



The WORLD VALUES SURVEY ASSOCIATION

[www.worldvaluessurvey.org](http://www.worldvaluessurvey.org)

## **SURVEY METHODOLOGY REPORT**

### **METHODOLOGICAL QUESTIONNAIRE**

**(TO BE COMPLETED AND SENT TO THE DATA ARCHIVE**

**JOINTLY WITH THE DATA FILE)**

Country:	Egypt
Organization:	The Egyptian Research and Training Center
Principal Investigator:	Dr. Abdel-Hamid Abdel-Latif
E-mail (primary contact):	<a href="mailto:latif@aucegypt.edu">latif@aucegypt.edu</a> / hamidlatif.79@gmail.com
Person in charge for fieldwork:	Ahmed El-Rawy
E-mail (secondary contact):	ahmed-elrawy@ertcegypt.com



**SECTION 1: THE QUESTIONNAIRE**

1. Have any optional questions and/or items been included?

No ☒

Yes (PLEASE WRITE IN QUESTION AND/OR ITEMNUMBERS BELOW )

---

---

2. Were country-specific questions, and/or items i. e. neither compulsory nor optional WVS questions, or questions included in the survey?

No country-specific questions included

☒ → Go to Q 4

Country-specific questions were included

☐

**ANSWER IF THERE WERE COUNTRY-SPECIFIC QUESTIONS**

3. Were country specific questions included at the end of the questionnaire, just before the demographics?

Yes ☐ → **GO TO Q 4**

No ☒

- 3a Please indicate the location of the country-specific questions which were not at the end of the questionnaire

WRITE IN BELOW :


**EVERYONE PLEASE ANSWER**

4. Were all questions asked in the prescribed order?

Yes ☐

No ☒

We moved MN19 and MN20 to the demographic section.



5. Were all core questions included in your questionnaire (by core we mean all items except those that were optional)?

No - some question(s) from WVS questionnaire not included

☒ → ANSWER

\_\_\_\_\_

No - some demographic question(s) not included

☐ → ANSWER

\_\_\_\_\_

Yes - all questions included

☐ → SECTION 2

**IF ANY CORE or DEMOGRAPHIC WVS QUESTIONS WERE NOT INCLUDED**

6. Please write in details of the items and the reasons why they were not included.

<i>Qr. No</i>	<i>Reason</i>
<i>Q36</i>	<i>Sensitive for security reasons or for cultural reasons</i>
<i>Q65/Q69/Q70/Q71/Q76</i>	
<i>Q113-Q117/Q118</i>	
<i>MN1</i>	
<i>Q134/Q138/Q141</i>	
<i>Q146-Q148</i>	
<i>Q165</i>	
<i>Q170</i>	
<i>Q182/Q183/Q186/Q193</i>	
<i>Q196-Q198</i>	
<i>Q217-Q220</i>	
<i>Q226</i>	
<i>Q237</i>	
<i>Q245</i>	
<i>Q252</i>	



The WORLD VALUES SURVEY ASSOCIATION

[www.worldvaluessurvey.org](http://www.worldvaluessurvey.org)

**SECTION 2: SAMPLING**

7. Was your sample designed to be representative of the entire adult population, i. e. 18 years and older, of your country?

Yes

☒

**GO TO Q 9**

NO

☐

**ANSWER**



**IF NOT DESIGNED TO BE REPRESENTATIVE**

8. Which groups were excluded from, under-represented or over-represented in your sample design?

Excluded (PLEASE SPECIFY):

Over-represented: (PLEASE SPECIFY):

Under-represented (PLEASE SPECIFY):

**EVERYONE PLEASE ANSWER**

9. What was the lower age cut-off for your sample?

Yes - please write in cut-off

No cut-off ☐

10. Was there any upper age cut-off for your sample?

Yes - please write in cut-off

No cut-off ☒

11. What were the different stages in your sampling procedure?


*PLEASE WRITE IN:*

**Stage one:**

i. The steps to sample the PSUs (Primary Sampling Point):

PSUs are selected within each strata using Systematic Random Sampling technique as follows:

- The sampling interval for each governorate/strata is calculated by dividing the total number of households in the governorate by the number of PSU's needed in that governorate.
- Within each governorate, PSUs ("Shiyakha" in urban governorates) will be listed in ascending or descending order according to the number of households. In urban/rural governorates, PSUs



("Shiyakha/Town" will be separate from "Village") will be listed in ascending or descending order according to the number of households.

- A random number that is less than the sampling interval is selected. A Shiyakha or Village that has the number of households equal or below the random number drawn will be the first unit selected.
- The random number is then added to the sampling interval to determine the second PSU.
- The sampling interval is added repeatedly to select subsequent Shiyakhat or Villages until the allocated numbers of PSUs are achieved.

### Stage two:

ii. Selection of Secondary Sampling Points (households selection):

#### Starting Points Selection:

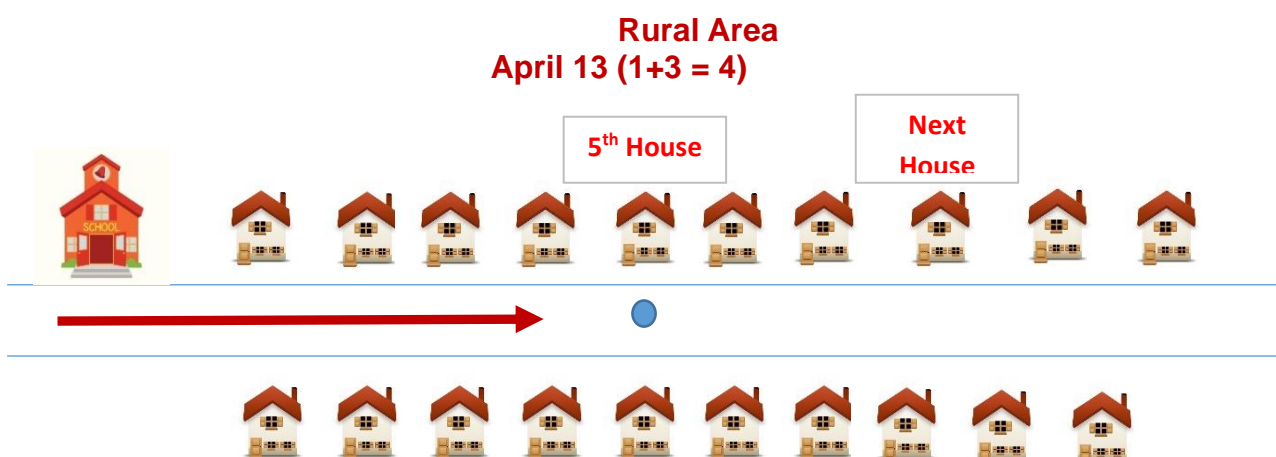
Each PSU will be divided into four quadrants. One quadrant will be selected at random. One starting points will be assigned within a quadrant. From the starting point, the interviewers walk in different directions (north, south, east, and west).

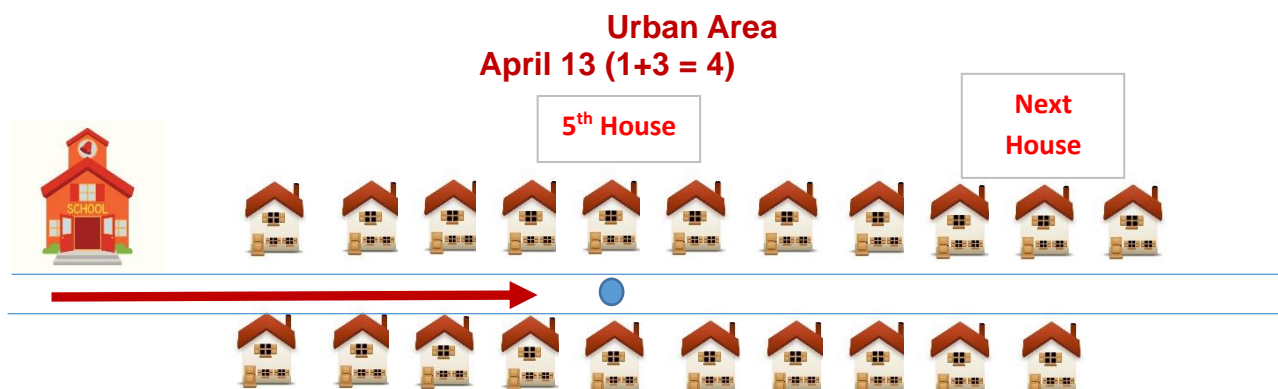
#### Households' Selection (Main Sample):

We will use the day code and right-hand method for the household selection. The supervisors will cover each selected PSU until the required number of interviews (8 households) is completed as follows:

1. To select the first household, we will use the day code. To determine the day code, we will add the digits of the day until only one number is remains (EX: if November 13,  $1+3=4$ , so day code is 4).
2. We will skip the number of houses of the day code and select the next house, counting from the right (EX: in this case, skip 4 houses, and select the 5th house.)
3. After the first house is selected, each additional house will be determined by the skip pattern
  1. Urban areas – Skip 4 and select the 5th
  2. Rural areas – Skip 2 and select the 3rd

The graph below presents how to choose the Households:





4. In the case of a multi-level apartment building:

1. The interviewer will alternate between starting at the top and bottom floors.
2. 1 interview should be conducted per floor, following the skip pattern.
3. Only 2 interviews should be completed per building.

5. Single-level building with multiple households / concessions:

- The tablet will randomly choose a household to be interviewed in cases where multiple households live in the same single-level building.
- Interviewers will indicate the number of households in the chosen dwelling structure and interview the selected household, starting to count from the right.
- Only 1 interview should be completed in each multi-dwelling structure.

**(Substituting Sample):**

The interviewers will be instructed to attempt to contact this household 3 times before substituting it. Subsequent attempts were made at least two hours apart, unless it is by appointment. If the interviewer is still unsuccessful in the main household after three visits, the supervisor will be instructed to select the substitute using the same interval and the right-hand rule till he covers the 8 interviews.


**Stage three**

iii. Respondent Selection:

In the CAPI system, details of each household member is entered into the tablet, and the CAPI program randomly selects the individual to be interviewed. All eligible household members have an equal chance of being selected for the interview.

In case the person selected for the interview is absent during that visit, different situations can happen:

- If it is the first or second visit of a main household, then the interviewer will ask when he or she can come back to interview the selected household member.
- If it is a third visit to that household, the interviewer cannot come back and needs to replace that household. In addition, the interviewer must code the reason for the replacement on the tracking sheet.



12. What was the final number of clusters or sampling points?

No clusters ☐

WRITE IN: 

1	5	0
---	---	---

13. What was the sampled unit you got from office sampling?

Address ☐ → ANSWER

Household ☐ → ANSWER

Named individual ☐ → GO TO 17

Other (PLEASE WRITE IN DETAILS BELOW) ☒ → ANSWER

The PSU Name

\_\_\_\_\_

\_\_\_\_\_

**IF NAMED INDIVIDUAL WAS NOT THE SAMPLED UNIT**

14. What selection method was used to identify a respondent?

PLEASE SPECIFY:

In the CAPI system, details of each household member is entered into the tablet, and the CAPI program randomly selects the individual to be interviewed All eligible household members have an equal chance of being selected for the interview.

15. Were there any quota-controls on the type of individual selected to take part in the survey (for example, age or sex controls)?

Yes ☐ → ANSWER

No ☒ → GO TO 17

**IF QUOTA CONTROLS**

16. In what way were quota controls used?

PLEASE WRITE IN:





**EVERYONE PLEASE ANSWER**

17. Was substitution permitted at any stage of your selection process or during fieldwork?

Yes ☒ → **ANSWER**

No ☐ → **GO TO 19**

**IF 'YES'**

18. In what way was substitution permitted?

*PLEASE WRITE IN:*

*There was substitution for few numbers of PSUs, (17PSU) because of security reasons.*

**EVERYONE PLEASE ANSWER**

19. Did you use any stratification factors when drawing your sample?

Yes ☒ → **ANSWER**


No ☐ → **GO TO 21**

**IF STRATIFICATION FACTORS USED**

20. What stratification factors were used, and at what stage(s) of selection?

*PLEASE WRITE IN:*

*Households numbers in selecting PSUs during phase 1*



**EVERYONE PLEASE ANSWER**

21. All in all, what are the known limitations of your realized sample?

For example: non-response rate; is there differential coverage of particular groups, either because of sample design or response differences?

We Surveyed 1671 household, response rate (Completed 1200) is (71.89%)

22. Please fill in the following details about your sample. If some categories do not apply, please complete to the highest level of detail possible and use the 'other' box to give more information.

- |                                                                                |                      |                      |                      |                      |
|--------------------------------------------------------------------------------|----------------------|----------------------|----------------------|----------------------|
| Total number of <u>starting</u> names/addresses                                | <input type="text"/> | <input type="text"/> | <input type="text"/> | <input type="text"/> |
| - addresses which could not be traced at all                                   | <input type="text"/> | <input type="text"/> | <input type="text"/> | <input type="text"/> |
| - addresses established as empty, demolished or containing no private dwelling | <input type="text"/> | <input type="text"/> | <input type="text"/> | <input type="text"/> |
| - selected respondent too sick/incapacitated to participate                    | <input type="text"/> | <input type="text"/> | <input type="text"/> | <input type="text"/> |
| - selected respondent away during survey period                                | <input type="text"/> | <input type="text"/> | <input type="text"/> | <input type="text"/> |
| - selected respondent had inadequate understanding of language of survey       | <input type="text"/> | <input type="text"/> | <input type="text"/> | <input type="text"/> |
| - no contact at selected address                                               | <input type="text"/> | <input type="text"/> | <input type="text"/> | <input type="text"/> |
| - no contact with selected person                                              | <input type="text"/> | <input type="text"/> | <input type="text"/> | <input type="text"/> |
| - refusal at selected address                                                  | <input type="text"/> | <input type="text"/> | <input type="text"/> | <input type="text"/> |
| - proxy refusal (on behalf of selected respondent)                             | <input type="text"/> | <input type="text"/> | <input type="text"/> | <input type="text"/> |
| - personal refusal by selected respondent                                      | <input type="text"/> | <input type="text"/> | <input type="text"/> | <input type="text"/> |
| - other type of unproductive (please write in full details in the box below)   | <input type="text"/> | <input type="text"/> | <input type="text"/> | <input type="text"/> |
| - full productive interview                                                    | <input type="text"/> | <input type="text"/> | <input type="text"/> | <input type="text"/> |
| - partial productive interview                                                 | <input type="text"/> | <input type="text"/> | <input type="text"/> | <input type="text"/> |

**IF 'OTHER' CATEGORY USED**

23. Please specify

Item	Number	%
Completed Interviews	1200	71.89
Refused	370	22.14
The household is empty/the respondent was not there	57	3.23
The respondent is ill	4	0.24
No eligible person	40	2.5
	1671	100



### SECTION 3: FIELDWORK

24. If interviews were not face-to-face, please specify the way of interviewing:

25. The next group of questions are about interviewers.

If no interviewers were used at any point in the WVS survey, please go to Q26.

#### IF INTERVIEWERS USED

- a. Were interviewers paid according to performance (for example, according to the number of interviews they obtained)?

Yes ☒

No ☐

- b. Which, if any, of these rules governed how an interviewer approached an address/household?

*PLEASE TICK THOSE THAT APPLY*

Calls must be made at different times of day ☐

Calls must be made on different days of week ☐

Neither of the above ☒

- c. Were interviewers required to make a certain number of re-calls before they stopped approaching an address or household?

Minimum number of re-calls required - please write in number

No minimum re-call requirement ☐

- d. Were any interviews supervised?

Yes - please write in approximate proportion   %

No ☐

- e. Were any interviews back-checked?

Yes - please write in approximate proportion   %

No ☐



**EVERYONE PLEASE ANSWER**

26. Please write in the approximate start and end dates of fieldwork: **DD MM YY**

Start date 

2	2	0	6	1	8
---	---	---	---	---	---

End date 

0	7	0	7	1	8
---	---	---	---	---	---

27. Please write in the name of the institute which has done the fieldwork.

**The Egyptian Research and Training Centre**

**SECTION 4: DATA**

28. Were any measures of coding reliability employed?

Yes → ☐ **ANSWER**  
No ☒ **GO TO 29**

28a. Which one? Please specify

29. Were the data from the questionnaire keyed subsequent to the interview (that is, non-CAPI surveys)?

Yes → ☐ **ANSWER**  
No → ☒ **GO TO 31**

**IF DATA KEYED**

30. Was keying verified?

Yes - please write in approximate level of verification 

--	--	--


 %  
No ☐

**EVERYONE PLEASE ANSWER**

31. Were any reliability checks made on derived variables?

Yes ☒  
No ☐

32. Were data checked/edited to ensure that filter instructions were followed correctly?



Yes ☒

No ☐

33. Were data checked/edited for logic or consistency?

Yes ☒

No ☐

34. Were data checked/edited to ensure they fell within permitted coding ranges?

Yes ☒

No ☐

35. Have you answered 'yes' on any or all of questions 32 to 34 above?

Yes ☒ → **ANSWER**

No ☐ → **GO TO 37**

**IF DATA CHECKED/EDITED**

36. Were errors corrected individually or automatically (through, for example, a 'forced' edit)?

Yes - individual correction ☐

Yes - automatic correction ☒

No - not corrected ☐

**EVERYONE PLEASE ANSWER**


37. Did you add a weight variable?

Yes ☐ → **ANSWER**

No ☒ → **GO TO 39**

**IF WEIGHT VARIABLE ADDED**

38. Please describe the weighting or post-stratification strategy used.



## SECTION 5: CHARACTERISTICS OF NATIONAL POPULATION

39. Each member is asked to provide information on known characteristics of its national population, from census or the best available estimates from government surveys or other high-quality data-sources:

- sex distribution of the population
- age distribution of the population
- education (years of schooling) of the population
- other characteristics (PLEASE SPECIFY)

Please specify also the sources which have been used. Please note that the number of characteristics is what is minimal required. You can add as many characteristics as you like, but do not forget to specify them.

In the table below please present the information from census or from other government surveys or other high-quality data (column SOURCE 1) and the proportions obtained in your data, before and after weighting

	Source:	Unweighted data	Weighted data
<b>Gender</b>			
Female	48%	48.3%	
Male	52%	51.8%	
<b>Age Groups</b>			
18 - 29 years	(15-29) 40.4%	25.8%	
30 - 39 years	22.2%	27%	
40 - 49 years	15.3%	19.8%	
50 - 59 years	11.6%	20.1%	
60 years & +	10.1%	7.3%	
<b>Years/Schooling Groups</b>			
No Education	25.8%	19.9%	
Primary/secondary school	48%	57.5%	
Incomplete/Complete university-level education	15.5%	22.5%	
<b>Other characteristics</b> Please specify			
Urban	42.2%	44.7%	
Rural	57.8%	55.3%	