

The WORLD VALUES SURVEY ASSOCIATION

www.worldvaluessurvey.org


SURVEY METHODOLOGY REPORT

METHODOLOGICAL QUESTIONNAIRE

(TO BE COMPLETED AND SENT TO THE DATA ARCHIVE

JOINTLY WITH THE DATA FILE)

Country:	Guatemala
Organization:	University of San Carlos of Guatemala
Principal Investigator:	Julio César Díaz Argueta
E-mail (primary contact):	jucedia@gmail.com
Person in charge for fieldwork:	Ramiro Bolaños
E-mail (secondary contact):	rbolanos@improgress.net



SECTION 1: THE QUESTIONNAIRE

1. Have any optional questions and/or items been included?

No ☐

Yes (PLEASE WRITE IN QUESTION AND/OR ITEMNUMBERS BELOW)

- a. When requesting for public services have you had the opportunity to receive support or orientation from a social worker?
- b. Do you believe that public institutions like hospitals, health centres, schools and correctional must have social workers in their workforce?
- c. Which activities do you consider important to help and assist young and children?
- d. According to your criteria which activities should Social Work perform in order to help the world develop better?
- e. How can Social Work assist in avoiding family violence?
- f. What is the role of Social Work vis a vis social inequality?
- g. How can human development be achieved in Guatemala?
- h. Which needs could Social Work assist with when teenagers face undesired pregnancies?
- i. How can Social Work help to unite the Guatemalan families?
- j. What are the main functions Social Work could perform in a School?
- k. How can bullying be avoided in Schools?
- l. In your opinion, what are the main positions a Social Worker could occupy?
- m. Do you consider Social Work should only attend poor people?
- n. In your opinion which are the main functions a Social Worker should perform?
- o. What is the role of a Social Worker in a municipality?
- p. What are the applicable values of a Social Worker?

2. Were country-specific questions, and/or items i. e. neither compulsory nor optional WVS questions, or questions included in the survey?

No country-specific questions included

☒ → Go to Q 4


Country-specific questions were included

☐

ANSWER IF THERE WERE COUNTRY-SPECIFIC QUESTIONS

3. Were country specific questions included at the end of the questionnaire, just before the demographics?

☐ → GO TO Q 4



No

☒

3a Please indicate the location of the country-specific questions which were not at the end of the questionnaire

WRITE IN BELOW:

At the end of the questionnaire

EVERYONE PLEASE ANSWER

4. Were all questions asked in the prescribed order?

Yes ☒

No ☐

5. Were all core questions included in your questionnaire (by core we mean all items except those that were optional)?

No - some question(s) from WVS questionnaire not included

☐ → **ANSWER**

No - some demographic question(s) not included

☐ → **ANSWER**

Yes - all questions included


☒ → **SECTION 2**

IF ANY CORE or DEMOGRAPHIC WVS QUESTIONS WERE NOT INCLUDED

6. Please write in details of the items and the reasons why they were not included.

question number or description of question:

Reason(s) not included:



The WORLD VALUES SURVEY ASSOCIATION

www.worldvaluessurvey.org

SECTION 2: SAMPLING

7. Was your sample designed to be representative of the entire adult population, i. e. 18 years and older, of your country?

Yes


☒

GO TO Q 9

NO

☐

ANSWER



IF NOT DESIGNED TO BE REPRESENTATIVE

8. Which groups were excluded from, under-represented or over-represented in your sample design?

Excluded (PLEASE SPECIFY):

Over-represented: (PLEASE SPECIFY):

Under-represented (PLEASE SPECIFY):

EVERYONE PLEASE ANSWER

9. What was the lower age cut-off for your sample?

Yes - please write in cut-off

1	8
---	---

No cut-off

--

10. Was there any upper age cut-off for your sample?

Yes - please write in cut-off

--	--

No cut-off

X

11. What were the different stages in your sampling procedure?

PLEASE WRITE IN:

12. What was the final number of clusters or sampling points?

No clusters

--

WRITE IN:

0	2	2
---	---	---



13. What was the sampled unit you got from office sampling?

Address ☐ → ANSWER

Household ☐ → ANSWER

Named individual ☒ → GO TO 17

Other (PLEASE WRITE IN DETAILS BELOW) ☐ → ANSWER

IF NAMED INDIVIDUAL WAS NOT THE SAMPLED UNIT

14. What selection method was used to identify a respondent?

PLEASE SPECIFY:

The household selection was made randomly in the targeted municipalities (mentioned on the daily work sheet of the interviewer). In the neighbourhood mentioned in the work sheet the interviewer use to select randomly the households to cover.

The daily work sheet mentioned also the profile required of the interviewee.

15. Were there any quota-controls on the type of individual selected to take part in the survey (for example, age or sex controls)?


Yes ☐ → ANSWER

No ☐ → GO TO 17

IF QUOTA CONTROLS

16. In what way were quota controls used?

PLEASE WRITE IN:



EVERYONE PLEASE ANSWER

17. Was substitution permitted at any stage of your selection process or during fieldwork?

Yes ☒ → **ANSWER**

No ☐ → **GO TO 19**

IF 'YES'

18. In what way was substitution permitted?

PLEASE WRITE IN:

Since the surveyors were students, if any incongruent data was found, it was replaced. Only full congruent data was accepted. All incongruent records were filtered. Although information was gathered all over the country with a larger part of the acceptable sample is located in the capital city.

EVERYONE PLEASE ANSWER

19. Did you use any stratification factors when drawing your sample?

Yes ☐ → **ANSWER**

No ☒ → **GO TO 21**

IF STRATIFICATION FACTORS USED

20. What stratification factors were used, and at what stage(s) of selection?

PLEASE WRITE IN:



EVERYONE PLEASE ANSWER


21. All in all, what are the known limitations of your realized sample? Extreme financial limitations. Distance and time for certain departments. Violence risk since 95% of surveyors were female and Guatemala is a very violent country with too many hazards. Students payed out of their own pockets for transportation, mobile communications and necessary time out of their normal studying hours.

For example: non-response rate; is there differential coverage of particular groups, either because of sample design or response differences?

% response or % non-response: PLEASE WRITE IN: The survey included all cultural sectors, men and women, all age ranges and sample points according to availability, since when realizing the length of the survey, the surveyed people frequently abandoned the activity since they did not have any motivation to stay for the interview. It is frequent that these activities are paid for surveyed people in order to guarantee their participation and time usage.

22. Please fill in the following details about your sample. If some categories do not apply, please complete to the highest level of detail possible and use the 'other' box to give more information.

Total number of <u>starting</u> names/addresses	<input type="text"/>	<input type="text"/>	<input type="text"/>	<input type="text"/>	<input type="text"/>
- addresses which could not be traced at all	<input type="text"/>	<input type="text"/>	<input type="text"/>	<input type="text"/>	<input type="text"/>
- addresses established as empty, demolished or containing no private dwelling	<input type="text"/>	<input type="text"/>	<input type="text"/>	<input type="text"/>	<input type="text"/>
- selected respondent too sick/incapacitated to participate	<input type="text"/>	<input type="text"/>	<input type="text"/>	<input type="text"/>	<input type="text"/>
- selected respondent away during survey period	<input type="text"/>	<input type="text"/>	<input type="text"/>	<input type="text"/>	<input type="text"/>
- selected respondent had inadequate understanding of language of survey	<input type="text"/>	<input type="text"/>	<input type="text"/>	<input type="text"/>	<input type="text"/>
- no contact at selected address	<input type="text"/>	<input type="text"/>	<input type="text"/>	<input type="text"/>	<input type="text"/>
- no contact with selected person	<input type="text"/>	<input type="text"/>	<input type="text"/>	<input type="text"/>	<input type="text"/>
- refusal at selected address	<input type="text"/>	<input type="text"/>	<input type="text"/>	<input type="text"/>	<input type="text"/>
- proxy refusal (on behalf of selected respondent)	<input type="text"/>	<input type="text"/>	<input type="text"/>	<input type="text"/>	<input type="text"/>
- personal refusal by selected respondent	<input type="text"/>	<input type="text"/>	<input type="text"/>	<input type="text"/>	<input type="text"/>
- other type of unproductive (please write in full details in the box below)	<input type="text"/>	<input type="text"/>	<input type="text"/>	<input type="text"/>	<input type="text"/>
- full productive interview	<input type="text"/>	<input type="text"/>	<input type="text"/>	<input type="text"/>	<input type="text"/>
- partial productive interview	<input type="text"/>	<input type="text"/>	<input type="text"/>	<input type="text"/>	<input type="text"/>



The WORLD VALUES SURVEY ASSOCIATION

www.worldvaluessurvey.org

IF 'OTHER' CATEGORY USED

23. Please specify



SECTION 3: FIELDWORK

24. If interviews were not face-to-face, please specify the way of interviewing:

25. The next group of questions are about interviewers.

If no interviewers were used at any point in the WVS survey, please go to Q26.

IF INTERVIEWERS USED

- a. Were interviewers paid according to performance (for example, according to the number of interviews they obtained)?

Yes ☐

No ☒

- b. Which, if any, of these rules governed how an interviewer approached an address/household?

PLEASE TICK THOSE THAT APPLY

Calls must be made at different times of day ☐

Calls must be made on different days of week ☐

Neither of the above ☒

- c. Were interviewers required to make a certain number of re-calls before they stopped approaching an address or household?

Minimum number of re-calls required - please write in number

No minimum re-call requirement ☒

- d. Were any interviews supervised?


Yes - please write in approximate proportion %

No ☐

- e. Were any interviews back-checked?

Yes - please write in approximate proportion %

No ☒



EVERYONE PLEASE ANSWER

26. Please write in the approximate start and end dates of fieldwork: **DD MM YY**

Start date

0	1	0	9	1	9
---	---	---	---	---	---

End date

3	0	1	0	1	9
---	---	---	---	---	---

27. Please write in the name of the institute which has done the fieldwork.

Social Work School of San Carlos University

SECTION 4: DATA

28. Were any measures of coding reliability employed?

Yes → ☐ **ANSWER**
No ☒ **GO TO 29**

28a. Which one? Please specify

29. Were the data from the questionnaire keyed subsequent to the interview (that is, non-CAPI surveys)?

Yes → ☐ **ANSWER**
No → ☒ **GO TO 31**

IF DATA KEYED

30. Was keying verified?

Yes - please write in approximate level of verification

--	--	--

 %
No ☐

EVERYONE PLEASE ANSWER

31. Were any reliability checks made on derived variables?

Yes ☐
No ☒



32. Were data checked/edited to ensure that filter instructions were followed correctly?

Yes ☒

No ☐

33. Were data checked/edited for logic or consistency?

Yes ☒

No ☐

34. Were data checked/edited to ensure they fell within permitted coding ranges?

Yes ☐

No ☒

35. Have you answered 'yes' on any or all of questions 32 to 34 above?

Yes ☒ → **ANSWER**

No ☐ → **GO TO 37**

IF DATA CHECKED/EDITED

36. Were errors corrected individually or automatically (through, for example, a 'forced' edit)?

Yes - individual correction ☐

Yes - automatic correction ☒

No - not corrected ☐

EVERYONE PLEASE ANSWER

37. Did you add a weight variable?

Yes ☐ → **ANSWER**

No ☒ → **GO TO 39**

IF WEIGHT VARIABLE ADDED

38. Please describe the weighting or post-stratification strategy used.



SECTION 5: CHARACTERISTICS OF NATIONAL POPULATION

39. Each member is asked to provide information on known characteristics of its national population, from census or the best available estimates from government surveys or other high-quality data-sources:

- sex distribution of the population (as per Index mundi 2018)
 0-14 years: male 2,919,281 /female 2,810,329
 15-24 years: male 1,688,900 /female 1,665,631
 25-54 years: male 2,878,075 /female 3,002,920
 55-64 years: male 407,592 /female 468,335
 65 years and over: male 336,377 /female 403,833
- age distribution of the population
 0-14 years: 34.55% (male 2,919,281 /female 2,810,329)
 15-24 years: 20.23% (male 1,688,900 /female 1,665,631)
 25-54 years: 35.47% (male 2,878,075 /female 3,002,920)
 55-64 years: 5.28% (male 407,592 /female 468,335)
 65 years and over: 4.46% (male 336,377 /female 403,833) (2018 est.)
- education (years of schooling) of the population 4.57 years as per Barro Lee study (2010)
- other characteristics (PLEASE SPECIFY) GDP per capita is of US\$4,731 as per Maddison (2016)

Please specify also the sources which have been used. Please note that the number of characteristics is what is minimal required. You can add as many characteristics as you like, but do not forget to specify them.

In the table below please present the information from census or from other government surveys or other high-quality data (column SOURCE 1) and the proportions obtained in your data, before and after weighting

	Source:	Unweighted data	Weighted data
Gender			
Female			
Male			
Age Groups			
18 - 29 years			
30 - 39 years			
40 - 49 years			
50 - 59 years			
60 years & +			
Years/Schooling Groups			
No Education			



The WORLD VALUES SURVEY ASSOCIATION

www.worldvaluessurvey.org

Primary/secondary school			
Incomplete/Complete university-level education			
Other characteristics Please specify			
Urban			
Rural			