




The WORLD VALUES SURVEY ASSOCIATION

www.worldvaluessurvey.org

ANNEX 4

METHODOLOGICAL QUESTIONNAIRE
(TO BE COMPLETED AND SENT TO THE DATA ARCHIVE
JOINTLY WITH THE DATA FILE)

Country:	Hong Kong
Organization:	Hong Kong Baptist University
Principal Investigator:	Edmund W. CHENG
E-mail (primary contact):	ewcheng@hkbu.edu.hk
Person in charge for fieldwork:	CHUNG Hiu Fung; Cheng Hoi Wa
E-mail (secondary contact):	chunghiufung@hkbu.edu.hk ; hwcheng@hkbu.edu.hk



SECTION 1: THE QUESTIONNAIRE

1. Have any optional questions and/or items been included?

No ☒

Yes (PLEASE WRITE IN QUESTION AND/OR ITEMNUMBERS BELOW)

2. Were country-specific questions, and/or items i. e. neither compulsory nor optional WVS questions, or questions included in the survey?

No country-specific questions included

☐ → Go to Q 4

Country-specific questions were included

☒

ANSWER IF THERE WERE COUNTRY-SPECIFIC QUESTIONS

3. Were country specific questions included at the end of the questionnaire, just before the demographics?

Yes ☒ → GO TO Q 4

No ☐

- 3a Please indicate the location of the country-specific questions which were not at the end of the questionnaire


WRITE IN BELOW :

EVERYONE PLEASE ANSWER

4. Were all questions asked in the prescribed order?

Yes ☒

No ☐



5. Were all core questions included in your questionnaire (by core we mean all items except those that were optional)?

No - some question(s) from WVS questionnaire not included

☐ → ANSWER

No - some demographic question(s) not included

☐ → ANSWER

Yes - all questions included

☒ → SECTION 2

IF ANY CORE or DEMOGRAPHIC WVS QUESTIONS WERE NOT INCLUDED

6. Please write in details of the items and the reasons why they were not included.

question number or description of question:

Reason(s) not included:

SECTION 2: SAMPLING

7. Was your sample designed to be representative of the entire adult population, i. e. 18 years and older, of your country?

Yes


☒

GO TO Q 9

NO

☐

ANSWER



IF NOT DESIGNED TO BE REPRESENTATIVE

8. Which groups were excluded from, under-represented or over-represented in your sample design?

Excluded (PLEASE SPECIFY):

Over-represented: (PLEASE SPECIFY):

Under-represented (PLEASE SPECIFY):

EVERYONE PLEASE ANSWER

9. What was the lower age cut-off for your sample?

Yes - please write in cut-off

1	8
---	---

No cut-off

--

10. Was there any upper age cut-off for your sample?

Yes - please write in cut-off

--	--

No cut-off

✓

11. What were the different stages in your sampling procedure?

PLEASE WRITE IN:

For face-to-face survey:

We commissioned the Centre for Communication and Public Opinion Survey (CCPOS) of the Chinese University of Hong Kong to conduct the face-to-face interviews. CCPOS employed the sampling service of the Census and Statistics Department of the Hong Kong Government to select household samples. That is, we sampled the household from the “Register of Quarters” (RQ). The geographical coverage is specified by the District Council/Constituency Area demarcation system of the Hong Kong Government which divides Hong Kong into 18 districts. RQ is a list of addresses of permanent quarters in built-up areas including urban areas (that is Hong Kong Island and Kowloon), new towns and major developments



in the New Territories. Each unit of quarters is identified by a unique address. Temporary structures like roof-top and backlane structures are usually not listed in the RQ. Records of quarters in the RQ are first sorted by geographical areas and quarters type group. Systematic replicated sampling was then applied for the sample selection of quarters from the RQ. Sampling units were drawn with a fixed interval after selecting a random start to form sample replicates. The size of each sample replicate of quarters in the RQ is about 470 quarters (excluding those not for residential or partially residential purposes). Each replicate contains a representative sample list of quarters (excluding those not for residential or partially residential purposes) in each combination of District Council district and quarters type group. As at end of 3rd quarter of 2017, there were 2.60 million quarters (excluding those not for residential or partially residential purposes) in the RQ.

After selecting the households, the interviewers would adopt the commonly-used “next birthday rule” to randomly select an eligible respondent within each household for face-to-face interviews (i.e., household member whose birthday come soonest will be invited for interview). This is to avoid selection bias.

For online survey:

We commissioned Survey Sampling International (SSI) to conduct the online survey. The respondents were drawn from SSI’s growing online panel, the members of which were recruited through online means. SSI recruited people aged 18-65 to their panel with demographic balance being closely monitored through quota sampling.

12. What was the final number of clusters or sampling points?

No clusters ☒
WRITE IN:


13. What was the sampled unit you got from office sampling?

Address	<input checked="" type="checkbox"/>	→ ANSWER
Household	<input type="checkbox"/>	→ ANSWER
Named individual	<input type="checkbox"/>	→ GO TO 17
Other (PLEASE WRITE IN DETAILS BELOW)	<input type="checkbox"/>	→ ANSWER

IF NAMED INDIVIDUAL WAS NOT THE SAMPLED UNIT

14. What selection method was used to identify a respondent?

PLEASE SPECIFY:



For face-to-face survey, interviewers did not simply interview the household members who opened the door or those who happened to have spare time or interest to do the interviews. CCPOS adopted the commonly-used “next birthday rule” to randomly select an eligible respondent within each household for face-to-face interviews.

15. Were there any quota-controls on the type of individual selected to take part in the survey (for example, age or sex controls)?

Yes ☒ → ANSWER
No ☐ → GO TO 17

IF QUOTA CONTROLS

16. In what way were quota controls used?

PLEASE WRITE IN:

For online survey, we acknowledged the limitations of online sampling, as certain demographic groups are more likely to register to panel; while some groups are less likely, e.g. groups of very low income, very high income, low education and elderlies. Therefore, SSI, as well as the research team, closely monitored throughout the survey process, so as to ensure a balance representation through quota controls in terms of demographic backgrounds and geographical distribution of our sample. The quota was set based on the data from the 2016 Population By-census conducted by the Census and Statistics Department of the Hong Kong Government.

EVERYONE PLEASE ANSWER

17. Was substitution permitted at any stage of your selection process or during fieldwork?


Yes ☐ → ANSWER
No ☒ → GO TO 19

IF ‘YES’

18. In what way was substitution permitted?

PLEASE WRITE IN:

EVERYONE PLEASE ANSWER



The WORLD VALUES SURVEY ASSOCIATION

www.worldvaluessurvey.org

19. Did you use any stratification factors when drawing your sample?

Yes

☐

→ ANSWER

No


☒

→ GO TO 21

IF STRATIFICATION FACTORS USED

20. What stratification factors were used, and at what stage(s) of selection?

PLEASE WRITE IN:



EVERYONE PLEASE ANSWER

21. All in all, what are the known limitations of your realized sample?

For example: non-response rate; is there differential coverage of particular groups, either because of sample design or response differences?

% response or % non-response: PLEASE WRITE IN:

For face-to-face survey:

Response rate: 18%

Non-contact: 43%


Refusal rate: 39%

For online survey:

The survey was made available to eligible respondents via our integrated online sampling system, which manages multiple surveys live on any given day. The system randomly assigns survey to respondents. When respondents are invited to answer survey, they may answer this survey or other by system assignment; whilst some respondent will habitually log in to answer survey without being invited. Thus a response rate for individual survey in tradition traditional definition was not computed.

22. Please fill in the following details about your sample. If some categories do not apply, please complete to the highest level of detail possible and use the 'other' box to give more information.

Total number of <u>starting</u> names/addresses	5	7	7	0
- addresses which could not be traced at all	0	1	0	5
- addresses established as empty, demolished or containing no private dwelling	0	0	0	7
- selected respondent too sick/incapacitated to participate	0	0	0	4
- selected respondent away during survey period	0	0	0	0
- selected respondent had inadequate understanding of language of survey	0	0	0	4
- no contact at selected address	2	4	0	0
- no contact with selected person	0	0	0	0
- refusal at selected address	2	2	0	2
- proxy refusal (on behalf of selected respondent)	0	0	0	0
- personal refusal by selected respondent	0	0	0	0
- other type of unproductive (please write in full details in the box below)	0	0	0	5



- full productive interview

1	0	3	1
---	---	---	---

- partial productive interview

0	0	1	2
---	---	---	---

IF 'OTHER' CATEGORY USED

23. Please specify

SECTION 3: FIELDWORK

24. If interviews were not face-to-face, please specify the way of interviewing:

We adopted mixed methods that combined face-to-face survey through paper questionnaire and online survey.

25. The next group of questions are about interviewers.

If no interviewers were used at any point in the WVS survey, please go to Q26.

IF INTERVIEWERS USED

- a. Were interviewers paid according to performance (for example, according to the number of interviews they obtained)?

Yes ☒

No ☐

- b. Which, if any, of these rules governed how an interviewer approached an address/household?

PLEASE TICK THOSE THAT APPLY

Calls must be made at different times of day ☒

Calls must be made on different days of week ☒

Neither of the above ☐

- c. Were interviewers required to make a certain number of re-calls before they stopped approaching an address or household?

Minimum number of re-calls required - please write in number

0	2
---	---

No minimum re-call requirement ☐

- d. Were any interviews supervised?

Yes - please write in approximate proportion

5	0
---	---

 %



No ☐

e. Were any interviews back-checked?

Yes - please write in approximate proportion %

No ☐

EVERYONE PLEASE ANSWER

26. Please write in the approximate start and end dates of fieldwork: DD MM YY

Start date

End date

27. Please write in the name of the institute which has done the fieldwork.

Face-to-face survey: Centre for Communication and Public Opinion Survey (CCPOS) of The Chinese University of Hong Kong

Online survey: Survey Sampling International

SECTION 4: DATA

28. Were any measures of coding reliability employed?

Yes → ☐ ANSWER
No ☒ GO TO 29

28a. Which one? Please specify

29. Were the data from the questionnaire keyed subsequent to the interview (that is, non-CAPI surveys)?

Yes → ☒ ANSWER
No → ☐ GO TO 31

IF DATA KEYED

30. Was keying verified?

Yes - please write in approximate level of verification %



No ☐

EVERYONE PLEASE ANSWER

31. Were any reliability checks made on derived variables?

Yes ☒
No ☐

32. Were data checked/edited to ensure that filter instructions were followed correctly?

Yes ☒
No ☐

33. Were data checked/edited for logic or consistency?

Yes ☒
No ☐

34. Were data checked/edited to ensure they fell within permitted coding ranges?

Yes ☒
No ☐

35. Have you answered 'yes' on any or all of questions 32 to 34 above?

Yes ☒ → ANSWER
No ☐ → GO TO 37

IF DATA CHECKED/EDITED

36. Were errors corrected individually or automatically (through, for example, a 'forced' edit)?


For online survey, the survey is programmed such that no answer will fail the designed questionnaire logic (if any). No post-survey edit was done. For face-to-face survey:

Yes - individual correction ☒
Yes - automatic correction ☒
No - not corrected ☐

EVERYONE PLEASE ANSWER

37. Did you add a weight variable?

Yes ☐ → ANSWER
No ☒ → GO TO 39



The WORLD VALUES SURVEY ASSOCIATION

www.worldvaluessurvey.org

IF WEIGHT VARIABLE ADDED

38. Please describe the weighting or post-stratification strategy used.



SECTION 5: CHARACTERISTICS OF NATIONAL POPULATION


39. Each member is asked to provide information on known characteristics of its national population, from census or the best available estimates from government surveys or other high-quality data-sources:

- sex distribution of the population
- age distribution of the population
- education (years of schooling) of the population
- other characteristics (PLEASE SPECIFY)

Please specify also the sources which have been used. Please note that the number of characteristics is what is minimal required. You can add as many characteristics as you like, but do not forget to specify them.

In the table below please present the information from census or from other government surveys or other high-quality data (column SOURCE 1) and the proportions obtained in your data, before and after weighting

	Source: Mid-2017 Population Statistics, Census and Statistics Department of the Hong Kong Government		
		Unweighted data	Weighted data
Gender			
<i>Female</i>	52.7%	54.1%	52.7%
<i>Male</i>	47.3%	45.9%	47.3%
Age Groups			
<i>18 - 29 years</i>	17.1%	15.9%	17.1%
<i>30 - 39 years</i>	16.4%	18.7%	16.4%
<i>40 - 49 years</i>	17.5%	19.7%	17.5%
<i>50 - 59 years</i>	20.3%	21.4%	20.3%
<i>60 years & +</i>	28.7%	24.2%	28.7%
Years/Schooling Groups			
<i>Lower secondary education or below</i>	34.5%	20.7%	34.5%
<i>Upper secondary education</i>	31.5%	30.3%	31.5%
<i>Tertiary education</i>	34.1%	48.9%	34.1%



The WORLD VALUES SURVEY ASSOCIATION

www.worldvaluessurvey.org

Other characteristics Please specify	*Hong Kong is a small city with an extremely high level of urbanization. According to the World Bank and CIA's World Factbook, Hong Kong has a 100% of urban population. It means that nearly all people in Hong Kong live in urban areas. Rural representation does not apply.		
Urban			
Rural			