


The WORLD VALUES SURVEY ASSOCIATION

[www.worldvaluessurvey.org](http://www.worldvaluessurvey.org)

**SURVEY METHODOLOGY REPORT**

**METHODOLOGICAL QUESTIONNAIRE  
(TO BE COMPLETED AND SENT TO THE DATA ARCHIVE  
JOINTLY WITH THE DATA FILE)**

Country:	Iraq
Organization:	IACSS
Principal Investigator:	Abdul Razaq Aleethawi
E-mail (primary contact):	abdalrazak_ali@iiacss.org
Person in charge for fieldwork:	Ahmad Jabir
E-mail (secondary contact):	ahmad.jabir@iiacss.org



**SECTION 1: THE QUESTIONNAIRE**

1. Have any optional questions and/or items been included?

No ☒

Yes (PLEASE WRITE IN QUESTION AND/OR ITEMNUMBERS BELOW )

---

---

2. Were country-specific questions, and/or items i. e. neither compulsory nor optional WVS questions, or questions included in the survey?

No country-specific questions included

☒

Go to Q 4

Country-specific questions were included

☐

**ANSWER IF THERE WERE COUNTRY-SPECIFIC QUESTIONS**

3. Were country specific questions included at the end of the questionnaire, just before the demographics?

Yes

☐

**GO TO Q 4**

No

☐

- 3a Please indicate the location of the country-specific questions which were not at the end of the questionnaire


WRITE IN BELOW :

**EVERYONE PLEASE ANSWER**

4. Were all questions asked in the prescribed order?

Yes ☒

No ☐



The WORLD VALUES SURVEY ASSOCIATION

[www.worldvaluessurvey.org](http://www.worldvaluessurvey.org)

5. Were all core questions included in your questionnaire (by core we mean all items except those that were optional)?

No - some question(s) from WVS questionnaire not included

☐ → ANSWER

\_\_\_\_\_

No - some demographic question(s) not included

☐ → ANSWER

\_\_\_\_\_

Yes - all questions included

☒ → SECTION 2

**IF ANY CORE or DEMOGRAPHIC WVS QUESTIONS WERE NOT INCLUDED**

6. Please write in details of the items and the reasons why they were not included.

*question number or description of question:*

*Reason(s) not included:*

**SECTION 2: SAMPLING**


7. Was your sample designed to be representative of the entire adult population, i. e. 18 years and older, of your country?

Yes

☒ → GO TO Q 9

NO

☐ → ANSWER



**IF NOT DESIGNED TO BE REPRESENTATIVE**

8. Which groups were excluded from, under-represented or over-represented in your sample design?

Excluded (PLEASE SPECIFY):

Over-represented: (PLEASE SPECIFY):

Under-represented (PLEASE SPECIFY):

**EVERYONE PLEASE ANSWER**

9. What was the lower age cut-off for your sample?

Yes - please write in cut-off 

1	8
---	---

No cut-off 

--

10. Was there any upper age cut-off for your sample?

Yes - please write in cut-off 

6	5
---	---

No cut-off 

--

11. What were the different stages in your sampling procedure?

*PLEASE WRITE IN:*

*Stage One*


First, the numbers of interviews are distributed among census districts (Qada) proportionally.

*Stage Two*

Secondly, each Qada consists of several census sub districts called (Nahia) which was also proportionately allocated a number of interviews.

*Stage Three*

These Nahias, in turn, also consist of many blocks. Within each Nahia, blocks are regarded as the primary sampling units (PSU) in the urban areas. All PSUs are selected using probability-proportional-to-size procedures.



#### Stage Four

10, 20 or 30 interviews are to be conducted in each urban block. These 10, 20 or 30 interviews are distributed amongst 2 or 4 or 6 streets respectively (or 'Zukaks' as based on the census wording). The streets are selected by using simple random sampling, considering the spot maps prepared by interviewers.

#### Stage Five

##### A) Household level

1. Interviewers will use the "Left-hand" approach, with a systematic random interval between households and a starting point generated by a random numbers table.
2. Once the interview is finished, the interviewer exits the house, counts households (and not houses) on the left and enters for the next interview (for example if a building is very large, it is possible to conduct several interviews in different apartments)
3. The process should be repeated until the interviewer has finished the number of interviews she or he was asked to do by her or his supervisor.
4. If the interviewer goes back to her or his starting point before finishing the number of interviews she or he has to do (it means if she or he has turned around all the block), then she or he should continue walking in the same direction but jump the following block to go to the next one.
5. Due to the inaccuracy of the addresses in the rural areas, interviewers have been trained on how to use simple rules in selecting those households to be interviewed. The 'Kish' principle, with minor modifications, has been used for rural field work

##### B) Individual level

When entering a household, interviewers will select one individual using the next birthday approach:

1. Within each selected household, one respondent is randomly selected using the "last birthday method". In Iraq, because many older Iraqi citizens do not know the exact date of their birth, a list of random birthdays are used by every interviewer to replace the birthday of every old citizen who do not know his/her birthday.
2. The interviewer selects the closest upcoming birth date member, and asks him/her to be interviewed
3. If the selected person refused, the interviewer moved to the next household in plan
4. If the person picked is not here, an appointment should be made to interview him later. The interviewer must come back at least 8 hours after

If the person is still not here after 3 visits, the interviewer should give up and go to the next household

12. What was the final number of clusters or sampling points?

No clusters

WRITE IN: 

2	4	0
---	---	---

13. What was the sampled unit you got from office sampling?

Address ☐ → ANSWER

Household ☐ → ANSWER

Named individual ☒ → GO TO 17

Other (PLEASE WRITE IN DETAILS BELOW) ☐ → ANSWER



**IF NAMED INDIVIDUAL WAS NOT THE SAMPLED UNIT**

14. What selection method was used to identify a respondent?

PLEASE SPECIFY:

The household selection was made randomly in the targeted municipalities (mentioned on the daily work sheet of the interviewer). In the neighbourhood mentioned in the work sheet the interviewer use to select randomly the households to cover.

The daily work sheet mentioned also the profile required of the interviewee.

---

---

15. Were there any quota-controls on the type of individual selected to take part in the survey (for example, age or sex controls)?

Yes ☐ → ANSWER

No ☐ → GO TO 17

**IF QUOTA CONTROLS**

16. In what way were quota controls used?


PLEASE WRITE IN:

**EVERYONE PLEASE ANSWER**

17. Was substitution permitted at any stage of your selection process or during fieldwork?

Yes ☒ → ANSWER

No ☐ → GO TO 19



**IF 'YES'**

18. In what way was substitution permitted?

*PLEASE WRITE IN:*

*IN CASE PSU OR STREET WAS NOT FOUND OR WAS BLOCKED FOR SECURITY REASONS.*

**EVERYONE PLEASE ANSWER**

19. Did you use any stratification factors when drawing your sample?

Yes

☒

→ **ANSWER**

No

☐


→ **GO TO 21**

**IF STRATIFICATION FACTORS USED**

20. What stratification factors were used, and at what stage(s) of selection?

*PLEASE WRITE IN:*

SUNNI, SHIAA, KURD, ARAB



**EVERYONE PLEASE ANSWER**

21. All in all, what are the known limitations of your realized sample?

For example: non-response rate; is there differential coverage of particular groups, either because of sample design or response differences?

% response or % non-response: PLEASE WRITE IN:

7% NON-RESPONSE


22. Please fill in the following details about your sample. If some categories do not apply, please complete to the highest level of detail possible and use the 'other' box to give more information.

Total number of <u>starting</u> names/addresses	2	4	0	
- addresses which could not be traced at all				
- addresses established as empty, demolished or containing no private dwelling				
- selected respondent too sick/incapacitated to participate	0			
- selected respondent away during survey period	2	5		
- selected respondent had inadequate understanding of language of survey	0			
- no contact at selected address	1	6	6	
- no contact with selected person	1	0	5	
- refusal at selected address	7	2		
- proxy refusal (on behalf of selected respondent)	4	1		
- personal refusal by selected respondent	3	5		
- other type of unproductive (please write in full details in the box below)				
- full productive interview	1	2	0	0
- partial productive interview	6	0		

**IF 'OTHER' CATEGORY USED**

23. Please specify





The WORLD VALUES SURVEY ASSOCIATION

*[www.worldvaluessurvey.org](http://www.worldvaluessurvey.org)*



**SECTION 3: FIELDWORK**

24. If interviews were not face-to-face, please specify the way of interviewing:

25. The next group of questions are about interviewers.

If no interviewers were used at any point in the WVS survey, please go to Q26.

**IF INTERVIEWERS USED**

- a. Were interviewers paid according to performance (for example, according to the number of interviews they obtained)?

Yes ☒

No ☐

- b. Which, if any, of these rules governed how an interviewer approached an address/household?

*PLEASE TICK THOSE THAT APPLY*

Calls must be made at different times of day ☒

Calls must be made on different days of week ☐

Neither of the above ☐

- c. Were interviewers required to make a certain number of re-calls before they stopped approaching an address or household?

Minimum number of re-calls required - please write in number

No minimum re-call requirement ☐

- d. Were any interviews supervised?


Yes - please write in approximate proportion   %

No ☐

- e. Were any interviews back-checked?

Yes - please write in approximate proportion   %

No ☐



**EVERYONE PLEASE ANSWER**

26. Please write in the approximate start and end dates of fieldwork: **DD MM YY**

Start date 

0	9	0	6	1	8
---	---	---	---	---	---

End date 

2	8	0	6	1	8
---	---	---	---	---	---

27. Please write in the name of the institute which has done the fieldwork.

IIACSS

---

**SECTION 4: DATA**

28. Were any measures of coding reliability employed?

Yes → 

X
---

**ANSWER**  
No 

--

**GO TO 29**

28a. Which one? Please specify

ALL OPEN ENDED QUESTIONS WERE TRANSLATED INTO ARABIC AND THE CODING WAS DONE BY ONE PERSON

29. Were the data from the questionnaire keyed subsequent to the interview (that is, non-CAPI surveys)?

Yes → 

--

**ANSWER**  
No → 

X
---

**GO TO 31**

**IF DATA KEYED**

30. Was keying verified?

Yes - please write in approximate level of verification 

--	--	--

 %  
No 

--

**EVERYONE PLEASE ANSWER**

31. Were any reliability checks made on derived variables?

Yes 

X
---



32. Were data checked/edited to ensure that filter instructions were followed correctly? No ☐

Yes ☒

No ☐

33. Were data checked/edited for logic or consistency?

Yes ☒

No ☐

34. Were data checked/edited to ensure they fell within permitted coding ranges?

Yes ☒

No ☐

35. Have you answered 'yes' on any or all of questions 32 to 34 above?

Yes ☒ → **ANSWER**

No ☐ → **GO TO 37**

#### IF DATA CHECKED/EDITED

36. Were errors corrected individually or automatically (through, for example, a 'forced' edit)?

Yes - individual correction ☒

Yes - automatic correction ☐

No - not corrected ☐

#### EVERYONE PLEASE ANSWER


37. Did you add a weight variable?

Yes ☐ → **ANSWER**

No ☒ → **GO TO 39**

#### IF WEIGHT VARIABLE ADDED

38. Please describe the weighting or post-stratification strategy used.



## SECTION 5: CHARACTERISTICS OF NATIONAL POPULATION

39. Each member is asked to provide information on known characteristics of its national population, from census or the best available estimates from government surveys or other high-quality data-sources:

- sex distribution of the population
- age distribution of the population
- education (years of schooling) of the population
- other characteristics (PLEASE SPECIFY)

Please specify also the sources which have been used. Please note that the number of characteristics is what is minimal required. You can add as many characteristics as you like, but do not forget to specify them.

In the table below please present the information from census or from other government surveys or other high-quality data (column SOURCE 1) and the proportions obtained in your data, before and after weighting

	Source: Ministry of planning, central statistical organization	Unweighted data	Weighted data
<b>Gender</b>			
Female	49%		49.5%
Male	51%		50.5%
<b>Age Groups</b>			
18 - 29 years	39%	39%	39%
30 - 39 years	24%	24%	24%
40 - 49 years	17%	17%	17%
50 - 59 years	11%	11%	11%
60 years & +	9%	9%	9%
<b>Years/Schooling Groups</b>			
No Education	22%	9%	9%
Primary/secondary school	67%	61%	61%
Incomplete/Comple te university-level education	11%	8%	8%



The WORLD VALUES SURVEY ASSOCIATION

[www.worldvaluessurvey.org](http://www.worldvaluessurvey.org)

<b>Other characteristics</b> Please specify			
Urban	69%	70%	70%
Rural	31%	30%	30%