


The WORLD VALUES SURVEY ASSOCIATION

www.worldvaluessurvey.org

SURVEY METHODOLOGY REPORT

**METHODOLOGICAL QUESTIONNAIRE
(TO BE COMPLETED AND SENT TO THE DATA ARCHIVE
JOINTLY WITH THE DATA FILE)**

| | |
|---------------------------------|----------------------------------|
| Country: | Nigeria |
| Organization: | TNSRMS Nigeria Limited |
| Principal Investigator: | Mariam Fagbemi |
| E-mail (primary contact): | Mariam.fagbemi@kantarpublish.com |
| Person in charge for fieldwork: | Jackson Hyacinth |
| E-mail (secondary contact): | hyacinth.jackson@kantar.com |



SECTION 1: THE QUESTIONNAIRE

1. Have any optional questions and/or items been included?

No ☐

Yes (PLEASE WRITE IN QUESTION AND/OR ITEM NUMBERS BELOW)

Gender Module – Q291 to Q361

2. Were country-specific questions, and/or items i. e. neither compulsory nor optional WVS questions, or questions included in the survey?

No country-specific questions included

☐

Go to Q 4

Country-specific questions were included

☒

ANSWER IF THERE WERE COUNTRY-SPECIFIC QUESTIONS

3. Were country specific questions included at the end of the questionnaire, just before the demographics?

Yes

☒

GO TO Q 4

No

☐

3a Please indicate the location of the country-specific questions which were not at the end of the questionnaire

WRITE IN BELOW:

NG1, NG2, NG3, NG4, NG5, NG6, QNG7, QNG8, QNG8a-f, NG9, NG10, NG11, NG12


EVERYONE PLEASE ANSWER

4. Were all questions asked in the prescribed order?

Yes ☒

No ☐

5. Were all core questions included in your questionnaire (by core we mean all items except those that were optional)?



No - some question(s) from WVS questionnaire **not** included

☐ → ANSWER

No - some demographic question(s) **not** included

☐ → ANSWER

Yes - all questions **included**

☒ → SECTION 2

IF ANY CORE or DEMOGRAPHIC WVS QUESTIONS WERE NOT INCLUDED

6. Please write in details of the items and the reasons why they were not included.

question number or description of question:

Reason(s) not included:

SECTION 2: SAMPLING

7. Was your sample designed to be representative of the entire adult population, i. e. 18 years and older, of your country?

Yes

☒ → GO TO Q 9

NO

☐ → ANSWER



IF NOT DESIGNED TO BE REPRESENTATIVE

8. Which groups were excluded from, under-represented or over-represented in your sample design?

Excluded (PLEASE SPECIFY):

Over-represented: (PLEASE SPECIFY):

Under-represented (PLEASE SPECIFY):

EVERYONE PLEASE ANSWER

9. What was the lower age cut-off for your sample?

Yes - please write in cut-off

| | |
|---|---|
| 1 | 8 |
|---|---|

No cut-off

| |
|--|
| |
|--|

10. Was there any upper age cut-off for your sample?

Yes - please write in cut-off

| | |
|--|--|
| | |
|--|--|

No cut-off

| |
|---|
| ✓ |
|---|

11. What were the different stages in your sampling procedure?

PLEASE WRITE IN:

- Stratifying the national population into urban, semi urban and rural classification
- Random selection 120 Primary Sampling Unit using the probability population by size (PPS)
- Random selection of sectors within each primary sampling unit
- Random selection of entry point using a simple ballot system
- Random selection of dwelling structure using the day's code system
- Random selection of household using the household selection grid



- Random selection of eligible respondent using the KISH GRID

12. What was the final number of clusters or sampling points?

No clusters

WRITE IN:

| | | |
|---|---|---|
| 1 | 2 | 0 |
|---|---|---|

13. What was the sampled unit you got from office sampling?

Address ☐ → ANSWER

Household ☐ → ANSWER

Named individual ☐ → GO TO 17

Other (PLEASE WRITE IN DETAILS BELOW ☒ → ANSWER

list of selected sectors within each Primary Sampling Unit

IF NAMED INDIVIDUAL WAS NOT THE SAMPLED UNIT


14. What selection method was used to identify a respondent?

PLEASE SPECIFY:

15. Were there any quota-controls on the type of individual selected to take part in the survey (for example, age or sex controls)?

Yes ☒ → ANSWER

No ☐ → GO TO 17



IF QUOTA CONTROLS

16. In what way were quota controls used?

PLEASE WRITE IN: 50/50 Male/Female split – Alternate gender contacted in between successful interviews

EVERYONE PLEASE ANSWER

17. Was substitution permitted at any stage of your selection process or during fieldwork?

Yes ☒ → **ANSWER**

No ☐ → **GO TO 19**

IF 'YES'

18. In what way was substitution permitted?

PLEASE WRITE IN:

•When an eligible respondent selected within a household is not available at the time of visit and after two repeated visits, the interviewer is allowed to substitute with another respondent that matches the demographics of the initially selected respondent from the same sector.

•When there is a case of outright refusal by the initial household selected using the household selection grid, the interviewer is allowed to substitute this household with the next household in the same dwelling structure.


EVERYONE PLEASE ANSWER

19. Did you use any stratification factors when drawing your sample?

Yes ☒ → **ANSWER**

No ☐ → **GO TO 21**

IF STRATIFICATION FACTORS USED



20. What stratification factors were used, and at what stage(s) of selection?

PLEASE WRITE IN: Rural, Semi- Urban and Urban Classification

EVERYONE PLEASE ANSWER

21. All in all, what are the known limitations of your realized sample?

For example: non-response rate; is there differential coverage of particular groups, either because of sample design or response differences?


% response or % non-response: PLEASE WRITE IN:

22. Please fill in the following details about your sample. If some categories do not apply, please complete to the highest level of detail possible and use the 'other' box to give more information.

| | | | | |
|--|----------------------|----------------------|----------------------|----------------------|
| Total number of <u>starting</u> names/addresses | <input type="text"/> | <input type="text"/> | <input type="text"/> | <input type="text"/> |
| - addresses which could not be traced at all | <input type="text"/> | <input type="text"/> | <input type="text"/> | <input type="text"/> |
| - addresses established as empty, demolished or containing no private dwelling | <input type="text"/> | <input type="text"/> | <input type="text"/> | <input type="text"/> |
| - selected respondent too sick/incapacitated to participate | <input type="text"/> | <input type="text"/> | <input type="text"/> | <input type="text"/> |
| - selected respondent away during survey period | <input type="text"/> | <input type="text"/> | <input type="text"/> | <input type="text"/> |
| - selected respondent had inadequate understanding of language of survey | <input type="text"/> | <input type="text"/> | <input type="text"/> | <input type="text"/> |
| - no contact at selected address | <input type="text"/> | <input type="text"/> | <input type="text"/> | <input type="text"/> |
| - no contact with selected person | <input type="text"/> | <input type="text"/> | <input type="text"/> | <input type="text"/> |
| - refusal at selected address | <input type="text"/> | <input type="text"/> | <input type="text"/> | <input type="text"/> |
| - proxy refusal (on behalf of selected respondent) | <input type="text"/> | <input type="text"/> | <input type="text"/> | <input type="text"/> |
| - personal refusal by selected respondent | <input type="text"/> | <input type="text"/> | <input type="text"/> | <input type="text"/> |
| - other type of unproductive (please write in full details in the box below) | <input type="text"/> | <input type="text"/> | <input type="text"/> | <input type="text"/> |
| - full productive interview | <input type="text"/> | <input type="text"/> | <input type="text"/> | <input type="text"/> |
| - partial productive interview | <input type="text"/> | <input type="text"/> | <input type="text"/> | <input type="text"/> |

IF 'OTHER' CATEGORY USED

23. Please specify



SECTION 3: FIELDWORK

24. If interviews were not face-to-face, please specify the way of interviewing:

25. The next group of questions are about interviewers.

If no interviewers were used at any point in the WVS survey, please go to Q26.

IF INTERVIEWERS USED

- a. Were interviewers paid according to performance (for example, according to the number of interviews they obtained)?

Yes ☒

No ☐

- b. Which, if any, of these rules governed how an interviewer approached an address/household?

PLEASE TICK THOSE THAT APPLY

Calls must be made at different times of day ☒

Calls must be made on different days of week ☒

Neither of the above

- c. Were interviewers required to make a certain number of re-calls before they stopped approaching an address or household?

Minimum number of re-calls required - please write in number

No minimum re-call requirement ☐

- d. Were any interviews supervised?


Yes - please write in approximate proportion %

No ☐

- e. Were any interviews back-checked?

Yes - please write in approximate proportion %

No ☐



EVERYONE PLEASE ANSWER

26. Please write in the approximate start and end dates of fieldwork: **DD MM YY**

Start date

| | | | | | |
|---|---|---|---|---|---|
| 1 | 9 | 1 | 2 | 1 | 7 |
|---|---|---|---|---|---|

End date

| | | | | | |
|---|---|---|---|---|---|
| 2 | 6 | 0 | 1 | 1 | 8 |
|---|---|---|---|---|---|

27. Please write in the name of the institute which has done the fieldwork.

TNS RMS NIGERIA

SECTION 4: DATA

28. Were any measures of coding reliability employed?

Yes → ☐ **ANSWER**
No ☐ **GO TO 29**

28a. Which one? Please specify.

29. Were the data from the questionnaire keyed subsequent to the interview (that is, non-CAPI surveys)?

Yes → ☐ **ANSWER**
No → ☒ **GO TO 31**

IF DATA KEYED

30. Was keying verified?

Yes - please write in approximate level of verification


| | | |
|--|--|--|
| | | |
|--|--|--|

 %
No ☐

EVERYONE PLEASE ANSWER

31. Were any reliability checks made on derived variables?

Yes ☒
No ☐



32. Were data checked/edited to ensure that filter instructions were followed correctly?

Yes ☒

No ☐

33. Were data checked/edited for logic or consistency?

Yes ☒

No ☐

34. Were data checked/edited to ensure they fell within permitted coding ranges?

Yes ☒

No ☐

35. Have you answered 'yes' on any or all of questions 32 to 34 above?

Yes ☒ → **ANSWER**

No ☐ → **GO TO 37**

IF DATA CHECKED/EDITED

36. Were errors corrected individually or automatically (through, for example, a 'forced' edit)?

Yes - individual correction ☒

Yes - automatic correction ☐

No - not corrected ☐

EVERYONE PLEASE ANSWER

37. Did you add a weight variable?


Yes ☒ → **ANSWER**

No ☐ → **GO TO 39**

IF WEIGHT VARIABLE ADDED

38. Please describe the weighting or post-stratification strategy used.

The main data was weighted adopting the Afrobarometer weighting for age distribution. The weighting factors was derived by dividing the actual age distribution gotten from the main survey data by the expected age distribution from Afrobarometer e.g. if the proportion of respondents within the age band of 18 – 24 years for the main survey and Afrobarometer were 35% and 42% respectively, then the weighting factors will be $42/35 = 1.2$. This weighting factors (1.2) will be applied to any analysis ran for respondents within this age band.



SECTION 5: CHARACTERISTICS OF NATIONAL POPULATION


39. Each member is asked to provide information on known characteristics of its national population, from census or the best available estimates from government surveys or other high-quality data-sources:

- sex distribution of the population
- age distribution of the population
- education (years of schooling) of the population
- other characteristics (PLEASE SPECIFY)

Please specify also the sources which have been used. Please note that the number of characteristics is what is minimal required. You can add as many characteristics as you like, but do not forget to specify them.

In the table below please present the information from census or from other government surveys or other high-quality data (column SOURCE 1) and the proportions obtained in your data, before and after weighting

| | Source: | Unweighted data | Weighted data |
|--|----------------|-----------------|---------------|
| Gender | Afro barometer | | |
| Female | | 48.8 | 49.4 |
| Male | | 51.2 | 50.6 |
| Age Groups | | | |
| 18 - 29 years | | 49.7 | 51.8 |
| 30 - 39 years | | 26.7 | 28.8 |
| 40 - 49 years | | 13.8 | 12.3 |
| 50 - 59 years | | 5.2 | 4 |
| 60 years & + | | 4.6 | 3.2 |
| | | | |
| Years/Schooling Groups | | | |
| No formal education | | 15.2 | 13.9 |
| Incomplete primary school | | 2.3 | 2.1 |
| Complete primary school | | 11.1 | 10.7 |
| Incomplete secondary school: technical/vocational type | | 4.2 | 4.2 |
| Complete secondary school: technical/vocational type | | 25.9 | 26.5 |
| Incomplete secondary: university-preparatory type | | 3.5 | 3.4 |
| Complete secondary: university-preparatory type | | 13.6 | 13.9 |
| Some university-level education, without degree | | 9.5 | 10.1 |
| University-level education, with degree | | 9.2 | 9.7 |
| Kuranic school | | 4.9 | 4.7 |
| | | | |
| Other characteristics | | | |
| Please specify | | | |



The WORLD VALUES SURVEY ASSOCIATION

www.worldvaluessurvey.org

| | | | |
|------------|--|------|------|
| Urban | | 49.2 | 49 |
| Semi Urban | | 25.3 | 25.4 |
| Rural | | 25.5 | 25.6 |