

**THE FEDERAL DEMOCRATIC REPUBLIC OF ETHIOPIA
CENTRAL STATISTICAL AGENCY**

AGRICULTURAL SAMPLE SURVEY
2008 / 2009 (2001 E.C.)

(September – December, 2008)

VOLUME III

REPORT ON

FARM MANAGEMENT PRACTICES

(PRIVATE PEASANT HOLDINGS, MEHER SEASON)

ADDIS ABABA
May, 2009

TABLE OF CONTENTS

	Page
PART I	INTRODUCTION AND OBJECTIVES OF THE SURVEY----- 1
	1.1 Introduction ----- 1
	1.2 Objectives of the Survey----- 1
PART II	SURVEY METHODOLOGY, DATA COLLECTION AND PROCESSING 3
	2.1 Scope and Coverage of the Survey----- - 3
	2.2 Sampling Frame----- 3
	2.3 Sample Design----- 4
	2.4 Selection Scheme----- 4
	2.5 Organization of Field Work----- 4
	2.6 Training of Field Staff----- 5
	2.7 Method of Data Collection----- 6
	2.8 Data Processing ----- 6
	a) Editing, Coding and Verification----- 6
	b) Data Entry, Cleaning and Tabulation----- 6
	2.8 Concepts and Definitions----- 7
PART III	SUMMARY OF SURVEY RESULTS----- 11
	3.1 Farm Management Practices----- 11
	3.1.1 Fertilizer Applied Area----- 11
	3.1.2 Improved Seed Applied Area----- 12
	3.1.3 Pesticide Applied Area----- 12
	3.1.4 Irrigated Area----- 12
	3.2 Holders Applied Inputs by Education status----- 13
	3.3 Causes of Crop Damage----- 13
	3.4 Extension Package Applied Area ----- 13
	3.5 Sources of Water for Irrigation----- 13
	3.6 Copping Strategy for Oxen Shortage----- 14
	STATISTICAL TABLES ----- 17
	Tables 1 – 1.10 Number of Holders, Inputs Applied Area ----- 17
	Tables 2 – 2.10 Number of Holders Applying Inputs by Education----- 254
	Tables 3 – 3.10 Number of Holders Reporting Damaged Crop Area----- 275
	Tables 4 – 4.10 Number of Holders by Type of Farm Practice ----- 302
	Tables 5 – 9 Area Irrigated, Farm area Protected against Erosion, Holders Reporting Oxen Shortage by Coping Strategy, and Number of Oxen reported----- 342
APPENDIX I	ESTIMATION PROCEDURES OF TOTALS----- 363
APPENDIX II	ESTIMATES OF STANDARD ERRORS----- 369
APPENDIX III	NUMBER OF PLANNED AND ACTUALLY COVERED UNITS ----- 377
APPENDIX IV	QUESTIONNAIRE ----- 381

PART I

INTRODUCTION AND OBJECTIVES OF THE SURVEY

1.1. INTRODUCTION

A boost in agricultural productivity is a prevailing motive for farmers and a driving force in Ethiopia's agricultural policy. Considerable resources are being utilized by the government to realize agricultural productivity and alter the state of agriculture in the country. Human and material resources are rallied towards this end. Development agents, extension packages, and agricultural inputs are some of the resources that are made available to farmers to change their style of farming and augment productivity.

One of the missions of the Central Statistical Agency (CSA) is to survey developments in agriculture and produce information about the changes taking place in it to data users to indicate whether the much desired increase in agricultural productivity has materialized. Thus, to shed a ray of statistical information on agricultural productivity, the agency has been providing statistics on the extent of inputs applied area and volume of fertilizers and improved seeds used. As part of the 2008/09 (2001 E.C) Agricultural Sample Survey, data on fertilizer, improved seed, irrigation and pesticide applied area and volume of fertilizers and improved seeds used within the private peasant holdings was collected, processed and summarized.

The survey results are presented in this bulletin and other electronic media for data users. The report comprises three parts. Part I contains the objectives of this annual survey, Part II deals with coverage of the survey, sample design, field organization and method of data collection and Part III includes summary of the results. Estimation procedures and formulation of estimates of totals and variance are presented in Appendix I. Estimates of the standard errors with the corresponding coefficients of variations for quantity of inputs used and inputs applied area are presented in Appendix II.

1.2. OBJECTIVES OF THE SURVEY.

The general objective of CSA's Agricultural Sample Survey (AgSS) is to collect basic quantitative information on the country's agriculture that is essential for planning, policy formulation, food security, etc. The AgSS is composed of four components: Crop Production

Forecast Survey, Meher Season Survey of which Farm Management Practice is a part, Livestock Survey and Belg Season Survey.

The specific objectives of Meher Season Survey (Farm Management Practice) are to estimate the total volume of inputs used, inputs applied area and number of holders using inputs. Companion reports are published separately with estimates of area and production of crops and land use area. This report on Farm Management Practice is based on the private peasant holdings in sedentary rural areas of the country. The data is disaggregated at regional and zonal levels.

PART II

SURVEY METHODOLOGY, DATA COLLECTION AND PROCESSING

2.1. SCOPE AND COVERAGE OF THE SURVEY

The range of data items that the 2008/09 (2001 E.C) Agricultural Main Season Survey dealt with included fertilizers, improved seeds, application of pesticides, irrigation, prevention of erosion, extension package, and other miscellaneous agricultural practices. Holders applying anyone of the above inputs are enumerated and data on quantity of inputs used and inputs applied area were recorded.

The 2008/09 (2001 E.C) Annual Agricultural Sample Survey (Meher season) covered the entire rural parts of the country except the non-sedentary population of three zones of Afar & six zones of Somali regions. Accordingly, the survey took into account all parts of Harari, Dire Dawa, and 68 additional Zones / Special weredas (that are treated as zones) of other regions.

To be covered by the survey, a total of 2,290 enumeration areas (EAs) were selected. However, due to various reasons that are beyond control, in 48 EAs the survey could not be successful and hence interrupted. Thus, all in all the survey succeeded to cover 2,242 EAs (97 %) throughout the regions. The Annual Agricultural Sample survey (Meher season) was conducted on the basis of 20 agricultural households selected from each EA. Regarding the ultimate sampling units, it was intended to cover a total of 45,800 agricultural households, however 44,922 (98 %) were actually covered by the survey.

2.2 SAMPLING FRAME

The list containing EAs of all regions and their respective agricultural households obtained from the 2006/07 (1999 E.C) cartographic census frame was used as the sampling frame in order to select the primary sampling units (EAs). Consequently, all sample EAs were selected from this frame based on the design proposed for the survey. The second stage sampling units, households, were selected from a fresh list of households that were prepared for each EA at the beginning of the survey.

2.3 SAMPLE DESIGN

In order to select the sample a stratified two-stage cluster sample design was implemented. Enumeration areas (EAs) were taken to be the primary sampling units (PSUs) and the secondary sampling units (SSUs) were agricultural households.

The sample size for the 2008/09 (2001 E.C) agricultural sample survey was determined by taking into account both the required level of precision for the most important estimates within each domain and the amount of resources allocated to the survey. In order to reduce non-sampling errors, manageability of the survey in terms of quality and operational control was also considered.

Except Harari and Dire Dawa, where each region as a whole was taken to be the domain of estimation; each zone of a region / special wereda was adopted as a stratum for which major findings of the survey are reported.

2.4 SELECTION SCHEME

Enumeration areas from each stratum were selected systematically using probability proportional to size sampling technique; size being number of agricultural households. The sizes for EAs were obtained from the 2006/07 (1999 E.C) cartographic census frame. From the fresh list of households prepared at the beginning of the survey 20 agricultural households within each sample EA were selected systematically.

Estimation procedure of totals, ratios, sampling error and the measurement of precision of estimates (CV) are given in Appendix I and II respectively. Distribution of sampling units (sampled and covered EAs) by stratum is also presented in Appendix III.

2.5. ORGANIZATION OF FIELD WORK

The conduct of a survey cannot be executed without the arrangement of fieldwork. In recognition of this, the organization of fieldwork has been entrusted to the Department of Regional Offices and Field Operations that liaises between the Head Office and the 25 Branch Statistical Offices spread across the regions. All Branch Offices took part in the survey execution especially in recruiting the enumerators, organizing the 2nd stage training,

assigning the field staff to their sites of enumeration, supervising the data collection and retrieving completed questionnaires and submitting them to the Head Office for data processing.

The Branch Offices were also responsible for administering the financial and logistic aspects of the survey within their areas of operation. Enumerators, field supervisors, coordinators and statisticians were involved in the data collection where on the average one supervisor was assigned to five enumeration areas for supervision of data collection. All the enumerators were supplied with the necessary survey equipment after the completion of the training to warrant the smooth operation of the survey. To facilitate the data collection activities, four-wheel drive vehicles and horseback were used.

2.6. TRAINING OF FIELD STAFF

The execution of a survey and quality of data acquired from the survey highly depend on the type of training given to the enumerators and supervisors and the consequent understanding of the tasks to be performed and the standard procedures to be followed by the enumerators and supervisors in the survey undertaking. The quality and completeness of data are guaranteed when the training meets its objective of producing responsible and fervent enumerators and supervisors.

In light of this point, the training was given to the field staff in two stages. The first stage training, which took place at the Head Quarters of CSA and lasted 8 days targeted staff from the Head Office, statistician and senior field supervisors from Branch Statistical Offices. The staff that took part in the first stage training was then assigned to conduct similar training for the enumerators and other supervisors for fifteen days in all the twenty- five Branch Statistical Offices distributed across the country.

In the training, the field staff was given detailed classroom instructions on how to collect data, method of area measurement, interviewing procedures, etc. The training also included field practice to reinforce the understanding of concepts, definitions and theories discussed in the classroom with regard to field measurement, and interviewing methods.

2.7 METHOD OF DATA COLLECTION

The agricultural data for the year 2008/09 (2001 E.C) was collected from sedentary rural peasant households by interviewing the selected agricultural holders and physically measuring their crop fields and weighing inputs applied to crop fields. The data obtained were recorded in various forms designed for this purpose.

Instruments like measuring tape; compass, kitchen balance, scientific calculators and others were used during data collection for a speedy and smooth acquisition of accurate data. The procedures for measuring areas of all crop fields and other fields used by the holders and weighing the inputs applied were performed for the thirty selected households from each sampled EA using measuring tapes, compasses and kitchen balances.

2.8. DATA PROCESSING

a) Editing, Coding and Verification

Statistical data editing plays an important role in ensuring the quality of the collected survey data. It minimizes the effects of errors introduced while collecting data in the field, hence the need for data editing, coding and verification. Although coding and editing are done by the enumerators and supervisors in the field, respectively, verification of this task is done at the Head Office.

An editing, coding and verification instruction manual was prepared and reproduced for this purpose. Then editors-coders and verifiers were trained for two days in editing, coding and verification using the aforementioned manual as a reference and teaching aid. The completed questionnaires were edited, coded and later verified on a 100 % basis before the questionnaires were passed over to the data entry unit.

b) Data Entry, Cleaning and Tabulation

Before data entry, the Natural Resources and Agricultural Statistics Department prepared edit specification for the survey for use on PC (Personal Computers) for data consistency checking purposes. The data on the edited and coded questionnaires were then entered into personal computers. The data were then checked and cleaned using the edit specification prepared earlier for this purpose. The data entered into the computers using the entry module of the CSRO (Census and Survey Processing System) software, which is a software package

developed by the United States Bureau of the Census. Following the data entry operations, the data was further reviewed for data inconsistencies, missing data ... etc. by the regular professional staff from Natural Resources and Agricultural Statistics Department. The final stage of the data processing was to summarizing the cleaned data and produce statistical tables that present the results of the survey using the tabulation component of the PC based CSPRO software produced by professional staff from Data Processing Department. Finally, summarization of the data was done on personal computers to produce statistical tables as per the tabulation plan.

2.9 CONCEPTS AND DEFINITIONS

Data items of agriculture have to be distinctly defined and identified so that the information about the items becomes useful. The correct way of stating data items and related terms is a prerequisite for making standards and definitions for the collection and compilation of agricultural data. The purpose of using standard concepts and definitions is not only to provide quality data but also to ensure that the right items are enumerated and measured accurately to reflect the agricultural situation.

Standard concepts and definitions used in the survey help to maintain consistent enumeration and measurement of variables of interest. To achieve this, CSA communicates concepts and definitions to the field staff through training and instruction manuals. The concepts and definitions used in the survey included the following.

Enumeration Area (E.A): - an enumeration area in the rural parts of the country is a locality that is in most of the cases less than and only in some cases equal to a farmers' association in geographical area and usually consists of 150-200 households

Household: - a household may be either:

- a) A one person household, that is a person who makes provisions for his own living with out combining with any other person to form part of a multi- person household or
- b) A multi-person household, that is, a group of two or more persons who live together and make common provisions for food and other essentials of living. The persons in the group may pool their incomes and have a common budget to a greater or lesser extent. They may be related or unrelated persons or a combination of both. These persons are taken as members of the household.

Agriculture: - The growing of crops and/or raising of animals for own consumption and /or sale.

Agricultural Household: - a household is considered an agricultural household when at least one member of the household is engaged in growing crops and/or raising livestock in private or in combination with others.

Holding: - a holding is all the land and /or livestock kept, which is used wholly or partly for agricultural production and is operated as one legal entity by one person alone, or with others with out regard to management, organization, size or location.

Holder: - a holder is a person who exercises management control over the operation of the agricultural holding and makes the major decision regarding the utilization of the available resources. He/she has primary technical and economic responsibility for the holding. He/she may operate the holding directly as an owner or a manager. Under conditions of traditional agricultural holding the holder may be regarded as the person, who with or with out the help of others, operates land and/or raises livestock in his/ her own right, i.e. the person who decides on which, where, when, and how to grow crops or raise livestock or both and has the right to determine the utilization of the products.

Parcel: - a parcel of holding is any piece of land entirely surrounded by land and/or water and/or road and/or forest etc. which is not part of the holding. It may consist of one or more cadastral units, plots or fields adjacent to each other.

Field: - a field is defined as any plot of land which is a parcel or part of a parcel under the same or mixed crops or any other form of private holding.

Crop: includes cereals, pulses, oilseeds, vegetables, root crops, fruits coffee, Enset, Chat, hops, sugarcane, cotton, tobacco, etc produced for food, making drinks, stimulation and making fabrics or clothing.

Crop production: - the process of growing and harvesting of the above crops for own consumption and/or sale.

Temporary/Annual Crops: - Annual/temporary crops are crops, which are grown in less than a year's time, sometimes only a few months with an objective to sow or replant again for additional production following the current harvest. Continuously grown crops planted in rotation are also considered as temporary crops since each is harvested and destroyed by ploughing in preparation for each successive crop.

Permanent Crops: - Crops, which are grown and occupy land for a long period of time, not requiring replanting for several years after each harvest, are considered as permanent crops.

All fruit trees (i.e. oranges, mandarin, bananas, etc) and trees for beverages (i.e. coffee, tea, Gesho, etc) are considered permanent crops but meadows and pastures are excluded.

Meher (Main) Season Crop: -any temporary crop harvested between Meskerm (September) and Yekatit (February) is considered as Meher season crop.

Belg Season Crop: - any temporary crop harvested between Megabit (March) and Pagume (August) is considered to be Belg Season Crop.

Fertilizer: – refers to anything that is added to the soil and intended to increase the amount of plant nutrients available for crop growth. In this survey data is elicited on two types of fertilizers (Natural and Chemical). The Natural fertilizer consists of the farm yard manure and wood ashes while the chemical type consists of DAP (Di- Ammonium phosphate) and UREA (Ammonium Nitrate)

Improved seed- is crop variety, which gives a significantly higher yield, and better quality compared to locally produced variety of seeds.

Pesticides – are chemicals that are useful for the control, mitigation or elimination of pests, which are detrimental to crops. Pesticides include insecticides and herbicides.

Irrigation: - refers to the practice where an area of land is purposely and actually provided with water, other than by rain to improve/increase production of crops. The uncontrolled flooding of land by the overflow of rivers or streams is not considered to be irrigation.

PART III

SUMMARY OF SURVEY RESULTS

3. 1. Farm Management Practice

By and large, agriculture in Ethiopia is subsistence. This is particularly true to the major food crops grown in the country and covered in the survey. The major food crops are produced in almost all regions of the country in spite of the variation in volume of production across the regions. The variation may be attributed to the extent of area devoted to each crop type, weather change, use of inputs, farm practice and a shift in preference for the crops grown.

The items on which data is collected are the ones that are practiced by the peasant holders. The items shown in the statistical tables are fertilizers, improved seeds, pesticides and irrigation. The quantity of fertilizers and improved seeds used and the area they are applied to including pesticides and irrigation are also indicated in the statistical tables.

3.1.1 Fertilizer Applied Area:

Fertilizer is one of the major agricultural inputs that increase productivity. The application of fertilizer to crop fields in Ethiopia is gathering momentum. The volume of fertilizer used and the extent of area it is applied to are shown in Table 1. The total volume of fertilizer applied to area under crops is estimated to be more than 4.2 million quintals and the extent of area to which fertilizer was applied is estimated to be about 5.42 million hectares.

Of all the volume of fertilizers used, 2.64 million quintals was that of a mixture of UREA and DAP and about 1.31 million quintals was that of DAP. Most of the fertilizer used was applied to Teff (more than 1.21 million quintals), wheat (1.14 million quintals) and maize (about 888 thousand quintals). The largest area to which fertilizer was applied was that of Teff (about 1.43 million hectares) followed by maize (nearly one million hectares) and wheat (more than 976 thousand hectares).

3.1. 2 Improved Seed Applied Area

Improved seeds are another input that contributes to an increase in agricultural productivity. Their application is also noticeable as more and more peasant holders aspire to have increased volume of crop production. Table 1 sheds some light on the use of improved seeds in the country.

The total volume of improved seeds used in 2008/09 (2001 E.C) was estimated to be about 220 thousand quintals. The crop area it was applied to was estimated to be more than 465 thousand hectares. The larger volumes of improved seeds used were that of wheat and maize which amounted to about 99.6 thousand and 86.9 thousand quintals, respectively. The largest area to which improved seeds were applied was under maize and wheat estimated to be 349 thousand and 56 thousand hectares, respectively.

3.1.3 Pesticide Applied Area

At times when rampant pests and weeds damage crops the use of pesticides is indispensable. In areas where crop damage caused by pests and weeds was reported the application of pesticides is more evident in the survey results.

The total pesticide applied area was estimated to be about 1.88 million hectares as indicated in Table 1. The number of holders who applied it was more than three million. Most of the crop area to which pesticide was applied was under Teff (more than 736 thousand hectares) and wheat (more than 597 thousand hectares).

3.1.4 Irrigated Area

Irrigation enables to increase the frequency of crop production and alleviates water shortage caused by poor rains /dry seasons. The use of extensive irrigation is an idea fanned by many agricultural experts in the wake of the recurrent drought and famine. The survey results show that the practice of irrigation in the country has a long way to go to bring about the desired change as shown in Table 1.

The total irrigated crop area in the country within the private peasant holdings was estimated to be more than 164 thousand hectares. The farmers who practice irrigation are estimated to number more than 1.1 million. Most of the area irrigated was under maize, sorghum, Teff and

barely estimated to be about 49 thousand for maize, more than 17 thousand for sorghum, more than 12 thousand hectares for Teff, and about eight thousand hectares for barely.

3.2 Holders applied inputs by education status

The numbers of holders who applied different types of input (fertilizer, improved seed pesticide) were estimated and disaggregated by education status. More than half of them were illiterate while about one-third of them were educated up to grade six. For details see Table 2.

3.3 Causes of crop damage

Data on crop damage were collected and the major causes of crop damage reported by farmers were hailstone, too much rain, frost or flood, and birds. About 3.3 million holders reported that hailstone was the major cause of crop damage followed by too much rain, which was reported by about 2.5 million holders as a major cause of crop damage (see Table 3).

3.4 Extension package and other services

The number of holders participating in various crop extension packages was estimated to be about 2.5 million. Most of the area under the extension program was reported to be under maize, Teff, and wheat estimated to be more than 407 thousand, about 401 thousand and more than 298 thousand hectares, respectively, as shown in Table 1. The extension package embraced about 1.36 million maize growers, more than 954 thousand teff growers and about 728 thousand wheat growers. Credit and advisory services users numbered about 3.5 million and more than 7.24 million holders, respectively, as shown in Table 4.

3.5 Source of water for irrigation

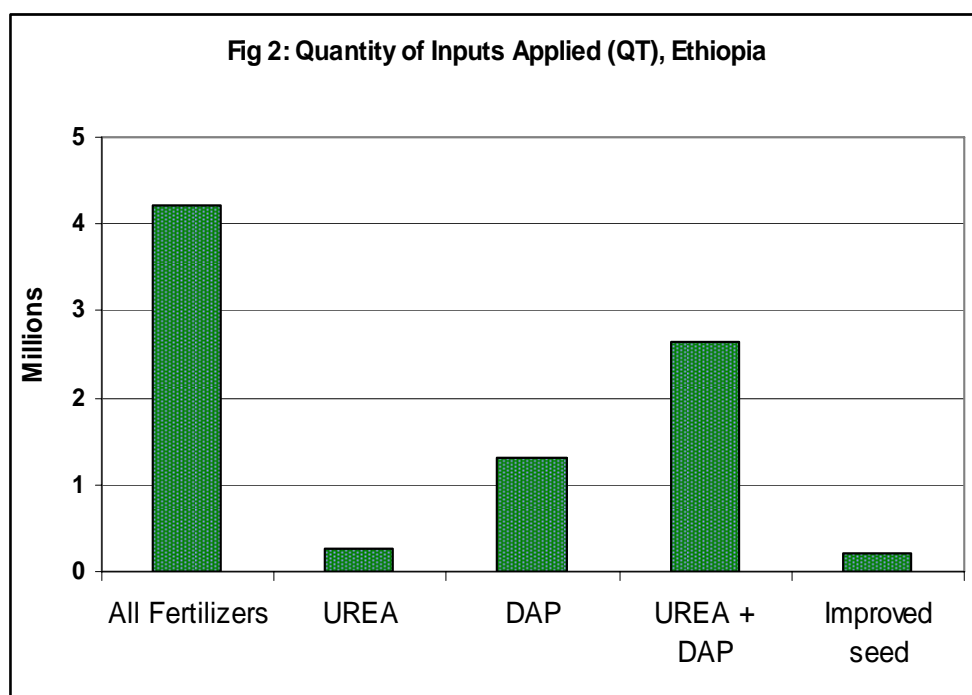
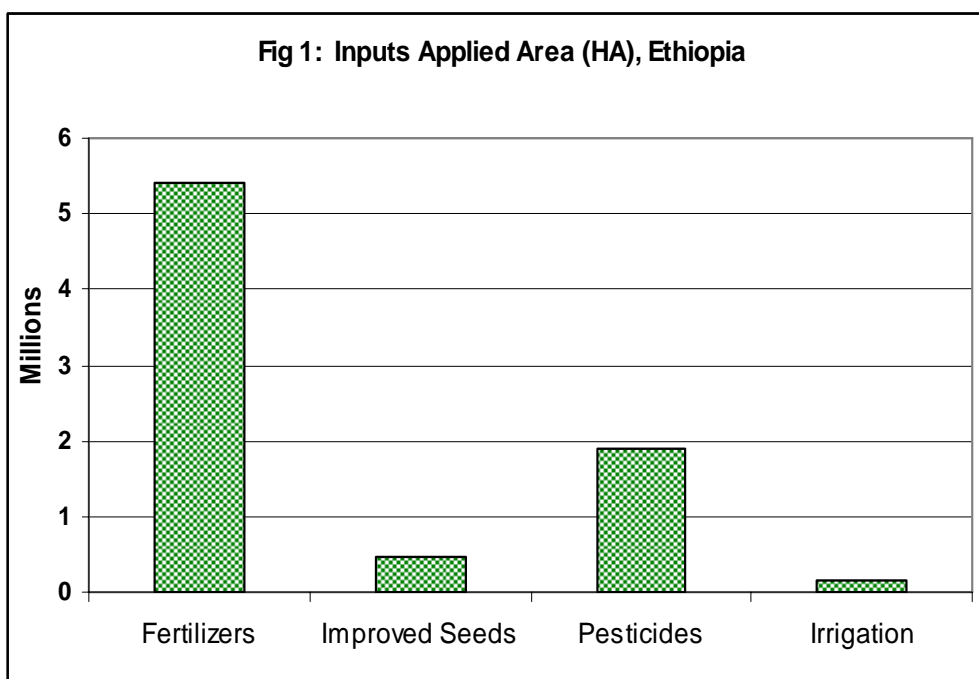
According to the survey result, the main source of irrigation in Ethiopia during the 2008/9 cropping season was river, which was reported by about 820 thousand holders. A total area of about 142 thousand was irrigated using river water. Water harvest, ponds and lakes were also used by farmers as a source of water for irrigation (see Tables 5-7).

3.6. Copping strateegy for oxen shortage

Data on copping strategy of oxen shortage by holders were also gatherd and pairing with someone's ox was reported to be the major copping strategy, which was estimated to be practiced by morethan 2.8 million holders. About 2.3 million holders were reported to borrow oxen from others and about 2.2 million holders have used hand digging as a copping strategy for oxen shortage (see Table 8).

Note:-

1. If in some tables figures do not add up to total it is due to rounding
2. Those farm management practice designated by “*” in all tables could not be reported because of high coefficient of variation (i.e. they are less reliable). However, they are consolidated in the total estimates.
3. In all tables “-” indicates not reported.



STATISTICAL TABLES

Table1. Number of Holders, Inputs Applied Area and Quantity of Inputs used

Ethiopia								
Crop type	All Crop Area	All Fertilizers		Natural		DAP		
		Hectare	Quintal	Holder	Hectare	Holder	Hectare	Quintal
All	12,493,989	5,418,761	4,204,601	8,614,471	1,931,040	2,785,204	1,606,803	1,313,060
Cereals	8,770,118	4,386,411	3,672,820	5,612,651	1,183,055	2,570,058	1,431,414	1,110,021
Teff	2,481,333	1,429,874	1,214,563	682,814	142,768	1,203,046	503,327	333,932
Barley	977,757	451,242	263,304	1,307,377	179,171	645,604	205,987	170,655
Wheat	1,453,817	976,502	1,141,283	786,393	103,311	895,218	385,538	343,757
Maize	1,768,122	1,002,522	888,446	4,113,929	454,716	757,400	182,582	152,072
Sorghum	1,615,297	317,829	44,821	1,123,368	269,908	101,820	19,101	15,470
Finger millet	408,099	198,543	115,856	177,512	30,764	337,998	128,527	91,264
Oats / 'Aja'	30,605	8,138	3,577	37,425	1,847	33,131	5,446	2,615
Rice	35,088	1,762	*	7,093	*	1,972	*	*
Pulses	1,585,236	328,736	128,575	2,313,770	197,218	606,472	103,996	85,664
Horse / Faba beans	538,820	155,764	49,470	1,263,523	103,977	304,543	40,693	31,773
Field Peas	230,749	54,853	28,627	347,959	25,595	160,634	25,632	24,532
Haricot beans	267,069	77,911	40,088	808,973	40,692	190,517	32,967	26,090
Chick peas	233,440	14,122	1,693	111,802	11,715	8,428	950	567
Lentils	94,946	10,678	4,716	67,912	4,253	19,424	1,709	1,354
Vetch / Grass peas	159,731	6,834	704	54,333	5,813	3,123	*	259
Soya beans	6,236	837	193	9,537	235	3,537	*	139
Fenugreek	33,774	6,423	1,405	203,563	3,984	10,649	691	289
Gibto	20,469	1,313	*	9,306	953	5,703	201	661
Oilseeds	855,147	98,119	102,447	662,354	57,281	152,311	25,841	20,676
Neug	313,445	20,793	3,356	74,217	15,351	17,829	4,352	1,761
Linseed	180,873	19,523	4,033	135,784	8,428	42,636	9,097	2,955
Groundnuts	41,761	16,935	3,652	68,510	14,329	4,684	*	645
Safflower	7,853	1,811	4,074	35,825	707	*	*	*
Sesame	277,992	13,717	1,600	65,745	10,729	6,278	*	*
Rapeseed	33,223	25,341	85,732	325,857	7,737	79,613	9,606	13,458
Vegetables	162,125	109,832	132,857	4,085,514	54,848	210,579	15,937	32,434
Lettuce	*	*	*	41,781	81	*	*	*
Head cabbage	3,400	2,539	*	357,426	1,609	13,358	*	*
Ethiopian cabbage	33,901	26,137	2,949	2,589,160	25,296	45,402	563	1,591
Tomatoes	5,342	2,367	*	113,108	818	3,876	*	*
Green peppers	8,581	4,770	1,239	745,012	4,084	13,381	208	428
Red peppers	110,406	73,609	120,569	1,148,261	22,785	145,861	14,558	28,950
Swiss chard	243	186	56	87,067	175	*	*	*
Root crops	145,742	84,958	64,440	3,058,838	57,986	262,906	16,129	32,275
Beetroot	2,119	1,566	494	354,054	1,304	9,743	*	182
Carrot	*	1,197	542	134,093	889	4,406	*	*
Onion	15,628	10,289	18,667	420,907	4,133	26,592	*	*
Potatoes	48,113	35,804	33,955	614,577	18,795	189,992	12,952	25,057
Garlic	14,137	10,183	7,643	1,324,860	8,186	25,228	235	481
Taro 'Godere'	30,251	13,858	519	669,006	13,637	5,477	118	338
Sweet potatoes	33,070	12,062	2,620	466,391	11,043	15,797	310	531
Other Temporary	69,103	28,549	22,083	1,959,484	25,943	30,653	801	3,660
Permanent crops	906,518	382,156		4,529,665	354,707			
Avocado	5,067	2,704		422,824	2,631			
Bananas	29,064	9,286		802,232	8,598			
Guava	1,320	449		100,069	392			
Lemons	754	257		65,580	252			
Mangoes	6,051	1,476		240,216	1,380			
Oranges	2,440	873		164,993	845			
Papayas	3,254	1,494		276,722	1,349			
Pineapples	40	*		4,976	*			
Chat	138,145	68,375		1,112,641	54,017			
Coffee	391,296	70,170		1,581,177	61,228			
Hops / 'Geshe'	24,409	11,546		897,376	10,617			
Enset	278,668	207,013		2,841,796	205,456			
Sugar cane	15,602	5,830		371,665	5,365			
Other permanent	10,409	2,667		465,417	2,564			

(Table 1cont'd.)

Ethiopia

Crop type	UREA			UREA + DAP			INDIGENOUS SEED		
	Holder	Hectare	Quintal	Holder	Hectare	Quintal	Holder	Hectare	Quintal
All	839,825	274,600	253,618	2,669,789	1,606,319	2,637,923	12,872,462	12,010,043	8,992,905
Cereals	682,404	243,067	188,604	2,581,322	1,528,876	2,374,196	11,806,354	8,333,097	6,963,004
Teff	356,721	134,855	83,728	1,291,800	648,924	796,903	5,789,676	2,463,757	1,312,762
Barley	52,843	9,751	7,433	288,675	56,333	85,216	3,976,568	970,363	1,685,316
Wheat	139,990	34,991	32,375	1,126,979	452,662	765,150	4,107,752	1,396,792	2,636,087
Maize	222,200	37,541	46,000	1,080,137	327,683	690,374	7,558,053	1,417,892	629,491
Sorghum	60,983	13,071	12,842	88,095	15,750	16,508	4,452,667	1,612,640	425,790
Finger millet	59,550	12,791	6,198	112,052	26,461	18,395	1,453,647	406,392	177,035
Oats / 'Aja'	*	*	*	13,296	842	958	264,233	30,500	47,290
Rice	215	65	25	*	*	*	76,858	34,762	49,234
Pulses	51,774	4,402	5,570	204,991	23,119	37,341	7,068,726	1,568,457	1,782,043
Horse / Faba beans	19,065	1,912	2,544	81,545	9,182	15,153	3,835,847	537,580	773,765
Field Peas	3,017	*	157	26,222	3,366	3,939	1,652,563	229,970	281,227
Haricot beans	17,375	767	1,503	67,961	3,485	12,496	2,441,614	258,280	205,929
Chick peas	*	*	*	4,523	879	494	1,015,696	231,108	219,953
Lentils	4,486	*	216	22,089	4,190	3,146	695,566	92,250	88,459
Vetch / Grass peas	*	*	*	3,048	*	*	771,741	159,436	175,964
Soya beans	*	*	*	*	*	*	57,970	5,922	4,365
Fenugreek	4,543	187	*	15,763	1,561	938	619,011	33,596	20,009
Gibto	*	*	*	*	*	*	112,194	20,316	12,373
Oilseeds	46,450	5,139	6,236	125,374	9,857	75,535	3,266,512	851,626	247,857
Neug	6,002	441	*	4,925	650	1,049	1,139,651	313,106	61,814
Linseed	7,089	*	823	7,872	559	254	1,170,052	180,572	115,645
Groundnuts	13,627	*	*	*	*	*	224,146	41,659	25,598
Safflower	4,766	276	211	7,118	298	2,511	150,516	7,786	1,010
Sesame	9,550	1,078	*	1,773	*	*	606,930	276,848	32,411
Rapeseed	9,547	329	1,019	104,546	7,669	71,255	640,250	31,655	11,380
Vegetables	177,629	11,046	*	241,958	28,001	75,370	6,061,619	159,626	-
Lettuce	*	*	*	*	*	*	50,734	*	-
Head cabbage	10,260	*	*	6,366	105	337	498,462	3,023	-
Ethiopian cabbage	8,739	*	*	11,907	73	725	3,347,495	33,451	-
Tomatoes	7,246	146	288	11,700	*	*	209,449	5,201	-
Green peppers	11,630	151	268	21,219	327	543	1,193,227	8,524	-
Red peppers	154,003	10,181	20,632	202,768	26,085	70,988	2,298,475	108,969	-
Swiss chard	*	*	*	1,945	*	51	99,764	226	-
Root crops	97,785	2,703	5,688	139,457	8,139	26,477	5,100,323	143,761	-
Beetroot	3,543	*	*	3,060	*	*	475,909	1,917	-
Carrot	2,677	*	41	*	*	*	184,498	*	-
Onion	19,281	735	1,798	34,148	3,097	11,332	759,034	15,429	-
Potatoes	14,738	828	1,106	42,788	3,230	7,793	1,085,237	47,541	-
Garlic	51,667	697	1,638	60,141	1,064	5,524	2,010,234	13,877	-
Taro 'Godere'	*	*	*	2,259	*	*	1,189,469	29,977	-
Sweet potatoes	18,174	355	993	9,622	353	1,096	1,106,260	32,680	-
Other Temporary	22,934	613	1,115	37,339	1,192	*	3,180,968	68,048	-
Permanent crops							7,110,011	885,427	
Avocado							726,456	4,792	
Bananas							1,719,984	28,937	
Guava							269,583	1,291	
Lemons							170,564	749	
Mangoes							702,927	5,924	
Oranges							398,538	2,397	
Papayas							606,174	3,126	
Pineapples							12,329	40	
Chat							2,064,393	136,695	
Coffee							3,164,202	376,542	
Hops / 'Geshe'							1,743,648	22,789	
Enset							3,700,666	277,079	
Sugar cane							764,989	15,526	
Other permanent							944,258	9,541	

(Table 1 Con' td.)

Ethiopia

Crop type	IMPROVED SEED			PESTICIDE		IRRIGATION		EXTENSION PACKAGE	
	Holder	Hectare	Quintal	Holder	Hectare	Holder	Hectare	Holder	Hectare
All	1,517,512	465,809	219,512	3,043,278	1,884,009	1,101,204	164,370	2,499,309	1,496,063
Cereals	1,264,355	430,937	203,916	2,854,485	1,793,047	402,425	96,860	2,333,306	1,363,841
Teff	42,104	16,610	7,005	1,620,820	736,063	60,241	12,868	954,743	401,943
Barley	28,485	6,042	9,496	625,853	194,557	53,796	8,480	320,906	86,225
Wheat	193,030	56,030	99,655	1,279,777	597,313	44,096	6,765	728,421	298,245
Maize	1,036,308	349,217	86,882	273,808	61,519	249,631	49,272	1,355,009	407,030
Sorghum	8,353	1,480	100	322,815	141,039	99,824	17,852	167,849	46,706
Finger millet	2,854	*	*	163,637	49,085	7,935	1,245	324,125	120,055
Oats / 'Aja'	*	*	*	50,309	8,413	*	*	18,032	3,101
Rice	*	*	*	*	*	*	*	2,923	536
Pulses	54,464	14,918	14,964	145,408	42,679	87,989	6,680	350,478	51,280
Horse / Faba beans	7,442	765	586	41,006	6,057	15,999	1,516	174,809	18,723
Field Peas	4,080	444	*	31,473	5,246	5,392	259	66,909	8,045
Haricot beans	19,164	8,482	*	25,900	6,322	37,247	2,074	100,246	14,919
Chick peas	10,871	2,017	2,732	17,999	5,544	15,581	2,086	24,533	4,108
Lentils	7,805	2,608	*	21,002	*	4,982	180	17,135	1,415
Vetch / Grass peas	*	*	*	25,593	*	3,277	334	10,760	1,289
Soya beans	3,675	290	*	*	*	*	*	*	*
Fenugreek	*	*	-	2,511	*	13,768	218	12,658	288
Gibto	-	-	-	*	*	*	*	9,096	402
Oilseeds	12,932	2,328	*	111,282	27,744	22,334	1,870	220,038	24,336
Neug	*	*	-	6,075	1,253	*	*	38,702	6,568
Linseed	2,466	*	*	87,024	23,828	6,842	*	21,583	2,295
Groundnuts	1,244	*	*	*	*	3,286	*	9,670	*
Safflower	*	*	*	3,936	*	*	*	9,743	313
Sesame	5,472	*	*	8,215	1,367	2,671	453	16,469	*
Rapeseed	*	*	*	7,336	*	6,606	*	142,181	9,710
Vegetables	63,796	1,899	-	85,174	6,821	357,409	8,800	317,791	25,787
Lettuce	*	*	-	*	*	8,464	*	5,627	*
Head cabbage	31,163	357	-	9,680	*	41,869	630	26,736	407
Ethiopian cabbage	5,396	*	-	20,156	*	56,555	*	32,725	311
Tomatoes	3,759	*	-	7,758	*	63,882	2,805	17,208	284
Green peppers	4,429	*	-	12,536	142	97,263	1,113	35,311	393
Red peppers	10,296	*	-	43,595	4,734	177,008	3,431	231,902	24,347
Swiss chard	13,582	17	-	*	*	11,711	34	11,663	26
Root crops	66,916	799	-	79,323	5,978	334,629	11,449	261,858	9,221
Beetroot	30,421	165	-	3,832	29	23,980	*	17,599	79
Carrot	22,177	77	-	2,259	*	18,657	397	11,452	*
Onion	11,576	186	-	16,111	2,237	100,234	3,816	48,446	1,733
Potatoes	*	*	-	40,428	3,369	57,377	2,578	96,706	5,394
Garlic	*	*	-	19,258	141	141,093	1,675	103,082	1,034
Taro 'Godere'	*	*	-	2,791	*	*	*	*	*
Sweet potatoes	*	*	-	3,664	72	73,493	2,639	26,252	564
Other Temporary	10,755	*	-	9,742	*	80,293	1,477	60,605	1,313
Permanent crops				129,169	7,334	655,648	37,233	287,166	20,285
Avocado				2,699	*	20,106	72	10,250	73
Bananas				7,197	*	160,217	4,453	26,682	528
Guava				*	*	44,405	351	9,697	115
Lemons				*	*	40,277	297	3,415	*
Mangoes				3,073	*	46,213	813	18,070	331
Oranges				1,883	12	52,937	411	11,994	63
Papayas				3,230	*	78,168	1,074	21,824	386
Pineapples				-	-	*	*	-	-
Chat				64,919	4,552	213,579	13,665	75,293	5,266
Coffee	116,251	13,120	-	27,433	1,742	219,835	7,694	111,781	8,853
Hops / 'Geshe'				9,400	76	211,660	2,682	82,002	1,478
Enset				10,831	748	40,679	1,490		
Sugar cane				2,612	*	111,320	3,725	18,588	*
Other permanent				4,172	*	65,872	506	15,373	262

Table1.1 Number of Holders, Inputs Applied Area and Quantity of Inputs used

Tigray

Crop type	All Crop Area	All Fertilizers		Natural		DAP		
		Hectare	Quintal	Holder	Hectare	Holder	Hectare	Quintal
All	899,936	398,463	153,573	618,278	202,290	81,175	46,298	26,201
Cereals	707,376	368,180	148,973	560,104	176,759	78,814	44,332	25,371
Teff	183,376	96,448	57,804	102,132	17,712	39,686	14,258	6,715
Barley	97,460	52,217	21,684	197,069	30,753	19,077	6,061	5,481
Wheat	101,092	52,739	38,769	140,027	18,225	17,534	4,772	5,350
Maize	64,275	52,705	8,471	370,194	42,152	8,283	812	512
Sorghum	180,028	65,181	7,034	182,423	50,636	10,690	*	*
Finger millet	79,789	48,344	14,398	91,365	17,205	33,073	14,573	5,908
Oats / 'Aja'	*	*	*	-	-	-	-	-
Rice	565	*	*	*	*	*	*	*
Pulses	71,708	17,940	1,303	184,225	16,389	4,153	396	*
Horse / Faba beans	22,871	7,165	707	115,531	6,298	2,017	*	*
Field Peas	9,457	3,240	*	36,345	3,077	*	*	*
Haricot beans	4,619	1,260	*	22,663	1,195	*	*	*
Chick peas	13,660	*	64	22,054	*	1,578	*	*
Lentils	8,019	1,022	*	9,505	788	-	-	-
Vetch / Grass peas	10,519	*	*	7,884	*	-	-	-
Soya beans	562	-	-	-	-	-	-	-
Fenugreek	1,358	372	*	15,832	325	-	-	-
Gibto	*	-	-	-	-	-	-	-
Oilseeds	106,751	7,203	*	44,297	5,593	*	*	*
Neug	7,451	537	*	7,840	533	-	-	-
Linseed	15,303	2,091	93	23,286	1,722	*	*	*
Groundnuts	*	*	-	*	*	-	-	-
Safflower	*	*	*	2,683	*	-	-	-
Sesame	83,658	4,537	*	14,016	3,302	*	*	*
Rapeseed	*	*	-	1,467	*	-	-	-
Vegetables	3,536	2,379	989	186,532	1,724	4,030	*	*
Lettuce	*	*	*	*	*	-	-	-
Head cabbage	*	*	*	5,003	*	-	-	-
Ethiopian cabbage	*	*	-	*	*	-	-	-
Tomatoes	434	302	143	13,216	146	*	*	*
Green peppers	917	583	340	47,082	375	*	*	*
Red peppers	2,089	1,412	426	131,650	1,166	*	*	*
Swiss chard	16	14	*	3,618	5	-	-	-
Root crops	1,640	1,048	694	62,783	523	*	*	*
Beetroot	*	*	*	-	-	-	-	-
Carrot	*	*	*	*	*	-	-	-
Onion	361	215	237	15,296	86	-	-	-
Potatoes	565	417	138	21,005	267	*	*	*
Garlic	678	398	300	38,804	167	-	-	-
Taro 'Godere'	-	-	-	-	-	-	-	-
Sweet potatoes	*	*	-	*	*	-	-	-
Other Temporary	703	*	*	19,351	*	-	-	-
Permanent crops	8,222	1,482		61,525	1,080			
Avocado	*	*		1,168	*			
Bananas	64	*		2,536	*			
Guava	163	92		6,351	44			
Lemons	92	28		5,551	28			
Mangoes	*	*		*	*			
Oranges	29	*		2,131	4			
Papayas	268	189		10,949	*			
Pineapples	*	-		-	-			
Chat	*	*		*	*			
Coffee	*	29		3,344	24			
Hops / 'Geshe'	1,293	481		39,183	259			
Enset	-	-		-	-			
Sugar cane	*	*		-	-			
Other permanent	5,184	455		12,596	451			

(Table 1.1cont'd.)

Tigray

Crop type	UREA			UREA + DAP			INDIGENOUS SEED		
	Holder	Hectare	Quintal	Holder	Hectare	Quintal	Holder	Hectare	Quintal
All	77,312	24,924	15,807	259,982	124,950	111,566	895,753	887,164	625,932
Cereals	69,566	24,346	15,145	256,627	122,743	108,458	879,013	696,505	529,364
Teff	39,749	10,251	6,017	175,296	54,226	45,071	521,932	180,324	90,503
Barley	12,377	*	1,330	68,101	13,290	14,873	408,333	97,365	164,702
Wheat	20,740	4,447	3,769	109,756	25,295	29,649	360,190	95,306	153,668
Maize	13,847	1,218	*	63,919	8,524	6,363	545,257	63,234	33,220
Sorghum	10,659	2,743	1,084	30,614	8,044	4,571	415,497	179,604	53,734
Finger millet	18,346	3,573	1,348	60,667	12,993	7,142	305,048	79,537	32,346
Oats / 'Aja'	-	-	-	*	*	*	*	*	*
Rice	-	-	-	*	*	*	1,565	345	*
Pulses	5,788	255	230	11,170	900	738	464,972	70,862	79,284
Horse / Faba beans	3,172	177	144	5,825	538	432	276,287	22,704	32,370
Field Peas	-	-	-	1,200	*	*	86,163	9,326	15,996
Haricot beans	*	*	*	*	*	*	56,080	4,596	2,119
Chick peas	*	*	*	-	-	-	76,984	13,395	9,909
Lentils	*	*	*	*	*	*	66,431	8,019	7,967
Vetch / Grass peas	*	*	*	-	-	-	50,028	10,463	9,767
Soya beans	-	-	-	-	-	-	*	*	*
Fenugreek	*	*	*	*	*	*	51,107	1,353	821
Gibto	-	-	-	-	-	-	*	*	*
Oilseeds	*	*	*	3,008	*	*	272,695	106,395	17,285
Neug	-	-	-	*	*	*	55,158	7,451	2,162
Linseed	*	*	*	1,251	*	*	134,543	15,289	7,515
Groundnuts	-	-	-	-	-	-	*	*	*
Safflower	*	*	*	*	*	*	4,769	*	*
Sesame	-	-	-	-	-	-	112,531	83,317	7,511
Rapeseed	-	-	-	-	-	-	2,107	*	7
Vegetables	11,579	212	227	23,393	368	607	288,519	3,476	-
Lettuce	*	*	*	-	-	-	2,443	*	-
Head cabbage	*	*	*	*	*	*	8,239	*	-
Ethiopian cabbage	-	-	-	-	-	-	2,283	*	-
Tomatoes	2,553	*	37	*	*	*	26,565	432	-
Green peppers	*	*	76	9,980	120	232	87,782	914	-
Red peppers	6,041	66	98	10,445	132	215	187,068	2,035	-
Swiss chard	*	*	*	*	*	*	7,474	16	-
Root crops	3,441	34	68	18,715	481	611	131,673	1,603	-
Beetroot	-	-	-	*	*	*	*	*	-
Carrot	-	-	-	*	*	*	1,640	*	-
Onion	*	*	*	7,107	127	226	37,953	337	-
Potatoes	*	*	*	*	*	*	32,678	565	-
Garlic	2,297	*	26	12,582	*	274	87,948	665	-
Taro 'Godere'	-	-	-	-	-	-	-	-	-
Sweet potatoes	-	-	-	-	-	-	2,169	*	-
Other Temporary	-	-	-	*	*	*	46,880	674	-
Permanent crops							214,908	7,651	
Avocado							1,461	*	
Bananas							7,042	58	
Guava							14,279	143	
Lemons							17,293	89	
Mangoes							*	*	
Oranges							7,205	23	
Papayas							18,203	254	
Pineapples							-	-	
Chat							*	*	
Coffee							11,078	*	
Hops / 'Geshe'							118,488	1,245	
Enset							*	-	
Sugar cane							*	*	
Other permanent							103,078	4,737	

(Table 1.1 Cont'd.)

Tigray

Crop type	IMPROVED SEED			PESTICIDE		IRRIGATION		EXTENSION PACKAGE	
	Holder	Hectare	Quintal	Holder	Hectare	Holder	Hectare	Holder	Hectare
All	61,847	11,063	11,956	105,473	49,967	179,334	17,396	349,065	173,421
Cereals	44,951	10,000	11,358	98,807	48,714	52,907	12,173	335,160	164,678
Teff	9,225	2,973	1,133	43,911	12,986	14,926	3,105	203,297	58,951
Barley	*	*	-	15,180	2,444	13,588	1,670	97,419	21,513
Wheat	27,380	5,757	9,301	11,817	2,004	18,222	3,460	130,175	28,832
Maize	6,794	815	423	23,601	2,502	16,819	1,521	112,610	10,693
Sorghum	*	*	*	35,902	21,262	7,875	1,714	76,026	21,286
Finger millet	*	*	*	19,453	7,516	3,605	593	94,067	22,987
Oats / 'Aja'	-	-	-	-	-	-	-	*	*
Rice	*	*	*	-	-	*	*	1,670	*
Pulses	5,114	705	495	6,809	627	16,044	858	59,829	5,128
Horse / Faba beans	1,439	*	*	1,781	*	5,434	404	37,232	2,355
Field Peas	*	*	*	*	*	*	*	12,805	*
Haricot beans	-	-	-	*	*	*	*	5,839	*
Chick peas	*	*	*	*	*	*	*	3,103	407
Lentils	-	-	-	*	*	*	*	7,797	519
Vetch / Grass peas	-	-	-	-	-	-	-	*	*
Soya beans	*	*	*	*	*	-	-	-	-
Fenugreek	-	-	-	-	-	6,000	*	6,349	187
Gibto	-	-	-	-	-	-	-	-	-
Oilseeds	*	*	*	*	*	1,513	*	16,980	1,588
Neug	-	-	-	*	*	-	-	*	*
Linseed	*	*	-	*	*	*	*	8,717	421
Groundnuts	*	*	-	-	-	*	*	*	*
Safflower	-	-	-	*	*	-	-	*	*
Sesame	*	*	*	*	*	*	*	*	*
Rapeseed	-	-	-	-	-	*	*	*	*
Vegetables	*	*	-	2,574	*	79,127	1,222	45,146	685
Lettuce	-	-	-	-	-	2,035	*	*	*
Head cabbage	*	*	-	*	*	7,039	*	*	*
Ethiopian cabbage	-	-	-	-	-	*	*	*	*
Tomatoes	-	-	-	*	*	18,323	300	8,689	174
Green peppers	-	-	-	*	*	33,301	443	23,401	279
Red peppers	*	*	-	1,649	*	34,222	394	17,459	213
Swiss chard	-	-	-	-	-	4,385	13	2,290	*
Root crops	*	*	-	1,613	*	54,004	811	34,375	629
Beetroot	-	-	-	-	-	*	*	*	*
Carrot	-	-	-	-	-	*	*	-	-
Onion	*	*	-	*	*	20,109	253	12,794	207
Potatoes	-	-	-	*	*	5,405	131	6,666	54
Garlic	-	-	-	*	*	39,262	404	23,386	357
Taro 'Godere'	-	-	-	-	-	-	-	-	-
Sweet potatoes	*	*	-	*	*	*	*	*	*
Other Temporary	*	*	-	*	*	7,169	*	5,832	23
Permanent crops				*	*	85,813	2,229	33,146	690
Avocado				-	-	1,451	*	*	*
Bananas				-	-	7,371	62	1,909	*
Guava				-	-	14,135	136	4,861	83
Lemons				-	-	13,356	66	*	*
Mangoes				-	-	*	*	*	*
Oranges				-	-	8,142	26	3,241	10
Papayas				-	-	15,855	244	7,990	*
Pineapples				-	-	*	*	-	-
Chat				-	-	*	*	*	*
Coffee	*	*	-	*	*	9,186	*	*	*
Hops / 'Geshe'				*	*	59,955	592	22,311	346
Enset				-	-	*	-	*	*
Sugar cane				-	-	*	*	*	*
Other permanent				-	-	9,134	*	3,955	*

Table1.1.1 Number of Holders, Inputs Applied Area and Quantity of Inputs used

North West Tigray

Crop type	All Crop Area	All Fertilizers		Natural		DAP		
		Hectare	Quintal	Holder	Hectare	Holder	Hectare	Quintal
All	197,482	119,940	36,497	133,856	52,685	42,217	30,544	12,270
Cereals	166,443	114,434	35,833	118,066	48,878	40,976	29,049	11,829
Teff	40,300	31,151	16,137	8,259	1,707	25,819	11,155	4,711
Barley	276	*	*	4,567	*	*	*	*
Wheat	*	*	-	*	*	-	-	-
Maize	25,719	23,147	3,980	104,665	17,801	5,213	623	*
Sorghum	54,237	26,193	3,506	53,498	20,646	*	*	*
Finger millet	45,595	33,417	11,455	25,526	8,576	30,239	14,026	5,672
Oats / 'Aja'	-	-	-	-	-	-	-	-
Rice	*	*	*	-	-	*	*	*
Pulses	6,896	1,158	122	17,742	903	2,823	*	56
Horse / Faba beans	1,660	337	*	8,386	226	*	*	*
Field Peas	*	*	-	*	*	-	-	-
Haricot beans	537	*	*	*	*	-	-	-
Chick peas	3,736	553	*	6,265	413	1,578	*	*
Lentils	*	*	-	*	*	-	-	-
Vetch / Grass peas	*	-	-	-	-	-	-	-
Soya beans	*	-	-	-	-	-	-	-
Fenugreek	*	*	-	*	*	-	-	-
Gibto	-	-	-	-	-	-	-	-
Oilseeds	22,353	*	*	9,047	*	*	*	*
Neug	3,636	*	-	*	*	-	-	-
Linseed	1,985	*	*	*	*	*	*	*
Groundnuts	-	-	-	-	-	-	-	-
Safflower	*	*	-	*	*	-	-	-
Sesame	16,692	*	*	*	*	*	*	*
Rapeseed	-	-	-	-	-	-	-	-
Vegetables	1,272	956	225	75,864	815	*	*	*
Lettuce	*	*	*	-	-	-	-	-
Head cabbage	-	-	-	-	-	-	-	-
Ethiopian cabbage	-	-	-	-	-	-	-	-
Tomatoes	47	*	*	*	*	-	-	-
Green peppers	174	*	-	5,821	*	-	-	-
Red peppers	1,040	834	*	70,018	711	*	*	*
Swiss chard	-	-	-	-	-	-	-	-
Root crops	*	*	*	4,159	*	-	-	-
Beetroot	-	-	-	-	-	-	-	-
Carrot	-	-	-	-	-	-	-	-
Onion	9	5	-	1,770	5	-	-	-
Potatoes	*	*	-	*	*	-	-	-
Garlic	9	6	*	1,845	6	-	-	-
Taro 'Godere'	-	-	-	-	-	-	-	-
Sweet potatoes	*	*	-	*	*	-	-	-
Other Temporary	*	*	*	*	*	-	-	-
Permanent crops	250	108		5,998	*			
Avocado	*	*		*	*			
Bananas	*	-		-	-			
Guava	*	*		*	*			
Lemons	15	*		*	*			
Mangoes	*	*		-	-			
Oranges	*	-		-	-			
Papayas	40	*		2,664	*			
Pineapples	-	-		-	-			
Chat	-	-		-	-			
Coffee	*	-		-	-			
Hops / 'Geshe'	*	*		*	*			
Enset	-	-		-	-			
Sugar cane	-	-		-	-			
Other permanent	*	*		*	*			

(Table 1.1.1 Cont'd.)

North West Tigray

Crop type	IMPROVED SEED			PESTICIDE		IRRIGATION		EXTENSION PACKAGE	
	Holder	Hectare	Quintal	Holder	Hectare	Holder	Hectare	Holder	Hectare
All	13,270	2,709	1,447	34,622	21,911	15,588	*	71,050	44,441
Cereals	10,411	2,635	1,447	33,360	21,838	1,616	*	69,979	43,110
Teff	6,066	1,774	847	10,063	4,504	*	*	46,971	16,809
Barley	-	-	-	*	*	*	*	*	*
Wheat	-	-	-	*	*	-	-	-	-
Maize	2,263	469	*	8,648	1,102	*	*	24,556	4,118
Sorghum	*	*	-	18,116	9,422	-	-	17,622	6,728
Finger millet	*	*	*	15,512	6,770	*	*	39,984	15,046
Oats / 'Aja'	-	-	-	-	-	-	-	-	-
Rice	*	*	*	-	-	-	-	1,325	*
Pulses	*	*	-	1,055	*	*	*	5,974	*
Horse / Faba beans	*	*	-	*	*	-	-	*	*
Field Peas	-	-	-	-	-	*	*	-	-
Haricot beans	-	-	-	*	*	*	*	*	*
Chick peas	-	-	-	*	*	-	-	*	*
Lentils	-	-	-	-	-	-	-	*	*
Vetch / Grass peas	-	-	-	-	-	-	-	-	-
Soya beans	-	-	-	-	-	-	-	-	-
Fenugreek	-	-	-	-	-	-	-	-	-
Gibto	-	-	-	-	-	-	-	-	-
Oilseeds	-	-	-	*	*	*	*	*	841
Neug	-	-	-	-	-	-	-	*	*
Linseed	-	-	-	-	-	-	-	*	*
Groundnuts	-	-	-	-	-	-	-	-	-
Safflower	-	-	-	-	-	-	-	-	-
Sesame	-	-	-	*	*	*	*	*	*
Rapeseed	-	-	-	-	-	-	-	-	-
Vegetables	*	*	-	1,050	*	6,110	*	1,831	*
Lettuce	-	-	-	-	-	*	*	-	-
Head cabbage	-	-	-	-	-	-	-	-	-
Ethiopian cabbage	-	-	-	-	-	-	-	-	-
Tomatoes	-	-	-	*	*	*	*	*	*
Green peppers	-	-	-	-	-	1,049	*	-	-
Red peppers	*	*	-	*	*	*	*	*	*
Swiss chard	-	-	-	-	-	-	-	-	-
Root crops	-	-	-	*	*	*	*	*	*
Beetroot	-	-	-	-	-	-	-	-	-
Carrot	-	-	-	-	-	-	-	-	-
Onion	-	-	-	*	*	1,048	*	-	-
Potatoes	-	-	-	-	-	*	*	-	-
Garlic	-	-	-	-	-	1,601	*	*	*
Taro 'Godere'	-	-	-	-	-	-	-	-	-
Sweet potatoes	-	-	-	-	-	-	-	-	-
Other Temporary	-	-	-	*	*	*	*	*	*
Permanent crops	-	-	-	-	-	7,950	74	*	*
Avocado	-	-	-	-	-	-	-	-	-
Bananas	-	-	-	-	-	*	*	*	*
Guava	-	-	-	-	-	*	*	*	*
Lemons	-	-	-	-	-	*	*	*	*
Mangoes	-	-	-	-	-	-	-	*	*
Oranges	-	-	-	-	-	*	*	*	*
Papayas	-	-	-	-	-	3,859	23	*	*
Pineapples	-	-	-	-	-	-	-	-	-
Chat	-	-	-	-	-	-	-	-	-
Coffee	-	-	-	-	-	-	-	-	-
Hops / 'Geshe'	-	-	-	-	-	3,354	*	*	*
Enset	-	-	-	-	-	-	-	-	-
Sugar cane	-	-	-	-	-	-	-	-	-
Other permanent	-	-	-	-	-	*	*	-	-

Table1.1.2 Number of Holders, Inputs Applied Area and Quantity of Inputs used

Central Tigray

Crop type	All Crop Area	All Fertilizers		Natural		DAP		
		Hectare	Quintal	Holder	Hectare	Holder	Hectare	Quintal
All	219,162	126,538	56,161	210,514	72,110	11,759	3,082	1,839
Cereals	191,190	117,453	54,242	198,277	64,452	10,902	2,710	1,606
Teff	63,220	40,417	33,761	52,407	7,703	8,696	1,864	1,011
Barley	17,339	10,089	5,285	64,866	6,808	*	*	*
Wheat	19,451	10,460	8,589	44,116	4,765	*	*	*
Maize	21,536	19,459	2,391	148,400	15,850	*	*	*
Sorghum	48,552	25,679	1,728	98,717	22,892	*	*	*
Finger millet	20,860	11,118	2,390	49,768	6,358	*	*	*
Oats / 'Aja'	*	*	*	-	-	-	-	-
Rice	*	*	-	*	*	-	-	-
Pulses	17,688	5,545	*	75,543	5,108	*	*	*
Horse / Faba beans	9,637	3,100	*	55,066	2,811	*	*	*
Field Peas	1,408	*	*	3,901	*	*	*	*
Haricot beans	1,273	849	*	17,407	828	-	-	-
Chick peas	1,701	*	*	6,652	*	-	-	-
Lentils	2,133	*	*	*	*	-	-	-
Vetch / Grass peas	1,099	*	*	*	*	-	-	-
Soya beans	-	-	-	-	-	-	-	-
Fenugreek	438	*	-	4,152	*	-	-	-
Gibto	-	-	-	-	-	-	-	-
Oilseeds	7,973	*	*	16,051	*	*	*	*
Neug	1,006	*	*	4,852	*	-	-	-
Linseed	3,741	*	*	*	*	*	*	*
Groundnuts	*	-	-	-	-	-	-	-
Safflower	*	*	*	*	*	-	-	-
Sesame	*	*	-	*	*	-	-	-
Rapeseed	*	*	-	*	*	-	-	-
Vegetables	671	588	342	56,523	368	*	*	*
Lettuce	*	*	-	*	*	-	-	-
Head cabbage	*	*	*	*	*	-	-	-
Ethiopian cabbage	*	-	-	-	-	-	-	-
Tomatoes	*	*	*	*	*	-	-	-
Green peppers	312	259	179	19,296	144	*	*	*
Red peppers	289	266	145	36,972	217	-	-	-
Swiss chard	*	*	*	*	*	-	-	-
Root crops	449	347	392	17,375	90	-	-	-
Beetroot	-	-	-	-	-	-	-	-
Carrot	*	-	-	-	-	-	-	-
Onion	137	*	176	2,762	*	-	-	-
Potatoes	43	*	-	*	*	-	-	-
Garlic	263	*	217	14,270	52	-	-	-
Taro 'Godere'	-	-	-	-	-	-	-	-
Sweet potatoes	*	-	-	-	-	-	-	-
Other Temporary	*	*	*	3,107	*	-	-	-
Permanent crops	933	447		16,713	154			
Avocado	-	-	-	-	-			
Bananas	*	*	*	*	*			
Guava	*	*		2,417	*			
Lemons	-	-	-	-	-			
Mangoes	*	*	*	*	*			
Oranges	*	*	*	*	*			
Papayas	*	*		3,761	*			
Pineapples	-	-	-	-	-			
Chat	*	-	-	-	-			
Coffee	*	-	-	-	-			
Hops / 'Geshe'	*	*		11,844	89			
Enset	-	-	-	-	-			
Sugar cane	-	-	-	-	-			
Other permanent	260	*		*	*			

(Table 1.1.2cont'd.)

Central Tigray

Crop type	UREA			UREA + DAP			INDIGENOUS SEED		
	Holder	Hectare	Quintal	Holder	Hectare	Quintal	Holder	Hectare	Quintal
All	39,803	11,124	6,935	114,064	40,221	47,387	284,352	218,316	170,392
Cereals	36,447	10,925	6,720	113,028	39,365	45,916	281,099	190,642	147,264
Teff	27,371	6,356	4,180	101,211	24,495	28,570	232,989	63,141	40,499
Barley	4,946	*	270	28,050	2,806	4,816	125,029	17,336	27,022
Wheat	*	*	*	43,393	5,096	7,936	111,644	19,178	34,105
Maize	6,889	509	316	33,266	*	2,063	205,565	21,448	13,581
Sorghum	7,096	985	547	13,574	1,638	1,107	164,714	48,448	21,139
Finger millet	12,634	2,186	856	22,920	2,105	1,326	127,204	20,860	10,795
Oats / 'Aja'	-	-	-	*	*	*	*	*	*
Rice	-	-	-	-	-	-	*	*	*
Pulses	*	*	*	2,833	178	*	161,562	17,659	19,840
Horse / Faba beans	*	*	*	2,833	178	*	126,136	9,614	11,671
Field Peas	-	-	-	-	-	-	17,967	1,408	1,707
Haricot beans	*	*	*	-	-	-	26,769	1,266	1,003
Chick peas	*	*	*	-	-	-	15,045	1,701	1,523
Lentils	*	*	*	-	-	-	21,010	2,133	2,047
Vetch / Grass peas	*	*	*	-	-	-	10,362	1,099	1,526
Soya beans	-	-	-	-	-	-	-	-	-
Fenugreek	-	-	-	-	-	-	14,192	438	*
Gibto	-	-	-	-	-	-	-	-	-
Oilseeds	-	-	-	*	*	*	60,410	7,785	3,288
Neug	-	-	-	*	*	*	16,797	1,006	491
Linseed	-	-	-	*	*	*	35,934	3,741	2,109
Groundnuts	-	-	-	-	-	-	*	*	*
Safflower	-	-	-	*	*	*	*	*	*
Sesame	-	-	-	-	-	-	12,721	*	*
Rapeseed	-	-	-	-	-	-	*	*	*
Vegetables	5,557	*	109	12,322	118	223	88,437	667	-
Lettuce	-	-	-	-	-	-	*	*	-
Head cabbage	-	-	-	*	*	*	1,382	*	-
Ethiopian cabbage	-	-	-	-	-	-	*	*	-
Tomatoes	*	*	*	-	-	-	1,823	*	-
Green peppers	*	*	*	7,097	83	120	36,978	312	-
Red peppers	*	*	*	5,225	34	99	50,715	287	-
Swiss chard	-	-	-	*	*	*	*	*	-
Root crops	*	*	*	11,807	*	379	44,753	432	-
Beetroot	-	-	-	-	-	-	-	-	-
Carrot	-	-	-	-	-	-	*	*	-
Onion	-	-	-	4,833	*	176	11,837	126	-
Potatoes	-	-	-	-	-	-	6,900	43	-
Garlic	*	*	*	9,045	*	203	37,044	256	-
Taro 'Godere'	-	-	-	-	-	-	-	-	-
Sweet potatoes	-	-	-	-	-	-	*	*	-
Other Temporary	-	-	-	*	*	*	11,495	*	-
Permanent crops							38,909	875	
Avocado							-	-	
Bananas							*	*	
Guava							*	*	
Lemons							-	-	
Mangoes							*	*	
Oranges							*	*	
Papayas							4,845	*	
Pineapples							-	-	
Chat							*	*	
Coffee							*	*	
Hops / 'Geshe'							30,128	*	
Enset							-	-	
Sugar cane							-	-	
Other permanent							9,514	241	

(Table 1.1.2 Cont'd.)

Central Tigray

Crop type	IMPROVED SEED			PESTICIDE		IRRIGATION		EXTENSION PACKAGE	
	Holder	Hectare	Quintal	Holder	Hectare	Holder	Hectare	Holder	Hectare
All	9,546	662	685	42,036	10,792	42,114	2,415	145,309	57,747
Cereals	4,648	412	516	40,968	10,750	9,169	1,518	141,486	54,484
Teff	*	*	*	29,023	6,676	4,534	557	115,171	28,151
Barley	*	*	-	10,480	*	*	*	31,564	4,639
Wheat	2,479	*	479	7,091	667	*	*	45,785	5,567
Maize	*	*	*	*	1,113	2,558	*	57,261	3,745
Sorghum	*	*	*	6,442	*	2,494	378	35,969	5,627
Finger millet	-	-	-	2,103	*	*	*	44,173	6,586
Oats / 'Aja'	-	-	-	-	-	-	-	*	*
Rice	-	-	-	-	-	-	-	*	*
Pulses	*	*	*	*	*	2,834	*	25,067	1,788
Horse / Faba beans	*	*	*	*	*	*	*	22,769	1,306
Field Peas	-	-	-	*	*	-	-	*	*
Haricot beans	-	-	-	-	-	*	*	*	*
Chick peas	-	-	-	-	-	-	-	-	-
Lentils	-	-	-	*	*	-	-	*	*
Vetch / Grass peas	-	-	-	-	-	-	-	*	*
Soya beans	-	-	-	-	-	-	-	-	-
Fenugreek	-	-	-	-	-	*	*	*	*
Gibto	-	-	-	-	-	-	-	-	-
Oilseeds	*	*	*	*	*	*	*	6,243	*
Neug	-	-	-	*	*	-	-	*	*
Linseed	-	-	-	-	-	*	*	*	*
Groundnuts	-	-	-	-	-	-	-	*	*
Safflower	-	-	-	*	*	-	-	*	*
Sesame	*	*	*	-	-	-	-	*	*
Rapeseed	-	-	-	-	-	-	-	*	*
Vegetables	*	*	-	*	*	21,640	224	18,321	258
Lettuce	-	-	-	-	-	*	*	-	-
Head cabbage	*	*	-	-	-	1,382	*	-	-
Ethiopian cabbage	-	-	-	-	-	-	-	*	*
Tomatoes	-	-	-	-	-	1,405	*	*	*
Green peppers	-	-	-	-	-	10,032	*	12,235	*
Red peppers	-	-	-	*	*	10,571	63	*	28
Swiss chard	-	-	-	-	-	*	*	-	-
Root crops	-	-	-	*	*	18,441	*	14,885	*
Beetroot	-	-	-	-	-	-	-	-	-
Carrot	-	-	-	-	-	-	-	-	-
Onion	-	-	-	*	*	6,659	*	5,595	*
Potatoes	-	-	-	-	-	*	*	*	*
Garlic	-	-	-	*	*	15,654	*	11,089	*
Taro 'Godere'	-	-	-	-	-	-	-	-	-
Sweet potatoes	-	-	-	-	-	-	-	-	-
Other Temporary	*	*	-	*	*	1,381	*	*	*
Permanent crops	-	-	-	-	-	13,896	293	10,897	352
Avocado	-	-	-	-	-	-	-	-	-
Bananas	-	-	-	-	-	1,453	*	*	*
Guava	-	-	-	-	-	*	*	*	*
Lemons	-	-	-	-	-	-	-	-	-
Mangoes	-	-	-	-	-	*	*	*	*
Oranges	-	-	-	-	-	*	*	*	*
Papayas	-	-	-	-	-	3,525	*	*	*
Pineapples	-	-	-	-	-	-	-	-	-
Chat	-	-	-	-	-	-	-	-	-
Coffee	-	-	-	-	-	*	*	-	-
Hops / 'Gescho'	-	-	-	-	-	10,372	*	7,683	*
Enset	-	-	-	-	-	-	-	-	-
Sugar cane	-	-	-	-	-	-	-	-	-
Other permanent	-	-	-	-	-	*	*	*	*

Table1.1.3 Number of Holders, Inputs Applied Area and Quantity of Inputs used

East Tigray

Crop type	All Crop Area	All Fertilizers		Natural		DAP		
		Hectare	Quintal	Holder	Hectare	Holder	Hectare	Quintal
All	99,664	57,728	16,080	122,396	42,124	13,781	4,246	4,847
Cereals	77,431	49,732	15,321	113,681	34,685	13,517	4,153	4,719
Teff	8,608	3,515	626	20,997	2,473	1,157	*	*
Barley	29,021	20,735	5,090	85,665	16,313	10,150	1,592	1,877
Wheat	29,702	17,712	9,045	72,078	9,372	11,296	2,244	2,592
Maize	3,472	2,833	142	39,081	2,611	*	*	*
Sorghum	4,030	*	*	12,414	*	*	*	*
Finger millet	2,597	2,295	*	11,254	*	-	-	-
Oats / 'Aja'	-	-	-	-	-	-	-	-
Rice	-	-	-	-	-	-	-	-
Pulses	14,363	6,250	*	59,390	6,069	*	*	*
Horse / Faba beans	3,173	2,082	*	35,840	1,971	*	*	*
Field Peas	4,715	2,504	*	26,903	2,460	*	*	*
Haricot beans	*	*	-	*	*	-	-	-
Chick peas	1,449	*	-	*	*	-	-	-
Lentils	965	346	*	3,482	324	-	-	-
Vetch / Grass peas	3,754	*	-	*	*	-	-	-
Soya beans	-	-	-	-	-	-	-	-
Fenugreek	222	55	*	7,283	51	-	-	-
Gibto	-	-	-	-	-	-	-	-
Oilseeds	2,902	752	*	12,248	702	-	-	-
Neug	*	*	-	*	*	-	-	-
Linseed	2,884	738	*	10,868	691	-	-	-
Groundnuts	-	-	-	-	-	-	-	-
Safflower	*	*	*	*	*	-	-	-
Sesame	-	-	-	-	-	-	-	-
Rapeseed	-	-	-	-	-	-	-	-
Vegetables	335	276	*	24,836	128	*	*	*
Lettuce	*	*	*	*	*	-	-	-
Head cabbage	*	*	*	2,456	*	-	-	-
Ethiopian cabbage	*	*	-	*	*	-	-	-
Tomatoes	97	76	*	5,101	30	*	*	*
Green peppers	151	131	*	14,148	57	*	*	*
Red peppers	*	*	-	*	*	-	-	-
Swiss chard	8	7	*	1,700	3	-	-	-
Root crops	363	320	200	18,106	147	*	*	*
Beetroot	-	-	-	-	-	-	-	-
Carrot	*	*	*	-	-	-	-	-
Onion	55	46	*	8,289	32	-	-	-
Potatoes	*	*	*	7,504	89	*	*	*
Garlic	47	27	*	8,298	*	-	-	-
Taro 'Godere'	-	-	-	-	-	-	-	-
Sweet potatoes	-	-	-	-	-	-	-	-
Other Temporary	6	*	-	3,521	*	-	-	-
Permanent crops	4,265	*		17,790	*			
Avocado	*	*		*	*			
Bananas	*	*		*	*			
Guava	*	*		*	*			
Lemons	*	-		-	-			
Mangoes	*	*		*	*			
Oranges	4	*		*	*			
Papayas	*	*		*	*			
Pineapples	*	-		-	-			
Chat	*	-		-	-			
Coffee	*	*		*	*			
Hops / 'Geshe'	107	19		11,640	19			
Enset	-	-		-	-			
Sugar cane	-	-		-	-			
Other permanent	4,149	*		*	*			

(Table 1.1.3 cont'd.)

East Tigray

Crop type	UREA			UREA + DAP			INDIGENOUS SEED		
	Holder	Hectare	Quintal	Holder	Hectare	Quintal	Holder	Hectare	Quintal
All	11,759	*	1,973	26,826	8,611	9,260	155,605	97,310	136,750
Cereals	10,375	*	*	25,683	8,296	8,797	150,061	75,490	112,400
Teff	*	*	*	*	*	314	45,213	8,608	4,811
Barley	4,293	419	370	16,599	2,412	2,842	125,960	29,021	57,973
Wheat	6,965	*	*	23,418	4,919	5,472	118,086	28,044	44,380
Maize	*	*	*	1,748	*	*	47,038	3,199	2,726
Sorghum	*	*	*	-	-	-	21,376	4,021	1,380
Finger millet	*	*	*	*	*	*	18,692	2,597	1,130
Oats / 'Aja'	-	-	-	-	-	-	-	-	-
Rice	-	-	-	-	-	-	-	-	-
Pulses	*	*	*	*	*	*	94,663	14,313	22,516
Horse / Faba beans	*	*	*	*	*	*	54,039	3,146	6,932
Field Peas	-	-	-	*	*	*	39,640	4,691	9,652
Haricot beans	-	-	-	-	-	-	*	*	*
Chick peas	-	-	-	-	-	-	8,220	1,449	1,301
Lentils	-	-	-	*	*	*	12,143	965	1,073
Vetch / Grass peas	-	-	-	-	-	-	17,998	3,754	3,381
Soya beans	-	-	-	-	-	-	-	-	-
Fenugreek	*	*	*	-	-	-	15,872	222	139
Gibto	-	-	-	-	-	-	-	-	-
Oilseeds	*	*	*	*	*	*	31,288	2,902	1,833
Neug	-	-	-	-	-	-	*	*	*
Linseed	*	*	*	*	*	*	29,567	2,884	1,817
Groundnuts	-	-	-	-	-	-	-	-	-
Safflower	*	*	*	-	-	-	*	*	*
Sesame	-	-	-	-	-	-	-	-	-
Rapeseed	-	-	-	-	-	-	-	-	-
Vegetables	*	*	*	*	*	*	36,442	335	-
Lettuce	*	*	*	-	-	-	*	*	-
Head cabbage	*	*	*	*	*	*	4,964	*	-
Ethiopian cabbage	-	-	-	-	-	-	*	*	-
Tomatoes	*	*	*	*	*	*	10,321	97	-
Green peppers	*	*	*	*	*	*	21,179	151	-
Red peppers	-	-	-	-	-	-	*	*	-
Swiss chard	*	*	*	*	*	*	3,900	8	-
Root crops	1,407	*	*	1,902	*	*	29,940	362	-
Beetroot	-	-	-	-	-	-	-	-	-
Carrot	-	-	-	*	*	*	*	*	-
Onion	*	*	*	*	*	*	14,143	55	-
Potatoes	*	*	*	*	*	*	10,501	*	-
Garlic	*	*	*	-	-	-	13,778	46	-
Taro 'Godere'	-	-	-	-	-	-	-	-	-
Sweet potatoes	-	-	-	-	-	-	-	-	-
Other Temporary	-	-	-	-	-	-	5,396	6	-
Permanent crops							85,407	3,902	
Avocado							*	*	
Bananas							*	*	
Guava							2,322	*	
Lemons							*	*	
Mangoes							*	*	
Oranges							2,202	3	
Papayas							*	*	
Pineapples							-	-	
Chat							*	*	
Coffee							1,362	*	
Hops / 'Geshe'							34,508	97	
Enset							-	-	
Sugar cane							-	-	
Other permanent							68,967	3,798	

(Table 1.1.3 Cont'd.)

East Tigray

Crop type	IMPROVED SEED			PESTICIDE		IRRIGATION		EXTENSION PACKAGE	
	Holder	Hectare	Quintal	Holder	Hectare	Holder	Hectare	Holder	Hectare
All	14,358	1,992	3,415	8,461	1,554	46,719	1,693	45,433	15,973
Cereals	12,749	1,940	3,318	7,304	1,464	7,738	1,125	42,369	14,084
Teff	-	-	-	*	*	*	*	8,248	958
Barley	*	*	-	1,625	*	3,537	386	28,087	3,886
Wheat	10,441	1,658	3,056	2,433	238	2,993	*	33,839	5,608
Maize	*	*	*	*	*	2,578	*	13,392	*
Sorghum	*	*	*	*	*	*	*	*	*
Finger millet	-	-	-	*	*	*	*	*	*
Oats / 'Aja'	-	-	-	-	-	-	-	-	-
Rice	-	-	-	-	-	-	-	-	-
Pulses	*	*	*	*	*	2,169	*	16,199	*
Horse / Faba beans	*	*	-	-	-	*	*	*	*
Field Peas	*	*	*	*	*	*	*	*	*
Haricot beans	-	-	-	-	-	-	-	*	*
Chick peas	-	-	-	-	-	-	-	*	*
Lentils	-	-	-	-	-	-	-	*	*
Vetch / Grass peas	-	-	-	-	-	-	-	*	*
Soya beans	-	-	-	-	-	-	-	-	-
Fenugreek	-	-	-	-	-	1,342	*	1,614	*
Gibto	-	-	-	-	-	-	-	-	-
Oilseeds	-	-	-	-	-	-	-	4,101	*
Neug	-	-	-	-	-	-	-	-	-
Linseed	-	-	-	-	-	-	-	3,490	*
Groundnuts	-	-	-	-	-	-	-	-	-
Safflower	-	-	-	-	-	-	-	*	*
Sesame	-	-	-	-	-	-	-	-	-
Rapeseed	-	-	-	-	-	-	-	-	-
Vegetables	-	-	-	-	-	27,651	248	15,626	120
Lettuce	-	-	-	-	-	*	*	*	*
Head cabbage	-	-	-	-	-	4,127	*	*	*
Ethiopian cabbage	-	-	-	-	-	*	*	-	-
Tomatoes	-	-	-	-	-	8,040	81	*	31
Green peppers	-	-	-	-	-	14,527	91	*	*
Red peppers	-	-	-	-	-	*	*	*	*
Swiss chard	-	-	-	-	-	2,486	7	1,370	*
Root crops	-	-	-	*	*	18,367	188	11,097	80
Beetroot	-	-	-	-	-	-	-	-	-
Carrot	-	-	-	-	-	*	*	-	-
Onion	-	-	-	*	*	9,368	36	4,789	22
Potatoes	-	-	-	*	*	3,839	*	2,764	33
Garlic	-	-	-	-	-	10,851	32	6,615	*
Taro 'Godere'	-	-	-	-	-	-	-	-	-
Sweet potatoes	-	-	-	-	-	-	-	-	-
Other Temporary	-	-	-	-	-	2,151	*	*	*
Permanent crops	-	-	-	*	*	22,344	87	8,255	*
Avocado	-	-	-	-	-	*	*	*	*
Bananas	-	-	-	-	-	*	*	-	-
Guava	-	-	-	-	-	2,321	*	*	*
Lemons	-	-	-	-	-	*	*	-	-
Mangoes	-	-	-	-	-	-	-	-	-
Oranges	-	-	-	-	-	2,191	3	*	*
Papayas	-	-	-	-	-	*	*	*	*
Pineapples	-	-	-	-	-	*	*	-	-
Chat	-	-	-	-	-	-	-	-	-
Coffee	-	-	-	*	*	*	*	*	*
Hops / 'Gescho'	-	-	-	*	*	19,784	43	6,095	*
Enset	-	-	-	-	-	-	-	-	-
Sugar cane	-	-	-	-	-	-	-	-	-
Other permanent	-	-	-	-	-	1,982	*	*	*

Table1.1.4 Number of Holders, Inputs Applied Area and Quantity of Inputs used

South Tigray

Crop type	All Crop Area	All Fertilizers		Natural		DAP		
		Hectare	Quintal	Holder	Hectare	Holder	Hectare	Quintal
All	251,285	85,694	43,551	110,264	27,774	13,287	*	*
Cereals	209,597	79,752	42,293	92,073	22,900	13,287	*	*
Teff	68,949	20,711	6,800	19,653	5,714	3,882	*	*
Barley	49,695	20,634	10,919	39,173	7,096	*	*	*
Wheat	51,583	24,364	20,817	22,818	3,983	*	*	*
Maize	10,060	5,308	*	43,883	3,933	*	*	*
Sorghum	27,402	*	*	8,152	2,065	*	*	*
Finger millet	1,161	*	*	*	*	*	*	*
Oats / 'Aja'	*	-	-	-	-	-	-	-
Rice	*	-	-	-	-	-	-	-
Pulses	29,929	4,421	548	24,524	*	*	*	*
Horse / Faba beans	7,539	1,292	*	10,689	937	-	-	-
Field Peas	2,849	282	*	3,144	246	-	-	-
Haricot beans	*	*	*	*	*	*	*	*
Chick peas	6,498	*	-	*	*	-	-	-
Lentils	4,280	355	*	2,602	153	-	-	-
Vetch / Grass peas	5,253	-	-	-	-	-	-	-
Soya beans	*	-	-	-	-	-	-	-
Fenugreek	698	157	*	4,149	114	-	-	-
Gibto	-	-	-	-	-	-	-	-
Oilseeds	7,627	275	*	3,961	206	-	-	-
Neug	*	-	-	-	-	-	-	-
Linseed	6,451	274	*	3,358	205	-	-	-
Groundnuts	-	-	-	-	-	-	-	-
Safflower	*	*	-	*	*	-	-	-
Sesame	*	-	-	-	-	-	-	-
Rapeseed	*	*	-	*	*	-	-	-
Vegetables	697	375	*	14,851	228	-	-	-
Lettuce	*	-	-	-	-	-	-	-
Head cabbage	*	*	-	2,202	*	-	-	-
Ethiopian cabbage	*	*	-	*	*	-	-	-
Tomatoes	*	*	*	3,090	*	-	-	-
Green peppers	260	*	*	5,970	*	-	-	-
Red peppers	*	*	*	*	*	-	-	-
Swiss chard	*	*	*	*	*	-	-	-
Root crops	741	317	*	17,186	*	-	-	-
Beetroot	*	*	*	-	-	-	-	-
Carrot	-	-	-	-	-	-	-	-
Onion	*	*	*	2,213	*	-	-	-
Potatoes	*	*	*	9,294	*	-	-	-
Garlic	314	113	*	8,899	44	-	-	-
Taro 'Godere'	-	-	-	-	-	-	-	-
Sweet potatoes	*	-	-	-	-	-	-	-
Other Temporary	85	59	*	7,563	55	-	-	-
Permanent crops	2,609	495	*	16,225	419	-	-	-
Avocado	*	*	*	*	*	-	-	-
Bananas	*	*	*	*	*	-	-	-
Guava	*	*	*	*	*	-	-	-
Lemons	*	*	*	*	*	-	-	-
Mangoes	*	*	*	*	*	-	-	-
Oranges	*	*	*	*	*	-	-	-
Papayas	*	*	*	*	*	-	-	-
Pineapples	-	-	-	-	-	-	-	-
Chat	*	*	*	*	*	-	-	-
Coffee	*	*	*	2,379	*	-	-	-
Hops / 'Geshe'	495	*	*	10,489	107	-	-	-
Enset	-	-	-	-	-	-	-	-
Sugar cane	*	*	*	-	-	-	-	-
Other permanent	772	*	*	*	*	-	-	-

(Table 1.1.4 cont'd.)

South Tigray									
Crop type	UREA			UREA + DAP			INDIGENOUS SEED		
	Holder	Hectare	Quintal	Holder	Hectare	Quintal	Holder	Hectare	Quintal
All	18,819	9,260	6,223	62,236	40,334	30,116	224,561	245,632	226,273
Cereals	17,300	9,084	5,975	61,061	39,448	29,135	218,171	204,518	192,346
Teff	8,196	3,094	1,482	27,408	10,914	4,444	135,030	67,823	26,016
Barley	3,137	*	*	22,290	7,860	6,832	142,344	49,695	77,849
Wheat	7,951	*	*	42,437	15,182	15,923	127,350	47,733	74,721
Maize	*	*	*	9,190	917	684	95,619	9,978	5,451
Sorghum	*	*	*	*	*	*	56,954	27,381	6,771
Finger millet	-	-	-	*	*	*	9,125	1,161	*
Oats / 'Aja'	-	-	-	-	-	-	*	*	*
Rice	-	-	-	-	-	-	*	*	*
Pulses	*	*	*	5,949	587	447	127,139	29,472	30,956
Horse / Faba beans	*	*	*	*	*	*	53,804	7,428	11,799
Field Peas	-	-	-	*	*	*	21,555	2,741	4,127
Haricot beans	-	-	-	*	*	-	*	*	*
Chick peas	-	-	-	-	-	-	25,251	6,265	4,286
Lentils	*	*	*	*	*	*	28,020	4,280	4,762
Vetch / Grass peas	-	-	-	-	-	-	18,342	5,253	4,626
Soya beans	-	-	-	-	-	-	*	*	*
Fenugreek	-	-	-	*	*	*	20,795	693	318
Gibto	-	-	-	-	-	-	-	-	-
Oilseeds	-	-	-	*	*	*	48,143	7,612	2,972
Neug	-	-	-	-	-	-	*	*	*
Linseed	-	-	-	*	*	*	45,944	6,436	2,876
Groundnuts	-	-	-	-	-	-	-	-	-
Safflower	-	-	-	-	-	-	*	*	*
Sesame	-	-	-	-	-	-	*	*	*
Rapeseed	-	-	-	-	-	-	*	*	*
Vegetables	*	*	*	*	*	*	34,961	694	-
Lettuce	-	-	-	-	-	-	*	*	-
Head cabbage	-	-	-	-	-	-	1,892	*	-
Ethiopian cabbage	-	-	-	-	-	-	*	*	-
Tomatoes	*	*	*	*	*	*	7,915	*	-
Green peppers	-	-	-	*	*	*	15,127	257	-
Red peppers	*	*	*	*	*	*	14,111	*	-
Swiss chard	-	-	-	*	*	*	*	*	-
Root crops	*	*	*	*	*	*	42,386	724	-
Beetroot	-	-	-	*	*	*	*	*	-
Carrot	-	-	-	-	-	-	-	-	-
Onion	-	-	-	*	*	*	8,827	*	-
Potatoes	-	-	-	*	*	*	14,246	*	-
Garlic	*	*	*	*	*	*	26,630	309	-
Taro 'Godere'	-	-	-	-	-	-	-	-	-
Sweet potatoes	-	-	-	-	-	-	*	*	-
Other Temporary	-	-	-	*	*	*	12,673	82	-
Permanent crops							56,854	2,529	
Avocado							*	*	
Bananas							3,968	*	
Guava							5,693	*	
Lemons							*	*	
Mangoes							*	*	
Oranges							1,796	*	
Papayas							*	*	
Pineapples							-	-	
Chat							*	*	
Coffee							8,472	*	
Hops / 'Geshe'							31,121	492	
Enset							-	-	
Sugar cane							*	*	
Other permanent							23,188	697	

(Table 1.1.4 Cont'd.)

South Tigray

Crop type	IMPROVED SEED			PESTICIDE		IRRIGATION		EXTENSION PACKAGE	
	Holder	Hectare	Quintal	Holder	Hectare	Holder	Hectare	Holder	Hectare
All	21,205	5,488	6,255	9,580	3,934	67,772	12,310	82,593	54,111
Cereals	17,017	5,006	6,072	6,529	3,430	33,477	8,983	78,347	51,957
Teff	2,375	*	*	*	*	8,803	2,299	31,366	12,608
Barley	-	-	-	2,081	998	6,422	983	35,451	12,827
Wheat	14,333	3,850	5,762	*	*	13,133	3,034	50,424	17,651
Maize	*	*	*	*	*	11,014	*	17,271	1,797
Sorghum	-	-	-	*	*	4,836	1,262	*	*
Finger millet	-	-	-	-	-	*	*	*	*
Oats / 'Aja'	-	-	-	-	-	-	-	-	-
Rice	-	-	-	-	-	*	*	-	-
Pulses	*	452	*	3,349	*	10,394	723	12,453	1,409
Horse / Faba beans	*	*	-	*	*	4,094	335	5,178	*
Field Peas	*	*	-	-	-	*	*	*	*
Haricot beans	-	-	-	*	*	-	-	*	*
Chick peas	*	*	*	-	-	*	*	*	*
Lentils	-	-	-	-	-	*	*	*	*
Vetch / Grass peas	-	-	-	-	-	-	-	-	-
Soya beans	-	-	-	*	*	-	-	-	-
Fenugreek	-	-	-	-	-	*	*	*	*
Gibto	-	-	-	-	-	-	-	-	-
Oilseeds	*	*	-	*	*	*	*	*	*
Neug	-	-	-	-	-	-	-	-	-
Linseed	*	*	-	*	*	*	*	*	*
Groundnuts	-	-	-	-	-	-	-	-	-
Safflower	-	-	-	-	-	-	-	-	-
Sesame	-	-	-	-	-	-	-	-	-
Rapeseed	-	-	-	-	-	*	*	-	-
Vegetables	*	*	-	*	*	22,652	562	8,688	*
Lettuce	-	-	-	-	-	*	*	-	-
Head cabbage	*	*	-	*	*	*	*	-	-
Ethiopian cabbage	-	-	-	-	-	*	*	-	-
Tomatoes	-	-	-	-	-	7,014	*	*	*
Green peppers	-	-	-	*	*	7,560	173	3,309	*
Red peppers	-	-	-	-	-	10,961	*	*	*
Swiss chard	-	-	-	-	-	*	*	*	*
Root crops	*	*	-	-	-	14,020	*	7,848	*
Beetroot	-	-	-	-	-	*	*	*	*
Carrot	-	-	-	-	-	-	-	-	-
Onion	*	*	-	-	-	*	*	*	*
Potatoes	-	-	-	-	-	*	*	*	*
Garlic	-	-	-	-	-	11,029	*	*	*
Taro 'Godere'	-	-	-	-	-	-	-	-	-
Sweet potatoes	-	-	-	-	-	*	*	-	-
Other Temporary	-	-	-	-	-	2,793	*	1,210	*
Permanent crops						35,667	1,717	8,974	*
Avocado	-	-	-	-	-	*	*	-	-
Bananas	-	-	-	-	-	3,968	*	*	*
Guava	-	-	-	-	-	5,395	*	*	*
Lemons	-	-	-	-	-	*	*	-	-
Mangoes	-	-	-	-	-	*	*	-	-
Oranges	-	-	-	-	-	1,796	*	-	-
Papayas	-	-	-	-	-	*	*	*	*
Pineapples	-	-	-	-	-	-	-	-	-
Chat	-	-	-	-	-	*	*	*	*
Coffee	-	-	-	-	-	7,266	*	*	*
Hops / 'Gesho'	-	-	-	-	-	21,672	409	6,271	*
Enset	-	-	-	-	-	-	-	-	-
Sugar cane	-	-	-	-	-	*	*	*	*
Other permanent	-	-	-	-	-	5,253	*	*	*

Table1.1.5 Number of Holders, Inputs Applied Area and Quantity of Inputs used

Western Tigray

Crop type	All Crop Area	All Fertilizers		Natural		DAP		
		Hectare	Quintal	Holder	Hectare	Holder	Hectare	Quintal
All	132,342	8,563	1,284	41,247	7,597	*	*	*
Cereals	62,715	6,810	1,284	38,008	5,844	*	*	*
Teff	2,299	655	480	817	116	*	*	*
Barley	1,129	*	*	*	*	-	-	-
Wheat	355	*	*	767	104	-	-	-
Maize	3,488	1,958	*	34,166	1,956	-	-	-
Sorghum	45,806	2,497	-	9,642	2,497	-	-	-
Finger millet	9,576	949	*	3,637	783	*	*	*
Oats / 'Aja'	-	-	-	-	-	-	-	-
Rice	*	-	-	-	-	-	-	-
Pulses	2,832	566	-	7,025	566	-	-	-
Horse / Faba beans	862	*	-	5,551	*	-	-	-
Field Peas	*	*	-	*	*	-	-	-
Haricot beans	*	*	-	556	*	-	-	-
Chick peas	*	*	-	*	*	-	-	-
Lentils	*	*	-	*	*	-	-	-
Vetch / Grass peas	-	-	-	-	-	-	-	-
Soya beans	*	-	-	-	-	-	-	-
Fenugreek	-	-	-	-	-	-	-	-
Gibto	*	-	-	-	-	-	-	-
Oilseeds	65,896	*	-	2,991	*	-	-	-
Neug	2,787	*	-	*	*	-	-	-
Linseed	243	*	-	*	*	-	-	-
Groundnuts	*	*	-	*	*	-	-	-
Safflower	*	*	-	*	*	-	-	-
Sesame	62,846	*	-	*	*	-	-	-
Rapeseed	-	-	-	-	-	-	-	-
Vegetables	560	184	-	14,458	184	-	-	-
Lettuce	-	-	-	-	-	-	-	-
Head cabbage	-	-	-	-	-	-	-	-
Ethiopian cabbage	-	-	-	-	-	-	-	-
Tomatoes	*	*	-	*	*	-	-	-
Green peppers	*	*	-	*	*	-	-	-
Red peppers	511	165	-	12,454	165	-	-	-
Swiss chard	*	*	-	*	*	-	-	-
Root crops	56	*	-	5,956	*	-	-	-
Beetroot	-	-	-	-	-	-	-	-
Carrot	*	*	-	*	*	-	-	-
Onion	*	*	-	*	*	-	-	-
Potatoes	*	*	-	*	*	-	-	-
Garlic	*	*	-	*	*	-	-	-
Taro 'Godere'	-	-	-	-	-	-	-	-
Sweet potatoes	*	*	-	*	*	-	-	-
Other Temporary	118	21	-	1,743	21	-	-	-
Permanent crops	165	*	-	4,799	*	-	-	-
Avocado	-	-	-	-	-	-	-	-
Bananas	*	*	-	*	*	-	-	-
Guava	*	*	-	*	*	-	-	-
Lemons	*	*	-	*	*	-	-	-
Mangoes	-	-	-	-	-	-	-	-
Oranges	*	*	-	*	*	-	-	-
Papayas	11	*	-	1,353	*	-	-	-
Pineapples	-	-	-	-	-	-	-	-
Chat	-	-	-	-	-	-	-	-
Coffee	*	*	-	*	*	-	-	-
Hops / 'Geshe'	103	*	-	3,706	*	-	-	-
Enset	-	-	-	-	-	-	-	-
Sugar cane	-	-	-	-	-	-	-	-
Other permanent	*	*	-	*	*	-	-	-

(Table 1.1.5 cont'd.)

Western Tigray

[illegible]

(Table 1.1.5 Cont'd.)

Western Tigray

Crop type	IMPROVED SEED			PESTICIDE		IRRIGATION		EXTENSION PACKAGE	
	Holder	Hectare	Quintal	Holder	Hectare	Holder	Hectare	Holder	Hectare
All	*	*	*	10,774	11,777	7,140	*	4,681	1,148
Cereals	*	*	*	10,647	11,232	*	*	2,979	*
Teff	-	-	-	*	*	-	-	1,540	425
Barley	-	-	-	-	-	*	*	-	-
Wheat	*	*	*	*	*	-	-	*	*
Maize	-	-	-	*	*	*	*	*	*
Sorghum	-	-	-	9,465	10,702	-	-	*	*
Finger millet	-	-	-	*	*	*	*	*	*
Oats / 'Aja'	-	-	-	-	-	-	-	-	-
Rice	-	-	-	-	-	-	-	-	-
Pulses	*	*	*	*	*	*	*	*	*
Horse / Faba beans	-	-	-	*	*	-	-	-	-
Field Peas	-	-	-	-	-	-	-	-	-
Haricot beans	-	-	-	-	-	-	-	-	-
Chick peas	-	-	-	-	-	-	-	-	-
Lentils	-	-	-	*	*	*	*	*	*
Vetch / Grass peas	-	-	-	-	-	-	-	-	-
Soya beans	*	*	*	-	-	-	-	-	-
Fenugreek	-	-	-	-	-	-	-	-	-
Gibto	-	-	-	-	-	-	-	-	-
Oilseeds	*	*	-	*	*	*	*	*	*
Neug	-	-	-	-	-	-	-	-	-
Linseed	-	-	-	-	-	-	-	-	-
Groundnuts	*	*	-	-	-	*	*	*	*
Safflower	-	-	-	-	-	-	-	-	-
Sesame	-	-	-	*	*	-	-	-	-
Rapeseed	-	-	-	-	-	-	-	-	-
Vegetables	-	-	-	*	*	1,074	*	*	*
Lettuce	-	-	-	-	-	-	-	-	-
Head cabbage	-	-	-	-	-	-	-	-	-
Ethiopian cabbage	-	-	-	-	-	-	-	-	-
Tomatoes	-	-	-	-	-	*	*	*	*
Green peppers	-	-	-	-	-	*	*	-	-
Red peppers	-	-	-	*	*	*	*	*	*
Swiss chard	-	-	-	-	-	*	*	-	-
Root crops	*	*	-	*	*	800	*	*	*
Beetroot	-	-	-	-	-	-	-	-	-
Carrot	-	-	-	-	-	-	-	-	-
Onion	-	-	-	-	-	*	*	-	-
Potatoes	-	-	-	*	*	-	-	-	-
Garlic	-	-	-	*	*	*	*	-	-
Taro 'Godere'	-	-	-	-	-	-	-	-	-
Sweet potatoes	*	*	-	*	*	*	*	*	*
Other Temporary	*	*	-	-	-	*	*	*	*
Permanent crops	-	-	-	-	-	5,956	58	*	*
Avocado	-	-	-	-	-	-	-	-	-
Bananas	-	-	-	-	-	*	*	*	*
Guava	-	-	-	-	-	*	*	*	*
Lemons	-	-	-	-	-	*	*	*	*
Mangoes	-	-	-	-	-	-	-	-	-
Oranges	-	-	-	-	-	*	*	*	*
Papayas	-	-	-	-	-	2,304	*	*	*
Pineapples	-	-	-	-	-	-	-	-	-
Chat	-	-	-	-	-	-	-	-	-
Coffee	*	*	-	-	-	*	*	-	-
Hops / 'Gesho'	-	-	-	-	-	4,774	*	*	*
Enset	-	-	-	-	-	*	-	-	-
Sugar cane	-	-	-	-	-	-	-	-	-
Other permanent	-	-	-	-	-	*	*	*	*

Table1.2 Number of Holders, Inputs Applied Area and Quantity of Inputs used

Afar Region

Crop type	All Crop Area	All Fertilizers		Natural		DAP		
		Hectare	Quintal	Holder	Hectare	Holder	Hectare	Quintal
All	18,130	*	*	1,422	*	*	*	*
Cereals	16,715	*	*	1,422	*	*	*	*
Teff	*	*	*	*	*	*	*	*
Barley	*	-	-	-	-	-	-	-
Wheat	*	*	-	*	*	-	-	-
Maize	13,167	158	*	*	*	-	-	-
Sorghum	*	*	*	*	*	*	*	*
Finger millet	-	-	-	-	-	-	-	-
Oats / 'Aja'	-	-	-	-	-	-	-	-
Rice	-	-	-	-	-	-	-	-
Pulses	*	*	-	*	*	-	-	-
Horse / Faba beans	-	-	-	-	-	-	-	-
Field Peas	-	-	-	-	-	-	-	-
Haricot beans	*	*	-	*	*	-	-	-
Chick peas	*	-	-	-	-	-	-	-
Lentils	-	-	-	-	-	-	-	-
Vetch / Grass peas	-	-	-	-	-	-	-	-
Soya beans	*	-	-	-	-	-	-	-
Fenugreek	-	-	-	-	-	-	-	-
Gibto	-	-	-	-	-	-	-	-
Oilseeds	*	*	*	*	*	*	*	*
Neug	-	-	-	-	-	-	-	-
Linseed	*	-	-	-	-	-	-	-
Groundnuts	*	-	-	-	-	-	-	-
Safflower	*	*	*	*	*	*	*	*
Sesame	*	*	*	*	*	*	*	*
Rapeseed	-	-	-	-	-	-	-	-
Vegetables	74	*	-	*	*	-	-	-
Lettuce	-	-	-	-	-	-	-	-
Head cabbage	-	-	-	-	-	-	-	-
Ethiopian cabbage	*	-	-	-	-	-	-	-
Tomatoes	*	-	-	-	-	-	-	-
Green peppers	*	-	-	-	-	-	-	-
Red peppers	27	*	-	*	*	-	-	-
Swiss chard	-	-	-	-	-	-	-	-
Root crops	*	-	-	-	-	-	-	-
Beetroot	-	-	-	-	-	-	-	-
Carrot	-	-	-	-	-	-	-	-
Onion	*	-	-	-	-	-	-	-
Potatoes	-	-	-	-	-	-	-	-
Garlic	*	-	-	-	-	-	-	-
Taro 'Godere'	-	-	-	-	-	-	-	-
Sweet potatoes	-	-	-	-	-	-	-	-
Other Temporary	*	*	-	*	*	-	-	-
Permanent crops	273	*	-	*	*	-	-	-
Avocado	-	-	-	-	-	-	-	-
Bananas	*	-	-	-	-	-	-	-
Guava	*	-	-	-	-	-	-	-
Lemons	*	-	-	-	-	-	-	-
Mangoes	*	-	-	-	-	-	-	-
Oranges	-	-	-	-	-	-	-	-
Papayas	*	*	-	*	*	-	-	-
Pineapples	-	-	-	-	-	-	-	-
Chat	*	-	-	-	-	-	-	-
Coffee	*	-	-	-	-	-	-	-
Hops / 'Geshe'	*	-	-	-	-	-	-	-
Enset	-	-	-	-	-	-	-	-
Sugar cane	*	-	-	-	-	-	-	-
Other permanent	70	-	-	-	-	-	-	-

(Table 1.2 cont'd.)

Afar Region

Crop type	UREA			UREA + DAP			INDIGENOUS SEED		
	Holder	Hectare	Quintal	Holder	Hectare	Quintal	Holder	Hectare	Quintal
All	*	*	*	-	-	-	18,399	16,895	7,257
Cereals	*	*	*	-	-	-	17,055	16,011	7,179
Teff	*	*	*	-	-	-	2,451	*	*
Barley	-	-	-	-	-	-	*	*	*
Wheat	-	-	-	-	-	-	*	*	*
Maize	*	*	*	-	-	-	16,002	12,464	6,338
Sorghum	-	-	-	-	-	-	3,613	*	346
Finger millet	-	-	-	-	-	-	-	-	-
Oats / 'Aja'	-	-	-	-	-	-	-	-	-
Rice	-	-	-	-	-	-	-	-	-
Pulses	-	-	-	-	-	-	660	*	*
Horse / Faba beans	-	-	-	-	-	-	-	-	-
Field Peas	-	-	-	-	-	-	-	-	-
Haricot beans	-	-	-	-	-	-	453	*	*
Chick peas	-	-	-	-	-	-	*	*	*
Lentils	-	-	-	-	-	-	-	-	-
Vetch / Grass peas	-	-	-	-	-	-	-	-	-
Soya beans	-	-	-	-	-	-	*	*	*
Fenugreek	-	-	-	-	-	-	-	-	-
Gibto	-	-	-	-	-	-	-	-	-
Oilseeds	*	*	*	-	-	-	2,555	*	47
Neug	-	-	-	-	-	-	-	-	-
Linseed	-	-	-	-	-	-	*	*	*
Groundnuts	-	-	-	-	-	-	-	-	-
Safflower	*	*	*	-	-	-	*	*	*
Sesame	-	-	-	-	-	-	2,334	*	40
Rapeseed	-	-	-	-	-	-	-	-	-
Vegetables	-	-	-	-	-	-	2,268	54	-
Lettuce	-	-	-	-	-	-	-	-	-
Head cabbage	-	-	-	-	-	-	-	-	-
Ethiopian cabbage	-	-	-	-	-	-	*	*	-
Tomatoes	-	-	-	-	-	-	*	*	-
Green peppers	-	-	-	-	-	-	*	*	-
Red peppers	-	-	-	-	-	-	1,342	26	-
Swiss chard	-	-	-	-	-	-	-	-	-
Root crops	-	-	-	-	-	-	*	*	-
Beetroot	-	-	-	-	-	-	-	-	-
Carrot	-	-	-	-	-	-	-	-	-
Onion	-	-	-	-	-	-	*	*	-
Potatoes	-	-	-	-	-	-	-	-	-
Garlic	-	-	-	-	-	-	*	*	-
Taro 'Godere'	-	-	-	-	-	-	-	-	-
Sweet potatoes	-	-	-	-	-	-	-	-	-
Other Temporary	-	-	-	-	-	-	*	*	-
Permanent crops							3,647	141	
Avocado							-	-	
Bananas							*	*	
Guava							*	*	
Lemons							*	*	
Mangoes							*	*	
Oranges							-	-	
Papayas							439	*	
Pineapples							-	-	
Chat							*	*	
Coffee							*	*	
Hops / 'Geshe'							*	*	
Enset							-	-	
Sugar cane							*	*	
Other permanent							2,016	57	

(Table 1.2 Cont'd.)

Afar Region

Crop type	IMPROVED SEED			PESTICIDE		IRRIGATION		EXTENSION PACKAGE	
	Holder	Hectare	Quintal	Holder	Hectare	Holder	Hectare	Holder	Hectare
All	2,148	1,070	212	*	1,086	15,393	13,444	*	*
Cereals	1,441	703	211	*	*	13,635	12,670	*	*
Teff	-	-	-	*	*	-	-	*	*
Barley	-	-	-	-	-	*	*	-	-
Wheat	-	-	-	-	-	-	-	-	-
Maize	1,441	703	211	*	*	13,404	12,436	*	*
Sorghum	-	-	-	*	*	*	*	*	*
Finger millet	-	-	-	-	-	-	-	-	-
Oats / 'Aja'	-	-	-	-	-	-	-	-	-
Rice	-	-	-	-	-	-	-	-	-
Pulses	*	*	*	-	-	151	3	*	*
Horse / Faba beans	-	-	-	-	-	-	-	-	-
Field Peas	-	-	-	-	-	-	-	-	-
Haricot beans	*	*	*	-	-	*	*	*	*
Chick peas	-	-	-	-	-	-	-	-	-
Lentils	-	-	-	-	-	-	-	-	-
Vetch / Grass peas	-	-	-	-	-	-	-	-	-
Soya beans	*	*	*	-	-	*	*	-	-
Fenugreek	-	-	-	-	-	-	-	-	-
Gibto	-	-	-	-	-	-	-	-	-
Oilseeds	*	*	*	*	*	259	*	*	*
Neug	-	-	-	-	-	-	-	-	-
Linseed	-	-	-	*	*	-	-	-	-
Groundnuts	*	*	*	-	-	*	*	*	*
Safflower	-	-	-	*	*	-	-	-	-
Sesame	-	-	-	*	*	*	*	-	-
Rapeseed	-	-	-	-	-	-	-	-	-
Vegetables	*	*	-	*	*	1,800	62	*	*
Lettuce	-	-	-	-	-	-	-	-	-
Head cabbage	-	-	-	-	-	-	-	-	-
Ethiopian cabbage	-	-	-	-	-	*	*	-	-
Tomatoes	*	*	-	*	*	*	*	*	*
Green peppers	-	-	-	-	-	*	*	-	-
Red peppers	*	*	-	*	*	620	*	-	-
Swiss chard	-	-	-	-	-	-	-	-	-
Root crops	*	*	-	*	*	*	*	-	-
Beetroot	-	-	-	-	-	-	-	-	-
Carrot	-	-	-	-	-	-	-	-	-
Onion	*	*	-	*	*	*	*	-	-
Potatoes	-	-	-	-	-	-	-	-	-
Garlic	-	-	-	-	-	*	*	-	-
Taro 'Godere'	-	-	-	-	-	-	-	-	-
Sweet potatoes	-	-	-	-	-	-	-	-	-
Other Temporary	*	*	-	*	*	*	*	-	-
Permanent crops				*	*	3,293	261	*	*
Avocado	-	-	-	-	-	-	-	-	-
Bananas	-	-	-	-	-	*	*	*	*
Guava	-	-	-	-	-	170	*	*	*
Lemons	-	-	-	-	-	*	*	-	-
Mangoes	-	-	-	-	-	212	*	*	*
Oranges	-	-	-	-	-	-	-	-	-
Papayas	-	-	-	-	-	*	*	-	-
Pineapples	-	-	-	-	-	-	-	-	-
Chat	-	-	-	*	*	*	*	-	-
Coffee	-	-	-	-	-	*	*	-	-
Hops / 'Gesho'	-	-	-	-	-	-	-	-	-
Enset	-	-	-	-	-	-	-	-	-
Sugar cane	-	-	-	-	-	*	*	-	-
Other permanent	-	-	-	-	-	1,895	64	*	*

Table1.2.1 Number of Holders, Inputs Applied Area and Quantity of Inputs used

Zone 1

Crop type	All Crop Area	All Fertilizers		Natural		DAP		
		Hectare	Quintal	Holder	Hectare	Holder	Hectare	Quintal
All	12,241	*	-	*	*	-	-	-
Cereals	12,080	*	-	*	*	-	-	-
Teff	*	-	-	-	-	-	-	-
Barley	*	-	-	-	-	-	-	-
Wheat	-	-	-	-	-	-	-	-
Maize	11,849	*	-	*	*	-	-	-
Sorghum	*	-	-	-	-	-	-	-
Finger millet	-	-	-	-	-	-	-	-
Oats / 'Aja'	-	-	-	-	-	-	-	-
Rice	-	-	-	-	-	-	-	-
Pulses	3	-	-	-	-	-	-	-
Horse / Faba beans	-	-	-	-	-	-	-	-
Field Peas	-	-	-	-	-	-	-	-
Haricot beans	*	-	-	-	-	-	-	-
Chick peas	-	-	-	-	-	-	-	-
Lentils	-	-	-	-	-	-	-	-
Vetch / Grass peas	-	-	-	-	-	-	-	-
Soya beans	*	-	-	-	-	-	-	-
Fenugreek	-	-	-	-	-	-	-	-
Gibto	-	-	-	-	-	-	-	-
Oilseeds	*	-	-	-	-	-	-	-
Neug	-	-	-	-	-	-	-	-
Linseed	-	-	-	-	-	-	-	-
Groundnuts	*	-	-	-	-	-	-	-
Safflower	-	-	-	-	-	-	-	-
Sesame	*	-	-	-	-	-	-	-
Rapeseed	-	-	-	-	-	-	-	-
Vegetables	*	-	-	-	-	-	-	-
Lettuce	-	-	-	-	-	-	-	-
Head cabbage	-	-	-	-	-	-	-	-
Ethiopian cabbage	*	-	-	-	-	-	-	-
Tomatoes	*	-	-	-	-	-	-	-
Green peppers	*	-	-	-	-	-	-	-
Red peppers	*	-	-	-	-	-	-	-
Swiss chard	-	-	-	-	-	-	-	-
Root crops	*	-	-	-	-	-	-	-
Beetroot	-	-	-	-	-	-	-	-
Carrot	-	-	-	-	-	-	-	-
Onion	*	-	-	-	-	-	-	-
Potatoes	-	-	-	-	-	-	-	-
Garlic	-	-	-	-	-	-	-	-
Taro 'Godere'	-	-	-	-	-	-	-	-
Sweet potatoes	-	-	-	-	-	-	-	-
Other Temporary	-	-	-	-	-	-	-	-
Permanent crops	69	-	-	-	-	-	-	-
Avocado	-	-	-	-	-	-	-	-
Bananas	*	-	-	-	-	-	-	-
Guava	*	-	-	-	-	-	-	-
Lemons	*	-	-	-	-	-	-	-
Mangoes	*	-	-	-	-	-	-	-
Oranges	-	-	-	-	-	-	-	-
Papayas	*	-	-	-	-	-	-	-
Pineapples	-	-	-	-	-	-	-	-
Chat	-	-	-	-	-	-	-	-
Coffee	-	-	-	-	-	-	-	-
Hops / 'Geshe'	-	-	-	-	-	-	-	-
Enset	-	-	-	-	-	-	-	-
Sugar cane	-	-	-	-	-	-	-	-
Other permanent	64	-	-	-	-	-	-	-

(Table 1.2.1cont'd.)

Zone 1

Crop type	UREA			UREA + DAP			INDIGENOUS SEED		
	Holder	Hectare	Quintal	Holder	Hectare	Quintal	Holder	Hectare	Quintal
All	-	-	-	-	-	-	12,209	11,729	6,063
Cereals	-	-	-	-	-	-	11,468	11,593	6,040
Teff	-	-	-	-	-	-	*	*	*
Barley	-	-	-	-	-	-	*	*	*
Wheat	-	-	-	-	-	-	-	-	-
Maize	-	-	-	-	-	-	11,321	11,361	5,877
Sorghum	-	-	-	-	-	-	*	*	*
Finger millet	-	-	-	-	-	-	-	-	-
Oats / 'Aja'	-	-	-	-	-	-	-	-	-
Rice	-	-	-	-	-	-	-	-	-
Pulses	-	-	-	-	-	-	*	*	*
Horse / Faba beans	-	-	-	-	-	-	-	-	-
Field Peas	-	-	-	-	-	-	-	-	-
Haricot beans	-	-	-	-	-	-	*	*	*
Chick peas	-	-	-	-	-	-	-	-	-
Lentils	-	-	-	-	-	-	-	-	-
Vetch / Grass peas	-	-	-	-	-	-	-	-	-
Soya beans	-	-	-	-	-	-	*	*	*
Fenugreek	-	-	-	-	-	-	-	-	-
Gibto	-	-	-	-	-	-	-	-	-
Oilseeds	-	-	-	-	-	-	*	*	*
Neug	-	-	-	-	-	-	-	-	-
Linseed	-	-	-	-	-	-	-	-	-
Groundnuts	-	-	-	-	-	-	-	-	-
Safflower	-	-	-	-	-	-	-	-	-
Sesame	-	-	-	-	-	-	*	*	*
Rapeseed	-	-	-	-	-	-	-	-	-
Vegetables	-	-	-	-	-	-	1,202	*	-
Lettuce	-	-	-	-	-	-	-	-	-
Head cabbage	-	-	-	-	-	-	-	-	-
Ethiopian cabbage	-	-	-	-	-	-	*	*	-
Tomatoes	-	-	-	-	-	-	*	*	-
Green peppers	-	-	-	-	-	-	*	*	-
Red peppers	-	-	-	-	-	-	*	*	-
Swiss chard	-	-	-	-	-	-	-	-	-
Root crops	-	-	-	-	-	-	*	*	-
Beetroot	-	-	-	-	-	-	-	-	-
Carrot	-	-	-	-	-	-	-	-	-
Onion	-	-	-	-	-	-	*	*	-
Potatoes	-	-	-	-	-	-	-	-	-
Garlic	-	-	-	-	-	-	-	-	-
Taro 'Godere'	-	-	-	-	-	-	-	-	-
Sweet potatoes	-	-	-	-	-	-	-	-	-
Other Temporary	-	-	-	-	-	-	-	-	-
Permanent crops							2,022	54	
Avocado							-	-	-
Bananas							*	*	
Guava							*	*	
Lemons							*	*	
Mangoes							*	*	
Oranges							-	-	
Papayas							*	*	
Pineapples							-	-	
Chat							-	-	
Coffee							-	-	
Hops / 'Geshe'							-	-	
Enset							-	-	
Sugar cane							-	-	
Other permanent							1,855	52	

Table 1.2.1 Cont'd.)

Zone 1

Crop type	IMPROVED SEED			PESTICIDE		IRRIGATION		EXTENSION PACKAGE	
	Holder	Hectare	Quintal	Holder	Hectare	Holder	Hectare	Holder	Hectare
All	1,117	502	171	-	-	12,144	12,173	*	*
Cereals	587	488	170	-	-	11,597	12,031	*	*
Teff	-	-	-	-	-	-	-	-	-
Barley	-	-	-	-	-	*	*	-	-
Wheat	-	-	-	-	-	-	-	-	-
Maize	587	488	170	-	-	11,450	11,803	*	*
Sorghum	-	-	-	-	-	*	*	*	*
Finger millet	-	-	-	-	-	-	-	-	-
Oats / 'Aja'	-	-	-	-	-	-	-	-	-
Rice	-	-	-	-	-	-	-	-	-
Pulses	*	*	*	-	-	151	3	*	*
Horse / Faba beans	-	-	-	-	-	-	-	-	-
Field Peas	-	-	-	-	-	-	-	-	-
Haricot beans	*	*	*	-	-	*	*	*	*
Chick peas	-	-	-	-	-	-	-	-	-
Lentils	-	-	-	-	-	-	-	-	-
Vetch / Grass peas	-	-	-	-	-	-	-	-	-
Soya beans	*	*	*	-	-	*	*	-	-
Fenugreek	-	-	-	-	-	-	-	-	-
Gibto	-	-	-	-	-	-	-	-	-
Oilseeds	*	*	*	-	-	*	*	*	*
Neug	-	-	-	-	-	-	-	-	-
Linseed	-	-	-	-	-	-	-	-	-
Groundnuts	*	*	*	-	-	*	*	*	*
Safflower	-	-	-	-	-	-	-	-	-
Sesame	-	-	-	-	-	*	*	-	-
Rapeseed	-	-	-	-	-	-	-	-	-
Vegetables	*	*	-	-	-	1,457	*	*	*
Lettuce	-	-	-	-	-	-	-	-	-
Head cabbage	-	-	-	-	-	-	-	-	-
Ethiopian cabbage	-	-	-	-	-	*	*	-	-
Tomatoes	*	*	-	-	-	*	*	*	*
Green peppers	-	-	-	-	-	*	*	-	-
Red peppers	*	*	-	-	-	*	*	-	-
Swiss chard	-	-	-	-	-	-	-	-	-
Root crops	*	*	-	-	-	*	*	-	-
Beetroot	-	-	-	-	-	-	-	-	-
Carrot	-	-	-	-	-	-	-	-	-
Onion	*	*	-	-	-	*	*	-	-
Potatoes	-	-	-	-	-	-	-	-	-
Garlic	-	-	-	-	-	-	-	-	-
Taro 'Godere'	-	-	-	-	-	-	-	-	-
Sweet potatoes	-	-	-	-	-	-	-	-	-
Other Temporary	-	-	-	-	-	-	-	-	-
Permanent crops	-	-	-	-	-	1,989	63	*	*
Avocado	-	-	-	-	-	-	-	-	-
Bananas	-	-	-	-	-	*	*	*	*
Guava	-	-	-	-	-	*	*	*	*
Lemons	-	-	-	-	-	*	*	-	-
Mangoes	-	-	-	-	-	*	*	*	*
Oranges	-	-	-	-	-	-	-	-	-
Papayas	-	-	-	-	-	*	*	-	-
Pineapples	-	-	-	-	-	-	-	-	-
Chat	-	-	-	-	-	-	-	-	-
Coffee	-	-	-	-	-	-	-	-	-
Hops / 'Geshe'	-	-	-	-	-	-	-	-	-
Enset	-	-	-	-	-	-	-	-	-
Sugar cane	-	-	-	-	-	-	-	-	-
Other permanent	-	-	-	-	-	1,735	59	*	*

Table1.2.2 Number of Holders, Inputs Applied Area and Quantity of Inputs used

Zone 3

Crop type	All Crop Area	All Fertilizers		Natural		DAP		
		Hectare	Quintal	Holder	Hectare	Holder	Hectare	Quintal
All	5,889	*	*	1,380	*	*	*	*
Cereals	4,634	*	*	1,380	*	*	*	*
Teff	*	*	*	*	*	*	*	*
Barley	-	-	-	-	-	-	-	-
Wheat	*	*	-	*	*	-	-	-
Maize	1,318	*	*	*	*	-	-	-
Sorghum	*	*	*	*	*	*	*	*
Finger millet	-	-	-	-	-	-	-	-
Oats / 'Aja'	-	-	-	-	-	-	-	-
Rice	-	-	-	-	-	-	-	-
Pulses	*	*	-	*	*	-	-	-
Horse / Faba beans	-	-	-	-	-	-	-	-
Field Peas	-	-	-	-	-	-	-	-
Haricot beans	*	*	-	*	*	-	-	-
Chick peas	*	-	-	-	-	-	-	-
Lentils	-	-	-	-	-	-	-	-
Vetch / Grass peas	-	-	-	-	-	-	-	-
Soya beans	-	-	-	-	-	-	-	-
Fenugreek	-	-	-	-	-	-	-	-
Gibto	-	-	-	-	-	-	-	-
Oilseeds	*	*	*	*	*	*	*	*
Neug	-	-	-	-	-	-	-	-
Linseed	*	-	-	-	-	-	-	-
Groundnuts	-	-	-	-	-	-	-	-
Safflower	*	*	*	*	*	*	*	*
Sesame	*	*	*	*	*	*	*	*
Rapeseed	-	-	-	-	-	-	-	-
Vegetables	33	*	-	*	*	-	-	-
Lettuce	-	-	-	-	-	-	-	-
Head cabbage	-	-	-	-	-	-	-	-
Ethiopian cabbage	*	-	-	-	-	-	-	-
Tomatoes	*	-	-	-	-	-	-	-
Green peppers	-	-	-	-	-	-	-	-
Red peppers	18	*	-	*	*	-	-	-
Swiss chard	-	-	-	-	-	-	-	-
Root crops	*	-	-	-	-	-	-	-
Beetroot	-	-	-	-	-	-	-	-
Carrot	-	-	-	-	-	-	-	-
Onion	*	-	-	-	-	-	-	-
Potatoes	-	-	-	-	-	-	-	-
Garlic	*	-	-	-	-	-	-	-
Taro 'Godere'	-	-	-	-	-	-	-	-
Sweet potatoes	-	-	-	-	-	-	-	-
Other Temporary	*	*	-	*	*	-	-	-
Permanent crops	*	*	-	*	*	-	-	-
Avocado	-	-	-	-	-	-	-	-
Bananas	*	-	-	-	-	-	-	-
Guava	*	-	-	-	-	-	-	-
Lemons	*	-	-	-	-	-	-	-
Mangoes	*	-	-	-	-	-	-	-
Oranges	-	-	-	-	-	-	-	-
Papayas	*	*	-	*	*	-	-	-
Pineapples	-	-	-	-	-	-	-	-
Chat	*	-	-	-	-	-	-	-
Coffee	*	-	-	-	-	-	-	-
Hops / 'Geshe'	*	-	-	-	-	-	-	-
Enset	-	-	-	-	-	-	-	-
Sugar cane	*	-	-	-	-	-	-	-
Other permanent	*	-	-	-	-	-	-	-

(Table 1.2.2 cont'd.)

Zone 3

[illegible]

(Table 1.2.2 Cont'd.)

Zone 3

Crop type	IMPROVED SEED			PESTICIDE		IRRIGATION		EXTENSION PACKAGE	
	Holder	Hectare	Quintal	Holder	Hectare	Holder	Hectare	Holder	Hectare
All	*	*	*	*	1,086	3,249	1,271	*	*
Cereals	*	*	*	*	*	2,038	639	*	*
Teff	-	-	-	*	*	-	-	*	*
Barley	-	-	-	-	-	-	-	-	-
Wheat	-	-	-	-	-	-	-	-	-
Maize	*	*	*	*	*	1,954	633	*	*
Sorghum	-	-	-	*	*	*	*	-	-
Finger millet	-	-	-	-	-	-	-	-	-
Oats / 'Aja'	-	-	-	-	-	-	-	-	-
Rice	-	-	-	-	-	-	-	-	-
Pulses	-	-	-	-	-	-	-	-	-
Horse / Faba beans	-	-	-	-	-	-	-	-	-
Field Peas	-	-	-	-	-	-	-	-	-
Haricot beans	-	-	-	-	-	-	-	-	-
Chick peas	-	-	-	-	-	-	-	-	-
Lentils	-	-	-	-	-	-	-	-	-
Vetch / Grass peas	-	-	-	-	-	-	-	-	-
Soya beans	-	-	-	-	-	-	-	-	-
Fenugreek	-	-	-	-	-	-	-	-	-
Gibto	-	-	-	-	-	-	-	-	-
Oilseeds	-	-	-	*	*	*	*	-	-
Neug	-	-	-	-	-	-	-	-	-
Linseed	-	-	-	*	*	-	-	-	-
Groundnuts	-	-	-	-	-	-	-	-	-
Safflower	-	-	-	*	*	-	-	-	-
Sesame	-	-	-	*	*	*	*	-	-
Rapeseed	-	-	-	-	-	-	-	-	-
Vegetables	*	*	-	*	*	343	*	*	*
Lettuce	-	-	-	-	-	-	-	-	-
Head cabbage	-	-	-	-	-	-	-	-	-
Ethiopian cabbage	-	-	-	-	-	*	*	-	-
Tomatoes	*	*	-	*	*	*	*	*	*
Green peppers	-	-	-	-	-	-	-	-	-
Red peppers	-	-	-	*	*	*	*	-	-
Swiss chard	-	-	-	-	-	-	-	-	-
Root crops	*	*	-	*	*	*	*	-	-
Beetroot	-	-	-	-	-	-	-	-	-
Carrot	-	-	-	-	-	-	-	-	-
Onion	*	*	-	*	*	*	*	-	-
Potatoes	-	-	-	-	-	-	-	-	-
Garlic	-	-	-	-	-	*	*	-	-
Taro 'Godere'	-	-	-	-	-	-	-	-	-
Sweet potatoes	-	-	-	-	-	-	-	-	-
Other Temporary	*	*	-	*	*	*	*	-	-
Permanent crops	-	-	-	*	*	*	*	-	-
Avocado	-	-	-	-	-	-	-	-	-
Bananas	-	-	-	-	-	*	*	-	-
Guava	-	-	-	-	-	*	*	-	-
Lemons	-	-	-	-	-	-	-	-	-
Mangoes	-	-	-	-	-	*	*	-	-
Oranges	-	-	-	-	-	-	-	-	-
Papayas	-	-	-	-	-	*	*	-	-
Pineapples	-	-	-	-	-	-	-	-	-
Chat	-	-	-	*	*	*	*	-	-
Coffee	-	-	-	-	-	*	*	-	-
Hops / 'Gesho'	-	-	-	-	-	-	-	-	-
Enset	-	-	-	-	-	-	-	-	-
Sugar cane	-	-	-	-	-	*	*	-	-
Other permanent	-	-	-	-	-	*	*	-	-

Table1.3 Number of Holders, Inputs Applied Area and Quantity of Inputs used

Amhara Region

Crop type	All Crop Area	All Fertilizers		Natural		DAP		
		Hectare	Quintal	Holder	Hectare	Holder	Hectare	Quintal
All	4,092,984	1,651,898	1,574,033	2,464,405	534,169	577,035	339,245	302,883
Cereals	2,959,084	1,444,327	1,376,586	1,930,370	398,919	529,056	307,549	266,219
Teff	1,003,948	561,935	510,030	320,380	67,388	346,245	145,014	106,149
Barley	347,720	112,024	47,302	553,541	83,353	57,136	13,141	12,826
Wheat	434,386	254,958	334,778	342,402	45,089	111,572	30,969	44,184
Maize	396,716	326,571	394,196	1,315,681	126,675	141,149	30,714	31,056
Sorghum	547,153	70,519	3,878	228,511	66,162	*	*	*
Finger millet	195,003	116,433	86,221	50,326	8,557	201,109	87,483	71,718
Oats / 'Aja'	7,383	1,388	*	21,138	1,245	*	*	*
Rice	*	*	*	*	*	*	*	*
Pulses	716,586	105,389	30,428	641,194	79,284	112,377	20,072	17,147
Horse / Faba beans	247,783	64,962	19,457	457,628	49,064	82,814	13,035	10,412
Field Peas	96,490	16,405	5,700	126,708	10,414	36,849	5,851	5,449
Haricot beans	49,574	6,477	*	85,858	6,354	*	*	*
Chick peas	136,795	5,649	*	36,089	4,859	*	*	*
Lentils	54,157	3,298	*	37,102	2,585	*	*	*
Vetch / Grass peas	87,080	3,587	503	23,499	3,138	*	*	*
Soya beans	*	*	*	-	-	*	*	*
Fenugreek	22,707	3,419	798	73,885	2,024	-	-	-
Gibto	19,617	1,207	*	7,953	847	5,703	201	661
Oilseeds	297,941	25,088	73,821	259,723	12,845	61,120	4,895	10,136
Neug	108,121	7,164	2,554	31,250	4,194	14,086	2,336	1,157
Linseed	31,725	1,831	534	43,009	1,501	*	*	*
Groundnuts	2,664	*	-	4,554	*	-	-	-
Safflower	5,828	1,488	3,320	27,031	596	*	*	*
Sesame	135,838	2,860	*	23,873	2,558	*	*	*
Rapeseed	13,765	11,279	66,716	150,236	3,531	42,557	1,784	7,413
Vegetables	44,228	34,698	55,274	851,139	10,334	38,445	2,737	*
Lettuce	*	*	*	10,969	*	-	-	-
Head cabbage	449	295	*	56,104	273	*	*	*
Ethiopian cabbage	805	504	*	179,989	491	*	*	-
Tomatoes	504	178	*	35,293	137	*	*	*
Green peppers	1,312	829	71	110,926	774	-	-	-
Red peppers	41,069	32,817	54,689	524,882	8,586	36,637	2,729	*
Swiss chard	67	55	*	22,247	54	-	-	-
Root crops	34,126	23,033	17,011	945,098	15,315	70,165	3,798	4,346
Beetroot	184	117	*	38,690	114	*	*	*
Carrot	*	154	*	26,345	138	*	*	*
Onion	3,684	2,660	*	150,165	1,393	4,054	*	160
Potatoes	22,775	15,018	6,652	276,630	10,157	53,964	3,589	3,947
Garlic	6,695	4,847	6,300	680,549	3,388	13,106	52	218
Taro 'Godere'	-	-	-	-	-	-	-	-
Sweet potatoes	460	*	*	11,842	125	-	-	-
Other Temporary	10,342	3,380	*	335,896	2,296	*	*	*
Permanent crops	30,677	15,983		593,016	15,176			
Avocado	28	19		10,066	19			
Bananas	505	174		25,915	174			
Guava	150	72		17,008	65			
Lemons	214	77		18,466	77			
Mangoes	327	*		16,705	*			
Oranges	486	222		27,813	222			
Papayas	397	199		36,574	199			
Pineapples	*	*		*	*			
Chat	5,815	3,738		104,370	3,567			
Coffee	6,099	2,971		123,395	2,969			
Hops / 'Geshe'	14,698	7,213		418,769	6,651			
Enset	*	*		*	*			
Sugar cane	1,550	*		31,879	*			
Other permanent	390	241		64,215	204			

(Table 1.3 cont'd.)

Amhara Region

Crop type	UREA			UREA + DAP			INDIGENOUS SEED		
	Holder	Hectare	Quintal	Holder	Hectare	Quintal	Holder	Hectare	Quintal
All	449,334	149,746	122,179	1,047,835	628,738	1,148,971	3,614,562	3,924,141	3,018,889
Cereals	367,122	139,069	105,397	1,018,114	598,790	1,004,970	3,498,586	2,797,931	2,131,907
Teff	227,081	86,461	55,780	522,511	263,071	348,101	2,223,360	998,973	475,864
Barley	22,159	4,038	3,316	61,763	11,491	*	1,396,920	343,987	560,005
Wheat	76,586	21,720	21,624	421,410	157,181	268,970	1,437,331	423,455	703,030
Maize	94,725	15,598	18,273	467,858	153,585	344,867	2,013,087	256,847	105,194
Sorghum	14,425	2,851	*	5,426	*	*	1,090,455	546,366	142,728
Finger millet	38,158	8,401	4,477	41,268	11,991	10,026	589,699	194,236	95,414
Oats / 'Aja'	-	-	-	*	*	*	92,839	7,383	8,485
Rice	-	-	-	-	-	-	45,401	*	*
Pulses	17,689	1,863	2,793	44,118	4,170	10,489	2,292,595	713,949	828,717
Horse / Faba beans	11,570	1,165	2,078	24,188	1,697	6,968	1,489,793	247,382	364,948
Field Peas	*	*	*	2,969	124	235	683,440	96,022	119,097
Haricot beans	*	*	*	1,775	*	*	330,983	49,364	51,536
Chick peas	*	*	*	*	*	*	571,718	136,270	121,527
Lentils	*	*	*	2,910	*	*	381,061	53,511	50,927
Vetch / Grass peas	*	*	*	*	*	*	428,631	86,957	91,730
Soya beans	-	-	-	-	-	-	7,002	*	*
Fenugreek	*	*	*	10,553	1,260	*	288,266	22,598	14,481
Gibto	*	*	*	*	*	*	109,690	19,463	12,265
Oilseeds	23,325	1,167	2,381	95,862	6,181	61,304	1,282,978	296,664	58,265
Neug	5,701	431	*	3,452	203	*	513,574	108,119	23,392
Linseed	2,467	*	*	*	*	*	387,251	31,703	12,233
Groundnuts	-	-	-	-	-	-	15,065	2,617	*
Safflower	2,920	*	153	4,429	197	*	103,265	5,780	739
Sesame	*	*	*	*	*	*	244,252	135,119	16,805
Rapeseed	7,516	283	908	86,206	5,681	58,395	313,679	13,325	3,120
Vegetables	107,646	6,029	7,858	115,207	15,598	43,522	1,444,377	43,130	-
Lettuce	-	-	-	*	*	*	13,987	*	-
Head cabbage	*	*	*	*	*	*	86,631	318	-
Ethiopian cabbage	*	*	*	1,956	*	*	264,572	804	-
Tomatoes	*	*	*	*	*	*	57,425	504	-
Green peppers	4,231	*	65	*	*	*	168,788	1,280	-
Red peppers	103,262	5,938	7,585	112,214	15,564	43,264	993,831	40,144	-
Swiss chard	-	-	-	*	*	*	33,390	62	-
Root crops	57,598	1,134	2,436	63,433	2,786	10,229	1,498,220	33,284	-
Beetroot	*	*	*	-	-	-	60,204	171	-
Carrot	*	*	*	*	*	*	33,967	*	-
Onion	11,996	269	488	14,683	*	*	256,179	3,677	-
Potatoes	2,512	*	*	17,894	1,116	2,398	463,414	22,226	-
Garlic	45,771	616	1,450	36,947	*	4,632	1,087,625	6,463	-
Taro 'Godere'	-	-	-	-	-	-	-	-	-
Sweet potatoes	*	*	*	*	*	*	34,133	460	-
Other Temporary	14,241	242	485	21,395	*	*	585,325	10,064	-
Permanent crops							1,081,226	29,120	
Avocado							10,563	22	
Bananas							63,824	505	
Guava							27,334	145	
Lemons							46,825	214	
Mangoes							25,853	*	
Oranges							55,084	465	
Papayas							58,376	390	
Pineapples							*	*	
Chat							167,125	5,812	
Coffee							229,594	5,797	
Hops / 'Geshe'							829,620	13,572	
Enset							*	*	
Sugar cane							60,632	1,547	
Other permanent							115,762	339	

(Table 1.3 Cont'd.)

Amhara Region

Crop type	IMPROVED SEED			PESTICIDE		IRRIGATION		EXTENSION PACKAGE	
	Holder	Hectare	Quintal	Holder	Hectare	Holder	Hectare	Holder	Hectare
All	512,764	163,439	55,321	443,455	244,124	412,766	31,178	1,186,306	816,536
Cereals	473,921	159,499	53,716	381,866	218,686	87,610	14,886	1,130,552	744,324
Teff	13,386	4,785	1,630	180,846	82,652	8,541	2,194	614,836	286,278
Barley	15,020	3,148	4,219	36,812	5,882	28,590	5,171	116,835	21,771
Wheat	59,236	10,619	18,240	105,678	40,794	9,207	1,163	363,795	116,229
Maize	401,682	139,761	29,446	68,558	8,352	48,315	3,925	657,408	206,731
Sorghum	2,802	700	*	102,057	61,599	7,238	1,717	45,342	18,108
Finger millet	*	*	*	48,670	19,364	4,116	*	226,367	94,965
Oats / 'Aja'	-	-	-	*	*	*	*	*	*
Rice	*	*	*	-	-	*	*	*	*
Pulses	13,021	1,902	1,559	63,281	22,877	20,914	2,863	166,464	26,047
Horse / Faba beans	2,397	*	*	12,647	1,761	3,864	*	108,885	13,568
Field Peas	*	*	*	8,227	1,069	*	*	37,013	5,194
Haricot beans	*	*	*	7,802	1,133	*	*	13,583	1,344
Chick peas	*	*	*	14,484	*	9,154	1,549	*	2,134
Lentils	*	*	*	*	*	*	*	6,606	*
Vetch / Grass peas	*	*	-	21,916	*	*	*	7,094	702
Soya beans	*	*	-	-	-	-	-	*	*
Fenugreek	*	*	-	*	*	3,194	*	*	*
Gibto	-	-	-	*	*	-	-	9,096	402
Oilseeds	4,430	*	*	13,876	1,227	8,522	744	172,979	17,170
Neug	-	-	-	*	*	*	*	33,329	5,321
Linseed	-	-	-	*	*	*	*	4,153	*
Groundnuts	*	*	*	-	-	-	-	*	*
Safflower	*	*	*	*	*	*	*	8,159	303
Sesame	*	*	*	6,310	694	-	-	10,774	*
Rapeseed	*	*	-	*	*	*	*	127,277	7,427
Vegetables	13,970	*	-	10,344	334	159,934	3,093	189,938	19,706
Lettuce	*	*	-	-	-	2,422	*	*	*
Head cabbage	5,155	*	-	*	*	15,220	94	12,337	*
Ethiopian cabbage	-	-	-	-	-	19,637	51	4,324	*
Tomatoes	-	-	-	*	*	17,683	*	*	*
Green peppers	*	*	-	*	*	18,323	143	4,115	*
Red peppers	*	*	-	6,614	*	119,875	2,613	178,937	19,501
Swiss chard	*	*	-	*	*	5,059	17	*	*
Root crops	9,754	*	-	10,935	211	131,387	3,090	154,884	4,997
Beetroot	*	*	-	-	-	8,780	17	6,976	26
Carrot	4,022	*	-	*	*	6,489	*	5,702	*
Onion	*	*	-	5,151	149	50,406	855	22,805	479
Potatoes	*	*	-	1,664	*	31,623	1,366	68,653	3,712
Garlic	*	*	-	3,140	*	71,846	767	75,012	628
Taro 'Godere'	-	-	-	-	-	-	-	-	-
Sweet potatoes	-	-	-	*	*	*	*	*	*
Other Temporary	*	*	-	*	*	29,231	115	32,590	*
Permanent crops				24,614	*	216,297	6,387	86,713	3,444
Avocado				-	-	5,650	14	*	*
Bananas				*	*	36,891	379	*	*
Guava				-	-	8,420	71	3,174	*
Lemons				-	-	10,685	*	*	*
Mangoes				*	*	11,482	*	12,482	*
Oranges				*	*	23,673	*	5,202	30
Papayas				*	*	20,106	227	*	*
Pineapples				-	-	-	-	-	-
Chat				*	*	46,536	1,269	11,773	245
Coffee	9,609	165	-	1,831	*	71,569	1,763	27,186	*
Hops / 'Gesho'				4,278	*	120,843	1,598	50,882	1,029
Enset				-	-	-	-	*	*
Sugar cane				-	-	29,515	568	*	*
Other permanent				*	*	13,741	66	*	*

Table1.3.1 Number of Holders, Inputs Applied Area and Quantity of Inputs used

North Gondar

Crop type	All Crop Area	All Fertilizers		Natural		DAP		
		Hectare	Quintal	Holder	Hectare	Holder	Hectare	Quintal
All	747,985	119,442	55,521	282,339	49,989	31,605	18,463	*
Cereals	503,253	104,641	49,185	222,162	39,990	29,105	18,335	*
Teff	125,744	38,903	14,952	11,281	2,749	22,706	11,615	*
Barley	54,387	13,249	*	43,375	*	*	*	*
Wheat	33,512	9,234	*	28,860	4,873	*	*	*
Maize	43,966	32,418	20,749	169,013	19,442	7,679	*	*
Sorghum	203,500	1,347	*	3,644	935	*	*	*
Finger millet	40,671	9,391	*	4,329	990	*	*	*
Oats / 'Aja'	*	*	*	*	*	*	*	*
Rice	*	-	-	-	-	-	-	-
Pulses	91,325	3,452	*	29,713	3,423	-	-	-
Horse / Faba beans	30,489	2,334	*	23,804	2,305	-	-	-
Field Peas	10,431	*	-	4,275	*	-	-	-
Haricot beans	*	-	-	-	-	-	-	-
Chick peas	30,865	*	-	*	*	-	-	-
Lentils	6,287	*	-	*	*	-	-	-
Vetch / Grass peas	6,867	*	-	*	*	-	-	-
Soya beans	-	-	-	-	-	-	-	-
Fenugreek	5,189	*	-	*	*	-	-	-
Gibto	-	-	-	-	-	-	-	-
Oilseeds	132,734	425	*	11,373	334	-	-	-
Neug	22,412	*	*	*	*	-	-	-
Linseed	4,598	129	*	*	83	-	-	-
Groundnuts	*	-	-	-	-	-	-	-
Safflower	1,147	*	-	*	*	-	-	-
Sesame	104,114	-	-	-	-	-	-	-
Rapeseed	256	153	*	6,354	*	-	-	-
Vegetables	7,338	*	*	85,120	1,660	3,534	*	*
Lettuce	*	*	-	*	*	-	-	-
Head cabbage	-	-	-	-	-	-	-	-
Ethiopian cabbage	*	*	-	*	*	-	-	-
Tomatoes	-	-	-	-	-	-	-	-
Green peppers	*	*	*	*	*	-	-	-
Red peppers	6,972	*	*	58,352	1,433	3,534	*	*
Swiss chard	-	-	-	-	-	-	-	-
Root crops	3,964	3,131	2,002	101,323	2,236	3,039	*	69
Beetroot	*	*	-	*	*	-	-	-
Carrot	*	-	-	-	-	-	-	-
Onion	*	*	*	5,617	*	*	*	*
Potatoes	2,726	2,209	*	48,872	1,779	-	-	-
Garlic	993	778	*	60,527	393	*	*	*
Taro 'Godere'	-	-	-	-	-	-	-	-
Sweet potatoes	-	-	-	-	-	-	-	-
Other Temporary	4,714	436	479	*	257	-	-	-
Permanent crops	4,658	2,241		41,769	2,090			
Avocado	-	-	-	-	-	-	-	-
Bananas	*	*		*	*			
Guava	-	-	-	-	-	-	-	-
Lemons	*	*		*	*			
Mangoes	-	-	-	-	-	-	-	-
Oranges	*	-	-	-	-	-	-	-
Papayas	*	*		*	*			
Pineapples	-	-	-	-	-	-	-	-
Chat	*	*		*	*			
Coffee	*	*		*	*			
Hops / 'Gesho'	3,078	1,934		35,981	1,782			
Enset	-	-	-	-	-	-	-	-
Sugar cane	*	*		*	*			
Other permanent	*	*		*	*			

(Table 1.3.1 cont'd.)

North Gondar

Crop type	UREA			UREA + DAP			INDIGENOUS SEED		
	Holder	Hectare	Quintal	Holder	Hectare	Quintal	Holder	Hectare	Quintal
All	58,183	18,749	10,068	69,192	32,241	37,068	508,417	741,454	372,929
Cereals	44,031	15,842	6,779	65,594	30,474	34,176	495,656	497,313	268,150
Teff	22,773	8,844	2,341	31,100	15,695	7,635	264,090	125,695	58,202
Barley	*	*	*	5,798	1,594	*	151,483	53,277	75,152
Wheat	*	*	*	*	*	*	110,003	33,372	44,856
Maize	20,098	2,577	1,893	41,862	9,300	17,955	303,935	39,642	16,462
Sorghum	*	*	*	*	*	*	308,205	203,500	57,265
Finger millet	*	*	*	*	*	*	128,916	40,417	14,786
Oats / 'Aja'	-	-	-	-	-	-	8,035	*	*
Rice	-	-	-	-	-	-	*	*	*
Pulses	*	*	*	-	-	-	222,812	91,212	85,238
Horse / Faba beans	*	*	*	-	-	-	146,810	30,489	34,871
Field Peas	-	-	-	-	-	-	55,884	10,431	12,464
Haricot beans	-	-	-	-	-	-	*	*	*
Chick peas	-	-	-	-	-	-	92,342	30,865	23,519
Lentils	-	-	-	-	-	-	27,558	6,287	5,564
Vetch / Grass peas	-	-	-	-	-	-	40,470	6,754	3,503
Soya beans	-	-	-	-	-	-	-	-	-
Fenugreek	-	-	-	-	-	-	34,264	5,189	4,084
Gibto	-	-	-	-	-	-	-	-	-
Oilseeds	*	*	*	*	*	*	239,923	132,734	19,540
Neug	*	*	*	-	-	-	83,730	22,412	5,250
Linseed	*	*	*	-	-	-	51,653	4,598	1,386
Groundnuts	-	-	-	-	-	-	*	*	*
Safflower	-	-	-	-	-	-	14,081	1,147	213
Sesame	-	-	-	-	-	-	122,114	104,114	12,557
Rapeseed	*	*	*	*	*	*	10,944	256	*
Vegetables	21,589	*	*	14,526	*	*	185,423	7,107	-
Lettuce	-	-	-	-	-	-	*	*	-
Head cabbage	-	-	-	-	-	-	-	-	-
Ethiopian cabbage	-	-	-	-	-	-	*	*	-
Tomatoes	-	-	-	-	-	-	-	-	-
Green peppers	*	*	*	-	-	-	21,024	*	-
Red peppers	20,101	*	*	14,526	*	*	149,785	6,742	-
Swiss chard	-	-	-	-	-	-	-	-	-
Root crops	11,972	*	*	10,486	*	*	157,834	3,791	-
Beetroot	-	-	-	-	-	-	*	*	-
Carrot	-	-	-	-	-	-	*	*	-
Onion	*	*	*	*	*	*	12,701	*	-
Potatoes	*	*	*	*	*	*	64,555	2,726	-
Garlic	10,389	*	*	*	*	*	102,489	820	-
Taro 'Godere'	-	-	-	-	-	-	-	-	-
Sweet potatoes	-	-	-	-	-	-	-	-	-
Other Temporary	*	*	*	*	*	*	56,127	4,675	-
Permanent crops							88,263	4,623	-
Avocado							-	-	-
Bananas							*	*	-
Guava							-	-	-
Lemons							8,884	*	-
Mangoes							-	-	-
Oranges							*	*	-
Papayas							10,664	*	-
Pineapples							-	-	-
Chat							*	*	-
Coffee							26,413	*	-
Hops / 'Gesho'							73,474	3,062	-
Enset							-	-	-
Sugar cane							*	*	-
Other permanent							4,279	*	-

(Table 1.3.1 Cont'd.)

North Gondar

Crop type	IMPROVED SEED			PESTICIDE		IRRIGATION		EXTENSION PACKAGE	
	Holder	Hectare	Quintal	Holder	Hectare	Holder	Hectare	Holder	Hectare
All	29,699	5,903	2,470	71,561	45,663	25,294	1,537	100,199	55,333
Cereals	27,976	5,686	2,470	68,131	44,983	4,041	758	93,405	52,671
Teff	*	*	-	18,476	*	*	*	45,705	18,857
Barley	*	*	*	*	*	*	*	13,697	3,536
Wheat	*	*	*	*	*	*	*	18,400	*
Maize	21,815	4,323	746	38,960	4,520	*	*	48,075	9,222
Sorghum	-	-	-	22,015	22,464	*	*	*	*
Finger millet	-	-	-	*	*	-	-	*	*
Oats / 'Aja'	-	-	-	-	-	-	-	-	-
Rice	*	*	*	-	-	-	-	*	*
Pulses	*	*	-	*	*	*	*	7,652	863
Horse / Faba beans	-	-	-	*	*	-	-	*	*
Field Peas	-	-	-	*	*	-	-	*	*
Haricot beans	-	-	-	*	*	-	-	*	*
Chick peas	-	-	-	*	*	*	*	-	-
Lentils	-	-	-	-	-	-	-	-	-
Vetch / Grass peas	*	*	-	-	-	-	-	-	-
Soya beans	-	-	-	-	-	-	-	-	-
Fenugreek	-	-	-	-	-	-	-	-	-
Gibto	-	-	-	-	-	-	-	-	-
Oilseeds	-	-	-	*	*	*	*	*	*
Neug	-	-	-	-	-	-	-	-	-
Linseed	-	-	-	*	*	-	-	*	*
Groundnuts	-	-	-	-	-	-	-	-	-
Safflower	-	-	-	-	-	*	*	-	-
Sesame	-	-	-	-	-	-	-	-	-
Rapeseed	-	-	-	-	-	-	-	*	*
Vegetables	*	*	-	*	*	*	*	*	*
Lettuce	-	-	-	-	-	-	-	-	-
Head cabbage	-	-	-	-	-	-	-	-	-
Ethiopian cabbage	-	-	-	-	-	-	-	-	-
Tomatoes	-	-	-	-	-	-	-	-	-
Green peppers	-	-	-	-	-	*	*	-	-
Red peppers	*	*	-	*	*	*	*	*	*
Swiss chard	-	-	-	-	-	-	-	-	-
Root crops	-	-	-	-	-	*	*	*	*
Beetroot	-	-	-	-	-	-	-	-	-
Carrot	-	-	-	-	-	-	-	-	-
Onion	-	-	-	-	-	*	*	*	*
Potatoes	-	-	-	-	-	*	*	*	*
Garlic	-	-	-	-	-	*	*	*	*
Taro 'Godere'	-	-	-	-	-	-	-	-	-
Sweet potatoes	-	-	-	-	-	-	-	-	-
Other Temporary	*	*	-	-	-	*	*	*	*
Permanent crops	-	-	-	-	-	13,999	412	*	*
Avocado	-	-	-	-	-	-	-	-	-
Bananas	-	-	-	-	-	*	*	-	-
Guava	-	-	-	-	-	-	-	-	-
Lemons	-	-	-	-	-	*	*	-	-
Mangoes	-	-	-	-	-	-	-	-	-
Oranges	-	-	-	-	-	*	*	-	-
Papayas	-	-	-	-	-	*	*	-	-
Pineapples	-	-	-	-	-	-	-	-	-
Chat	-	-	-	-	-	*	*	-	-
Coffee	-	-	-	-	-	*	*	*	*
Hops / 'Gesho'	-	-	-	-	-	*	*	*	*
Enset	-	-	-	-	-	-	-	-	-
Sugar cane	-	-	-	-	-	-	-	-	-
Other permanent	-	-	-	-	-	*	*	-	-

Table1.3.2 Number of Holders, Inputs Applied Area and Quantity of Inputs used

South Gondar

Crop type	All Crop Area	All Fertilizers		Natural		DAP		
		Hectare	Quintal	Holder	Hectare	Holder	Hectare	Quintal
All	539,372	161,613	93,964	338,556	56,919	52,059	29,623	25,187
Cereals	390,437	145,513	86,563	286,435	44,058	51,509	28,771	22,197
Teff	118,589	54,593	38,715	23,655	3,879	28,330	10,096	7,633
Barley	40,382	9,672	6,221	34,596	4,541	*	*	*
Wheat	70,675	22,605	12,522	43,022	7,635	*	*	*
Maize	42,294	33,668	15,190	246,855	24,220	7,733	1,213	*
Sorghum	43,422	2,487	*	22,420	2,209	-	-	-
Finger millet	48,929	22,039	13,890	8,369	*	28,694	*	*
Oats / 'Aja'	*	-	-	-	-	-	-	-
Rice	*	*	-	*	*	-	-	-
Pulses	97,641	4,508	*	48,957	4,263	*	*	*
Horse / Faba beans	36,838	2,718	*	38,012	2,654	-	-	-
Field Peas	10,737	*	-	*	*	-	-	-
Haricot beans	*	*	-	*	*	-	-	-
Chick peas	18,459	686	*	4,965	563	-	-	-
Lentils	3,547	*	-	*	*	-	-	-
Vetch / Grass peas	11,756	*	-	*	*	-	-	-
Soya beans	-	-	-	-	-	-	-	-
Fenugreek	221	*	-	*	*	-	-	-
Gibto	*	*	*	*	*	*	*	*
Oilseeds	33,153	2,407	*	36,223	1,231	*	*	*
Neug	19,417	*	*	*	*	*	*	*
Linseed	9,900	428	*	6,036	287	*	*	*
Groundnuts	*	-	-	-	-	-	-	-
Safflower	*	*	-	*	*	-	-	-
Sesame	*	*	-	*	*	-	-	-
Rapeseed	2,335	1,226	*	29,652	624	*	*	*
Vegetables	3,538	2,289	1,235	72,095	1,056	-	-	-
Lettuce	-	-	-	-	-	-	-	-
Head cabbage	*	*	-	*	*	-	-	-
Ethiopian cabbage	*	*	-	*	*	-	-	-
Tomatoes	*	*	-	*	*	-	-	-
Green peppers	97	68	*	*	*	-	-	-
Red peppers	3,325	2,177	1,227	53,570	962	-	-	-
Swiss chard	*	*	-	*	*	-	-	-
Root crops	9,961	4,801	902	156,534	4,283	*	*	*
Beetroot	-	-	-	-	-	-	-	-
Carrot	-	-	-	-	-	-	-	-
Onion	*	*	*	3,207	*	-	-	-
Potatoes	8,952	4,140	*	71,136	3,844	*	*	*
Garlic	757	511	*	113,058	400	-	-	-
Taro 'Godere'	-	-	-	-	-	-	-	-
Sweet potatoes	*	*	*	*	*	-	-	-
Other Temporary	499	349	*	44,467	317	-	-	-
Permanent crops	*	1,746		77,377	1,710			
Avocado	*	*		*	*			
Bananas	*	-		-	-			
Guava	*	*		*	*			
Lemons	*	*		*	*			
Mangoes	-	-		-	-			
Oranges	*	*		*	*			
Papayas	*	*		*	*			
Pineapples	-	-		-	-			
Chat	*	*		*	*			
Coffee	*	*		*	*			
Hops / 'Geshe'	*	1,414		76,248	1,378			
Enset	-	-		-	-			
Sugar cane	*	-		-	-			
Other permanent	*	*		*	*			

(Table 1.3.2 cont'd.)

South Gondar

[illegible]

(Table 1.3.2 Cont'd.)

South Gondar

Crop type	IMPROVED SEED			PESTICIDE		IRRIGATION		EXTENSION PACKAGE	
	Holder	Hectare	Quintal	Holder	Hectare	Holder	Hectare	Holder	Hectare
All	17,300	3,163	4,456	45,985	19,466	56,769	2,774	192,985	111,137
Cereals	14,594	2,959	4,321	45,985	19,286	9,790	888	182,208	107,135
Teff	*	*	*	25,613	9,992	*	*	122,995	47,504
Barley	*	*	*	*	*	*	*	29,742	5,333
Wheat	6,509	*	*	17,826	*	-	-	53,788	19,589
Maize	*	*	*	*	*	5,433	*	63,163	13,849
Sorghum	-	-	-	*	*	-	-	*	*
Finger millet	*	*	-	*	*	*	*	44,778	20,039
Oats / 'Aja'	-	-	-	*	*	-	-	-	-
Rice	-	-	-	-	-	-	-	*	*
Pulses	*	*	*	*	*	*	*	9,679	660
Horse / Faba beans	-	-	-	-	-	-	-	*	*
Field Peas	-	-	-	-	-	-	-	-	-
Haricot beans	*	*	*	-	-	-	-	*	*
Chick peas	*	*	-	-	-	*	*	*	*
Lentils	-	-	-	-	-	-	-	-	-
Vetch / Grass peas	-	-	-	*	*	-	-	-	-
Soya beans	-	-	-	-	-	-	-	-	-
Fenugreek	-	-	-	-	-	*	*	-	-
Gibto	-	-	-	*	*	-	-	*	*
Oilseeds	-	-	-	*	*	*	*	21,774	1,130
Neug	-	-	-	-	-	*	*	*	*
Linseed	-	-	-	-	-	*	*	*	*
Groundnuts	-	-	-	-	-	-	-	-	-
Safflower	-	-	-	-	-	-	-	*	*
Sesame	-	-	-	-	-	-	-	-	-
Rapeseed	-	-	-	*	*	*	*	16,851	734
Vegetables	-	-	-	-	-	24,928	302	19,581	*
Lettuce	-	-	-	-	-	-	-	-	-
Head cabbage	-	-	-	-	-	-	-	*	*
Ethiopian cabbage	-	-	-	-	-	-	-	*	*
Tomatoes	-	-	-	-	-	*	*	-	-
Green peppers	-	-	-	-	-	*	*	*	*
Red peppers	-	-	-	-	-	*	*	19,045	*
Swiss chard	-	-	-	-	-	-	-	-	-
Root crops	*	*	-	-	-	12,377	135	30,187	*
Beetroot	-	-	-	-	-	-	-	-	-
Carrot	-	-	-	-	-	-	-	-	-
Onion	*	*	-	-	-	*	*	*	*
Potatoes	*	*	-	-	-	*	*	*	*
Garlic	-	-	-	-	-	8,618	*	14,056	83
Taro 'Godere'	-	-	-	-	-	-	-	-	-
Sweet potatoes	-	-	-	-	-	-	-	*	*
Other Temporary	-	-	-	-	-	*	*	6,485	47
Permanent crops	-	-	-	-	-	25,827	349	11,375	*
Avocado	-	-	-	-	-	*	*	-	-
Bananas	-	-	-	-	-	*	*	-	-
Guava	-	-	-	-	-	*	*	-	-
Lemons	-	-	-	-	-	*	*	-	-
Mangoes	-	-	-	-	-	-	-	-	-
Oranges	-	-	-	-	-	*	*	-	-
Papayas	-	-	-	-	-	*	*	-	-
Pineapples	-	-	-	-	-	-	-	-	-
Chat	-	-	-	-	-	*	*	*	*
Coffee	-	-	-	-	-	*	*	*	*
Hops / 'Geshe'	-	-	-	-	-	20,947	192	10,825	*
Enset	-	-	-	-	-	-	-	-	-
Sugar cane	-	-	-	-	-	-	-	-	-
Other permanent	-	-	-	-	-	*	*	-	-

Table1.3.3 Number of Holders, Inputs Applied Area and Quantity of Inputs used

North Wolo

Crop type	All Crop Area	All Fertilizers		Natural		DAP		
		Hectare	Quintal	Holder	Hectare	Holder	Hectare	Quintal
All	259,425	56,351	13,392	197,595	44,440	*	*	*
Cereals	199,709	45,409	13,109	166,679	33,604	*	*	*
Teff	65,309	8,559	1,289	34,726	5,962	*	*	*
Barley	48,467	15,627	*	87,849	14,048	-	-	-
Wheat	33,443	11,547	10,133	31,182	4,368	*	*	*
Maize	5,722	3,016	-	61,141	3,016	-	-	-
Sorghum	43,834	6,069	*	22,842	5,643	-	-	-
Finger millet	1,124	422	-	6,650	422	-	-	-
Oats / 'Aja'	1,809	168	*	2,541	*	-	-	-
Rice	-	-	-	-	-	-	-	-
Pulses	51,192	8,517	*	53,027	8,462	-	-	-
Horse / Faba beans	13,276	3,536	-	35,560	3,536	-	-	-
Field Peas	11,781	1,776	-	18,144	1,776	-	-	-
Haricot beans	*	*	-	*	*	-	-	-
Chick peas	6,802	*	-	*	*	-	-	-
Lentils	9,699	*	*	5,956	*	-	-	-
Vetch / Grass peas	4,437	*	-	*	*	-	-	-
Soya beans	*	-	-	-	-	-	-	-
Fenugreek	2,919	*	-	10,743	*	-	-	-
Gibto	-	-	-	-	-	-	-	-
Oilseeds	4,912	695	*	10,311	678	-	-	-
Neug	881	*	-	2,211	*	-	-	-
Linseed	3,476	170	-	5,102	170	-	-	-
Groundnuts	-	-	-	-	-	-	-	-
Safflower	*	*	*	*	*	-	-	-
Sesame	*	*	-	*	*	-	-	-
Rapeseed	*	*	-	*	*	-	-	-
Vegetables	760	453	*	64,282	437	-	-	-
Lettuce	*	*	-	*	*	-	-	-
Head cabbage	*	*	*	*	*	-	-	-
Ethiopian cabbage	159	108	*	38,561	107	-	-	-
Tomatoes	*	-	-	-	-	-	-	-
Green peppers	114	*	-	*	*	-	-	-
Red peppers	456	258	*	14,990	244	-	-	-
Swiss chard	*	*	-	*	*	-	-	-
Root crops	1,523	894	*	76,646	876	-	-	-
Beetroot	*	*	-	*	*	-	-	-
Carrot	*	*	-	*	*	-	-	-
Onion	89	*	-	2,943	*	-	-	-
Potatoes	627	425	-	32,681	425	-	-	-
Garlic	796	440	*	63,795	422	-	-	-
Taro 'Godere'	-	-	-	-	-	-	-	-
Sweet potatoes	-	-	-	-	-	-	-	-
Other Temporary	295	49	-	12,139	49	-	-	-
Permanent crops	1,035	335		18,612	334			
Avocado	*	*		*	*			
Bananas	*	-		-	-			
Guava	*	*		*	*			
Lemons	*	*		*	*			
Mangoes	*	*		*	*			
Oranges	*	*		*	*			
Papayas	*	*		*	*			
Pineapples	-	-		-	-			
Chat	*	21		4,326	21			
Coffee	310	*		*	*			
Hops / 'Geshe'	425	*		11,429	*			
Enset	-	-		-	-			
Sugar cane	*	-		-	-			
Other permanent	*	*		*	*			

(Table 1.3.3 Cont'd.)

North Wolo

	IMPROVED SEED			PESTICIDE		IRRIGATION		EXTENSION PACKAGE	
Crop type	Holder	Hectare	Quintal	Holder	Hectare	Holder	Hectare	Holder	Hectare
All	9,041	1,523	*	13,706	*	36,588	2,772	35,093	8,654
Cereals	7,934	1,497	*	*	*	8,579	*	33,263	8,485
Teff	-	-	-	*	*	2,610	*	8,933	1,793
Barley	-	-	-	*	*	-	-	*	*
Wheat	6,762	1,197	*	*	*	*	*	23,370	*
Maize	*	*	-	*	*	*	*	*	*
Sorghum	*	*	*	*	*	*	*	*	*
Finger millet	-	-	-	-	-	*	*	-	-
Oats / ‘Aja’	-	-	-	-	-	-	-	-	-
Rice	-	-	-	-	-	-	-	-	-
Pulses	-	-	-	*	*	4,066	546	*	*
Horse / Faba beans	-	-	-	*	*	*	*	*	*
Field Peas	-	-	-	-	-	*	*	*	*
Haricot beans	-	-	-	-	-	*	*	-	-
Chick peas	-	-	-	*	*	*	*	-	-
Lentils	-	-	-	-	-	-	-	*	*
Vetch / Grass peas	-	-	-	-	-	-	-	-	-
Soya beans	-	-	-	-	-	-	-	-	-
Fenugreek	-	-	-	-	-	-	-	-	-
Gibto	-	-	-	-	-	-	-	-	-
Oilseeds	-	-	-	*	*	*	*	*	*
Neug	-	-	-	-	-	*	*	-	-
Linseed	-	-	-	*	*	-	-	-	-
Groundnuts	-	-	-	-	-	-	-	-	-
Safflower	-	-	-	-	-	*	*	*	*
Sesame	-	-	-	*	*	-	-	-	-
Rapeseed	-	-	-	-	-	-	-	-	-
Vegetables	*	*	-	*	*	10,565	177	*	*
Lettuce	-	-	-	-	-	-	-	-	-
Head cabbage	-	-	-	-	-	*	*	-	-
Ethiopian cabbage	-	-	-	-	-	2,681	*	*	*
Tomatoes	-	-	-	-	-	*	*	-	-
Green peppers	*	*	-	*	*	*	*	*	*
Red peppers	-	-	-	*	*	8,636	142	*	*
Swiss chard	-	-	-	-	-	*	*	-	-
Root crops	-	-	-	*	*	15,094	227	*	*
Beetroot	-	-	-	-	-	-	-	-	-
Carrot	-	-	-	-	-	*	*	-	-
Onion	-	-	-	-	-	*	*	-	-
Potatoes	-	-	-	*	*	*	*	*	*
Garlic	-	-	-	-	-	11,332	101	*	*
Taro ‘Godere’	-	-	-	-	-	-	-	-	-
Sweet potatoes	-	-	-	-	-	-	-	-	-
Other Temporary	-	-	-	-	-	*	*	-	-
Permanent crops				*	*	13,421	*	-	-
Avocado				-	-	*	*	-	-
Bananas				-	-	*	*	-	-
Guava				-	-	*	*	-	-
Lemons				-	-	*	*	-	-
Mangoes				-	-	*	*	-	-
Oranges				-	-	*	*	-	-
Papayas				-	-	*	*	-	-
Pineapples				-	-	-	-	-	-
Chat				*	*	*	*	-	-
Coffee	*	*	-	-	-	*	*	-	-
Hops / ‘Gesho’				-	-	9,193	*	-	-
Enset				-	-	-	-		
Sugar cane				-	-	*	*	-	-
Other permanent				-	-	-	-	-	

Table1.3.4 Number of Holders, Inputs Applied Area and Quantity of Inputs used

South Wolo

Crop type	All Crop Area	All Fertilizers		Natural		DAP		
		Hectare	Quintal	Holder	Hectare	Holder	Hectare	Quintal
All	436,790	202,500	109,660	418,894	107,175	4,923	991	*
Cereals	299,931	171,100	108,514	356,491	76,833	4,262	983	*
Teff	115,343	63,321	40,274	112,443	19,189	2,437	*	*
Barley	43,389	17,772	622	163,143	17,349	-	-	-
Wheat	89,360	62,813	67,017	135,381	13,261	2,420	*	*
Maize	14,364	12,105	*	177,287	12,057	*	*	*
Sorghum	32,974	13,433	*	54,272	13,377	-	-	-
Finger millet	964	656	-	15,446	656	-	-	-
Oats / 'Aja'	3,536	1,000	*	14,583	944	-	-	-
Rice	-	-	-	-	-	-	-	-
Pulses	121,221	24,575	*	179,321	23,529	-	-	-
Horse / Faba beans	41,873	13,985	*	126,928	13,929	-	-	-
Field Peas	21,439	3,181	-	41,182	3,181	-	-	-
Haricot beans	7,050	*	-	31,240	*	-	-	-
Chick peas	13,445	990	-	8,232	990	-	-	-
Lentils	12,405	1,436	-	20,231	1,436	-	-	-
Vetch / Grass peas	13,890	*	-	5,302	*	-	-	-
Soya beans	*	-	-	-	-	-	-	-
Fenugreek	11,069	2,134	*	28,688	1,144	-	-	-
Gibto	-	-	-	-	-	-	-	-
Oilseeds	6,752	737	-	38,336	737	-	-	-
Neug	4,474	*	-	6,200	*	-	-	-
Linseed	1,705	273	-	14,038	273	-	-	-
Groundnuts	-	-	-	-	-	-	-	-
Safflower	*	*	-	*	*	-	-	-
Sesame	*	*	-	*	*	-	-	-
Rapeseed	*	*	-	*	*	-	-	-
Vegetables	1,239	729	-	116,177	729	-	-	-
Lettuce	*	*	-	5,736	*	-	-	-
Head cabbage	*	*	-	7,275	*	-	-	-
Ethiopian cabbage	217	147	-	46,279	147	-	-	-
Tomatoes	*	*	-	10,660	*	-	-	-
Green peppers	73	53	-	10,425	53	-	-	-
Red peppers	837	421	-	42,021	421	-	-	-
Swiss chard	*	*	-	10,153	*	-	-	-
Root crops	1,691	1,163	*	134,033	1,152	*	*	*
Beetroot	*	*	-	5,939	*	-	-	-
Carrot	*	*	-	10,265	*	-	-	-
Onion	*	*	*	27,503	*	-	-	-
Potatoes	248	204	-	25,815	204	-	-	-
Garlic	739	463	*	92,678	455	*	*	*
Taro 'Godere'	-	-	-	-	-	-	-	-
Sweet potatoes	*	*	-	*	*	-	-	-
Other Temporary	*	*	-	54,854	*	-	-	-
Permanent crops	5,272	3,700		106,127	3,700			
Avocado	*	*		*	*			
Bananas	16	*		*	*			
Guava	*	*		5,558	*			
Lemons	*	-		-	-			
Mangoes	-	-		-	-			
Oranges	*	*		*	*			
Papayas	*	*		*	*			
Pineapples	-	-		-	-			
Chat	3,177	*		53,155	*			
Coffee	979	*		31,395	*			
Hops / 'Geshe'	685	406		39,890	406			
Enset	*	*		*	*			
Sugar cane	*	*		*	*			
Other permanent	40	*		6,244	*			

(Table 1.3.4 cont'd.)

South Wolo

Crop type	UREA			UREA + DAP			INDIGENOUS SEED		
	Holder	Hectare	Quintal	Holder	Hectare	Quintal	Holder	Hectare	Quintal
All	29,229	9,058	3,532	144,948	85,276	105,079	582,622	433,998	377,601
Cereals	29,229	9,057	3,508	144,948	84,227	103,976	565,805	297,336	225,813
Teff	21,451	6,205	2,236	90,526	37,428	37,736	344,063	115,323	35,554
Barley	*	*	*	*	*	*	278,252	43,330	60,466
Wheat	13,408	2,663	1,042	124,157	46,419	65,266	348,447	86,890	108,230
Maize	-	-	-	*	*	*	210,054	14,331	9,759
Sorghum	*	*	*	-	-	-	103,584	32,962	7,192
Finger millet	-	-	-	-	-	-	19,206	964	299
Oats / 'Aja'	-	-	-	*	*	*	46,915	3,536	4,315
Rice	-	-	-	-	-	-	-	-	-
Pulses	-	-	-	*	*	*	458,133	121,100	150,285
Horse / Faba beans	-	-	-	*	*	*	316,270	41,873	65,519
Field Peas	-	-	-	-	-	-	167,645	21,333	26,920
Haricot beans	-	-	-	-	-	-	78,949	7,047	8,706
Chick peas	-	-	-	-	-	-	88,833	13,445	14,109
Lentils	-	-	-	-	-	-	115,766	12,405	11,840
Vetch / Grass peas	-	-	-	-	-	-	94,132	13,890	16,679
Soya beans	-	-	-	-	-	-	*	*	*
Fenugreek	-	-	-	*	*	*	105,558	11,057	6,394
Gibto	-	-	-	-	-	-	-	-	-
Oilseeds	-	-	-	-	-	-	117,218	6,752	1,502
Neug	-	-	-	-	-	-	55,492	4,474	765
Linseed	-	-	-	-	-	-	56,568	1,705	582
Groundnuts	-	-	-	-	-	-	-	-	-
Safflower	-	-	-	-	-	-	*	*	*
Sesame	-	-	-	-	-	-	*	*	*
Rapeseed	-	-	-	-	-	-	*	*	*
Vegetables	-	-	-	-	-	-	162,638	1,232	-
Lettuce	-	-	-	-	-	-	5,658	*	-
Head cabbage	-	-	-	-	-	-	7,869	*	-
Ethiopian cabbage	-	-	-	-	-	-	66,014	217	-
Tomatoes	-	-	-	-	-	-	13,096	*	-
Green peppers	-	-	-	-	-	-	15,844	73	-
Red peppers	-	-	-	-	-	-	66,750	837	-
Swiss chard	-	-	-	-	-	-	10,779	39	-
Root crops	*	*	*	*	*	*	201,212	1,657	-
Beetroot	-	-	-	-	-	-	7,132	*	-
Carrot	-	-	-	-	-	-	13,786	*	-
Onion	-	-	-	*	*	*	35,714	*	-
Potatoes	-	-	-	-	-	-	33,885	248	-
Garlic	*	*	*	-	-	-	150,640	739	-
Taro 'Godere'	-	-	-	-	-	-	-	-	-
Sweet potatoes	-	-	-	-	-	-	*	*	-
Other Temporary	-	-	-	-	-	-	83,340	*	-
Permanent crops							149,403	5,237	
Avocado							*	*	
Bananas							3,754	16	
Guava							7,436	*	
Lemons							*	*	
Mangoes							-	-	
Oranges							*	*	
Papayas							*	*	
Pineapples							-	-	
Chat							71,195	3,173	
Coffee							42,289	957	
Hops / 'Geshe'							72,393	683	
Enset							*	*	
Sugar cane							7,438	*	
Other permanent							13,554	32	

(Table 1.3.4 Cont'd.)

South Wolo

Crop type	IMPROVED SEED			PESTICIDE		IRRIGATION		EXTENSION PACKAGE	
	Holder	Hectare	Quintal	Holder	Hectare	Holder	Hectare	Holder	Hectare
All	26,453	2,724	3,890	23,894	*	41,336	2,159	52,488	12,131
Cereals	20,951	2,536	3,890	19,559	*	6,795	544	49,369	11,910
Teff	*	*	-	*	*	-	-	16,901	3,356
Barley	-	-	-	*	*	*	*	*	*
Wheat	20,357	2,471	3,890	4,160	*	*	*	42,104	7,987
Maize	*	*	-	*	*	2,443	*	*	*
Sorghum	*	*	-	*	*	*	*	*	*
Finger millet	-	-	-	-	-	*	*	-	-
Oats / 'Aja'	-	-	-	-	-	-	-	*	*
Rice	-	-	-	-	-	-	-	-	-
Pulses	*	*	-	*	*	*	*	*	*
Horse / Faba beans	-	-	-	*	*	*	*	*	*
Field Peas	*	*	-	-	-	*	*	-	-
Haricot beans	-	-	-	-	-	*	*	-	-
Chick peas	-	-	-	*	*	-	-	-	-
Lentils	-	-	-	-	-	*	*	-	-
Vetch / Grass peas	-	-	-	-	-	*	*	-	-
Soya beans	-	-	-	-	-	-	-	-	-
Fenugreek	*	*	-	-	-	-	-	*	*
Gibto	-	-	-	-	-	-	-	-	-
Oilseeds	-	-	-	-	-	-	-	*	*
Neug	-	-	-	-	-	-	-	-	-
Linseed	-	-	-	-	-	-	-	*	*
Groundnuts	-	-	-	-	-	-	-	-	-
Safflower	-	-	-	-	-	-	-	-	-
Sesame	-	-	-	-	-	-	-	-	-
Rapeseed	-	-	-	-	-	-	-	*	*
Vegetables	*	*	-	*	*	20,888	*	*	*
Lettuce	*	*	-	-	-	2,422	*	*	*
Head cabbage	*	*	-	-	-	*	*	*	*
Ethiopian cabbage	-	-	-	-	-	*	*	-	-
Tomatoes	-	-	-	-	-	*	*	-	-
Green peppers	-	-	-	*	*	-	-	-	-
Red peppers	-	-	-	*	*	16,524	*	*	*
Swiss chard	*	*	-	-	-	*	*	*	*
Root crops	*	*	-	*	*	13,499	129	*	*
Beetroot	-	-	-	-	-	2,396	*	*	*
Carrot	*	*	-	-	-	2,428	*	*	*
Onion	*	*	-	-	-	3,144	10	*	*
Potatoes	-	-	-	-	-	*	*	-	-
Garlic	-	-	-	*	*	7,901	77	*	*
Taro 'Godere'	-	-	-	-	-	-	-	-	-
Sweet potatoes	-	-	-	-	-	*	*	-	-
Other Temporary	-	-	-	-	-	*	*	*	*
Permanent crops				3,003	*	18,668	*	*	*
Avocado				-	-	*	*	-	-
Bananas				-	-	*	*	-	-
Guava				-	-	*	*	*	*
Lemons				-	-	-	-	-	-
Mangoes				-	-	-	-	-	-
Oranges				-	-	*	*	*	*
Papayas				*	*	*	*	-	-
Pineapples				-	-	-	-	-	-
Chat				*	*	*	*	-	-
Coffee	*	*	-	-	-	*	*	*	*
Hops / 'Gescho'				*	*	3,712	*	-	-
Enset				-	-	-	-	-	-
Sugar cane				-	-	*	*	-	-
Other permanent				-	-	*	*	-	-

Table1.3.5 Number of Holders, Inputs Applied Area and Quantity of Inputs used

North Shewa

Crop type	All Crop Area	All Fertilizers		Natural		DAP		
		Hectare	Quintal	Holder	Hectare	Holder	Hectare	Quintal
All	527,010	188,260	135,960	309,399	73,660	30,467	17,808	14,219
Cereals	393,932	159,886	123,496	229,024	50,709	25,460	16,617	*
Teff	136,098	70,077	48,499	52,174	11,481	20,582	*	*
Barley	58,638	15,373	3,607	94,740	11,597	*	*	*
Wheat	78,579	49,394	68,030	43,791	5,983	6,999	1,381	1,526
Maize	10,026	5,271	263	119,755	5,032	*	*	*
Sorghum	110,076	19,760	*	49,949	16,607	*	*	*
Finger millet	-	-	-	-	-	-	-	-
Oats / 'Aja'	*	*	-	*	*	-	-	-
Rice	*	*	*	-	-	*	*	*
Pulses	111,869	21,178	*	134,199	19,013	*	*	*
Horse / Faba beans	42,030	14,127	*	102,345	13,386	*	*	*
Field Peas	9,104	1,484	*	20,164	1,472	*	*	*
Haricot beans	7,985	*	*	22,342	*	*	*	*
Chick peas	25,724	2,073	*	8,671	1,590	*	*	*
Lentils	18,828	943	*	6,193	321	*	*	*
Vetch / Grass peas	5,782	*	*	*	*	-	-	-
Soya beans	-	-	-	-	-	-	-	-
Fenugreek	2,415	414	98	11,992	136	-	-	-
Gibto	-	-	-	-	-	-	-	-
Oilseeds	11,391	1,643	2,769	29,697	628	*	*	*
Neug	1,710	*	*	7,380	*	*	*	*
Linseed	4,774	98	*	4,197	39	-	-	-
Groundnuts	-	-	-	-	-	-	-	-
Safflower	2,311	961	*	8,816	245	*	*	*
Sesame	2,528	354	*	4,574	175	*	*	*
Rapeseed	68	*	*	8,681	*	-	-	-
Vegetables	2,177	1,456	*	135,727	967	2,912	30	*
Lettuce	3	*	*	*	*	-	-	-
Head cabbage	28	*	*	7,646	*	-	-	-
Ethiopian cabbage	136	83	*	54,460	74	-	-	-
Tomatoes	*	77	*	13,330	53	*	*	*
Green peppers	*	*	*	21,654	*	-	-	-
Red peppers	1,516	1,070	*	63,905	636	*	*	*
Swiss chard	11	5	*	6,514	4	-	-	-
Root crops	3,258	2,490	*	135,939	780	*	*	*
Beetroot	*	8	*	5,724	6	-	-	-
Carrot	14	10	*	7,150	8	-	-	-
Onion	1,798	1,296	*	64,750	341	*	*	*
Potatoes	*	70	*	18,732	67	-	-	-
Garlic	1,306	1,094	*	98,583	349	*	*	*
Taro 'Godere'	-	-	-	-	-	-	-	-
Sweet potatoes	16	11	*	3,249	*	-	-	-
Other Temporary	416	119	*	21,356	75	-	-	-
Permanent crops	3,968	1,489		76,196	1,488			
Avocado	*	*		*	*			
Bananas	*	*		4,678	*			
Guava	*	*		*	*			
Lemons	*	*		2,374	*			
Mangoes	*	*		*	*			
Oranges	*	*		5,125	*			
Papayas	*	*		5,317	*			
Pineapples	*	*		*	*			
Chat	138	*		5,581	*			
Coffee	535	250		18,761	250			
Hops / 'Gesho'	2,730	1,112		57,412	1,111			
Enset	-	-		-	-			
Sugar cane	*	*		4,065	*			
Other permanent	29	13		8,921	13			

(Table 1.3.5 cont'd.)

North Shewa

Crop type	UREA			UREA + DAP			INDIGENOUS SEED		
	Holder	Hectare	Quintal	Holder	Hectare	Quintal	Holder	Hectare	Quintal
All	91,652	42,235	35,858	91,879	54,557	85,884	448,714	524,077	421,166
Cereals	84,095	40,276	32,763	86,123	52,284	79,013	429,493	391,842	264,627
Teff	65,524	21,379	12,182	56,203	23,287	27,176	289,839	135,946	39,981
Barley	12,578	*	*	4,905	560	772	209,599	58,317	79,824
Wheat	41,840	14,925	16,990	64,917	27,105	49,514	228,097	76,981	119,643
Maize	4,688	211	*	*	*	*	187,301	10,016	4,500
Sorghum	*	*	*	*	*	*	179,621	110,067	20,421
Finger millet	-	-	-	-	-	-	-	-	-
Oats / 'Aja'	-	-	-	-	-	-	*	*	*
Rice	-	-	-	-	-	-	*	*	*
Pulses	*	*	*	6,454	*	*	310,338	111,241	154,874
Horse / Faba beans	*	*	*	*	*	*	211,278	41,971	81,953
Field Peas	-	-	-	-	-	-	79,504	9,103	12,230
Haricot beans	*	*	*	-	-	-	61,664	7,985	*
Chick peas	*	*	*	-	-	-	98,601	25,724	27,048
Lentils	*	*	*	*	*	*	105,643	18,271	16,232
Vetch / Grass peas	-	-	-	*	*	*	29,042	5,782	7,849
Soya beans	-	-	-	-	-	-	-	-	-
Fenugreek	*	*	*	*	*	*	55,025	2,404	1,135
Gibto	-	-	-	-	-	-	-	-	-
Oilseeds	8,161	279	*	3,580	126	*	138,746	11,389	1,665
Neug	*	*	*	-	-	-	39,044	1,708	158
Linseed	*	*	*	*	*	*	62,017	4,774	1,204
Groundnuts	-	-	-	-	-	-	-	-	-
Safflower	2,920	*	153	*	*	*	34,960	2,311	152
Sesame	*	*	*	*	*	*	39,284	2,528	136
Rapeseed	*	*	*	-	-	-	12,347	68	*
Vegetables	*	*	*	5,888	*	*	218,658	2,174	-
Lettuce	-	-	-	*	*	*	5,017	*	*
Head cabbage	*	*	*	*	*	*	16,485	28	-
Ethiopian cabbage	*	*	*	*	*	*	83,219	136	-
Tomatoes	*	*	*	*	*	*	22,400	*	-
Green peppers	*	*	*	*	*	*	39,274	*	-
Red peppers	*	*	*	*	*	*	112,272	1,516	-
Swiss chard	-	-	-	*	*	*	12,048	10	-
Root crops	16,118	*	*	15,150	*	*	238,064	3,254	-
Beetroot	*	*	*	-	-	-	11,829	*	-
Carrot	*	*	*	*	*	*	9,122	12	-
Onion	9,868	197	*	11,281	*	*	127,524	1,798	-
Potatoes	-	-	-	*	*	*	26,084	*	-
Garlic	*	*	*	8,550	*	*	173,111	1,305	-
Taro 'Godere'	-	-	-	-	-	-	-	-	-
Sweet potatoes	*	*	*	-	-	-	5,988	16	-
Other Temporary	*	*	*	*	*	*	45,989	393	-
Permanent crops							172,883	3,784	
Avocado							*	*	
Bananas							11,015	*	
Guava							5,802	*	
Lemons							10,521	*	
Mangoes							*	*	
Oranges							12,030	*	
Papayas							13,070	*	
Pineapples							*	*	
Chat							17,258	138	
Coffee							48,504	522	
Hops / 'Geshe'							140,483	2,588	
Enset							-	-	
Sugar cane							14,676	*	
Other permanent							22,925	29	

(Table 1.3.5 Cont'd.)

North Shewa

Crop type	IMPROVED SEED			PESTICIDE		IRRIGATION		EXTENSION PACKAGE	
	Holder	Hectare	Quintal	Holder	Hectare	Holder	Hectare	Holder	Hectare
All	18,125	2,451	3,118	109,415	66,800	88,780	4,797	100,212	48,764
Cereals	6,608	1,765	2,579	94,673	55,391	12,409	*	83,089	45,031
Teff	*	*	-	42,473	15,129	*	*	52,541	15,449
Barley	*	*	*	20,151	3,210	*	*	14,984	1,433
Wheat	5,714	1,598	2,535	35,787	9,433	*	*	56,785	25,675
Maize	*	*	-	11,801	412	*	*	*	*
Sorghum	-	-	-	46,135	27,201	*	*	*	*
Finger millet	-	-	-	-	-	-	-	-	-
Oats / 'Aja'	-	-	-	*	*	-	-	-	-
Rice	-	-	-	-	-	-	-	-	-
Pulses	*	*	*	29,976	*	6,208	*	16,390	2,107
Horse / Faba beans	*	*	*	*	*	*	*	5,716	*
Field Peas	-	-	-	3,939	282	*	*	*	*
Haricot beans	-	-	-	*	*	-	-	*	*
Chick peas	-	-	-	*	*	*	*	*	*
Lentils	*	*	*	*	*	*	*	*	*
Vetch / Grass peas	-	-	-	*	*	*	*	*	*
Soya beans	-	-	-	-	-	-	-	-	-
Fenugreek	*	*	-	-	-	*	*	*	*
Gibto	-	-	-	-	-	-	-	-	-
Oilseeds	-	-	-	6,973	491	*	*	*	*
Neug	-	-	-	*	*	-	-	*	*
Linseed	-	-	-	*	*	*	*	*	*
Groundnuts	-	-	-	-	-	-	-	-	-
Safflower	-	-	-	*	*	-	-	*	*
Sesame	-	-	-	*	*	-	-	*	*
Rapeseed	-	-	-	-	-	*	*	*	*
Vegetables	*	*	-	3,403	*	49,497	880	18,565	*
Lettuce	*	*	-	-	-	-	-	*	*
Head cabbage	-	-	-	*	*	6,243	*	*	*
Ethiopian cabbage	-	-	-	-	-	12,384	25	*	*
Tomatoes	-	-	-	*	*	*	*	*	*
Green peppers	-	-	-	*	*	6,354	43	*	*
Red peppers	-	-	-	*	*	37,220	764	*	*
Swiss chard	*	*	*	*	*	1,804	*	*	*
Root crops	*	*	-	4,263	83	46,214	780	20,104	*
Beetroot	-	-	-	-	-	2,618	*	*	*
Carrot	*	*	-	-	-	*	*	*	*
Onion	-	-	-	2,793	64	27,921	362	*	*
Potatoes	-	-	-	-	-	*	*	*	*
Garlic	-	-	-	*	*	31,130	*	15,831	*
Taro 'Godere'	-	-	-	-	-	-	-	-	-
Sweet potatoes	-	-	-	*	*	*	*	-	-
Other Temporary	-	-	-	*	*	*	*	*	*
Permanent crops				4,278	13	49,868	1,104	*	*
Avocado				-	-	*	*	*	*
Bananas				-	-	6,480	*	*	*
Guava				-	-	*	*	*	*
Lemons				-	-	-	-	*	*
Mangoes				-	-	*	*	*	*
Oranges				*	*	4,483	*	*	*
Papayas				-	-	*	*	*	*
Pineapples				-	-	-	-	-	-
Chat				*	*	4,970	*	*	*
Coffee	*	*	-	*	*	22,982	218	*	*
Hops / 'Gescho'				1,772	*	35,418	655	*	*
Enset				-	-	-	-	-	-
Sugar cane				-	-	7,675	*	*	*
Other permanent				-	-	3,503	*	*	*

Table1.3.6 Number of Holders, Inputs Applied Area and Quantity of Inputs used

East Gojjam

Crop type	All Crop Area	All Fertilizers		Natural		DAP		
		Hectare	Quintal	Holder	Hectare	Holder	Hectare	Quintal
All	583,360	346,289	455,279	301,254	56,484	122,032	85,735	90,702
Cereals	434,252	320,113	441,533	216,517	40,148	110,989	77,720	82,712
Teff	210,523	179,569	245,380	29,011	6,837	84,817	40,414	35,022
Barley	47,324	19,231	11,800	47,056	8,522	28,625	8,020	7,742
Wheat	89,510	71,063	137,980	33,091	4,850	49,362	16,656	28,982
Maize	55,373	43,456	44,525	168,772	16,245	38,416	*	*
Sorghum	28,257	*	*	*	*	-	-	-
Finger millet	*	*	*	-	-	*	*	*
Oats / 'Aja'	*	*	*	*	*	*	*	*
Rice	*	-	-	-	-	-	-	-
Pulses	111,314	16,869	5,986	88,162	9,891	38,454	6,386	5,128
Horse / Faba beans	36,806	11,359	3,688	75,294	7,382	29,793	3,701	2,991
Field Peas	17,875	3,756	1,930	13,799	1,281	10,554	2,421	1,860
Haricot beans	*	375	*	6,910	367	-	-	-
Chick peas	21,355	*	*	*	*	*	*	*
Lentils	1,102	*	*	*	*	*	*	*
Vetch / Grass peas	21,070	*	*	*	*	*	*	*
Soya beans	*	-	-	-	-	-	-	-
Fenugreek	289	*	*	*	*	-	-	-
Gibto	*	*	*	*	*	*	*	*
Oilseeds	27,675	3,487	6,168	32,911	1,262	14,575	1,448	2,441
Neug	20,196	1,277	*	*	*	*	*	*
Linseed	3,102	*	*	*	*	*	*	*
Groundnuts	-	-	-	-	-	-	-	-
Safflower	*	-	-	-	-	-	-	-
Sesame	*	*	*	-	-	-	-	-
Rapeseed	2,479	1,767	5,469	27,990	708	12,699	700	*
Vegetables	2,586	1,305	549	97,585	1,027	*	*	*
Lettuce	*	*	-	*	*	-	-	-
Head cabbage	*	*	-	25,325	*	-	-	-
Ethiopian cabbage	*	*	-	*	*	-	-	-
Tomatoes	*	*	-	*	*	-	-	-
Green peppers	219	113	*	23,626	97	-	-	-
Red peppers	2,016	966	512	51,220	704	*	*	*
Swiss chard	*	*	-	*	*	-	-	-
Root crops	4,303	3,036	*	113,068	2,820	*	*	*
Beetroot	86	46	-	20,497	46	-	-	-
Carrot	*	*	-	*	*	-	-	-
Onion	540	420	*	29,033	413	*	*	*
Potatoes	*	*	*	27,721	*	*	*	*
Garlic	819	476	*	67,070	437	-	-	-
Taro 'Godere'	-	-	-	-	-	-	-	-
Sweet potatoes	*	-	-	-	-	-	-	-
Other Temporary	537	322	*	47,737	185	*	*	*
Permanent crops	2,693	1,158		86,042	1,151			
Avocado	*	*		*	*			
Bananas	*	*		2,872	*			
Guava	*	*		*	*			
Lemons	*	*		*	*			
Mangoes	*	-		-	-			
Oranges	50	*		4,867	*			
Papayas	*	*		*	*			
Pineapples	-	-		-	-			
Chat	*	*		4,909	*			
Coffee	182	59		8,997	59			
Hops / 'Geshe'	1,968	868		79,033	861			
Enset	-	-		-	-			
Sugar cane	*	*		*	*			
Other permanent	*	*		*	*			

(Table 1.3.6 cont'd.)

East Gojjam

Crop type	UREA			UREA + DAP			INDIGENOUS SEED		
	Holder	Hectare	Quintal	Holder	Hectare	Quintal	Holder	Hectare	Quintal
All	76,213	33,697	33,629	218,632	170,373	330,949	456,386	564,483	559,209
Cereals	70,284	33,058	32,864	217,255	169,187	325,957	442,889	416,262	429,761
Teff	55,399	29,987	29,645	152,327	102,331	180,713	334,713	209,057	107,552
Barley	2,824	*	*	10,558	2,186	3,770	145,331	46,810	89,943
Wheat	7,515	1,011	1,325	117,401	48,546	107,672	233,495	87,048	200,631
Maize	11,473	1,338	*	72,673	15,870	33,509	311,602	41,825	18,883
Sorghum	-	-	-	*	*	*	75,000	28,257	11,524
Finger millet	*	*	*	*	*	*	*	*	*
Oats / 'Aja'	-	-	-	-	-	-	*	*	*
Rice	-	-	-	-	-	-	*	*	*
Pulses	*	*	*	6,959	540	*	313,271	110,919	123,338
Horse / Faba beans	-	-	-	3,672	*	*	224,310	36,696	49,581
Field Peas	-	-	-	*	*	*	87,450	17,672	17,074
Haricot beans	-	-	-	*	*	*	39,747	*	*
Chick peas	-	-	-	*	*	*	76,210	21,309	19,519
Lentils	-	-	-	-	-	-	11,818	1,066	877
Vetch / Grass peas	-	-	-	*	*	*	93,862	21,070	23,602
Soya beans	-	-	-	-	-	-	*	*	*
Fenugreek	*	*	*	*	*	*	11,587	289	147
Gibto	-	-	-	-	-	-	17,120	*	*
Oilseeds	4,199	438	464	9,747	339	3,264	159,603	27,640	6,110
Neug	*	*	*	1,845	*	*	95,785	20,196	3,508
Linseed	-	-	-	-	-	-	19,578	3,102	1,607
Groundnuts	-	-	-	-	-	-	-	-	-
Safflower	-	-	-	-	-	-	*	*	*
Sesame	*	*	*	-	-	-	*	*	359
Rapeseed	*	*	*	7,902	248	2,980	60,340	2,444	624
Vegetables	8,171	143	*	*	55	*	172,036	2,451	-
Lettuce	-	-	-	-	-	-	*	*	-
Head cabbage	-	-	-	-	-	-	38,617	169	-
Ethiopian cabbage	-	-	-	-	-	-	*	*	-
Tomatoes	-	-	-	-	-	-	4,332	*	-
Green peppers	*	*	*	-	-	-	40,847	211	-
Red peppers	6,389	*	*	*	55	*	100,776	2,013	-
Swiss chard	-	-	-	-	-	-	*	*	-
Root crops	1,973	*	*	3,200	*	*	184,232	4,256	-
Beetroot	-	-	-	-	-	-	33,052	78	-
Carrot	-	-	-	-	-	-	3,950	*	-
Onion	-	-	-	*	*	*	38,676	535	-
Potatoes	-	-	-	*	*	*	44,803	*	-
Garlic	1,973	*	*	*	*	*	119,334	815	-
Taro 'Godere'	-	-	-	-	-	-	-	-	-
Sweet potatoes	-	-	-	-	-	-	*	*	-
Other Temporary	*	*	*	*	*	*	95,606	417	-
Permanent crops							154,400	2,539	
Avocado							*	*	
Bananas							8,988	*	
Guava							*	*	
Lemons							*	*	
Mangoes							*	*	
Oranges							9,192	50	
Papayas							*	*	
Pineapples							-	-	
Chat							6,791	*	
Coffee							15,559	115	
Hops / 'Geshe'							145,960	1,882	
Enset							-	-	
Sugar cane							8,263	*	
Other permanent							10,236	*	

(Table 1.3.6 Cont'd.)

East Gojjam

Crop type	IMPROVED SEED			PESTICIDE		IRRIGATION		EXTENSION PACKAGE	
	Holder	Hectare	Quintal	Holder	Hectare	Holder	Hectare	Holder	Hectare
All	74,943	17,984	8,154	65,978	37,639	49,068	3,272	215,234	180,090
Cereals	68,965	17,454	7,651	58,530	35,678	7,875	1,478	211,656	169,459
Teff	*	*	*	41,104	18,783	*	*	144,134	97,161
Barley	*	*	*	4,582	*	3,222	*	22,680	5,220
Wheat	12,926	2,267	4,103	25,565	*	*	*	96,581	33,343
Maize	58,853	13,512	2,940	4,423	480	*	*	124,354	27,169
Sorghum	-	-	-	*	*	-	-	*	*
Finger millet	-	-	-	*	*	-	-	*	*
Oats / 'Aja'	-	-	-	-	-	-	-	*	*
Rice	-	-	-	-	-	-	-	-	-
Pulses	2,350	*	*	9,743	1,713	*	*	46,463	7,269
Horse / Faba beans	*	*	*	3,186	422	-	-	36,021	3,606
Field Peas	*	*	*	*	*	-	-	9,308	1,716
Haricot beans	-	-	-	*	*	-	-	*	*
Chick peas	-	-	-	*	*	*	*	*	*
Lentils	-	-	-	-	-	-	-	*	*
Vetch / Grass peas	-	-	-	*	*	*	*	*	336
Soya beans	-	-	-	-	-	-	-	-	-
Fenugreek	-	-	-	-	-	-	-	-	-
Gibto	-	-	-	-	-	-	-	*	*
Oilseeds	-	-	-	1,950	*	*	*	31,418	2,552
Neug	-	-	-	*	*	*	*	*	*
Linseed	-	-	-	-	-	-	-	*	*
Groundnuts	-	-	-	-	-	-	-	-	-
Safflower	-	-	-	-	-	-	-	-	-
Sesame	-	-	-	-	-	-	-	*	*
Rapeseed	-	-	-	*	*	-	-	21,258	999
Vegetables	*	*	-	*	*	13,734	*	15,141	261
Lettuce	-	-	-	-	-	-	-	-	-
Head cabbage	*	*	-	*	*	3,687	*	*	*
Ethiopian cabbage	-	-	-	-	-	-	-	-	-
Tomatoes	-	-	-	-	-	*	*	-	-
Green peppers	*	*	-	-	-	*	*	*	*
Red peppers	-	-	-	*	*	7,114	*	*	*
Swiss chard	-	-	-	-	-	-	-	-	-
Root crops	*	*	-	2,278	*	15,626	346	17,509	*
Beetroot	*	*	-	-	-	2,993	*	*	*
Carrot	*	*	-	*	*	*	*	*	*
Onion	*	*	-	*	*	*	*	*	*
Potatoes	-	-	-	*	*	4,627	120	*	*
Garlic	-	-	-	-	-	3,777	86	*	*
Taro 'Godere'	-	-	-	-	-	-	-	-	-
Sweet potatoes	-	-	-	-	-	-	-	-	-
Other Temporary	-	-	-	-	-	*	*	*	*
Permanent crops				*	*	24,361	744	*	*
Avocado				-	-	*	*	-	-
Bananas				-	-	7,285	*	*	*
Guava				-	-	*	*	-	-
Lemons				-	-	*	*	*	*
Mangoes				-	-	*	*	*	*
Oranges				*	*	4,365	*	*	*
Papayas				-	-	*	*	*	*
Pineapples				-	-	-	-	-	-
Chat				-	-	*	*	*	*
Coffee	*	*	-	*	*	4,288	*	*	*
Hops / 'Gesho'				-	-	17,126	312	*	*
Enset				-	-	-	-	-	-
Sugar cane				-	-	5,331	*	*	*
Other permanent				-	-	*	*	-	-

Table1.3.7 Number of Holders, Inputs Applied Area and Quantity of Inputs used

West Gojjam

Crop type	All Crop Area	All Fertilizers		Natural		DAP		
		Hectare	Quintal	Holder	Hectare	Holder	Hectare	Quintal
All	576,179	368,509	545,808	345,536	51,774	236,727	117,561	102,227
Cereals	411,990	315,928	419,228	227,205	36,415	212,541	102,305	86,732
Teff	141,356	95,833	95,220	12,044	2,225	128,750	41,318	30,274
Barley	25,206	9,231	2,739	28,534	*	10,747	1,753	*
Wheat	21,410	17,453	24,446	8,456	*	36,949	8,930	9,758
Maize	164,606	146,960	256,411	203,545	25,482	59,630	13,867	12,562
Sorghum	*	-	-	-	-	-	-	-
Finger millet	56,813	46,451	40,411	3,559	*	103,769	36,436	32,202
Oats / 'Aja'	*	-	-	-	-	-	-	-
Rice	*	-	-	-	-	-	-	-
Pulses	93,668	17,300	16,921	49,586	4,913	56,373	10,402	8,362
Horse / Faba beans	30,685	12,720	12,221	34,153	3,795	42,026	7,194	5,260
Field Peas	9,519	3,343	2,620	*	*	20,350	2,828	2,514
Haricot beans	*	*	*	4,349	*	*	*	*
Chick peas	17,341	*	-	*	*	-	-	-
Lentils	*	-	-	-	-	-	-	-
Vetch / Grass peas	23,204	*	*	*	*	*	*	*
Soya beans	*	-	-	-	-	-	-	-
Fenugreek	*	*	-	*	*	-	-	-
Gibto	7,559	377	*	1,898	*	2,816	*	*
Oilseeds	36,119	7,752	43,606	54,856	1,976	21,168	1,620	2,693
Neug	21,787	1,567	*	*	*	6,103	*	*
Linseed	2,572	*	*	*	*	-	-	-
Groundnuts	*	-	-	-	-	-	-	-
Safflower	189	188	*	*	*	*	*	*
Sesame	*	*	*	-	-	*	*	*
Rapeseed	6,165	5,797	41,057	51,524	1,371	15,172	462	2,125
Vegetables	20,437	18,413	41,698	196,710	2,954	19,247	1,072	1,044
Lettuce	*	*	-	*	*	-	-	-
Head cabbage	*	*	*	5,764	9	*	*	*
Ethiopian cabbage	*	*	-	*	*	*	*	-
Tomatoes	*	*	*	1,907	*	*	*	*
Green peppers	*	*	-	9,036	*	-	-	-
Red peppers	20,173	18,315	41,631	183,922	2,873	17,864	1,064	1,011
Swiss chard	*	*	-	*	*	-	-	-
Root crops	5,293	3,977	5,855	151,847	1,633	42,901	1,999	2,412
Beetroot	*	*	*	5,201	*	*	*	*
Carrot	*	*	*	*	*	*	*	*
Onion	75	53	*	*	46	-	-	-
Potatoes	4,219	3,078	3,474	21,019	*	35,441	1,976	2,248
Garlic	861	752	2,272	134,824	636	7,474	13	*
Taro 'Godere'	-	-	-	-	-	-	-	-
Sweet potatoes	*	*	-	*	*	-	-	-
Other Temporary	2,452	*	*	74,016	389	*	*	*
Permanent crops	6,220	4,064		116,791	3,493			
Avocado	11	*	*	*	*			
Bananas	*	*		11,709	*			
Guava	*	*		2,917	*			
Lemons	32	*		7,250	*			
Mangoes	*	*		*	*			
Oranges	*	*		*	*			
Papayas	*	*		*	*			
Pineapples	-	-		-	-			
Chat	*	*		22,941	*			
Coffee	*	*		25,466	*			
Hops / 'Geshe'	2,141	1,085		81,121	717			
Enset	-	-		-	-			
Sugar cane	*	*		*	*			
Other permanent	119	*		17,392	*			

(Table 1.3.7 cont'd.)

West Gojjam

Crop type	UREA			UREA + DAP			INDIGENOUS SEED		
	Holder	Hectare	Quintal	Holder	Hectare	Quintal	Holder	Hectare	Quintal
All	104,568	22,743	26,210	300,316	176,431	417,371	454,529	475,053	336,000
Cereals	71,684	19,661	19,727	286,801	157,547	312,769	432,981	312,360	238,640
Teff	13,672	6,022	4,238	92,815	46,268	60,709	300,124	140,197	81,977
Barley	1,894	*	*	*	*	*	110,203	25,206	57,245
Wheat	*	*	*	26,266	*	*	89,543	19,952	48,899
Maize	51,074	9,996	13,299	255,128	97,614	230,550	340,642	67,621	21,974
Sorghum	-	-	-	-	-	-	*	*	*
Finger millet	15,802	2,596	1,460	22,127	6,589	6,750	170,772	56,813	27,311
Oats / 'Aja'	-	-	-	-	-	-	*	*	*
Rice	-	-	-	-	-	-	*	*	*
Pulses	6,851	741	1,557	19,373	1,244	7,002	287,857	92,926	89,237
Horse / Faba beans	5,877	*	1,405	16,237	1,028	5,556	180,804	30,537	33,164
Field Peas	-	-	-	*	*	*	78,748	9,489	9,071
Haricot beans	-	-	-	*	*	*	23,396	*	*
Chick peas	-	-	-	-	-	-	65,607	16,905	14,127
Lentils	-	-	-	-	-	-	*	*	*
Vetch / Grass peas	*	*	*	*	*	*	79,586	23,194	20,628
Soya beans	-	-	-	-	-	-	*	*	*
Fenugreek	-	-	-	-	-	-	13,537	*	*
Gibto	-	-	-	*	*	*	34,492	7,508	3,438
Oilseeds	6,125	184	651	56,503	3,972	40,262	205,778	35,789	8,124
Neug	-	-	-	*	*	*	93,836	21,787	5,425
Linseed	-	-	-	*	*	*	31,121	2,551	786
Groundnuts	-	-	-	-	-	-	*	*	*
Safflower	-	-	-	*	*	*	5,729	189	*
Sesame	*	*	*	*	*	*	19,475	*	*
Rapeseed	4,279	166	647	54,185	3,799	38,286	107,952	5,857	538
Vegetables	41,874	1,932	3,243	67,908	12,454	37,410	331,984	20,384	-
Lettuce	-	-	-	-	-	-	*	*	-
Head cabbage	*	*	*	*	*	*	10,464	*	-
Ethiopian cabbage	-	-	-	-	-	-	*	*	-
Tomatoes	-	-	-	-	-	-	*	*	-
Green peppers	-	-	-	-	-	-	10,512	*	-
Red peppers	41,874	1,923	3,213	67,908	12,454	37,407	319,767	20,125	-
Swiss chard	-	-	-	-	-	-	*	*	-
Root crops	14,669	78	302	17,472	267	3,141	234,117	5,181	-
Beetroot	*	*	*	-	-	-	6,193	*	-
Carrot	*	*	*	-	-	-	*	*	-
Onion	-	-	-	*	*	*	15,023	75	-
Potatoes	*	*	*	5,552	216	*	77,468	4,142	-
Garlic	14,209	59	274	11,449	44	1,856	190,042	837	-
Taro 'Godere'	-	-	-	-	-	-	-	-	-
Sweet potatoes	-	-	-	-	-	-	*	*	-
Other Temporary	*	*	*	*	*	*	119,114	2,375	-
Permanent crops							199,840	6,038	
Avocado							3,792	*	
Bananas							19,533	*	
Guava							*	*	
Lemons							11,746	32	
Mangoes							*	*	
Oranges							*	*	
Papayas							*	*	
Pineapples							-	-	
Chat							32,619	*	
Coffee							37,298	*	
Hops / 'Geshe'							158,637	2,052	
Enset							-	-	
Sugar cane							*	*	
Other permanent							33,177	98	

(Table 1.3.7 Cont'd.)

West Gojjam

Crop type	IMPROVED SEED			PESTICIDE		IRRIGATION		EXTENSION PACKAGE	
	Holder	Hectare	Quintal	Holder	Hectare	Holder	Hectare	Holder	Hectare
All	253,871	100,306	24,144	79,052	41,512	66,864	5,597	358,197	295,111
Cereals	250,555	99,582	23,762	51,834	31,505	15,093	2,099	349,646	259,907
Teff	3,762	1,159	407	33,691	18,642	*	*	180,487	77,404
Barley	-	-	-	*	*	*	*	15,559	3,061
Wheat	4,605	*	*	*	*	*	*	52,354	14,786
Maize	249,174	96,966	20,327	4,505	2,447	5,771	522	315,603	123,290
Sorghum	-	-	-	-	-	-	-	*	*
Finger millet	-	-	-	*	*	*	*	121,801	41,243
Oats / 'Aja'	-	-	-	-	-	-	-	-	-
Rice	-	-	-	-	-	*	*	-	-
Pulses	*	*	*	*	*	*	*	64,466	10,074
Horse / Faba beans	*	*	*	*	*	*	-	45,128	6,289
Field Peas	-	-	-	-	-	*	*	20,748	2,856
Haricot beans	-	-	-	-	-	-	-	*	*
Chick peas	*	*	*	*	*	-	-	*	*
Lentils	-	-	-	-	-	-	-	-	-
Vetch / Grass peas	-	-	-	*	*	*	*	3,413	*
Soya beans	-	-	-	-	-	-	-	-	-
Fenugreek	*	*	-	-	-	*	*	*	*
Gibto	-	-	-	-	-	-	-	4,450	*
Oilseeds	-	-	-	*	*	*	*	76,010	5,742
Neug	-	-	-	-	-	-	-	7,481	*
Linseed	-	-	-	-	-	*	*	-	-
Groundnuts	-	-	-	-	-	-	-	-	-
Safflower	-	-	-	-	-	*	*	*	*
Sesame	-	-	-	*	*	-	-	*	*
Rapeseed	-	-	-	-	-	*	*	67,942	4,320
Vegetables	2,879	*	-	*	*	11,507	*	101,918	14,357
Lettuce	-	-	-	-	-	-	-	-	-
Head cabbage	*	*	-	-	-	*	*	*	*
Ethiopian cabbage	-	-	-	-	-	-	-	*	*
Tomatoes	-	-	-	-	-	*	*	*	*
Green peppers	-	-	-	-	-	*	*	-	-
Red peppers	*	*	-	*	*	*	*	100,996	14,311
Swiss chard	-	-	-	-	-	-	-	-	-
Root crops	*	*	-	1,968	*	16,312	806	58,227	2,178
Beetroot	*	*	-	-	-	*	*	*	*
Carrot	-	-	-	-	-	-	-	*	*
Onion	-	-	-	*	*	2,812	33	*	*
Potatoes	-	-	-	*	*	10,692	734	33,688	1,985
Garlic	-	-	-	*	*	*	*	25,390	91
Taro 'Godere'	-	-	-	-	-	-	-	-	-
Sweet potatoes	-	-	-	*	*	*	*	*	*
Other Temporary	*	*	-	-	-	*	*	15,972	*
Permanent crops				*	*	43,182	*	43,721	*
Avocado				-	-	*	*	*	*
Bananas				*	*	*	*	*	*
Guava				-	-	*	*	*	*
Lemons				-	-	*	*	-	-
Mangoes				*	*	*	*	*	*
Oranges				-	-	*	*	*	*
Papayas				-	-	*	*	*	*
Pineapples				-	-	-	-	-	-
Chat				*	*	25,360	*	*	*
Coffee	*	*	-	*	*	*	*	*	*
Hops / 'Gesho'				*	*	11,797	119	22,083	286
Enset				-	-	-	-	*	*
Sugar cane				-	-	*	*	*	*
Other permanent				-	-	-	-	*	*

Table1.3.8 Number of Holders, Inputs Applied Area and Quantity of Inputs used

Waghamera

Crop type	All Crop Area	All Fertilizers		Natural		DAP		
		Hectare	Quintal	Holder	Hectare	Holder	Hectare	Quintal
All	103,798	19,743	*	62,003	19,682	*	*	*
Cereals	78,135	16,163	*	57,398	16,102	*	*	*
Teff	23,287	3,720	-	9,483	3,720	-	-	-
Barley	15,745	1,725	*	10,495	1,664	*	*	*
Wheat	7,006	1,116	-	5,223	1,116	-	-	-
Maize	2,363	1,623	-	38,323	1,623	-	-	-
Sorghum	29,488	7,969	-	17,633	7,969	-	-	-
Finger millet	*	*	-	*	*	-	-	-
Oats / 'Aja'	-	-	-	-	-	-	-	-
Rice	-	-	-	-	-	-	-	-
Pulses	20,780	2,122	-	16,804	2,122	-	-	-
Horse / Faba beans	10,563	850	-	8,430	850	-	-	-
Field Peas	3,630	*	-	1,975	*	-	-	-
Haricot beans	3,173	*	-	*	*	-	-	-
Chick peas	1,332	*	-	*	*	-	-	-
Lentils	2,039	*	-	*	*	-	-	-
Vetch / Grass peas	*	*	-	*	*	-	-	-
Soya beans	-	-	-	-	-	-	-	-
Fenugreek	30	*	-	*	*	-	-	-
Gibto	-	-	-	-	-	-	-	-
Oilseeds	4,559	1,279	-	9,590	1,279	-	-	-
Neug	238	*	-	1,038	*	-	-	-
Linseed	1,264	*	-	2,428	*	-	-	-
Groundnuts	-	-	-	-	-	-	-	-
Safflower	269	*	-	*	*	-	-	-
Sesame	2,776	*	-	*	*	-	-	-
Rapeseed	*	*	-	*	*	-	-	-
Vegetables	*	20	-	4,304	20	-	-	-
Lettuce	-	-	-	-	-	-	-	-
Head cabbage	*	*	-	*	*	-	-	-
Ethiopian cabbage	-	-	-	-	-	-	-	-
Tomatoes	*	*	-	*	*	-	-	-
Green peppers	*	*	-	*	*	-	-	-
Red peppers	*	*	-	838	*	-	-	-
Swiss chard	*	*	-	*	*	-	-	-
Root crops	138	106	-	12,092	106	-	-	-
Beetroot	*	*	-	*	*	-	-	-
Carrot	*	*	-	*	*	-	-	-
Onion	*	*	-	*	*	-	-	-
Potatoes	64	57	-	6,363	57	-	-	-
Garlic	66	44	-	10,453	44	-	-	-
Taro 'Godere'	-	-	-	-	-	-	-	-
Sweet potatoes	-	-	-	-	-	-	-	-
Other Temporary	43	32	-	8,556	32	-	-	-
Permanent crops	*	*	-	*	*	-	-	-
Avocado	-	-	-	-	-	-	-	-
Bananas	*	*	-	*	*	-	-	-
Guava	*	*	-	*	*	-	-	-
Lemons	*	*	-	*	*	-	-	-
Mangoes	-	-	-	-	-	-	-	-
Oranges	-	-	-	-	-	-	-	-
Papayas	*	*	-	*	*	-	-	-
Pineapples	-	-	-	-	-	-	-	-
Chat	-	-	-	-	-	-	-	-
Coffee	*	*	-	*	*	-	-	-
Hops / 'Geshe'	*	*	-	*	*	-	-	-
Enset	-	-	-	-	-	-	-	-
Sugar cane	-	-	-	-	-	-	-	-
Other permanent	*	*	-	*	*	-	-	-

(Table 1.3.8 cont'd.)

Waghamera

[illegible]

(Table 1.3.8 Cont'd.)

Waghamera

Crop type	IMPROVED SEED			PESTICIDE		IRRIGATION		EXTENSION PACKAGE	
	Holder	Hectare	Quintal	Holder	Hectare	Holder	Hectare	Holder	Hectare
All	*	*	*	673	*	6,295	*	3,245	947
Cereals	697	*	*	*	*	2,148	*	*	*
Teff	-	-	-	*	*	*	*	*	*
Barley	*	*	-	-	-	-	-	*	*
Wheat	*	*	*	-	-	*	*	*	*
Maize	-	-	-	*	*	*	*	*	*
Sorghum	*	*	-	-	-	-	-	*	*
Finger millet	-	-	-	-	-	-	-	-	-
Oats / 'Aja'	-	-	-	-	-	-	-	-	-
Rice	-	-	-	-	-	-	-	-	-
Pulses	-	-	-	-	-	*	*	*	*
Horse / Faba beans	-	-	-	-	-	-	-	*	*
Field Peas	-	-	-	-	-	-	-	*	*
Haricot beans	-	-	-	-	-	-	-	-	-
Chick peas	-	-	-	-	-	-	-	-	-
Lentils	-	-	-	-	-	*	*	-	-
Vetch / Grass peas	-	-	-	-	-	-	-	-	-
Soya beans	-	-	-	-	-	-	-	-	-
Fenugreek	-	-	-	-	-	*	*	-	-
Gibto	-	-	-	-	-	-	-	-	-
Oilseeds	*	*	*	*	*	*	*	*	*
Neug	-	-	-	-	-	-	-	-	-
Linseed	-	-	-	-	-	*	*	-	-
Groundnuts	-	-	-	-	-	-	-	-	-
Safflower	-	-	-	-	-	-	-	-	-
Sesame	*	*	*	*	*	-	-	*	*
Rapeseed	-	-	-	-	-	-	-	-	-
Vegetables	-	-	-	-	-	1,837	*	-	-
Lettuce	-	-	-	-	-	-	-	-	-
Head cabbage	-	-	-	-	-	*	*	-	-
Ethiopian cabbage	-	-	-	-	-	-	-	-	-
Tomatoes	-	-	-	-	-	*	*	-	-
Green peppers	-	-	-	-	-	*	*	-	-
Red peppers	-	-	-	-	-	*	*	-	-
Swiss chard	-	-	-	-	-	*	*	-	-
Root crops	-	-	-	-	-	*	*	-	-
Beetroot	-	-	-	-	-	*	*	-	-
Carrot	-	-	-	-	-	*	*	-	-
Onion	-	-	-	-	-	*	*	-	-
Potatoes	-	-	-	-	-	*	*	-	-
Garlic	-	-	-	-	-	*	*	-	-
Taro 'Godere'	-	-	-	-	-	-	-	-	-
Sweet potatoes	-	-	-	-	-	-	-	-	-
Other Temporary	-	-	-	-	-	*	*	-	-
Permanent crops	-	-	-	-	-	*	*	-	-
Avocado	-	-	-	-	-	-	-	-	-
Bananas	-	-	-	-	-	*	*	-	-
Guava	-	-	-	-	-	*	*	-	-
Lemons	-	-	-	-	-	*	*	-	-
Mangoes	-	-	-	-	-	-	-	-	-
Oranges	-	-	-	-	-	-	-	-	-
Papayas	-	-	-	-	-	*	*	-	-
Pineapples	-	-	-	-	-	-	-	-	-
Chat	-	-	-	-	-	-	-	-	-
Coffee	-	-	-	-	-	*	*	-	-
Hops / 'Geshe'	-	-	-	-	-	*	*	-	-
Enset	-	-	-	-	-	-	-	-	-
Sugar cane	-	-	-	-	-	-	-	-	-
Other permanent	-	-	-	-	-	*	*	-	-

Table1.3.9 Number of Holders, Inputs Applied Area and Quantity of Inputs used

Awi

Crop type	All Crop Area	All Fertilizers		Natural		DAP		
		Hectare	Quintal	Holder	Hectare	Holder	Hectare	Quintal
All	255,603	164,997	164,077	145,835	50,068	97,983	68,675	60,782
Cereals	192,221	145,123	134,824	109,323	40,736	94,284	62,441	53,327
Teff	56,941	44,405	25,607	25,034	8,516	57,886	27,018	18,708
Barley	13,288	9,745	*	39,487	7,452	7,159	1,100	1,485
Wheat	10,571	9,559	8,307	10,569	1,771	8,703	*	*
Maize	51,374	45,202	56,743	91,578	16,705	26,507	4,516	6,484
Sorghum	*	*	-	*	*	-	-	-
Finger millet	42,990	34,288	26,624	*	*	51,674	27,606	24,873
Oats / 'Aja'	*	*	-	*	*	-	-	-
Rice	*	*	*	-	-	*	*	*
Pulses	14,895	5,780	*	25,289	2,580	12,647	2,754	*
Horse / Faba beans	4,865	3,242	*	11,413	1,135	9,859	*	*
Field Peas	1,620	1,292	*	10,717	632	*	*	*
Haricot beans	*	*	*	*	*	-	-	-
Chick peas	*	*	-	*	*	-	-	-
Lentils	-	-	-	-	-	-	-	-
Vetch / Grass peas	-	-	-	-	-	-	-	-
Soya beans	*	*	*	-	-	*	*	*
Fenugreek	*	*	-	*	*	-	-	-
Gibto	4,440	655	*	4,021	*	*	*	*
Oilseeds	38,134	5,437	16,471	18,572	3,493	7,196	451	726
Neug	16,942	*	*	*	*	*	*	*
Linseed	212	*	-	*	*	-	-	-
Groundnuts	*	*	-	*	*	-	-	-
Safflower	*	*	*	-	-	*	*	*
Sesame	*	*	-	*	*	-	-	-
Rapeseed	2,216	2,174	16,255	11,210	541	5,998	219	550
Vegetables	5,341	4,643	*	61,272	1,239	*	*	*
Lettuce	-	-	-	-	-	-	-	-
Head cabbage	*	*	-	*	*	-	-	-
Ethiopian cabbage	63	48	*	10,813	44	-	-	-
Tomatoes	*	*	-	*	*	-	-	-
Green peppers	16	12	-	6,264	12	-	-	-
Red peppers	*	*	*	47,477	1,168	*	*	*
Swiss chard	-	-	-	-	-	-	-	-
Root crops	3,724	3,266	2,070	57,518	1,322	16,882	1,548	1,519
Beetroot	*	-	-	-	-	-	-	-
Carrot	*	*	-	*	*	-	-	-
Onion	*	*	*	*	*	*	*	*
Potatoes	3,022	2,779	1,816	24,122	1,023	15,587	1,481	1,492
Garlic	237	192	*	34,536	157	*	*	*
Taro 'Godere'	-	-	-	-	-	-	-	-
Sweet potatoes	165	33	-	3,406	33	-	-	-
Other Temporary	407	286	*	38,692	280	*	*	*
Permanent crops	881	461		50,993	419			
Avocado	*	*		*	*			
Bananas	28	*		*	*			
Guava	*	*		*	*			
Lemons	9	*		1,796	*			
Mangoes	*	*		*	*			
Oranges	11	6		2,089	6			
Papayas	*	*		*	*			
Pineapples	-	-		-	-			
Chat	*	*		*	*			
Coffee	83	49		5,672	49			
Hops / 'Geshe'	409	212		35,155	211			
Enset	-	-		-	-			
Sugar cane	50	32		5,375	32			
Other permanent	72	53		19,830	53			

(Table 1.3.9 cont'd.)

Aw

Crop type	UREA			UREA + DAP			INDIGENOUS SEED		
	Holder	Hectare	Quintal	Holder	Hectare	Quintal	Holder	Hectare	Quintal
All	12,295	4,393	*	85,061	41,861	99,332	193,690	226,946	142,784
Cereals	9,757	3,898	2,686	80,657	38,049	78,811	184,017	164,520	120,728
Teff	4,380	1,871	*	16,364	7,000	*	111,955	55,479	35,619
Barley	*	*	*	*	*	*	55,931	12,588	29,104
Wheat	*	*	*	20,498	5,011	6,035	43,272	10,435	21,150
Maize	*	*	*	64,672	23,962	50,244	142,190	26,693	7,010
Sorghum	-	-	-	-	-	-	18,739	*	2,430
Finger millet	*	*	*	*	*	*	81,913	42,591	25,286
Oats / 'Aja'	-	-	-	-	-	-	*	*	*
Rice	-	-	-	-	-	-	*	*	*
Pulses	*	*	*	*	*	*	75,111	14,762	13,156
Horse / Faba beans	*	*	*	*	*	*	32,670	4,865	4,611
Field Peas	*	*	*	*	*	*	20,431	1,620	1,558
Haricot beans	-	-	-	*	*	*	*	*	*
Chick peas	-	-	-	-	-	-	*	*	*
Lentils	-	-	-	-	-	-	-	-	-
Vetch / Grass peas	-	-	-	-	-	-	-	-	-
Soya beans	-	-	-	-	-	-	*	*	*
Fenugreek	-	-	-	-	-	-	*	*	*
Gibto	*	*	*	*	*	*	23,546	4,337	*
Oilseeds	-	-	-	17,708	1,492	15,745	88,332	38,038	8,900
Neug	-	-	-	*	*	*	43,844	16,942	3,759
Linseed	-	-	-	-	-	-	7,733	212	165
Groundnuts	-	-	-	-	-	-	8,610	*	*
Safflower	-	-	-	-	-	-	*	*	*
Sesame	-	-	-	-	-	-	*	*	*
Rapeseed	-	-	-	17,112	1,414	15,705	28,331	2,120	*
Vegetables	*	*	*	13,698	*	*	99,369	4,695	-
Lettuce	-	-	-	-	-	-	-	-	-
Head cabbage	-	-	-	-	-	-	*	*	-
Ethiopian cabbage	-	-	-	*	*	*	13,834	63	-
Tomatoes	-	-	-	-	-	-	*	*	-
Green peppers	-	-	-	-	-	-	7,178	16	-
Red peppers	*	*	*	13,698	*	*	83,438	4,600	-
Swiss chard	-	-	-	-	-	-	-	-	-
Root crops	*	*	*	6,154	330	494	85,337	3,689	-
Beetroot	-	-	-	-	-	-	*	*	-
Carrot	-	-	-	-	-	-	*	*	-
Onion	-	-	-	*	*	*	*	*	-
Potatoes	*	*	*	3,150	215	*	49,192	3,012	-
Garlic	*	*	*	*	*	*	40,817	211	-
Taro 'Godere'	-	-	-	-	-	-	-	-	-
Sweet potatoes	-	-	-	-	-	-	12,449	165	-
Other Temporary	-	-	-	*	*	*	53,614	402	-
Permanent crops							84,764	840	
Avocado							1,795	*	
Bananas							6,089	28	
Guava							*	*	
Lemons							3,901	9	
Mangoes							*	*	
Oranges							3,282	11	
Papayas							*	*	
Pineapples							-	-	
Chat							*	*	
Coffee							10,521	67	
Hops / 'Geshe'							61,755	391	
Enset							-	-	
Sugar cane							7,166	46	
Other permanent							25,807	70	

(Table 1.3.9 Cont'd.)

Awi

Crop type	IMPROVED SEED			PESTICIDE		IRRIGATION		EXTENSION PACKAGE	
	Holder	Hectare	Quintal	Holder	Hectare	Holder	Hectare	Holder	Hectare
All	75,688	28,172	7,106	17,608	*	32,662	6,521	123,822	102,463
Cereals	73,013	27,528	7,106	16,602	*	17,996	*	121,083	87,423
Teff	*	*	*	*	*	*	*	42,648	24,438
Barley	*	*	*	-	-	12,530	2,996	10,816	1,849
Wheat	*	*	*	*	*	*	*	20,260	5,032
Maize	67,829	24,632	5,349	*	*	*	*	92,887	32,624
Sorghum	*	*	*	*	*	-	-	*	*
Finger millet	*	*	*	13,832	*	-	-	37,030	23,240
Oats / 'Aja'	-	-	-	-	-	*	*	-	-
Rice	-	-	-	-	-	-	-	-	-
Pulses	*	*	-	-	-	*	*	17,834	4,850
Horse / Faba beans	-	-	-	-	-	-	-	9,767	*
Field Peas	-	-	-	-	-	-	-	*	428
Haricot beans	-	-	-	-	-	-	-	*	*
Chick peas	-	-	-	-	-	-	-	*	*
Lentils	-	-	-	-	-	-	-	-	-
Vetch / Grass peas	-	-	-	-	-	-	-	-	-
Soya beans	*	*	-	-	-	-	-	*	*
Fenugreek	-	-	-	-	-	*	*	-	-
Gibto	-	-	-	-	-	-	-	*	*
Oilseeds	*	*	-	*	*	-	-	26,717	6,785
Neug	-	-	-	-	-	-	-	*	*
Linseed	-	-	-	-	-	-	-	*	*
Groundnuts	-	-	-	-	-	-	-	*	*
Safflower	-	-	-	-	-	-	-	*	*
Sesame	-	-	-	*	*	-	-	*	*
Rapeseed	*	*	-	-	-	-	-	15,874	1,304
Vegetables	*	*	-	*	*	*	103	19,918	*
Lettuce	-	-	-	-	-	-	-	-	-
Head cabbage	-	-	-	-	-	*	*	*	*
Ethiopian cabbage	-	-	-	-	-	*	*	-	-
Tomatoes	-	-	-	-	-	*	*	-	-
Green peppers	-	-	-	-	-	*	*	*	*
Red peppers	*	*	-	*	*	*	80	19,321	*
Swiss chard	-	-	-	-	-	-	-	-	-
Root crops	*	*	-	*	*	6,304	*	10,694	*
Beetroot	-	-	-	-	-	-	-	-	-
Carrot	-	-	-	-	-	-	-	-	-
Onion	-	-	-	-	-	*	*	-	-
Potatoes	-	-	-	-	-	3,881	*	*	*
Garlic	*	*	-	*	*	*	*	*	*
Taro 'Godere'	-	-	-	-	-	-	-	-	-
Sweet potatoes	-	-	-	-	-	*	*	*	*
Other Temporary	-	-	-	-	-	*	*	2,555	21
Permanent crops						18,805	*	5,073	*
Avocado						1,194	*	-	-
Bananas						*	*	-	-
Guava						*	*	-	-
Lemons						*	*	-	-
Mangoes						*	*	*	*
Oranges						*	*	*	*
Papayas						*	*	*	*
Pineapples						-	-	-	-
Chat						*	*	*	*
Coffee	*	*	-	-	-	*	*	-	-
Hops / 'Gesho'						13,135	*	*	*
Enset						-	-		
Sugar cane						5,076	33	-	-
Other permanent						4,178	20	*	*

Table1.3.10 Number of Holders, Inputs Applied Area and Quantity of Inputs used

Oromia Zone

Crop type	All Crop Area	All Fertilizers		Natural		DAP		
		Hectare	Quintal	Holder	Hectare	Holder	Hectare	Quintal
All	58,805	22,688	*	59,327	22,472	*	*	*
Cereals	51,023	19,094	*	55,616	18,969	-	-	-
Teff	9,952	2,797	*	9,769	2,672	-	-	-
Barley	833	*	-	4,019	*	-	-	-
Wheat	*	*	-	*	*	-	-	-
Maize	6,144	2,681	-	37,257	2,681	-	-	-
Sorghum	33,440	12,888	-	35,654	12,888	-	-	-
Finger millet	*	*	-	*	*	-	-	-
Oats / 'Aja'	*	*	-	*	*	-	-	-
Rice	*	-	-	-	-	-	-	-
Pulses	2,524	1,010	-	15,112	1,010	-	-	-
Horse / Faba beans	*	*	-	*	*	-	-	-
Field Peas	339	187	-	2,454	187	-	-	-
Haricot beans	1,288	550	-	10,051	550	-	-	-
Chick peas	227	*	-	*	*	-	-	-
Lentils	*	71	-	1,844	71	-	-	-
Vetch / Grass peas	*	*	-	*	*	-	-	-
Soya beans	-	-	-	-	-	-	-	-
Fenugreek	*	*	-	*	*	-	-	-
Gibto	-	-	-	-	-	-	-	-
Oilseeds	2,286	1,184	-	16,930	1,184	-	-	-
Neug	*	*	-	609	*	-	-	-
Linseed	104	*	-	1,381	*	-	-	-
Groundnuts	*	*	-	*	*	-	-	-
Safflower	526	104	-	6,139	104	-	-	-
Sesame	1,306	763	-	8,543	763	-	-	-
Rapeseed	29	*	-	1,121	*	-	-	-
Vegetables	685	262	*	16,953	232	*	*	*
Lettuce	*	*	-	*	*	-	-	-
Head cabbage	*	*	-	*	*	-	-	-
Ethiopian cabbage	*	*	-	1,744	*	-	-	-
Tomatoes	*	*	*	3,047	8	-	-	-
Green peppers	*	*	-	6,131	*	-	-	-
Red peppers	469	141	*	7,821	129	*	*	*
Swiss chard	*	*	-	*	*	-	-	-
Root crops	267	*	*	5,852	*	*	*	*
Beetroot	-	-	-	-	-	-	-	-
Carrot	-	-	-	-	-	-	-	-
Onion	*	*	*	*	*	*	*	*
Potatoes	*	*	-	*	*	-	-	-
Garlic	*	*	-	4,844	*	-	-	-
Taro 'Godere'	-	-	-	-	-	-	-	-
Sweet potatoes	*	*	-	*	*	-	-	-
Other Temporary	260	210	-	12,961	210	-	-	-
Permanent crops	1,760	761	-	16,741	761	-	-	-
Avocado	-	-	-	-	-	-	-	-
Bananas	*	*	-	1,066	*	-	-	-
Guava	36	*	-	2,376	*	-	-	-
Lemons	*	2	-	772	2	-	-	-
Mangoes	28	*	-	1,070	*	-	-	-
Oranges	*	*	-	2,921	*	-	-	-
Papayas	26	14	-	4,173	14	-	-	-
Pineapples	-	-	-	-	-	-	-	-
Chat	1,205	482	-	9,375	482	-	-	-
Coffee	296	150	-	5,986	150	-	-	-
Hops / 'Geshe'	*	*	-	*	*	-	-	-
Enset	-	-	-	-	-	-	-	-
Sugar cane	*	*	-	*	*	-	-	-
Other permanent	*	*	-	741	*	-	-	-

(Table 1.3.10 cont'd.)

Oromia Zone

Crop type	UREA			UREA + DAP			INDIGENOUS SEED		
	Holder	Hectare	Quintal	Holder	Hectare	Quintal	Holder	Hectare	Quintal
All	*	*	*	-	-	-	85,316	58,314	15,037
Cereals	*	*	*	-	-	-	83,276	50,655	13,428
Teff	*	*	*	-	-	-	30,845	9,794	3,001
Barley	-	-	-	-	-	-	9,016	833	1,068
Wheat	-	-	-	-	-	-	4,038	*	*
Maize	-	-	-	-	-	-	60,117	6,037	2,664
Sorghum	-	-	-	-	-	-	69,426	33,336	6,111
Finger millet	-	-	-	-	-	-	*	*	*
Oats / 'Aja'	-	-	-	-	-	-	*	*	*
Rice	-	-	-	-	-	-	*	*	*
Pulses	-	-	-	-	-	-	30,379	2,523	1,243
Horse / Faba beans	-	-	-	-	-	-	4,025	*	*
Field Peas	-	-	-	-	-	-	4,013	339	*
Haricot beans	-	-	-	-	-	-	20,606	1,287	281
Chick peas	-	-	-	-	-	-	3,336	227	136
Lentils	-	-	-	-	-	-	2,775	*	60
Vetch / Grass peas	-	-	-	-	-	-	967	*	*
Soya beans	-	-	-	-	-	-	-	-	-
Fenugreek	-	-	-	-	-	-	3,868	*	*
Gibto	-	-	-	-	-	-	-	-	-
Oilseeds	-	-	-	-	-	-	28,175	2,175	365
Neug	-	-	-	-	-	-	1,563	*	*
Linseed	-	-	-	-	-	-	4,608	104	25
Groundnuts	-	-	-	-	-	-	*	*	*
Safflower	-	-	-	-	-	-	14,513	478	45
Sesame	-	-	-	-	-	-	12,406	1,290	*
Rapeseed	-	-	-	-	-	-	2,135	29	*
Vegetables	*	*	*	-	-	-	25,605	685	-
Lettuce	-	-	-	-	-	-	*	*	-
Head cabbage	-	-	-	-	-	-	*	*	-
Ethiopian cabbage	-	-	-	-	-	-	2,713	*	-
Tomatoes	*	*	*	-	-	-	5,358	*	-
Green peppers	-	-	-	-	-	-	7,248	*	-
Red peppers	*	*	*	-	-	-	13,993	469	-
Swiss chard	-	-	-	-	-	-	*	*	-
Root crops	*	*	*	-	-	-	8,432	267	-
Beetroot	-	-	-	-	-	-	-	-	-
Carrot	-	-	-	-	-	-	-	-	-
Onion	*	*	*	-	-	-	3,099	*	-
Potatoes	-	-	-	-	-	-	*	*	-
Garlic	-	-	-	-	-	-	6,711	*	-
Taro 'Godere'	-	-	-	-	-	-	-	-	-
Sweet potatoes	-	-	-	-	-	-	*	*	-
Other Temporary	-	-	-	-	-	-	18,816	249	-
Permanent crops							29,380	1,759	
Avocado							*	-	
Bananas							2,175	*	
Guava							4,809	36	
Lemons							1,693	*	
Mangoes							2,813	28	
Oranges							4,003	*	
Papayas							7,295	25	
Pineapples							-	-	
Chat							16,494	1,205	
Coffee							11,275	295	
Hops / 'Geshe'							*	*	
Enset							-	-	
Sugar cane							*	*	
Other permanent							1,212	*	

(Table 1.3.10 Cont'd.)

Oromia Zone

Crop type	IMPROVED SEED			PESTICIDE		IRRIGATION		EXTENSION PACKAGE	
	Holder	Hectare	Quintal	Holder	Hectare	Holder	Hectare	Holder	Hectare
All	3,716	415	66	14,363	4,721	8,854	*	*	*
Cereals	2,628	368	*	12,645	4,443	2,853	*	*	*
Teff	*	*	*	*	*	-	-	*	*
Barley	-	-	-	*	*	*	*	-	-
Wheat	-	-	-	*	*	-	-	-	-
Maize	1,531	106	*	796	*	*	*	1,223	*
Sorghum	*	*	-	11,419	3,936	1,479	*	*	*
Finger millet	-	-	-	*	*	-	-	-	-
Oats / 'Aja'	-	-	-	-	-	-	-	-	-
Rice	-	-	-	-	-	-	-	-	-
Pulses	-	-	-	*	*	-	-	*	*
Horse / Faba beans	-	-	-	-	-	-	-	-	-
Field Peas	-	-	-	-	-	-	-	-	-
Haricot beans	-	-	-	*	*	-	-	*	*
Chick peas	-	-	-	-	-	-	-	-	-
Lentils	-	-	-	-	-	-	-	-	-
Vetch / Grass peas	-	-	-	-	-	-	-	-	-
Soya beans	-	-	-	-	-	-	-	-	-
Fenugreek	-	-	-	*	*	-	-	-	-
Gibto	-	-	-	-	-	-	-	-	-
Oilseeds	*	*	*	*	*	-	-	1,695	*
Neug	-	-	-	-	-	-	-	-	-
Linseed	-	-	-	-	-	-	-	-	-
Groundnuts	*	*	*	-	-	-	-	*	*
Safflower	*	*	*	*	*	-	-	*	*
Sesame	-	-	-	*	*	-	-	1,072	*
Rapeseed	-	-	-	-	-	-	-	-	-
Vegetables	-	-	-	642	*	4,236	*	*	*
Lettuce	-	-	-	-	-	-	-	-	-
Head cabbage	-	-	-	-	-	-	-	-	-
Ethiopian cabbage	-	-	-	-	-	-	-	-	-
Tomatoes	-	-	-	*	*	*	*	-	-
Green peppers	-	-	-	-	-	*	*	-	-
Red peppers	-	-	-	*	*	3,929	*	*	*
Swiss chard	-	-	-	-	-	-	-	-	-
Root crops	-	-	-	642	*	*	*	*	*
Beetroot	-	-	-	-	-	-	-	-	-
Carrot	-	-	-	-	-	-	-	-	-
Onion	-	-	-	*	*	*	*	*	*
Potatoes	-	-	-	-	-	-	-	-	-
Garlic	-	-	-	*	*	-	-	-	-
Taro 'Godere'	-	-	-	-	-	-	-	-	-
Sweet potatoes	-	-	-	-	-	-	-	-	-
Other Temporary	*	*	-	-	-	*	*	*	*
Permanent crops	-	-	-	1,104	*	5,147	*	*	*
Avocado	-	-	-	-	-	-	-	-	-
Bananas	-	-	-	-	-	*	*	-	-
Guava	-	-	-	-	-	*	*	-	-
Lemons	-	-	-	-	-	-	-	-	-
Mangoes	-	-	-	-	-	833	*	*	*
Oranges	-	-	-	-	-	1,407	*	-	-
Papayas	-	-	-	-	-	*	*	-	-
Pineapples	-	-	-	-	-	-	-	-	-
Chat	-	-	-	1,104	*	*	*	*	*
Coffee	-	-	-	-	-	*	*	-	-
Hops / 'Geshe'	-	-	-	-	-	-	-	-	-
Enset	-	-	-	-	-	-	-	-	-
Sugar cane	-	-	-	-	-	*	*	-	-
Other permanent	-	-	-	-	-	*	*	-	-

Table1.3.11 Number of Holders, Inputs Applied Area and Quantity of Inputs used

Argoba Special Woreda

Crop type	All Crop Area	All Fertilizers		Natural		DAP		
		Hectare	Quintal	Holder	Hectare	Holder	Hectare	Quintal
All	4,658	1,506	-	3,669	1,506	-	-	-
Cereals	4,199	1,355	-	3,520	1,355	-	-	-
Teff	806	158	-	760	158	-	-	-
Barley	60	19	-	248	19	-	-	-
Wheat	26	14	-	184	14	-	-	-
Maize	484	171	-	2,154	171	-	-	-
Sorghum	2,791	977	-	2,805	977	-	-	-
Finger millet	11	9	-	326	9	-	-	-
Oats / 'Aja'	22	*	-	67	*	-	-	-
Rice	-	-	-	-	-	-	-	-
Pulses	158	79	-	1,026	79	-	-	-
Horse / Faba beans	-	-	-	-	-	-	-	-
Field Peas	16	12	-	194	12	-	-	-
Haricot beans	88	42	-	702	42	-	-	-
Chick peas	38	*	-	*	*	-	-	-
Lentils	16	7	-	145	7	-	-	-
Vetch / Grass peas	-	-	-	-	-	-	-	-
Soya beans	-	-	-	-	-	-	-	-
Fenugreek	1	*	-	147	*	-	-	-
Gibto	-	-	-	-	-	-	-	-
Oilseeds	228	42	-	925	42	-	-	-
Neug	*	*	-	*	*	-	-	-
Linseed	17	*	-	330	*	-	-	-
Groundnuts	*	-	-	-	-	-	-	-
Safflower	41	10	-	378	10	-	-	-
Sesame	166	23	-	446	23	-	-	-
Rapeseed	*	*	-	*	*	-	-	-
Vegetables	20	13	-	914	13	-	-	-
Lettuce	*	*	-	*	*	-	-	-
Head cabbage	*	*	-	*	*	-	-	-
Ethiopian cabbage	*	*	-	*	*	-	-	-
Tomatoes	*	*	-	*	*	-	-	-
Green peppers	4	*	-	*	*	-	-	-
Red peppers	17	11	-	765	11	-	-	-
Swiss chard	-	-	-	-	-	-	-	-
Root crops	*	*	-	245	*	-	-	-
Beetroot	-	-	-	-	-	-	-	-
Carrot	*	*	-	*	*	-	-	-
Onion	*	*	-	*	*	-	-	-
Potatoes	*	*	-	*	*	-	-	-
Garlic	*	*	-	*	*	-	-	-
Taro 'Godere'	-	-	-	-	-	-	-	-
Sweet potatoes	-	-	-	-	-	-	-	-
Other Temporary	32	6	-	572	6	-	-	-
Permanent crops	15	9	-	339	9	-	-	-
Avocado	-	-	-	-	-	-	-	-
Bananas	*	*	-	83	*	-	-	-
Guava	*	*	-	*	*	-	-	-
Lemons	-	-	-	-	-	-	-	-
Mangoes	*	*	-	*	*	-	-	-
Oranges	*	*	-	*	*	-	-	-
Papayas	*	*	-	*	*	-	-	-
Pineapples	-	-	-	-	-	-	-	-
Chat	2	1	-	98	1	-	-	-
Coffee	4	1	-	161	1	-	-	-
Hops / 'Geshe'	*	*	-	*	*	-	-	-
Enset	-	-	-	-	-	-	-	-
Sugar cane	*	*	-	*	*	-	-	-
Other permanent	*	*	-	*	*	-	-	-

Argoba Special Woreda

[illegible]

(Table1.3.11 Cont'd)

Argoba Special Woreda

Crop type	IMPROVED SEED			PESTICIDE		IRRIGATION		EXTENSION PACKAGE	
	Holder	Hectare	Quintal	Holder	Hectare	Holder	Hectare	Holder	Hectare
All	*	*	*	1,221	335	257	12	78	*
Cereals	-	-	-	1,173	326	*	*	*	*
Teff	-	-	-	85	*	-	-	-	-
Barley	-	-	-	*	*	-	-	-	-
Wheat	-	-	-	*	*	-	-	-	-
Maize	-	-	-	351	15	*	*	*	*
Sorghum	-	-	-	1,079	293	*	*	*	*
Finger millet	-	-	-	*	*	-	-	-	-
Oats / 'Aja'	-	-	-	*	*	-	-	-	-
Rice	-	-	-	-	-	-	-	-	-
Pulses	*	*	*	*	*	-	-	-	-
Horse / Faba beans	-	-	-	-	-	-	-	-	-
Field Peas	-	-	-	*	*	-	-	-	-
Haricot beans	-	-	-	-	-	-	-	-	-
Chick peas	*	*	*	-	-	-	-	-	-
Lentils	-	-	-	-	-	-	-	-	-
Vetch / Grass peas	-	-	-	-	-	-	-	-	-
Soya beans	-	-	-	-	-	-	-	-	-
Fenugreek	-	-	-	-	-	-	-	-	-
Gibto	-	-	-	-	-	-	-	-	-
Oilseeds	-	-	-	*	*	-	-	*	*
Neug	-	-	-	-	-	-	-	-	-
Linseed	-	-	-	*	*	-	-	-	-
Groundnuts	-	-	-	-	-	-	-	-	-
Safflower	-	-	-	*	*	-	-	-	-
Sesame	-	-	-	*	*	-	-	*	*
Rapeseed	-	-	-	-	-	-	-	-	-
Vegetables	-	-	-	*	*	*	*	-	-
Lettuce	-	-	-	-	-	-	-	-	-
Head cabbage	-	-	-	-	-	-	-	-	-
Ethiopian cabbage	-	-	-	-	-	-	-	-	-
Tomatoes	-	-	-	-	-	-	-	-	-
Green peppers	-	-	-	-	-	-	-	-	-
Red peppers	-	-	-	*	*	*	*	-	-
Swiss chard	-	-	-	-	-	-	-	-	-
Root crops	-	-	-	-	-	*	*	-	-
Beetroot	-	-	-	-	-	-	-	-	-
Carrot	-	-	-	-	-	-	-	-	-
Onion	-	-	-	-	-	*	*	-	-
Potatoes	-	-	-	-	-	*	*	-	-
Garlic	-	-	-	-	-	*	*	-	-
Taro 'Godere'	-	-	-	-	-	-	-	-	-
Sweet potatoes	-	-	-	-	-	-	-	-	-
Other Temporary	-	-	-	*	*	-	-	-	-
Permanent crops				*	*	193	*	*	*
Avocado	-	-	-	-	-	-	-	-	-
Bananas	-	-	-	-	-	*	*	-	-
Guava	-	-	-	-	-	*	*	*	*
Lemons	-	-	-	-	-	-	-	-	-
Mangoes	-	-	-	-	-	*	*	-	-
Oranges	-	-	-	-	-	*	*	*	*
Papayas	-	-	-	-	-	*	*	-	-
Pineapples	-	-	-	-	-	-	-	-	-
Chat	-	-	-	*	*	*	*	-	-
Coffee	-	-	-	-	-	*	*	-	-
Hops / 'Geshe'	-	-	-	-	-	-	-	-	-
Enset	-	-	-	-	-	-	-	-	-
Sugar cane	-	-	-	-	-	*	*	-	-
Other permanent	-	-	-	*	*	-	-	-	-

Table1.4 Number of Holders, Inputs Applied Area and Quantity of Inputs used

Oromia Region

Crop type	All Crop Area	All Fertilizers		Natural		DAP		
		Hectare	Quintal	Holder	Hectare	Holder	Hectare	Quintal
All	5,724,657	2,589,787	1,992,804	3,214,924	781,405	1,300,202	984,305	729,279
Cereals	4,064,069	2,162,283	1,788,306	2,085,767	497,384	1,229,614	884,333	628,750
Teff	1,081,501	675,169	579,437	211,081	50,660	554,945	280,011	175,127
Barley	451,955	243,888	160,366	356,984	48,741	362,719	163,039	123,498
Wheat	794,836	581,577	662,706	191,561	27,074	499,270	304,460	234,761
Maize	933,713	470,904	351,250	1,649,202	231,684	292,030	96,812	74,008
Sorghum	677,092	154,296	18,005	533,630	134,478	40,069	10,201	6,439
Finger millet	98,041	29,215	13,127	26,281	4,188	77,166	23,745	12,248
Oats / 'Aja'	21,899	6,448	3,241	13,804	530	27,455	5,308	2,495
Rice	*	*	*	2,496	29	*	*	*
Pulses	616,035	151,057	61,919	847,178	74,277	223,885	61,041	45,990
Horse / Faba beans	207,597	64,084	20,056	380,760	37,360	118,842	20,694	14,020
Field Peas	83,647	25,501	16,631	87,324	7,701	60,596	14,775	13,614
Haricot beans	146,452	47,176	19,886	377,012	23,127	54,342	22,521	16,483
Chick peas	74,069	3,588	936	35,239	2,262	4,505	578	328
Lentils	31,713	6,094	3,648	14,144	757	14,690	1,521	1,237
Vetch / Grass peas	61,469	1,901	*	20,115	1,371	*	*	*
Soya beans	1,688	236	*	5,636	*	*	*	*
Fenugreek	9,389	2,467	499	100,049	1,556	8,389	612	216
Gibto	*	*	-	*	*	-	-	-
Oilseeds	393,167	61,278	26,970	305,065	35,776	74,999	18,641	9,621
Neug	180,630	12,472	712	32,599	10,007	3,743	2,016	*
Linseed	130,900	15,034	3,159	56,359	4,973	32,803	8,409	2,597
Groundnuts	27,075	14,370	*	53,810	12,506	3,816	432	*
Safflower	1,728	*	*	3,452	42	*	*	*
Sesame	34,023	*	*	23,923	*	*	*	*
Rapeseed	18,811	13,624	18,716	150,501	3,878	34,492	7,736	5,770
Vegetables	61,839	31,494	32,649	1,565,946	21,579	69,000	3,964	10,740
Lettuce	*	*	*	14,840	46	*	*	*
Head cabbage	2,189	1,699	*	167,399	876	7,853	*	*
Ethiopian cabbage	13,403	8,716	1,068	1,015,324	8,362	10,246	144	*
Tomatoes	3,408	*	*	38,263	342	*	*	*
Green peppers	4,891	2,574	607	443,348	2,275	7,535	67	175
Red peppers	37,644	16,601	23,779	397,268	9,599	47,344	3,243	9,070
Swiss chard	109	80	*	23,471	79	*	*	*
Root crops	66,175	38,728	36,909	1,212,374	23,513	102,432	9,328	19,045
Beetroot	1,549	1,182	*	205,782	955	5,804	*	68
Carrot	*	894	*	55,550	*	*	*	*
Onion	10,243	7,014	*	172,458	2,265	21,429	*	*
Potatoes	16,965	13,514	18,370	155,782	4,549	65,211	6,679	12,902
Garlic	6,260	4,506	983	521,219	4,223	8,798	*	203
Taro 'Godere'	7,735	4,463	*	255,177	4,412	*	*	*
Sweet potatoes	21,538	7,155	1,929	224,916	6,476	6,124	153	251
Other Temporary	26,288	10,965	4,135	819,112	10,179	9,835	380	*
Permanent crops	497,084	133,982		1,792,019	118,698			
Avocado	1,584	466		60,829	454			
Bananas	10,075	3,298		300,908	3,255			
Guava	740	208		55,372	208			
Lemons	135	55		20,854	55			
Mangoes	3,249	613		109,982	581			
Oranges	1,175	211		55,856	193			
Papayas	1,355	616		118,775	547			
Pineapples	*	*		*	*			
Chat	96,326	46,581		580,510	36,008			
Coffee	284,630	25,289		440,794	21,326			
Hops / 'Geshe'	6,771	3,027		301,387	2,930			
Enset	82,216	51,230		954,093	50,789			
Sugar cane	7,146	1,788		117,778	1,757			
Other permanent	1,674	598		178,095	594			

(Table 1.4 cont'd.)

Oromia Region

Crop type	UREA			UREA + DAP			INDIGENOUS SEED		
	Holder	Hectare	Quintal	Holder	Hectare	Quintal	Holder	Hectare	Quintal
All	243,179	86,590	98,356	984,619	737,487	1,165,169	5,189,587	5,498,961	4,551,424
Cereals	200,642	71,178	58,521	958,565	709,389	1,101,035	4,859,858	3,870,356	3,660,940
Teff	77,552	35,000	20,340	488,901	309,499	383,970	2,223,610	1,076,239	636,095
Barley	16,024	3,474	2,688	121,911	28,633	34,180	1,490,313	449,091	847,164
Wheat	35,410	8,020	6,364	471,356	242,024	421,581	1,679,025	760,027	1,572,661
Maize	88,772	18,392	21,837	357,342	124,016	255,405	3,351,710	784,741	353,976
Sorghum	28,210	5,851	*	25,193	*	4,548	2,069,776	676,073	174,922
Finger millet	2,227	441	*	3,879	840	605	435,619	97,366	33,752
Oats / 'Aja'	-	-	-	8,828	610	*	154,821	21,794	37,252
Rice	-	-	-	-	-	-	19,012	*	*
Pulses	17,179	1,827	1,960	77,929	13,912	13,970	2,691,932	603,408	734,768
Horse / Faba beans	2,916	*	*	35,624	5,491	5,750	1,332,036	207,075	314,182
Field Peas	*	*	*	15,973	2,830	2,951	503,985	83,467	114,817
Haricot beans	8,650	426	1,052	*	1,102	*	1,153,849	138,293	112,116
Chick peas	*	*	*	3,232	676	*	304,831	72,559	85,066
Lentils	2,538	*	152	16,714	3,369	2,260	221,880	29,665	28,803
Vetch / Grass peas	*	*	*	*	*	*	285,304	61,353	74,042
Soya beans	*	*	*	-	-	-	29,470	1,660	1,127
Fenugreek	*	*	*	*	*	*	253,675	9,324	4,608
Gibto	-	-	-	-	-	-	*	*	*
Oilseeds	18,835	3,379	3,374	24,376	3,483	13,975	1,440,639	391,643	155,717
Neug	*	*	*	1,036	*	*	519,445	180,538	33,576
Linseed	4,038	*	*	3,387	366	93	563,403	130,642	94,680
Groundnuts	11,712	*	*	*	*	*	141,531	27,033	14,165
Safflower	*	*	*	*	*	*	31,152	1,721	217
Sesame	*	*	*	*	*	*	170,223	34,014	4,952
Rapeseed	*	*	*	17,529	1,966	12,842	288,413	17,695	8,127
Vegetables	38,406	3,002	*	39,716	2,948	7,176	2,410,944	60,863	-
Lettuce	*	*	*	*	*	*	23,231	*	-
Head cabbage	*	*	*	*	*	*	255,365	1,991	-
Ethiopian cabbage	*	*	*	5,075	34	*	1,380,743	13,139	-
Tomatoes	*	*	*	5,491	*	*	74,641	3,300	-
Green peppers	3,623	*	*	9,906	196	305	712,893	4,874	-
Red peppers	28,083	2,403	*	21,163	1,355	3,818	808,858	37,270	-
Swiss chard	-	-	-	*	*	*	27,885	107	-
Root crops	33,020	1,386	2,999	46,254	4,500	14,865	2,107,044	65,385	-
Beetroot	*	*	*	*	*	*	280,252	1,379	-
Carrot	*	*	*	*	*	*	92,086	*	-
Onion	6,256	460	*	12,050	2,118	*	328,115	10,148	-
Potatoes	*	*	*	16,247	1,676	4,727	319,531	16,956	-
Garlic	3,598	*	*	10,612	63	*	718,443	6,244	-
Taro 'Godere'	-	-	-	*	*	*	456,213	7,597	-
Sweet potatoes	12,564	230	743	7,268	296	934	620,690	21,202	-
Other Temporary	6,229	*	*	6,756	195	1,838	1,337,386	26,001	-
Permanent crops							3,063,326	481,305	
Avocado							169,347	1,349	
Bananas							773,549	9,982	
Guava							169,054	738	
Lemons							52,420	134	
Mangoes							394,657	3,212	
Oranges							181,956	1,162	
Papayas							275,418	1,280	
Pineapples							3,301	*	
Chat							1,219,252	95,333	
Coffee							1,393,932	272,368	
Hops / 'Gesho'							549,303	6,326	
Enset							1,374,260	80,901	
Sugar cane							285,988	7,096	
Other permanent							328,833	1,414	

(Table 1.4 Cont'd.)

Oromia Region

Crop type	IMPROVED SEED			PESTICIDE		IRRIGATION		EXTENSION PACKAGE	
	Holder	Hectare	Quintal	Holder	Hectare	Holder	Hectare	Holder	Hectare
All	573,981	216,908	118,888	1,949,655	1,409,905	402,657	72,977	710,787	427,121
Cereals	446,593	190,589	105,888	1,881,290	1,355,079	195,159	37,564	652,908	389,166
Teff	10,220	4,565	2,395	1,112,200	565,787	29,699	5,751	100,415	45,895
Barley	8,682	2,195	4,170	475,920	176,025	9,730	1,504	99,864	41,894
Wheat	76,924	34,155	61,490	901,039	490,548	16,563	2,129	204,971	147,550
Maize	359,865	148,463	37,675	148,296	44,552	127,815	18,037	415,910	145,024
Sorghum	3,207	*	*	147,423	48,285	67,650	9,958	27,161	5,654
Finger millet	*	*	*	73,462	17,916	-	-	1,745	*
Oats / 'Aja'	*	*	*	48,537	8,276	*	*	14,386	2,925
Rice	-	-	-	*	*	-	-	-	-
Pulses	27,164	11,663	12,529	58,607	17,326	35,491	1,588	58,880	15,019
Horse / Faba beans	2,329	*	*	19,239	3,267	*	*	19,209	2,183
Field Peas	*	*	*	16,442	3,510	*	*	9,987	1,223
Haricot beans	12,291	7,942	*	11,340	*	20,181	654	28,016	9,440
Chick peas	6,405	1,338	2,179	3,197	1,092	3,892	*	6,557	1,481
Lentils	4,006	*	*	9,128	3,853	*	*	1,897	*
Vetch / Grass peas	*	*	*	3,678	832	*	*	2,362	*
Soya beans	*	*	*	*	*	-	-	-	-
Fenugreek	*	*	-	2,050	*	4,574	48	3,026	*
Gibto	-	-	-	-	-	*	*	-	-
Oilseeds	5,014	*	*	87,561	25,456	11,037	877	27,505	5,229
Neug	*	*	-	3,263	1,043	*	*	*	*
Linseed	1,796	*	*	78,484	23,307	3,863	87	7,603	*
Groundnuts	*	*	-	*	*	*	*	*	*
Safflower	-	-	-	-	-	-	-	-	-
Sesame	-	-	-	*	*	*	*	*	*
Rapeseed	*	*	*	*	*	2,870	*	14,201	*
Vegetables	19,939	746	-	40,719	2,963	100,283	3,961	40,305	2,477
Lettuce	*	*	-	*	*	*	*	*	*
Head cabbage	9,551	*	-	7,199	*	17,478	*	6,941	*
Ethiopian cabbage	2,268	*	-	11,678	*	28,405	*	17,059	226
Tomatoes	2,506	*	-	*	*	20,450	1,940	*	*
Green peppers	2,050	*	-	8,696	70	43,512	503	5,378	*
Red peppers	2,326	*	-	*	*	21,171	392	12,251	*
Swiss chard	*	*	-	*	*	*	*	*	*
Root crops	27,224	477	-	49,979	5,092	135,932	6,940	45,188	2,803
Beetroot	16,200	*	-	3,212	28	13,633	*	5,618	40
Carrot	6,007	*	-	*	*	10,360	*	1,899	2
Onion	3,035	*	-	9,620	2,018	24,846	2,507	6,933	*
Potatoes	*	*	-	25,894	2,816	20,310	*	*	*
Garlic	-	-	-	13,956	103	29,012	495	3,503	*
Taro 'Godere'	*	*	-	*	*	*	*	2,832	*
Sweet potatoes	*	*	-	*	*	63,523	2,219	12,377	298
Other Temporary	4,627	77	-	6,632	117	30,290	347	9,081	178
Permanent crops				53,793	3,872	291,377	21,699	115,448	12,250
Avocado			-	-	-	6,807	26	*	*
Bananas			*	*	*	86,459	1,445	4,969	*
Guava			-	-	-	19,665	123	*	*
Lemons			*	*	*	11,723	23	*	*
Mangoes			*	*	*	21,488	172	*	*
Oranges			*	*	*	17,598	59	*	*
Papayas			*	*	*	33,948	440	3,399	*
Pineapples			-	-	-	-	-	-	-
Chat				27,108	2,545	146,722	10,674	53,769	4,439
Coffee	72,780	11,142	-	11,103	724	115,923	4,705	52,016	5,919
Hops / 'Gescho'				3,636	*	29,334	490	6,410	*
Enset				4,307	*	22,006	508		
Sugar cane				*	*	72,708	2,894	*	*
Other permanent				2,446	*	28,482	142	5,893	49

Table1.4.1 Number of Holders, Inputs Applied Area and Quantity of Inputs used

West Welega

Crop type	All Crop Area	All Fertilizers		Natural		DAP		
		Hectare	Quintal	Holder	Hectare	Holder	Hectare	Quintal
All	299,255	101,940	41,321	160,828	51,607	77,766	34,469	17,594
Cereals	171,183	85,782	40,379	122,562	36,077	75,333	34,079	17,267
Teff	33,714	25,306	13,355	10,207	1,224	48,511	18,513	10,156
Barley	2,523	472	*	15,232	405	*	*	*
Wheat	2,296	1,067	*	14,300	750	*	*	*
Maize	58,189	36,588	19,900	107,654	26,617	5,727	835	711
Sorghum	43,109	5,967	444	28,945	5,236	3,981	559	247
Finger millet	31,169	16,233	6,420	6,816	*	38,485	13,657	5,898
Oats / 'Aja'	*	*	-	*	*	-	-	-
Rice	*	*	*	-	-	*	*	*
Pulses	15,353	4,606	*	74,273	4,501	*	*	*
Horse / Faba beans	3,696	1,119	*	27,059	1,041	*	*	*
Field Peas	2,831	450	*	14,700	430	*	*	*
Haricot beans	6,615	*	*	47,796	*	-	-	-
Chick peas	676	*	-	*	*	-	-	-
Lentils	*	*	-	*	*	-	-	-
Vetch / Grass peas	623	*	-	7,752	*	-	-	-
Soya beans	*	*	*	*	*	*	*	*
Fenugreek	268	*	-	7,818	*	-	-	-
Gibto	-	-	-	-	-	-	-	-
Oilseeds	27,321	*	*	17,163	*	*	*	*
Neug	18,814	*	-	*	*	-	-	-
Linseed	274	*	-	*	*	-	-	-
Groundnuts	*	*	-	*	*	-	-	-
Safflower	*	*	-	*	*	-	-	-
Sesame	7,759	*	-	*	*	-	-	-
Rapeseed	293	*	*	6,244	*	*	*	*
Vegetables	3,804	2,050	*	80,948	1,969	1,549	*	*
Lettuce	*	-	-	-	-	-	-	-
Head cabbage	21	*	-	*	*	-	-	-
Ethiopian cabbage	212	70	-	12,871	70	-	-	-
Tomatoes	*	*	-	*	*	-	-	-
Green peppers	71	*	-	*	*	-	-	-
Red peppers	3,494	1,966	*	71,478	1,885	1,549	*	*
Swiss chard	*	-	-	*	*	-	-	-
Root crops	6,213	1,954	259	67,981	1,704	*	*	*
Beetroot	10	*	*	*	*	-	-	-
Carrot	*	*	*	*	*	-	-	-
Onion	*	*	*	5,536	*	*	*	*
Potatoes	296	*	*	*	*	*	*	*
Garlic	84	*	-	10,327	*	-	-	-
Taro 'Godere'	490	167	*	22,272	166	*	*	*
Sweet potatoes	5,253	1,537	*	45,902	1,367	*	*	*
Other Temporary	4,387	2,706	*	75,801	2,575	*	*	*
Permanent crops	70,993	884		46,267	848			
Avocado	362	*		*	*			
Bananas	1,707	273		28,006	273			
Guava	*	-		-	-			
Lemons	*	*		*	*			
Mangoes	816	50		7,959	45			
Oranges	402	46		9,943	46			
Papayas	76	27		4,975	24			
Pineapples	-	-		-	-			
Chat	1,268	*		7,617	*			
Coffee	65,578	257		11,651	232			
Hops / 'Geshe'	357	70		7,500	68			
Enset	154	*		2,411	*			
Sugar cane	232	*		*	*			
Other permanent	33	*		1,251	*			

(Table 1.4.1cont'd.)

West Welega

Crop type	UREA			UREA + DAP			INDIGENOUS SEED		
	Holder	Hectare	Quintal	Holder	Hectare	Quintal	Holder	Hectare	Quintal
All	7,260	*	636	45,781	13,872	23,091	281,674	291,641	82,305
Cereals	*	*	602	44,876	13,703	22,509	263,710	164,375	67,225
Teff	*	*	*	*	*	*	94,680	33,682	22,237
Barley	-	-	-	-	-	-	53,189	2,494	3,140
Wheat	-	-	-	*	*	*	35,446	2,296	2,447
Maize	1,217	*	*	39,656	8,990	19,122	224,458	51,517	15,536
Sorghum	*	*	*	*	*	*	204,654	43,033	11,781
Finger millet	*	*	*	*	*	*	115,897	31,169	12,010
Oats / 'Aja'	-	-	-	-	-	-	*	*	*
Rice	-	-	-	-	-	-	*	*	*
Pulses	-	-	-	*	*	*	176,122	15,325	11,057
Horse / Faba beans	-	-	-	*	*	*	68,067	3,696	3,580
Field Peas	-	-	-	-	-	-	53,989	2,830	2,418
Haricot beans	-	-	-	*	*	*	114,793	6,604	3,947
Chick peas	-	-	-	-	-	-	11,032	660	261
Lentils	-	-	-	-	-	-	*	*	*
Vetch / Grass peas	-	-	-	-	-	-	21,842	623	439
Soya beans	-	-	-	-	-	-	12,590	*	*
Fenugreek	-	-	-	-	-	-	15,041	268	91
Gibto	-	-	-	-	-	-	-	-	-
Oilseeds	-	-	-	*	*	*	114,044	27,316	4,023
Neug	-	-	-	-	-	-	83,645	18,814	2,769
Linseed	-	-	-	-	-	-	9,887	274	57
Groundnuts	-	-	-	-	-	-	4,089	*	*
Safflower	-	-	-	-	-	-	*	*	*
Sesame	-	-	-	-	-	-	27,294	7,759	1,096
Rapeseed	-	-	-	*	*	*	11,411	288	40
Vegetables	*	*	*	*	*	*	157,402	3,802	-
Lettuce	-	-	-	-	-	-	*	*	-
Head cabbage	-	-	-	-	-	-	5,163	21	-
Ethiopian cabbage	-	-	-	-	-	-	45,207	210	-
Tomatoes	-	-	-	-	-	-	1,249	*	-
Green peppers	-	-	-	-	-	-	10,524	71	-
Red peppers	*	*	*	*	*	*	122,904	3,494	-
Swiss chard	-	-	-	-	-	-	*	*	-
Root crops	*	*	*	2,132	*	114	186,067	6,205	-
Beetroot	-	-	-	*	*	*	3,989	10	-
Carrot	-	-	-	*	*	*	4,597	*	-
Onion	-	-	-	-	-	-	7,982	*	-
Potatoes	-	-	-	*	*	*	6,646	294	-
Garlic	-	-	-	-	-	-	18,194	84	-
Taro 'Godere'	-	-	-	-	-	-	57,334	486	-
Sweet potatoes	*	*	*	*	*	*	157,515	5,251	-
Other Temporary	*	*	*	-	-	-	151,508	4,363	-
Permanent crops							253,197	70,253	
Avocado							35,491	362	
Bananas							130,625	1,693	
Guava							*	*	
Lemons							2,729	*	
Mangoes							71,128	816	
Oranges							43,042	398	
Papayas							19,466	76	
Pineapples							-	-	
Chat							47,835	1,268	
Coffee							217,547	64,862	
Hops / 'Geshe'							39,120	357	
Enset							19,042	150	
Sugar cane							11,380	232	
Other permanent							7,331	33	

(Table 1.4.1 Cont'd.)

West Welega

Crop type	IMPROVED SEED			PESTICIDE		IRRIGATION		EXTENSION PACKAGE	
	Holder	Hectare	Quintal	Holder	Hectare	Holder	Hectare	Holder	Hectare
All	39,506	7,423	1,432	48,478	15,843	*	*	46,550	10,727
Cereals	34,538	6,779	1,419	47,252	15,788	*	*	44,765	10,508
Teff	*	*	*	17,074	8,905	*	*	*	*
Barley	-	-	-	*	*	*	*	*	*
Wheat	-	-	-	*	*	-	-	-	-
Maize	34,239	6,671	1,395	11,868	1,985	*	*	39,048	8,132
Sorghum	*	*	-	*	*	-	-	*	*
Finger millet	-	-	-	13,898	2,645	-	-	*	*
Oats / 'Aja'	-	-	-	-	-	-	-	-	-
Rice	-	-	-	-	-	-	-	-	-
Pulses	1,241	*	*	*	*	*	*	*	*
Horse / Faba beans	-	-	-	-	-	*	*	*	*
Field Peas	*	*	-	*	*	*	*	*	*
Haricot beans	*	*	*	-	-	*	*	*	*
Chick peas	*	*	*	-	-	-	-	-	-
Lentils	-	-	-	-	-	*	*	-	-
Vetch / Grass peas	-	-	-	-	-	-	-	-	-
Soya beans	-	-	-	-	-	-	-	-	-
Fenugreek	-	-	-	*	*	*	*	-	-
Gibto	-	-	-	-	-	-	-	-	-
Oilseeds	-	-	-	*	*	*	*	*	*
Neug	-	-	-	*	*	-	-	-	-
Linseed	-	-	-	-	-	-	-	-	-
Groundnuts	-	-	-	-	-	-	-	-	-
Safflower	-	-	-	-	-	-	-	-	-
Sesame	-	-	-	-	-	*	*	-	-
Rapeseed	-	-	-	-	-	-	-	*	*
Vegetables	*	*	-	*	*	*	*	-	-
Lettuce	-	-	-	-	-	-	-	-	-
Head cabbage	*	*	-	-	-	-	-	-	-
Ethiopian cabbage	*	*	-	-	-	*	*	-	-
Tomatoes	-	-	-	-	-	-	-	-	-
Green peppers	-	-	-	-	-	*	*	-	-
Red peppers	-	-	-	*	*	*	*	-	-
Swiss chard	-	-	-	-	-	-	-	-	-
Root crops	*	*	-	-	-	*	*	*	*
Beetroot	-	-	-	-	-	-	-	-	-
Carrot	-	-	-	-	-	-	-	-	-
Onion	-	-	-	-	-	*	*	-	-
Potatoes	*	*	-	-	-	*	*	-	-
Garlic	-	-	-	-	-	*	*	-	-
Taro 'Godere'	-	-	-	-	-	*	*	*	*
Sweet potatoes	-	-	-	-	-	-	-	*	*
Other Temporary	-	-	-	-	-	*	*	*	*
Permanent crops				-	-	4,252	*	2,428	*
Avocado				-	-	*	*	-	-
Bananas				-	-	*	*	-	-
Guava				-	-	-	-	-	-
Lemons				-	-	-	-	-	-
Mangoes				-	-	*	*	*	*
Oranges				-	-	*	*	-	-
Papayas				-	-	-	-	*	*
Pineapples				-	-	-	-	-	-
Chat				-	-	-	-	*	*
Coffee	4,069	604	-	-	-	*	*	*	*
Hops / 'Geshe'				-	-	-	-	*	*
Enset				-	-	-	-	-	-
Sugar cane				-	-	*	*	-	-
Other permanent				-	-	-	-	-	-

Table1.4.2 Number of Holders, Inputs Applied Area and Quantity of Inputs used

East Welega

Crop type	All Crop Area	All Fertilizers		Natural		DAP		
		Hectare	Quintal	Holder	Hectare	Holder	Hectare	Quintal
All	336,251	123,166	85,973	149,021	46,765	59,860	47,010	31,706
Cereals	249,935	106,659	84,460	114,873	32,035	59,318	46,787	31,423
Teff	76,883	45,097	24,986	16,266	*	50,531	35,800	22,783
Barley	7,719	2,835	*	22,456	1,968	*	*	*
Wheat	9,896	*	*	10,561	931	3,237	393	418
Maize	77,460	42,006	48,004	103,649	18,227	11,175	3,449	3,309
Sorghum	55,902	*	*	13,743	*	*	*	-
Finger millet	21,721	7,997	*	3,948	1,095	17,743	6,713	*
Oats / 'Aja'	*	*	*	*	*	-	-	-
Rice	*	-	-	-	-	-	-	-
Pulses	18,043	4,744	*	50,762	4,595	*	*	*
Horse / Faba beans	11,343	3,988	*	34,850	3,859	*	*	*
Field Peas	3,116	97	*	3,248	92	*	*	*
Haricot beans	2,007	*	*	7,725	*	-	-	-
Chick peas	1,010	*	-	*	*	-	-	-
Lentils	*	-	-	-	-	-	-	-
Vetch / Grass peas	-	-	-	-	-	-	-	-
Soya beans	290	-	-	-	-	-	-	-
Fenugreek	*	48	-	8,357	48	-	-	-
Gibto	-	-	-	-	-	-	-	-
Oilseeds	51,175	*	*	21,400	*	*	*	*
Neug	39,304	*	*	10,673	*	*	*	*
Linseed	208	*	*	*	*	-	-	-
Groundnuts	*	*	*	*	*	-	-	-
Safflower	*	*	*	*	*	-	-	-
Sesame	8,142	*	*	*	*	-	-	-
Rapeseed	547	317	-	9,833	317	-	-	-
Vegetables	3,203	1,768	248	85,348	1,560	1,703	*	*
Lettuce	*	*	*	-	-	-	-	-
Head cabbage	18	16	*	4,234	15	-	-	-
Ethiopian cabbage	264	189	-	14,358	189	-	-	-
Tomatoes	*	*	*	*	*	-	-	-
Green peppers	269	126	*	26,296	124	*	*	*
Red peppers	2,649	1,435	*	57,254	1,231	1,447	*	*
Swiss chard	*	*	-	*	*	-	-	-
Root crops	2,215	897	*	61,232	892	-	-	-
Beetroot	*	*	*	9,902	*	-	-	-
Carrot	*	*	*	1,653	*	-	-	-
Onion	133	79	-	11,785	79	-	-	-
Potatoes	*	*	-	*	*	-	-	-
Garlic	204	131	-	33,499	131	-	-	-
Taro 'Godere'	*	*	-	5,794	*	-	-	-
Sweet potatoes	1,280	276	*	17,229	271	-	-	-
Other Temporary	1,581	997	*	48,173	960	*	*	*
Permanent crops	10,098	1,008		45,437	994			
Avocado	*	*		*	*			
Bananas	512	139		17,180	139			
Guava	-	-		-	-			
Lemons	*	*		*	*			
Mangoes	*	*		4,837	*			
Oranges	*	*		*	*			
Papayas	*	*		*	*			
Pineapples	-	-		-	-			
Chat	*	111		5,344	111			
Coffee	7,069	259		10,170	259			
Hops / 'Gesho'	455	244		21,444	230			
Enset	*	*		*	*			
Sugar cane	140	*		1,184	*			
Other permanent	79	*		5,845	*			

(Table 1.4.2 cont'd.)

East Welega

Crop type	UREA			UREA + DAP			INDIGENOUS SEED		
	Holder	Hectare	Quintal	Holder	Hectare	Quintal	Holder	Hectare	Quintal
All	5,249	*	*	54,941	27,765	53,530	231,623	314,942	123,267
Cereals	2,381	*	*	54,404	27,085	52,747	228,243	228,827	99,745
Teff	1,101	*	*	8,639	3,507	*	139,043	76,642	38,457
Barley	-	-	-	*	*	*	55,148	7,713	9,366
Wheat	-	-	-	*	*	*	51,652	9,390	13,694
Maize	1,306	*	*	45,745	20,031	44,470	205,690	57,105	20,055
Sorghum	*	*	*	-	-	-	140,357	55,902	11,352
Finger millet	-	-	-	*	*	*	56,861	21,721	6,401
Oats / 'Aja'	-	-	-	*	*	*	*	*	*
Rice	-	-	-	-	-	-	*	*	*
Pulses	*	*	*	*	*	*	125,729	17,982	14,946
Horse / Faba beans	-	-	-	*	*	*	89,528	11,297	10,738
Field Peas	-	-	-	-	-	-	19,164	3,116	2,144
Haricot beans	*	*	*	-	-	-	32,446	2,007	1,217
Chick peas	-	-	-	-	-	-	10,062	996	480
Lentils	-	-	-	-	-	-	*	*	*
Vetch / Grass peas	-	-	-	-	-	-	-	-	-
Soya beans	-	-	-	-	-	-	3,084	290	152
Fenugreek	-	-	-	-	-	-	15,242	*	*
Gibto	-	-	-	-	-	-	-	-	-
Oilseeds	*	*	*	*	*	*	127,631	51,133	8,577
Neug	*	*	*	-	-	-	92,497	39,304	6,049
Linseed	*	*	*	-	-	-	4,982	208	34
Groundnuts	*	*	*	-	-	-	12,755	*	*
Safflower	*	*	*	-	-	-	*	*	*
Sesame	*	*	*	*	*	*	29,482	8,142	1,197
Rapeseed	-	-	-	-	-	-	16,325	547	37
Vegetables	*	*	*	*	*	*	146,669	3,198	-
Lettuce	*	*	*	-	-	-	*	*	-
Head cabbage	*	*	*	-	-	-	5,860	18	-
Ethiopian cabbage	-	-	-	-	-	-	20,347	262	-
Tomatoes	*	*	*	-	-	-	*	*	-
Green peppers	*	*	*	-	-	-	41,179	269	-
Red peppers	*	*	*	*	*	*	103,938	2,646	-
Swiss chard	-	-	-	-	-	-	*	*	-
Root crops	*	*	*	-	-	-	106,356	2,212	-
Beetroot	*	*	*	-	-	-	16,575	*	-
Carrot	*	*	*	-	-	-	4,240	*	-
Onion	-	-	-	-	-	-	19,600	133	-
Potatoes	-	-	-	-	-	-	*	*	-
Garlic	-	-	-	-	-	-	47,996	202	-
Taro 'Godere'	-	-	-	-	-	-	12,801	*	-
Sweet potatoes	*	*	*	-	-	-	47,177	1,280	-
Other Temporary	-	-	-	*	*	*	79,168	1,568	-
Permanent crops							115,357	10,021	
Avocado							1,772	*	
Bananas							40,452	512	
Guava							-	-	
Lemons							1,979	*	
Mangoes							31,320	*	
Oranges							*	*	
Papayas							8,288	*	
Pineapples							-	-	
Chat							28,125	*	
Coffee							57,371	7,008	
Hops / 'Geshe'							50,693	441	
Enset							*	*	
Sugar cane							4,849	140	
Other permanent							11,832	79	

(Table 1.4.2 Cont'd.)

East Welega

Crop type	IMPROVED SEED			PESTICIDE		IRRIGATION		EXTENSION PACKAGE	
	Holder	Hectare	Quintal	Holder	Hectare	Holder	Hectare	Holder	Hectare
All	47,033	21,241	6,628	54,859	31,940	*	*	41,448	19,563
Cereals	46,490	21,102	6,619	53,492	31,539	*	*	40,606	19,260
Teff	*	*	*	40,771	17,869	-	-	*	*
Barley	-	-	-	*	*	-	-	-	-
Wheat	*	*	*	11,856	*	-	-	*	*
Maize	44,715	20,355	5,435	3,374	863	*	*	38,650	18,081
Sorghum	-	-	-	*	*	-	-	*	*
Finger millet	-	-	-	10,500	3,936	-	-	-	-
Oats / 'Aja'	-	-	-	*	*	-	-	-	-
Rice	-	-	-	-	-	-	-	-	-
Pulses	*	*	*	*	*	*	*	*	*
Horse / Faba beans	*	*	*	-	-	-	-	*	*
Field Peas	-	-	-	-	-	-	-	-	-
Haricot beans	-	-	-	*	*	*	*	-	-
Chick peas	-	-	-	-	-	*	*	-	-
Lentils	-	-	-	-	-	-	-	-	-
Vetch / Grass peas	-	-	-	-	-	-	-	-	-
Soya beans	-	-	-	-	-	-	-	-	-
Fenugreek	-	-	-	-	-	-	-	-	-
Gibto	-	-	-	-	-	-	-	-	-
Oilseeds	*	*	-	*	*	-	-	*	*
Neug	-	-	-	*	*	-	-	*	*
Linseed	-	-	-	-	-	-	-	-	-
Groundnuts	*	*	-	-	-	-	-	-	-
Safflower	-	-	-	-	-	-	-	-	-
Sesame	-	-	-	-	-	-	-	-	-
Rapeseed	-	-	-	-	-	-	-	-	-
Vegetables	-	-	-	*	*	*	*	*	*
Lettuce	-	-	-	-	-	-	-	-	-
Head cabbage	-	-	-	*	*	-	-	-	-
Ethiopian cabbage	-	-	-	-	-	*	*	*	*
Tomatoes	-	-	-	-	-	-	-	-	-
Green peppers	-	-	-	*	*	-	-	-	-
Red peppers	-	-	-	-	-	*	*	-	-
Swiss chard	-	-	-	-	-	-	-	-	-
Root crops	*	*	-	*	*	*	*	*	*
Beetroot	*	*	-	-	-	-	-	*	*
Carrot	*	*	-	-	-	-	-	-	-
Onion	*	*	-	-	-	-	-	-	-
Potatoes	-	-	-	-	-	*	*	-	-
Garlic	-	-	-	*	*	*	*	-	-
Taro 'Godere'	-	-	-	-	-	-	-	-	-
Sweet potatoes	-	-	-	*	*	*	*	-	-
Other Temporary	-	-	-	*	*	-	-	*	*
Permanent crops				*	*	*	*	*	*
Avocado				-	-	*	*	-	-
Bananas				-	-	*	*	-	-
Guava				-	-	-	-	-	-
Lemons				-	-	-	-	-	-
Mangoes				-	-	*	*	-	-
Oranges				-	-	-	-	-	-
Papayas				-	-	-	-	-	-
Pineapples				-	-	-	-	-	-
Chat				-	-	*	*	-	-
Coffee	*	*	-	*	*	*	*	*	*
Hops / 'Geshe'				*	*	*	*	-	-
Enset				-	-	-	-	-	-
Sugar cane				-	-	*	*	-	-
Other permanent				-	-	-	-	-	-

Table1.4.3 Number of Holders, Inputs Applied Area and Quantity of Inputs used

Illubabor

Crop type	All Crop Area	All Fertilizers		Natural		DAP		
		Hectare	Quintal	Holder	Hectare	Holder	Hectare	Quintal
All	306,768	63,204	19,198	160,247	40,677	33,374	17,861	11,309
Cereals	208,517	49,839	19,041	111,248	27,438	32,550	17,821	11,212
Teff	69,895	19,452	8,900	16,565	4,219	22,977	13,866	7,465
Barley	4,449	867	-	8,509	867	-	-	-
Wheat	4,298	699	*	7,249	689	*	*	*
Maize	77,180	25,300	10,126	97,800	18,142	10,135	*	3,735
Sorghum	45,686	3,177	*	24,158	3,177	-	-	-
Finger millet	6,836	*	-	*	*	-	-	-
Oats / 'Aja'	*	*	-	*	*	-	-	-
Rice	*	*	-	*	*	-	-	-
Pulses	21,173	6,586	*	65,932	6,569	*	*	*
Horse / Faba beans	7,786	3,334	-	25,876	3,334	-	-	-
Field Peas	6,579	*	-	13,041	*	-	-	-
Haricot beans	4,911	739	-	41,917	739	-	-	-
Chick peas	*	-	-	-	-	-	-	-
Lentils	*	-	-	-	-	-	-	-
Vetch / Grass peas	*	*	-	*	*	-	-	-
Soya beans	*	*	*	*	*	*	*	*
Fenugreek	233	49	-	5,153	49	-	-	-
Gibto	-	-	-	-	-	-	-	-
Oilseeds	12,942	766	-	11,221	766	-	-	-
Neug	6,399	*	-	*	*	-	-	-
Linseed	446	*	-	*	*	-	-	-
Groundnuts	40	*	-	*	*	-	-	-
Safflower	*	*	-	*	*	-	-	-
Sesame	5,381	-	-	-	-	-	-	-
Rapeseed	651	371	-	7,493	371	-	-	-
Vegetables	3,621	989	*	100,679	897	*	*	*
Lettuce	*	*	-	*	*	-	-	-
Head cabbage	57	33	-	17,312	33	-	-	-
Ethiopian cabbage	411	252	-	53,592	252	-	-	-
Tomatoes	*	*	-	2,322	*	-	-	-
Green peppers	450	126	-	39,855	126	-	-	-
Red peppers	2,679	572	*	37,427	481	*	*	*
Swiss chard	*	*	-	*	*	-	-	-
Root crops	2,444	522	-	69,321	522	-	-	-
Beetroot	35	19	-	16,043	19	-	-	-
Carrot	3	*	-	2,006	*	-	-	-
Onion	70	10	-	5,789	10	-	-	-
Potatoes	95	*	-	3,056	*	-	-	-
Garlic	39	16	-	13,737	16	-	-	-
Taro 'Godere'	1,044	399	-	46,898	399	-	-	-
Sweet potatoes	1,159	14	-	5,661	14	-	-	-
Other Temporary	1,057	373	*	43,596	362	*	*	*
Permanent crops	57,014	4,129	-	104,654	4,124	-	-	-
Avocado	51	32	-	4,514	32	-	-	-
Bananas	941	234	-	25,553	234	-	-	-
Guava	*	*	-	*	*	-	-	-
Lemons	12	*	-	*	*	-	-	-
Mangoes	266	17	-	5,236	17	-	-	-
Oranges	114	11	-	3,727	11	-	-	-
Papayas	83	36	-	9,043	36	-	-	-
Pineapples	*	-	-	-	-	-	-	-
Chat	2,208	908	-	28,689	907	-	-	-
Coffee	49,552	994	-	15,305	994	-	-	-
Hops / 'Geshe'	159	29	-	5,579	29	-	-	-
Enset	3,006	*	-	72,952	*	-	-	-
Sugar cane	548	52	-	7,003	52	-	-	-
Other permanent	54	31	-	13,364	31	-	-	-

(Table 1.4.3 cont'd.)

Illubabor

Crop type	UREA			UREA + DAP			INDIGENOUS SEED		
	Holder	Hectare	Quintal	Holder	Hectare	Quintal	Holder	Hectare	Quintal
All	*	*	*	14,822	4,385	7,767	281,570	296,578	102,735
Cereals	*	*	*	14,822	4,377	7,765	267,398	204,973	86,730
Teff	*	*	*	*	*	*	170,338	69,808	34,948
Barley	-	-	-	-	-	-	49,489	4,449	5,297
Wheat	-	-	-	-	-	-	30,529	4,298	4,931
Maize	*	*	*	11,919	3,211	6,388	229,147	73,757	29,087
Sorghum	*	*	*	-	-	-	164,799	45,686	10,339
Finger millet	-	-	-	-	-	-	48,603	6,802	1,991
Oats / 'Aja'	-	-	-	-	-	-	*	*	*
Rice	-	-	-	-	-	-	*	*	*
Pulses	-	-	-	-	-	-	168,902	21,146	14,043
Horse / Faba beans	-	-	-	-	-	-	63,985	7,786	6,410
Field Peas	-	-	-	-	-	-	40,101	6,579	4,400
Haricot beans	-	-	-	-	-	-	120,655	4,911	2,560
Chick peas	-	-	-	-	-	-	7,590	*	*
Lentils	-	-	-	-	-	-	*	*	*
Vetch / Grass peas	-	-	-	-	-	-	*	*	*
Soya beans	-	-	-	-	-	-	5,000	*	*
Fenugreek	-	-	-	-	-	-	17,070	233	74
Gibto	-	-	-	-	-	-	-	-	-
Oilseeds	-	-	-	-	-	-	73,582	12,942	1,962
Neug	-	-	-	-	-	-	34,215	6,399	1,211
Linseed	-	-	-	-	-	-	10,720	446	120
Groundnuts	-	-	-	-	-	-	5,248	40	11
Safflower	-	-	-	-	-	-	2,911	*	*
Sesame	-	-	-	-	-	-	21,934	5,381	480
Rapeseed	-	-	-	-	-	-	15,462	651	*
Vegetables	*	*	*	*	*	*	191,320	3,572	-
Lettuce	-	-	-	-	-	-	*	*	-
Head cabbage	-	-	-	-	-	-	30,846	52	-
Ethiopian cabbage	-	-	-	-	-	-	93,862	411	-
Tomatoes	-	-	-	-	-	-	6,112	*	-
Green peppers	-	-	-	-	-	-	75,376	450	-
Red peppers	*	*	*	*	*	*	89,344	2,636	-
Swiss chard	-	-	-	-	-	-	*	*	-
Root crops	-	-	-	-	-	-	153,469	2,439	-
Beetroot	-	-	-	-	-	-	28,552	34	-
Carrot	-	-	-	-	-	-	3,118	2	-
Onion	-	-	-	-	-	-	16,104	69	-
Potatoes	-	-	-	-	-	-	5,563	95	-
Garlic	-	-	-	-	-	-	25,441	39	-
Taro 'Godere'	-	-	-	-	-	-	93,437	1,041	-
Sweet potatoes	-	-	-	-	-	-	42,941	1,159	-
Other Temporary	-	-	-	-	-	-	96,209	1,035	-
Permanent crops							226,725	50,471	
Avocado							9,640	49	
Bananas							80,919	940	
Guava							4,788	*	
Lemons							4,169	12	
Mangoes							36,970	266	
Oranges							16,490	114	
Papayas							28,972	83	
Pineapples							*	*	
Chat							74,317	2,207	
Coffee							143,334	43,024	
Hops / 'Geshe'							20,874	158	
Enset							139,948	3,000	
Sugar cane							25,496	548	
Other permanent							27,212	51	

(Table 1.4.3 Cont'd.)

Illubabor

Crop type	IMPROVED SEED			PESTICIDE		IRRIGATION		EXTENSION PACKAGE	
	Holder	Hectare	Quintal	Holder	Hectare	Holder	Hectare	Holder	Hectare
All	32,525	9,934	750	89,524	44,315	4,581	453	36,059	16,411
Cereals	11,643	3,403	744	88,996	43,991	1,785	*	29,442	13,241
Teff	*	*	-	80,942	36,404	*	*	13,314	6,962
Barley	-	-	-	3,184	570	-	-	-	-
Wheat	-	-	-	7,759	*	-	-	*	*
Maize	11,370	3,316	744	4,830	2,137	1,196	*	18,584	6,178
Sorghum	-	-	-	13,040	3,235	-	-	*	*
Finger millet	-	-	-	3,656	*	-	-	*	*
Oats / 'Aja'	-	-	-	-	-	-	-	-	-
Rice	-	-	-	-	-	-	-	-	-
Pulses	*	*	*	*	*	*	*	*	*
Horse / Faba beans	-	-	-	*	*	-	-	-	-
Field Peas	-	-	-	-	-	-	-	-	-
Haricot beans	-	-	-	*	*	*	*	*	*
Chick peas	-	-	-	-	-	-	-	-	-
Lentils	-	-	-	-	-	-	-	-	-
Vetch / Grass peas	-	-	-	-	-	-	-	-	-
Soya beans	*	*	*	-	-	-	-	-	-
Fenugreek	-	-	-	-	-	-	-	-	-
Gibto	-	-	-	-	-	-	-	-	-
Oilseeds	-	-	-	*	*	-	-	-	-
Neug	-	-	-	-	-	-	-	-	-
Linseed	-	-	-	-	-	-	-	-	-
Groundnuts	-	-	-	-	-	-	-	-	-
Safflower	-	-	-	-	-	-	-	-	-
Sesame	-	-	-	-	-	-	-	-	-
Rapeseed	-	-	-	*	*	-	-	-	-
Vegetables	1,911	*	-	*	*	*	*	*	*
Lettuce	*	*	-	-	-	-	-	-	-
Head cabbage	*	*	-	-	-	-	-	*	*
Ethiopian cabbage	-	-	-	*	*	-	-	-	-
Tomatoes	-	-	-	-	-	-	-	-	-
Green peppers	-	-	-	*	*	*	*	*	*
Red peppers	*	*	-	-	-	*	*	-	-
Swiss chard	-	-	-	-	-	-	-	-	-
Root crops	*	*	-	*	*	*	*	1,107	*
Beetroot	1,099	*	-	-	-	-	-	*	*
Carrot	*	*	-	-	-	-	-	-	-
Onion	*	*	-	-	-	*	*	-	-
Potatoes	-	-	-	-	-	-	-	-	-
Garlic	-	-	-	-	-	-	-	-	-
Taro 'Godere'	-	-	-	-	-	-	-	*	*
Sweet potatoes	-	-	-	*	*	*	*	-	-
Other Temporary	*	*	-	-	-	*	*	*	*
Permanent crops				*	*	2,208	*	11,683	*
Avocado				-	-	*	*	-	-
Bananas				-	-	*	*	*	*
Guava				-	-	-	-	-	-
Lemons				-	-	-	-	-	-
Mangoes				-	-	*	*	-	-
Oranges				-	-	-	-	*	*
Papayas				-	-	*	*	-	-
Pineapples				-	-	-	-	-	-
Chat				-	-	*	*	*	*
Coffee	19,681	6,466	-	*	*	*	*	11,137	*
Hops / 'Gesho'				-	-	-	-	*	*
Enset				-	-	*	*		
Sugar cane				-	-	*	*	-	-
Other permanent				-	-	-	-	-	-

Table1.4.4 Number of Holders, Inputs Applied Area and Quantity of Inputs used

Jimma

Crop type	All Crop Area	All Fertilizers		Natural		DAP		
		Hectare	Quintal	Holder	Hectare	Holder	Hectare	Quintal
All	574,822	173,132	129,318	427,174	61,739	169,053	72,148	60,178
Cereals	384,252	136,864	97,539	210,057	31,777	163,100	67,676	46,250
Teff	133,818	65,482	38,256	14,946	2,792	138,058	50,033	31,159
Barley	20,673	1,765	*	19,667	971	*	*	*
Wheat	29,886	*	*	*	*	28,701	*	*
Maize	116,626	60,504	53,795	188,528	24,004	56,416	12,198	10,066
Sorghum	72,486	4,064	*	39,267	3,668	*	*	*
Finger millet	6,105	*	*	*	*	*	*	*
Oats / 'Aja'	698	*	-	*	*	-	-	-
Rice	*	*	-	*	*	-	-	-
Pulses	39,832	4,378	*	106,070	2,297	*	*	*
Horse / Faba beans	24,101	1,962	*	21,096	*	*	*	*
Field Peas	10,912	*	*	*	*	*	*	*
Haricot beans	2,822	*	*	79,975	573	*	*	*
Chick peas	1,104	*	-	*	*	-	-	-
Lentils	*	*	-	*	*	-	-	-
Vetch / Grass peas	-	-	-	-	-	-	-	-
Soya beans	*	*	*	-	-	-	-	-
Fenugreek	*	*	-	*	*	-	-	-
Gibto	-	-	-	-	-	-	-	-
Oilseeds	20,043	853	*	30,054	559	9,760	234	*
Neug	13,335	*	*	*	*	*	*	*
Linseed	4,316	299	*	6,753	128	6,675	162	*
Groundnuts	*	*	-	*	*	-	-	-
Safflower	*	-	-	-	-	-	-	-
Sesame	*	-	-	-	-	-	-	-
Rapeseed	426	368	*	22,042	257	*	*	*
Vegetables	13,832	5,694	*	338,109	3,207	31,842	*	*
Lettuce	*	*	-	*	*	-	-	-
Head cabbage	340	250	*	46,432	204	*	*	*
Ethiopian cabbage	2,631	1,993	*	291,898	1,961	*	*	*
Tomatoes	58	8	-	12,065	8	-	-	-
Green peppers	803	533	*	128,752	528	*	*	*
Red peppers	*	2,887	*	64,662	483	30,607	*	*
Swiss chard	*	*	-	*	*	-	-	-
Root crops	7,774	4,794	*	233,272	4,731	*	*	*
Beetroot	*	*	*	36,060	*	*	*	*
Carrot	*	*	-	*	*	-	-	-
Onion	46	30	*	11,270	29	*	*	*
Potatoes	*	*	*	10,014	*	*	*	*
Garlic	375	*	-	49,425	*	-	-	-
Taro 'Godere'	5,696	3,668	*	162,841	3,617	*	*	*
Sweet potatoes	*	*	-	16,431	*	-	-	-
Other Temporary	1,447	838	*	116,794	831	*	*	*
Permanent crops	107,642	19,711	*	349,688	18,338	*	*	*
Avocado	603	*	*	30,481	*	*	*	*
Bananas	1,717	680	*	95,649	667	*	*	*
Guava	184	36	*	10,275	36	*	*	*
Lemons	*	*	*	*	*	*	*	*
Mangoes	603	227	*	46,892	201	*	*	*
Oranges	354	43	*	11,024	28	*	*	*
Papayas	245	136	*	38,153	126	*	*	*
Pineapples	*	*	*	*	*	*	*	*
Chat	14,070	4,584	*	138,940	3,439	*	*	*
Coffee	72,254	2,429	*	134,093	2,296	*	*	*
Hops / 'Geshe'	219	*	*	7,264	*	*	*	*
Enset	16,008	10,861	*	298,992	10,844	*	*	*
Sugar cane	863	385	*	56,461	383	*	*	*
Other permanent	499	65	*	32,105	65	*	*	*

(Table 1.4.4 cont'd.)

Jimma

Crop type	UREA			UREA + DAP			INDIGENOUS SEED		
	Holder	Hectare	Quintal	Holder	Hectare	Quintal	Holder	Hectare	Quintal
All	28,670	*	*	66,677	26,223	48,586	573,158	543,668	249,325
Cereals	28,070	*	*	64,327	25,523	44,832	541,414	356,141	205,561
Teff	*	*	*	*	1,918	*	388,573	133,678	73,216
Barley	*	*	*	-	-	-	152,117	20,673	26,720
Wheat	*	*	*	-	-	-	123,178	28,752	36,772
Maize	4,909	697	680	62,369	23,605	43,049	382,770	89,796	43,861
Sorghum	*	*	*	-	-	-	309,581	72,486	18,008
Finger millet	*	*	*	-	-	-	35,328	6,105	1,887
Oats / 'Aja'	-	-	-	-	-	-	12,497	698	770
Rice	-	-	-	-	-	-	*	*	*
Pulses	*	*	*	*	*	*	294,360	39,822	39,796
Horse / Faba beans	*	*	*	*	*	*	141,322	24,101	27,899
Field Peas	-	-	-	-	-	-	57,703	10,912	9,755
Haricot beans	*	*	*	*	*	*	152,503	2,813	1,383
Chick peas	-	-	-	-	-	-	8,429	1,104	*
Lentils	-	-	-	-	-	-	23,354	*	*
Vetch / Grass peas	-	-	-	-	-	-	-	-	-
Soya beans	*	*	*	-	-	-	*	*	*
Fenugreek	-	-	-	-	-	-	*	*	*
Gibto	-	-	-	-	-	-	-	-	-
Oilseeds	*	*	*	*	*	*	180,629	20,043	3,968
Neug	-	-	-	-	-	-	55,459	13,335	2,475
Linseed	*	*	*	-	-	-	98,935	4,316	974
Groundnuts	-	-	-	-	-	-	*	*	*
Safflower	-	-	-	-	-	-	*	*	*
Sesame	-	-	-	-	-	-	*	*	*
Rapeseed	*	*	*	*	*	*	34,749	426	67
Vegetables	*	*	*	7,630	197	1,171	469,690	13,513	-
Lettuce	-	-	-	-	-	-	*	*	-
Head cabbage	*	*	*	*	*	*	73,109	326	-
Ethiopian cabbage	*	*	*	-	-	-	378,472	2,611	-
Tomatoes	-	-	-	-	-	-	16,810	58	-
Green peppers	-	-	-	*	*	*	186,119	798	-
Red peppers	*	*	*	7,630	192	1,164	143,817	*	-
Swiss chard	-	-	-	-	-	-	*	*	-
Root crops	-	-	-	*	*	*	343,004	7,597	-
Beetroot	-	-	-	-	-	-	50,064	*	-
Carrot	-	-	-	-	-	-	9,136	*	-
Onion	-	-	-	-	-	-	17,722	46	-
Potatoes	-	-	-	-	-	-	25,249	*	-
Garlic	-	-	-	-	-	-	65,923	372	-
Taro 'Godere'	-	-	-	*	*	*	243,261	5,569	-
Sweet potatoes	-	-	-	-	-	-	29,612	*	-
Other Temporary	*	*	*	-	-	-	180,671	1,446	-
Permanent crops							513,956	105,107	
Avocado							67,250	460	
Bananas							192,098	1,665	
Guava							44,713	184	
Lemons							4,858	*	
Mangoes							115,013	588	
Oranges							52,034	354	
Papayas							81,767	244	
Pineapples							2,504	*	
Chat							292,107	13,904	
Coffee							333,470	70,484	
Hops / 'Geshe'							23,182	213	
Enset							424,860	15,842	
Sugar cane							105,163	843	
Other permanent							73,088	303	

(Table 1.4.4 Cont'd.)

Jimma

Crop type	IMPROVED SEED			PESTICIDE		IRRIGATION		EXTENSION PACKAGE	
	Holder	Hectare	Quintal	Holder	Hectare	Holder	Hectare	Holder	Hectare
All	109,513	29,714	6,168	326,593	148,528	11,408	775	84,092	33,785
Cereals	80,500	27,933	6,167	322,431	146,195	*	*	82,276	32,247
Teff	*	*	-	281,953	96,658	*	*	*	*
Barley	-	-	-	43,266	6,519	-	-	*	*
Wheat	*	*	*	65,214	16,134	-	-	*	*
Maize	76,988	26,751	5,117	23,945	6,951	*	*	74,648	26,043
Sorghum	-	-	-	37,036	12,457	-	-	*	*
Finger millet	-	-	-	*	*	-	-	*	*
Oats / 'Aja'	-	-	-	*	*	-	-	-	-
Rice	-	-	-	*	*	-	-	-	-
Pulses	*	*	*	*	*	*	*	*	*
Horse / Faba beans	-	-	-	*	*	-	-	*	*
Field Peas	-	-	-	*	*	-	-	*	*
Haricot beans	*	*	-	*	*	*	*	*	*
Chick peas	-	-	-	-	-	-	-	-	-
Lentils	-	-	-	-	-	-	-	-	-
Vetch / Grass peas	-	-	-	-	-	-	-	-	-
Soya beans	*	*	*	-	-	-	-	-	-
Fenugreek	-	-	-	-	-	-	-	-	-
Gibto	-	-	-	-	-	-	-	-	-
Oilseeds	-	-	-	23,209	1,010	-	-	2,438	*
Neug	-	-	-	-	-	-	-	-	-
Linseed	-	-	-	23,209	1,010	-	-	-	-
Groundnuts	-	-	-	-	-	-	-	*	*
Safflower	-	-	-	-	-	-	-	-	-
Sesame	-	-	-	-	-	-	-	-	-
Rapeseed	-	-	-	-	-	-	-	*	*
Vegetables	3,662	*	-	*	*	3,558	*	2,419	*
Lettuce	-	-	-	-	-	-	-	-	-
Head cabbage	*	*	-	*	*	*	*	*	*
Ethiopian cabbage	-	-	-	2,386	*	*	*	*	*
Tomatoes	*	*	-	-	-	*	*	-	-
Green peppers	*	*	-	*	*	*	*	-	-
Red peppers	*	*	-	*	*	*	*	*	*
Swiss chard	*	*	-	-	-	-	-	-	-
Root crops	4,179	*	-	2,361	*	*	*	*	*
Beetroot	*	*	-	*	*	-	-	-	-
Carrot	*	*	-	-	-	*	*	-	-
Onion	-	-	-	-	-	*	*	-	-
Potatoes	-	-	-	-	-	-	-	-	-
Garlic	-	-	-	*	*	-	-	-	-
Taro 'Godere'	-	-	-	*	*	-	-	*	*
Sweet potatoes	-	-	-	-	-	-	-	*	*
Other Temporary	-	-	-	-	-	-	-	*	*
Permanent crops				6,551	*	*	*	7,922	250
Avocado				-	-	*	*	*	*
Bananas				*	*	*	*	-	-
Guava				-	-	-	-	-	-
Lemons				-	-	-	-	-	-
Mangoes				*	*	*	*	*	*
Oranges				-	-	*	*	-	-
Papayas				-	-	-	-	*	*
Pineapples				-	-	-	-	-	-
Chat				-	-	*	*	*	*
Coffee	23,504	*	-	4,173	*	*	*	3,585	*
Hops / 'Geshe'				-	-	-	-	-	-
Enset				*	*	-	-	-	-
Sugar cane				*	*	*	*	-	-
Other permanent				-	-	-	-	-	-

Table1.4.5 Number of Holders, Inputs Applied Area and Quantity of Inputs used

West Shewa

Crop type	All Crop Area	All Fertilizers		Natural		DAP		
		Hectare	Quintal	Holder	Hectare	Holder	Hectare	Quintal
All	580,308	322,377	300,178	357,521	47,745	134,726	87,313	66,724
Cereals	436,385	290,852	286,339	205,203	28,998	121,798	80,425	60,265
Teff	141,380	104,885	81,276	12,671	1,677	47,396	35,401	16,971
Barley	69,741	51,758	46,848	39,399	4,543	56,914	28,740	27,557
Wheat	95,077	84,254	104,584	17,865	2,467	47,735	12,633	12,847
Maize	66,435	46,698	52,463	162,883	17,545	14,019	3,622	2,858
Sorghum	61,115	2,877	*	15,637	2,700	-	-	-
Finger millet	*	-	-	-	-	-	-	-
Oats / 'Aja'	882	*	*	2,494	59	*	*	*
Rice	*	*	-	*	*	-	-	-
Pulses	71,556	12,690	7,848	66,427	4,410	20,676	*	*
Horse / Faba beans	35,622	6,293	2,398	46,183	2,974	6,974	*	*
Field Peas	14,313	4,755	*	13,125	1,158	*	*	*
Haricot beans	201	*	*	4,074	4	*	*	*
Chick peas	9,270	*	-	3,561	*	-	-	-
Lentils	2,429	*	*	*	*	*	*	*
Vetch / Grass peas	*	*	*	*	*	-	-	-
Soya beans	*	-	-	-	-	-	-	-
Fenugreek	*	*	*	7,434	*	*	*	*
Gibto	-	-	-	-	-	-	-	-
Oilseeds	50,859	3,024	*	35,803	1,764	*	*	*
Neug	24,507	*	-	*	*	-	-	-
Linseed	23,407	*	*	*	*	-	-	-
Groundnuts	*	*	*	*	*	-	-	-
Safflower	*	-	-	-	-	-	-	-
Sesame	*	-	-	-	-	-	-	-
Rapeseed	2,651	1,998	*	31,352	855	*	*	*
Vegetables	6,034	3,738	*	202,200	2,381	5,069	*	*
Lettuce	*	*	-	2,620	*	-	-	-
Head cabbage	395	256	*	41,267	214	*	*	*
Ethiopian cabbage	1,231	1,055	*	143,300	1,040	*	*	*
Tomatoes	*	*	*	3,044	*	-	-	-
Green peppers	575	*	*	53,710	290	*	*	*
Red peppers	3,574	1,922	*	30,037	768	*	*	*
Swiss chard	*	*	*	*	*	-	-	-
Root crops	5,875	4,597	*	195,510	2,751	13,827	*	*
Beetroot	145	116	*	48,510	114	*	*	*
Carrot	*	*	*	13,905	*	-	-	-
Onion	295	196	*	51,851	184	*	*	*
Potatoes	3,617	3,067	*	43,280	1,325	*	*	*
Garlic	1,224	903	162	139,948	857	2,570	*	*
Taro 'Godere'	*	*	-	*	*	-	-	-
Sweet potatoes	*	*	*	*	*	-	-	-
Other Temporary	624	350	*	78,767	330	-	-	-
Permanent crops	8,975	7,125		224,428	7,111			
Avocado	*	*		*	*			
Bananas	97	29		8,850	29			
Guava	*	-		-	-			
Lemons	*	*		*	*			
Mangoes	99	*		*	*			
Oranges	*	*		*	*			
Papayas	*	*		*	*			
Pineapples	-	-		-	-			
Chat	183	64		12,468	61			
Coffee	*	13		4,076	13			
Hops / 'Geshe'	1,127	656		87,878	656			
Enset	6,359	6,100		190,042	6,094			
Sugar cane	671	160		9,798	159			
Other permanent	43	38		17,412	35			

(Table 1.4.5 cont'd.)

West Shewa

Crop type	UREA			UREA + DAP			INDIGENOUS SEED		
	Holder	Hectare	Quintal	Holder	Hectare	Quintal	Holder	Hectare	Quintal
All	22,127	*	*	221,751	179,091	225,036	473,234	557,696	601,400
Cereals	17,554	*	*	218,010	173,875	218,511	446,162	414,511	459,310
Teff	*	*	*	120,275	65,935	63,788	241,148	140,961	78,287
Barley	*	*	*	68,186	17,955	18,585	193,314	69,672	144,986
Wheat	2,046	*	*	140,442	68,674	91,399	234,294	92,950	195,450
Maize	*	*	*	46,154	20,907	44,138	263,912	47,177	22,487
Sorghum	*	*	*	*	*	*	147,716	61,115	15,512
Finger millet	-	-	-	-	-	-	*	*	*
Oats / 'Aja'	-	-	-	*	*	*	15,341	882	1,441
Rice	-	-	-	-	-	-	*	*	*
Pulses	*	*	*	21,957	3,353	3,003	258,207	71,143	119,322
Horse / Faba beans	-	-	-	14,708	2,294	1,778	195,574	35,622	65,000
Field Peas	-	-	-	*	*	*	73,050	14,313	27,943
Haricot beans	*	*	*	*	*	*	13,262	201	205
Chick peas	-	-	-	-	-	-	34,918	8,856	*
Lentils	*	*	*	3,510	*	*	26,097	2,429	*
Vetch / Grass peas	-	-	-	*	*	*	*	*	*
Soya beans	-	-	-	-	-	-	*	*	*
Fenugreek	-	-	-	-	-	-	18,696	*	*
Gibto	-	-	-	-	-	-	-	-	-
Oilseeds	*	*	*	*	*	*	161,987	50,848	22,767
Neug	-	-	-	-	-	-	59,506	24,507	5,107
Linseed	-	-	-	*	*	*	80,008	23,407	16,215
Groundnuts	*	*	*	-	-	-	*	*	*
Safflower	-	-	-	-	-	-	*	*	*
Sesame	-	-	-	-	-	-	*	*	*
Rapeseed	-	-	-	*	*	*	41,485	2,640	*
Vegetables	9,027	*	477	15,233	506	1,328	282,055	6,030	-
Lettuce	-	-	-	-	-	-	3,218	*	-
Head cabbage	-	-	-	*	*	*	54,322	393	-
Ethiopian cabbage	-	-	-	*	*	*	167,720	1,231	-
Tomatoes	-	-	-	*	*	*	5,646	*	-
Green peppers	*	*	*	*	*	*	86,696	575	-
Red peppers	*	*	*	*	*	*	68,242	3,574	-
Swiss chard	-	-	-	*	*	*	*	*	-
Root crops	*	*	*	11,186	*	*	252,694	5,870	-
Beetroot	-	-	-	*	*	*	58,642	143	-
Carrot	-	-	-	*	*	*	20,642	*	-
Onion	*	*	*	*	*	*	64,844	295	-
Potatoes	-	-	-	*	*	*	69,696	3,617	-
Garlic	-	-	-	4,333	18	100	181,754	1,223	-
Taro 'Godere'	-	-	-	-	-	-	*	*	-
Sweet potatoes	*	*	*	*	*	*	13,713	*	-
Other Temporary	-	-	-	*	*	*	110,475	622	-
Permanent crops							288,833	8,672	
Avocado							2,081	*	
Bananas							18,334	96	
Guava							*	*	
Lemons							4,546	*	
Mangoes							16,718	96	
Oranges							*	*	
Papayas							*	*	
Pineapples							-	-	
Chat							27,296	181	
Coffee							21,119	*	
Hops / 'Geshe'							132,149	928	
Enset							211,205	6,352	
Sugar cane							20,816	660	
Other permanent							25,538	41	

(Table 1.4.5 Cont'd.)

West Shewa

Crop type	IMPROVED SEED			PESTICIDE		IRRIGATION		EXTENSION PACKAGE	
	Holder	Hectare	Quintal	Holder	Hectare	Holder	Hectare	Holder	Hectare
All	43,987	22,266	10,192	325,751	261,927	50,240	6,433	56,074	34,715
Cereals	37,589	21,843	9,315	321,578	256,781	20,424	*	50,580	32,623
Teff	*	*	*	198,768	115,321	*	*	10,413	*
Barley	*	*	-	99,308	33,902	*	*	*	*
Wheat	6,212	2,127	4,690	174,876	76,185	*	*	17,695	7,836
Maize	31,751	19,246	4,564	25,647	10,864	5,834	*	35,856	17,955
Sorghum	-	-	-	46,024	18,406	*	*	*	*
Finger millet	-	-	-	*	*	-	-	-	-
Oats / 'Aja'	-	-	-	5,961	*	*	*	-	-
Rice	-	-	-	-	-	-	-	-	-
Pulses	*	*	*	3,121	*	*	*	4,049	*
Horse / Faba beans	-	-	-	*	*	-	-	*	*
Field Peas	-	-	-	*	*	-	-	*	*
Haricot beans	-	-	-	*	*	-	-	-	-
Chick peas	*	*	*	-	-	*	*	*	*
Lentils	-	-	-	-	-	*	*	-	-
Vetch / Grass peas	-	-	-	-	-	*	*	-	-
Soya beans	-	-	-	-	-	-	-	-	-
Fenugreek	-	-	-	-	-	*	*	-	-
Gibto	-	-	-	-	-	-	-	-	-
Oilseeds	-	-	-	10,070	2,376	-	-	*	*
Neug	-	-	-	-	-	-	-	*	*
Linseed	-	-	-	9,583	2,373	-	-	*	*
Groundnuts	-	-	-	*	*	-	-	-	-
Safflower	-	-	-	-	-	-	-	-	-
Sesame	-	-	-	-	-	-	-	*	*
Rapeseed	-	-	-	-	-	-	-	*	*
Vegetables	*	*	-	5,073	*	24,993	421	*	*
Lettuce	*	*	-	-	-	-	-	*	*
Head cabbage	*	*	-	*	*	6,651	50	*	*
Ethiopian cabbage	-	-	-	*	*	*	*	-	-
Tomatoes	-	-	-	-	-	*	*	-	-
Green peppers	-	-	-	*	*	10,617	*	-	-
Red peppers	-	-	-	*	*	*	*	*	*
Swiss chard	*	*	-	-	-	*	*	*	*
Root crops	3,760	*	-	21,135	*	22,373	556	*	*
Beetroot	*	*	-	-	-	*	*	*	*
Carrot	*	*	-	-	-	*	*	*	*
Onion	*	*	-	*	*	6,074	*	-	-
Potatoes	-	-	-	*	*	*	*	*	*
Garlic	-	-	-	*	*	11,582	*	*	*
Taro 'Godere'	-	-	-	-	-	-	-	*	*
Sweet potatoes	-	-	-	-	-	*	*	-	-
Other Temporary	-	-	-	*	*	*	*	*	*
Permanent crops				2,642	*	28,935	1,051	*	*
Avocado	-	-	-	-	-	*	*	-	-
Bananas	-	-	-	*	*	5,624	*	-	-
Guava	-	-	-	-	-	-	-	-	-
Lemons	-	-	-	-	-	*	*	-	-
Mangoes	-	-	-	*	*	-	-	-	-
Oranges	-	-	-	-	-	*	*	-	-
Papayas	-	-	-	-	-	*	*	-	-
Pineapples	-	-	-	-	-	-	-	-	-
Chat	-	-	-	-	-	*	*	-	-
Coffee	*	*	-	-	-	*	*	-	-
Hops / 'Gescho'	-	-	-	-	-	8,209	*	*	*
Enset	-	-	-	*	*	11,633	*	-	-
Sugar cane	-	-	-	*	*	12,772	*	-	-
Other permanent	-	-	-	-	-	*	*	*	*

Table1.4.6 Number of Holders, Inputs Applied Area and Quantity of Inputs used

North Shewa

Crop type	All Crop Area	All Fertilizers		Natural		DAP		
		Hectare	Quintal	Holder	Hectare	Holder	Hectare	Quintal
All	390,809	149,137	126,146	226,599	48,060	14,278	6,868	5,660
Cereals	294,362	135,460	125,289	139,924	35,733	13,543	6,689	5,499
Teff	111,981	77,563	69,659	37,337	13,174	8,116	*	2,813
Barley	91,881	11,293	2,391	39,710	9,115	*	*	*
Wheat	55,690	38,262	52,900	30,574	5,580	*	*	*
Maize	4,935	3,928	*	78,254	3,898	*	*	*
Sorghum	28,230	4,270	*	20,244	3,889	*	*	*
Finger millet	*	*	*	*	*	-	-	-
Oats / 'Aja'	*	*	-	*	*	-	-	-
Rice	*	*	-	*	*	-	-	-
Pulses	80,752	9,705	*	55,869	8,585	1,616	*	*
Horse / Faba beans	42,285	7,808	*	50,918	7,336	*	*	*
Field Peas	5,793	618	-	4,210	*	-	-	-
Haricot beans	*	*	-	1,516	*	-	-	-
Chick peas	5,085	*	*	*	*	-	-	-
Lentils	7,840	720	*	2,335	*	*	*	*
Vetch / Grass peas	17,607	*	*	*	*	-	-	-
Soya beans	-	-	-	-	-	-	-	-
Fenugreek	*	*	*	*	*	-	-	-
Gibto	-	-	-	-	-	-	-	-
Oilseeds	12,994	*	*	16,053	*	-	-	-
Neug	6,478	*	-	*	*	-	-	-
Linseed	6,071	*	*	*	*	-	-	-
Groundnuts	-	-	-	-	-	-	-	-
Safflower	*	*	*	*	*	-	-	-
Sesame	-	-	-	-	-	-	-	-
Rapeseed	*	141	-	8,796	141	-	-	-
Vegetables	567	516	*	101,035	512	*	*	*
Lettuce	*	*	-	*	*	-	-	-
Head cabbage	*	*	-	*	*	-	-	-
Ethiopian cabbage	259	236	-	69,343	236	-	-	-
Tomatoes	*	*	-	3,963	*	-	-	-
Green peppers	74	62	*	16,211	59	*	*	*
Red peppers	*	*	*	18,499	*	*	*	*
Swiss chard	*	*	-	4,413	*	-	-	-
Root crops	897	722	*	96,663	685	*	*	*
Beetroot	*	*	-	10,925	*	-	-	-
Carrot	*	*	-	3,042	*	-	-	-
Onion	15	12	*	7,502	11	*	*	*
Potatoes	*	*	*	11,174	*	-	-	-
Garlic	531	374	*	84,499	362	*	*	*
Taro 'Godere'	*	*	-	*	*	-	-	-
Sweet potatoes	-	-	-	-	-	-	-	-
Other Temporary	270	217	*	32,579	217	-	-	-
Permanent crops	967	407		56,370	407			
Avocado	*	-		-	-			
Bananas	*	*		*	*			
Guava	*	-		-	-			
Lemons	7	*		1,490	*			
Mangoes	*	*		*	*			
Oranges	*	*		2,867	*			
Papayas	*	*		*	*			
Pineapples	-	-		-	-			
Chat	*	*		*	*			
Coffee	*	*		*	*			
Hops / 'Gesho'	532	258		44,725	258			
Enset	22	*		7,122	*			
Sugar cane	*	*		*	*			
Other permanent	*	*		10,792	*			

(Table 1.4.6 cont'd.)

North Shewa

Crop type	UREA			UREA + DAP			INDIGENOUS SEED		
	Holder	Hectare	Quintal	Holder	Hectare	Quintal	Holder	Hectare	Quintal
All	21,557	11,578	10,474	103,223	82,630	110,012	301,202	387,014	427,159
Cereals	21,128	11,446	10,472	101,882	81,591	109,319	284,828	291,214	308,080
Teff	18,809	9,828	8,852	86,002	50,610	57,995	197,052	111,547	61,295
Barley	*	*	*	3,598	1,623	*	138,061	91,115	138,914
Wheat	*	*	1,342	61,070	29,289	49,447	132,258	53,950	94,023
Maize	-	-	-	*	*	*	98,206	4,931	2,590
Sorghum	-	-	-	*	*	*	61,805	28,025	9,154
Finger millet	-	-	-	*	*	*	*	*	*
Oats / 'Aja'	-	-	-	-	-	-	8,804	*	*
Rice	-	-	-	-	-	-	*	*	-
Pulses	*	*	-	*	*	*	199,071	80,196	113,925
Horse / Faba beans	*	*	-	*	*	*	159,818	42,039	66,220
Field Peas	*	*	-	-	-	-	36,282	5,624	8,094
Haricot beans	-	-	-	-	-	-	11,204	*	*
Chick peas	-	-	-	*	*	*	23,068	5,035	6,154
Lentils	-	-	-	*	*	*	43,366	7,750	8,124
Vetch / Grass peas	-	-	-	*	*	*	66,673	17,607	23,705
Soya beans	-	-	-	-	-	-	-	-	-
Fenugreek	-	-	-	*	*	*	6,013	*	*
Gibto	-	-	-	-	-	-	-	-	-
Oilseeds	-	-	-	*	*	*	66,959	12,945	5,154
Neug	-	-	-	-	-	-	31,474	6,478	1,415
Linseed	-	-	-	*	*	*	32,113	6,065	3,579
Groundnuts	-	-	-	-	-	-	-	-	-
Safflower	-	-	-	*	*	*	*	*	*
Sesame	-	-	-	-	-	-	*	-	*
Rapeseed	-	-	-	-	-	-	10,343	211	43
Vegetables	-	-	-	-	-	-	114,150	555	-
Lettuce	-	-	-	-	-	-	1,524	*	-
Head cabbage	-	-	-	-	-	-	*	*	-
Ethiopian cabbage	-	-	-	-	-	-	76,032	249	-
Tomatoes	-	-	-	-	-	-	4,357	*	-
Green peppers	-	-	-	-	-	-	21,417	74	-
Red peppers	-	-	-	-	-	-	20,501	*	-
Swiss chard	-	-	-	-	-	-	4,048	*	-
Root crops	-	-	-	*	*	*	124,087	886	-
Beetroot	-	-	-	-	-	-	13,550	*	-
Carrot	-	-	-	-	-	-	3,080	*	-
Onion	-	-	-	-	-	-	10,358	15	-
Potatoes	-	-	-	*	*	*	12,696	*	-
Garlic	-	-	-	*	*	*	110,441	525	-
Taro 'Godere'	-	-	-	-	-	-	*	*	-
Sweet potatoes	-	-	-	-	-	-	-	-	-
Other Temporary	-	-	-	*	*	*	48,867	269	-
Permanent crops							80,618	948	
Avocado							*	*	
Bananas							7,290	*	
Guava							*	*	
Lemons							4,766	7	
Mangoes							*	*	
Oranges							*	*	
Papayas							*	*	
Pineapples							-	-	
Chat							*	*	
Coffee							4,138	*	
Hops / 'Geshe'							67,697	525	
Enset							8,732	*	
Sugar cane							4,743	*	
Other permanent							15,468	*	

(Table 1.4.6 Cont'd.)

North Shewa

Crop type	IMPROVED SEED			PESTICIDE		IRRIGATION		EXTENSION PACKAGE	
	Holder	Hectare	Quintal	Holder	Hectare	Holder	Hectare	Holder	Hectare
All	10,406	2,357	3,490	83,047	52,953	30,844	2,612	29,686	15,493
Cereals	5,961	2,198	3,342	78,434	52,795	9,207	*	24,356	15,062
Teff	*	*	*	60,896	32,636	*	*	15,694	8,508
Barley	*	*	*	13,027	5,497	*	*	3,700	*
Wheat	4,886	1,618	2,730	33,002	13,790	*	*	12,660	5,262
Maize	-	-	-	*	*	*	*	*	*
Sorghum	-	-	-	*	*	*	*	*	*
Finger millet	-	-	-	-	-	-	-	-	-
Oats / 'Aja'	-	-	-	-	-	-	-	-	-
Rice	-	-	-	-	-	-	-	-	-
Pulses	*	*	*	*	*	1,543	*	2,640	407
Horse / Faba beans	-	-	-	-	-	*	*	1,526	*
Field Peas	-	-	-	-	-	-	-	-	-
Haricot beans	-	-	-	-	-	-	-	-	-
Chick peas	*	*	*	-	-	-	-	*	*
Lentils	*	*	*	-	-	-	-	*	*
Vetch / Grass peas	-	-	-	*	*	*	*	*	*
Soya beans	-	-	-	-	-	-	-	-	-
Fenugreek	-	-	-	*	*	-	-	-	-
Gibto	-	-	-	-	-	-	-	-	-
Oilseeds	-	-	-	*	*	*	*	-	-
Neug	-	-	-	-	-	-	-	-	-
Linseed	-	-	-	*	*	-	-	-	-
Groundnuts	-	-	-	-	-	-	-	-	-
Safflower	-	-	-	-	-	-	-	-	-
Sesame	-	-	-	-	-	-	-	-	-
Rapeseed	-	-	-	-	-	*	*	-	-
Vegetables	*	*	-	2,756	10	7,436	44	*	*
Lettuce	-	-	-	-	-	-	-	-	-
Head cabbage	*	*	-	-	-	-	-	*	*
Ethiopian cabbage	-	-	-	1,533	*	2,666	*	*	*
Tomatoes	*	*	-	-	-	*	*	-	-
Green peppers	*	*	-	*	*	*	*	-	-
Red peppers	-	-	-	*	*	*	*	-	-
Swiss chard	-	-	-	-	-	-	-	-	-
Root crops	*	*	-	3,068	*	*	*	*	*
Beetroot	-	-	-	*	*	*	*	-	-
Carrot	*	*	-	-	-	*	*	-	-
Onion	-	-	-	*	*	*	*	-	-
Potatoes	-	-	-	-	-	*	*	-	-
Garlic	-	-	-	*	*	3,649	*	*	*
Taro 'Godere'	*	*	-	-	-	*	*	-	-
Sweet potatoes	-	-	-	-	-	-	-	-	-
Other Temporary	*	*	-	-	-	1,475	*	-	-
Permanent crops				*	*	16,872	*	3,438	*
Avocado	-	-	-	-	-	-	-	-	-
Bananas	-	-	-	-	-	*	*	*	*
Guava	-	-	-	-	-	-	-	-	-
Lemons	-	-	-	*	*	*	*	-	-
Mangoes	-	-	-	-	-	-	-	*	*
Oranges	-	-	-	-	-	*	*	*	*
Papayas	-	-	-	-	-	*	*	-	-
Pineapples	-	-	-	-	-	-	-	-	-
Chat	-	-	-	-	-	*	*	-	-
Coffee	-	-	-	-	-	*	*	-	-
Hops / 'Geshe'	-	-	-	*	*	*	*	*	*
Enset	-	-	-	-	-	*	*	-	-
Sugar cane	-	-	-	-	-	*	*	-	-
Other permanent	-	-	-	-	-	*	*	*	*

Table1.4.7 Number of Holders, Inputs Applied Area and Quantity of Inputs used

East Shewa

Crop type	All Crop Area	All Fertilizers		Natural		DAP		
		Hectare	Quintal	Holder	Hectare	Holder	Hectare	Quintal
All	439,474	263,656	343,026	106,608	36,812	66,010	73,528	51,836
Cereals	335,282	236,629	319,412	82,439	31,549	59,357	58,956	41,062
Teff	137,357	107,449	139,282	5,283	2,507	41,908	29,259	18,009
Barley	11,065	6,122	6,719	7,198	1,267	7,487	1,172	1,232
Wheat	94,408	82,445	159,453	4,969	1,334	33,235	20,243	17,760
Maize	86,432	38,878	*	75,049	25,419	9,063	*	3,813
Sorghum	5,625	1,492	*	8,303	1,010	*	*	*
Finger millet	-	-	-	-	-	-	-	-
Oats / 'Aja'	*	*	*	*	*	*	*	*
Rice	-	-	-	-	-	-	-	-
Pulses	95,405	23,051	11,017	23,534	3,758	19,162	14,072	6,593
Horse / Faba beans	9,068	*	*	10,042	653	*	*	*
Field Peas	3,970	*	*	1,127	*	*	*	*
Haricot beans	37,117	15,932	6,415	12,014	2,360	14,684	13,124	6,035
Chick peas	22,311	*	*	*	*	*	*	*
Lentils	14,151	*	*	*	*	*	224	*
Vetch / Grass peas	8,001	*	-	*	*	-	-	-
Soya beans	-	-	-	-	-	-	-	-
Fenugreek	787	*	-	*	*	-	-	-
Gibto	-	-	-	-	-	-	-	-
Oilseeds	466	148	*	5,200	68	*	*	*
Neug	*	-	-	-	-	-	-	-
Linseed	195	*	*	*	*	*	*	*
Groundnuts	-	-	-	-	-	-	-	-
Safflower	*	*	*	*	*	*	*	*
Sesame	*	-	-	-	-	-	-	-
Rapeseed	143	59	*	4,091	40	*	*	*
Vegetables	3,843	1,581	*	30,218	770	2,659	*	*
Lettuce	*	*	*	*	*	*	*	*
Head cabbage	*	*	*	*	*	*	*	*
Ethiopian cabbage	1,366	519	*	20,482	349	*	*	*
Tomatoes	*	*	*	2,517	*	*	*	*
Green peppers	262	129	*	9,929	75	*	*	*
Red peppers	*	*	*	*	*	*	*	*
Swiss chard	*	*	-	*	*	-	-	-
Root crops	2,022	*	*	17,773	120	1,898	*	*
Beetroot	19	*	*	*	*	*	*	*
Carrot	2	*	*	*	*	-	-	-
Onion	*	*	*	2,872	*	*	*	*
Potatoes	*	*	-	*	*	-	-	-
Garlic	360	96	*	14,242	87	*	*	*
Taro 'Godere'	-	-	-	-	-	-	-	-
Sweet potatoes	-	-	-	-	-	-	-	-
Other Temporary	317	92	*	8,337	87	*	*	*
Permanent crops	2,138	*	*	15,746	*	*	*	*
Avocado	*	-	-	-	-	-	-	-
Bananas	*	*	*	*	*	*	*	*
Guava	-	-	-	-	-	-	-	-
Lemons	*	*	*	*	*	*	*	*
Mangoes	*	*	*	*	*	*	*	*
Oranges	*	*	*	*	*	*	*	*
Papayas	*	*	*	*	*	*	*	*
Pineapples	*	*	-	-	-	-	-	-
Chat	*	*	*	*	*	*	*	*
Coffee	*	*	*	*	*	*	*	*
Hops / 'Geshe'	1,880	*	*	13,719	*	*	*	*
Enset	*	*	*	*	*	*	*	*
Sugar cane	*	-	-	-	-	-	-	-
Other permanent	*	*	*	*	*	*	*	*

(Table 1.4.7 cont'd.)

East Shewa

[illegible]

(Table 1.4.7 Cont'd.)

East Shewa

Crop type	IMPROVED SEED			PESTICIDE		IRRIGATION		EXTENSION PACKAGE	
	Holder	Hectare	Quintal	Holder	Hectare	Holder	Hectare	Holder	Hectare
All	33,585	23,069	21,041	136,332	153,928	19,827	*	32,235	29,947
Cereals	26,692	16,979	15,985	131,173	144,526	*	*	29,075	24,561
Teff	*	*	*	104,786	79,552	*	*	7,511	4,886
Barley	-	-	-	26,669	5,629	-	-	*	*
Wheat	14,376	6,301	11,388	83,167	50,043	-	-	8,787	6,097
Maize	*	*	3,233	20,212	8,760	*	*	20,619	12,518
Sorghum	-	-	-	*	*	-	-	*	*
Finger millet	-	-	-	-	-	-	-	-	-
Oats / 'Aja'	-	-	-	*	*	-	-	-	-
Rice	-	-	-	-	-	-	-	-	-
Pulses	9,145	5,771	5,055	17,873	7,038	*	*	7,968	4,311
Horse / Faba beans	-	-	-	*	*	-	-	*	*
Field Peas	-	-	-	4,039	*	*	*	*	*
Haricot beans	5,407	*	*	2,388	*	*	*	6,542	*
Chick peas	*	*	*	*	*	-	-	1,143	*
Lentils	*	*	*	8,548	3,570	-	-	*	*
Vetch / Grass peas	-	-	-	2,404	*	-	-	*	*
Soya beans	-	-	-	-	-	-	-	-	-
Fenugreek	-	-	-	-	-	-	-	*	*
Gibto	-	-	-	-	-	-	-	-	-
Oilseeds	-	-	-	*	*	*	*	*	*
Neug	-	-	-	-	-	-	-	-	-
Linseed	-	-	-	-	-	-	-	-	-
Groundnuts	-	-	-	-	-	-	-	-	-
Safflower	-	-	-	-	-	-	-	-	-
Sesame	-	-	-	-	-	-	-	-	-
Rapeseed	-	-	-	*	*	*	*	*	*
Vegetables	*	*	-	6,059	*	*	*	3,747	*
Lettuce	*	*	-	*	*	*	*	*	*
Head cabbage	*	*	-	*	*	*	*	*	*
Ethiopian cabbage	*	*	-	*	*	*	*	2,482	73
Tomatoes	-	-	-	*	*	*	*	*	*
Green peppers	*	*	-	*	*	2,165	12	*	*
Red peppers	-	-	-	*	*	-	-	-	-
Swiss chard	-	-	-	-	-	-	-	-	-
Root crops	*	*	-	5,039	*	4,438	*	*	*
Beetroot	*	*	-	*	*	*	*	*	*
Carrot	*	*	-	*	*	*	*	*	*
Onion	*	*	-	4,496	*	*	*	*	*
Potatoes	-	-	-	-	-	-	-	-	-
Garlic	-	-	-	*	*	*	*	*	*
Taro 'Godere'	-	-	-	-	-	-	-	-	-
Sweet potatoes	-	-	-	-	-	-	-	-	-
Other Temporary	*	*	-	*	*	*	*	*	*
Permanent crops				*	*	*	*	*	*
Avocado	-	-	-	-	-	-	-	-	-
Bananas	-	-	-	-	-	*	*	-	-
Guava	-	-	-	-	-	-	-	-	-
Lemons	-	-	-	-	-	-	-	-	-
Mangoes	-	-	-	-	-	*	*	-	-
Oranges	-	-	-	-	-	*	*	*	*
Papayas	-	-	-	*	*	*	*	*	*
Pineapples	-	-	-	-	-	-	-	-	-
Chat	-	-	-	-	-	*	*	-	-
Coffee	-	-	-	-	-	*	*	*	*
Hops / 'Geshe'	-	-	-	-	-	*	*	*	*
Enset	-	-	-	-	-	*	*	-	-
Sugar cane	-	-	-	-	-	*	*	-	-
Other permanent	-	-	-	*	*	*	*	*	*

Table1.4.8 Number of Holders, Inputs Applied Area and Quantity of Inputs used

Arsi

Crop type	All Crop Area	All Fertilizers		Natural		DAP		
		Hectare	Quintal	Holder	Hectare	Holder	Hectare	Quintal
All	581,647	338,503	196,922	277,898	56,909	281,616	267,288	180,972
Cereals	424,066	272,489	161,040	165,068	36,022	268,915	226,170	152,286
Teff	79,188	44,046	21,158	19,057	4,594	93,935	35,136	18,945
Barley	94,403	77,324	51,250	44,175	6,867	135,139	69,510	50,778
Wheat	145,291	115,647	81,072	25,854	5,738	179,818	107,527	78,956
Maize	66,532	29,931	*	117,874	16,704	32,509	*	2,261
Sorghum	33,801	3,212	420	12,806	2,019	3,565	926	244
Finger millet	*	-	-	-	-	-	-	-
Oats / 'Aja'	3,954	*	*	*	*	9,923	*	*
Rice	*	*	*	-	-	*	*	*
Pulses	69,651	30,834	16,786	57,308	7,597	92,799	22,690	15,772
Horse / Faba beans	27,985	20,213	9,017	39,171	5,427	74,713	14,255	8,046
Field Peas	12,164	7,925	7,141	7,458	*	24,717	7,295	7,141
Haricot beans	23,421	1,714	*	9,458	950	5,833	*	*
Chick peas	659	229	*	*	*	*	*	*
Lentils	669	91	*	*	*	2,153	*	*
Vetch / Grass peas	3,750	195	-	3,899	195	-	-	-
Soya beans	-	-	-	-	-	-	-	-
Fenugreek	1,003	467	*	7,011	*	*	*	*
Gibto	-	-	-	-	-	-	-	-
Oilseeds	66,176	20,060	6,666	26,351	4,217	42,948	14,519	6,236
Neug	8,036	*	-	*	*	-	-	-
Linseed	48,805	12,465	2,710	10,094	3,436	22,715	7,783	2,394
Groundnuts	*	*	*	*	*	-	-	-
Safflower	-	-	-	-	-	-	-	-
Sesame	-	-	-	-	-	-	-	-
Rapeseed	9,160	7,399	*	14,080	663	21,092	6,736	*
Vegetables	3,448	2,228	*	84,478	1,332	4,834	*	*
Lettuce	-	-	-	-	-	-	-	-
Head cabbage	*	*	*	12,200	*	*	*	*
Ethiopian cabbage	878	661	*	60,997	638	3,142	*	*
Tomatoes	*	*	*	2,582	*	-	-	-
Green peppers	416	210	*	19,370	198	*	*	*
Red peppers	*	385	*	5,809	325	*	*	*
Swiss chard	*	*	-	*	*	-	-	-
Root crops	8,432	6,514	*	74,096	2,260	26,007	*	*
Beetroot	342	290	*	21,292	250	*	*	*
Carrot	*	*	*	10,552	*	*	*	*
Onion	*	*	*	8,181	134	*	*	*
Potatoes	*	*	*	10,536	421	*	*	*
Garlic	1,278	1,053	*	44,232	930	*	*	*
Taro 'Godere'	-	-	-	-	-	-	-	-
Sweet potatoes	*	120	*	3,931	*	-	-	-
Other Temporary	1,458	854	*	75,015	837	*	*	*
Permanent crops	8,415	5,524		84,535	4,644			
Avocado	*	*		*	*			
Bananas	615	*		13,245	*			
Guava	*	*		*	*			
Lemons	*	-		-	-			
Mangoes	6	*		*	*			
Oranges	*	*		*	*			
Papayas	*	*		*	*			
Pineapples	-	-		-	-			
Chat	2,561	*		12,672	*			
Coffee	3,410	*		24,700	*			
Hops / 'Geshe'	551	397		32,520	397			
Enset	235	209		30,446	209			
Sugar cane	*	*		*	*			
Other permanent	*	*		4,451	*			

(Table 1.4.8 cont'd.)

Arsi

Crop type	UREA			UREA + DAP			INDIGENOUS SEED		
	Holder	Hectare	Quintal	Holder	Hectare	Quintal	Holder	Hectare	Quintal
All	24,961	8,708	8,594	12,949	5,599	7,356	487,487	561,937	779,207
Cereals	17,921	6,018	4,513	10,018	4,279	4,242	448,465	406,404	627,217
Teff	5,264	1,664	800	6,584	2,653	1,412	196,827	79,092	57,261
Barley	2,912	*	*	*	*	*	212,785	92,716	211,673
Wheat	*	*	1,008	2,563	903	*	258,437	136,242	300,840
Maize	*	*	*	*	*	*	252,106	59,703	38,838
Sorghum	*	*	*	-	-	-	112,545	33,801	9,701
Finger millet	-	-	-	-	-	-	*	*	*
Oats / 'Aja'	-	-	-	-	-	-	32,586	3,954	8,169
Rice	-	-	-	-	-	-	*	*	*
Pulses	*	*	*	*	*	*	269,732	68,945	102,748
Horse / Faba beans	*	*	*	*	*	*	156,213	27,931	55,606
Field Peas	-	-	-	-	-	-	62,327	12,162	23,256
Haricot beans	*	*	*	-	-	-	95,007	22,965	20,593
Chick peas	-	-	-	-	-	-	6,920	*	496
Lentils	-	-	-	-	-	-	13,087	669	463
Vetch / Grass peas	-	-	-	-	-	-	24,316	3,634	1,929
Soya beans	-	-	-	-	-	-	-	-	-
Fenugreek	-	-	-	-	-	-	20,203	1,003	406
Gibto	-	-	-	-	-	-	-	-	-
Oilseeds	*	*	*	*	*	*	170,380	65,180	49,242
Neug	-	-	-	-	-	-	30,575	8,036	*
Linseed	*	*	*	-	-	-	123,414	48,763	40,619
Groundnuts	-	-	-	*	*	*	*	*	*
Safflower	-	-	-	-	-	-	-	-	-
Sesame	-	-	-	-	-	-	-	-	-
Rapeseed	-	-	-	-	-	-	42,768	8,207	5,657
Vegetables	*	*	*	*	*	*	126,999	3,407	-
Lettuce	-	-	-	-	-	-	-	-	-
Head cabbage	-	-	-	-	-	-	13,061	*	-
Ethiopian cabbage	-	-	-	-	-	-	78,914	876	-
Tomatoes	-	-	-	*	*	*	4,941	*	-
Green peppers	*	*	*	-	-	-	29,110	409	-
Red peppers	-	-	-	-	-	-	20,450	*	-
Swiss chard	-	-	-	-	-	-	2,770	*	-
Root crops	*	*	*	*	*	*	126,367	8,402	-
Beetroot	-	-	-	-	-	-	26,540	312	-
Carrot	-	-	-	-	-	-	14,773	*	-
Onion	*	*	*	*	*	*	33,860	*	-
Potatoes	-	-	-	*	*	*	22,243	*	-
Garlic	*	*	*	-	-	-	58,949	1,278	-
Taro 'Godere'	-	-	-	-	-	-	-	-	-
Sweet potatoes	*	*	*	-	-	-	9,276	*	-
Other Temporary	-	-	-	-	-	-	104,250	1,455	-
Permanent crops							117,158	8,143	
Avocado							*	*	
Bananas							21,352	610	
Guava							*	*	
Lemons							*	*	
Mangoes							3,593	6	
Oranges							*	*	
Papayas							*	*	
Pineapples							-	-	
Chat							31,258	2,505	
Coffee							40,587	3,289	
Hops / 'Gesho'							43,216	521	
Enset							36,654	204	
Sugar cane							11,613	*	
Other permanent							3,494	*	

(Table 1.4.8 Cont'd.)

Arsi

Crop type	IMPROVED SEED			PESTICIDE		IRRIGATION		EXTENSION PACKAGE	
	Holder	Hectare	Quintal	Holder	Hectare	Holder	Hectare	Holder	Hectare
All	43,112	19,507	23,223	275,445	228,643	27,291	7,242	37,880	24,723
Cereals	32,502	17,611	22,278	265,115	207,007	9,735	*	28,288	18,953
Teff	*	*	*	97,577	41,265	*	*	*	*
Barley	6,002	*	*	116,168	63,295	1,763	*	*	*
Wheat	18,112	9,049	16,386	173,206	95,662	*	*	13,648	*
Maize	9,774	*	*	13,062	*	*	*	9,346	1,468
Sorghum	-	-	-	*	*	-	-	*	*
Finger millet	-	-	-	*	*	-	-	-	-
Oats / 'Aja'	-	-	-	8,493	790	*	*	*	*
Rice	-	-	-	*	*	-	-	-	-
Pulses	2,190	*	*	21,157	5,381	*	*	10,448	2,031
Horse / Faba beans	*	*	*	11,577	2,271	-	-	*	619
Field Peas	*	*	*	9,537	*	*	*	*	*
Haricot beans	*	*	*	*	*	*	*	*	*
Chick peas	*	*	*	-	-	-	-	*	*
Lentils	-	-	-	-	-	-	-	*	*
Vetch / Grass peas	*	*	*	-	-	-	-	*	*
Soya beans	-	-	-	-	-	-	-	-	-
Fenugreek	-	-	-	*	*	*	*	*	*
Gibto	-	-	-	-	-	-	-	-	-
Oilseeds	*	*	*	33,174	14,280	*	*	*	*
Neug	-	-	-	*	*	-	-	-	-
Linseed	*	*	*	28,792	13,016	-	-	*	*
Groundnuts	-	-	-	-	-	*	*	-	-
Safflower	-	-	-	-	-	-	-	-	-
Sesame	-	-	-	-	-	-	-	-	-
Rapeseed	*	*	*	*	*	*	*	*	*
Vegetables	4,378	33	-	*	*	4,568	*	*	*
Lettuce	-	-	-	-	-	-	-	-	-
Head cabbage	*	*	-	*	*	-	-	-	-
Ethiopian cabbage	*	*	-	*	*	*	*	*	*
Tomatoes	*	*	-	*	*	*	*	-	-
Green peppers	*	*	-	-	-	*	*	*	*
Red peppers	-	-	-	-	-	*	*	*	*
Swiss chard	*	*	-	-	-	-	-	-	-
Root crops	3,019	*	-	5,801	*	*	*	7,606	*
Beetroot	*	*	-	*	*	*	*	*	*
Carrot	*	*	-	*	*	*	*	*	*
Onion	-	-	-	*	*	*	*	*	*
Potatoes	-	-	-	*	*	-	-	*	*
Garlic	-	-	-	*	*	-	-	*	*
Taro 'Godere'	-	-	-	-	-	-	-	-	-
Sweet potatoes	-	-	-	-	-	*	*	*	*
Other Temporary	-	-	-	1,876	*	*	*	*	*
Permanent crops				*	*	17,548	*	*	*
Avocado				-	-	*	*	-	-
Bananas				-	-	*	*	*	*
Guava				-	-	-	-	-	-
Lemons				-	-	-	*	-	-
Mangoes				-	-	*	*	-	-
Oranges				-	-	*	*	*	*
Papayas				-	-	*	*	-	-
Pineapples				-	-	-	-	-	-
Chat				*	*	*	*	*	*
Coffee	*	*	-	-	-	*	*	*	*
Hops / 'Gesho'				-	-	*	*	*	*
Enset				-	-	*	*	*	*
Sugar cane				-	-	*	*	*	*
Other permanent				-	-	*	*	*	*

Table1.4.9 Number of Holders, Inputs Applied Area and Quantity of Inputs used

West Harerge

Crop type	All Crop Area	All Fertilizers		Natural		DAP		
		Hectare	Quintal	Holder	Hectare	Holder	Hectare	Quintal
All	287,437	131,187	21,714	249,593	106,726	37,698	20,886	18,154
Cereals	197,789	87,800	12,444	216,289	70,688	34,054	14,595	10,873
Teff	4,719	3,110	*	29,734	2,578	2,792	*	*
Barley	7,406	3,517	*	41,903	2,226	*	*	*
Wheat	2,978	1,339	*	14,172	920	*	*	*
Maize	63,509	30,319	8,037	160,809	19,595	25,759	8,811	6,804
Sorghum	117,513	48,997	*	145,922	45,079	6,674	*	*
Finger millet	1,500	*	*	4,969	241	*	*	*
Oats / 'Aja'	163	*	-	*	*	-	-	-
Rice	-	-	-	-	-	-	-	-
Pulses	25,231	11,004	*	98,150	9,408	9,705	*	*
Horse / Faba beans	2,456	*	-	*	*	-	-	-
Field Peas	*	*	*	2,227	*	*	*	*
Haricot beans	19,147	8,591	*	79,237	7,682	*	*	*
Chick peas	1,525	884	*	6,886	391	*	*	*
Lentils	481	*	-	*	*	-	-	-
Vetch / Grass peas	*	*	-	*	*	-	-	-
Soya beans	-	-	-	-	-	-	-	-
Fenugreek	1,051	499	*	16,856	*	*	*	*
Gibto	*	*	-	*	*	-	-	-
Oilseeds	4,925	1,844	*	26,961	1,654	*	*	*
Neug	*	-	-	-	-	-	-	-
Linseed	818	338	*	12,014	291	*	*	*
Groundnuts	*	*	*	*	*	*	*	*
Safflower	*	*	-	*	*	-	-	-
Sesame	*	*	-	9,815	*	-	-	-
Rapeseed	*	*	-	2,211	*	-	-	-
Vegetables	4,123	*	*	72,835	2,147	*	*	*
Lettuce	*	*	-	*	*	-	-	-
Head cabbage	*	*	-	*	*	*	*	-
Ethiopian cabbage	*	*	-	*	*	-	-	-
Tomatoes	35	*	-	4,150	*	-	-	-
Green peppers	130	102	*	14,141	101	*	*	*
Red peppers	3,851	*	*	53,216	1,966	*	*	*
Swiss chard	*	*	-	*	*	-	-	-
Root crops	6,056	2,795	121	63,914	2,688	2,341	*	*
Beetroot	*	*	-	*	*	-	-	-
Carrot	*	*	-	*	*	-	-	-
Onion	2,687	1,249	*	25,824	1,183	*	*	*
Potatoes	279	*	-	5,970	*	-	-	-
Garlic	66	*	*	4,706	*	*	*	*
Taro 'Godere'	-	-	-	-	-	-	-	-
Sweet potatoes	2,953	1,316	*	32,854	1,276	*	*	*
Other Temporary	1,246	763	*	64,943	731	-	-	-
Permanent crops	48,066	23,579		168,791	19,410			
Avocado	*	*		*	*			
Bananas	627	329		28,586	329			
Guava	301	98		22,886	98			
Lemons	34	11		6,575	11			
Mangoes	182	83		15,940	82			
Oranges	122	49		11,880	47			
Papayas	120	68		17,691	68			
Pineapples	-	-		-	-			
Chat	30,103	14,008		119,761	13,087			
Coffee	15,575	8,626		71,092	5,406			
Hops / 'Geshe'	21	*		2,195	*			
Enset	*	*		*	*			
Sugar cane	803	206		8,632	*			
Other permanent	146	76		22,041	76			

(Table 1.4.9 cont'd.)

West Harerge

Crop type	UREA			UREA + DAP			INDIGENOUS SEED		
	Holder	Hectare	Quintal	Holder	Hectare	Quintal	Holder	Hectare	Quintal
All	7,145	*	*	4,788	*	*	341,639	286,142	95,665
Cereals	5,371	*	*	3,878	*	610	333,994	197,403	74,177
Teff	*	*	*	*	*	*	49,697	4,719	1,653
Barley	*	*	*	-	-	-	86,799	7,389	10,867
Wheat	*	*	*	*	*	*	34,636	2,972	4,832
Maize	*	*	*	2,808	384	*	282,116	63,358	26,424
Sorghum	-	-	-	*	*	*	267,397	117,301	29,847
Finger millet	-	-	-	-	-	-	17,839	1,500	292
Oats / 'Aja'	-	-	-	-	-	-	4,511	163	*
Rice	-	-	-	-	-	-	-	-	-
Pulses	*	*	*	*	*	*	186,254	25,076	20,474
Horse / Faba beans	-	-	-	-	-	-	28,904	2,456	2,094
Field Peas	-	-	-	-	-	-	7,826	*	*
Haricot beans	*	*	*	*	*	*	148,108	19,043	16,572
Chick peas	*	*	*	*	*	*	21,075	1,484	897
Lentils	-	-	-	-	-	-	12,659	481	177
Vetch / Grass peas	-	-	-	-	-	-	*	*	*
Soya beans	-	-	-	-	-	-	-	-	-
Fenugreek	*	*	*	-	-	-	37,327	1,040	401
Gibto	-	-	-	-	-	-	*	*	*
Oilseeds	-	-	-	*	*	*	66,118	4,912	1,014
Neug	-	-	-	-	-	-	*	*	*
Linseed	-	-	-	*	*	*	31,450	818	225
Groundnuts	-	-	-	-	-	-	13,390	*	*
Safflower	-	-	-	-	-	-	*	*	*
Sesame	-	-	-	-	-	-	22,874	*	*
Rapeseed	-	-	-	-	-	-	3,257	*	*
Vegetables	*	*	*	*	*	*	106,199	4,077	-
Lettuce	-	-	-	-	-	-	*	*	-
Head cabbage	-	-	-	-	-	-	*	*	-
Ethiopian cabbage	-	-	-	-	-	-	*	*	-
Tomatoes	-	-	-	-	-	-	4,504	*	-
Green peppers	-	-	-	-	-	-	24,345	130	-
Red peppers	*	*	*	*	*	*	74,810	3,809	-
Swiss chard	-	-	-	-	-	-	*	*	-
Root crops	*	*	*	*	*	*	116,700	5,847	-
Beetroot	-	-	-	-	-	-	*	*	-
Carrot	-	-	-	-	-	-	*	*	-
Onion	*	*	*	*	*	*	53,712	2,687	-
Potatoes	-	-	-	-	-	-	13,725	276	-
Garlic	-	-	-	-	-	-	7,120	66	-
Taro 'Godere'	-	-	-	-	-	-	-	-	-
Sweet potatoes	*	*	*	-	-	-	63,344	2,757	-
Other Temporary	-	-	-	*	*	*	86,540	1,212	-
Permanent crops							272,206	47,615	
Avocado							*	*	
Bananas							51,005	624	
Guava							64,732	301	
Lemons							16,539	34	
Mangoes							33,953	181	
Oranges							26,884	122	
Papayas							35,667	118	
Pineapples							-	-	
Chat							228,719	29,861	
Coffee							136,261	15,374	
Hops / 'Geshe'							8,695	21	
Enset							*	*	
Sugar cane							22,091	803	
Other permanent							39,442	145	

(Table 1.4.9 Cont'd.)

West Harerge

Crop type	IMPROVED SEED			PESTICIDE		IRRIGATION		EXTENSION PACKAGE	
	Holder	Hectare	Quintal	Holder	Hectare	Holder	Hectare	Holder	Hectare
All	12,249	549	*	17,416	3,126	65,668	15,960	27,544	*
Cereals	*	*	*	7,467	1,835	44,400	7,957	21,693	*
Teff	-	-	-	*	*	*	*	3,186	*
Barley	-	-	-	*	*	*	*	*	*
Wheat	*	*	-	*	*	*	*	*	*
Maize	*	*	*	2,815	*	33,256	2,441	18,734	*
Sorghum	*	*	-	3,358	713	25,655	*	5,430	*
Finger millet	-	-	-	*	*	-	-	-	-
Oats / 'Aja'	-	-	-	-	-	-	-	-	-
Rice	-	-	-	-	-	-	-	-	-
Pulses	*	*	*	-	-	11,928	353	*	*
Horse / Faba beans	-	-	-	-	-	-	-	*	*
Field Peas	-	-	-	-	-	-	-	-	-
Haricot beans	-	-	-	-	-	10,834	288	*	*
Chick peas	*	*	*	-	-	*	*	*	*
Lentils	-	-	-	-	-	-	-	-	-
Vetch / Grass peas	-	-	-	-	-	-	-	-	-
Soya beans	-	-	-	-	-	-	-	-	-
Fenugreek	-	-	-	-	-	*	*	*	*
Gibto	-	-	-	-	-	*	*	-	-
Oilseeds	-	-	-	-	-	*	*	*	*
Neug	-	-	-	-	-	-	-	-	-
Linseed	-	-	-	-	-	*	*	*	*
Groundnuts	-	-	-	-	-	-	-	*	*
Safflower	-	-	-	-	-	-	-	-	-
Sesame	-	-	-	-	-	*	*	*	*
Rapeseed	-	-	-	-	-	*	*	-	-
Vegetables	1,309	*	-	*	*	8,816	168	*	*
Lettuce	-	-	-	-	-	-	-	-	-
Head cabbage	-	-	-	*	*	*	*	*	*
Ethiopian cabbage	-	-	-	-	-	-	-	-	-
Tomatoes	-	-	-	-	-	-	-	-	-
Green peppers	-	-	-	-	-	4,202	*	-	-
Red peppers	1,309	*	-	-	-	*	*	*	*
Swiss chard	-	-	-	-	-	-	-	-	-
Root crops	*	*	-	-	-	21,757	957	2,153	74
Beetroot	*	*	-	-	-	*	*	*	*
Carrot	*	*	-	-	-	-	-	-	-
Onion	-	-	-	-	-	*	*	-	-
Potatoes	-	-	-	-	-	*	*	-	-
Garlic	-	-	-	-	-	*	*	-	-
Taro 'Godere'	-	-	-	-	-	-	-	-	-
Sweet potatoes	*	*	-	-	-	17,585	*	1,487	*
Other Temporary	*	*	-	*	*	*	*	*	*
Permanent crops				11,037	1,272	59,358	6,284	16,200	*
Avocado				-	-	*	*	-	-
Bananas				-	-	22,141	424	-	-
Guava				-	-	12,430	100	*	*
Lemons				-	-	7,559	*	*	*
Mangoes				*	*	*	*	-	-
Oranges				*	*	5,484	*	-	-
Papayas				-	-	6,630	*	*	*
Pineapples				-	-	-	-	-	-
Chat				8,702	874	37,836	3,311	12,509	*
Coffee	3,732	*	-	*	*	28,156	1,922	*	*
Hops / 'Geshe'				-	-	-	-	-	-
Enset				-	-	-	-	-	-
Sugar cane				-	-	11,314	*	-	-
Other permanent				-	-	8,131	12	-	-

Table1.4.10 Number of Holders, Inputs Applied Area and Quantity of Inputs used

East Harerge

Crop type	All Crop Area	All Fertilizers		Natural		DAP		
		Hectare	Quintal	Holder	Hectare	Holder	Hectare	Quintal
All	309,515	167,101	71,748	346,653	125,855	24,815	7,739	8,722
Cereals	222,444	115,106	37,819	314,192	86,681	19,755	6,031	4,775
Teff	3,530	1,982	867	13,319	*	*	*	*
Barley	*	1,189	*	32,399	987	*	*	*
Wheat	*	3,526	1,846	23,876	1,377	*	*	*
Maize	63,696	39,619	23,519	236,735	24,241	13,395	3,000	2,361
Sorghum	137,163	68,768	11,277	195,027	59,026	9,003	1,847	1,282
Finger millet	-	-	-	-	-	-	-	-
Oats / 'Aja'	*	*	*	*	*	-	-	-
Rice	*	*	-	*	*	-	-	-
Pulses	7,144	3,440	1,934	67,148	2,860	*	*	*
Horse / Faba beans	1,429	680	*	13,645	609	*	*	*
Field Peas	*	*	-	*	*	-	-	-
Haricot beans	3,863	1,864	*	34,167	1,466	*	*	*
Chick peas	570	257	*	7,867	185	*	*	*
Lentils	359	107	*	4,351	103	-	-	-
Vetch / Grass peas	*	-	-	-	-	-	-	-
Soya beans	-	-	-	-	-	-	-	-
Fenugreek	735	496	*	25,969	461	*	*	*
Gibto	-	-	-	-	-	-	-	-
Oilseeds	24,322	14,151	*	61,548	12,487	4,553	331	633
Neug	-	-	-	-	-	-	-	-
Linseed	1,752	442	*	17,519	378	-	-	-
Groundnuts	21,004	*	*	41,770	*	2,450	*	*
Safflower	-	-	-	-	-	-	-	-
Sesame	*	*	*	5,853	*	*	*	*
Rapeseed	*	*	*	-	-	*	*	*
Vegetables	766	*	*	24,461	274	*	*	*
Lettuce	*	*	*	*	*	-	-	-
Head cabbage	*	*	*	-	-	-	-	-
Ethiopian cabbage	*	*	-	*	*	-	-	-
Tomatoes	*	*	-	*	*	-	-	-
Green peppers	*	*	*	18,697	*	*	*	*
Red peppers	125	63	*	3,379	52	-	-	-
Swiss chard	-	-	-	-	-	-	-	-
Root crops	9,263	5,152	4,228	102,542	3,267	*	*	*
Beetroot	*	*	*	*	*	-	-	-
Carrot	*	*	*	*	*	-	-	-
Onion	*	*	*	9,782	*	*	*	*
Potatoes	*	*	*	*	*	*	*	*
Garlic	*	*	*	15,044	*	*	*	*
Taro 'Godere'	-	-	-	-	-	-	-	-
Sweet potatoes	6,754	2,837	1,561	82,758	2,468	*	*	*
Other Temporary	1,590	1,206	*	82,054	1,074	-	-	-
Permanent crops	43,986	27,442		258,450	19,212			
Avocado	*	*		*	*			
Bananas	526	197		32,414	177			
Guava	159	69		19,702	69			
Lemons	*	*		1,976	*			
Mangoes	301	86		15,102	86			
Oranges	*	*		*	*			
Papayas	196	141		26,836	91			
Pineapples	-	-		-	-			
Chat	36,452	23,239		202,705	15,546			
Coffee	4,995	3,202		82,214	2,735			
Hops / 'Geshe'	*	*		*	*			
Enset	*	*		*	*			
Sugar cane	864	*		12,791	*			
Other permanent	441	194		49,312	194			

(Table 1.4.10 cont'd.)

East Harerge

Crop type	UREA			UREA + DAP			INDIGENOUS SEED		
	Holder	Hectare	Quintal	Holder	Hectare	Quintal	Holder	Hectare	Quintal
All	66,516	18,575	32,914	55,793	14,932	30,112	468,170	304,555	103,957
Cereals	59,649	11,746	16,571	49,728	10,647	16,473	460,912	218,517	88,370
Teff	*	*	*	*	*	*	30,912	3,522	1,161
Barley	*	*	*	*	*	*	59,783	*	6,466
Wheat	6,367	509	370	6,874	*	713	69,078	*	15,690
Maize	48,614	5,695	9,359	44,236	6,682	11,799	372,439	60,264	26,312
Sorghum	21,554	4,793	*	19,355	*	3,821	345,977	136,843	38,547
Finger millet	-	-	-	-	-	-	-	-	-
Oats / 'Aja'	-	-	-	*	*	*	*	*	*
Rice	-	-	-	-	-	-	*	*	-
Pulses	4,745	*	512	*	*	*	136,451	7,055	4,597
Horse / Faba beans	-	-	-	*	*	*	30,483	1,416	1,210
Field Peas	-	-	-	-	-	-	*	*	*
Haricot beans	*	*	*	*	*	*	83,460	3,820	2,321
Chick peas	*	*	*	*	*	*	13,023	562	205
Lentils	-	-	-	*	*	*	12,042	359	*
Vetch / Grass peas	-	-	-	-	-	-	*	*	*
Soya beans	-	-	-	-	-	-	-	-	-
Fenugreek	*	*	*	*	*	*	40,508	711	384
Gibto	-	-	-	-	-	-	-	-	-
Oilseeds	*	*	*	1,960	*	*	136,748	24,284	10,990
Neug	-	-	-	-	-	-	-	-	-
Linseed	*	*	*	*	*	*	50,629	1,714	321
Groundnuts	*	*	*	*	*	*	78,450	21,004	10,487
Safflower	-	-	-	-	-	-	-	-	-
Sesame	-	-	-	-	-	-	21,585	*	179
Rapeseed	-	-	-	-	-	-	*	*	*
Vegetables	*	*	*	*	*	*	43,816	735	-
Lettuce	*	*	*	*	*	*	*	*	-
Head cabbage	*	*	*	*	*	*	*	*	-
Ethiopian cabbage	-	-	-	-	-	-	*	*	-
Tomatoes	-	-	-	-	-	-	2,881	*	-
Green peppers	*	*	*	*	*	*	28,762	*	-
Red peppers	*	*	*	*	*	*	9,662	122	-
Swiss chard	-	-	-	-	-	-	-	-	-
Root crops	21,558	692	1,447	12,132	*	*	205,453	9,037	-
Beetroot	*	*	*	*	*	*	*	*	-
Carrot	*	*	*	*	*	*	*	*	-
Onion	*	*	*	*	*	*	20,994	*	-
Potatoes	*	*	*	*	*	*	22,392	*	-
Garlic	*	*	*	*	*	*	17,579	*	-
Taro 'Godere'	-	-	-	-	-	-	-	-	-
Sweet potatoes	9,471	138	*	5,056	*	803	175,454	6,617	-
Other Temporary	*	*	*	*	*	*	103,059	1,535	-
Permanent crops							378,292	43,392	
Avocado							*	*	
Bananas							60,600	521	
Guava							42,137	159	
Lemons							3,872	*	
Mangoes							35,387	299	
Oranges							*	*	
Papayas							43,353	196	
Pineapples							-	-	
Chat							342,839	36,044	
Coffee							118,778	4,823	
Hops / 'Geshe'							*	*	
Enset							*	*	
Sugar cane							30,726	863	
Other permanent							87,225	439	

(Table 1.4.10 Cont'd.)

East Harerge

Crop type	IMPROVED SEED			PESTICIDE		IRRIGATION		EXTENSION PACKAGE	
	Holder	Hectare	Quintal	Holder	Hectare	Holder	Hectare	Holder	Hectare
All	31,384	4,149	980	42,271	8,083	130,010	22,102	56,597	13,810
Cereals	23,744	3,822	962	28,977	6,588	82,481	10,908	53,738	10,415
Teff	-	-	-	*	*	5,263	*	*	*
Barley	-	-	-	*	*	*	*	*	*
Wheat	*	*	*	*	*	*	*	*	*
Maize	20,859	3,425	815	20,570	*	61,497	5,997	48,953	7,655
Sorghum	*	*	-	11,513	*	38,880	4,450	9,120	715
Finger millet	-	-	-	-	-	-	-	-	-
Oats / 'Aja'	-	-	-	-	-	-	-	*	*
Rice	-	-	-	-	-	-	-	-	-
Pulses	*	*	*	*	*	9,771	*	3,257	83
Horse / Faba beans	*	*	*	*	*	-	-	*	*
Field Peas	-	-	-	-	-	-	-	-	-
Haricot beans	-	-	-	*	*	*	*	-	-
Chick peas	*	*	*	*	*	*	*	*	*
Lentils	-	-	-	-	-	-	-	-	-
Vetch / Grass peas	-	-	-	-	-	-	-	-	-
Soya beans	-	-	-	-	-	-	-	-	-
Fenugreek	-	-	-	-	-	*	*	*	*
Gibto	-	-	-	-	-	-	-	-	-
Oilseeds	*	*	-	*	*	4,319	*	3,869	92
Neug	-	-	-	-	-	-	-	-	-
Linseed	*	*	-	-	-	*	*	*	*
Groundnuts	-	-	-	*	*	*	*	*	*
Safflower	-	-	-	-	-	-	-	-	-
Sesame	-	-	-	-	-	*	*	-	-
Rapeseed	-	-	-	-	-	-	-	-	-
Vegetables	*	*	-	*	*	*	*	-	-
Lettuce	-	-	-	*	*	*	*	-	-
Head cabbage	*	*	-	*	*	*	*	-	-
Ethiopian cabbage	-	-	-	-	-	*	*	-	-
Tomatoes	-	-	-	-	-	*	*	-	-
Green peppers	-	-	-	*	*	*	*	-	-
Red peppers	-	-	-	-	-	*	*	-	-
Swiss chard	-	-	-	-	-	-	-	-	-
Root crops	*	*	-	*	*	53,993	2,203	8,425	205
Beetroot	*	*	-	-	-	*	*	-	-
Carrot	*	*	-	*	*	*	*	-	-
Onion	-	-	-	-	-	2,013	*	*	*
Potatoes	-	-	-	-	-	*	*	*	*
Garlic	-	-	-	-	-	*	*	-	-
Taro 'Godere'	-	-	-	-	-	-	-	-	-
Sweet potatoes	*	*	-	*	*	39,369	1,184	7,002	113
Other Temporary	*	*	-	*	*	8,231	*	*	*
Permanent crops				21,159	1,279	113,627	7,922	39,275	3,007
Avocado				-	-	*	*	-	-
Bananas				-	-	35,584	384	*	*
Guava				-	-	6,558	*	*	*
Lemons				-	-	*	*	-	-
Mangoes				-	-	*	*	-	-
Oranges				-	-	*	*	-	-
Papayas				*	*	15,720	*	*	*
Pineapples				-	-	-	-	-	-
Chat				15,217	1,179	78,954	4,817	32,652	2,395
Coffee	*	*	-	*	*	51,977	1,667	14,302	549
Hops / 'Geshe'				-	-	-	-	-	-
Enset				-	-	-	-	-	-
Sugar cane				*	*	27,922	808	-	-
Other permanent				*	*	11,024	59	*	*

Table1.4.11 Number of Holders, Inputs Applied Area and Quantity of Inputs used

Bale								
Crop type	All Crop Area	All Fertilizers		Natural		DAP		
		Hectare	Quintal	Holder	Hectare	Holder	Hectare	Quintal
All	331,253	102,659	65,408	59,542	14,557	72,056	86,941	64,908
Cereals	269,117	98,558	64,838	36,517	10,964	71,386	86,433	64,339
Teff	49,040	*	*	7,744	*	*	*	*
Barley	27,701	9,749	6,165	2,659	367	26,444	9,382	6,165
Wheat	122,174	73,854	56,593	4,487	1,208	67,220	72,645	56,593
Maize	33,567	5,431	*	28,338	4,432	*	*	*
Sorghum	24,011	936	*	3,797	812	*	*	*
Finger millet	*	-	-	-	-	-	-	-
Oats / 'Aja'	12,621	3,268	1,268	1,948	*	13,594	3,089	1,268
Rice	-	-	-	-	-	-	-	-
Pulses	17,411	548	*	6,706	533	*	*	*
Horse / Faba beans	5,592	*	-	1,662	*	-	-	-
Field Peas	5,567	*	-	*	*	-	-	-
Haricot beans	2,383	*	-	*	*	-	-	-
Chick peas	1,231	*	-	*	*	-	-	-
Lentils	*	*	*	-	-	*	*	*
Vetch / Grass peas	*	-	-	-	-	-	-	-
Soya beans	*	-	-	-	-	-	-	-
Fenugreek	*	*	-	*	*	-	-	-
Gibto	-	-	-	-	-	-	-	-
Oilseeds	15,295	*	-	1,572	*	-	-	-
Neug	*	*	-	*	*	-	-	-
Linseed	10,161	*	-	*	*	-	-	-
Groundnuts	-	-	-	-	-	-	-	-
Safflower	*	-	-	-	-	-	-	-
Sesame	*	*	-	*	*	-	-	-
Rapeseed	*	-	-	-	-	-	-	-
Vegetables	2,378	858	*	11,729	591	*	*	*
Lettuce	*	-	-	-	-	-	-	-
Head cabbage	*	*	-	*	*	-	-	-
Ethiopian cabbage	192	*	-	4,414	*	-	-	-
Tomatoes	*	*	-	*	*	-	-	-
Green peppers	275	*	-	3,716	*	-	-	-
Red peppers	1,651	*	*	3,886	*	*	*	*
Swiss chard	-	-	-	-	-	-	-	-
Root crops	2,901	*	*	9,767	*	*	*	*
Beetroot	*	*	-	*	*	-	-	-
Carrot	*	*	-	*	*	-	-	-
Onion	*	*	*	*	*	*	*	*
Potatoes	*	*	*	*	*	*	*	*
Garlic	*	*	*	*	*	*	*	*
Taro 'Godere'	-	-	-	-	-	-	-	-
Sweet potatoes	*	*	*	*	*	*	*	*
Other Temporary	*	*	-	12,760	*	-	-	-
Permanent crops	16,420	1,308		13,820	1,302			
Avocado	*	-	-	-	-	-	-	-
Bananas	543	*		2,771	*			
Guava	*	-	-	-	-	-	-	-
Lemons	*	-	-	-	-	-	-	-
Mangoes	140	*		*	*			
Oranges	*	*		*	*			
Papayas	149	*		*	*			
Pineapples	-	-	-	-	-	-	-	-
Chat	4,099	405		4,870	400			
Coffee	11,139	*		*	*			
Hops / 'Geshe'	*	*		*	*			
Enset	*	*		*	*			
Sugar cane	168	*		*	*			
Other permanent	*	*		*	*			

(Table 1.4.11 Cont'd.)

Bale

[illegible]

Table1.4.12 Number of Holders, Inputs Applied Area and Quantity of Inputs used

Borena

Crop type	All Crop Area	All Fertilizers		Natural		DAP		
		Hectare	Quintal	Holder	Hectare	Holder	Hectare	Quintal
All	62,034	16,277	*	45,647	16,046	*	*	*
Cereals	24,295	8,228	*	23,380	8,028	*	*	*
Teff	7,832	1,226	*	6,846	1,071	*	*	*
Barley	1,233	*	*	*	*	*	*	*
Wheat	2,049	*	-	*	*	-	-	-
Maize	11,074	*	*	19,615	*	*	*	*
Sorghum	*	*	-	*	*	-	-	-
Finger millet	*	*	-	*	*	-	-	-
Oats / 'Aja'	-	-	-	-	-	-	-	-
Rice	-	-	-	-	-	-	-	-
Pulses	14,197	3,464	-	21,863	3,464	-	-	-
Horse / Faba beans	271	*	-	*	*	-	-	-
Field Peas	56	*	-	886	*	-	-	-
Haricot beans	13,232	3,276	-	20,572	3,276	-	-	-
Chick peas	*	*	-	*	*	-	-	-
Lentils	*	-	-	-	-	-	-	-
Vetch / Grass peas	-	-	-	-	-	-	-	-
Soya beans	*	*	-	*	*	-	-	-
Fenugreek	*	-	-	-	-	-	-	-
Gibto	-	-	-	-	-	-	-	-
Oilseeds	*	*	*	*	*	*	*	*
Neug	-	-	-	-	-	-	-	-
Linseed	-	-	-	-	-	-	-	-
Groundnuts	*	*	*	*	*	*	*	*
Safflower	*	*	-	*	*	-	-	-
Sesame	*	-	-	-	-	-	-	-
Rapeseed	*	*	-	*	*	-	-	-
Vegetables	633	232	-	20,810	232	-	-	-
Lettuce	-	-	-	-	-	-	-	-
Head cabbage	-	-	-	-	-	-	-	-
Ethiopian cabbage	507	168	-	16,509	168	-	-	-
Tomatoes	*	*	-	*	*	-	-	-
Green peppers	123	62	-	7,436	62	-	-	-
Red peppers	-	-	-	-	-	-	-	-
Swiss chard	-	-	-	-	-	-	-	-
Root crops	650	*	*	6,002	*	*	*	*
Beetroot	-	-	-	-	-	-	-	-
Carrot	-	-	-	-	-	-	-	-
Onion	*	*	-	*	*	-	-	-
Potatoes	*	*	-	*	*	-	-	-
Garlic	-	-	-	-	-	-	-	-
Taro 'Godere'	*	*	-	*	*	-	-	-
Sweet potatoes	480	*	*	*	*	*	*	*
Other Temporary	216	52	-	6,277	52	-	-	-
Permanent crops	21,824	3,991		23,822	3,985			
Avocado	*	*		*	*			
Bananas	642	*		*	*			
Guava	*	-		-	-			
Lemons	*	*		*	*			
Mangoes	*	*		*	*			
Oranges	*	*		*	*			
Papayas	*	*		*	*			
Pineapples	-	-		-	-			
Chat	1,359	*		*	*			
Coffee	10,842	2,113		16,472	2,108			
Hops / 'Geshe'	*	*		*	*			
Enset	8,198	1,313		16,068	1,313			
Sugar cane	546	*		1,265	*			
Other permanent	*	*		*	*			

(Table 1.4.12 cont'd.)

Borena

Crop type	UREA			UREA + DAP			INDIGENOUS SEED		
	Holder	Hectare	Quintal	Holder	Hectare	Quintal	Holder	Hectare	Quintal
All	-	-	-	*	*	*	120,534	60,391	15,451
Cereals	-	-	-	*	*	*	79,542	24,085	10,717
Teff	-	-	-	*	*	*	34,034	7,792	2,527
Barley	-	-	-	*	*	*	13,490	1,233	1,581
Wheat	-	-	-	-	-	-	13,020	2,049	2,325
Maize	-	-	-	*	*	*	56,881	10,993	4,026
Sorghum	-	-	-	-	-	-	*	*	*
Finger millet	-	-	-	-	-	-	*	*	*
Oats / 'Aja'	-	-	-	-	-	-	-	-	-
Rice	-	-	-	-	-	-	-	-	-
Pulses	-	-	-	-	-	-	68,692	14,051	4,712
Horse / Faba beans	-	-	-	-	-	-	5,798	271	*
Field Peas	-	-	-	-	-	-	2,314	50	38
Haricot beans	-	-	-	-	-	-	64,039	13,092	4,210
Chick peas	-	-	-	-	-	-	3,656	*	*
Lentils	-	-	-	-	-	-	*	*	*
Vetch / Grass peas	-	-	-	-	-	-	-	-	-
Soya beans	-	-	-	-	-	-	*	*	*
Fenugreek	-	-	-	-	-	-	*	*	*
Gibto	-	-	-	-	-	-	-	-	-
Oilseeds	-	-	-	-	-	-	1,706	*	*
Neug	-	-	-	-	-	-	-	-	-
Linseed	-	-	-	-	-	-	-	-	-
Groundnuts	-	-	-	-	-	-	*	*	*
Safflower	-	-	-	-	-	-	*	*	*
Sesame	-	-	-	-	-	-	*	*	*
Rapeseed	-	-	-	-	-	-	*	*	*
Vegetables	-	-	-	-	-	-	46,098	632	-
Lettuce	-	-	-	-	-	-	-	-	-
Head cabbage	-	-	-	-	-	-	-	-	-
Ethiopian cabbage	-	-	-	-	-	-	39,809	507	-
Tomatoes	-	-	-	-	-	-	*	*	-
Green peppers	-	-	-	-	-	-	13,350	122	-
Red peppers	-	-	-	-	-	-	-	-	-
Swiss chard	-	-	-	-	-	-	-	-	-
Root crops	-	-	-	-	-	-	19,565	650	-
Beetroot	-	-	-	-	-	-	-	-	-
Carrot	-	-	-	-	-	-	-	-	-
Onion	-	-	-	-	-	-	834	*	-
Potatoes	-	-	-	-	-	-	*	*	-
Garlic	-	-	-	-	-	-	-	-	-
Taro 'Godere'	-	-	-	-	-	-	*	*	-
Sweet potatoes	-	-	-	-	-	-	13,734	480	-
Other Temporary	-	-	-	-	-	-	17,435	203	-
Permanent crops							74,019	20,553	
Avocado							12,466	*	
Bananas							25,643	642	
Guava							*	*	
Lemons							*	*	
Mangoes							*	*	
Oranges							*	*	
Papayas							2,131	*	
Pineapples							-	-	
Chat							14,760	1,359	
Coffee							54,707	9,866	
Hops / 'Gesho'							*	*	
Enset							63,298	7,918	
Sugar cane							9,904	535	
Other permanent							5,191	*	

(Table 1.4.12 Cont'd.)

Borena

Crop type	IMPROVED SEED			PESTICIDE		IRRIGATION		EXTENSION PACKAGE	
	Holder	Hectare	Quintal	Holder	Hectare	Holder	Hectare	Holder	Hectare
All	*	1,134	*	2,712	524	*	*	*	*
Cereals	*	*	*	*	*	*	*	*	*
Teff	*	*	*	*	*	-	-	*	*
Barley	-	-	-	*	*	-	-	-	-
Wheat	-	-	-	*	*	-	-	-	-
Maize	*	*	*	*	*	*	*	*	*
Sorghum	-	-	-	*	*	-	-	-	-
Finger millet	-	-	-	-	-	-	-	-	-
Oats / 'Aja'	-	-	-	-	-	-	-	-	-
Rice	-	-	-	-	-	-	-	-	-
Pulses	*	*	*	*	*	-	-	*	*
Horse / Faba beans	-	-	-	-	-	-	-	-	-
Field Peas	-	-	-	-	-	-	-	-	-
Haricot beans	*	*	*	*	*	-	-	*	*
Chick peas	-	-	-	-	-	-	-	-	-
Lentils	-	-	-	-	-	-	-	-	-
Vetch / Grass peas	-	-	-	-	-	-	-	-	-
Soya beans	-	-	-	-	-	-	-	-	-
Fenugreek	-	-	-	-	-	-	-	-	-
Gibto	-	-	-	-	-	-	-	-	-
Oilseeds	-	-	-	-	-	-	-	-	-
Neug	-	-	-	-	-	-	-	-	-
Linseed	-	-	-	-	-	-	-	-	-
Groundnuts	-	-	-	-	-	-	-	-	-
Safflower	-	-	-	-	-	-	-	-	-
Sesame	-	-	-	-	-	-	-	-	-
Rapeseed	-	-	-	-	-	-	-	-	-
Vegetables	-	-	-	*	*	*	*	*	*
Lettuce	-	-	-	-	-	-	-	-	-
Head cabbage	-	-	-	-	-	-	-	-	-
Ethiopian cabbage	-	-	-	*	*	*	*	*	*
Tomatoes	-	-	-	-	-	-	-	-	-
Green peppers	-	-	-	-	-	*	*	-	-
Red peppers	-	-	-	-	-	-	-	-	-
Swiss chard	-	-	-	-	-	-	-	-	-
Root crops	-	-	-	*	*	-	-	*	*
Beetroot	-	-	-	-	-	-	-	-	-
Carrot	-	-	-	-	-	-	-	-	-
Onion	-	-	-	-	-	-	-	-	-
Potatoes	-	-	-	-	-	-	-	-	-
Garlic	-	-	-	-	-	-	-	-	-
Taro 'Godere'	-	-	-	-	-	-	-	-	-
Sweet potatoes	-	-	-	*	*	-	-	*	*
Other Temporary	-	-	-	-	-	-	-	-	-
Permanent crops	-	-	-	*	*	*	*	*	*
Avocado	-	-	-	-	-	-	-	*	*
Bananas	-	-	-	-	-	*	*	*	*
Guava	-	-	-	-	-	-	-	-	-
Lemons	-	-	-	-	-	-	-	-	-
Mangoes	-	-	-	*	*	-	-	-	-
Oranges	-	-	-	-	-	-	-	-	-
Papayas	-	-	-	-	-	-	-	-	-
Pineapples	-	-	-	-	-	-	-	-	-
Chat	-	-	-	-	-	*	*	-	-
Coffee	*	*	-	-	-	*	*	*	*
Hops / 'Gesho'	-	-	-	-	-	-	-	-	-
Enset	-	-	-	*	*	*	*	-	-
Sugar cane	-	-	-	-	-	*	*	-	-
Other permanent	-	-	-	*	*	-	-	-	-

Table 1.4.13. Number of Holders, Inputs Applied Area and Quantity of Inputs used

South West Shewa

Crop type	All Crop Area	All Fertilizers		Natural		DAP		
		Hectare	Quintal	Holder	Hectare	Holder	Hectare	Quintal
All	325,215	220,058	253,793	200,379	30,446	52,526	27,310	25,602
Cereals	221,126	192,087	242,183	124,271	12,156	45,994	22,831	21,622
Teff	123,394	109,795	130,963	5,777	930	21,401	8,413	6,062
Barley	15,917	12,660	14,362	20,052	*	19,525	6,720	7,511
Wheat	62,157	58,844	94,875	14,273	1,147	23,326	7,187	7,759
Maize	14,435	10,058	1,829	105,100	8,089	3,144	*	*
Sorghum	5,060	603	*	5,790	470	*	*	*
Finger millet	-	-	-	-	-	-	-	-
Oats / 'Aja'	*	*	*	-	-	-	-	-
Rice	*	-	-	-	-	-	-	-
Pulses	68,029	11,397	6,098	45,593	4,517	18,123	4,016	3,322
Horse / Faba beans	10,967	6,277	2,956	36,307	3,563	10,852	1,777	1,857
Field Peas	4,407	2,836	2,150	5,186	489	8,123	1,545	1,253
Haricot beans	*	75	*	4,644	68	-	-	-
Chick peas	25,228	*	*	1,124	*	*	*	*
Lentils	4,218	691	533	*	*	3,202	169	75
Vetch / Grass peas	20,525	*	*	1,415	*	*	*	*
Soya beans	*	*	*	-	-	*	*	*
Fenugreek	*	*	*	3,611	83	*	*	*
Gibto	-	-	-	-	-	-	-	-
Oilseeds	16,651	572	*	26,805	376	1,567	*	*
Neug	8,731	*	*	*	*	-	-	-
Linseed	7,460	*	*	*	*	-	-	-
Groundnuts	*	-	-	-	-	-	-	-
Safflower	*	*	-	1,133	*	-	-	-
Sesame	*	*	*	-	-	-	-	-
Rapeseed	416	330	*	23,867	256	1,567	*	*
Vegetables	2,901	2,449	*	134,926	1,172	*	*	*
Lettuce	*	*	-	3,382	*	-	-	-
Head cabbage	60	56	*	17,444	*	-	-	-
Ethiopian cabbage	685	645	*	119,145	631	-	-	-
Tomatoes	*	*	*	*	*	-	-	-
Green peppers	260	165	*	54,372	160	*	*	*
Red peppers	*	*	*	*	*	-	-	-
Swiss chard	16	9	*	3,162	8	*	*	*
Root crops	*	*	*	79,312	611	*	*	*
Beetroot	108	52	*	23,479	49	*	*	*
Carrot	18	14	*	7,176	9	-	-	-
Onion	*	*	*	12,602	*	*	*	*
Potatoes	660	401	102	23,023	346	*	*	*
Garlic	190	179	*	38,716	133	*	*	*
Taro 'Godere'	*	*	-	*	*	-	-	-
Sweet potatoes	*	*	-	*	*	-	-	-
Other Temporary	717	445	*	54,090	402	-	-	-
Permanent crops	13,791	11,644		146,663	11,213			
Avocado	*	*		2,992	*			
Bananas	51	43		10,226	*			
Guava	*	-		-	-			
Lemons	*	*		1,141	*			
Mangoes	*	*		*	*			
Oranges	*	*		*	*			
Papayas	*	*		5,245	*			
Pineapples	-	-		-	-			
Chat	1,625	874		31,343	866			
Coffee	333	259		24,934	252			
Hops / 'Geshe'	746	512		46,825	448			
Enset	10,890	9,852		121,219	9,510			
Sugar cane	*	*		8,833	*			
Other permanent	18	7		5,903	7			

(Table 1.4.13 cont'd.)

South West Shewa

Crop type	UREA			UREA + DAP			INDIGENOUS SEED		
	Holder	Hectare	Quintal	Holder	Hectare	Quintal	Holder	Hectare	Quintal
All	16,394	3,284	3,247	168,612	159,018	224,944	252,201	317,542	315,449
Cereals	11,160	2,473	2,221	166,274	154,627	218,340	237,243	214,486	225,147
Teff	5,506	1,500	*	134,756	98,953	123,844	170,820	122,542	68,902
Barley	*	*	*	22,590	4,266	6,683	65,788	15,916	35,366
Wheat	3,967	632	885	112,633	49,878	86,232	146,538	56,960	110,363
Maize	2,505	*	*	11,160	1,404	1,493	144,005	13,845	8,991
Sorghum	-	-	-	-	-	-	28,549	5,060	1,174
Finger millet	-	-	-	-	-	-	-	-	-
Oats / 'Aja'	-	-	-	*	*	*	2,069	*	*
Rice	-	-	-	-	-	-	*	*	*
Pulses	*	*	*	17,920	2,774	2,688	171,703	67,417	83,790
Horse / Faba beans	*	*	*	7,461	931	1,094	96,451	10,886	20,894
Field Peas	-	-	-	4,100	803	896	26,121	4,407	7,096
Haricot beans	-	-	-	*	*	*	16,933	*	732
Chick peas	-	-	-	*	*	*	76,714	24,702	30,578
Lentils	*	*	*	5,690	498	455	34,334	4,218	2,906
Vetch / Grass peas	*	*	*	*	*	-	86,068	20,525	20,498
Soya beans	-	-	-	-	-	-	*	*	*
Fenugreek	-	-	-	*	*	*	18,107	*	*
Gibto	-	-	-	-	-	-	-	-	-
Oilseeds	*	*	*	2,154	*	72	79,525	16,572	6,512
Neug	-	-	-	*	*	*	34,750	8,652	1,813
Linseed	-	-	-	*	*	*	29,696	7,460	4,571
Groundnuts	-	-	-	-	-	-	*	*	*
Safflower	-	-	-	-	-	-	1,722	*	*
Sesame	*	*	*	-	-	-	*	*	*
Rapeseed	*	*	*	*	*	*	30,745	416	114
Vegetables	*	*	*	*	*	*	151,388	2,797	-
Lettuce	-	-	-	-	-	-	3,938	*	-
Head cabbage	-	-	-	*	*	*	19,703	60	-
Ethiopian cabbage	*	*	*	*	*	*	126,921	679	-
Tomatoes	*	*	*	*	*	*	*	*	-
Green peppers	-	-	-	*	*	*	63,873	260	-
Red peppers	*	*	*	*	*	*	*	*	-
Swiss chard	-	-	-	-	-	-	4,288	16	-
Root crops	2,122	*	*	*	*	*	98,200	1,923	-
Beetroot	*	*	*	*	*	*	30,194	107	-
Carrot	*	*	*	*	*	*	10,614	17	-
Onion	*	*	*	*	*	*	17,748	*	-
Potatoes	-	-	-	*	*	*	32,316	660	-
Garlic	1,256	*	*	*	*	*	47,750	189	-
Taro 'Godere'	-	-	-	-	-	-	*	*	-
Sweet potatoes	-	-	-	-	-	-	*	*	-
Other Temporary	*	*	*	*	*	*	67,562	704	-
Permanent crops							156,927	13,642	
Avocado							*	*	
Bananas							12,961	51	
Guava							*	*	
Lemons							*	*	
Mangoes							*	*	
Oranges							2,262	*	
Papayas							7,412	*	
Pineapples							-	-	
Chat							48,275	1,621	
Coffee							25,644	256	
Hops / 'Geshe'							64,851	735	
Enset							127,809	10,835	
Sugar cane							10,779	*	
Other permanent							10,357	18	

(Table 1.4.13 Cont'd.)

South West Shewa

Crop type	IMPROVED SEED			PESTICIDE		IRRIGATION		EXTENSION PACKAGE	
	Holder	Hectare	Quintal	Holder	Hectare	Holder	Hectare	Holder	Hectare
All	26,442	7,516	11,148	157,112	128,977	22,333	*	25,644	9,219
Cereals	17,900	6,640	10,371	154,127	123,478	*	*	18,841	8,320
Teff	2,349	*	*	117,034	76,253	*	*	3,355	1,998
Barley	*	*	-	26,038	5,660	-	-	*	*
Wheat	12,321	5,197	9,540	97,317	39,704	*	*	11,941	5,314
Maize	*	*	*	10,793	1,579	*	*	*	*
Sorghum	-	-	-	*	*	-	-	*	*
Finger millet	-	-	-	-	-	-	-	-	-
Oats / 'Aja'	-	-	-	*	*	-	-	-	-
Rice	-	-	-	-	-	-	-	-	-
Pulses	2,266	543	777	2,317	*	*	*	3,113	697
Horse / Faba beans	*	*	*	*	*	-	-	*	*
Field Peas	-	-	-	-	-	-	-	*	*
Haricot beans	-	-	-	*	*	*	*	-	-
Chick peas	*	458	632	*	*	-	-	*	*
Lentils	-	-	-	*	*	-	-	*	*
Vetch / Grass peas	-	-	-	*	*	*	*	*	*
Soya beans	-	-	-	*	*	-	-	-	-
Fenugreek	*	*	-	*	*	-	-	-	-
Gibto	-	-	-	-	-	-	-	-	-
Oilseeds	*	*	-	10,710	3,287	*	*	*	*
Neug	*	*	-	*	*	-	-	-	-
Linseed	-	-	-	9,849	*	-	-	-	-
Groundnuts	-	-	-	-	-	*	*	-	-
Safflower	-	-	-	-	-	-	-	-	-
Sesame	-	-	-	-	-	-	-	-	-
Rapeseed	-	-	-	*	*	*	*	*	*
Vegetables	*	*	-	*	*	15,303	*	*	*
Lettuce	-	-	-	-	-	-	-	-	-
Head cabbage	*	*	-	*	*	1,940	*	*	*
Ethiopian cabbage	*	*	-	*	*	*	*	*	*
Tomatoes	*	*	-	*	*	*	*	*	*
Green peppers	-	-	-	*	*	9,597	67	*	*
Red peppers	-	-	-	-	-	*	*	-	-
Swiss chard	-	-	-	*	*	1,121	*	-	-
Root crops	1,782	*	-	*	*	*	*	*	*
Beetroot	*	*	-	*	*	3,133	*	*	*
Carrot	*	*	-	*	*	*	*	*	*
Onion	*	*	-	*	*	*	*	*	*
Potatoes	-	-	-	*	*	*	*	*	*
Garlic	-	-	-	*	*	*	*	*	*
Taro 'Godere'	-	-	-	-	-	-	-	-	-
Sweet potatoes	-	-	-	-	-	*	*	-	-
Other Temporary	-	-	-	-	-	*	*	*	*
Permanent crops				3,974	*	*	*	*	*
Avocado				-	-	*	*	-	-
Bananas				-	-	*	*	-	-
Guava				-	-	-	-	-	-
Lemons				-	-	-	-	-	-
Mangoes				-	-	*	*	-	-
Oranges				-	-	-	-	-	-
Papayas				-	-	*	*	*	*
Pineapples				-	-	-	-	-	-
Chat				*	*	*	*	-	-
Coffee	*	*	-	*	*	*	*	*	*
Hops / 'Geshe'				*	*	*	*	*	*
Enset				*	*	*	*		
Sugar cane				*	*	*	*	*	*
Other permanent				-	-	*	*	-	-

Table1.4.14 Number of Holders, Inputs Applied Area and Quantity of Inputs used

Guji

Crop type	All Crop Area	All Fertilizers		Natural		DAP		
		Hectare	Quintal	Holder	Hectare	Holder	Hectare	Quintal
All	141,834	46,620	*	83,755	36,448	9,989	*	*
Cereals	84,287	26,721	*	48,391	16,597	9,989	*	*
Teff	14,140	2,202	*	4,580	*	*	*	*
Barley	18,183	10,573	*	24,190	9,530	2,776	*	*
Wheat	19,930	*	*	2,574	*	*	*	*
Maize	31,896	6,759	1,772	31,545	4,766	*	*	*
Sorghum	*	*	-	*	*	-	-	-
Finger millet	-	-	-	-	-	-	-	-
Oats / 'Aja'	-	-	-	-	-	-	-	-
Rice	*	*	-	*	*	-	-	-
Pulses	15,942	5,282	*	35,531	5,277	*	*	*
Horse / Faba beans	6,401	2,458	-	21,095	2,458	-	-	-
Field Peas	2,420	*	*	8,818	*	*	*	*
Haricot beans	6,352	2,207	-	12,352	2,207	-	-	-
Chick peas	*	*	-	*	*	-	-	-
Lentils	-	-	-	-	-	-	-	-
Vetch / Grass peas	*	-	-	-	-	-	-	-
Soya beans	-	-	-	-	-	-	-	-
Fenugreek	-	-	-	-	-	-	-	-
Gibto	-	-	-	-	-	-	-	-
Oilseeds	75	*	-	1,516	*	-	-	-
Neug	*	-	-	-	-	-	-	-
Linseed	10	*	-	*	*	-	-	-
Groundnuts	-	-	-	-	-	-	-	-
Safflower	-	-	-	-	-	-	-	-
Sesame	-	-	-	-	-	-	-	-
Rapeseed	*	*	-	*	*	-	-	-
Vegetables	2,131	818	*	43,216	813	*	*	*
Lettuce	-	-	-	-	-	-	-	-
Head cabbage	*	*	-	*	*	-	-	-
Ethiopian cabbage	1,937	753	*	40,107	748	*	*	*
Tomatoes	*	*	-	*	*	-	-	-
Green peppers	173	46	-	7,055	46	-	-	-
Red peppers	*	*	-	*	*	-	-	-
Swiss chard	-	-	-	-	-	-	-	-
Root crops	645	370	-	13,712	370	-	-	-
Beetroot	*	*	-	*	*	-	-	-
Carrot	*	*	-	*	*	-	-	-
Onion	*	*	-	*	*	-	-	-
Potatoes	357	*	-	*	*	-	-	-
Garlic	*	*	-	*	*	-	-	-
Taro 'Godere'	*	*	-	*	*	-	-	-
Sweet potatoes	*	*	-	*	*	-	-	-
Other Temporary	754	343	-	18,661	343	-	-	-
Permanent crops	37,999	13,061		61,683	13,024			
Avocado	202	*		*	*			
Bananas	982	*		6,778	*			
Guava	*	-		-	-			
Lemons	*	*		*	*			
Mangoes	*	-		-	-			
Oranges	*	*		*	*			
Papayas	*	*		*	*			
Pineapples	-	-		-	-			
Chat	163	*		*	*			
Coffee	12,859	2,596		16,014	2,596			
Hops / 'Geshe'	12	*		*	*			
Enset	22,996	9,612		56,687	9,575			
Sugar cane	583	*		2,528	*			
Other permanent	95	42		5,794	42			

(Table 1.4.14 cont'd.)

Guji

Crop type	UREA			UREA + DAP			INDIGENOUS SEED		
	Holder	Hectare	Quintal	Holder	Hectare	Quintal	Holder	Hectare	Quintal
All	*	*	*	-	-	-	186,569	137,535	105,322
Cereals	*	*	*	-	-	-	152,396	81,530	89,222
Teff	*	*	*	-	-	-	39,003	14,085	9,165
Barley	*	*	*	-	-	-	56,574	18,176	29,002
Wheat	*	*	*	-	-	-	32,409	19,806	*
Maize	*	*	*	-	-	-	115,073	29,325	13,752
Sorghum	-	-	-	-	-	-	1,621	*	*
Finger millet	-	-	-	-	-	-	-	-	-
Oats / 'Aja'	-	-	-	-	-	-	-	-	-
Rice	-	-	-	-	-	-	*	*	*
Pulses	-	-	-	-	-	-	93,653	15,877	16,084
Horse / Faba beans	-	-	-	-	-	-	57,251	6,336	10,186
Field Peas	-	-	-	-	-	-	18,273	2,420	2,617
Haricot beans	-	-	-	-	-	-	39,350	6,352	3,076
Chick peas	-	-	-	-	-	-	2,349	*	*
Lentils	-	-	-	-	-	-	-	-	-
Vetch / Grass peas	-	-	-	-	-	-	*	*	-
Soya beans	-	-	-	-	-	-	-	-	-
Fenugreek	-	-	-	-	-	-	-	-	-
Gibto	-	-	-	-	-	-	-	-	-
Oilseeds	-	-	-	-	-	-	5,052	73	*
Neug	-	-	-	-	-	-	-	-	-
Linseed	-	-	-	-	-	-	*	10	*
Groundnuts	-	-	-	-	-	-	-	-	-
Safflower	-	-	-	-	-	-	-	-	-
Sesame	-	-	-	-	-	-	-	-	-
Rapeseed	-	-	-	-	-	-	3,537	*	*
Vegetables	-	-	-	-	-	-	91,458	2,124	-
Lettuce	-	-	-	-	-	-	-	-	-
Head cabbage	-	-	-	-	-	-	1,323	*	-
Ethiopian cabbage	-	-	-	-	-	-	85,337	1,929	-
Tomatoes	-	-	-	-	-	-	*	*	-
Green peppers	-	-	-	-	-	-	18,287	173	-
Red peppers	-	-	-	-	-	-	*	*	-
Swiss chard	-	-	-	-	-	-	-	-	-
Root crops	-	-	-	-	-	-	27,477	645	-
Beetroot	-	-	-	-	-	-	*	*	-
Carrot	-	-	-	-	-	-	*	*	-
Onion	-	-	-	-	-	-	*	*	-
Potatoes	-	-	-	-	-	-	13,408	357	-
Garlic	-	-	-	-	-	-	3,608	*	-
Taro 'Godere'	-	-	-	-	-	-	*	*	-
Sweet potatoes	-	-	-	-	-	-	7,698	*	-
Other Temporary	-	-	-	-	-	-	49,343	727	-
Permanent crops							140,817	36,558	
Avocado							20,151	202	
Bananas							24,797	975	
Guava							*	*	
Lemons							*	*	
Mangoes							*	*	
Oranges							*	*	
Papayas							2,805	*	
Pineapples							-	-	
Chat							6,935	163	
Coffee							61,520	11,868	
Hops / 'Geshe'							3,001	12	
Enset							132,391	22,569	
Sugar cane							9,446	583	
Other permanent							9,315	80	

(Table 1.4.14 Cont'd.)

Guji

Crop type	IMPROVED SEED			PESTICIDE		IRRIGATION		EXTENSION PACKAGE	
	Holder	Hectare	Quintal	Holder	Hectare	Holder	Hectare	Holder	Hectare
All	12,519	4,128	*	7,693	3,482	*	*	1,635	*
Cereals	7,164	*	*	6,414	3,398	*	*	*	*
Teff	*	*	*	*	2,712	-	-	-	-
Barley	*	*	*	*	*	-	-	*	*
Wheat	*	*	*	*	*	-	-	-	-
Maize	*	*	*	*	*	*	*	*	*
Sorghum	-	-	-	-	-	*	*	-	-
Finger millet	-	-	-	-	-	-	-	-	-
Oats / 'Aja'	-	-	-	-	-	-	-	-	-
Rice	-	-	-	-	-	-	-	-	-
Pulses	*	*	-	*	*	*	*	-	-
Horse / Faba beans	*	*	-	-	-	*	*	-	-
Field Peas	-	-	-	-	-	-	-	-	-
Haricot beans	-	-	-	-	-	-	-	-	-
Chick peas	-	-	-	*	*	-	-	-	-
Lentils	-	-	-	-	-	-	-	-	-
Vetch / Grass peas	-	-	-	-	-	-	-	-	-
Soya beans	-	-	-	-	-	-	-	-	-
Fenugreek	-	-	-	-	-	-	-	-	-
Gibto	-	-	-	-	-	-	-	-	-
Oilseeds	-	-	-	-	-	-	-	-	-
Neug	-	-	-	-	-	-	-	-	-
Linseed	-	-	-	-	-	-	-	-	-
Groundnuts	-	-	-	-	-	-	-	-	-
Safflower	-	-	-	-	-	-	-	-	-
Sesame	-	-	-	-	-	-	-	-	-
Rapeseed	-	-	-	-	-	-	-	-	-
Vegetables	-	-	-	*	*	*	*	-	-
Lettuce	-	-	-	-	-	-	-	-	-
Head cabbage	-	-	-	-	-	-	-	-	-
Ethiopian cabbage	-	-	-	*	*	*	*	-	-
Tomatoes	-	-	-	-	-	*	*	-	-
Green peppers	-	-	-	-	-	-	-	-	-
Red peppers	-	-	-	-	-	-	-	-	-
Swiss chard	-	-	-	-	-	-	-	-	-
Root crops	-	-	-	-	-	-	-	-	-
Beetroot	-	-	-	-	-	-	-	-	-
Carrot	-	-	-	-	-	-	-	-	-
Onion	-	-	-	-	-	-	-	-	-
Potatoes	-	-	-	-	-	-	-	-	-
Garlic	-	-	-	-	-	-	-	-	-
Taro 'Godere'	-	-	-	-	-	-	-	-	-
Sweet potatoes	-	-	-	-	-	-	-	-	-
Other Temporary	-	-	-	*	*	-	-	-	-
Permanent crops				*	*	*	*	*	*
Avocado				-	-	-	-	-	-
Bananas				*	*	*	*	*	*
Guava				-	-	-	-	-	-
Lemons				-	-	-	-	-	-
Mangoes				-	-	-	-	-	-
Oranges				-	-	-	-	-	-
Papayas				-	-	*	*	-	-
Pineapples				-	-	-	-	-	-
Chat				-	-	-	-	-	-
Coffee	*	*	-	*	*	*	*	*	*
Hops / 'Geshe'				-	-	-	-	-	-
Enset				-	-	*	*	-	-
Sugar cane				-	-	*	*	-	-
Other permanent				-	-	-	-	*	*

Table1.4.15 Number of Holders, Inputs Applied Area and Quantity of Inputs used

Kelem

Crop type	All Crop Area	All Fertilizers		Natural		DAP		
		Hectare	Quintal	Holder	Hectare	Holder	Hectare	Quintal
All	181,038	18,247	9,424	60,567	11,115	5,418	1,175	1,057
Cereals	118,186	14,412	9,129	35,760	7,517	5,418	1,142	1,056
Teff	13,331	1,903	*	3,115	853	*	*	*
Barley	2,789	217	-	4,121	217	-	-	-
Wheat	5,569	*	*	4,301	*	-	-	-
Maize	41,649	9,468	7,438	32,854	4,493	3,086	479	696
Sorghum	31,939	1,209	*	5,746	962	*	*	*
Finger millet	22,867	*	*	*	*	*	*	*
Oats / 'Aja'	*	-	-	-	-	-	-	-
Rice	*	-	-	-	-	-	-	-
Pulses	16,195	960	*	19,432	948	-	-	-
Horse / Faba beans	5,540	414	*	6,248	405	-	-	-
Field Peas	1,689	*	-	829	*	-	-	-
Haricot beans	5,676	242	*	10,018	238	-	-	-
Chick peas	2,724	*	-	*	*	-	-	-
Lentils	36	*	-	*	*	-	-	-
Vetch / Grass peas	*	*	-	*	*	-	-	-
Soya beans	*	-	-	-	-	-	-	-
Fenugreek	369	69	-	4,813	69	-	-	-
Gibto	-	-	-	-	-	-	-	-
Oilseeds	6,775	99	*	2,870	55	-	-	-
Neug	*	*	*	*	*	-	-	-
Linseed	381	-	-	-	-	-	-	-
Groundnuts	*	-	-	-	-	-	-	-
Safflower	*	-	-	-	-	-	-	-
Sesame	*	-	-	-	-	-	-	-
Rapeseed	499	61	*	2,661	53	-	-	-
Vegetables	6,015	*	*	29,695	*	*	*	*
Lettuce	*	-	-	-	-	-	-	-
Head cabbage	32	*	-	2,651	*	-	-	-
Ethiopian cabbage	80	44	-	7,759	44	-	-	-
Tomatoes	*	-	-	-	-	-	-	-
Green peppers	*	*	-	*	*	-	-	-
Red peppers	5,841	*	*	24,174	*	*	*	*
Swiss chard	-	-	-	-	-	-	-	-
Root crops	1,866	*	*	19,452	*	-	-	-
Beetroot	*	*	-	1,301	*	-	-	-
Carrot	*	*	-	*	*	-	-	-
Onion	*	*	-	*	*	-	-	-
Potatoes	*	*	-	*	*	-	-	-
Garlic	*	*	-	*	*	-	-	-
Taro 'Godere'	289	*	-	9,767	*	-	-	-
Sweet potatoes	1,124	*	*	6,548	*	-	-	-
Other Temporary	892	198	-	15,992	193	-	-	-
Permanent crops	31,108	702	*	31,102	702	*	*	*
Avocado	*	*	*	*	*	*	*	*
Bananas	862	127	*	14,176	127	*	*	*
Guava	*	-	-	-	-	-	-	-
Lemons	*	*	*	*	*	*	*	*
Mangoes	274	*	*	*	*	*	*	*
Oranges	*	*	*	*	*	*	*	*
Papayas	102	*	*	*	*	*	*	*
Pineapples	*	-	-	-	-	-	-	-
Chat	961	98	*	5,513	98	*	*	*
Coffee	27,999	267	*	9,074	267	*	*	*
Hops / 'Geshe'	107	*	*	2,263	*	*	*	*
Enset	391	155	*	17,716	155	*	*	*
Sugar cane	306	*	*	*	*	*	*	*
Other permanent	*	*	*	821	*	*	*	*

(Table 1.4.15 cont'd.)

Kelem

Crop type	UREA			UREA + DAP			INDIGENOUS SEED		
	Holder	Hectare	Quintal	Holder	Hectare	Quintal	Holder	Hectare	Quintal
All	*	159	*	24,953	5,797	8,260	163,631	175,519	58,020
Cereals	*	*	*	24,336	5,704	8,060	156,515	113,251	46,276
Teff	-	-	-	*	*	*	47,278	13,283	6,743
Barley	-	-	-	-	-	-	34,314	2,789	3,334
Wheat	-	-	-	1,255	144	*	37,585	5,569	7,415
Maize	-	-	-	21,846	4,496	6,742	129,549	36,784	12,071
Sorghum	-	-	-	*	*	*	127,917	31,918	9,368
Finger millet	*	*	*	*	*	*	105,547	22,867	7,316
Oats / 'Aja'	-	-	-	-	-	-	*	*	*
Rice	-	-	-	-	-	-	*	*	*
Pulses	*	*	*	*	*	*	106,286	16,190	10,511
Horse / Faba beans	*	*	*	-	-	-	54,500	5,540	4,516
Field Peas	-	-	-	-	-	-	20,148	1,689	1,132
Haricot beans	-	-	-	*	*	*	70,850	5,676	3,498
Chick peas	-	-	-	-	-	-	22,552	2,724	1,128
Lentils	-	-	-	-	-	-	2,256	36	*
Vetch / Grass peas	-	-	-	-	-	-	4,427	*	51
Soya beans	-	-	-	-	-	-	1,678	*	*
Fenugreek	-	-	-	-	-	-	18,398	364	132
Gibto	-	-	-	-	-	-	-	-	-
Oilseeds	-	-	-	*	*	*	46,983	6,753	1,232
Neug	-	-	-	*	*	*	15,104	*	542
Linseed	-	-	-	-	-	-	9,505	381	65
Groundnuts	-	-	-	-	-	-	*	*	*
Safflower	-	-	-	-	-	-	*	*	*
Sesame	-	-	-	-	-	-	17,598	*	*
Rapeseed	-	-	-	*	*	*	10,611	489	33
Vegetables	*	*	*	*	*	*	102,823	6,014	-
Lettuce	-	-	-	-	-	-	*	*	-
Head cabbage	-	-	-	-	-	-	5,386	31	-
Ethiopian cabbage	-	-	-	-	-	-	15,239	80	-
Tomatoes	-	-	-	-	-	-	1,264	*	-
Green peppers	-	-	-	-	-	-	*	*	-
Red peppers	*	*	*	*	*	*	88,795	5,841	-
Swiss chard	-	-	-	-	-	-	-	-	-
Root crops	-	-	-	*	*	*	81,683	1,851	-
Beetroot	-	-	-	-	-	-	5,063	*	-
Carrot	-	-	-	-	-	-	1,577	*	-
Onion	-	-	-	-	-	-	6,195	*	-
Potatoes	-	-	-	-	-	-	*	*	-
Garlic	-	-	-	-	-	-	8,633	*	-
Taro 'Godere'	-	-	-	-	-	-	37,784	288	-
Sweet potatoes	-	-	-	*	*	*	47,845	1,124	-
Other Temporary	-	-	-	*	*	-	50,856	888	-
Permanent crops							139,252	30,573	
Avocado							2,089	*	
Bananas							71,407	859	
Guava							*	*	
Lemons							*	*	
Mangoes							29,228	259	
Oranges							1,260	*	
Papayas							15,684	97	
Pineapples							*	*	
Chat							35,257	961	
Coffee							112,474	27,486	
Hops / 'Gesho'							13,739	107	
Enset							54,661	391	
Sugar cane							8,718	306	
Other permanent							3,075	*	

(Table 1.4.15 Cont'd.)

Kelem

Crop type	IMPROVED SEED			PESTICIDE		IRRIGATION		EXTENSION PACKAGE	
	Holder	Hectare	Quintal	Holder	Hectare	Holder	Hectare	Holder	Hectare
All	25,225	5,298	1,023	34,655	11,142	4,190	260	26,064	5,588
Cereals	23,941	4,887	1,023	33,985	11,128	*	*	24,611	5,197
Teff	-	-	-	10,855	3,671	-	-	*	*
Barley	-	-	-	3,078	*	-	-	-	-
Wheat	-	-	-	*	*	-	-	*	*
Maize	23,737	4,865	1,020	1,027	172	-	-	23,581	4,805
Sorghum	*	*	*	*	*	*	*	*	*
Finger millet	-	-	-	17,051	3,974	-	-	*	*
Oats / 'Aja'	-	-	-	-	-	-	-	-	-
Rice	-	-	-	-	-	-	-	-	-
Pulses	-	-	-	*	*	-	-	*	*
Horse / Faba beans	-	-	-	-	-	-	-	*	*
Field Peas	-	-	-	*	*	-	-	*	*
Haricot beans	-	-	-	-	-	-	-	*	*
Chick peas	-	-	-	-	-	-	-	-	-
Lentils	-	-	-	-	-	-	-	-	-
Vetch / Grass peas	-	-	-	-	-	-	-	-	-
Soya beans	-	-	-	-	-	-	-	-	-
Fenugreek	-	-	-	-	-	-	-	-	-
Gibto	-	-	-	-	-	-	-	-	-
Oilseeds	-	-	-	-	-	-	-	*	*
Neug	-	-	-	-	-	-	-	-	-
Linseed	-	-	-	-	-	-	-	-	-
Groundnuts	-	-	-	-	-	-	-	-	-
Safflower	-	-	-	-	-	-	-	-	-
Sesame	-	-	-	-	-	-	-	-	-
Rapeseed	-	-	-	-	-	-	-	*	*
Vegetables	*	*	-	*	*	*	*	*	*
Lettuce	-	-	-	-	-	-	-	-	-
Head cabbage	*	*	-	-	-	-	-	-	-
Ethiopian cabbage	-	-	-	-	-	*	*	-	-
Tomatoes	-	-	-	-	-	*	*	-	-
Green peppers	-	-	-	-	-	-	-	-	-
Red peppers	-	-	-	*	*	*	*	*	*
Swiss chard	-	-	-	-	-	-	-	-	-
Root crops	*	*	-	*	*	*	*	*	*
Beetroot	*	*	-	-	-	*	*	-	-
Carrot	*	*	-	-	-	*	*	-	-
Onion	*	*	-	-	-	*	*	-	-
Potatoes	-	-	-	-	-	-	-	-	-
Garlic	-	-	-	-	-	*	*	-	-
Taro 'Godere'	-	-	-	*	*	*	*	-	-
Sweet potatoes	-	-	-	-	-	-	-	*	*
Other Temporary	*	*	-	*	*	-	-	-	-
Permanent crops				-	-	2,539	*	*	*
Avocado				-	-	-	-	-	-
Bananas				-	-	*	*	-	-
Guava				-	-	-	-	-	-
Lemons				-	-	-	-	-	-
Mangoes				-	-	-	-	-	-
Oranges				-	-	-	-	-	-
Papayas				-	-	-	-	-	-
Pineapples				-	-	-	-	-	-
Chat				-	-	-	-	-	-
Coffee	*	*	-	-	-	*	*	*	*
Hops / 'Geshe'				-	-	-	-	-	-
Enset				-	-	*	*	-	-
Sugar cane				-	-	1,713	*	-	-
Other permanent				-	-	-	-	-	-

Table1.4.16 Number of Holders, Inputs Applied Area and Quantity of Inputs used

Horogudur

Crop type	All Crop Area	All Fertilizers		Natural		DAP		
		Hectare	Quintal	Holder	Hectare	Holder	Hectare	Quintal
All	238,676	136,349	175,536	79,676	15,892	66,290	57,311	51,979
Cereals	162,113	121,447	157,308	55,532	9,900	61,981	51,261	46,960
Teff	67,869	54,294	45,080	6,051	*	56,163	43,276	37,945
Barley	7,358	2,555	747	12,899	1,830	2,239	279	222
Wheat	34,293	29,933	44,806	2,636	420	13,300	5,019	5,960
Maize	42,644	34,457	66,552	46,531	4,811	11,972	2,563	2,787
Sorghum	8,571	*	*	*	*	-	-	-
Finger millet	*	*	*	*	*	*	*	*
Oats / 'Aja'	42	*	*	*	*	*	*	*
Rice	*	-	-	-	-	-	-	-
Pulses	17,016	7,911	4,333	30,513	3,142	15,949	3,684	3,505
Horse / Faba beans	9,880	5,046	2,781	22,287	2,386	11,587	2,130	2,299
Field Peas	6,715	2,783	1,550	5,943	677	6,779	1,551	1,204
Haricot beans	99	*	-	925	*	-	-	-
Chick peas	*	*	-	*	*	-	-	-
Lentils	*	*	-	*	*	-	-	-
Vetch / Grass peas	*	*	-	*	*	-	-	-
Soya beans	*	-	-	-	-	-	-	-
Fenugreek	108	66	*	9,813	62	*	*	*
Gibto	-	-	-	-	-	-	-	-
Oilseeds	56,134	5,559	13,295	16,317	1,608	7,396	2,296	1,346
Neug	49,096	3,391	*	*	1,052	2,867	1,935	*
Linseed	1,225	*	*	*	*	*	*	*
Groundnuts	*	-	-	-	-	-	-	-
Safflower	*	*	*	*	*	-	-	-
Sesame	1,167	-	-	-	-	-	-	-
Rapeseed	2,448	1,913	12,328	13,986	480	4,684	191	705
Vegetables	718	350	*	36,324	205	1,014	*	*
Lettuce	-	-	-	-	-	-	-	-
Head cabbage	12	10	*	4,423	10	*	*	*
Ethiopian cabbage	28	24	-	2,635	24	-	-	-
Tomatoes	*	*	-	*	*	-	-	-
Green peppers	116	72	*	20,716	71	*	*	*
Red peppers	559	241	*	13,131	98	*	*	*
Swiss chard	*	*	-	*	*	-	-	-
Root crops	741	439	*	44,495	437	*	*	*
Beetroot	31	26	*	11,560	25	-	-	-
Carrot	*	*	-	4,704	*	-	-	-
Onion	53	30	*	8,047	30	*	*	*
Potatoes	*	*	-	2,170	*	-	-	-
Garlic	289	152	*	39,747	151	*	*	-
Taro 'Godere'	*	*	-	*	*	-	-	-
Sweet potatoes	*	*	-	*	*	-	-	-
Other Temporary	381	280	*	26,580	265	*	*	*
Permanent crops	1,573	364		27,775	335			
Avocado	-	-	-	-	-	-	-	-
Bananas	56	17		3,715	17			
Guava	-	-	-	-	-	-	-	-
Lemons	*	-	-	-	-	-	-	-
Mangoes	*	*	*	*	*	-	-	-
Oranges	*	-	-	-	-	-	-	-
Papayas	*	*	*	*	*	-	-	-
Pineapples	-	-	-	-	-	-	-	-
Chat	87	*		2,996	*			
Coffee	*	18		2,167	18			
Hops / 'Geshe'	467	247		22,999	237			
Enset	*	*		*	*			
Sugar cane	91	*		*	*			
Other permanent	9	*		*	*			

(Table 1.4.16 cont'd.)

Horoguduru

Crop type	UREA			UREA + DAP			INDIGENOUS SEED		
	Holder	Hectare	Quintal	Holder	Hectare	Quintal	Holder	Hectare	Quintal
All	3,211	*	536	74,316	62,428	123,021	116,457	218,819	187,582
Cereals	2,496	536	439	73,849	59,751	109,909	113,326	142,427	155,174
Teff	*	*	*	12,477	8,142	7,109	84,762	67,518	60,334
Barley	-	-	-	4,056	446	525	35,831	7,358	13,064
Wheat	*	*	*	48,630	24,423	38,821	68,221	33,230	71,164
Maize	2,037	349	388	54,907	26,734	63,377	97,618	24,462	8,690
Sorghum	-	-	-	*	*	*	14,840	8,480	1,557
Finger millet	-	-	-	-	-	-	4,207	*	*
Oats / 'Aja'	-	-	-	-	-	-	1,386	42	*
Rice	-	-	-	-	-	-	*	*	*
Pulses	*	*	*	4,520	909	749	74,799	16,999	20,942
Horse / Faba beans	*	*	*	3,079	498	469	62,739	9,863	12,780
Field Peas	*	*	*	2,382	412	280	35,992	6,714	7,881
Haricot beans	-	-	-	-	-	-	2,476	99	47
Chick peas	-	-	-	-	-	-	*	*	*
Lentils	-	-	-	-	-	-	*	*	*
Vetch / Grass peas	-	-	-	-	-	-	*	*	*
Soya beans	-	-	-	-	-	-	*	*	*
Fenugreek	-	-	-	-	-	-	18,373	108	63
Gibto	-	-	-	-	-	-	-	-	-
Oilseeds	*	*	*	12,269	1,653	*	90,327	56,028	11,466
Neug	-	-	-	*	*	*	68,509	49,096	8,966
Linseed	-	-	-	-	-	-	6,812	1,213	435
Groundnuts	-	-	-	-	-	-	*	*	*
Safflower	-	-	-	*	*	*	*	*	*
Sesame	-	-	-	-	-	-	6,888	1,167	332
Rapeseed	*	*	*	11,721	*	*	38,731	2,355	316
Vegetables	*	*	*	*	*	*	60,843	715	-
Lettuce	-	-	-	-	-	-	-	-	-
Head cabbage	-	-	-	-	-	-	5,610	11	-
Ethiopian cabbage	-	-	-	-	-	-	3,716	28	-
Tomatoes	-	-	-	-	-	-	*	*	-
Green peppers	-	-	-	-	-	-	34,289	116	-
Red peppers	*	*	*	*	*	*	24,130	556	-
Swiss chard	-	-	-	-	-	-	*	*	-
Root crops	*	*	*	-	-	-	68,529	735	-
Beetroot	*	*	*	-	-	-	13,069	28	-
Carrot	-	-	-	-	-	-	4,857	*	-
Onion	-	-	-	-	-	-	11,012	53	-
Potatoes	-	-	-	-	-	-	3,103	*	-
Garlic	*	*	*	-	-	-	60,922	286	-
Taro 'Godere'	-	-	-	-	-	-	*	*	-
Sweet potatoes	-	-	-	-	-	-	*	*	-
Other Temporary	-	-	-	*	*	*	40,824	380	-
Permanent crops							53,862	1,536	
Avocado							-	-	
Bananas							8,363	56	
Guava							-	-	
Lemons							1,244	*	
Mangoes							*	*	
Oranges							*	*	
Papayas							2,799	*	
Pineapples							-	-	
Chat							5,338	70	
Coffee							9,467	*	
Hops / 'Gesho'							39,268	448	
Enset							*	*	
Sugar cane							3,583	89	
Other permanent							3,362	8	

(Table 1.4.16 Cont'd.)

Horoguduru

Crop type	IMPROVED SEED			PESTICIDE		IRRIGATION		EXTENSION PACKAGE	
	Holder	Hectare	Quintal	Holder	Hectare	Holder	Hectare	Holder	Hectare
All	39,512	19,659	6,970	50,533	51,923	2,932	*	41,632	28,049
Cereals	38,585	19,601	6,969	50,224	51,678	*	*	41,323	26,626
Teff	*	*	-	39,191	30,219	*	*	5,423	*
Barley	-	-	-	6,025	*	-	-	*	*
Wheat	2,674	981	2,415	34,940	18,833	-	-	7,981	3,593
Maize	37,021	18,180	4,555	*	*	*	*	38,358	19,218
Sorghum	*	*	-	*	*	-	-	-	-
Finger millet	-	-	-	*	*	-	-	-	-
Oats / 'Aja'	-	-	-	-	-	-	-	-	-
Rice	-	-	-	-	-	-	-	-	-
Pulses	*	*	*	*	*	*	*	*	*
Horse / Faba beans	-	-	-	*	*	*	*	1,308	111
Field Peas	*	*	*	*	*	-	-	*	*
Haricot beans	-	-	-	-	-	-	-	-	-
Chick peas	-	-	-	-	-	-	-	-	-
Lentils	-	-	-	-	-	-	-	-	-
Vetch / Grass peas	-	-	-	-	-	-	-	-	-
Soya beans	-	-	-	-	-	-	-	-	-
Fenugreek	-	-	-	-	-	-	-	-	-
Gibto	-	-	-	-	-	-	-	-	-
Oilseeds	*	*	-	*	*	*	*	7,406	*
Neug	-	-	-	*	*	*	*	*	*
Linseed	*	*	-	-	-	-	-	-	-
Groundnuts	-	-	-	-	-	-	-	-	-
Safflower	-	-	-	-	-	-	-	-	-
Sesame	-	-	-	-	-	-	-	*	*
Rapeseed	*	*	-	*	*	-	-	7,098	*
Vegetables	*	*	-	*	*	*	*	-	-
Lettuce	-	-	-	-	-	-	-	-	-
Head cabbage	*	*	-	*	*	-	-	-	-
Ethiopian cabbage	-	-	-	-	-	-	-	-	-
Tomatoes	-	-	-	-	-	*	*	-	-
Green peppers	-	-	-	*	*	-	-	-	-
Red peppers	*	*	-	-	-	*	*	-	-
Swiss chard	-	-	-	-	-	-	-	-	-
Root crops	*	*	-	*	*	*	*	-	-
Beetroot	*	*	-	-	-	-	-	-	-
Carrot	*	*	-	-	-	-	-	-	-
Onion	*	*	-	-	-	*	*	-	-
Potatoes	-	-	-	-	-	-	-	-	-
Garlic	-	-	-	*	*	*	*	-	-
Taro 'Godere'	-	-	-	-	-	-	-	-	-
Sweet potatoes	-	-	-	-	-	-	-	-	-
Other Temporary	-	-	-	-	-	*	*	*	*
Permanent crops				-	-	*	*	*	*
Avocado				-	-	-	-	-	-
Bananas				-	-	*	*	-	-
Guava				-	-	-	-	-	-
Lemons				-	-	-	-	-	-
Mangoes				-	-	*	*	-	-
Oranges				-	-	*	*	-	-
Papayas				-	-	*	*	-	-
Pineapples				-	-	-	-	-	-
Chat				-	-	*	*	-	-
Coffee	*	*	-	-	-	*	*	*	*
Hops / 'Gesho'				-	-	*	*	*	*
Enset				-	-	*	*	-	-
Sugar cane				-	-	*	*	-	-
Other permanent				-	-	-	-	-	-

Table1.4.17 Number of Holders, Inputs Applied Area and Quantity of Inputs used

West Arsi

Crop type	All Crop Area	All Fertilizers		Natural		DAP		
		Hectare	Quintal	Holder	Hectare	Holder	Hectare	Quintal
All	338,324	216,173	145,826	223,216	34,006	193,365	168,559	126,948
Cereals	260,729	183,351	123,977	80,063	15,226	185,957	155,614	108,091
Teff	13,430	6,054	3,269	*	*	15,913	*	1,636
Barley	63,977	50,934	28,219	20,818	6,016	84,949	43,674	27,231
Wheat	95,957	75,051	51,303	*	*	81,889	66,001	43,132
Maize	77,453	45,874	37,789	55,985	5,652	87,362	36,757	32,889
Sorghum	4,651	*	1,870	7,583	304	10,992	*	*
Finger millet	4,480	2,680	1,378	*	*	16,549	2,322	1,227
Oats / 'Aja'	*	*	*	-	-	*	*	*
Rice	-	-	-	-	-	-	-	-
Pulses	23,103	*	*	22,063	1,818	26,579	*	*
Horse / Faba beans	3,176	1,334	*	13,962	1,009	*	*	*
Field Peas	*	*	*	*	*	*	*	*
Haricot beans	16,111	*	*	6,861	*	22,126	*	*
Chick peas	*	-	-	-	-	-	-	-
Lentils	*	*	*	-	-	*	*	*
Vetch / Grass peas	*	*	*	*	*	*	*	*
Soya beans	-	-	-	-	-	-	-	-
Fenugreek	*	*	*	-	-	*	*	*
Gibto	-	-	-	-	-	-	-	-
Oilseeds	26,795	*	96	3,569	*	2,849	*	96
Neug	*	-	-	-	-	-	-	-
Linseed	25,370	*	*	*	*	*	*	*
Groundnuts	-	-	-	-	-	-	-	-
Safflower	-	-	-	-	-	-	-	-
Sesame	*	-	-	-	-	-	-	-
Rapeseed	1,023	*	*	3,096	*	1,542	*	*
Vegetables	3,821	2,787	*	168,937	2,258	8,669	*	*
Lettuce	*	*	-	*	*	-	-	-
Head cabbage	*	*	*	10,283	*	*	*	*
Ethiopian cabbage	2,693	2,038	*	157,143	1,942	4,583	*	*
Tomatoes	*	-	-	-	-	-	-	-
Green peppers	537	248	*	21,030	194	*	*	*
Red peppers	*	*	*	*	*	*	*	*
Swiss chard	*	*	-	*	*	-	-	-
Root crops	6,181	5,417	9,646	57,332	1,309	40,524	3,386	7,755
Beetroot	107	85	*	16,956	60	*	*	*
Carrot	*	*	*	3,046	*	*	*	*
Onion	*	*	*	3,795	*	*	*	*
Potatoes	5,274	4,617	9,445	21,873	618	38,486	3,296	7,585
Garlic	670	*	*	22,626	603	*	*	*
Taro 'Godere'	-	-	-	-	-	-	-	-
Sweet potatoes	*	*	-	*	*	-	-	-
Other Temporary	1,620	1,045	*	58,693	718	*	*	*
Permanent crops	16,074	12,631		132,787	12,591			
Avocado	*	*		*	*			
Bananas	*	*		*	*			
Guava	-	-		-	-			
Lemons	*	*		*	*			
Mangoes	*	*		*	*			
Oranges	-	-		-	-			
Papayas	*	*		*	*			
Pineapples	-	-		-	-			
Chat	*	*		2,056	*			
Coffee	*	*		*	*			
Hops / 'Geshe'	*	*		1,616	*			
Enset	13,761	11,194		127,699	11,158			
Sugar cane	*	*		*	*			
Other permanent	*	*		4,051	*			

(Table 1.4.17 cont'd.)

West Arsi

Crop type	UREA			UREA + DAP			INDIGENOUS SEED		
	Holder	Hectare	Quintal	Holder	Hectare	Quintal	Holder	Hectare	Quintal
All	*	*	*	15,418	*	*	351,041	300,595	395,564
Cereals	*	*	*	*	*	*	301,574	227,443	354,494
Teff	*	*	*	*	*	*	46,417	13,430	6,889
Barley	*	*	*	*	*	*	133,826	63,718	118,302
Wheat	*	*	*	*	*	*	121,189	90,453	205,320
Maize	*	*	*	6,446	*	3,451	160,236	50,575	19,680
Sorghum	*	*	*	*	*	*	42,406	4,643	1,308
Finger millet	*	*	*	*	*	*	43,614	3,844	2,191
Oats / 'Aja'	-	-	-	-	-	-	4,813	*	*
Rice	-	-	-	-	-	-	-	-	-
Pulses	-	-	-	*	*	*	96,777	19,248	20,363
Horse / Faba beans	-	-	-	-	-	-	26,198	3,176	4,639
Field Peas	-	-	-	-	-	-	6,839	*	*
Haricot beans	-	-	-	*	*	*	61,909	12,258	10,025
Chick peas	-	-	-	-	-	-	*	*	*
Lentils	-	-	-	-	-	-	*	*	*
Vetch / Grass peas	-	-	-	-	-	-	*	*	*
Soya beans	-	-	-	-	-	-	-	-	-
Fenugreek	-	-	-	-	-	-	*	*	*
Gibto	-	-	-	-	-	-	-	-	-
Oilseeds	-	-	-	-	-	-	59,529	26,739	20,707
Neug	-	-	-	-	-	-	*	*	*
Linseed	-	-	-	-	-	-	46,479	25,314	20,002
Groundnuts	-	-	-	-	-	-	-	-	-
Safflower	-	-	-	-	-	-	-	-	-
Sesame	-	-	-	-	-	-	4,668	*	*
Rapeseed	-	-	-	-	-	-	12,238	1,023	*
Vegetables	-	-	-	*	*	*	206,516	3,761	-
Lettuce	-	-	-	-	-	-	*	*	-
Head cabbage	-	-	-	-	-	-	18,358	*	-
Ethiopian cabbage	-	-	-	-	-	-	188,756	2,634	-
Tomatoes	-	-	-	-	-	-	*	*	-
Green peppers	-	-	-	*	*	*	33,221	537	-
Red peppers	-	-	-	-	-	-	*	*	-
Swiss chard	-	-	-	-	-	-	*	*	-
Root crops	*	*	*	*	*	*	110,901	6,169	-
Beetroot	-	-	-	-	-	-	21,008	103	-
Carrot	-	-	-	-	-	-	6,688	*	-
Onion	-	-	-	*	*	*	5,489	*	-
Potatoes	*	*	*	*	*	*	72,243	5,271	-
Garlic	-	-	-	-	-	-	26,286	670	-
Taro 'Godere'	-	-	-	-	-	-	-	-	-
Sweet potatoes	-	-	-	-	-	-	*	*	-
Other Temporary	*	*	*	*	*	*	82,487	1,615	-
Permanent crops							143,308	15,619	
Avocado							3,985	*	
Bananas							*	*	
Guava							-	-	
Lemons							*	*	
Mangoes							*	*	
Oranges							-	-	
Papayas							*	*	
Pineapples							-	-	
Chat							3,596	*	
Coffee							*	*	
Hops / 'Gesho'							2,032	*	
Enset							137,729	13,427	
Sugar cane							*	*	
Other permanent							4,079	*	

(Table 1.4.17 Cont'd.)

West Arsi

Crop type	IMPROVED SEED			PESTICIDE		IRRIGATION		EXTENSION PACKAGE	
	Holder	Hectare	Quintal	Holder	Hectare	Holder	Hectare	Holder	Hectare
All	58,028	37,158	22,676	167,373	143,261	*	*	87,975	91,285
Cereals	55,019	33,124	17,560	160,733	137,019	-	-	85,279	84,680
Teff	-	-	-	23,453	8,433	-	-	*	*
Barley	*	*	*	85,279	38,207	-	-	43,089	23,077
Wheat	8,788	5,504	9,794	110,381	88,446	-	-	47,831	45,911
Maize	45,813	26,725	7,366	*	*	-	-	31,504	*
Sorghum	-	-	-	-	-	-	-	*	*
Finger millet	*	*	*	3,521	*	-	-	-	-
Oats / 'Aja'	-	-	-	*	*	-	-	*	*
Rice	-	-	-	-	-	-	-	-	-
Pulses	*	*	*	*	*	-	-	*	*
Horse / Faba beans	-	-	-	-	-	-	-	*	*
Field Peas	-	-	-	-	-	-	-	-	-
Haricot beans	*	*	*	*	*	-	-	*	*
Chick peas	-	-	-	-	-	-	-	-	-
Lentils	*	*	*	-	-	-	-	-	-
Vetch / Grass peas	-	-	-	-	-	-	-	-	-
Soya beans	-	-	-	-	-	-	-	-	-
Fenugreek	-	-	-	-	-	-	-	-	-
Gibto	-	-	-	-	-	-	-	-	-
Oilseeds	*	*	*	*	*	-	-	*	*
Neug	-	-	-	-	-	-	-	-	-
Linseed	*	*	*	*	*	-	-	*	*
Groundnuts	-	-	-	-	-	-	-	-	-
Safflower	-	-	-	-	-	-	-	-	-
Sesame	-	-	-	-	-	-	-	-	-
Rapeseed	-	-	-	-	-	-	-	-	-
Vegetables	-	-	-	*	*	*	*	*	*
Lettuce	-	-	-	-	-	-	-	-	-
Head cabbage	-	-	-	-	-	-	-	*	*
Ethiopian cabbage	-	-	-	*	*	*	*	*	*
Tomatoes	-	-	-	-	-	-	-	-	-
Green peppers	-	-	-	-	-	-	-	-	-
Red peppers	-	-	-	-	-	-	-	-	-
Swiss chard	-	-	-	-	-	-	-	-	-
Root crops	*	*	-	*	*	*	*	*	*
Beetroot	*	*	-	-	-	-	-	-	-
Carrot	-	-	-	-	-	-	-	-	-
Onion	-	-	-	-	-	-	-	-	-
Potatoes	-	-	-	*	*	*	*	*	*
Garlic	-	-	-	-	-	-	-	-	-
Taro 'Godere'	-	-	-	-	-	-	-	-	-
Sweet potatoes	-	-	-	-	-	-	-	-	-
Other Temporary	-	-	-	*	*	*	*	*	*
Permanent crops				*	*	*	*	*	*
Avocado				-	-	-	-	-	-
Bananas				-	-	-	-	*	*
Guava				-	-	-	-	-	-
Lemons				-	-	-	-	-	-
Mangoes				-	-	-	-	*	*
Oranges				-	-	-	-	-	-
Papayas				-	-	-	-	-	-
Pineapples				-	-	-	-	-	-
Chat				-	-	-	-	-	-
Coffee	*	*	-	*	*	-	-	*	*
Hops / 'Geshe'				-	-	-	-	-	-
Enset				*	*	*	*		
Sugar cane				-	-	-	-	*	*
Other permanent				-	-	-	-	-	-

Table1.5. Number of Holders, Inputs Applied Area and Quantity of Inputs used

Somalie Region

Crop type	All Crop Area	All Fertilizers		Natural		DAP		
		Hectare	Quintal	Holder	Hectare	Holder	Hectare	Quintal
All	82,894	4,519	*	8,697	*	*	*	*
Cereals	72,452	3,161	*	7,910	*	*	*	*
Teff	*	-	-	-	-	-	-	-
Barley	*	-	-	-	-	-	-	-
Wheat	7,370	-	-	-	-	-	-	-
Maize	39,752	*	*	5,390	*	*	*	*
Sorghum	21,970	*	*	*	*	*	*	*
Finger millet	-	-	-	-	-	-	-	-
Oats / 'Aja'	*	-	-	-	-	-	-	-
Rice	-	-	-	-	-	-	-	-
Pulses	774	*	*	979	*	*	*	*
Horse / Faba beans	-	-	-	-	-	-	-	-
Field Peas	*	-	-	-	-	-	-	-
Haricot beans	*	*	*	979	*	*	*	*
Chick peas	*	-	-	-	-	-	-	-
Lentils	*	-	-	-	-	-	-	-
Vetch / Grass peas	-	-	-	-	-	-	-	-
Soya beans	-	-	-	-	-	-	-	-
Fenugreek	-	-	-	-	-	-	-	-
Gibto	-	-	-	-	-	-	-	-
Oilseeds	*	*	*	*	*	*	*	*
Neug	-	-	-	-	-	-	-	-
Linseed	*	-	-	-	-	-	-	-
Groundnuts	*	*	*	*	*	*	*	*
Safflower	-	-	-	-	-	-	-	-
Sesame	*	*	-	*	*	-	-	-
Rapeseed	-	-	-	-	-	-	-	-
Vegetables	*	*	*	*	*	-	-	-
Lettuce	-	-	-	-	-	-	-	-
Head cabbage	*	-	-	-	-	-	-	-
Ethiopian cabbage	-	-	-	-	-	-	-	-
Tomatoes	*	*	-	*	*	-	-	-
Green peppers	10	*	-	*	*	-	-	-
Red peppers	*	*	*	*	*	-	-	-
Swiss chard	-	-	-	-	-	-	-	-
Root crops	*	*	-	*	*	-	-	-
Beetroot	-	-	-	-	-	-	-	-
Carrot	-	-	-	-	-	-	-	-
Onion	*	-	-	-	-	-	-	-
Potatoes	*	-	-	-	-	-	-	-
Garlic	-	-	-	-	-	-	-	-
Taro 'Godere'	-	-	-	-	-	-	-	-
Sweet potatoes	*	*	-	*	*	-	-	-
Other Temporary	*	-	-	-	-	-	-	-
Permanent crops	6,822	*	-	*	*	-	-	-
Avocado	-	-	-	-	-	-	-	-
Bananas	*	*	-	*	*	-	-	-
Guava	*	*	-	*	*	-	-	-
Lemons	44	*	-	*	*	-	-	-
Mangoes	21	*	-	314	*	-	-	-
Oranges	*	*	-	520	*	-	-	-
Papayas	*	*	-	*	*	-	-	-
Pineapples	-	-	-	-	-	-	-	-
Chat	6,149	*	-	*	*	-	-	-
Coffee	*	*	-	*	*	-	-	-
Hops / 'Geshe'	-	-	-	-	-	-	-	-
Enset	-	-	-	-	-	-	-	-
Sugar cane	*	*	-	*	*	-	-	-
Other permanent	*	*	-	290	*	-	-	-

(Table 1.5.cont'd.)

Somalie Region

[illegible]

(Table 1.5 Cont'd.)

Somalie Region

Crop type	IMPROVED SEED			PESTICIDE		IRRIGATION		EXTENSION PACKAGE	
	Holder	Hectare	Quintal	Holder	Hectare	Holder	Hectare	Holder	Hectare
All	442	*	*	1,164	715	6,177	2,740	*	*
Cereals	*	*	*	962	*	5,836	2,120	*	*
Teff	-	-	-	-	-	*	*	-	-
Barley	-	-	-	-	-	-	-	-	-
Wheat	-	-	-	-	-	-	-	-	-
Maize	*	*	*	*	*	3,797	821	*	*
Sorghum	-	-	-	*	*	3,046	1,296	*	*
Finger millet	-	-	-	-	-	-	-	-	-
Oats / 'Aja'	-	-	-	-	-	-	-	-	-
Rice	-	-	-	-	-	-	-	-	-
Pulses	*	*	-	*	*	*	*	*	*
Horse / Faba beans	-	-	-	-	-	-	-	-	-
Field Peas	-	-	-	-	-	-	-	-	-
Haricot beans	*	*	-	*	*	*	*	*	*
Chick peas	-	-	-	-	-	-	-	-	-
Lentils	-	-	-	-	-	-	-	-	-
Vetch / Grass peas	-	-	-	-	-	-	-	-	-
Soya beans	-	-	-	-	-	-	-	-	-
Fenugreek	-	-	-	-	-	-	-	-	-
Gibto	-	-	-	-	-	-	-	-	-
Oilseeds	-	-	-	-	-	*	*	-	-
Neug	-	-	-	-	-	-	-	-	-
Linseed	-	-	-	-	-	-	-	-	-
Groundnuts	-	-	-	-	-	*	*	-	-
Safflower	-	-	-	-	-	-	-	-	-
Sesame	-	-	-	-	-	*	*	-	-
Rapeseed	-	-	-	-	-	-	-	-	-
Vegetables	-	-	-	*	*	629	*	*	*
Lettuce	-	-	-	-	-	-	-	-	-
Head cabbage	-	-	-	*	*	*	*	-	-
Ethiopian cabbage	-	-	-	-	-	-	-	-	-
Tomatoes	-	-	-	*	*	*	*	-	-
Green peppers	-	-	-	-	-	*	*	-	-
Red peppers	-	-	-	*	*	-	-	*	*
Swiss chard	-	-	-	-	-	-	-	-	-
Root crops	-	-	-	-	-	916	*	-	-
Beetroot	-	-	-	-	-	-	-	-	-
Carrot	-	-	-	-	-	-	-	-	-
Onion	-	-	-	-	-	*	*	-	-
Potatoes	-	-	-	-	-	-	-	-	-
Garlic	-	-	-	-	-	-	-	-	-
Taro 'Godere'	-	-	-	-	-	-	-	-	-
Sweet potatoes	-	-	-	-	-	*	*	-	-
Other Temporary	-	-	-	-	-	*	*	-	-
Permanent crops	-	-	-	*	*	2,435	374	*	*
Avocado	-	-	-	-	-	-	-	-	-
Bananas	-	-	-	-	-	*	*	-	-
Guava	-	-	-	-	-	*	*	-	-
Lemons	-	-	-	-	-	1,369	44	*	*
Mangoes	-	-	-	*	*	772	15	-	-
Oranges	-	-	-	*	*	1,278	*	*	*
Papayas	-	-	-	-	-	*	*	-	-
Pineapples	-	-	-	-	-	-	-	-	-
Chat	-	-	-	-	-	1,665	*	-	-
Coffee	-	-	-	-	-	*	*	-	-
Hops / 'Geshe'	-	-	-	-	-	-	-	-	-
Enset	-	-	-	-	-	-	-	-	-
Sugar cane	-	-	-	-	-	*	*	-	-
Other permanent	-	-	-	-	-	628	*	-	-

Table1.5.1. Number of Holders, Inputs Applied Area and Quantity of Inputs used

Shinele

Crop type	All Crop Area	All Fertilizers		Natural		DAP		
		Hectare	Quintal	Holder	Hectare	Holder	Hectare	Quintal
All	2,796	417	*	1,583	406	*	*	*
Cereals	2,430	304	*	1,151	292	*	*	*
Teff	*	-	-	-	-	-	-	-
Barley	-	-	-	-	-	-	-	-
Wheat	-	-	-	-	-	-	-	-
Maize	*	*	*	*	*	*	*	*
Sorghum	2,115	274	-	1,102	274	-	-	-
Finger millet	-	-	-	-	-	-	-	-
Oats / 'Aja'	-	-	-	-	-	-	-	-
Rice	-	-	-	-	-	-	-	-
Pulses	*	-	-	-	-	-	-	-
Horse / Faba beans	-	-	-	-	-	-	-	-
Field Peas	-	-	-	-	-	-	-	-
Haricot beans	*	-	-	-	-	-	-	-
Chick peas	-	-	-	-	-	-	-	-
Lentils	-	-	-	-	-	-	-	-
Vetch / Grass peas	-	-	-	-	-	-	-	-
Soya beans	-	-	-	-	-	-	-	-
Fenugreek	-	-	-	-	-	-	-	-
Gibto	-	-	-	-	-	-	-	-
Oilseeds	*	*	-	*	*	-	-	-
Neug	-	-	-	-	-	-	-	-
Linseed	-	-	-	-	-	-	-	-
Groundnuts	-	-	-	-	-	-	-	-
Safflower	-	-	-	-	-	-	-	-
Sesame	*	*	-	*	*	-	-	-
Rapeseed	-	-	-	-	-	-	-	-
Vegetables	*	*	-	*	*	-	-	-
Lettuce	-	-	-	-	-	-	-	-
Head cabbage	-	-	-	-	-	-	-	-
Ethiopian cabbage	-	-	-	-	-	-	-	-
Tomatoes	*	-	-	-	-	-	-	-
Green peppers	*	*	-	*	*	-	-	-
Red peppers	-	-	-	-	-	-	-	-
Swiss chard	-	-	-	-	-	-	-	-
Root crops	*	*	-	*	*	-	-	-
Beetroot	-	-	-	-	-	-	-	-
Carrot	-	-	-	-	-	-	-	-
Onion	-	-	-	-	-	-	-	-
Potatoes	-	-	-	-	-	-	-	-
Garlic	-	-	-	-	-	-	-	-
Taro 'Godere'	-	-	-	-	-	-	-	-
Sweet potatoes	*	*	-	*	*	-	-	-
Other Temporary	-	-	-	-	-	-	-	-
Permanent crops	336	104	-	938	104	-	-	-
Avocado	-	-	-	-	-	-	-	-
Bananas	*	*	-	*	*	-	-	-
Guava	*	*	-	*	*	-	-	-
Lemons	44	*	-	*	*	-	-	-
Mangoes	16	*	-	*	*	-	-	-
Oranges	*	*	-	520	*	-	-	-
Papayas	*	*	-	*	*	-	-	-
Pineapples	-	-	-	-	-	-	-	-
Chat	*	62	-	660	62	-	-	-
Coffee	*	*	-	*	*	-	-	-
Hops / 'Geshe'	-	-	-	-	-	-	-	-
Enset	-	-	-	-	-	-	-	-
Sugar cane	*	*	-	*	*	-	-	-
Other permanent	*	*	-	290	*	-	-	-

(Table 1.5.1 cont'd.)

Shinele

[illegible]

(Table 1.5.1 Cont'd.)

Shinele

Crop type	IMPROVED SEED			PESTICIDE		IRRIGATION		EXTENSION PACKAGE	
	Holder	Hectare	Quintal	Holder	Hectare	Holder	Hectare	Holder	Hectare
All	*	*	*	*	*	3,195	1,740	*	*
Cereals	*	*	*	*	*	3,015	1,380	*	*
Teff	-	-	-	-	-	*	*	-	-
Barley	-	-	-	-	-	-	-	-	-
Wheat	-	-	-	-	-	-	-	-	-
Maize	*	*	*	*	*	*	*	*	*
Sorghum	-	-	-	*	*	2,974	1,288	*	*
Finger millet	-	-	-	-	-	-	-	-	-
Oats / 'Aja'	-	-	-	-	-	-	-	-	-
Rice	-	-	-	-	-	-	-	-	-
Pulses	-	-	-	-	-	-	-	-	-
Horse / Faba beans	-	-	-	-	-	-	-	-	-
Field Peas	-	-	-	-	-	-	-	-	-
Haricot beans	-	-	-	-	-	-	-	-	-
Chick peas	-	-	-	-	-	-	-	-	-
Lentils	-	-	-	-	-	-	-	-	-
Vetch / Grass peas	-	-	-	-	-	-	-	-	-
Soya beans	-	-	-	-	-	-	-	-	-
Fenugreek	-	-	-	-	-	-	-	-	-
Gibto	-	-	-	-	-	-	-	-	-
Oilseeds	-	-	-	-	-	*	*	-	-
Neug	-	-	-	-	-	-	-	-	-
Linseed	-	-	-	-	-	-	-	-	-
Groundnuts	-	-	-	-	-	-	-	-	-
Safflower	-	-	-	-	-	-	-	-	-
Sesame	-	-	-	-	-	*	*	-	-
Rapeseed	-	-	-	-	-	-	-	-	-
Vegetables	-	-	-	-	-	*	*	-	-
Lettuce	-	-	-	-	-	-	-	-	-
Head cabbage	-	-	-	-	-	-	-	-	-
Ethiopian cabbage	-	-	-	-	-	-	-	-	-
Tomatoes	-	-	-	-	-	*	*	-	-
Green peppers	-	-	-	-	-	*	*	-	-
Red peppers	-	-	-	-	-	-	-	-	-
Swiss chard	-	-	-	-	-	-	-	-	-
Root crops	-	-	-	-	-	*	*	-	-
Beetroot	-	-	-	-	-	-	-	-	-
Carrot	-	-	-	-	-	-	-	-	-
Onion	-	-	-	-	-	-	-	-	-
Potatoes	-	-	-	-	-	-	-	-	-
Garlic	-	-	-	-	-	-	-	-	-
Taro 'Godere'	-	-	-	-	-	-	-	-	-
Sweet potatoes	-	-	-	-	-	*	*	-	-
Other Temporary	-	-	-	-	-	-	-	-	-
Permanent crops	-	-	-	*	*	2,259	329	*	*
Avocado	-	-	-	-	-	-	-	-	-
Bananas	-	-	-	-	-	*	*	-	-
Guava	-	-	-	-	-	*	*	-	-
Lemons	-	-	-	-	-	1,369	44	*	*
Mangoes	-	-	-	*	*	772	15	-	-
Oranges	-	-	-	*	*	1,278	*	*	*
Papayas	-	-	-	-	-	*	*	-	-
Pineapples	-	-	-	-	-	-	-	-	-
Chat	-	-	-	-	-	1,665	*	-	-
Coffee	-	-	-	-	-	*	*	-	-
Hops / 'Geshe'	-	-	-	-	-	-	-	-	-
Enset	-	-	-	-	-	-	-	-	-
Sugar cane	-	-	-	-	-	*	*	-	-
Other permanent	-	-	-	-	-	628	*	-	-

Table1.5.2. Number of Holders, Inputs Applied Area and Quantity of Inputs used

Jijiga

Crop type	All Crop Area	All Fertilizers		Natural		DAP		
		Hectare	Quintal	Holder	Hectare	Holder	Hectare	Quintal
All	74,917	*	*	*	*	*	*	*
Cereals	65,163	*	*	*	*	*	*	*
Teff	-	-	-	-	-	-	-	-
Barley	*	-	-	-	-	-	-	-
Wheat	7,370	-	-	-	-	-	-	-
Maize	34,636	*	*	*	*	*	*	*
Sorghum	19,801	*	*	*	*	*	*	*
Finger millet	-	-	-	-	-	-	-	-
Oats / 'Aja'	*	-	-	-	-	-	-	-
Rice	-	-	-	-	-	-	-	-
Pulses	*	*	*	*	*	*	*	*
Horse / Faba beans	-	-	-	-	-	-	-	-
Field Peas	*	-	-	-	-	-	-	-
Haricot beans	*	*	*	*	*	*	*	*
Chick peas	*	-	-	-	-	-	-	-
Lentils	*	-	-	-	-	-	-	-
Vetch / Grass peas	-	-	-	-	-	-	-	-
Soya beans	-	-	-	-	-	-	-	-
Fenugreek	-	-	-	-	-	-	-	-
Gibto	-	-	-	-	-	-	-	-
Oilseeds	*	*	*	*	*	*	*	*
Neug	-	-	-	-	-	-	-	-
Linseed	*	-	-	-	-	-	-	-
Groundnuts	*	*	*	*	*	*	*	*
Safflower	-	-	-	-	-	-	-	-
Sesame	-	-	-	-	-	-	-	-
Rapeseed	-	-	-	-	-	-	-	-
Vegetables	*	*	*	*	*	-	-	-
Lettuce	-	-	-	-	-	-	-	-
Head cabbage	*	-	-	-	-	-	-	-
Ethiopian cabbage	-	-	-	-	-	-	-	-
Tomatoes	*	*	-	*	*	-	-	-
Green peppers	*	-	-	-	-	-	-	-
Red peppers	*	*	*	*	*	-	-	-
Swiss chard	-	-	-	-	-	-	-	-
Root crops	*	-	-	-	-	-	-	-
Beetroot	-	-	-	-	-	-	-	-
Carrot	-	-	-	-	-	-	-	-
Onion	*	-	-	-	-	-	-	-
Potatoes	*	-	-	-	-	-	-	-
Garlic	-	-	-	-	-	-	-	-
Taro 'Godere'	-	-	-	-	-	-	-	-
Sweet potatoes	*	-	-	-	-	-	-	-
Other Temporary	*	-	-	-	-	-	-	-
Permanent crops	6,435	*	-	*	*	-	-	-
Avocado	-	-	-	-	-	-	-	-
Bananas	-	-	-	-	-	-	-	-
Guava	*	-	-	-	-	-	-	-
Lemons	-	-	-	-	-	-	-	-
Mangoes	-	-	-	-	-	-	-	-
Oranges	-	-	-	-	-	-	-	-
Papayas	-	-	-	-	-	-	-	-
Pineapples	-	-	-	-	-	-	-	-
Chat	5,949	*	-	*	*	-	-	-
Coffee	*	-	-	-	-	-	-	-
Hops / 'Geshe'	-	-	-	-	-	-	-	-
Enset	-	-	-	-	-	-	-	-
Sugar cane	-	-	-	-	-	-	-	-
Other permanent	*	-	-	-	-	-	-	-

(Table 1.5.2 cont'd.)

Jijiga

[illegible]

(Table 1.5.2 Cont'd.)

Jijiga

[illegible]

Table1.5.3 Number of Holders, Inputs Applied Area and Quantity of Inputs used

Liben

Crop type	All Crop Area	All Fertilizers		Natural		DAP		
		Hectare	Quintal	Holder	Hectare	Holder	Hectare	Quintal
All	5,180	*	-	*	*	-	-	-
Cereals	4,860	*	-	*	*	-	-	-
Teff	-	-	-	-	-	-	-	-
Barley	-	-	-	-	-	-	-	-
Wheat	*	-	-	-	-	-	-	-
Maize	4,804	*	-	*	*	-	-	-
Sorghum	*	-	-	-	-	-	-	-
Finger millet	-	-	-	-	-	-	-	-
Oats / 'Aja'	-	-	-	-	-	-	-	-
Rice	-	-	-	-	-	-	-	-
Pulses	167	19	-	657	19	-	-	-
Horse / Faba beans	-	-	-	-	-	-	-	-
Field Peas	-	-	-	-	-	-	-	-
Haricot beans	167	19	-	657	19	-	-	-
Chick peas	-	-	-	-	-	-	-	-
Lentils	-	-	-	-	-	-	-	-
Vetch / Grass peas	-	-	-	-	-	-	-	-
Soya beans	-	-	-	-	-	-	-	-
Fenugreek	-	-	-	-	-	-	-	-
Gibto	-	-	-	-	-	-	-	-
Oilseeds	*	-	-	-	-	-	-	-
Neug	-	-	-	-	-	-	-	-
Linseed	-	-	-	-	-	-	-	-
Groundnuts	*	-	-	-	-	-	-	-
Safflower	-	-	-	-	-	-	-	-
Sesame	*	-	-	-	-	-	-	-
Rapeseed	-	-	-	-	-	-	-	-
Vegetables	*	-	-	-	-	-	-	-
Lettuce	-	-	-	-	-	-	-	-
Head cabbage	*	-	-	-	-	-	-	-
Ethiopian cabbage	-	-	-	-	-	-	-	-
Tomatoes	*	-	-	-	-	-	-	-
Green peppers	*	-	-	-	-	-	-	-
Red peppers	-	-	-	-	-	-	-	-
Swiss chard	-	-	-	-	-	-	-	-
Root crops	*	-	-	-	-	-	-	-
Beetroot	-	-	-	-	-	-	-	-
Carrot	-	-	-	-	-	-	-	-
Onion	*	-	-	-	-	-	-	-
Potatoes	-	-	-	-	-	-	-	-
Garlic	-	-	-	-	-	-	-	-
Taro 'Godere'	-	-	-	-	-	-	-	-
Sweet potatoes	-	-	-	-	-	-	-	-
Other Temporary	*	-	-	-	-	-	-	-
Permanent crops	*	*	-	*	*	-	-	-
Avocado	-	-	-	-	-	-	-	-
Bananas	*	-	-	-	-	-	-	-
Guava	*	-	-	-	-	-	-	-
Lemons	*	-	-	-	-	-	-	-
Mangoes	*	*	-	*	*	-	-	-
Oranges	*	-	-	-	-	-	-	-
Papayas	*	*	-	*	*	-	-	-
Pineapples	-	-	-	-	-	-	-	-
Chat	-	-	-	-	-	-	-	-
Coffee	-	-	-	-	-	-	-	-
Hops / 'Geshe'	-	-	-	-	-	-	-	-
Enset	-	-	-	-	-	-	-	-
Sugar cane	-	-	-	-	-	-	-	-
Other permanent	-	-	-	-	-	-	-	-

(Table 1.5.3 cont'd.)

Liben

[illegible]

(Table 1.5.3 Cont'd.)

Liben

[illegible]

Table1.6 Number of Holders, Inputs Applied Area and Quantity of Inputs used

Benishangul-Gumuz

Crop type	All Crop Area	All Fertilizers		Natural		DAP		
		Hectare	Quintal	Holder	Hectare	Holder	Hectare	Quintal
All	198,398	30,453	13,099	65,769	16,366	11,880	9,039	6,921
Cereals	139,633	25,851	12,409	51,850	12,490	10,946	8,729	6,567
Teff	16,276	7,296	4,288	4,590	*	9,329	5,751	4,226
Barley	734	523	*	2,440	*	*	*	*
Wheat	2,168	*	*	*	316	*	*	*
Maize	32,010	12,619	5,651	48,475	8,536	2,174	296	*
Sorghum	58,905	1,748	*	5,470	*	*	*	*
Finger millet	29,165	1,768	650	1,416	558	1,354	*	*
Oats / 'Aja'	*	*	*	*	*	*	*	*
Rice	343	73	28	*	*	*	*	*
Pulses	7,975	1,366	187	14,740	1,211	1,091	139	117
Horse / Faba beans	825	488	*	5,237	462	*	*	*
Field Peas	545	*	*	1,732	207	*	*	*
Haricot beans	4,491	281	*	4,854	277	-	-	-
Chick peas	539	*	-	*	*	-	-	-
Lentils	*	*	-	*	*	-	-	-
Vetch / Grass peas	-	-	-	-	-	-	-	-
Soya beans	1,397	174	*	662	*	*	83	*
Fenugreek	4	*	-	*	*	-	-	-
Gibto	*	*	-	*	*	-	-	-
Oilseeds	44,814	1,273	125	6,270	932	*	*	*
Neug	15,933	350	*	1,725	*	-	-	-
Linseed	497	83	*	1,401	78	*	*	*
Groundnuts	6,763	92	*	581	*	*	*	*
Safflower	25	*	*	-	-	*	*	*
Sesame	21,563	732	*	*	*	*	*	*
Rapeseed	34	*	*	830	*	-	-	-
Vegetables	1,104	558	79	24,984	467	*	*	18
Lettuce	-	-	-	-	-	-	-	-
Head cabbage	3	1	*	662	1	*	*	*
Ethiopian cabbage	24	11	-	1,330	11	-	-	-
Tomatoes	11	*	-	*	*	-	-	-
Green peppers	*	14	*	3,059	13	-	-	-
Red peppers	960	527	*	20,800	437	*	*	18
Swiss chard	*	-	-	-	-	-	-	-
Root crops	846	*	*	17,932	331	*	*	*
Beetroot	*	*	*	*	*	*	*	*
Carrot	*	*	-	*	*	-	-	-
Onion	40	16	-	4,235	16	-	-	-
Potatoes	*	*	*	3,215	*	*	*	*
Garlic	55	48	-	6,499	48	-	-	-
Taro 'Godere'	22	*	*	1,477	*	-	-	-
Sweet potatoes	415	96	*	7,610	96	-	-	-
Other Temporary	1,694	209	*	12,948	207	*	*	*
Permanent crops	2,332	735		21,148	727			
Avocado	2	*		*	*			
Bananas	340	*		5,380	*			
Guava	12	*		*	*			
Lemons	21	3		1,079	3			
Mangoes	468	53		5,912	45			
Oranges	33	13		2,265	13			
Papayas	66	24		3,585	24			
Pineapples	*	*		*	*			
Chat	207	47		3,528	47			
Coffee	1,032	*		8,072	*			
Hops / 'Geshe'	63	22		6,322	22			
Enset	9	*		294	*			
Sugar cane	*	*		*	*			
Other permanent	8	2		1,670	2			

(Table 1.6. cont'd.)

Benishangul-Gumuz

Crop type	UREA			UREA + DAP			INDIGENOUS SEED		
	Holder	Hectare	Quintal	Holder	Hectare	Quintal	Holder	Hectare	Quintal
All	4,586	1,260	458	5,227	3,788	5,720	154,407	195,539	68,010
Cereals	2,489	881	337	5,068	3,751	5,505	152,197	137,014	51,852
Teff	737	*	*	*	*	*	37,235	16,276	11,841
Barley	*	*	*	-	-	-	5,799	734	1,781
Wheat	*	*	*	-	-	-	6,364	2,168	3,765
Maize	922	128	126	4,806	3,659	5,371	131,793	29,409	8,704
Sorghum	*	*	*	-	-	-	106,890	58,903	12,689
Finger millet	695	374	*	*	60	*	52,073	29,152	12,589
Oats / 'Aja'	-	-	-	-	-	-	*	*	*
Rice	215	65	25	*	*	*	2,159	340	378
Pulses	*	*	*	*	*	*	63,585	7,884	4,916
Horse / Faba beans	-	-	-	-	-	-	8,618	825	1,011
Field Peas	-	-	-	-	-	-	4,028	545	662
Haricot beans	-	-	-	*	*	*	39,797	4,491	2,157
Chick peas	-	-	-	-	-	-	8,413	531	184
Lentils	-	-	-	-	-	-	*	*	*
Vetch / Grass peas	-	-	-	-	-	-	-	-	-
Soya beans	*	*	*	*	*	*	9,962	1,313	654
Fenugreek	-	-	-	-	-	-	358	4	1
Gibto	-	-	-	-	-	-	*	*	*
Oilseeds	*	321	*	*	*	*	108,073	44,770	11,242
Neug	*	*	*	-	-	-	45,913	15,913	2,522
Linseed	-	-	-	-	-	-	9,558	497	167
Groundnuts	*	*	*	-	-	-	35,076	6,755	5,677
Safflower	*	*	*	-	-	-	980	25	*
Sesame	1,036	266	*	*	*	*	67,044	21,547	2,862
Rapeseed	*	*	*	-	-	-	1,747	34	7
Vegetables	1,921	48	21	*	*	*	54,780	1,104	-
Lettuce	-	-	-	-	-	-	-	-	-
Head cabbage	-	-	-	-	-	-	1,237	3	-
Ethiopian cabbage	-	-	-	-	-	-	2,996	24	-
Tomatoes	-	-	-	-	-	-	*	11	-
Green peppers	*	*	*	-	-	-	7,197	*	-
Red peppers	1,881	47	20	*	*	*	44,566	960	-
Swiss chard	-	-	-	-	-	-	*	*	-
Root crops	*	*	*	-	-	-	44,607	845	-
Beetroot	-	-	-	-	-	-	378	*	-
Carrot	-	-	-	-	-	-	477	*	-
Onion	-	-	-	-	-	-	6,768	40	-
Potatoes	-	-	-	-	-	-	5,149	*	-
Garlic	-	-	-	-	-	-	8,458	55	-
Taro 'Godere'	*	*	*	-	-	-	4,381	22	-
Sweet potatoes	*	*	*	-	-	-	30,105	414	-
Other Temporary	*	*	*	*	*	*	53,328	1,684	-
Permanent crops							73,884	2,237	
Avocado							988	2	
Bananas							23,637	338	
Guava							5,846	12	
Lemons							7,471	21	
Mangoes							41,952	442	
Oranges							9,884	33	
Papayas							15,570	66	
Pineapples							*	*	
Chat							11,307	207	
Coffee							17,009	966	
Hops / 'Geshe'							13,325	63	
Enset							1,273	9	
Sugar cane							*	*	
Other permanent							3,203	8	

(Table1.6. Cont'd.)

Benishangul-Gumuz

Crop type	IMPROVED SEED			PESTICIDE		IRRIGATION		EXTENSION PACKAGE	
	Holder	Hectare	Quintal	Holder	Hectare	Holder	Hectare	Holder	Hectare
All	9,378	2,827	533	7,000	4,529	5,795	*	8,511	6,418
Cereals	3,195	2,618	467	6,264	4,472	175	27	7,500	5,846
Teff	-	-	-	2,539	*	*	*	*	*
Barley	-	-	-	*	*	-	-	*	*
Wheat	-	-	-	-	-	-	-	*	*
Maize	3,056	2,601	445	1,112	275	118	*	4,660	2,548
Sorghum	*	*	*	*	*	*	*	*	*
Finger millet	*	*	*	3,323	*	*	*	*	*
Oats / 'Aja'	-	-	-	-	-	-	-	-	-
Rice	*	*	*	*	*	-	-	145	*
Pulses	*	*	62	*	*	-	-	*	136
Horse / Faba beans	-	-	-	*	*	-	-	*	*
Field Peas	-	-	-	-	-	-	-	*	*
Haricot beans	*	*	*	-	-	-	-	-	-
Chick peas	-	-	-	-	-	-	-	*	*
Lentils	-	-	-	-	-	-	-	-	-
Vetch / Grass peas	-	-	-	-	-	-	-	-	-
Soya beans	*	*	*	-	-	-	-	*	91
Fenugreek	-	-	-	-	-	-	-	-	-
Gibto	-	-	-	-	-	-	-	-	-
Oilseeds	*	*	*	*	*	-	-	760	292
Neug	*	*	-	*	*	-	-	*	*
Linseed	-	-	-	*	*	-	-	-	-
Groundnuts	*	*	-	*	*	-	-	203	*
Safflower	-	-	-	-	-	-	-	*	*
Sesame	*	*	*	*	*	-	-	352	75
Rapeseed	-	-	-	-	-	-	-	-	-
Vegetables	-	-	-	*	*	*	*	*	*
Lettuce	-	-	-	-	-	-	-	-	-
Head cabbage	-	-	-	-	-	-	-	-	-
Ethiopian cabbage	-	-	-	-	-	*	*	-	-
Tomatoes	-	-	-	-	-	*	*	-	-
Green peppers	-	-	-	-	-	-	-	*	*
Red peppers	-	-	-	*	*	*	*	*	*
Swiss chard	-	-	-	-	-	-	-	-	-
Root crops	-	-	-	*	*	*	*	*	*
Beetroot	-	-	-	-	-	-	-	-	-
Carrot	-	-	-	-	-	-	-	-	-
Onion	-	-	-	-	-	*	*	*	*
Potatoes	-	-	-	-	-	-	-	*	*
Garlic	-	-	-	-	-	*	*	-	-
Taro 'Godere'	-	-	-	-	-	-	-	*	*
Sweet potatoes	-	-	-	*	*	*	*	*	*
Other Temporary	-	-	-	-	-	*	*	*	*
Permanent crops				*	*	5,381	*	264	*
Avocado				-	-	*	*	-	-
Bananas				-	-	3,827	54	*	*
Guava				-	-	*	1	*	*
Lemons				-	-	*	*	-	-
Mangoes				*	*	*	*	94	*
Oranges				-	-	*	*	-	-
Papayas				-	-	257	1	*	*
Pineapples				-	-	*	*	-	-
Chat				*	*	*	*	*	*
Coffee	5,306	*	-	*	*	*	*	-	-
Hops / 'Geshe'				-	-	*	*	*	*
Enset				-	-	-	-	-	-
Sugar cane				-	-	376	*	*	*
Other permanent				-	-	-	-	-	-

Table1.6.1 Number of Holders, Inputs Applied Area and Quantity of Inputs used

Metekel

Crop type	All Crop Area	All Fertilizers		Natural		DAP		
		Hectare	Quintal	Holder	Hectare	Holder	Hectare	Quintal
All	99,241	19,449	11,506	28,405	8,630	7,473	7,371	6,492
Cereals	71,245	16,868	11,052	21,054	6,362	7,354	7,178	6,241
Teff	11,893	5,849	4,036	3,229	*	6,211	4,647	3,986
Barley	680	519	*	2,314	*	*	*	*
Wheat	2,066	*	*	*	316	*	*	*
Maize	14,678	7,308	4,716	18,759	4,046	*	*	*
Sorghum	17,847	*	-	*	*	-	-	-
Finger millet	24,028	1,223	540	557	*	*	*	*
Oats / 'Aja'	*	*	*	-	-	*	*	*
Rice	*	-	-	-	-	-	-	-
Pulses	4,421	963	*	7,751	906	*	*	*
Horse / Faba beans	779	487	*	5,217	461	*	*	*
Field Peas	540	*	*	1,732	207	*	*	*
Haricot beans	2,890	*	-	1,627	*	-	-	-
Chick peas	*	-	-	-	-	-	-	-
Lentils	*	*	-	*	*	-	-	-
Vetch / Grass peas	-	-	-	-	-	-	-	-
Soya beans	*	-	-	-	-	-	-	-
Fenugreek	-	-	-	-	-	-	-	-
Gibto	*	*	-	*	*	-	-	-
Oilseeds	21,635	565	*	1,976	*	*	*	*
Neug	6,459	*	-	*	*	-	-	-
Linseed	*	69	*	598	63	*	*	*
Groundnuts	4,247	*	*	-	-	-	-	-
Safflower	*	-	-	-	-	-	-	-
Sesame	10,689	*	*	*	*	-	-	-
Rapeseed	18	*	-	696	*	-	-	-
Vegetables	482	188	*	10,111	155	*	*	*
Lettuce	-	-	-	-	-	-	-	-
Head cabbage	*	*	-	*	*	-	-	-
Ethiopian cabbage	*	*	-	*	*	-	-	-
Tomatoes	*	-	-	-	-	-	-	-
Green peppers	*	*	-	*	*	-	-	-
Red peppers	442	177	*	8,136	144	*	*	*
Swiss chard	*	-	-	-	-	-	-	-
Root crops	*	*	*	9,133	*	*	*	*
Beetroot	*	*	-	*	*	-	-	-
Carrot	-	-	-	-	-	-	-	-
Onion	20	12	-	3,193	12	-	-	-
Potatoes	*	*	*	3,078	*	*	*	*
Garlic	49	45	-	5,992	45	-	-	-
Taro 'Godere'	-	-	-	-	-	-	-	-
Sweet potatoes	43	*	-	*	*	-	-	-
Other Temporary	404	51	*	3,029	49	*	*	*
Permanent crops	*	*		9,123	*			
Avocado	*	-		-	-			
Bananas	38	*		*	*			
Guava	-	-		-	-			
Lemons	6	*		*	*			
Mangoes	25	*		*	*			
Oranges	*	*		*	*			
Papayas	24	*		1,572	*			
Pineapples	-	-		-	-			
Chat	*	*		*	*			
Coffee	*	*		*	*			
Hops / 'Geshe'	34	*		4,036	*			
Enset	-	-		-	-			
Sugar cane	*	*		*	*			
Other permanent	*	*		*	*			

(Table 1.6.1 cont'd.)

Metekel

[illegible]

Table1.6.2 Number of Holders, Inputs Applied Area and Quantity of Inputs used

Asosa

Crop type	All Crop Area	All Fertilizers		Natural		DAP		
		Hectare	Quintal	Holder	Hectare	Holder	Hectare	Quintal
All	56,141	6,307	220	26,373	4,764	3,568	1,165	*
Cereals	39,275	5,207	164	22,554	3,767	*	*	*
Teff	3,169	1,049	*	1,083	140	*	*	*
Barley	-	-	-	-	-	-	-	-
Wheat	*	-	-	-	-	-	-	-
Maize	9,737	3,381	*	21,846	3,171	*	*	*
Sorghum	24,318	585	*	3,468	348	*	*	*
Finger millet	2,006	191	*	758	*	*	*	*
Oats / 'Aja'	-	-	-	-	-	-	-	-
Rice	*	-	-	-	-	-	-	-
Pulses	1,969	286	*	4,738	237	*	*	*
Horse / Faba beans	-	-	-	-	-	-	-	-
Field Peas	-	-	-	-	-	-	-	-
Haricot beans	422	*	-	*	*	-	-	-
Chick peas	466	*	-	*	*	-	-	-
Lentils	-	-	-	-	-	-	-	-
Vetch / Grass peas	-	-	-	-	-	-	-	-
Soya beans	1,081	127	*	649	*	*	*	*
Fenugreek	*	-	-	-	-	-	-	-
Gibto	-	-	-	-	-	-	-	-
Oilseeds	12,437	129	*	2,371	126	*	*	*
Neug	8,122	*	-	433	*	-	-	-
Linseed	171	*	-	757	*	-	-	-
Groundnuts	660	*	-	*	*	-	-	-
Safflower	*	-	-	-	-	-	-	-
Sesame	3,466	*	*	*	*	*	*	*
Rapeseed	*	-	-	-	-	-	-	-
Vegetables	422	339	21	12,345	288	*	*	*
Lettuce	-	-	-	-	-	-	-	-
Head cabbage	*	1	*	541	1	*	*	*
Ethiopian cabbage	*	*	-	*	*	-	-	-
Tomatoes	*	*	-	*	*	-	-	-
Green peppers	*	*	-	*	*	-	-	-
Red peppers	405	328	21	11,577	278	*	*	*
Swiss chard	-	-	-	-	-	-	-	-
Root crops	143	32	*	4,703	32	*	*	*
Beetroot	*	*	*	-	-	*	*	*
Carrot	*	*	-	*	*	-	-	-
Onion	*	4	-	991	4	-	-	-
Potatoes	*	-	-	-	-	-	-	-
Garlic	*	*	-	*	*	-	-	-
Taro 'Godere'	*	*	-	*	*	-	-	-
Sweet potatoes	126	23	-	3,394	23	-	-	-
Other Temporary	927	103	-	7,378	103	-	-	-
Permanent crops	967	212		9,481	212			
Avocado	2	*		*	*			
Bananas	203	*		3,423	*			
Guava	11	*		*	*			
Lemons	12	*		602	*			
Mangoes	344	33		3,140	33			
Oranges	13	*		1,314	*			
Papayas	16	2		1,110	2			
Pineapples	-	-		-	-			
Chat	81	*		2,704	*			
Coffee	198	49		4,326	49			
Hops / 'Geshe'	28	*		*	*			
Enset	-	-		-	-			
Sugar cane	*	*		*	*			
Other permanent	*	1		758	1			

(Table 1.6.2 cont'd.)

Asosa

[illegible]

(Table 1.6.2 Cont'd.)

Asosa

Crop type	IMPROVED SEED			PESTICIDE		IRRIGATION		EXTENSION PACKAGE	
	Holder	Hectare	Quintal	Holder	Hectare	Holder	Hectare	Holder	Hectare
All	6,064	*	*	1,874	*	2,399	*	*	*
Cereals	*	*	*	*	*	-	-	-	-
Teff	-	-	-	*	*	-	-	-	-
Barley	-	-	-	-	-	-	-	-	-
Wheat	-	-	-	-	-	-	-	-	-
Maize	*	*	*	792	*	-	-	-	-
Sorghum	-	-	-	*	*	-	-	-	-
Finger millet	-	-	-	-	-	-	-	-	-
Oats / 'Aja'	-	-	-	-	-	-	-	-	-
Rice	-	-	-	-	-	-	-	-	-
Pulses	*	*	*	-	-	-	-	*	*
Horse / Faba beans	-	-	-	-	-	-	-	-	-
Field Peas	-	-	-	-	-	-	-	-	-
Haricot beans	-	-	-	-	-	-	-	-	-
Chick peas	-	-	-	-	-	-	-	-	-
Lentils	-	-	-	-	-	-	-	-	-
Vetch / Grass peas	-	-	-	-	-	-	-	-	-
Soya beans	*	*	*	-	-	-	-	*	*
Fenugreek	-	-	-	-	-	-	-	-	-
Gibto	-	-	-	-	-	-	-	-	-
Oilseeds	*	*	-	-	-	-	-	-	-
Neug	*	*	-	-	-	-	-	-	-
Linseed	-	-	-	-	-	-	-	-	-
Groundnuts	-	-	-	-	-	-	-	-	-
Safflower	-	-	-	-	-	-	-	-	-
Sesame	-	-	-	-	-	-	-	-	-
Rapeseed	-	-	-	-	-	-	-	-	-
Vegetables	-	-	-	*	*	*	*	-	-
Lettuce	-	-	-	-	-	-	-	-	-
Head cabbage	-	-	-	-	-	-	-	-	-
Ethiopian cabbage	-	-	-	-	-	-	-	-	-
Tomatoes	-	-	-	-	-	*	*	-	-
Green peppers	-	-	-	-	-	-	-	-	-
Red peppers	-	-	-	*	*	-	-	-	-
Swiss chard	-	-	-	-	-	-	-	-	-
Root crops	-	-	-	*	*	-	-	-	-
Beetroot	-	-	-	-	-	-	-	-	-
Carrot	-	-	-	-	-	-	-	-	-
Onion	-	-	-	-	-	-	-	-	-
Potatoes	-	-	-	-	-	-	-	-	-
Garlic	-	-	-	-	-	-	-	-	-
Taro 'Godere'	-	-	-	-	-	-	-	-	-
Sweet potatoes	-	-	-	*	*	-	-	-	-
Other Temporary	-	-	-	-	-	*	*	-	-
Permanent crops				*	*	2,291	*	-	-
Avocado				-	-	*	*	-	-
Bananas				-	-	*	*	-	-
Guava				-	-	*	*	-	-
Lemons				-	-	*	*	-	-
Mangoes				-	-	*	*	-	-
Oranges				-	-	*	*	-	-
Papayas				-	-	-	-	-	-
Pineapples				-	-	-	-	-	-
Chat				-	-	*	*	-	-
Coffee	5,306	*	-	*	*	*	*	-	-
Hops / 'Geshe'				-	-	*	*	-	-
Enset				-	-	-	-	-	-
Sugar cane				-	-	*	*	-	-
Other permanent				-	-	-	-	-	-

Table1.6.3 Number of Holders, Inputs Applied Area and Quantity of Inputs used

Kemashi

Crop type	All Crop Area	All Fertilizers		Natural		DAP		
		Hectare	Quintal	Holder	Hectare	Holder	Hectare	Quintal
All	26,032	*	657	5,596	*	*	*	*
Cereals	18,949	*	592	3,950	*	*	*	*
Teff	*	*	*	*	*	*	*	*
Barley	*	*	-	*	*	-	-	-
Wheat	-	-	-	-	-	-	-	-
Maize	4,537	1,162	*	3,688	*	*	*	*
Sorghum	13,228	*	-	*	*	-	-	-
Finger millet	*	*	*	-	*	*	*	*
Oats / 'Aja'	*	*	-	*	*	-	-	-
Rice	-	-	-	-	-	-	-	-
Pulses	904	67	*	2,040	65	-	-	-
Horse / Faba beans	-	-	-	-	-	-	-	-
Field Peas	-	-	-	-	-	-	-	-
Haricot beans	904	67	*	2,040	65	-	-	-
Chick peas	-	-	-	-	-	-	-	-
Lentils	-	-	-	-	-	-	-	-
Vetch / Grass peas	-	-	-	-	-	-	-	-
Soya beans	-	-	-	-	-	-	-	-
Fenugreek	-	-	-	-	-	-	-	-
Gibto	-	-	-	-	-	-	-	-
Oilseeds	5,636	*	-	*	*	-	-	-
Neug	360	*	-	*	*	-	-	-
Linseed	*	-	-	-	-	-	-	-
Groundnuts	41	*	-	*	*	-	-	-
Safflower	*	-	-	-	-	-	-	-
Sesame	5,220	*	-	*	*	-	-	-
Rapeseed	-	-	-	-	-	-	-	-
Vegetables	106	*	-	1,742	*	-	-	-
Lettuce	-	-	-	-	-	-	-	-
Head cabbage	-	-	-	-	-	-	-	-
Ethiopian cabbage	*	-	-	-	-	-	-	-
Tomatoes	*	*	-	*	*	-	-	-
Green peppers	*	*	-	*	*	-	-	-
Red peppers	43	*	-	*	*	-	-	-
Swiss chard	-	-	-	-	-	-	-	-
Root crops	139	59	-	2,962	59	-	-	-
Beetroot	-	-	-	-	-	-	-	-
Carrot	*	-	-	-	-	-	-	-
Onion	-	-	-	-	-	-	-	-
Potatoes	-	-	-	-	-	-	-	-
Garlic	*	*	-	*	*	-	-	-
Taro 'Godere'	6	*	-	*	*	-	-	-
Sweet potatoes	129	55	-	2,962	55	-	-	-
Other Temporary	192	*	-	1,172	*	-	-	-
Permanent crops	107	*	-	*	*	-	-	-
Avocado	*	*	-	*	*	-	-	-
Bananas	33	-	-	-	-	-	-	-
Guava	*	-	-	-	-	-	-	-
Lemons	*	*	-	*	*	-	-	-
Mangoes	*	*	-	*	*	-	-	-
Oranges	*	*	-	*	*	-	-	-
Papayas	*	*	-	*	*	-	-	-
Pineapples	-	-	-	-	-	-	-	-
Chat	-	-	-	-	-	-	-	-
Coffee	*	-	-	-	-	-	-	-
Hops / 'Geshe'	-	-	-	-	-	-	-	-
Enset	-	-	-	-	-	-	-	-
Sugar cane	-	-	-	-	-	-	-	-
Other permanent	*	-	-	-	-	-	-	-

(Table 1.6.3 cont'd.)

Kemashi

[illegible]

Table1.6.4 Number of Holders, Inputs Applied Area and Quantity of Inputs used

Pawe Special

Crop type	All Crop Area	All Fertilizers		Natural		DAP		
		Hectare	Quintal	Holder	Hectare	Holder	Hectare	Quintal
All	7,797	1,257	672	2,599	327	209	*	97
Cereals	3,995	927	559	2,446	305	151	44	42
Teff	*	-	-	-	-	-	-	-
Barley	-	-	-	-	-	-	-	-
Wheat	*	-	-	-	-	-	-	-
Maize	816	517	426	2,417	291	94	*	*
Sorghum	1,052	*	*	*	*	*	*	*
Finger millet	1,850	323	89	*	*	*	*	*
Oats / 'Aja'	*	-	-	-	-	-	-	-
Rice	264	71	28	-	-	*	*	*
Pulses	299	*	*	*	*	*	*	*
Horse / Faba beans	-	-	-	-	-	-	-	-
Field Peas	-	-	-	-	-	-	-	-
Haricot beans	*	*	*	-	-	-	-	-
Chick peas	*	*	-	*	*	-	-	-
Lentils	-	-	-	-	-	-	-	-
Vetch / Grass peas	-	-	-	-	-	-	-	-
Soya beans	285	*	*	*	*	*	*	*
Fenugreek	-	-	-	-	-	-	-	-
Gibto	-	-	-	-	-	-	-	-
Oilseeds	3,374	263	61	68	*	*	*	*
Neug	150	*	*	-	-	-	-	-
Linseed	*	-	-	-	-	-	-	-
Groundnuts	1,769	*	*	*	*	*	*	*
Safflower	*	*	*	-	-	*	*	*
Sesame	1,441	226	31	*	*	*	*	*
Rapeseed	*	*	*	*	*	-	-	-
Vegetables	54	9	8	123	1	*	*	*
Lettuce	-	-	-	-	-	-	-	-
Head cabbage	-	-	-	-	-	-	-	-
Ethiopian cabbage	2	*	-	*	*	-	-	-
Tomatoes	*	*	-	*	*	-	-	-
Green peppers	3	*	*	*	*	-	-	-
Red peppers	49	8	7	*	*	*	*	*
Swiss chard	*	-	-	-	-	-	-	-
Root crops	35	*	*	160	*	-	-	-
Beetroot	-	-	-	-	-	-	-	-
Carrot	*	-	-	-	-	-	-	-
Onion	*	*	-	*	*	-	-	-
Potatoes	*	-	-	-	-	-	-	-
Garlic	-	-	-	-	-	-	-	-
Taro 'Godere'	2	*	*	*	*	-	-	-
Sweet potatoes	33	*	*	94	*	-	-	-
Other Temporary	4	1	*	216	1	-	-	-
Permanent crops	36	4		636	4			
Avocado	-	-	-	-	-	-	-	-
Bananas	4	-	-	-	-	-	-	-
Guava	2	*	*	*	*	-	-	-
Lemons	*	*	*	*	*	-	-	-
Mangoes	10	2		430	2			
Oranges	*	*		*	*			
Papayas	7	1		404	1			
Pineapples	*	*		*	*			
Chat	*	*		*	*			
Coffee	*	*		*	*			
Hops / 'Geshe'	*	*		*	*			
Enset	-	-		-	-			
Sugar cane	*	*		*	*			
Other permanent	*	*		*	*			

(Table 1.6.4 cont'd.)

Pawe Special

[illegible]

(Table 1.6.4 Cont'd.)

Pawe Special

Crop type	IMPROVED SEED			PESTICIDE		IRRIGATION		EXTENSION PACKAGE	
	Holder	Hectare	Quintal	Holder	Hectare	Holder	Hectare	Holder	Hectare
All	332	131	69	395	241	403	41	1,323	859
Cereals	278	95	33	364	230	131	*	1,168	639
Teff	-	-	-	-	-	-	-	-	-
Barley	-	-	-	-	-	-	-	-	-
Wheat	-	-	-	-	-	-	-	-	-
Maize	239	80	23	*	*	118	*	806	212
Sorghum	*	*	*	*	*	-	-	*	*
Finger millet	*	*	-	304	203	*	*	541	351
Oats / 'Aja'	-	-	-	-	-	-	-	-	-
Rice	*	*	*	*	*	-	-	145	*
Pulses	67	36	*	-	-	-	-	108	56
Horse / Faba beans	-	-	-	-	-	-	-	-	-
Field Peas	-	-	-	-	-	-	-	-	-
Haricot beans	-	-	-	-	-	-	-	-	-
Chick peas	-	-	-	-	-	-	-	*	*
Lentils	-	-	-	-	-	-	-	-	-
Vetch / Grass peas	-	-	-	-	-	-	-	-	-
Soya beans	67	36	*	-	-	-	-	108	*
Fenugreek	-	-	-	-	-	-	-	-	-
Gibto	-	-	-	-	-	-	-	-	-
Oilseeds	-	-	-	*	*	-	-	435	156
Neug	-	-	-	-	-	-	-	*	*
Linseed	-	-	-	-	-	-	-	-	-
Groundnuts	-	-	-	*	*	-	-	203	*
Safflower	-	-	-	-	-	-	-	*	*
Sesame	-	-	-	*	*	-	-	221	59
Rapeseed	-	-	-	-	-	-	-	-	-
Vegetables	-	-	-	-	-	*	*	171	*
Lettuce	-	-	-	-	-	-	-	-	-
Head cabbage	-	-	-	-	-	-	-	-	-
Ethiopian cabbage	-	-	-	-	-	*	*	-	-
Tomatoes	-	-	-	-	-	-	-	-	-
Green peppers	-	-	-	-	-	-	-	*	*
Red peppers	-	-	-	-	-	*	*	158	*
Swiss chard	-	-	-	-	-	-	-	-	-
Root crops	-	-	-	-	-	*	*	*	*
Beetroot	-	-	-	-	-	-	-	-	-
Carrot	-	-	-	-	-	-	-	-	-
Onion	-	-	-	-	-	-	-	*	*
Potatoes	-	-	-	-	-	-	-	-	-
Garlic	-	-	-	-	-	-	-	-	-
Taro 'Godere'	-	-	-	-	-	-	-	*	*
Sweet potatoes	-	-	-	-	-	*	*	*	*
Other Temporary	-	-	-	-	-	*	*	-	-
Permanent crops				*	*	324	*	166	*
Avocado				-	-	-	-	-	-
Bananas				-	-	105	*	*	*
Guava				-	-	115	*	*	*
Lemons				-	-	*	*	-	-
Mangoes				*	*	193	1	94	*
Oranges				-	-	*	*	-	-
Papayas				-	-	154	1	*	*
Pineapples				-	-	-	-	-	-
Chat				*	*	-	-	*	*
Coffee	-	-	-	-	-	*	*	-	-
Hops / 'Gesho'				-	-	*	*	-	-
Enset				-	-	-	-	-	-
Sugar cane				-	-	*	*	*	*
Other permanent				-	-	-	-	-	-

Table1.6.5 Number of Holders, Inputs Applied Area and Quantity of Inputs used

Mao Komo

Crop type	All Crop Area	All Fertilizers		Natural		DAP		
		Hectare	Quintal	Holder	Hectare	Holder	Hectare	Quintal
All	9,188	466	*	2,796	433	*	*	-
Cereals	6,169	309	*	1,846	277	*	*	-
Teff	375	*	-	*	*	-	-	-
Barley	51	*	-	*	*	-	-	-
Wheat	99	*	-	*	*	-	-	-
Maize	2,242	250	*	1,764	218	*	*	-
Sorghum	2,462	*	-	296	*	-	-	-
Finger millet	936	*	-	*	*	-	-	-
Oats / 'Aja'	*	-	-	-	-	-	-	-
Rice	*	*	-	*	*	-	-	-
Pulses	383	2	*	182	1	-	-	-
Horse / Faba beans	45	*	-	*	*	-	-	-
Field Peas	6	-	-	-	-	-	-	-
Haricot beans	272	*	*	124	*	-	-	-
Chick peas	*	-	-	-	-	-	-	-
Lentils	-	-	-	-	-	-	-	-
Vetch / Grass peas	-	-	-	-	-	-	-	-
Soya beans	10	*	*	-	-	-	-	-
Fenugreek	4	*	-	*	*	-	-	-
Gibto	-	-	-	-	-	-	-	-
Oilseeds	1,733	*	-	207	*	-	-	-
Neug	841	*	-	*	*	-	-	-
Linseed	94	*	-	*	*	-	-	-
Groundnuts	46	*	-	*	*	-	-	-
Safflower	*	-	-	-	-	-	-	-
Sesame	747	*	-	*	*	-	-	-
Rapeseed	5	*	-	*	*	-	-	-
Vegetables	40	5	-	663	5	-	-	-
Lettuce	-	-	-	-	-	-	-	-
Head cabbage	*	*	-	*	*	-	-	-
Ethiopian cabbage	9	*	-	126	*	-	-	-
Tomatoes	*	-	-	-	-	-	-	-
Green peppers	8	2	-	421	2	-	-	-
Red peppers	21	*	-	*	*	-	-	-
Swiss chard	-	-	-	-	-	-	-	-
Root crops	110	12	-	974	12	-	-	-
Beetroot	*	-	-	-	-	-	-	-
Carrot	*	*	-	*	*	-	-	-
Onion	12	*	-	*	*	-	-	-
Potatoes	*	*	-	*	*	-	-	-
Garlic	*	-	-	-	-	-	-	-
Taro 'Godere'	9	1	-	388	1	-	-	-
Sweet potatoes	84	11	-	593	11	-	-	-
Other Temporary	167	25	*	1,154	25	-	-	-
Permanent crops	586	56		1,302	56			
Avocado	*	-		-	-			
Bananas	63	1		337	1			
Guava	-	-		-	-			
Lemons	*	*		*	*			
Mangoes	35	*		250	*			
Oranges	15	*		318	*			
Papayas	2	*		*	*			
Pineapples	*	-		-	-			
Chat	124	20		552	20			
Coffee	334	23		646	23			
Hops / 'Geshe'	*	-		-	-			
Enset	9	*		294	*			
Sugar cane	*	*		*	*			
Other permanent	1	*		*	*			

(Table 1.6.5 cont'd.)

Mao Komo

[illegible]

(Table 1.6.5 Cont'd.)

Mao Komo

[illegible]

Table1.7 Number of Holders, Inputs Applied Area and Quantity of Inputs used

S.N.N.P. Region

Crop type	All Crop Area	All Fertilizers		Natural		DAP		
		Hectare	Quintal	Holder	Hectare	Holder	Hectare	Quintal
All	1,439,947	730,493	455,381	2,218,291	386,004	812,799	226,229	246,765
Cereals	785,304	373,647	337,198	955,941	89,877	719,589	185,366	182,440
Teff	194,962	88,635	62,876	44,409	5,637	252,401	57,999	41,608
Barley	76,438	42,571	33,635	197,180	16,062	205,484	23,507	28,578
Wheat	113,660	85,307	103,339	110,261	12,580	263,673	43,851	58,000
Maize	280,446	136,428	124,676	714,474	43,752	312,774	53,783	46,158
Sorghum	111,055	17,781	11,132	151,948	11,511	47,112	4,217	7,049
Finger millet	6,048	2,782	1,460	8,124	255	25,297	1,947	968
Oats / 'Aja'	486	*	78	2,359	*	4,385	*	78
Rice	*	*	*	*	*	*	*	*
Pulses	171,584	52,715	34,570	621,933	25,888	264,577	22,285	21,992
Horse / Faba beans	59,707	19,067	9,225	304,367	10,792	100,467	6,787	7,187
Field Peas	40,570	9,471	6,019	95,850	4,197	62,122	4,871	5,285
Haricot beans	61,000	22,450	19,007	314,181	9,570	133,934	10,350	9,309
Chick peas	8,052	953	*	15,269	834	*	*	*
Lentils	996	234	59	5,966	93	3,855	104	46
Vetch / Grass peas	663	259	*	2,836	223	-	-	-
Soya beans	204	41	*	3,239	*	*	*	*
Fenugreek	313	163	*	13,695	78	2,261	*	*
Gibto	*	*	-	*	*	-	-	-
Oilseeds	7,491	1,288	541	39,443	849	10,728	*	469
Neug	1,310	*	-	*	*	-	-	-
Linseed	2,427	484	240	11,729	154	8,035	*	*
Groundnuts	770	*	-	2,612	*	-	-	-
Safflower	166	*	*	2,440	*	*	*	*
Sesame	2,232	*	-	*	*	-	-	-
Rapeseed	585	413	300	22,780	303	2,565	*	*
Vegetables	50,637	40,639	43,830	1,454,448	20,693	97,661	9,132	17,627
Lettuce	21	15	*	15,018	13	*	*	*
Head cabbage	669	491	*	128,258	434	4,474	50	*
Ethiopian cabbage	19,646	16,898	1,775	1,390,327	16,426	34,695	418	1,271
Tomatoes	561	204	*	24,291	162	*	*	*
Green peppers	1,315	766	*	140,191	643	4,544	*	*
Red peppers	28,382	22,228	41,581	73,209	2,979	57,816	8,510	15,909
Swiss chard	43	37	-	37,731	37	-	-	-
Root crops	42,016	21,579	9,439	817,795	18,239	88,984	2,863	8,683
Beetroot	380	261	*	109,484	234	3,370	17	*
Carrot	187	138	*	51,767	116	2,728	*	*
Onion	763	371	*	78,460	364	1,110	*	*
Potatoes	7,491	6,556	8,598	157,830	3,656	69,600	2,543	8,007
Garlic	449	383	*	77,693	359	3,323	*	*
Taro 'Godere'	22,387	9,387	287	412,228	9,218	3,960	97	196
Sweet potatoes	10,359	4,483	335	219,153	4,292	9,673	157	*
Other Temporary	29,031	13,737	3,174	769,985	13,025	18,460	381	1,346
Permanent crops	353,885	226,888		2,043,814	217,433			
Avocado	3,418	2,204		350,505	2,144			
Bananas	17,804	5,687		466,185	5,061			
Guava	217	63		19,768	62			
Lemons	217	68		18,156	66			
Mangoes	1,557	464		101,058	458			
Oranges	602	353		76,130	346			
Papayas	1,057	430		103,759	424			
Pineapples	27	*		*	*			
Chat	25,090	15,356		409,008	13,160			
Coffee	97,185	41,320		1,003,357	36,382			
Hops / 'Geshe'	1,555	803		131,649	756			
Enset	196,066	155,750		1,885,745	154,634			
Sugar cane	6,574	3,129		221,140	2,737			
Other permanent	2,517	1,245		206,308	1,191			

(Table 1.7.cont'd.)

S.N.N.P. Region

Crop type	UREA			UREA + DAP			INDIGENOUS SEED		
	Holder	Hectare	Quintal	Holder	Hectare	Quintal	Holder	Hectare	Quintal
All	57,727	8,547	8,434	368,708	109,712	200,182	2,836,600	1,368,290	681,331
Cereals	35,255	5,270	4,318	339,635	93,132	150,439	2,242,345	717,854	545,601
Teff	11,436	2,900	1,510	104,985	22,099	19,758	780,730	190,675	98,068
Barley	2,010	*	*	36,709	2,911	4,985	666,615	75,736	109,492
Wheat	6,585	771	550	123,949	28,105	44,789	609,931	108,162	199,066
Maize	18,012	1,456	2,071	183,387	37,437	76,448	1,380,851	223,740	104,357
Sorghum	1,337	*	*	23,985	2,004	3,968	671,680	110,804	29,070
Finger millet	*	*	*	6,073	577	491	70,851	6,048	2,910
Oats / 'Aja'	-	-	-	-	-	-	12,289	486	479
Rice	-	-	-	-	-	-	8,033	*	*
Pulses	10,784	432	544	71,458	4,109	12,035	1,535,778	171,034	133,912
Horse / Faba beans	1,408	*	*	15,908	1,456	2,003	728,744	59,555	61,228
Field Peas	1,482	47	*	6,080	355	658	374,572	40,570	30,625
Haricot beans	6,997	308	*	49,542	2,222	9,323	842,549	60,627	37,683
Chick peas	*	*	*	*	*	*	53,057	8,028	3,213
Lentils	*	*	*	*	*	*	24,487	994	580
Vetch / Grass peas	-	-	-	*	*	*	7,745	663	424
Soya beans	-	-	-	-	-	-	7,625	204	54
Fenugreek	-	-	-	*	*	*	25,402	313	96
Gibto	-	-	-	-	-	-	*	*	*
Oilseeds	*	*	*	1,813	54	*	138,490	7,216	1,819
Neug	-	-	-	-	-	-	5,391	1,084	161
Linseed	*	*	*	*	*	*	74,114	2,421	1,046
Groundnuts	-	-	-	-	-	-	12,788	765	237
Safflower	-	-	-	-	-	-	9,357	154	23
Sesame	-	-	-	-	-	-	9,126	2,219	*
Rapeseed	*	*	*	*	*	*	33,962	572	118
Vegetables	17,933	1,751	2,210	63,295	9,062	23,993	1,845,117	50,304	-
Lettuce	-	-	-	-	-	-	11,072	17	-
Head cabbage	*	*	*	*	*	*	146,088	623	-
Ethiopian cabbage	3,458	*	*	*	*	*	1,692,362	19,460	-
Tomatoes	*	*	*	*	*	*	41,285	560	-
Green peppers	-	-	-	-	-	-	211,841	1,312	-
Red peppers	14,735	1,726	2,037	58,654	9,013	23,635	259,301	28,300	-
Swiss chard	-	-	-	-	-	-	30,688	33	-
Root crops	2,582	*	*	10,562	356	670	1,295,859	41,773	-
Beetroot	-	-	-	*	*	*	134,721	361	-
Carrot	-	-	-	*	*	*	56,297	171	-
Onion	-	-	-	*	*	*	124,500	755	-
Potatoes	*	*	*	6,928	307	566	263,577	7,477	-
Garlic	-	-	-	-	-	-	107,168	449	-
Taro 'Godere'	*	*	*	1,659	*	48	721,696	22,251	-
Sweet potatoes	*	*	*	*	*	*	407,494	10,309	-
Other Temporary	*	*	*	6,448	174	*	1,139,266	28,874	-
Permanent crops							2,603,771	351,235	
Avocado							539,407	3,384	
Bananas							840,771	17,781	
Guava							47,253	216	
Lemons							41,765	217	
Mangoes							218,050	1,550	
Oranges							140,161	601	
Papayas							224,760	1,038	
Pineapples							7,503	27	
Chat							608,257	25,013	
Coffee							1,499,578	95,086	
Hops / 'Gescho'							230,100	1,552	
Enset							2,316,242	195,792	
Sugar cane							402,460	6,553	
Other permanent							381,215	2,424	

(Table 1.7 Cont'd.)

S.N.N.P. Region

Crop type	IMPROVED SEED			PESTICIDE		IRRIGATION		EXTENSION PACKAGE	
	Holder	Hectare	Quintal	Holder	Hectare	Holder	Hectare	Holder	Hectare
All	353,955	70,070	32,503	531,115	172,232	69,537	24,125	239,161	70,127
Cereals	292,158	67,173	32,176	481,818	163,886	40,992	16,306	202,156	57,954
Teff	9,273	4,287	1,846	281,122	73,022	7,002	1,812	34,540	9,939
Barley	4,172	*	1,107	97,848	10,202	1,824	*	6,419	954
Wheat	29,490	5,499	10,623	261,208	63,961	*	*	28,248	5,249
Maize	261,528	56,610	18,593	29,761	5,123	36,475	12,333	159,935	40,834
Sorghum	*	*	*	33,459	8,146	8,092	2,073	16,159	978
Finger millet	-	-	-	18,695	1,969	*	*	-	-
Oats / 'Aja'	-	-	-	*	*	-	-	-	-
Rice	-	-	-	*	*	-	-	-	-
Pulses	8,344	539	317	16,414	1,809	14,437	1,323	64,076	4,928
Horse / Faba beans	*	*	*	7,232	890	*	*	9,267	602
Field Peas	-	-	-	5,563	571	*	*	*	*
Haricot beans	6,044	370	229	3,938	*	13,791	1,258	52,530	3,796
Chick peas	*	*	*	*	*	*	*	*	*
Lentils	*	*	*	*	*	-	-	*	*
Vetch / Grass peas	-	-	-	-	-	-	-	-	-
Soya beans	-	-	-	-	-	-	-	*	*
Fenugreek	-	-	-	*	*	-	-	-	-
Gibto	-	-	-	-	-	-	-	-	-
Oilseeds	*	*	*	6,394	*	*	*	*	*
Neug	-	-	-	-	-	-	-	-	-
Linseed	*	*	*	6,049	*	-	-	*	*
Groundnuts	-	-	-	-	-	*	*	-	-
Safflower	*	*	-	-	-	-	-	-	-
Sesame	*	*	*	-	-	*	*	-	-
Rapeseed	-	-	-	*	*	-	-	*	*
Vegetables	27,270	*	-	30,489	3,402	13,696	*	41,268	*
Lettuce	*	*	-	-	-	*	*	*	*
Head cabbage	15,769	45	-	1,119	*	*	*	5,416	*
Ethiopian cabbage	3,128	*	-	8,477	87	7,467	46	10,974	72
Tomatoes	*	*	-	2,023	*	4,237	*	*	*
Green peppers	*	*	-	*	*	*	*	2,368	*
Red peppers	*	*	-	19,452	3,241	*	*	*	*
Swiss chard	10,428	10	-	*	*	-	-	*	*
Root crops	29,171	162	-	16,488	589	9,054	*	25,795	641
Beetroot	10,514	18	-	*	*	1,274	1	4,712	*
Carrot	12,149	16	-	-	-	1,532	*	*	*
Onion	6,292	8	-	*	*	3,347	16	5,901	27
Potatoes	-	-	-	12,453	519	-	-	5,203	*
Garlic	-	-	-	*	*	*	*	*	*
Taro 'Godere'	*	*	-	1,943	30	*	*	*	*
Sweet potatoes	*	*	-	*	*	*	*	*	*
Other Temporary	2,762	14	-	1,520	*	12,655	705	12,533	256
Permanent crops				47,183	2,122	42,425	5,077	47,708	3,447
Avocado				2,699	*	5,859	28	6,292	*
Bananas				4,705	*	23,462	*	11,231	150
Guava				*	*	*	*	*	*
Lemons				*	*	2,108	*	-	-
Mangoes				*	*	6,871	*	2,642	*
Oranges				*	*	1,546	*	*	*
Papayas				*	*	5,295	*	*	*
Pineapples				-	-	-	-	-	-
Chat				17,736	754	2,595	87	5,281	*
Coffee	27,774	1,726	-	14,128	*	17,547	883	30,819	1,799
Hops / 'Gescho'				*	*	*	*	*	*
Enset				6,493	286	18,536	982		
Sugar cane				*	*	3,368	66	3,887	*
Other permanent				1,639	*	10,621	49	2,700	*

Table1.7.1 Number of Holders, Inputs Applied Area and Quantity of Inputs used

Gurage

Crop type	All Crop Area	All Fertilizers		Natural		DAP		
		Hectare	Quintal	Holder	Hectare	Holder	Hectare	Quintal
All	144,593	99,006	68,729	296,825	54,578	131,347	23,785	34,638
Cereals	84,057	49,883	54,560	150,683	11,078	123,343	22,010	29,453
Teff	19,129	13,404	11,305	3,219	*	19,089	4,902	3,520
Barley	13,871	12,667	17,346	41,219	1,338	83,813	10,166	15,283
Wheat	16,594	7,834	12,743	21,182	629	60,873	4,918	7,969
Maize	28,385	15,134	12,657	105,661	7,998	11,395	1,816	*
Sorghum	5,929	746	*	10,666	*	*	*	*
Finger millet	-	-	-	-	-	-	-	-
Oats / 'Aja'	*	*	*	*	*	*	*	*
Rice	*	-	-	-	-	-	-	-
Pulses	10,265	3,849	2,362	90,712	2,637	20,365	751	1,127
Horse / Faba beans	3,759	2,334	*	72,096	1,936	10,167	*	*
Field Peas	1,005	567	619	9,764	196	10,048	283	432
Haricot beans	*	*	*	19,437	*	*	*	*
Chick peas	*	*	*	1,809	*	*	*	*
Lentils	*	*	*	*	*	*	*	*
Vetch / Grass peas	*	*	-	*	*	-	-	-
Soya beans	*	*	-	*	*	-	-	-
Fenugreek	-	-	-	-	-	-	-	-
Gibto	-	-	-	-	-	-	-	-
Oilseeds	1,404	*	*	12,781	*	1,870	*	*
Neug	1,242	*	-	*	*	-	-	-
Linseed	72	*	*	*	*	1,870	*	*
Groundnuts	*	*	-	*	*	-	-	-
Safflower	*	*	-	*	*	-	-	-
Sesame	*	*	-	*	*	-	-	-
Rapeseed	*	*	*	9,489	*	-	-	-
Vegetables	7,827	6,166	*	240,126	2,670	3,123	*	*
Lettuce	*	*	-	*	*	-	-	-
Head cabbage	129	126	*	49,512	113	*	*	*
Ethiopian cabbage	2,061	2,003	*	228,791	1,985	*	*	*
Tomatoes	*	*	-	*	*	-	-	-
Green peppers	31	31	-	18,996	31	-	-	-
Red peppers	5,571	3,974	*	12,288	509	*	*	*
Swiss chard	24	23	-	29,548	23	-	-	-
Root crops	2,123	2,029	*	122,220	1,473	25,989	550	*
Beetroot	12	11	*	17,100	11	*	*	*
Carrot	33	31	*	24,750	30	*	*	*
Onion	11	10	-	15,043	10	-	-	-
Potatoes	983	927	*	29,099	400	22,573	528	*
Garlic	*	*	*	34,523	*	1,908	*	*
Taro 'Godere'	801	778	*	48,198	773	-	-	-
Sweet potatoes	*	*	*	3,674	*	*	*	*
Other Temporary	748	587	*	61,880	464	2,398	*	*
Permanent crops	38,169	36,101		261,015	35,917			
Avocado	184	159		38,569	158			
Bananas	216	145		27,856	135			
Guava	*	*		4,332	*			
Lemons	*	*		5,210	*			
Mangoes	26	18		7,666	18			
Oranges	249	190		34,876	190			
Papayas	94	69		25,277	69			
Pineapples	*	-		-	-			
Chat	3,951	3,085		95,708	3,051			
Coffee	3,561	3,294		106,241	3,233			
Hops / 'Geshe'	*	*		48,777	*			
Enset	28,972	28,360		249,441	28,339			
Sugar cane	69	67		18,759	66			
Other permanent	266	238		55,381	184			

(Table 1.7.1 cont'd.)

Gurage

Crop type	UREA			UREA + DAP			INDIGENOUS SEED		
	Holder	Hectare	Quintal	Holder	Hectare	Quintal	Holder	Hectare	Quintal
All	16,486	3,450	2,648	57,659	17,193	31,442	315,511	133,488	88,115
Cereals	9,012	*	*	52,350	14,776	24,036	268,879	73,684	77,984
Teff	*	*	*	17,030	6,265	6,897	52,456	15,936	6,151
Barley	-	-	-	11,810	1,163	2,062	127,367	13,871	26,368
Wheat	1,365	*	*	20,256	2,158	4,699	119,366	15,646	33,637
Maize	*	*	*	18,048	5,090	10,060	140,873	22,158	10,429
Sorghum	*	*	*	*	*	*	41,690	5,924	1,299
Finger millet	-	-	-	-	-	-	-	-	-
Oats / 'Aja'	-	-	-	-	-	-	3,217	*	*
Rice	-	-	-	-	-	-	*	*	*
Pulses	*	*	*	*	*	*	136,910	10,239	9,916
Horse / Faba beans	-	-	-	*	*	*	98,193	3,759	4,690
Field Peas	-	-	-	*	*	*	25,871	1,005	1,343
Haricot beans	-	-	-	*	*	*	42,364	*	*
Chick peas	*	*	*	-	-	-	10,986	*	*
Lentils	-	-	-	-	-	-	2,278	*	*
Vetch / Grass peas	-	-	-	-	-	-	*	*	*
Soya beans	-	-	-	-	-	-	*	*	*
Fenugreek	-	-	-	-	-	-	-	-	-
Gibto	-	-	-	-	-	-	-	-	-
Oilseeds	*	*	*	-	-	-	21,014	1,182	215
Neug	-	-	-	-	-	-	4,758	1,027	136
Linseed	-	-	-	-	-	-	5,469	65	*
Groundnuts	-	-	-	-	-	-	*	*	*
Safflower	-	-	-	-	-	-	*	*	*
Sesame	-	-	-	-	-	-	*	*	*
Rapeseed	*	*	*	-	-	-	10,244	*	42
Vegetables	8,937	1,379	1,455	*	*	*	257,800	7,678	-
Lettuce	-	-	-	-	-	-	*	*	-
Head cabbage	-	-	-	-	-	-	42,584	100	-
Ethiopian cabbage	*	*	*	-	-	-	237,521	2,038	-
Tomatoes	-	-	-	-	-	-	*	*	-
Green peppers	-	-	-	-	-	-	18,719	29	-
Red peppers	8,937	1,376	1,453	*	*	*	43,918	5,492	-
Swiss chard	-	-	-	-	-	-	21,100	15	-
Root crops	*	*	*	*	*	*	133,063	2,105	-
Beetroot	-	-	-	-	-	-	12,574	7	-
Carrot	-	-	-	-	-	-	20,265	25	-
Onion	-	-	-	-	-	-	12,561	9	-
Potatoes	-	-	-	-	-	-	50,906	983	-
Garlic	-	-	-	-	-	-	38,534	*	-
Taro 'Godere'	-	-	-	*	*	*	49,964	799	-
Sweet potatoes	*	*	*	-	-	-	3,674	*	-
Other Temporary	-	-	-	*	*	*	79,000	736	-
Permanent crops							269,164	37,863	
Avocado							43,978	169	
Bananas							35,268	214	
Guava							7,585	*	
Lemons							6,897	*	
Mangoes							7,953	21	
Oranges							43,956	249	
Papayas							29,518	79	
Pineapples							*	*	
Chat							104,871	3,951	
Coffee							105,883	3,519	
Hops / 'Geshe'							56,270	*	
Enset							254,680	28,818	
Sugar cane							19,394	69	
Other permanent							69,346	195	

(Table 1.7.1 Cont'd.)

Gurage

Crop type	IMPROVED SEED			PESTICIDE		IRRIGATION		EXTENSION PACKAGE	
	Holder	Hectare	Quintal	Holder	Hectare	Holder	Hectare	Holder	Hectare
All	54,273	10,594	5,226	65,021	20,345	*	*	32,092	10,641
Cereals	26,632	10,359	5,217	54,406	19,016	*	*	23,738	10,345
Teff	*	*	*	16,629	4,418	-	-	*	*
Barley	-	-	-	20,215	2,092	*	*	*	*
Wheat	4,933	949	*	37,352	11,213	-	-	2,738	*
Maize	21,820	6,218	1,605	*	*	*	*	15,400	4,422
Sorghum	-	-	-	*	*	-	-	*	*
Finger millet	-	-	-	-	-	-	-	-	-
Oats / 'Aja'	-	-	-	-	-	-	-	-	-
Rice	-	-	-	-	-	-	-	-	-
Pulses	*	*	*	*	*	*	*	*	*
Horse / Faba beans	-	-	-	*	*	-	-	*	*
Field Peas	-	-	-	*	*	-	-	-	-
Haricot beans	-	-	-	-	-	*	*	*	*
Chick peas	*	*	*	-	-	*	*	-	-
Lentils	*	*	*	-	-	-	-	*	*
Vetch / Grass peas	-	-	-	-	-	-	-	-	-
Soya beans	-	-	-	-	-	-	-	-	-
Fenugreek	-	-	-	-	-	-	-	-	-
Gibto	-	-	-	-	-	-	-	-	-
Oilseeds	*	*	*	-	-	-	-	*	*
Neug	-	-	-	-	-	-	-	-	-
Linseed	*	*	*	-	-	-	-	*	*
Groundnuts	-	-	-	-	-	-	-	-	-
Safflower	-	-	-	-	-	-	-	-	-
Sesame	-	-	-	-	-	-	-	-	-
Rapeseed	-	-	-	-	-	-	-	-	-
Vegetables	21,580	96	-	7,399	*	*	*	8,714	*
Lettuce	*	*	-	-	-	*	*	*	*
Head cabbage	12,108	*	-	*	*	*	*	4,213	*
Ethiopian cabbage	*	*	-	1,315	*	*	*	1,800	*
Tomatoes	*	*	-	-	-	-	-	-	-
Green peppers	*	*	-	*	*	-	-	*	*
Red peppers	*	*	-	*	*	-	-	*	*
Swiss chard	9,440	9	-	-	-	-	-	*	*
Root crops	14,043	17	-	*	*	*	*	9,045	*
Beetroot	5,497	4	-	-	-	*	*	*	*
Carrot	7,856	*	-	-	-	*	*	*	*
Onion	4,224	2	-	-	-	*	*	4,123	2
Potatoes	-	-	-	*	*	-	-	*	*
Garlic	-	-	-	*	*	*	*	*	*
Taro 'Godere'	*	*	-	*	*	-	-	-	-
Sweet potatoes	*	*	-	-	-	-	-	-	-
Other Temporary	*	*	-	-	-	*	*	*	*
Permanent crops				5,800	*	*	*	2,138	*
Avocado				*	*	*	*	-	-
Bananas				-	-	*	*	-	-
Guava				-	-	-	-	-	-
Lemons				*	*	-	-	-	-
Mangoes				-	-	-	-	-	-
Oranges				-	-	*	*	-	-
Papayas				*	*	*	*	-	-
Pineapples				-	-	-	-	-	-
Chat				*	*	-	-	*	*
Coffee	*	*	-	-	-	*	*	*	*
Hops / 'Geshe'				*	*	*	*	*	*
Enset				2,627	*	*	*		
Sugar cane				-	-	-	-	-	-
Other permanent				*	*	*	*	*	*

Table1.7.2 Number of Holders, Inputs Applied Area and Quantity of Inputs used

Hadiya

Crop type	All Crop Area	All Fertilizers		Natural		DAP		
		Hectare	Quintal	Holder	Hectare	Holder	Hectare	Quintal
All	142,899	123,156	106,903	232,009	35,487	158,732	55,532	60,710
Cereals	102,064	87,531	89,366	119,967	10,063	144,587	47,611	48,941
Teff	29,389	26,947	22,124	9,214	779	72,765	18,306	15,390
Barley	4,681	4,548	5,316	6,818	157	35,680	3,376	3,907
Wheat	34,339	34,067	52,185	3,659	*	69,177	16,502	23,268
Maize	23,931	19,526	8,809	106,576	7,328	60,524	8,679	5,919
Sorghum	9,097	1,943	*	22,456	1,296	6,513	418	*
Finger millet	*	*	*	2,321	*	*	*	*
Oats / 'Aja'	-	-	-	-	-	-	-	-
Rice	*	-	-	-	-	-	-	-
Pulses	9,768	8,878	8,164	49,800	1,806	57,261	5,685	6,028
Horse / Faba beans	5,027	4,785	4,948	14,435	*	35,288	3,451	3,731
Field Peas	2,089	2,001	1,683	4,482	*	15,884	1,743	1,588
Haricot beans	2,281	1,773	*	35,767	1,001	17,542	472	697
Chick peas	*	*	-	*	*	-	-	-
Lentils	*	*	*	1,704	*	*	*	*
Vetch / Grass peas	-	-	-	-	-	-	-	-
Soya beans	*	*	*	-	-	*	*	*
Fenugreek	*	*	*	*	*	*	*	*
Gibto	-	-	-	-	-	-	-	-
Oilseeds	*	157	*	5,592	110	2,010	*	*
Neug	-	-	-	-	-	-	-	-
Linseed	*	38	*	*	*	*	*	*
Groundnuts	-	-	-	-	-	-	-	-
Safflower	*	*	-	*	*	-	-	-
Sesame	-	-	-	-	-	-	-	-
Rapeseed	*	*	*	*	*	*	*	*
Vegetables	4,627	4,042	*	209,797	3,132	11,917	*	*
Lettuce	3	*	-	2,876	*	-	-	-
Head cabbage	69	64	*	22,832	62	*	*	*
Ethiopian cabbage	2,660	2,571	*	207,640	2,527	4,884	42	*
Tomatoes	119	91	*	12,846	71	*	*	-
Green peppers	45	45	*	10,159	45	*	*	*
Red peppers	*	*	*	8,513	*	*	*	*
Swiss chard	*	*	-	2,728	*	-	-	-
Root crops	1,062	952	737	88,383	519	17,059	*	*
Beetroot	120	97	*	43,925	97	*	*	*
Carrot	9	*	*	4,843	*	*	*	*
Onion	11	9	-	8,131	9	-	-	-
Potatoes	535	514	724	10,310	91	15,331	*	*
Garlic	*	*	-	*	*	-	-	-
Taro 'Godere'	315	259	*	29,346	257	*	*	*
Sweet potatoes	58	51	*	11,339	45	*	*	*
Other Temporary	1,684	1,478	217	123,373	1,382	5,556	92	191
Permanent crops	22,561	20,117		218,762	18,476			
Avocado	517	440		61,779	402			
Bananas	1,083	742		70,963	545			
Guava	*	*		1,985	*			
Lemons	*	*		2,829	*			
Mangoes	33	20		9,427	20			
Oranges	20	*		5,145	*			
Papayas	31	30		11,612	30			
Pineapples	-	-		-	-			
Chat	1,427	1,185		48,113	1,090			
Coffee	4,112	2,879		78,526	1,863			
Hops / 'Geshe'	100	88		25,798	66			
Enset	14,494	14,201		203,166	14,187			
Sugar cane	646	441		18,745	182			
Other permanent	64	54		25,769	54			

(Table 1.7.2 cont'd.)

Hadiya

Crop type	UREA			UREA + DAP			INDIGENOUS SEED		
	Holder	Hectare	Quintal	Holder	Hectare	Quintal	Holder	Hectare	Quintal
All	3,510	*	*	88,063	31,876	45,900	239,964	135,124	118,636
Cereals	1,374	*	*	86,241	29,823	40,391	224,656	94,397	106,682
Teff	-	-	-	42,826	7,862	6,734	120,142	28,973	13,315
Barley	*	*	*	13,344	1,012	1,407	57,245	4,677	9,474
Wheat	*	*	*	58,424	17,073	28,912	124,120	33,100	72,271
Maize	*	*	*	19,236	3,504	2,863	146,838	17,943	8,863
Sorghum	-	-	-	3,778	230	*	87,247	9,080	2,307
Finger millet	-	-	-	*	*	*	11,889	*	*
Oats / 'Aja'	-	-	-	-	-	-	-	-	-
Rice	-	-	-	-	-	-	-	-	-
Pulses	*	*	*	17,002	1,386	2,131	116,807	9,734	11,426
Horse / Faba beans	-	-	-	7,731	968	1,217	61,156	5,027	6,615
Field Peas	-	-	-	*	*	*	22,663	2,089	2,512
Haricot beans	*	*	*	*	*	*	58,207	2,248	2,117
Chick peas	-	-	-	-	-	-	4,457	*	*
Lentils	*	*	*	*	*	*	5,740	*	27
Vetch / Grass peas	-	-	-	-	-	-	-	-	-
Soya beans	-	-	-	-	-	-	*	*	*
Fenugreek	-	-	-	*	*	*	*	*	*
Gibto	-	-	-	-	-	-	-	-	-
Oilseeds	-	-	-	*	*	*	16,663	*	*
Neug	-	-	-	-	-	-	-	-	-
Linseed	-	-	-	*	*	*	11,393	*	*
Groundnuts	-	-	-	-	-	-	-	-	-
Safflower	-	-	-	-	-	-	*	*	*
Sesame	-	-	-	-	-	-	-	-	-
Rapeseed	-	-	-	*	*	*	*	*	*
Vegetables	*	*	*	*	*	*	217,597	4,622	-
Lettuce	-	-	-	-	-	-	3,575	3	-
Head cabbage	-	-	-	*	*	*	26,603	68	-
Ethiopian cabbage	-	-	-	*	*	*	214,363	2,655	-
Tomatoes	-	-	-	*	*	*	18,062	119	-
Green peppers	-	-	-	-	-	-	10,875	45	-
Red peppers	*	*	*	*	*	*	19,735	*	-
Swiss chard	-	-	-	-	-	-	2,728	*	-
Root crops	-	-	-	*	*	*	107,887	1,061	-
Beetroot	-	-	-	-	-	-	55,906	119	-
Carrot	-	-	-	-	-	-	7,687	9	-
Onion	-	-	-	-	-	-	8,790	10	-
Potatoes	-	-	-	*	*	*	28,851	535	-
Garlic	-	-	-	-	-	-	5,765	*	-
Taro 'Godere'	-	-	-	-	-	-	33,099	315	-
Sweet potatoes	-	-	-	-	-	-	13,688	58	-
Other Temporary	-	-	-	*	*	*	137,217	1,680	-
Permanent crops							221,237	22,509	
Avocado							79,945	514	
Bananas							92,646	1,083	
Guava							3,477	*	
Lemons							3,878	*	
Mangoes							13,629	33	
Oranges							6,924	20	
Papayas							13,624	31	
Pineapples							-	-	
Chat							58,861	1,427	
Coffee							99,312	4,106	
Hops / 'Geshe'							30,603	100	
Enset							205,612	14,455	
Sugar cane							30,176	646	
Other permanent							35,331	62	

(Table 1.7.2 Cont'd.)

Hadiya

Crop type	IMPROVED SEED			PESTICIDE		IRRIGATION		EXTENSION PACKAGE	
	Holder	Hectare	Quintal	Holder	Hectare	Holder	Hectare	Holder	Hectare
All	37,666	7,703	4,214	159,925	58,148	1,369	*	21,946	*
Cereals	36,635	7,660	4,210	157,221	56,638	*	*	21,168	*
Teff	*	*	*	94,079	24,554	-	-	*	*
Barley	-	-	-	30,594	2,981	-	-	-	-
Wheat	3,727	1,239	2,247	102,023	27,936	-	-	2,794	422
Maize	32,223	*	1,828	6,870	802	*	*	*	*
Sorghum	*	*	-	*	*	-	-	*	*
Finger millet	-	-	-	*	*	-	-	-	-
Oats / 'Aja'	-	-	-	-	-	-	-	-	-
Rice	-	-	-	-	-	-	-	-	-
Pulses	*	*	*	5,406	663	-	-	*	*
Horse / Faba beans	-	-	-	2,025	363	-	-	-	-
Field Peas	-	-	-	*	*	-	-	-	-
Haricot beans	*	*	*	*	*	-	-	*	*
Chick peas	-	-	-	-	-	-	-	-	-
Lentils	-	-	-	*	*	-	-	-	-
Vetch / Grass peas	-	-	-	-	-	-	-	-	-
Soya beans	-	-	-	-	-	-	-	-	-
Fenugreek	-	-	-	-	-	-	-	-	-
Gibto	-	-	-	-	-	-	-	-	-
Oilseeds	-	-	-	*	*	-	-	*	*
Neug	-	-	-	-	-	-	-	-	-
Linseed	-	-	-	*	*	-	-	-	-
Groundnuts	-	-	-	-	-	-	-	-	-
Safflower	-	-	-	-	-	-	-	-	-
Sesame	-	-	-	-	-	-	-	-	-
Rapeseed	-	-	-	*	*	-	-	*	*
Vegetables	*	*	-	*	*	*	*	*	*
Lettuce	-	-	-	-	-	-	-	-	-
Head cabbage	*	*	-	-	-	*	*	-	-
Ethiopian cabbage	*	*	-	*	*	-	-	*	*
Tomatoes	-	-	-	*	*	*	*	-	-
Green peppers	-	-	-	-	-	-	-	-	-
Red peppers	-	-	-	*	*	-	-	-	-
Swiss chard	-	-	-	-	-	-	-	-	-
Root crops	*	*	-	*	*	*	*	*	*
Beetroot	-	-	-	-	-	-	-	*	*
Carrot	*	*	-	-	-	*	*	-	-
Onion	*	*	-	-	-	*	*	-	-
Potatoes	-	-	-	*	*	-	-	-	-
Garlic	-	-	-	-	-	-	-	-	-
Taro 'Godere'	-	-	-	-	-	-	-	*	*
Sweet potatoes	-	-	-	*	*	-	-	-	-
Other Temporary	-	-	-	*	*	*	*	*	*
Permanent crops				10,804	302	*	*	2,759	*
Avocado				*	*	-	-	-	-
Bananas				*	*	-	-	*	*
Guava				-	-	-	-	-	-
Lemons				-	-	-	-	-	-
Mangoes				-	-	-	-	-	-
Oranges				-	-	-	-	-	-
Papayas				-	-	-	-	-	-
Pineapples				-	-	-	-	-	-
Chat				*	*	-	-	*	*
Coffee	*	*	-	*	*	*	*	*	*
Hops / 'Gesho'				*	*	-	-	-	-
Enset				*	*	-	-	-	-
Sugar cane				-	-	-	-	-	-
Other permanent				*	*	-	-	-	-

Table1.7.3 Number of Holders, Inputs Applied Area and Quantity of Inputs used

Kembata-Tembaro

Crop type	All Crop Area	All Fertilizers		Natural		DAP		
		Hectare	Quintal	Holder	Hectare	Holder	Hectare	Quintal
All	50,242	44,565	28,137	105,960	18,491	70,194	16,352	16,213
Cereals	27,686	24,761	21,363	50,700	2,935	62,842	13,269	11,661
Teff	8,413	8,181	5,537	3,436	*	34,641	5,198	3,372
Barley	901	815	633	5,844	130	7,069	*	*
Wheat	9,281	9,161	11,281	4,544	247	22,319	4,352	5,401
Maize	5,697	5,195	3,298	37,009	1,389	21,000	2,844	2,046
Sorghum	3,140	1,195	476	19,436	856	4,369	275	*
Finger millet	244	204	133	2,168	52	2,983	141	124
Oats / 'Aja'	*	*	*	*	*	*	*	*
Rice	*	*	*	*	*	*	*	*
Pulses	4,846	4,172	2,996	38,532	1,604	23,982	2,069	2,308
Horse / Faba beans	3,029	2,796	2,046	25,286	892	18,956	1,557	1,612
Field Peas	863	680	636	8,504	281	6,819	283	473
Haricot beans	838	658	311	18,317	397	4,662	230	223
Chick peas	33	*	-	1,380	*	-	-	-
Lentils	*	-	-	-	-	-	-	-
Vetch / Grass peas	-	-	-	-	-	-	-	-
Soya beans	*	*	-	*	*	-	-	-
Fenugreek	*	*	*	*	*	-	-	-
Gibto	-	-	-	-	-	-	-	-
Oilseeds	*	*	*	*	*	1,820	*	*
Neug	-	-	-	-	-	-	-	-
Linseed	*	*	*	-	-	1,820	*	*
Groundnuts	-	-	-	-	-	-	-	-
Safflower	-	-	-	-	-	-	-	-
Sesame	-	-	-	-	-	-	-	-
Rapeseed	*	*	*	*	*	-	-	-
Vegetables	1,326	1,225	*	83,368	1,019	3,069	*	*
Lettuce	-	-	-	-	-	-	-	-
Head cabbage	58	57	*	10,395	34	*	*	*
Ethiopian cabbage	861	833	*	80,394	828	1,069	5	*
Tomatoes	*	30	*	4,577	28	*	*	*
Green peppers	*	*	-	4,451	*	-	-	-
Red peppers	*	*	*	4,658	107	*	*	*
Swiss chard	*	*	-	*	*	-	-	-
Root crops	2,905	2,603	1,104	64,387	2,052	10,719	341	775
Beetroot	53	50	*	12,547	35	*	*	*
Carrot	*	*	*	4,545	*	*	*	*
Onion	*	*	*	2,403	4	*	*	*
Potatoes	552	538	926	11,658	153	8,458	270	674
Garlic	*	*	*	1,627	*	*	*	*
Taro 'Godere'	1,838	1,586	*	39,605	1,486	1,358	34	44
Sweet potatoes	377	365	*	24,387	349	*	*	*
Other Temporary	1,992	1,553	*	61,473	1,329	1,688	*	*
Permanent crops	11,133	10,010		104,344	9,544			
Avocado	400	309		52,220	298			
Bananas	1,054	754		51,152	602			
Guava	5	4		1,627	*			
Lemons	*	*		*	*			
Mangoes	91	69		16,598	65			
Oranges	36	34		6,432	29			
Papayas	26	22		4,702	22			
Pineapples	-	-		-	-			
Chat	502	474		11,187	463			
Coffee	2,734	2,285		65,458	2,050			
Hops / 'Geshe'	65	50		11,344	32			
Enset	5,784	5,689		98,331	5,675			
Sugar cane	378	283		20,241	267			
Other permanent	48	29		13,617	29			

(Table 1.7.3 cont'd.)

Kembata-Tembaro

Crop type	UREA			UREA + DAP			INDIGENOUS SEED		
	Holder	Hectare	Quintal	Holder	Hectare	Quintal	Holder	Hectare	Quintal
All	3,864	408	563	33,535	9,314	11,360	108,791	46,976	28,523
Cereals	1,591	118	149	32,410	8,438	9,554	94,442	24,579	24,134
Teff	623	*	*	16,986	2,670	2,151	51,586	8,348	3,274
Barley	-	-	-	4,055	235	254	16,235	855	1,563
Wheat	*	*	*	19,347	4,508	5,816	41,762	8,474	16,916
Maize	657	*	*	7,768	*	*	40,768	3,512	1,583
Sorghum	-	-	-	1,534	64	142	36,129	3,136	695
Finger millet	-	-	-	*	*	*	6,203	244	97
Oats / 'Aja'	-	-	-	-	-	-	*	*	*
Rice	-	-	-	-	-	-	*	*	*
Pulses	*	*	*	5,980	493	669	59,602	4,746	4,220
Horse / Faba beans	*	*	*	3,509	342	415	44,652	2,929	2,944
Field Peas	-	-	-	*	*	*	18,592	863	624
Haricot beans	-	-	-	2,000	31	88	24,899	838	627
Chick peas	-	-	-	-	-	-	1,566	33	14
Lentils	-	-	-	-	-	-	*	*	*
Vetch / Grass peas	-	-	-	-	-	-	-	-	-
Soya beans	-	-	-	-	-	-	*	*	*
Fenugreek	-	-	-	*	*	*	632	*	*
Gibto	-	-	-	-	-	-	-	-	-
Oilseeds	-	-	-	*	*	*	4,274	*	*
Neug	-	-	-	-	-	-	-	-	-
Linseed	-	-	-	*	*	*	3,354	*	*
Groundnuts	-	-	-	-	-	-	-	-	-
Safflower	-	-	-	-	-	-	-	-	-
Sesame	-	-	-	-	-	-	-	-	-
Rapeseed	-	-	-	*	*	*	920	*	*
Vegetables	630	*	*	*	*	*	84,931	1,322	-
Lettuce	-	-	-	-	-	-	-	-	-
Head cabbage	*	*	*	*	*	*	11,675	58	-
Ethiopian cabbage	-	-	-	-	-	-	81,952	857	-
Tomatoes	*	*	*	*	*	*	5,822	*	-
Green peppers	-	-	-	-	-	-	4,451	*	-
Red peppers	*	*	*	*	*	*	7,090	*	-
Swiss chard	-	-	-	-	-	-	*	*	-
Root crops	*	*	*	3,557	136	265	73,137	2,903	-
Beetroot	-	-	-	*	*	*	13,965	53	-
Carrot	-	-	-	*	*	*	5,982	*	-
Onion	-	-	-	-	-	-	3,010	*	-
Potatoes	*	*	*	2,920	111	247	22,315	552	-
Garlic	-	-	-	-	-	-	*	*	-
Taro 'Godere'	*	*	*	*	*	*	41,900	1,837	-
Sweet potatoes	*	*	*	-	-	-	25,009	376	-
Other Temporary	*	*	*	*	*	*	68,171	1,984	-
Permanent crops							106,431	11,088	
Avocado							61,171	399	
Bananas							62,285	1,050	
Guava							2,247	5	
Lemons							*	*	
Mangoes							21,365	91	
Oranges							8,535	36	
Papayas							5,566	26	
Pineapples							-	-	
Chat							12,513	502	
Coffee							70,608	2,706	
Hops / 'Geshe'							16,286	65	
Enset							100,232	5,782	
Sugar cane							25,272	378	
Other permanent							19,089	37	

(Table 1.7.3 Cont'd.)

Kembata-Tembaro

Crop type	IMPROVED SEED			PESTICIDE		IRRIGATION		EXTENSION PACKAGE	
	Holder	Hectare	Quintal	Holder	Hectare	Holder	Hectare	Holder	Hectare
All	26,354	3,169	2,667	52,683	12,117	994	*	19,245	4,206
Cereals	25,229	3,067	2,615	48,214	11,432	*	*	18,142	3,690
Teff	*	*	*	31,972	5,310	-	-	2,700	*
Barley	*	*	*	3,078	227	-	-	631	*
Wheat	4,109	807	1,772	28,167	5,547	-	-	4,562	897
Maize	22,069	2,149	730	*	*	*	*	14,369	2,229
Sorghum	-	-	-	924	*	*	*	*	*
Finger millet	-	-	-	*	*	*	*	-	-
Oats / 'Aja'	-	-	-	-	-	-	-	-	-
Rice	-	-	-	*	*	-	-	-	-
Pulses	*	*	*	2,040	188	-	-	4,703	*
Horse / Faba beans	*	*	*	1,407	114	-	-	*	*
Field Peas	-	-	-	*	*	-	-	1,100	*
Haricot beans	-	-	-	*	*	-	-	*	*
Chick peas	-	-	-	-	-	-	-	-	-
Lentils	-	-	-	-	-	-	-	-	-
Vetch / Grass peas	-	-	-	-	-	-	-	-	-
Soya beans	-	-	-	-	-	-	-	-	-
Fenugreek	-	-	-	-	-	-	-	-	-
Gibto	-	-	-	-	-	-	-	-	-
Oilseeds	-	-	-	*	*	-	-	-	-
Neug	-	-	-	-	-	-	-	-	-
Linseed	-	-	-	*	*	-	-	-	-
Groundnuts	-	-	-	-	-	-	-	-	-
Safflower	-	-	-	-	-	-	-	-	-
Sesame	-	-	-	-	-	-	-	-	-
Rapeseed	-	-	-	-	-	-	-	-	-
Vegetables	-	-	-	*	*	*	*	*	*
Lettuce	-	-	-	-	-	-	-	-	-
Head cabbage	-	-	-	*	*	-	-	*	*
Ethiopian cabbage	-	-	-	*	*	*	*	*	*
Tomatoes	-	-	-	*	*	-	-	*	*
Green peppers	-	-	-	-	-	-	-	-	-
Red peppers	-	-	-	*	*	-	-	*	*
Swiss chard	-	-	-	*	*	-	-	*	*
Root crops	*	*	-	5,849	192	*	*	*	*
Beetroot	-	-	-	*	*	*	*	*	*
Carrot	-	-	-	-	-	-	-	*	*
Onion	*	*	-	-	-	-	-	-	-
Potatoes	-	-	-	5,217	183	-	-	*	*
Garlic	-	-	-	*	*	*	*	-	-
Taro 'Godere'	-	-	-	*	*	-	-	-	-
Sweet potatoes	*	*	-	-	-	-	-	*	*
Other Temporary	*	*	-	*	*	-	-	1,415	*
Permanent crops				2,563	*	*	*	3,161	52
Avocado				-	-	-	-	*	*
Bananas				*	*	-	-	1,110	12
Guava				-	-	*	*	-	-
Lemons				-	-	-	-	-	-
Mangoes				-	-	-	-	-	-
Oranges				*	*	-	-	*	*
Papayas				-	-	-	-	-	-
Pineapples				-	-	-	-	-	-
Chat				*	*	-	-	-	-
Coffee	-	-	-	805	*	*	*	1,390	19
Hops / 'Gesho'				-	-	-	-	*	*
Enset				-	-	-	-	-	-
Sugar cane				*	*	-	-	*	*
Other permanent				-	-	*	*	*	*

Table1.7.4 Number of Holders, Inputs Applied Area and Quantity of Inputs used

Sidama

Crop type	All Crop Area	All Fertilizers		Natural		DAP		
		Hectare	Quintal	Holder	Hectare	Holder	Hectare	Quintal
All	205,871	149,624	111,614	552,913	95,697	139,158	26,139	36,534
Cereals	61,990	44,323	72,121	164,210	6,459	105,698	16,940	19,074
Teff	*	*	*	*	*	*	*	*
Barley	8,622	3,708	1,827	17,472	*	*	*	*
Wheat	4,972	2,162	*	7,389	725	7,243	*	*
Maize	44,771	36,204	65,412	144,395	4,009	86,216	11,546	12,865
Sorghum	*	*	*	*	*	*	*	*
Finger millet	*	-	-	-	-	-	-	-
Oats / 'Aja'	*	*	*	-	-	*	*	*
Rice	*	*	-	*	*	-	-	-
Pulses	12,779	7,508	11,962	104,976	2,269	52,973	3,464	4,326
Horse / Faba beans	4,176	1,312	*	44,985	1,164	*	*	*
Field Peas	666	200	*	2,546	*	*	*	*
Haricot beans	7,860	5,920	11,726	61,912	950	49,070	3,243	4,205
Chick peas	-	-	-	-	-	-	-	-
Lentils	-	-	-	-	-	-	-	-
Vetch / Grass peas	-	-	-	-	-	-	-	-
Soya beans	*	*	-	*	*	-	-	-
Fenugreek	*	-	-	-	-	-	-	-
Gibto	*	*	-	*	*	-	-	-
Oilseeds	*	*	*	*	*	*	*	*
Neug	-	-	-	-	-	-	-	-
Linseed	*	-	-	-	-	-	-	-
Groundnuts	*	*	-	*	*	-	-	-
Safflower	-	-	-	-	-	-	-	-
Sesame	-	-	-	-	-	-	-	-
Rapeseed	*	*	*	*	*	*	*	*
Vegetables	9,681	8,734	*	339,114	5,578	26,356	535	1,157
Lettuce	-	-	-	-	-	-	-	-
Head cabbage	34	29	*	4,260	24	*	*	*
Ethiopian cabbage	5,225	4,648	954	323,850	4,378	17,859	235	549
Tomatoes	*	*	*	-	-	*	*	*
Green peppers	451	400	*	50,043	285	*	*	*
Red peppers	*	*	*	15,011	*	*	*	*
Swiss chard	-	-	-	-	-	-	-	-
Root crops	2,769	2,122	*	74,994	985	18,243	*	*
Beetroot	21	20	*	5,481	*	*	*	*
Carrot	*	*	*	*	*	*	*	*
Onion	*	*	-	*	*	-	-	-
Potatoes	*	*	*	9,487	132	10,210	*	*
Garlic	13	*	-	*	*	-	-	-
Taro 'Godere'	451	*	*	29,860	*	*	*	*
Sweet potatoes	834	454	*	20,668	*	*	*	*
Other Temporary	1,546	1,135	*	140,324	1,100	*	*	*
Permanent crops	117,052	85,770		546,544	79,304			
Avocado	651	343		52,391	339			
Bananas	2,860	1,929		114,654	1,706			
Guava	*	*		*	*			
Lemons	*	-		-	-			
Mangoes	*	-		-	-			
Oranges	13	*		*	*			
Papayas	*	*		*	*			
Pineapples	*	*		*	*			
Chat	14,801	7,710		134,009	5,791			
Coffee	29,688	17,960		321,300	14,737			
Hops / 'Geshe'	301	146		20,222	144			
Enset	65,912	56,215		538,996	55,228			
Sugar cane	2,574	1,340		59,825	1,234			
Other permanent	111	*		*	*			

(Table 1.7.4 cont'd.)

Sidama

Crop type	UREA			UREA + DAP			INDIGENOUS SEED		
	Holder	Hectare	Quintal	Holder	Hectare	Quintal	Holder	Hectare	Quintal
All	15,922	1,292	1,938	104,880	26,495	73,142	618,899	182,100	54,673
Cereals	11,475	*	676	99,019	20,326	52,371	364,244	39,558	42,845
Teff	-	-	-	*	*	*	21,331	*	*
Barley	-	-	-	*	*	*	71,466	8,044	15,620
Wheat	-	-	-	-	-	-	44,191	4,972	7,675
Maize	11,475	*	676	99,019	20,051	51,870	295,497	22,916	16,341
Sorghum	-	-	-	-	-	-	20,462	*	*
Finger millet	-	-	-	-	-	-	*	*	*
Oats / 'Aja'	-	-	-	-	-	-	*	*	*
Rice	-	-	-	-	-	-	*	*	*
Pulses	*	*	*	34,720	1,557	*	250,829	12,732	11,808
Horse / Faba beans	-	-	-	*	*	*	102,891	4,164	4,501
Field Peas	-	-	-	-	-	-	18,171	666	*
Haricot beans	*	*	*	33,040	1,509	*	141,271	7,825	6,404
Chick peas	-	-	-	-	-	-	-	-	-
Lentils	-	-	-	-	-	-	-	-	-
Vetch / Grass peas	-	-	-	-	-	-	-	-	-
Soya beans	-	-	-	-	-	-	*	*	*
Fenugreek	-	-	-	-	-	-	*	*	*
Gibto	-	-	-	-	-	-	*	*	-
Oilseeds	-	-	-	-	-	-	5,185	*	*
Neug	-	-	-	-	-	-	-	-	-
Linseed	-	-	-	-	-	-	*	*	*
Groundnuts	-	-	-	-	-	-	*	*	*
Safflower	-	-	-	-	-	-	-	-	-
Sesame	-	-	-	-	-	-	-	-	-
Rapeseed	-	-	-	-	-	-	*	*	*
Vegetables	4,483	*	*	*	*	*	414,484	9,548	-
Lettuce	-	-	-	-	-	-	-	-	-
Head cabbage	-	-	-	-	-	-	6,830	34	-
Ethiopian cabbage	*	*	*	*	*	*	382,274	5,091	-
Tomatoes	-	-	-	-	-	-	*	*	-
Green peppers	-	-	-	-	-	-	65,021	451	-
Red peppers	*	*	*	*	*	*	40,376	*	-
Swiss chard	-	-	-	-	-	-	-	-	-
Root crops	-	-	-	*	*	*	130,657	2,762	-
Beetroot	-	-	-	-	-	-	6,836	14	-
Carrot	-	-	-	-	-	-	3,873	*	-
Onion	-	-	-	-	-	-	*	*	-
Potatoes	-	-	-	*	*	*	27,654	*	-
Garlic	-	-	-	-	-	-	*	13	-
Taro 'Godere'	-	-	-	-	-	-	43,161	451	-
Sweet potatoes	-	-	-	*	*	*	54,142	834	-
Other Temporary	-	-	-	*	*	*	189,300	1,538	-
Permanent crops							615,036	115,909	
Avocado							107,162	651	
Bananas							179,552	2,857	
Guava							13,623	*	
Lemons							*	*	
Mangoes							*	*	
Oranges							7,101	13	
Papayas							11,402	*	
Pineapples							*	*	
Chat							251,928	14,739	
Coffee							424,365	28,643	
Hops / 'Geshe'							32,094	301	
Enset							604,889	65,882	
Sugar cane							104,616	2,573	
Other permanent							22,244	111	

(Table 1.7.4 Cont'd.)

Sidama

Crop type	IMPROVED SEED			PESTICIDE		IRRIGATION		EXTENSION PACKAGE	
	Holder	Hectare	Quintal	Holder	Hectare	Holder	Hectare	Holder	Hectare
All	100,945	23,687	9,425	17,804	*	*	*	56,439	*
Cereals	92,067	22,432	9,281	2,591	*	-	-	44,842	*
Teff	-	-	-	-	-	-	-	-	-
Barley	*	*	*	*	*	-	-	*	*
Wheat	-	-	-	*	*	-	-	*	*
Maize	89,634	21,854	8,443	*	*	-	-	43,659	*
Sorghum	-	-	-	-	-	-	-	*	*
Finger millet	-	-	-	-	-	-	-	-	-
Oats / 'Aja'	-	-	-	-	-	-	-	-	-
Rice	-	-	-	-	-	-	-	-	-
Pulses	*	*	*	-	-	-	-	*	*
Horse / Faba beans	*	*	-	-	-	-	-	*	*
Field Peas	-	-	-	-	-	-	-	-	-
Haricot beans	*	*	*	-	-	-	-	*	*
Chick peas	-	-	-	-	-	-	-	-	-
Lentils	-	-	-	-	-	-	-	-	-
Vetch / Grass peas	-	-	-	-	-	-	-	-	-
Soya beans	-	-	-	-	-	-	-	-	-
Fenugreek	-	-	-	-	-	-	-	-	-
Gibto	-	-	-	-	-	-	-	-	-
Oilseeds	-	-	-	-	-	-	-	-	-
Neug	-	-	-	-	-	-	-	-	-
Linseed	-	-	-	-	-	-	-	-	-
Groundnuts	-	-	-	-	-	-	-	-	-
Safflower	-	-	-	-	-	-	-	-	-
Sesame	-	-	-	-	-	-	-	-	-
Rapeseed	-	-	-	-	-	-	-	-	-
Vegetables	*	*	-	2,569	*	*	*	*	*
Lettuce	-	-	-	-	-	-	-	-	-
Head cabbage	-	-	-	-	-	-	-	-	-
Ethiopian cabbage	*	*	-	*	*	-	-	*	*
Tomatoes	-	-	-	*	*	*	*	*	*
Green peppers	-	-	-	*	*	-	-	*	*
Red peppers	-	-	-	-	-	-	-	*	*
Swiss chard	-	-	-	-	-	-	-	-	-
Root crops	*	*	-	-	-	-	-	*	*
Beetroot	*	*	-	-	-	-	-	-	-
Carrot	-	-	-	-	-	-	-	-	-
Onion	-	-	-	-	-	-	-	-	-
Potatoes	-	-	-	-	-	-	-	*	*
Garlic	-	-	-	-	-	-	-	-	-
Taro 'Godere'	-	-	-	-	-	-	-	-	-
Sweet potatoes	-	-	-	-	-	-	-	*	*
Other Temporary	*	*	-	-	-	-	-	*	*
Permanent crops				13,210	*	*	*	17,438	1,230
Avocado				-	-	-	-	*	*
Bananas				-	-	*	*	*	*
Guava				*	*	-	-	-	-
Lemons				-	-	-	-	-	-
Mangoes				-	-	-	-	-	-
Oranges				-	-	-	-	*	*
Papayas				-	-	-	-	*	*
Pineapples				-	-	-	-	-	-
Chat				6,219	*	*	*	*	*
Coffee	*	*	-	*	*	*	*	12,911	554
Hops / 'Geshe'				-	-	-	-	-	-
Enset				*	*	*	*	-	-
Sugar cane				-	-	-	-	*	*
Other permanent				-	-	-	-	-	-

Table1.7.5. Number of Holders, Inputs Applied Area and Quantity of Inputs used

Gedio

Crop type	All Crop Area	All Fertilizers		Natural		DAP		
		Hectare	Quintal	Holder	Hectare	Holder	Hectare	Quintal
All	49,125	16,466	*	92,643	15,840	1,192	*	*
Cereals	8,197	3,946	*	28,883	3,451	1,192	*	*
Teff	*	*	*	*	*	*	*	*
Barley	4,253	*	-	*	*	-	-	-
Wheat	*	*	*	-	-	*	*	*
Maize	2,379	879	*	18,618	464	*	*	*
Sorghum	*	*	-	*	*	-	-	-
Finger millet	-	-	-	-	-	-	-	-
Oats / 'Aja'	*	-	-	-	-	-	-	-
Rice	-	-	-	-	-	-	-	-
Pulses	3,269	1,025	-	14,709	1,025	-	-	-
Horse / Faba beans	2,312	647	-	7,808	647	-	-	-
Field Peas	*	*	-	*	*	-	-	-
Haricot beans	523	37	-	5,952	37	-	-	-
Chick peas	*	-	-	-	-	-	-	-
Lentils	*	-	-	-	-	-	-	-
Vetch / Grass peas	-	-	-	-	-	-	-	-
Soya beans	-	-	-	-	-	-	-	-
Fenugreek	-	-	-	-	-	-	-	-
Gibto	-	-	-	-	-	-	-	-
Oilseeds	*	*	-	*	*	-	-	-
Neug	-	-	-	-	-	-	-	-
Linseed	*	*	-	*	*	-	-	-
Groundnuts	*	-	-	-	-	-	-	-
Safflower	*	*	-	*	*	-	-	-
Sesame	-	-	-	-	-	-	-	-
Rapeseed	*	*	-	*	*	-	-	-
Vegetables	1,348	805	*	64,133	801	-	-	-
Lettuce	*	-	-	-	-	-	-	-
Head cabbage	*	*	-	*	*	-	-	-
Ethiopian cabbage	1,244	760	*	62,338	756	-	-	-
Tomatoes	*	*	-	*	*	-	-	-
Green peppers	88	44	-	6,890	44	-	-	-
Red peppers	-	-	-	-	-	-	-	-
Swiss chard	*	*	-	*	*	-	-	-
Root crops	427	129	-	14,744	129	-	-	-
Beetroot	*	*	-	1,051	*	-	-	-
Carrot	*	*	-	*	*	-	-	-
Onion	*	-	-	*	-	-	-	-
Potatoes	*	*	-	*	*	-	-	-
Garlic	*	*	-	853	*	-	-	-
Taro 'Godere'	176	58	-	11,188	58	-	-	-
Sweet potatoes	167	*	-	2,349	*	-	-	-
Other Temporary	612	419	-	27,468	419	-	-	-
Permanent crops	35,226	10,129		83,750	10,003			
Avocado	385	159		14,678	159			
Bananas	323	*		8,933	*			
Guava	*	-		-	-			
Lemons	-	-		-	-			
Mangoes	-	-		-	-			
Oranges	*	*		*	*			
Papayas	*	-		-	-			
Pineapples	-	-		-	-			
Chat	*	*		1,485	*			
Coffee	19,306	4,404		58,604	4,307			
Hops / 'Geshe'	74	*		*	*			
Enset	14,622	5,303		76,737	5,285			
Sugar cane	401	*		5,040	*			
Other permanent	51	*		2,240	*			

(Table 1.7.5 cont'd.)

Gedio

Crop type	UREA			UREA + DAP			INDIGENOUS SEED		
	Holder	Hectare	Quintal	Holder	Hectare	Quintal	Holder	Hectare	Quintal
All	*	*	*	*	*	*	148,964	48,234	10,877
Cereals	*	*	*	*	*	*	67,259	7,815	7,399
Teff	-	-	-	-	-	-	*	*	*
Barley	-	-	-	-	-	-	23,649	4,253	4,870
Wheat	-	-	-	-	-	-	3,247	*	*
Maize	*	*	*	*	*	*	47,532	2,037	1,252
Sorghum	-	-	-	-	-	-	*	*	*
Finger millet	-	-	-	-	-	-	-	-	-
Oats / 'Aja'	-	-	-	-	-	-	*	*	-
Rice	-	-	-	-	-	-	-	-	-
Pulses	-	-	-	-	-	-	43,789	3,267	3,466
Horse / Faba beans	-	-	-	-	-	-	24,441	2,312	2,640
Field Peas	-	-	-	-	-	-	5,377	*	473
Haricot beans	-	-	-	-	-	-	21,634	521	345
Chick peas	-	-	-	-	-	-	*	*	*
Lentils	-	-	-	-	-	-	*	*	*
Vetch / Grass peas	-	-	-	-	-	-	-	-	-
Soya beans	-	-	-	-	-	-	-	-	-
Fenugreek	-	-	-	-	-	-	-	-	-
Gibto	-	-	-	-	-	-	-	-	-
Oilseeds	-	-	-	-	-	-	1,955	*	*
Neug	-	-	-	-	-	-	-	-	-
Linseed	-	-	-	-	-	-	*	*	*
Groundnuts	-	-	-	-	-	-	*	*	*
Safflower	-	-	-	-	-	-	*	*	-
Sesame	-	-	-	-	-	-	-	-	-
Rapeseed	-	-	-	-	-	-	*	*	*
Vegetables	*	*	*	-	-	-	103,610	1,347	-
Lettuce	-	-	-	-	-	-	*	*	-
Head cabbage	-	-	-	-	-	-	856	*	-
Ethiopian cabbage	*	*	*	-	-	-	99,185	1,243	-
Tomatoes	-	-	-	-	-	-	*	*	-
Green peppers	-	-	-	-	-	-	15,848	88	-
Red peppers	-	-	-	-	-	-	-	-	-
Swiss chard	-	-	-	-	-	-	*	*	-
Root crops	-	-	-	-	-	-	29,932	421	-
Beetroot	-	-	-	-	-	-	1,719	*	-
Carrot	-	-	-	-	-	-	1,105	*	-
Onion	-	-	-	-	-	-	*	*	-
Potatoes	-	-	-	-	-	-	*	*	-
Garlic	-	-	-	-	-	-	1,293	*	-
Taro 'Godere'	-	-	-	-	-	-	19,964	170	-
Sweet potatoes	-	-	-	-	-	-	7,652	167	-
Other Temporary	-	-	-	-	-	-	43,073	603	-
Permanent crops							147,873	34,736	
Avocado							39,088	381	
Bananas							18,174	323	
Guava							*	*	
Lemons							-	-	
Mangoes							*	*	
Oranges							*	*	
Papayas							*	*	
Pineapples							-	-	
Chat							3,779	*	
Coffee							125,894	18,837	
Hops / 'Geshe'							5,611	74	
Enset							142,665	14,606	
Sugar cane							11,614	401	
Other permanent							5,521	49	

(Table 1.7.5 Cont'd.)

Gedio

	IMPROVED SEED			PESTICIDE		IRRIGATION		EXTENSION PACKAGE	
Crop type	Holder	Hectare	Quintal	Holder	Hectare	Holder	Hectare	Holder	Hectare
All	7,210	811	*	*	*	*	*	3,430	752
Cereals	*	*	*	-	-	-	-	*	*
Teff	*	*	*	-	-	-	-	-	-
Barley	-	-	-	-	-	-	-	-	-
Wheat	*	*	*	-	-	-	-	-	-
Maize	*	*	*	-	-	-	-	*	*
Sorghum	-	-	-	-	-	-	-	-	-
Finger millet	-	-	-	-	-	-	-	-	-
Oats / ‘Aja’	-	-	-	-	-	-	-	-	-
Rice	-	-	-	-	-	-	-	-	-
Pulses	*	*	-	-	-	-	-	*	*
Horse / Faba beans	-	-	-	-	-	-	-	*	*
Field Peas	-	-	-	-	-	-	-	-	-
Haricot beans	*	*	-	-	-	-	-	-	-
Chick peas	-	-	-	-	-	-	-	-	-
Lentils	-	-	-	-	-	-	-	-	-
Vetch / Grass peas	-	-	-	-	-	-	-	-	-
Soya beans	-	-	-	-	-	-	-	-	-
Fenugreek	-	-	-	-	-	-	-	-	-
Gibto	-	-	-	-	-	-	-	-	-
Oilseeds	-	-	-	-	-	-	-	-	-
Neug	-	-	-	-	-	-	-	-	-
Linseed	-	-	-	-	-	-	-	-	-
Groundnuts	-	-	-	-	-	-	-	-	-
Safflower	-	-	-	-	-	-	-	-	-
Sesame	-	-	-	-	-	-	-	-	-
Rapeseed	-	-	-	-	-	-	-	-	-
Vegetables	*	*	-	-	-	-	-	*	*
Lettuce	-	-	-	-	-	-	-	-	-
Head cabbage	-	-	-	-	-	-	-	-	-
Ethiopian cabbage	-	-	-	-	-	-	-	*	*
Tomatoes	-	-	-	-	-	-	-	-	-
Green peppers	-	-	-	-	-	-	-	-	-
Red peppers	-	-	-	-	-	-	-	-	-
Swiss chard	*	*	-	-	-	-	-	-	-
Root crops	-	-	-	-	-	-	-	-	-
Beetroot	-	-	-	-	-	-	-	-	-
Carrot	-	-	-	-	-	-	-	-	-
Onion	-	-	-	-	-	-	-	-	-
Potatoes	-	-	-	-	-	-	-	-	-
Garlic	-	-	-	-	-	-	-	-	-
Taro ‘Godere’	-	-	-	-	-	-	-	-	-
Sweet potatoes	-	-	-	-	-	-	-	-	-
Other Temporary	-	-	-	-	-	*	*	-	-
Permanent crops				*	*	*	*	2,641	453
Avocado				-	-	-	-	*	*
Bananas				-	-	-	-	*	*
Guava				-	-	-	-	-	-
Lemons				-	-	-	-	-	-
Mangoes				-	-	-	-	-	-
Oranges				-	-	-	-	-	-
Papayas				-	-	-	-	-	-
Pineapples				-	-	-	-	-	-
Chat				-	-	-	-	-	-
Coffee	*	*	-	*	*	*	*	2,247	288
Hops / ‘Gesho’				-	-	-	-	*	*
Enset				*	*	-	-	-	-
Sugar cane				-	-	-	-	*	*
Other permanent				-	-	-	-	-	-

Table1.7.6 Number of Holders, Inputs Applied Area and Quantity of Inputs used

Wolayita

Crop type	All Crop Area	All Fertilizers		Natural		DAP		
		Hectare	Quintal	Holder	Hectare	Holder	Hectare	Quintal
All	90,305	65,718	20,838	187,014	33,231	112,342	30,413	18,600
Cereals	40,783	30,266	15,413	90,933	5,105	95,599	23,380	13,466
Teff	14,474	12,608	6,332	4,412	152	56,316	11,818	6,043
Barley	795	716	330	5,999	*	8,067	485	301
Wheat	2,867	2,773	1,939	10,286	563	17,785	1,683	1,376
Maize	20,791	13,600	6,767	73,417	3,684	46,388	9,330	5,710
Sorghum	1,702	567	*	15,848	498	*	*	*
Finger millet	*	-	-	-	-	-	-	-
Oats / 'Aja'	*	*	-	*	*	-	-	-
Rice	-	-	-	-	-	-	-	-
Pulses	20,349	12,486	4,570	111,542	5,943	58,696	6,434	4,307
Horse / Faba beans	1,440	1,163	*	30,597	1,039	3,186	124	*
Field Peas	2,181	1,655	855	33,592	1,272	7,718	362	717
Haricot beans	13,987	9,559	3,548	84,591	3,557	53,388	5,912	3,423
Chick peas	*	103	*	1,672	*	*	*	*
Lentils	*	*	-	*	*	-	-	-
Vetch / Grass peas	-	-	-	-	-	-	-	-
Soya beans	*	*	-	*	*	-	-	-
Fenugreek	-	-	-	-	-	-	-	-
Gibto	*	*	-	*	*	-	-	-
Oilseeds	*	*	*	*	*	*	*	*
Neug	-	-	-	-	-	-	-	-
Linseed	*	*	*	-	-	*	*	*
Groundnuts	*	-	-	-	-	-	-	-
Safflower	*	*	-	*	*	-	-	-
Sesame	*	-	-	-	-	-	-	-
Rapeseed	-	-	-	-	-	-	-	-
Vegetables	2,187	1,460	*	100,254	1,431	1,784	28	*
Lettuce	-	-	-	-	-	-	-	-
Head cabbage	*	*	-	*	*	-	-	-
Ethiopian cabbage	909	877	*	88,096	864	*	*	*
Tomatoes	*	*	-	*	*	-	-	-
Green peppers	136	131	*	19,521	124	*	*	*
Red peppers	*	*	*	12,356	*	*	*	*
Swiss chard	*	*	-	*	*	-	-	-
Root crops	6,547	5,596	413	138,234	5,220	7,600	376	413
Beetroot	*	*	-	3,155	*	-	-	-
Carrot	*	*	-	2,616	*	-	-	-
Onion	*	*	-	3,707	*	-	-	-
Potatoes	576	562	*	18,994	251	5,606	*	*
Garlic	*	*	-	*	*	-	-	-
Taro 'Godere'	2,926	2,561	*	85,178	2,524	*	*	*
Sweet potatoes	2,963	2,402	*	101,388	2,375	*	*	*
Other Temporary	6,420	3,428	*	118,035	3,329	*	80	*
Permanent crops	13,944	12,481		179,022	12,203			
Avocado	801	601		84,793	599			
Bananas	1,032	748		70,110	713			
Guava	18	14		4,664	14			
Lemons	16	4		1,980	4			
Mangoes	342	202		35,147	200			
Oranges	63	40		13,475	38			
Papayas	79	47		14,877	43			
Pineapples	*	*		*	*			
Chat	*	*		*	*			
Coffee	4,511	4,106		137,582	3,877			
Hops / 'Geshe'	33	10		7,363	10			
Enset	6,568	6,414		170,059	6,410			
Sugar cane	380	236		33,930	236			
Other permanent	71	37		9,890	37			

(Table 1.7.6 cont'd.)

Wolayita

Crop type	UREA			UREA + DAP			INDIGENOUS SEED		
	Holder	Hectare	Quintal	Holder	Hectare	Quintal	Holder	Hectare	Quintal
All	2,053	*	*	10,679	1,598	1,853	199,345	84,899	29,689
Cereals	*	*	*	9,630	1,555	1,712	160,347	35,920	17,568
Teff	*	*	*	3,431	475	246	70,105	14,087	5,999
Barley	-	-	-	*	*	*	15,816	789	*
Wheat	-	-	-	*	*	*	28,933	2,303	3,485
Maize	*	*	*	4,239	*	863	108,558	16,884	6,521
Sorghum	-	-	-	*	*	*	31,984	1,702	333
Finger millet	-	-	-	-	-	-	*	*	*
Oats / 'Aja'	-	-	-	-	-	-	*	*	-
Rice	-	-	-	-	-	-	-	-	-
Pulses	1,552	82	*	*	*	*	165,377	20,281	12,111
Horse / Faba beans	-	-	-	-	-	-	39,611	1,432	1,251
Field Peas	*	*	*	*	*	*	50,561	2,181	1,732
Haricot beans	*	*	*	*	*	*	137,362	13,927	8,543
Chick peas	-	-	-	-	-	-	9,092	*	*
Lentils	-	-	-	-	-	-	*	*	*
Vetch / Grass peas	-	-	-	-	-	-	-	-	-
Soya beans	-	-	-	-	-	-	1,792	*	*
Fenugreek	-	-	-	-	-	-	-	-	-
Gibto	-	-	-	-	-	-	*	*	*
Oilseeds	-	-	-	-	-	-	2,009	*	*
Neug	-	-	-	-	-	-	-	-	-
Linseed	-	-	-	-	-	-	*	*	*
Groundnuts	-	-	-	-	-	-	*	*	*
Safflower	-	-	-	-	-	-	*	*	-
Sesame	-	-	-	-	-	-	*	*	*
Rapeseed	-	-	-	-	-	-	-	-	-
Vegetables	-	-	-	-	-	-	109,823	2,184	-
Lettuce	-	-	-	-	-	-	-	-	-
Head cabbage	-	-	-	-	-	-	*	*	-
Ethiopian cabbage	-	-	-	-	-	-	93,397	909	-
Tomatoes	-	-	-	-	-	-	*	*	-
Green peppers	-	-	-	-	-	-	20,584	136	-
Red peppers	-	-	-	-	-	-	18,034	*	-
Swiss chard	-	-	-	-	-	-	*	*	-
Root crops	-	-	-	-	-	-	155,117	6,393	-
Beetroot	-	-	-	-	-	-	3,762	*	-
Carrot	-	-	-	-	-	-	2,871	*	-
Onion	-	-	-	-	-	-	4,547	*	-
Potatoes	-	-	-	-	-	-	24,076	576	-
Garlic	-	-	-	-	-	-	*	*	-
Taro 'Godere'	-	-	-	-	-	-	95,026	2,822	-
Sweet potatoes	-	-	-	-	-	-	114,597	2,914	-
Other Temporary	*	*	*	*	*	*	129,146	6,368	-
Permanent crops							191,780	13,695	
Avocado							106,088	792	
Bananas							93,002	1,030	
Guava							7,002	18	
Lemons							6,762	16	
Mangoes							51,463	340	
Oranges							22,751	63	
Papayas							22,565	79	
Pineapples							*	*	
Chat							3,723	*	
Coffee							148,151	4,290	
Hops / 'Geshe'							11,039	33	
Enset							176,597	6,554	
Sugar cane							41,241	380	
Other permanent							14,961	71	

(Table 1.7.6 Cont'd.)

Wolayita

Crop type	IMPROVED SEED			PESTICIDE		IRRIGATION		EXTENSION PACKAGE	
	Holder	Hectare	Quintal	Holder	Hectare	Holder	Hectare	Holder	Hectare
All	31,148	5,112	2,357	9,996	*	*	*	30,475	8,450
Cereals	24,651	4,863	2,335	*	*	*	*	24,777	5,122
Teff	*	*	*	*	*	-	-	*	*
Barley	*	*	*	*	*	-	-	*	*
Wheat	*	*	*	*	*	-	-	*	*
Maize	18,811	3,906	1,175	*	*	*	*	20,066	3,673
Sorghum	-	-	-	-	-	-	-	*	*
Finger millet	-	-	-	-	-	-	-	-	-
Oats / 'Aja'	-	-	-	-	-	-	-	-	-
Rice	-	-	-	-	-	-	-	-	-
Pulses	*	*	*	*	*	*	*	19,810	2,100
Horse / Faba beans	-	-	-	-	-	-	-	*	*
Field Peas	-	-	-	*	*	-	-	*	*
Haricot beans	*	*	*	*	*	*	*	18,319	1,840
Chick peas	-	-	-	-	-	-	-	-	-
Lentils	-	-	-	-	-	-	-	-	-
Vetch / Grass peas	-	-	-	-	-	-	-	-	-
Soya beans	-	-	-	-	-	-	-	-	-
Fenugreek	-	-	-	-	-	-	-	-	-
Gibto	-	-	-	-	-	-	-	-	-
Oilseeds	*	*	-	-	-	-	-	-	-
Neug	-	-	-	-	-	-	-	-	-
Linseed	-	-	-	-	-	-	-	-	-
Groundnuts	-	-	-	-	-	-	-	-	-
Safflower	*	*	-	-	-	-	-	-	-
Sesame	-	-	-	-	-	-	-	-	-
Rapeseed	-	-	-	-	-	-	-	-	-
Vegetables	*	*	-	-	-	-	-	*	*
Lettuce	-	-	-	-	-	-	-	-	-
Head cabbage	-	-	-	-	-	-	-	*	*
Ethiopian cabbage	-	-	-	-	-	-	-	*	*
Tomatoes	-	-	-	-	-	-	-	-	-
Green peppers	-	-	-	-	-	-	-	*	*
Red peppers	*	*	-	-	-	-	-	*	*
Swiss chard	-	-	-	-	-	-	-	-	-
Root crops	*	*	-	985	*	-	-	*	*
Beetroot	*	*	-	-	-	-	-	-	-
Carrot	-	-	-	-	-	-	-	*	*
Onion	*	*	-	-	-	-	-	*	*
Potatoes	-	-	-	*	*	-	-	*	*
Garlic	-	-	-	-	-	-	-	-	-
Taro 'Godere'	*	*	-	*	*	-	-	*	*
Sweet potatoes	*	*	-	*	*	-	-	*	*
Other Temporary	*	*	-	*	*	-	-	*	*
Permanent crops				2,313	*	*	*	*	*
Avocado				*	*	*	*	*	*
Bananas				*	*	-	-	*	*
Guava				-	-	-	-	-	-
Lemons				-	-	-	-	-	-
Mangoes				*	*	-	-	*	*
Oranges				*	*	-	-	-	-
Papayas				-	-	-	-	-	-
Pineapples				-	-	-	-	-	-
Chat				-	-	-	-	-	-
Coffee	*	*	-	*	*	-	-	*	*
Hops / 'Geshe'				-	-	-	-	*	*
Enset				-	-	-	-	-	-
Sugar cane				-	-	-	-	*	*
Other permanent				-	-	-	-	-	-

Table1.7.7. Number of Holders, Inputs Applied Area and Quantity of Inputs used

South Omo

Crop type	All Crop Area	All Fertilizers		Natural		DAP		
		Hectare	Quintal	Holder	Hectare	Holder	Hectare	Quintal
All	48,969	1,641	273	8,925	1,418	-	-	-
Cereals	33,166	477	273	*	*	-	-	-
Teff	4,236	-	-	-	-	-	-	-
Barley	2,144	*	-	*	*	-	-	-
Wheat	698	*	*	*	*	-	-	-
Maize	16,531	345	*	*	*	-	-	-
Sorghum	9,447	*	-	*	*	-	-	-
Finger millet	73	-	-	-	-	-	-	-
Oats / 'Aja'	*	-	-	-	-	-	-	-
Rice	-	-	-	-	-	-	-	-
Pulses	6,907	*	-	*	*	-	-	-
Horse / Faba beans	1,676	*	-	*	*	-	-	-
Field Peas	*	*	-	*	*	-	-	-
Haricot beans	3,523	*	-	*	*	-	-	-
Chick peas	-	-	-	-	-	-	-	-
Lentils	*	-	-	-	-	-	-	-
Vetch / Grass peas	-	-	-	-	-	-	-	-
Soya beans	*	*	-	*	*	-	-	-
Fenugreek	*	-	-	-	-	-	-	-
Gibto	-	-	-	-	-	-	-	-
Oilseeds	*	-	-	-	-	-	-	-
Neug	-	-	-	-	-	-	-	-
Linseed	*	-	-	-	-	-	-	-
Groundnuts	*	-	-	-	-	-	-	-
Safflower	63	-	-	-	-	-	-	-
Sesame	*	-	-	-	-	-	-	-
Rapeseed	-	-	-	-	-	-	-	-
Vegetables	224	*	-	*	*	-	-	-
Lettuce	-	-	-	-	-	-	-	-
Head cabbage	24	*	-	*	*	-	-	-
Ethiopian cabbage	169	*	-	*	*	-	-	-
Tomatoes	*	-	-	-	-	-	-	-
Green peppers	14	-	-	-	-	-	-	-
Red peppers	*	-	-	-	-	-	-	-
Swiss chard	-	-	-	-	-	-	-	-
Root crops	1,191	*	-	*	*	-	-	-
Beetroot	*	-	-	-	-	-	-	-
Carrot	*	-	-	-	-	-	-	-
Onion	80	*	-	*	*	-	-	-
Potatoes	*	*	-	*	*	-	-	-
Garlic	5	*	-	*	*	-	-	-
Taro 'Godere'	661	*	-	*	*	-	-	-
Sweet potatoes	331	*	-	*	*	-	-	-
Other Temporary	941	*	-	*	*	-	-	-
Permanent crops	5,247	760	-	7,730	760	-	-	-
Avocado	10	-	-	-	-	-	-	-
Bananas	458	9	-	1,042	9	-	-	-
Guava	*	-	-	-	-	-	-	-
Lemons	*	*	-	*	*	-	-	-
Mangoes	61	*	-	-	-	-	-	-
Oranges	*	-	-	-	-	-	-	-
Papayas	44	*	-	*	*	-	-	-
Pineapples	*	-	-	-	-	-	-	-
Chat	*	-	-	-	-	-	-	-
Coffee	2,350	*	-	*	*	-	-	-
Hops / 'Geshe'	*	-	-	-	-	-	-	-
Enset	2,120	*	-	6,320	*	-	-	-
Sugar cane	52	*	-	*	*	-	-	-
Other permanent	121	*	-	*	*	-	-	-

(Table 1.7.7 cont'd.)

South Omo

Crop type	UREA			UREA + DAP			INDIGENOUS SEED		
	Holder	Hectare	Quintal	Holder	Hectare	Quintal	Holder	Hectare	Quintal
All	*	*	*	*	*	*	77,189	46,974	13,337
Cereals	*	*	*	*	*	*	72,106	31,314	9,773
Teff	-	-	-	-	-	-	12,585	4,236	1,792
Barley	-	-	-	-	-	-	11,195	2,144	1,447
Wheat	-	-	-	*	*	*	4,936	670	734
Maize	*	*	*	*	*	*	57,391	14,772	4,442
Sorghum	-	-	-	-	-	-	36,125	9,381	1,319
Finger millet	-	-	-	-	-	-	1,487	73	28
Oats / 'Aja'	-	-	-	-	-	-	*	*	*
Rice	-	-	-	-	-	-	-	-	-
Pulses	-	-	-	-	-	-	47,352	6,784	3,335
Horse / Faba beans	-	-	-	-	-	-	11,579	1,676	*
Field Peas	-	-	-	-	-	-	7,580	*	*
Haricot beans	-	-	-	-	-	-	37,098	3,400	1,014
Chick peas	-	-	-	-	-	-	-	-	-
Lentils	-	-	-	-	-	-	*	*	*
Vetch / Grass peas	-	-	-	-	-	-	-	-	-
Soya beans	-	-	-	-	-	-	*	*	*
Fenugreek	-	-	-	-	-	-	*	*	*
Gibto	-	-	-	-	-	-	-	-	-
Oilseeds	-	-	-	-	-	-	9,223	*	230
Neug	-	-	-	-	-	-	-	-	-
Linseed	-	-	-	-	-	-	1,700	*	*
Groundnuts	-	-	-	-	-	-	3,247	*	*
Safflower	-	-	-	-	-	-	2,702	63	*
Sesame	-	-	-	-	-	-	*	*	*
Rapeseed	-	-	-	-	-	-	-	-	-
Vegetables	-	-	-	-	-	-	20,634	222	-
Lettuce	-	-	-	-	-	-	-	-	-
Head cabbage	-	-	-	-	-	-	1,497	22	-
Ethiopian cabbage	-	-	-	-	-	-	16,537	169	-
Tomatoes	-	-	-	-	-	-	2,181	*	-
Green peppers	-	-	-	-	-	-	2,488	14	-
Red peppers	-	-	-	-	-	-	606	*	-
Swiss chard	-	-	-	-	-	-	-	-	-
Root crops	-	-	-	-	-	-	32,671	1,191	-
Beetroot	-	-	-	-	-	-	2,102	*	-
Carrot	-	-	-	-	-	-	423	*	-
Onion	-	-	-	-	-	-	5,515	80	-
Potatoes	-	-	-	-	-	-	*	*	-
Garlic	-	-	-	-	-	-	1,403	5	-
Taro 'Godere'	-	-	-	-	-	-	19,863	661	-
Sweet potatoes	-	-	-	-	-	-	13,041	331	-
Other Temporary	-	-	-	-	-	-	24,117	941	-
Permanent crops							53,209	5,230	
Avocado							1,814	10	
Bananas							22,934	458	
Guava							*	*	
Lemons							*	*	
Mangoes							8,448	61	
Oranges							*	*	
Papayas							8,738	44	
Pineapples							*	*	
Chat							1,045	*	
Coffee							28,338	2,333	
Hops / 'Geshe'							*	*	
Enset							33,616	2,120	
Sugar cane							3,258	52	
Other permanent							15,253	120	

(Table 1.7.7 Cont'd.)

South Omo

Crop type	IMPROVED SEED			PESTICIDE		IRRIGATION		EXTENSION PACKAGE	
	Holder	Hectare	Quintal	Holder	Hectare	Holder	Hectare	Holder	Hectare
All	6,324	1,933	346	*	*	7,357	*	2,636	868
Cereals	5,734	1,807	329	-	-	6,559	*	2,636	755
Teff	-	-	-	-	-	-	-	*	*
Barley	-	-	-	-	-	*	*	*	*
Wheat	*	*	*	-	-	-	-	*	*
Maize	5,636	1,735	299	-	-	5,951	*	2,329	614
Sorghum	*	*	*	-	-	2,615	483	*	*
Finger millet	-	-	-	-	-	-	-	-	-
Oats / 'Aja'	-	-	-	-	-	-	-	-	-
Rice	-	-	-	-	-	-	-	-	-
Pulses	1,285	123	*	-	-	*	*	*	*
Horse / Faba beans	-	-	-	-	-	-	-	-	-
Field Peas	-	-	-	-	-	-	-	-	-
Haricot beans	1,285	123	*	-	-	*	*	*	*
Chick peas	-	-	-	-	-	-	-	-	-
Lentils	-	-	-	-	-	-	-	-	-
Vetch / Grass peas	-	-	-	-	-	-	-	-	-
Soya beans	-	-	-	-	-	-	-	-	-
Fenugreek	-	-	-	-	-	-	-	-	-
Gibto	-	-	-	-	-	-	-	-	-
Oilseeds	-	-	-	-	-	*	*	-	-
Neug	-	-	-	-	-	-	-	-	-
Linseed	-	-	-	-	-	-	-	-	-
Groundnuts	-	-	-	-	-	*	*	-	-
Safflower	-	-	-	-	-	-	-	-	-
Sesame	-	-	-	-	-	-	-	-	-
Rapeseed	-	-	-	-	-	-	-	-	-
Vegetables	*	*	-	-	-	*	*	-	-
Lettuce	-	-	-	-	-	-	-	-	-
Head cabbage	*	*	-	-	-	-	-	-	-
Ethiopian cabbage	-	-	-	-	-	-	-	-	-
Tomatoes	-	-	-	-	-	*	*	-	-
Green peppers	-	-	-	-	-	*	*	-	-
Red peppers	-	-	-	-	-	*	*	-	-
Swiss chard	-	-	-	-	-	-	-	-	-
Root crops	*	*	-	-	-	*	*	-	-
Beetroot	-	-	-	-	-	*	*	-	-
Carrot	-	-	-	-	-	*	*	-	-
Onion	*	*	-	-	-	*	*	-	-
Potatoes	-	-	-	-	-	-	-	-	-
Garlic	-	-	-	-	-	-	-	-	-
Taro 'Godere'	-	-	-	-	-	*	*	-	-
Sweet potatoes	-	-	-	-	-	*	*	-	-
Other Temporary	-	-	-	-	-	*	*	-	-
Permanent crops				*	*	*	*	*	*
Avocado	-	-	-	-	-	*	*	-	-
Bananas	-	-	-	*	*	*	*	-	-
Guava	-	-	-	-	-	-	-	-	-
Lemons	-	-	-	-	-	*	*	-	-
Mangoes	-	-	-	-	-	*	*	-	-
Oranges	-	-	-	-	-	-	-	-	-
Papayas	-	-	-	-	-	*	*	-	-
Pineapples	-	-	-	-	-	-	-	-	-
Chat	-	-	-	-	-	-	-	-	-
Coffee	-	-	-	-	-	*	*	-	-
Hops / 'Geshe'	-	-	-	-	-	-	-	-	-
Enset	-	-	-	-	-	-	-	-	-
Sugar cane	-	-	-	-	-	*	*	-	-
Other permanent	-	-	-	*	*	*	*	*	*

Table1.7.8 Number of Holders, Inputs Applied Area and Quantity of Inputs used

Sheka

Crop type	All Crop Area	All Fertilizers		Natural		DAP		
		Hectare	Quintal	Holder	Hectare	Holder	Hectare	Quintal
All	29,731	731	-	7,988	731	-	-	-
Cereals	9,966	*	-	*	*	-	-	-
Teff	851	-	-	-	-	-	-	-
Barley	222	*	-	*	*	-	-	-
Wheat	*	-	-	-	-	-	-	-
Maize	997	-	-	-	-	-	-	-
Sorghum	7,510	-	-	-	-	-	-	-
Finger millet	-	-	-	-	-	-	-	-
Oats / 'Aja'	-	-	-	-	-	-	-	-
Rice	*	-	-	-	-	-	-	-
Pulses	3,867	*	-	*	*	-	-	-
Horse / Faba beans	1,169	*	-	*	*	-	-	-
Field Peas	2,569	*	-	*	*	-	-	-
Haricot beans	129	*	-	417	*	-	-	-
Chick peas	-	-	-	-	-	-	-	-
Lentils	-	-	-	-	-	-	-	-
Vetch / Grass peas	-	-	-	-	-	-	-	-
Soya beans	-	-	-	-	-	-	-	-
Fenugreek	-	-	-	-	-	-	-	-
Gibto	-	-	-	-	-	-	-	-
Oilseeds	8	*	-	*	*	-	-	-
Neug	-	-	-	-	-	-	-	-
Linseed	*	-	-	-	-	-	-	-
Groundnuts	*	-	-	-	-	-	-	-
Safflower	*	-	-	-	-	-	-	-
Sesame	-	-	-	-	-	-	-	-
Rapeseed	*	*	-	*	*	-	-	-
Vegetables	352	53	-	5,596	53	-	-	-
Lettuce	*	-	-	-	-	-	-	-
Head cabbage	*	*	-	*	*	-	-	-
Ethiopian cabbage	148	36	-	5,255	36	-	-	-
Tomatoes	1	-	-	-	-	-	-	-
Green peppers	31	*	-	*	*	-	-	-
Red peppers	135	*	-	*	*	-	-	-
Swiss chard	*	-	-	-	-	-	-	-
Root crops	919	32	-	3,136	32	-	-	-
Beetroot	*	-	-	-	-	-	-	-
Carrot	*	-	-	-	-	-	-	-
Onion	16	*	-	*	*	-	-	-
Potatoes	*	*	-	*	*	-	-	-
Garlic	*	*	-	*	*	-	-	-
Taro 'Godere'	851	*	-	2,142	*	-	-	-
Sweet potatoes	12	-	-	-	-	-	-	-
Other Temporary	550	*	-	*	*	-	-	-
Permanent crops	14,070	533	-	6,454	533	-	-	-
Avocado	46	*	-	*	*	-	-	-
Bananas	159	*	-	*	*	-	-	-
Guava	*	-	-	-	-	-	-	-
Lemons	1	-	-	-	-	-	-	-
Mangoes	102	*	-	*	*	-	-	-
Oranges	42	*	-	*	*	-	-	-
Papayas	29	*	-	*	*	-	-	-
Pineapples	*	-	-	-	-	-	-	-
Chat	73	-	-	-	-	-	-	-
Coffee	9,817	*	-	955	*	-	-	-
Hops / 'Geshe'	39	*	-	*	*	-	-	-
Enset	3,566	501	-	5,251	501	-	-	-
Sugar cane	168	*	-	*	*	-	-	-
Other permanent	22	*	-	1,175	*	-	-	-

(Table 1.7.8 cont'd.)

Sheka

Crop type	UREA			UREA + DAP			INDIGENOUS SEED		
	Holder	Hectare	Quintal	Holder	Hectare	Quintal	Holder	Hectare	Quintal
All	-	-	-	-	-	-	42,694	29,476	6,613
Cereals	-	-	-	-	-	-	31,399	9,943	4,616
Teff	-	-	-	-	-	-	6,114	851	1,294
Barley	-	-	-	-	-	-	2,726	213	230
Wheat	-	-	-	-	-	-	*	*	*
Maize	-	-	-	-	-	-	9,414	997	490
Sorghum	-	-	-	-	-	-	23,329	7,510	2,379
Finger millet	-	-	-	-	-	-	-	-	-
Oats / 'Aja'	-	-	-	-	-	-	-	-	-
Rice	-	-	-	-	-	-	*	*	*
Pulses	-	-	-	-	-	-	17,861	3,837	1,996
Horse / Faba beans	-	-	-	-	-	-	6,426	1,138	952
Field Peas	-	-	-	-	-	-	7,909	2,569	977
Haricot beans	-	-	-	-	-	-	9,985	129	67
Chick peas	-	-	-	-	-	-	-	-	-
Lentils	-	-	-	-	-	-	-	-	-
Vetch / Grass peas	-	-	-	-	-	-	-	-	-
Soya beans	-	-	-	-	-	-	-	-	-
Fenugreek	-	-	-	-	-	-	-	-	-
Gibto	-	-	-	-	-	-	-	-	-
Oilseeds	-	-	-	-	-	-	764	8	*
Neug	-	-	-	-	-	-	-	-	-
Linseed	-	-	-	-	-	-	*	*	*
Groundnuts	-	-	-	-	-	-	*	*	-
Safflower	-	-	-	-	-	-	*	*	*
Sesame	-	-	-	-	-	-	-	-	-
Rapeseed	-	-	-	-	-	-	520	*	*
Vegetables	-	-	-	-	-	-	27,840	346	-
Lettuce	-	-	-	-	-	-	*	*	-
Head cabbage	-	-	-	-	-	-	1,272	*	-
Ethiopian cabbage	-	-	-	-	-	-	22,541	148	-
Tomatoes	-	-	-	-	-	-	782	1	-
Green peppers	-	-	-	-	-	-	7,970	31	-
Red peppers	-	-	-	-	-	-	5,064	135	-
Swiss chard	-	-	-	-	-	-	*	*	-
Root crops	-	-	-	-	-	-	28,306	919	-
Beetroot	-	-	-	-	-	-	*	*	-
Carrot	-	-	-	-	-	-	*	*	-
Onion	-	-	-	-	-	-	3,679	15	-
Potatoes	-	-	-	-	-	-	*	*	-
Garlic	-	-	-	-	-	-	3,020	*	-
Taro 'Godere'	-	-	-	-	-	-	24,656	851	-
Sweet potatoes	-	-	-	-	-	-	1,650	12	-
Other Temporary	-	-	-	-	-	-	21,058	550	-
Permanent crops							40,661	13,874	
Avocado							10,196	46	
Bananas							9,785	159	
Guava							*	*	
Lemons							598	1	
Mangoes							15,348	102	
Oranges							7,452	42	
Papayas							13,222	29	
Pineapples							842	*	
Chat							4,352	73	
Coffee							32,402	9,641	
Hops / 'Geshe'							4,475	39	
Enset							33,163	3,566	
Sugar cane							11,528	149	
Other permanent							10,667	21	

(Table 1.7.8 Cont'd.)

Sheka

	IMPROVED SEED			PESTICIDE		IRRIGATION		EXTENSION PACKAGE	
Crop type	Holder	Hectare	Quintal	Holder	Hectare	Holder	Hectare	Holder	Hectare
All	1,864	*	*	3,656	1,536	*	*	1,500	*
Cereals	*	*	*	3,394	1,463	*	*	*	*
Teff	-	-	-	*	*	*	*	-	-
Barley	*	*	*	-	-	-	-	*	*
Wheat	*	*	*	-	-	-	-	*	*
Maize	-	-	-	*	*	-	-	-	-
Sorghum	-	-	-	3,394	1,348	-	-	-	-
Finger millet	-	-	-	-	-	-	-	-	-
Oats / 'Aja'	-	-	-	-	-	-	-	-	-
Rice	-	-	-	*	*	-	-	-	-
Pulses	*	*	*	-	-	-	-	*	*
Horse / Faba beans	*	*	*	-	-	-	-	*	*
Field Peas	-	-	-	-	-	-	-	-	-
Haricot beans	-	-	-	-	-	-	-	-	-
Chick peas	-	-	-	-	-	-	-	-	-
Lentils	-	-	-	-	-	-	-	-	-
Vetch / Grass peas	-	-	-	-	-	-	-	-	-
Soya beans	-	-	-	-	-	-	-	-	-
Fenugreek	-	-	-	-	-	-	-	-	-
Gibto	-	-	-	-	-	-	-	-	-
Oilseeds	-	-	-	-	-	-	-	-	-
Neug	-	-	-	-	-	-	-	-	-
Linseed	-	-	-	-	-	-	-	-	-
Groundnuts	-	-	-	-	-	-	-	-	-
Safflower	-	-	-	-	-	-	-	-	-
Sesame	-	-	-	-	-	-	-	-	-
Rapeseed	-	-	-	-	-	-	-	-	-
Vegetables	*	*	-	-	-	-	-	*	*
Lettuce	-	-	-	-	-	-	-	-	-
Head cabbage	*	*	-	-	-	-	-	*	*
Ethiopian cabbage	-	-	-	-	-	-	-	*	*
Tomatoes	-	-	-	-	-	-	-	-	-
Green peppers	-	-	-	-	-	-	-	-	-
Red peppers	-	-	-	-	-	-	-	*	*
Swiss chard	-	-	-	-	-	-	-	-	-
Root crops	*	*	-	-	-	-	-	*	*
Beetroot	-	-	-	-	-	-	-	-	-
Carrot	-	-	-	-	-	-	-	-	-
Onion	*	*	-	-	-	-	-	*	*
Potatoes	-	-	-	-	-	-	-	-	-
Garlic	-	-	-	-	-	-	-	-	-
Taro 'Godere'	*	*	-	-	-	-	-	*	*
Sweet potatoes	-	-	-	-	-	-	-	-	-
Other Temporary	-	-	-	-	-	-	-	-	-
Permanent crops				*	*	*	*	*	*
Avocado				-	-	-	-	*	*
Bananas				-	-	*	*	*	*
Guava				-	-	-	-	-	-
Lemons				-	-	-	-	-	-
Mangoes				-	-	-	-	*	*
Oranges				-	-	-	-	-	-
Papayas				*	*	-	-	-	-
Pineapples				-	-	-	-	-	-
Chat				-	-	*	*	-	-
Coffee	*	*	-	*	*	-	-	*	*
Hops / 'Gesho'				-	-	-	-	-	-
Enset				*	*	*	*		
Sugar cane				-	-	-	-	-	-
Other permanent				-	-	-	-	-	-

Table1.7.9. Number of Holders, Inputs Applied Area and Quantity of Inputs used

Keffa

Crop type	All Crop Area	All Fertilizers		Natural		DAP		
		Hectare	Quintal	Holder	Hectare	Holder	Hectare	Quintal
All	152,507	13,871	2,116	100,572	11,737	6,799	1,654	*
Cereals	83,297	3,282	1,667	7,702	1,219	6,799	1,603	*
Teff	28,216	1,358	*	2,390	365	*	*	*
Barley	10,594	*	-	*	*	-	-	-
Wheat	6,089	368	268	*	*	1,475	218	*
Maize	20,223	1,237	696	3,646	*	3,695	823	696
Sorghum	16,030	*	-	*	*	-	-	-
Finger millet	1,872	-	-	-	-	-	-	-
Oats / 'Aja'	*	-	-	-	-	-	-	-
Rice	*	-	-	-	-	-	-	-
Pulses	38,589	650	-	13,010	650	-	-	-
Horse / Faba beans	18,692	549	-	5,194	549	-	-	-
Field Peas	13,520	-	-	-	-	-	-	-
Haricot beans	6,261	100	-	8,049	100	-	-	-
Chick peas	*	-	-	-	-	-	-	-
Lentils	-	-	-	-	-	-	-	-
Vetch / Grass peas	-	-	-	-	-	-	-	-
Soya beans	*	-	-	-	-	-	-	-
Fenugreek	*	-	-	-	-	-	-	-
Gibto	*	-	-	-	-	-	-	-
Oilseeds	410	*	-	2,167	*	-	-	-
Neug	-	-	-	-	-	-	-	-
Linseed	282	*	-	*	*	-	-	-
Groundnuts	*	*	-	*	*	-	-	-
Safflower	*	-	-	-	-	-	-	-
Sesame	*	-	-	-	-	-	-	-
Rapeseed	107	*	-	1,699	*	-	-	-
Vegetables	2,804	475	-	62,203	475	-	-	-
Lettuce	*	-	-	-	-	-	-	-
Head cabbage	54	13	-	2,659	13	-	-	-
Ethiopian cabbage	874	379	-	56,692	379	-	-	-
Tomatoes	*	*	-	*	*	-	-	-
Green peppers	199	32	-	12,139	32	-	-	-
Red peppers	*	*	-	1,954	*	-	-	-
Swiss chard	*	*	-	*	*	-	-	-
Root crops	3,184	503	*	44,214	495	*	*	*
Beetroot	34	10	-	3,809	10	-	-	-
Carrot	*	*	-	*	*	-	-	-
Onion	68	11	-	4,770	11	-	-	-
Potatoes	*	*	-	*	*	-	-	-
Garlic	27	*	-	*	*	-	-	-
Taro 'Godere'	2,566	438	*	33,882	429	*	*	*
Sweet potatoes	*	*	-	3,743	*	-	-	-
Other Temporary	1,129	111	-	14,015	111	-	-	-
Permanent crops	23,093	8,813	-	87,980	8,750	-	-	-
Avocado	47	*	-	3,395	5	-	-	-
Bananas	1,006	139	-	12,725	130	-	-	-
Guava	*	-	-	-	-	-	-	-
Lemons	-	-	-	-	-	-	-	-
Mangoes	*	*	-	*	*	-	-	-
Oranges	*	*	-	*	*	-	-	-
Papayas	74	*	-	*	*	-	-	-
Pineapples	*	-	-	-	-	-	-	-
Chat	130	*	-	5,043	*	-	-	-
Coffee	4,354	425	-	24,639	403	-	-	-
Hops / 'Geshe'	160	*	-	1,901	*	-	-	-
Enset	16,734	8,021	-	79,956	7,994	-	-	-
Sugar cane	517	*	-	13,007	*	-	-	-
Other permanent	41	11	-	7,201	11	-	-	-

(Table 1.7.9 cont'd.)

Keffa

Crop type	UREA			UREA + DAP			INDIGENOUS SEED		
	Holder	Hectare	Quintal	Holder	Hectare	Quintal	Holder	Hectare	Quintal
All	*	*	382	-	-	-	186,269	151,140	99,738
Cereals	*	*	*	-	-	-	163,843	81,963	68,263
Teff	*	*	*	-	-	-	120,880	28,216	26,064
Barley	-	-	-	-	-	-	72,269	10,536	13,101
Wheat	*	*	*	-	-	-	29,540	5,665	*
Maize	-	-	-	-	-	-	48,933	19,372	12,114
Sorghum	-	-	-	-	-	-	69,923	16,030	5,701
Finger millet	-	-	-	-	-	-	13,507	1,872	*
Oats / 'Aja'	-	-	-	-	-	-	*	*	*
Rice	-	-	-	-	-	-	*	*	*
Pulses	-	-	-	-	-	-	154,475	38,589	31,342
Horse / Faba beans	-	-	-	-	-	-	99,858	18,692	18,244
Field Peas	-	-	-	-	-	-	71,789	13,520	7,719
Haricot beans	-	-	-	-	-	-	74,938	6,261	5,309
Chick peas	-	-	-	-	-	-	*	*	*
Lentils	-	-	-	-	-	-	-	-	-
Vetch / Grass peas	-	-	-	-	-	-	-	-	-
Soya beans	-	-	-	-	-	-	1,492	*	*
Fenugreek	-	-	-	-	-	-	*	*	*
Gibto	-	-	-	-	-	-	*	*	*
Oilseeds	-	-	-	-	-	-	21,852	410	133
Neug	-	-	-	-	-	-	-	-	-
Linseed	-	-	-	-	-	-	16,716	282	99
Groundnuts	-	-	-	-	-	-	*	*	*
Safflower	-	-	-	-	-	-	*	*	*
Sesame	-	-	-	-	-	-	*	*	*
Rapeseed	-	-	-	-	-	-	4,655	107	29
Vegetables	-	-	-	-	-	-	143,332	2,802	-
Lettuce	-	-	-	-	-	-	*	*	-
Head cabbage	-	-	-	-	-	-	8,735	53	-
Ethiopian cabbage	-	-	-	-	-	-	127,481	874	-
Tomatoes	-	-	-	-	-	-	*	*	-
Green peppers	-	-	-	-	-	-	33,656	199	-
Red peppers	-	-	-	-	-	-	17,030	*	-
Swiss chard	-	-	-	-	-	-	*	*	-
Root crops	-	-	-	-	-	-	136,289	3,179	-
Beetroot	-	-	-	-	-	-	10,102	32	-
Carrot	-	-	-	-	-	-	2,244	*	-
Onion	-	-	-	-	-	-	17,533	65	-
Potatoes	-	-	-	-	-	-	8,931	*	-
Garlic	-	-	-	-	-	-	15,760	27	-
Taro 'Godere'	-	-	-	-	-	-	112,446	2,566	-
Sweet potatoes	-	-	-	-	-	-	15,317	*	-
Other Temporary	-	-	-	-	-	-	66,473	1,129	-
Permanent crops							179,026	23,068	
Avocado							12,237	47	
Bananas							60,535	1,006	
Guava							*	*	
Lemons							-	-	
Mangoes							2,912	*	
Oranges							4,476	*	
Papayas							12,482	74	
Pineapples							*	*	
Chat							16,117	130	
Coffee							87,240	4,330	
Hops / 'Geshe'							18,256	160	
Enset							171,775	16,734	
Sugar cane							51,128	517	
Other permanent							28,618	41	

(Table 1.7.9 Cont'd.)

Keffa

Crop type	IMPROVED SEED			PESTICIDE		IRRIGATION		EXTENSION PACKAGE	
	Holder	Hectare	Quintal	Holder	Hectare	Holder	Hectare	Holder	Hectare
All	8,685	1,356	1,041	66,594	27,117	956	*	11,443	3,230
Cereals	5,885	1,334	1,041	65,874	26,607	-	-	9,751	2,893
Teff	-	-	-	54,788	15,569	-	-	3,821	1,146
Barley	*	*	*	14,825	2,324	-	-	*	*
Wheat	*	*	*	15,114	*	-	-	*	*
Maize	3,930	851	205	1,252	*	-	-	3,940	804
Sorghum	-	-	-	14,876	3,821	-	-	-	-
Finger millet	-	-	-	*	*	-	-	-	-
Oats / 'Aja'	-	-	-	*	*	-	-	-	-
Rice	-	-	-	-	-	-	-	-	-
Pulses	-	-	-	1,242	*	-	-	*	*
Horse / Faba beans	-	-	-	*	*	-	-	*	*
Field Peas	-	-	-	*	*	-	-	*	*
Haricot beans	-	-	-	-	-	-	-	-	-
Chick peas	-	-	-	-	-	-	-	-	-
Lentils	-	-	-	-	-	-	-	-	-
Vetch / Grass peas	-	-	-	-	-	-	-	-	-
Soya beans	-	-	-	-	-	-	-	-	-
Fenugreek	-	-	-	-	-	-	-	-	-
Gibto	-	-	-	-	-	-	-	-	-
Oilseeds	-	-	-	3,556	44	-	-	-	-
Neug	-	-	-	-	-	-	-	-	-
Linseed	-	-	-	3,556	44	-	-	-	-
Groundnuts	-	-	-	-	-	-	-	-	-
Safflower	-	-	-	-	-	-	-	-	-
Sesame	-	-	-	-	-	-	-	-	-
Rapeseed	-	-	-	-	-	-	-	-	-
Vegetables	*	*	-	*	*	-	-	*	*
Lettuce	-	-	-	-	-	-	-	-	-
Head cabbage	*	*	-	-	-	-	-	-	-
Ethiopian cabbage	-	-	-	-	-	-	-	*	*
Tomatoes	*	*	-	*	*	-	-	-	-
Green peppers	-	-	-	-	-	-	-	-	-
Red peppers	-	-	-	*	*	-	-	-	-
Swiss chard	-	-	-	-	-	-	-	-	-
Root crops	*	*	-	*	*	-	-	*	*
Beetroot	*	*	-	-	-	-	-	-	-
Carrot	*	*	-	-	-	-	-	-	-
Onion	*	*	-	-	-	-	-	-	-
Potatoes	-	-	-	-	-	-	-	-	-
Garlic	-	-	-	-	-	-	-	-	-
Taro 'Godere'	-	-	-	*	*	-	-	*	*
Sweet potatoes	-	-	-	-	-	-	-	-	-
Other Temporary	-	-	-	-	-	*	*	*	*
Permanent crops				940	*	*	*	3,996	*
Avocado				-	-	-	-	*	*
Bananas				-	-	*	*	*	*
Guava				-	-	-	-	-	-
Lemons				-	-	-	-	-	-
Mangoes				-	-	-	-	-	-
Oranges				-	-	-	-	-	-
Papayas				-	-	-	-	-	-
Pineapples				-	-	-	-	-	-
Chat				*	*	-	-	-	-
Coffee	*	*	-	-	-	*	*	2,938	*
Hops / 'Geshe'				-	-	-	-	-	-
Enset				*	*	*	*	-	-
Sugar cane				-	-	-	-	-	-
Other permanent				*	*	-	-	-	-

Table1.7.10 Number of Holders, Inputs Applied Area and Quantity of Inputs used

Gamo Gofa

Crop type	All Crop Area	All Fertilizers		Natural		DAP		
		Hectare	Quintal	Holder	Hectare	Holder	Hectare	Quintal
All	156,751	44,238	*	203,452	43,321	*	*	*
Cereals	96,215	21,388	*	126,644	20,664	*	*	*
Teff	28,960	*	*	5,314	*	*	*	*
Barley	12,685	8,141	*	79,721	8,108	*	*	*
Wheat	12,679	9,448	*	53,629	9,057	*	*	*
Maize	32,770	2,389	*	49,323	2,128	*	*	*
Sorghum	9,088	*	-	9,888	*	-	-	-
Finger millet	*	*	-	*	*	-	-	-
Oats / 'Aja'	*	*	-	*	*	-	-	-
Rice	-	-	-	-	-	-	-	-
Pulses	15,216	2,894	*	78,494	2,873	*	*	*
Horse / Faba beans	4,206	986	*	37,789	971	*	*	*
Field Peas	2,739	539	*	20,244	532	-	-	-
Haricot beans	7,991	1,316	-	34,321	1,316	-	-	-
Chick peas	*	-	-	-	-	-	-	-
Lentils	*	*	-	*	*	-	-	-
Vetch / Grass peas	-	-	-	-	-	-	-	-
Soya beans	-	-	-	-	-	-	-	-
Fenugreek	*	*	-	8,406	*	-	-	-
Gibto	-	-	-	-	-	-	-	-
Oilseeds	386	103	*	4,352	100	-	-	-
Neug	-	-	-	-	-	-	-	-
Linseed	131	*	*	3,696	*	-	-	-
Groundnuts	*	*	-	*	*	-	-	-
Safflower	*	-	-	-	-	-	-	-
Sesame	132	*	-	*	*	-	-	-
Rapeseed	-	-	-	-	-	-	-	-
Vegetables	1,298	884	*	68,806	882	*	*	*
Lettuce	-	-	-	-	-	-	-	-
Head cabbage	*	*	*	7,171	*	*	*	*
Ethiopian cabbage	943	841	*	66,094	840	*	*	*
Tomatoes	*	*	-	*	*	-	-	-
Green peppers	*	*	-	*	*	-	-	-
Red peppers	29	*	-	*	*	-	-	-
Swiss chard	-	-	-	-	-	-	-	-
Root crops	10,388	4,617	*	132,312	4,480	*	*	*
Beetroot	*	4	-	4,486	4	-	-	-
Carrot	*	*	-	*	*	-	-	-
Onion	111	69	-	24,154	69	-	-	-
Potatoes	2,808	2,579	*	64,427	2,442	*	*	*
Garlic	29	25	-	8,478	25	-	-	-
Taro 'Godere'	2,994	1,017	-	51,925	1,017	-	-	-
Sweet potatoes	4,428	923	-	38,103	923	-	-	-
Other Temporary	8,448	2,581	*	100,713	2,563	*	*	*
Permanent crops	24,800	11,770		188,516	11,759			
Avocado	35	20		4,710	20			
Bananas	*	554		36,447	554			
Guava	*	-		-	-			
Lemons	*	*		*	*			
Mangoes	*	74		18,072	74			
Oranges	*	*		*	*			
Papayas	99	11		5,023	11			
Pineapples	-	-		-	-			
Chat	*	*		*	*			
Coffee	4,010	2,134		76,052	2,134			
Hops / 'Geshe'	61	20		*	20			
Enset	11,339	8,357		168,348	8,346			
Sugar cane	373	148		13,767	148			
Other permanent	807	325		31,239	325			

(Table 1.7.10 cont'd.)

Gamo Gofa

Crop type	UREA			UREA + DAP			INDIGENOUS SEED		
	Holder	Hectare	Quintal	Holder	Hectare	Quintal	Holder	Hectare	Quintal
All	*	*	*	*	*	*	294,085	154,939	57,055
Cereals	*	*	*	*	*	*	264,846	94,556	48,732
Teff	-	-	-	-	-	-	102,042	28,918	12,710
Barley	*	*	*	-	-	-	116,032	12,685	12,562
Wheat	*	*	*	*	*	*	76,011	12,500	10,092
Maize	*	*	*	*	*	*	129,871	31,332	11,293
Sorghum	-	-	-	-	-	-	69,081	9,088	2,061
Finger millet	-	-	-	-	-	-	*	*	*
Oats / 'Aja'	-	-	-	-	-	-	*	*	-
Rice	-	-	-	-	-	-	-	-	-
Pulses	*	*	*	-	-	-	190,522	15,135	8,251
Horse / Faba beans	*	*	*	-	-	-	73,442	4,206	3,213
Field Peas	*	*	*	-	-	-	61,047	2,739	1,836
Haricot beans	-	-	-	-	-	-	117,390	7,910	3,097
Chick peas	-	-	-	-	-	-	*	*	*
Lentils	-	-	-	-	-	-	*	*	*
Vetch / Grass peas	-	-	-	-	-	-	-	-	-
Soya beans	-	-	-	-	-	-	-	-	-
Fenugreek	-	-	-	-	-	-	9,093	*	*
Gibto	-	-	-	-	-	-	-	-	-
Oilseeds	*	*	*	-	-	-	16,540	373	72
Neug	-	-	-	-	-	-	-	-	-
Linseed	*	*	*	-	-	-	10,691	131	35
Groundnuts	-	-	-	-	-	-	3,939	*	*
Safflower	-	-	-	-	-	-	*	*	*
Sesame	-	-	-	-	-	-	2,310	118	*
Rapeseed	-	-	-	-	-	-	-	-	-
Vegetables	-	-	-	-	-	-	83,881	1,294	-
Lettuce	-	-	-	-	-	-	-	-	-
Head cabbage	-	-	-	-	-	-	9,670	*	-
Ethiopian cabbage	-	-	-	-	-	-	75,978	938	-
Tomatoes	-	-	-	-	-	-	*	*	-
Green peppers	-	-	-	-	-	-	3,399	*	-
Red peppers	-	-	-	-	-	-	4,469	29	-
Swiss chard	-	-	-	-	-	-	-	-	-
Root crops	*	*	*	*	*	*	213,955	10,362	-
Beetroot	-	-	-	-	-	-	6,782	*	-
Carrot	-	-	-	-	-	-	*	*	-
Onion	-	-	-	-	-	-	35,260	111	-
Potatoes	*	*	*	*	*	*	73,428	2,795	-
Garlic	-	-	-	-	-	-	10,247	29	-
Taro 'Godere'	-	-	-	-	-	-	103,085	2,982	-
Sweet potatoes	-	-	-	-	-	-	117,173	4,428	-
Other Temporary	-	-	-	-	-	-	168,347	8,427	-
Permanent crops							280,157	24,792	
Avocado							11,619	35	
Bananas							94,255	*	
Guava							*	*	
Lemons							10,445	*	
Mangoes							51,733	*	
Oranges							15,901	*	
Papayas							24,005	99	
Pineapples							-	-	
Chat							*	*	
Coffee							129,319	4,010	
Hops / 'Geshe'							15,414	61	
Enset							211,556	11,331	
Sugar cane							27,678	373	
Other permanent							69,249	807	

(Table 1.7.10 Cont'd.)

Gamo Gofa

Crop type	IMPROVED SEED			PESTICIDE		IRRIGATION		EXTENSION PACKAGE	
	Holder	Hectare	Quintal	Holder	Hectare	Holder	Hectare	Holder	Hectare
All	12,889	1,753	733	3,688	*	16,050	*	6,446	969
Cereals	12,249	1,659	709	*	*	9,684	*	5,063	844
Teff	*	*	*	-	-	*	*	*	*
Barley	-	-	-	*	*	*	*	-	-
Wheat	*	*	161	*	*	-	-	*	*
Maize	9,354	1,438	535	*	*	*	*	2,788	628
Sorghum	-	-	-	-	-	-	-	-	-
Finger millet	-	-	-	-	-	-	-	-	-
Oats / 'Aja'	-	-	-	-	-	-	-	-	-
Rice	-	-	-	-	-	-	-	-	-
Pulses	*	*	*	*	*	*	*	*	*
Horse / Faba beans	-	-	-	*	*	-	-	-	-
Field Peas	-	-	-	-	-	-	-	-	-
Haricot beans	*	*	*	-	-	*	*	*	*
Chick peas	-	-	-	-	-	-	-	-	-
Lentils	-	-	-	-	-	-	-	*	*
Vetch / Grass peas	-	-	-	-	-	-	-	-	-
Soya beans	-	-	-	-	-	-	-	-	-
Fenugreek	-	-	-	-	-	-	-	-	-
Gibto	-	-	-	-	-	-	-	-	-
Oilseeds	*	*	*	-	-	-	-	*	*
Neug	-	-	-	-	-	-	-	-	-
Linseed	-	-	-	-	-	-	-	*	*
Groundnuts	-	-	-	-	-	-	-	-	-
Safflower	-	-	-	-	-	-	-	-	-
Sesame	*	*	*	-	-	-	-	-	-
Rapeseed	-	-	-	-	-	-	-	-	-
Vegetables	-	-	-	*	*	*	*	-	-
Lettuce	-	-	-	-	-	-	-	-	-
Head cabbage	-	-	-	-	-	*	*	-	-
Ethiopian cabbage	-	-	-	*	*	*	*	-	-
Tomatoes	-	-	-	-	-	*	*	-	-
Green peppers	-	-	-	-	-	*	*	-	-
Red peppers	-	-	-	-	-	*	*	-	-
Swiss chard	-	-	-	-	-	-	-	-	-
Root crops	-	-	-	*	*	*	*	*	*
Beetroot	-	-	-	-	-	*	*	-	-
Carrot	-	-	-	-	-	*	*	-	-
Onion	-	-	-	-	-	*	*	*	*
Potatoes	-	-	-	-	-	-	-	*	*
Garlic	-	-	-	-	-	-	-	-	-
Taro 'Godere'	-	-	-	*	*	-	-	-	-
Sweet potatoes	-	-	-	*	*	*	*	-	-
Other Temporary	-	-	-	*	*	*	*	*	*
Permanent crops	-	-	-	-	-	10,713	*	*	*
Avocado	-	-	-	-	-	*	*	-	-
Bananas	-	-	-	-	-	*	*	*	*
Guava	-	-	-	-	-	-	-	-	-
Lemons	-	-	-	-	-	*	*	-	-
Mangoes	-	-	-	-	-	*	*	*	*
Oranges	-	-	-	-	-	*	*	-	-
Papayas	-	-	-	-	-	-	-	-	-
Pineapples	-	-	-	-	-	-	-	-	-
Chat	-	-	-	-	-	-	-	-	-
Coffee	-	-	-	-	-	*	*	*	*
Hops / 'Geshe'	-	-	-	-	-	-	-	-	-
Enset	-	-	-	-	-	*	*	-	-
Sugar cane	-	-	-	-	-	-	-	-	-
Other permanent	-	-	-	-	-	*	*	*	*

Table1.7.11 Number of Holders, Inputs Applied Area and Quantity of Inputs used

Benchi - Maji

Crop type	All Crop Area	All Fertilizers		Natural		DAP		
		Hectare	Quintal	Holder	Hectare	Holder	Hectare	Quintal
All	62,238	4,853	753	44,167	3,917	3,139	881	711
Cereals	34,869	2,000	692	6,509	*	3,139	834	650
Teff	7,163	*	*	*	*	1,455	*	*
Barley	3,417	*	*	*	*	*	*	*
Wheat	305	*	*	-	-	*	*	*
Maize	10,515	753	239	3,395	*	1,139	392	239
Sorghum	11,640	*	-	*	*	-	-	-
Finger millet	*	-	-	-	-	-	-	-
Oats / 'Aja'	*	-	-	-	-	-	-	-
Rice	*	-	-	-	-	-	-	-
Pulses	8,136	*	*	7,036	*	*	*	*
Horse / Faba beans	2,285	*	-	*	*	-	-	-
Field Peas	2,594	*	-	*	*	-	-	-
Haricot beans	3,248	77	*	5,360	44	*	*	*
Chick peas	-	-	-	-	-	-	-	-
Lentils	-	-	-	-	-	-	-	-
Vetch / Grass peas	*	-	-	-	-	-	-	-
Soya beans	*	-	-	-	-	-	-	-
Fenugreek	*	-	-	-	-	-	-	-
Gibto	-	-	-	-	-	-	-	-
Oilseeds	125	*	-	*	*	-	-	-
Neug	*	-	-	-	-	-	-	-
Linseed	*	-	-	-	-	-	-	-
Groundnuts	-	-	-	-	-	-	-	-
Safflower	*	-	-	-	-	-	-	-
Sesame	*	-	-	-	-	-	-	-
Rapeseed	*	*	-	*	*	-	-	-
Vegetables	1,013	177	-	23,014	177	-	-	-
Lettuce	-	-	-	-	-	-	-	-
Head cabbage	28	-	-	-	-	-	-	-
Ethiopian cabbage	414	158	-	21,880	158	-	-	-
Tomatoes	*	-	-	-	-	-	-	-
Green peppers	192	15	-	3,579	15	-	-	-
Red peppers	379	*	-	857	*	-	-	-
Swiss chard	-	-	-	-	-	-	-	-
Root crops	4,511	489	-	25,018	489	-	-	-
Beetroot	*	-	-	-	-	-	-	-
Carrot	*	*	-	*	*	-	-	-
Onion	76	*	-	*	*	-	-	-
Potatoes	*	*	-	*	*	-	-	-
Garlic	*	*	-	*	*	-	-	-
Taro 'Godere'	4,386	471	-	24,064	471	-	-	-
Sweet potatoes	26	*	-	*	*	-	-	-
Other Temporary	778	84	-	14,745	84	-	-	-
Permanent crops	12,805	1,665	-	41,859	1,651	-	-	-
Avocado	100	*	-	1,474	*	-	-	-
Bananas	904	52	-	6,303	51	-	-	-
Guava	*	-	-	-	-	-	-	-
Lemons	*	-	-	-	-	-	-	-
Mangoes	104	*	-	*	*	-	-	-
Oranges	33	*	-	*	*	-	-	-
Papayas	189	*	-	3,548	*	-	-	-
Pineapples	*	-	-	-	-	-	-	-
Chat	640	15	-	2,503	15	-	-	-
Coffee	7,766	652	-	17,568	648	-	-	-
Hops / 'Geshe'	92	4	-	1,589	4	-	-	-
Enset	2,561	862	-	37,210	853	-	-	-
Sugar cane	410	52	-	4,115	52	-	-	-
Other permanent	5	2	-	*	2	-	-	-

(Table 1.7.11 cont'd.)

Benchi - Maji

Crop type	UREA			UREA + DAP			INDIGENOUS SEED		
	Holder	Hectare	Quintal	Holder	Hectare	Quintal	Holder	Hectare	Quintal
All	*	*	*	-	-	-	111,945	61,492	23,413
Cereals	*	*	*	-	-	-	85,459	34,165	18,059
Teff	*	*	*	-	-	-	33,560	7,138	4,614
Barley	-	-	-	-	-	-	21,463	3,417	3,283
Wheat	-	-	-	-	-	-	2,102	177	159
Maize	-	-	-	-	-	-	46,645	9,962	4,312
Sorghum	-	-	-	-	-	-	47,545	11,640	3,762
Finger millet	-	-	-	-	-	-	*	*	*
Oats / 'Aja'	-	-	-	-	-	-	*	*	-
Rice	-	-	-	-	-	-	*	*	*
Pulses	-	-	-	-	-	-	54,122	8,136	5,335
Horse / Faba beans	-	-	-	-	-	-	17,353	2,285	1,949
Field Peas	-	-	-	-	-	-	14,097	2,594	1,125
Haricot beans	-	-	-	-	-	-	39,688	3,248	2,254
Chick peas	-	-	-	-	-	-	-	-	-
Lentils	-	-	-	-	-	-	-	-	-
Vetch / Grass peas	-	-	-	-	-	-	*	*	*
Soya beans	-	-	-	-	-	-	*	*	-
Fenugreek	-	-	-	-	-	-	*	*	*
Gibto	-	-	-	-	-	-	-	-	-
Oilseeds	-	-	-	-	-	-	3,342	125	*
Neug	-	-	-	-	-	-	*	*	*
Linseed	-	-	-	-	-	-	*	*	*
Groundnuts	-	-	-	-	-	-	*	-	*
Safflower	-	-	-	-	-	-	*	*	*
Sesame	-	-	-	-	-	-	*	*	*
Rapeseed	-	-	-	-	-	-	2,142	*	*
Vegetables	-	-	-	-	-	-	66,636	1,013	-
Lettuce	-	-	-	-	-	-	-	-	-
Head cabbage	-	-	-	-	-	-	2,436	28	-
Ethiopian cabbage	-	-	-	-	-	-	56,940	414	-
Tomatoes	-	-	-	-	-	-	*	*	-
Green peppers	-	-	-	-	-	-	14,180	192	-
Red peppers	-	-	-	-	-	-	8,123	379	-
Swiss chard	-	-	-	-	-	-	-	-	-
Root crops	-	-	-	-	-	-	87,854	4,508	-
Beetroot	-	-	-	-	-	-	*	*	-
Carrot	-	-	-	-	-	-	*	*	-
Onion	-	-	-	-	-	-	5,357	75	-
Potatoes	-	-	-	-	-	-	1,542	*	-
Garlic	-	-	-	-	-	-	2,221	*	-
Taro 'Godere'	-	-	-	-	-	-	83,864	4,384	-
Sweet potatoes	-	-	-	-	-	-	4,532	26	-
Other Temporary	-	-	-	-	-	-	57,813	778	-
Permanent crops							106,937	12,767	
Avocado							14,606	100	
Bananas							52,645	902	
Guava							628	*	
Lemons							*	*	
Mangoes							20,911	104	
Oranges							6,580	33	
Papayas							31,855	189	
Pineapples							*	*	
Chat							21,815	640	
Coffee							80,798	7,730	
Hops / 'Gesho'							19,545	92	
Enset							87,733	2,561	
Sugar cane							23,074	409	
Other permanent							9,605	5	

(Table 1.7.11 Cont'd.)

Bench - Maji

Crop type	IMPROVED SEED			PESTICIDE		IRRIGATION		EXTENSION PACKAGE	
	Holder	Hectare	Quintal	Holder	Hectare	Holder	Hectare	Holder	Hectare
All	3,405	734	286	6,661	*	*	*	5,359	1,208
Cereals	2,511	703	286	*	*	-	-	4,374	1,050
Teff	*	*	*	*	*	-	-	*	*
Barley	-	-	-	*	*	-	-	*	*
Wheat	*	*	*	*	*	-	-	1,026	*
Maize	1,419	551	93	*	*	-	-	1,112	374
Sorghum	-	-	-	*	*	-	-	*	*
Finger millet	-	-	-	-	-	-	-	-	-
Oats / 'Aja'	-	-	-	-	-	-	-	-	-
Rice	-	-	-	*	*	-	-	-	-
Pulses	-	-	-	*	*	-	-	*	*
Horse / Faba beans	-	-	-	*	*	-	-	*	*
Field Peas	-	-	-	-	-	-	-	*	*
Haricot beans	-	-	-	-	-	-	-	-	-
Chick peas	-	-	-	-	-	-	-	-	-
Lentils	-	-	-	-	-	-	-	-	-
Vetch / Grass peas	-	-	-	-	-	-	-	-	-
Soya beans	-	-	-	-	-	-	-	-	-
Fenugreek	-	-	-	-	-	-	-	-	-
Gibto	-	-	-	-	-	-	-	-	-
Oilseeds	-	-	-	-	-	-	-	-	-
Neug	-	-	-	-	-	-	-	-	-
Linseed	-	-	-	-	-	-	-	-	-
Groundnuts	-	-	-	-	-	-	-	-	-
Safflower	-	-	-	-	-	-	-	-	-
Sesame	-	-	-	-	-	-	-	-	-
Rapeseed	-	-	-	-	-	-	-	-	-
Vegetables	-	-	-	*	*	-	-	*	*
Lettuce	-	-	-	-	-	-	-	-	-
Head cabbage	-	-	-	*	*	-	-	-	-
Ethiopian cabbage	-	-	-	-	-	-	-	*	*
Tomatoes	-	-	-	-	-	-	-	-	-
Green peppers	-	-	-	-	-	-	-	*	*
Red peppers	-	-	-	*	*	-	-	-	-
Swiss chard	-	-	-	-	-	-	-	-	-
Root crops	*	*	-	*	*	*	*	*	*
Beetroot	-	-	-	-	-	-	-	-	-
Carrot	-	-	-	-	-	-	-	-	-
Onion	*	*	-	*	*	*	*	*	*
Potatoes	-	-	-	-	-	-	-	-	-
Garlic	-	-	-	-	-	-	-	-	-
Taro 'Godere'	-	-	-	-	-	-	-	-	-
Sweet potatoes	-	-	-	-	-	-	-	-	-
Other Temporary	*	*	-	-	-	-	-	-	-
Permanent crops				*	*	-	-	600	*
Avocado				-	-	-	-	-	-
Bananas				-	-	-	-	*	*
Guava				-	-	-	-	-	-
Lemons				-	-	-	-	-	-
Mangoes				-	-	-	-	*	*
Oranges				-	-	-	-	-	-
Papayas				-	-	-	-	-	-
Pineapples				-	-	-	-	-	-
Chat				-	-	-	-	-	-
Coffee	*	*	-	-	-	-	-	*	*
Hops / 'Geshe'				-	-	-	-	-	-
Enset				*	*	-	-	-	-
Sugar cane				-	-	-	-	*	*
Other permanent				-	-	-	-	-	-

Table1.7.12 Number of Holders, Inputs Applied Area and Quantity of Inputs used

Yem Special Wereda

Crop type	All Crop Area	All Fertilizers		Natural		DAP		
		Hectare	Quintal	Holder	Hectare	Holder	Hectare	Quintal
All	22,073	9,808	5,852	16,092	3,395	10,409	5,940	5,145
Cereals	15,674	6,676	5,604	11,312	575	10,368	5,634	4,933
Teff	6,213	4,225	3,591	476	93	9,366	4,115	3,568
Barley	1,607	308	212	1,157	38	1,257	236	162
Wheat	4,576	1,283	1,213	479	*	3,542	1,131	1,055
Maize	1,659	795	588	10,907	340	1,234	142	147
Sorghum	1,588	63	*	807	*	*	*	*
Finger millet	*	-	-	-	-	-	-	-
Oats / 'Aja'	*	*	*	-	-	*	*	*
Rice	*	-	-	-	-	-	-	-
Pulses	3,413	1,051	176	5,674	755	1,202	295	176
Horse / Faba beans	1,815	564	*	3,751	536	*	*	*
Field Peas	1,390	424	148	1,281	165	834	259	148
Haricot beans	46	8	-	1,156	8	-	-	-
Chick peas	26	-	-	-	-	-	-	-
Lentils	125	50	3	995	43	279	*	3
Vetch / Grass peas	*	-	-	-	-	-	-	-
Soya beans	-	-	-	-	-	-	-	-
Fenugreek	11	4	*	1,194	4	*	*	*
Gibto	-	-	-	-	-	-	-	-
Oilseeds	277	*	*	1,428	*	*	*	*
Neug	*	-	-	-	-	-	-	-
Linseed	241	*	*	276	*	*	*	*
Groundnuts	*	-	-	-	-	-	-	-
Safflower	-	-	-	-	-	-	-	-
Sesame	-	-	-	-	-	-	-	-
Rapeseed	28	19	-	1,229	19	-	-	-
Vegetables	138	111	*	12,425	106	*	*	*
Lettuce	*	*	-	*	*	-	-	-
Head cabbage	8	6	*	1,639	5	*	*	*
Ethiopian cabbage	106	92	*	12,171	92	-	-	-
Tomatoes	6	*	-	575	*	-	-	-
Green peppers	10	5	-	1,918	5	-	-	-
Red peppers	*	*	*	*	*	*	*	*
Swiss chard	*	*	-	*	*	-	-	-
Root crops	298	202	*	9,927	200	*	*	*
Beetroot	6	4	-	2,141	4	-	-	-
Carrot	1	*	-	366	*	-	-	-
Onion	3	2	-	534	2	-	-	-
Potatoes	*	*	-	*	*	-	-	-
Garlic	6	3	-	1,954	3	-	-	-
Taro 'Godere'	209	156	*	6,816	154	*	*	*
Sweet potatoes	69	32	-	2,486	32	-	-	-
Other Temporary	96	72	-	6,452	72	-	-	-
Permanent crops	2,176	1,638		15,600	1,632			
Avocado	6	4		959	4			
Bananas	64	25		2,201	25			
Guava	3	*		204	*			
Lemons	*	*		*	*			
Mangoes	1	*		*	*			
Oranges	5	*		*	*			
Papayas	1	*		*	*			
Pineapples	*	*		*	*			
Chat	177	71		3,870	71			
Coffee	237	86		5,726	81			
Hops / 'Geshe'	13	*		248	*			
Enset	1,579	1,423		15,559	1,422			
Sugar cane	80	18		2,226	18			
Other permanent	8	4		699	4			

(Table 1.7.12 cont'd.)

Yem Special Wereda

Crop type	UREA			UREA + DAP			INDIGENOUS SEED		
	Holder	Hectare	Quintal	Holder	Hectare	Quintal	Holder	Hectare	Quintal
All	*	*	*	1,584	447	682	17,132	21,771	16,453
Cereals	*	*	*	1,539	444	648	17,012	15,374	12,657
Teff	*	*	*	*	*	*	14,249	6,213	3,219
Barley	-	-	-	*	*	*	11,426	1,607	2,253
Wheat	-	-	-	321	103	158	13,062	4,576	6,137
Maize	*	*	*	1,179	302	439	14,791	1,359	665
Sorghum	-	-	-	-	-	-	7,899	1,588	367
Finger millet	-	-	-	-	-	-	*	*	*
Oats / 'Aja'	-	-	-	-	-	-	446	*	13
Rice	-	-	-	-	-	-	*	*	-
Pulses	-	-	-	-	-	-	13,867	3,413	3,733
Horse / Faba beans	-	-	-	-	-	-	10,934	1,815	2,275
Field Peas	-	-	-	-	-	-	7,393	1,390	1,313
Haricot beans	-	-	-	-	-	-	3,088	46	*
Chick peas	-	-	-	-	-	-	339	26	8
Lentils	-	-	-	-	-	-	2,765	125	85
Vetch / Grass peas	-	-	-	-	-	-	*	*	*
Soya beans	-	-	-	-	-	-	-	-	-
Fenugreek	-	-	-	-	-	-	2,314	11	6
Gibto	-	-	-	-	-	-	-	-	-
Oilseeds	-	-	-	*	*	*	4,082	277	63
Neug	-	-	-	-	-	-	*	*	*
Linseed	-	-	-	*	*	*	2,280	241	59
Groundnuts	-	-	-	-	-	-	*	*	*
Safflower	-	-	-	-	-	-	-	-	-
Sesame	-	-	-	-	-	-	-	-	-
Rapeseed	-	-	-	-	-	-	2,130	28	3
Vegetables	*	*	*	*	*	*	14,020	138	-
Lettuce	-	-	-	-	-	-	*	*	-
Head cabbage	-	-	-	-	-	-	2,306	8	-
Ethiopian cabbage	*	*	*	-	-	-	13,651	106	-
Tomatoes	-	-	-	-	-	-	1,059	6	-
Green peppers	-	-	-	-	-	-	2,627	10	-
Red peppers	*	*	*	*	*	*	602	*	-
Swiss chard	-	-	-	-	-	-	*	*	-
Root crops	*	*	*	-	-	-	12,444	298	-
Beetroot	-	-	-	-	-	-	3,007	6	-
Carrot	-	-	-	-	-	-	656	1	-
Onion	-	-	-	-	-	-	730	3	-
Potatoes	-	-	-	-	-	-	*	*	-
Garlic	-	-	-	-	-	-	3,122	6	-
Taro 'Godere'	*	*	*	-	-	-	8,027	209	-
Sweet potatoes	-	-	-	-	-	-	4,962	69	-
Other Temporary	-	-	-	-	-	-	7,884	96	-
Permanent crops							16,807	2,175	
Avocado							1,294	6	
Bananas							5,026	64	
Guava							802	3	
Lemons							*	*	
Mangoes							*	1	
Oranges							835	5	
Papayas							329	1	
Pineapples							*	*	
Chat							7,087	177	
Coffee							10,083	237	
Hops / 'Gesho'							2,136	13	
Enset							16,683	1,579	
Sugar cane							4,884	80	
Other permanent							2,290	8	

(Table 1.7.12 Cont'd.)

Yem Special Wereda

Crop type	IMPROVED SEED			PESTICIDE		IRRIGATION		EXTENSION PACKAGE	
	Holder	Hectare	Quintal	Holder	Hectare	Holder	Hectare	Holder	Hectare
All	1,344	301	73	10,541	6,689	*	*	1,135	298
Cereals	1,136	300	73	10,541	6,673	-	-	1,135	298
Teff	-	-	-	8,020	3,623	-	-	*	*
Barley	-	-	-	1,839	360	-	-	-	-
Wheat	-	-	-	7,389	2,631	-	-	-	-
Maize	1,136	300	73	*	*	-	-	1,094	293
Sorghum	-	-	-	*	*	-	-	-	-
Finger millet	-	-	-	-	-	-	-	-	-
Oats / ‘Aja’	-	-	-	*	*	-	-	-	-
Rice	-	-	-	-	-	-	-	-	-
Pulses	-	-	-	*	*	-	-	-	-
Horse / Faba beans	-	-	-	*	*	-	-	-	-
Field Peas	-	-	-	-	-	-	-	-	-
Haricot beans	-	-	-	-	-	-	-	-	-
Chick peas	-	-	-	-	-	-	-	-	-
Lentils	-	-	-	-	-	-	-	-	-
Vetch / Grass peas	-	-	-	-	-	-	-	-	-
Soya beans	-	-	-	-	-	-	-	-	-
Fenugreek	-	-	-	-	-	-	-	-	-
Gibto	-	-	-	-	-	-	-	-	-
Oilseeds	-	-	-	*	*	-	-	-	-
Neug	-	-	-	-	-	-	-	-	-
Linseed	-	-	-	*	*	-	-	-	-
Groundnuts	-	-	-	-	-	-	-	-	-
Safflower	-	-	-	-	-	-	-	-	-
Sesame	-	-	-	-	-	-	-	-	-
Rapeseed	-	-	-	-	-	-	-	-	-
Vegetables	*	*	-	*	*	*	*	-	-
Lettuce	-	-	-	-	-	-	-	-	-
Head cabbage	*	*	-	-	-	-	-	-	-
Ethiopian cabbage	-	-	-	*	*	*	*	-	-
Tomatoes	-	-	-	-	-	*	*	-	-
Green peppers	-	-	-	-	-	-	-	-	-
Red peppers	-	-	-	-	-	-	-	-	-
Swiss chard	-	-	-	-	-	-	-	-	-
Root crops	*	*	-	-	-	-	-	-	-
Beetroot	*	*	-	-	-	-	-	-	-
Carrot	-	-	-	-	-	-	-	-	-
Onion	-	-	-	-	-	-	-	-	-
Potatoes	-	-	-	-	-	-	-	-	-
Garlic	-	-	-	-	-	-	-	-	-
Taro ‘Godere’	-	-	-	-	-	-	-	-	-
Sweet potatoes	-	-	-	-	-	-	-	-	-
Other Temporary	-	-	-	-	-	-	-	-	-
Permanent crops				*	*	*	*	-	-
Avocado				-	-	*	*	-	-
Bananas				-	-	*	*	-	-
Guava				-	-	-	-	-	-
Lemons				-	-	-	-	-	-
Mangoes				-	-	-	-	-	-
Oranges				-	-	*	*	-	-
Papayas				-	-	-	-	-	-
Pineapples				-	-	-	-	-	-
Chat				-	-	*	*	-	-
Coffee	-	-	-	*	*	*	*	-	-
Hops / ‘Gesho’				-	-	-	-	-	-
Enset				-	-	-	-	-	-
Sugar cane				-	-	-	-	-	-
Other permanent				-	-	-	-	-	-

Table1.7.13 Number of Holders, Inputs Applied Area and Quantity of Inputs used

Amaro Special Wereda

Crop type	All Crop Area	All Fertilizers		Natural		DAP		
		Hectare	Quintal	Holder	Hectare	Holder	Hectare	Quintal
All	14,355	6,441	-	31,933	6,441	-	-	-
Cereals	6,314	851	-	9,289	851	-	-	-
Teff	3,927	166	-	1,202	166	-	-	-
Barley	919	444	-	4,333	444	-	-	-
Wheat	*	*	-	*	*	-	-	-
Maize	1,179	233	-	4,952	233	-	-	-
Sorghum	*	*	-	*	*	-	-	-
Finger millet	-	-	-	-	-	-	-	-
Oats / 'Aja'	-	-	-	-	-	-	-	-
Rice	-	-	-	-	-	-	-	-
Pulses	1,664	432	-	8,672	432	-	-	-
Horse / Faba beans	144	57	-	2,070	57	-	-	-
Field Peas	316	*	-	1,983	*	-	-	-
Haricot beans	953	181	-	5,668	181	-	-	-
Chick peas	*	-	-	-	-	-	-	-
Lentils	*	*	-	*	*	-	-	-
Vetch / Grass peas	-	-	-	-	-	-	-	-
Soya beans	*	*	-	*	*	-	-	-
Fenugreek	-	-	-	-	-	-	-	-
Gibto	-	-	-	-	-	-	-	-
Oilseeds	-	-	-	-	-	-	-	-
Neug	-	-	-	-	-	-	-	-
Linseed	-	-	-	-	-	-	-	-
Groundnuts	-	-	-	-	-	-	-	-
Safflower	-	-	-	-	-	-	-	-
Sesame	-	-	-	-	-	-	-	-
Rapeseed	-	-	-	-	-	-	-	-
Vegetables	191	174	-	11,151	174	-	-	-
Lettuce	-	-	-	-	-	-	-	-
Head cabbage	-	-	-	-	-	-	-	-
Ethiopian cabbage	188	173	-	10,913	173	-	-	-
Tomatoes	*	*	-	*	*	-	-	-
Green peppers	1	*	-	*	*	-	-	-
Red peppers	-	-	-	-	-	-	-	-
Swiss chard	*	-	-	-	-	-	-	-
Root crops	39	23	-	2,203	23	-	-	-
Beetroot	-	-	-	-	-	-	-	-
Carrot	-	-	-	-	-	-	-	-
Onion	*	*	-	*	*	-	-	-
Potatoes	*	*	-	*	*	-	-	-
Garlic	*	*	-	*	*	-	-	-
Taro 'Godere'	*	*	-	*	*	-	-	-
Sweet potatoes	30	*	-	1,256	*	-	-	-
Other Temporary	561	267	-	14,037	267	-	-	-
Permanent crops	5,586	4,694	-	31,617	4,694	-	-	-
Avocado	30	21	-	2,710	21	-	-	-
Bananas	220	118	-	7,823	118	-	-	-
Guava	*	*	-	390	*	-	-	-
Lemons	*	*	-	*	*	-	-	-
Mangoes	21	15	-	1,755	15	-	-	-
Oranges	*	*	-	*	*	-	-	-
Papayas	17	15	-	2,215	15	-	-	-
Pineapples	-	-	-	-	-	-	-	-
Chat	*	*	-	1,374	*	-	-	-
Coffee	1,571	1,206	-	20,421	1,206	-	-	-
Hops / 'Geshe'	-	-	-	-	-	-	-	-
Enset	3,479	3,178	-	31,014	3,178	-	-	-
Sugar cane	135	67	-	3,225	67	-	-	-
Other permanent	9	3	-	887	3	-	-	-

(Table 1.7.13 cont'd.)

Amaro Special Wereda

Crop type	UREA			UREA + DAP			INDIGENOUS SEED		
	Holder	Hectare	Quintal	Holder	Hectare	Quintal	Holder	Hectare	Quintal
All	-	-	-	-	-	-	34,512	13,964	3,596
Cereals	-	-	-	-	-	-	25,514	5,930	2,448
Teff	-	-	-	-	-	-	15,809	3,927	1,378
Barley	-	-	-	-	-	-	10,243	919	591
Wheat	-	-	-	-	-	-	1,839	*	*
Maize	-	-	-	-	-	-	11,076	801	290
Sorghum	-	-	-	-	-	-	*	*	*
Finger millet	-	-	-	-	-	-	-	-	-
Oats / 'Aja'	-	-	-	-	-	-	-	-	-
Rice	-	-	-	-	-	-	-	-	-
Pulses	-	-	-	-	-	-	21,136	1,659	1,148
Horse / Faba beans	-	-	-	-	-	-	4,364	144	131
Field Peas	-	-	-	-	-	-	3,985	316	181
Haricot beans	-	-	-	-	-	-	15,810	948	765
Chick peas	-	-	-	-	-	-	*	*	*
Lentils	-	-	-	-	-	-	*	*	*
Vetch / Grass peas	-	-	-	-	-	-	-	-	-
Soya beans	-	-	-	-	-	-	*	*	*
Fenugreek	-	-	-	-	-	-	-	-	-
Gibto	-	-	-	-	-	-	-	-	-
Oilseeds	-	-	-	-	-	-	-	-	-
Neug	-	-	-	-	-	-	-	-	-
Linseed	-	-	-	-	-	-	-	-	-
Groundnuts	-	-	-	-	-	-	-	-	-
Safflower	-	-	-	-	-	-	-	-	-
Sesame	-	-	-	-	-	-	-	-	-
Rapeseed	-	-	-	-	-	-	-	-	-
Vegetables	-	-	-	-	-	-	13,247	191	-
Lettuce	-	-	-	-	-	-	-	-	-
Head cabbage	-	-	-	-	-	-	-	-	-
Ethiopian cabbage	-	-	-	-	-	-	12,651	188	-
Tomatoes	-	-	-	-	-	-	620	*	-
Green peppers	-	-	-	-	-	-	316	1	-
Red peppers	-	-	-	-	-	-	-	-	-
Swiss chard	-	-	-	-	-	-	*	*	-
Root crops	-	-	-	-	-	-	3,445	39	-
Beetroot	-	-	-	-	-	-	-	-	-
Carrot	-	-	-	-	-	-	-	-	-
Onion	-	-	-	-	-	-	340	*	-
Potatoes	-	-	-	-	-	-	*	*	-
Garlic	-	-	-	-	-	-	*	*	-
Taro 'Godere'	-	-	-	-	-	-	*	*	-
Sweet potatoes	-	-	-	-	-	-	2,170	30	-
Other Temporary	-	-	-	-	-	-	19,707	560	-
Permanent crops							33,371	5,585	
Avocado							4,163	30	
Bananas							12,304	220	
Guava							896	*	
Lemons							1,500	*	
Mangoes							2,898	21	
Oranges							898	*	
Papayas							3,508	17	
Pineapples							-	-	
Chat							1,988	*	
Coffee							22,412	1,571	
Hops / 'Gesho'							-	-	
Enset							32,553	3,479	
Sugar cane							4,929	135	
Other permanent							2,291	9	

(Table 1.7.13 Cont'd.)

Amaro Special Wereda

Crop type	IMPROVED SEED			PESTICIDE		IRRIGATION		EXTENSION PACKAGE	
	Holder	Hectare	Quintal	Holder	Hectare	Holder	Hectare	Holder	Hectare
All	2,841	*	74	*	*	14,042	3,929	1,687	*
Cereals	2,663	*	72	*	*	7,951	1,392	*	*
Teff	-	-	-	*	*	4,944	1,116	*	*
Barley	-	-	-	-	-	*	*	-	-
Wheat	*	*	*	-	-	-	-	-	-
Maize	2,573	*	68	*	*	6,257	237	*	*
Sorghum	-	-	-	-	-	*	*	*	*
Finger millet	-	-	-	-	-	-	-	-	-
Oats / 'Aja'	-	-	-	-	-	-	-	-	-
Rice	-	-	-	-	-	-	-	-	-
Pulses	*	*	*	-	-	5,905	162	*	*
Horse / Faba beans	-	-	-	-	-	*	*	-	-
Field Peas	-	-	-	-	-	*	*	-	-
Haricot beans	*	*	*	-	-	5,829	157	*	*
Chick peas	-	-	-	-	-	-	-	-	-
Lentils	-	-	-	-	-	-	-	-	-
Vetch / Grass peas	-	-	-	-	-	-	-	-	-
Soya beans	-	-	-	-	-	-	-	-	-
Fenugreek	-	-	-	-	-	-	-	-	-
Gibto	-	-	-	-	-	-	-	-	-
Oilseeds	-	-	-	-	-	-	-	-	-
Neug	-	-	-	-	-	-	-	-	-
Linseed	-	-	-	-	-	-	-	-	-
Groundnuts	-	-	-	-	-	-	-	-	-
Safflower	-	-	-	-	-	-	-	-	-
Sesame	-	-	-	-	-	-	-	-	-
Rapeseed	-	-	-	-	-	-	-	-	-
Vegetables	-	-	-	-	-	3,800	20	*	*
Lettuce	-	-	-	-	-	-	-	-	-
Head cabbage	-	-	-	-	-	-	-	-	-
Ethiopian cabbage	-	-	-	-	-	3,473	18	*	*
Tomatoes	-	-	-	-	-	351	*	-	-
Green peppers	-	-	-	-	-	*	*	-	-
Red peppers	-	-	-	-	-	-	-	-	-
Swiss chard	-	-	-	-	-	-	-	-	-
Root crops	-	-	-	*	*	957	*	-	-
Beetroot	-	-	-	-	-	-	-	-	-
Carrot	-	-	-	-	-	-	-	-	-
Onion	-	-	-	*	*	*	*	-	-
Potatoes	-	-	-	-	-	-	-	-	-
Garlic	-	-	-	-	-	-	-	-	-
Taro 'Godere'	-	-	-	-	-	*	*	-	-
Sweet potatoes	-	-	-	-	-	582	*	-	-
Other Temporary	-	-	-	*	*	7,765	284	*	*
Permanent crops	-	-	-	*	*	13,952	2,055	*	*
Avocado	-	-	-	-	-	2,804	17	-	-
Bananas	-	-	-	-	-	9,151	157	*	*
Guava	-	-	-	-	-	*	*	-	-
Lemons	-	-	-	-	-	*	*	-	-
Mangoes	-	-	-	-	-	1,670	13	-	-
Oranges	-	-	-	-	-	*	*	-	-
Papayas	-	-	-	-	-	2,392	14	-	-
Pineapples	-	-	-	-	-	-	-	-	-
Chat	-	-	-	-	-	1,521	*	-	-
Coffee	-	-	-	*	*	11,083	812	-	-
Hops / 'Geshe'	-	-	-	-	-	-	-	-	-
Enset	-	-	-	*	*	13,427	900	-	-
Sugar cane	-	-	-	-	-	2,492	*	*	*
Other permanent	-	-	-	-	-	1,392	4	*	*

Table1.7.14 Number of Holders, Inputs Applied Area and Quantity of Inputs used

Burji Special Wereda

Crop type	All Crop Area	All Fertilizers		Natural		DAP		
		Hectare	Quintal	Holder	Hectare	Holder	Hectare	Quintal
All	5,753	681	*	4,013	618	*	*	*
Cereals	3,534	165	*	1,488	105	*	*	*
Teff	1,412	*	-	*	*	-	-	-
Barley	271	*	*	484	*	*	*	*
Wheat	571	91	*	482	34	*	*	*
Maize	1,045	34	*	964	32	*	*	*
Sorghum	235	11	-	192	11	-	-	-
Finger millet	*	-	-	-	-	-	-	-
Oats / 'Aja'	-	-	-	-	-	-	-	-
Rice	-	-	-	-	-	-	-	-
Pulses	1,622	91	*	1,537	89	*	*	*
Horse / Faba beans	34	*	-	503	*	-	-	-
Field Peas	82	*	-	193	*	-	-	-
Haricot beans	1,290	64	-	1,150	64	-	-	-
Chick peas	155	*	-	*	*	-	-	-
Lentils	33	*	*	*	*	*	*	*
Vetch / Grass peas	-	-	-	-	-	-	-	-
Soya beans	*	*	-	*	*	-	-	-
Fenugreek	27	*	-	*	*	-	-	-
Gibto	-	-	-	-	-	-	-	-
Oilseeds	7	-	-	-	-	-	-	-
Neug	-	-	-	-	-	-	-	-
Linseed	4	-	-	-	-	-	-	-
Groundnuts	-	-	-	-	-	-	-	-
Safflower	*	-	-	-	-	-	-	-
Sesame	-	-	-	-	-	-	-	-
Rapeseed	-	-	-	-	-	-	-	-
Vegetables	56	43	-	2,471	43	-	-	-
Lettuce	-	-	-	-	-	-	-	-
Head cabbage	*	-	-	-	-	-	-	-
Ethiopian cabbage	51	40	-	2,274	40	-	-	-
Tomatoes	2	*	-	207	*	-	-	-
Green peppers	3	*	-	261	*	-	-	-
Red peppers	*	*	-	*	*	-	-	-
Swiss chard	-	-	-	-	-	-	-	-
Root crops	17	5	-	553	5	-	-	-
Beetroot	*	*	-	*	*	-	-	-
Carrot	*	*	-	*	*	-	-	-
Onion	4	*	-	282	*	-	-	-
Potatoes	11	*	-	*	*	-	-	-
Garlic	*	*	-	*	*	-	-	-
Taro 'Godere'	*	-	-	-	-	-	-	-
Sweet potatoes	2	*	-	79	*	-	-	-
Other Temporary	49	21	-	1,659	21	-	-	-
Permanent crops	469	355	-	3,509	355	-	-	-
Avocado	1	*	-	170	*	-	-	-
Bananas	19	*	-	657	*	-	-	-
Guava	4	*	-	156	*	-	-	-
Lemons	*	-	-	-	-	-	-	-
Mangoes	*	-	-	-	-	-	-	-
Oranges	*	*	-	*	*	-	-	-
Papayas	2	*	-	339	*	-	-	-
Pineapples	-	-	-	-	-	-	-	-
Chat	*	*	-	*	*	-	-	-
Coffee	71	39	-	1,585	39	-	-	-
Hops / 'Gesho'	*	-	-	-	-	-	-	-
Enset	345	299	-	2,613	299	-	-	-
Sugar cane	14	4	-	416	4	-	-	-
Other permanent	10	*	-	*	*	-	-	-

(Table 1.7.14 cont'd.)

Burji Special Wereda

Crop type	UREA			UREA + DAP			INDIGENOUS SEED		
	Holder	Hectare	Quintal	Holder	Hectare	Quintal	Holder	Hectare	Quintal
All	*	*	-	-	-	-	8,115	5,744	2,517
Cereals	-	-	-	-	-	-	7,442	3,534	1,641
Teff	-	-	-	-	-	-	4,597	1,412	693
Barley	-	-	-	-	-	-	4,351	271	188
Wheat	-	-	-	-	-	-	4,336	571	361
Maize	-	-	-	-	-	-	5,066	1,045	309
Sorghum	-	-	-	-	-	-	1,655	235	90
Finger millet	-	-	-	-	-	-	*	*	*
Oats / 'Aja'	-	-	-	-	-	-	-	-	-
Rice	-	-	-	-	-	-	-	-	-
Pulses	-	-	-	-	-	-	6,940	1,617	874
Horse / Faba beans	-	-	-	-	-	-	1,099	34	16
Field Peas	-	-	-	-	-	-	1,075	82	37
Haricot beans	-	-	-	-	-	-	6,213	1,286	729
Chick peas	-	-	-	-	-	-	1,163	155	72
Lentils	-	-	-	-	-	-	590	33	14
Vetch / Grass peas	-	-	-	-	-	-	-	-	-
Soya beans	-	-	-	-	-	-	*	*	*
Fenugreek	-	-	-	-	-	-	555	27	6
Gibto	-	-	-	-	-	-	-	-	-
Oilseeds	-	-	-	-	-	-	278	7	1
Neug	-	-	-	-	-	-	-	-	-
Linseed	-	-	-	-	-	-	237	4	1
Groundnuts	-	-	-	-	-	-	-	-	-
Safflower	-	-	-	-	-	-	*	*	*
Sesame	-	-	-	-	-	-	-	-	-
Rapeseed	-	-	-	-	-	-	-	-	-
Vegetables	-	-	-	-	-	-	3,886	56	-
Lettuce	-	-	-	-	-	-	-	-	-
Head cabbage	-	-	-	-	-	-	*	*	-
Ethiopian cabbage	-	-	-	-	-	-	3,345	51	-
Tomatoes	-	-	-	-	-	-	601	2	-
Green peppers	-	-	-	-	-	-	686	3	-
Red peppers	-	-	-	-	-	-	*	*	-
Swiss chard	-	-	-	-	-	-	-	-	-
Root crops	-	-	-	-	-	-	1,316	17	-
Beetroot	-	-	-	-	-	-	*	*	-
Carrot	-	-	-	-	-	-	*	*	-
Onion	-	-	-	-	-	-	520	4	-
Potatoes	-	-	-	-	-	-	546	11	-
Garlic	-	-	-	-	-	-	*	*	-
Taro 'Godere'	-	-	-	-	-	-	*	*	-
Sweet potatoes	-	-	-	-	-	-	329	2	-
Other Temporary	*	*	-	-	-	-	3,248	48	-
Permanent crops							6,029	465	
Avocado							464	1	
Bananas							1,952	19	
Guava							641	4	
Lemons							184	*	
Mangoes							122	*	
Oranges							80	*	
Papayas							1,039	2	
Pineapples							-	-	
Chat							113	*	
Coffee							3,107	69	
Hops / 'Geshe'							*	*	
Enset							3,568	343	
Sugar cane							1,204	14	
Other permanent							1,320	10	

(Table 1.7.14 Cont'd.)

Burji Special Wereda

Crop type	IMPROVED SEED			PESTICIDE		IRRIGATION		EXTENSION PACKAGE	
	Holder	Hectare	Quintal	Holder	Hectare	Holder	Hectare	Holder	Hectare
All	256	*	*	1,142	607	176	22	597	*
Cereals	-	-	-	1,083	487	119	*	*	*
Teff	-	-	-	1,036	426	*	*	*	*
Barley	-	-	-	*	*	-	-	*	*
Wheat	-	-	-	*	*	*	*	312	73
Maize	-	-	-	*	*	*	*	*	*
Sorghum	-	-	-	-	-	-	-	*	*
Finger millet	-	-	-	-	-	-	-	-	-
Oats / 'Aja'	-	-	-	-	-	-	-	-	-
Rice	-	-	-	-	-	-	-	-	-
Pulses	*	*	*	*	*	*	*	*	*
Horse / Faba beans	-	-	-	-	-	-	-	-	-
Field Peas	-	-	-	-	-	-	-	-	-
Haricot beans	*	*	*	*	*	*	*	*	*
Chick peas	-	-	-	*	*	-	-	*	*
Lentils	-	-	-	-	-	-	-	*	*
Vetch / Grass peas	-	-	-	-	-	-	-	-	-
Soya beans	-	-	-	-	-	-	-	-	-
Fenugreek	-	-	-	-	-	-	-	-	-
Gibto	-	-	-	-	-	-	-	-	-
Oilseeds	-	-	-	-	-	-	-	-	-
Neug	-	-	-	-	-	-	-	-	-
Linseed	-	-	-	-	-	-	-	-	-
Groundnuts	-	-	-	-	-	-	-	-	-
Safflower	-	-	-	-	-	-	-	-	-
Sesame	-	-	-	-	-	-	-	-	-
Rapeseed	-	-	-	-	-	-	-	-	-
Vegetables	-	-	-	*	*	*	*	*	*
Lettuce	-	-	-	-	-	-	-	-	-
Head cabbage	-	-	-	-	-	-	-	-	-
Ethiopian cabbage	-	-	-	-	-	*	*	-	-
Tomatoes	-	-	-	*	*	-	-	-	-
Green peppers	-	-	-	-	-	-	-	*	*
Red peppers	-	-	-	-	-	-	-	-	-
Swiss chard	-	-	-	-	-	-	-	-	-
Root crops	*	*	-	*	*	*	*	-	-
Beetroot	*	*	-	-	-	-	-	-	-
Carrot	-	-	-	-	-	-	-	-	-
Onion	-	-	-	-	-	*	*	-	-
Potatoes	-	-	-	-	-	-	-	-	-
Garlic	-	-	-	-	-	-	-	-	-
Taro 'Godere'	-	-	-	-	-	*	*	-	-
Sweet potatoes	-	-	-	*	*	-	-	-	-
Other Temporary	-	-	-	*	*	*	*	-	-
Permanent crops				*	*	77	*	*	*
Avocado				-	-	-	-	-	-
Bananas				*	*	*	*	-	-
Guava				-	-	-	-	-	-
Lemons				-	-	-	-	-	-
Mangoes				-	-	-	-	-	-
Oranges				-	-	-	-	-	-
Papayas				-	-	*	*	*	*
Pineapples				-	-	-	-	-	-
Chat				-	-	-	-	-	-
Coffee	195	*	-	-	-	*	*	*	*
Hops / 'Gesho'				-	-	-	-	-	-
Enset				-	-	*	*	-	-
Sugar cane				-	-	*	*	-	-
Other permanent				*	*	*	*	-	-

Table1.7.15 Number of Holders, Inputs Applied Area and Quantity of Inputs used

Konso Special Wereda

Crop type	All Crop Area	All Fertilizers		Natural		DAP		
		Hectare	Quintal	Holder	Hectare	Holder	Hectare	Quintal
All	28,082	9,905	-	26,783	9,905	-	-	-
Cereals	21,131	7,167	-	23,913	7,167	-	-	-
Teff	2,852	1,191	-	4,504	1,191	-	-	-
Barley	*	-	-	-	-	-	-	-
Wheat	*	-	-	-	-	-	-	-
Maize	9,853	1,944	-	14,145	1,944	-	-	-
Sorghum	8,324	4,031	-	18,819	4,031	-	-	-
Finger millet	*	-	-	-	-	-	-	-
Oats / 'Aja'	-	-	-	-	-	-	-	-
Rice	*	*	-	*	*	-	-	-
Pulses	3,289	915	-	9,250	915	-	-	-
Horse / Faba beans	*	*	-	*	*	-	-	-
Field Peas	*	-	-	-	-	-	-	-
Haricot beans	3,070	903	-	8,942	903	-	-	-
Chick peas	*	*	-	*	*	-	-	-
Lentils	*	-	-	-	-	-	-	-
Vetch / Grass peas	-	-	-	-	-	-	-	-
Soya beans	-	-	-	-	-	-	-	-
Fenugreek	*	*	-	*	*	-	-	-
Gibto	-	-	-	-	-	-	-	-
Oilseeds	*	*	-	*	*	-	-	-
Neug	-	-	-	-	-	-	-	-
Linseed	-	-	-	-	-	-	-	-
Groundnuts	-	-	-	-	-	-	-	-
Safflower	*	*	-	*	*	-	-	-
Sesame	*	*	-	*	*	-	-	-
Rapeseed	-	-	-	-	-	-	-	-
Vegetables	11	*	-	*	*	-	-	-
Lettuce	-	-	-	-	-	-	-	-
Head cabbage	-	-	-	-	-	-	-	-
Ethiopian cabbage	9	*	-	*	*	-	-	-
Tomatoes	*	*	-	*	*	-	-	-
Green peppers	-	-	-	-	-	-	-	-
Red peppers	-	-	-	-	-	-	-	-
Swiss chard	-	-	-	-	-	-	-	-
Root crops	*	*	-	904	*	-	-	-
Beetroot	-	-	-	-	-	-	-	-
Carrot	-	-	-	-	-	-	-	-
Onion	*	*	-	*	*	-	-	-
Potatoes	3	*	-	*	*	-	-	-
Garlic	*	*	-	*	*	-	-	-
Taro 'Godere'	*	-	-	-	-	-	-	-
Sweet potatoes	*	*	-	*	*	-	-	-
Other Temporary	1,702	826	-	9,689	826	-	-	-
Permanent crops	1,835	950	-	17,844	950	-	-	-
Avocado	*	*	-	*	*	-	-	-
Bananas	*	*	-	2,343	*	-	-	-
Guava	*	*	-	*	*	-	-	-
Lemons	*	*	-	*	*	-	-	-
Mangoes	13	*	-	*	*	-	-	-
Oranges	*	*	-	*	*	-	-	-
Papayas	*	*	-	3,388	*	-	-	-
Pineapples	-	-	-	-	-	-	-	-
Chat	*	*	-	*	*	-	-	-
Coffee	612	445	-	7,157	445	-	-	-
Hops / 'Geshe'	*	*	-	*	*	-	-	-
Enset	*	*	-	*	*	-	-	-
Sugar cane	*	*	-	*	*	-	-	-
Other permanent	566	332	-	14,661	332	-	-	-

(Table 1.7.15 cont'd.)

Konso Special Wereda

Crop type	UREA			UREA + DAP			INDIGENOUS SEED		
	Holder	Hectare	Quintal	Holder	Hectare	Quintal	Holder	Hectare	Quintal
All	-	-	-	-	-	-	40,438	27,874	6,571
Cereals	-	-	-	-	-	-	38,757	20,951	5,615
Teff	-	-	-	-	-	-	8,856	2,852	758
Barley	-	-	-	-	-	-	*	*	*
Wheat	-	-	-	-	-	-	*	*	*
Maize	-	-	-	-	-	-	27,532	9,705	2,814
Sorghum	-	-	-	-	-	-	28,246	8,291	1,990
Finger millet	-	-	-	-	-	-	*	*	-
Oats / 'Aja'	-	-	-	-	-	-	-	-	-
Rice	-	-	-	-	-	-	*	*	-
Pulses	-	-	-	-	-	-	20,043	3,272	950
Horse / Faba beans	-	-	-	-	-	-	*	*	*
Field Peas	-	-	-	-	-	-	*	*	*
Haricot beans	-	-	-	-	-	-	20,043	3,053	872
Chick peas	-	-	-	-	-	-	882	*	*
Lentils	-	-	-	-	-	-	*	*	*
Vetch / Grass peas	-	-	-	-	-	-	-	-	-
Soya beans	-	-	-	-	-	-	-	-	-
Fenugreek	-	-	-	-	-	-	*	*	*
Gibto	-	-	-	-	-	-	-	-	-
Oilseeds	-	-	-	-	-	-	1,351	*	*
Neug	-	-	-	-	-	-	-	-	-
Linseed	-	-	-	-	-	-	-	-	-
Groundnuts	-	-	-	-	-	-	-	-	-
Safflower	-	-	-	-	-	-	*	*	*
Sesame	-	-	-	-	-	-	*	*	*
Rapeseed	-	-	-	-	-	-	-	-	-
Vegetables	-	-	-	-	-	-	2,185	11	-
Lettuce	-	-	-	-	-	-	-	-	-
Head cabbage	-	-	-	-	-	-	-	-	-
Ethiopian cabbage	-	-	-	-	-	-	1,739	9	-
Tomatoes	-	-	-	-	-	-	*	*	-
Green peppers	-	-	-	-	-	-	-	-	-
Red peppers	-	-	-	-	-	-	-	-	-
Swiss chard	-	-	-	-	-	-	-	-	-
Root crops	-	-	-	-	-	-	*	*	-
Beetroot	-	-	-	-	-	-	-	-	-
Carrot	-	-	-	-	-	-	-	-	-
Onion	-	-	-	-	-	-	*	*	-
Potatoes	-	-	-	-	-	-	503	3	-
Garlic	-	-	-	-	-	-	*	*	-
Taro 'Godere'	-	-	-	-	-	-	*	*	-
Sweet potatoes	-	-	-	-	-	-	418	*	-
Other Temporary	-	-	-	-	-	-	15,736	1,696	-
Permanent crops							33,334	1,830	
Avocado							*	*	
Bananas							5,595	*	
Guava							725	*	
Lemons							410	*	
Mangoes							4,397	13	
Oranges							*	*	
Papayas							7,798	*	
Pineapples							-	-	
Chat							*	*	
Coffee							11,813	612	
Hops / 'Geshe'							*	*	
Enset							*	*	
Sugar cane							*	*	
Other permanent							28,283	563	

(Table 1.7.15 Cont'd.)

Konso Special Wereda

Crop type	IMPROVED SEED			PESTICIDE		IRRIGATION		EXTENSION PACKAGE	
	Holder	Hectare	Quintal	Holder	Hectare	Holder	Hectare	Holder	Hectare
All	*	*	*	1,244	*	7,213	*	*	*
Cereals	*	*	*	418	*	7,114	*	*	*
Teff	-	-	-	*	*	-	-	-	-
Barley	-	-	-	*	*	-	-	-	-
Wheat	-	-	-	-	-	-	-	-	-
Maize	*	*	*	*	*	7,002	*	*	*
Sorghum	-	-	-	-	-	1,103	*	*	*
Finger millet	-	-	-	-	-	-	-	-	-
Oats / 'Aja'	-	-	-	-	-	-	-	-	-
Rice	-	-	-	-	-	-	-	-	-
Pulses	*	*	*	*	*	*	*	*	*
Horse / Faba beans	-	-	-	-	-	-	-	-	-
Field Peas	-	-	-	*	*	-	-	*	*
Haricot beans	*	*	*	*	*	*	*	*	*
Chick peas	-	-	-	-	-	-	-	-	-
Lentils	-	-	-	-	-	-	-	-	-
Vetch / Grass peas	-	-	-	-	-	-	-	-	-
Soya beans	-	-	-	-	-	-	-	-	-
Fenugreek	-	-	-	-	-	-	-	-	-
Gibto	-	-	-	-	-	-	-	-	-
Oilseeds	-	-	-	-	-	*	*	-	-
Neug	-	-	-	-	-	-	-	-	-
Linseed	-	-	-	-	-	-	-	-	-
Groundnuts	-	-	-	-	-	-	-	-	-
Safflower	-	-	-	-	-	-	-	-	-
Sesame	-	-	-	-	-	*	*	-	-
Rapeseed	-	-	-	-	-	-	-	-	-
Vegetables	-	-	-	-	-	-	-	-	-
Lettuce	-	-	-	-	-	-	-	-	-
Head cabbage	-	-	-	-	-	-	-	-	-
Ethiopian cabbage	-	-	-	-	-	-	-	-	-
Tomatoes	-	-	-	-	-	-	-	-	-
Green peppers	-	-	-	-	-	-	-	-	-
Red peppers	-	-	-	-	-	-	-	-	-
Swiss chard	-	-	-	-	-	-	-	-	-
Root crops	-	-	-	-	-	-	-	-	-
Beetroot	-	-	-	-	-	-	-	-	-
Carrot	-	-	-	-	-	-	-	-	-
Onion	-	-	-	-	-	-	-	-	-
Potatoes	-	-	-	-	-	-	-	-	-
Garlic	-	-	-	-	-	-	-	-	-
Taro 'Godere'	-	-	-	-	-	-	-	-	-
Sweet potatoes	-	-	-	-	-	-	-	-	-
Other Temporary	*	*	-	-	-	-	-	-	-
Permanent crops	-	-	-	730	*	*	*	*	*
Avocado	-	-	-	-	-	-	-	-	-
Bananas	-	-	-	-	-	*	*	-	-
Guava	-	-	-	-	-	-	-	-	-
Lemons	-	-	-	-	-	-	-	-	-
Mangoes	-	-	-	-	-	*	*	*	*
Oranges	-	-	-	-	-	-	-	-	-
Papayas	-	-	-	-	-	*	*	*	*
Pineapples	-	-	-	-	-	-	-	-	-
Chat	-	-	-	-	-	-	-	-	-
Coffee	-	-	-	*	*	*	*	*	*
Hops / 'Geshe'	-	-	-	-	-	-	-	-	-
Enset	-	-	-	-	-	-	-	-	-
Sugar cane	-	-	-	-	-	-	-	-	-
Other permanent	-	-	-	617	1	*	*	*	*

Table1.7.16 Number of Holders, Inputs Applied Area and Quantity of Inputs used

Derashe Special Wereda

Crop type	All Crop Area	All Fertilizers		Natural		DAP		
		Hectare	Quintal	Holder	Hectare	Holder	Hectare	Quintal
All	19,988	424	-	7,879	424	-	-	-
Cereals	15,534	*	-	*	*	-	-	-
Teff	3,160	-	-	-	-	-	-	-
Barley	1,278	*	-	*	*	-	-	-
Wheat	86	-	-	-	-	-	-	-
Maize	5,158	*	-	*	*	-	-	-
Sorghum	5,852	*	-	*	*	-	-	-
Finger millet	-	-	-	-	-	-	-	-
Oats / 'Aja'	-	-	-	-	-	-	-	-
Rice	-	-	-	-	-	-	-	-
Pulses	2,690	*	-	*	*	-	-	-
Horse / Faba beans	235	*	-	*	*	-	-	-
Field Peas	150	-	-	-	-	-	-	-
Haricot beans	1,762	*	-	*	*	-	-	-
Chick peas	*	-	-	-	-	-	-	-
Lentils	29	-	-	-	-	-	-	-
Vetch / Grass peas	-	-	-	-	-	-	-	-
Soya beans	-	-	-	-	-	-	-	-
Fenugreek	-	-	-	-	-	-	-	-
Gibto	-	-	-	-	-	-	-	-
Oilseeds	*	-	-	-	-	-	-	-
Neug	-	-	-	-	-	-	-	-
Linseed	-	-	-	-	-	-	-	-
Groundnuts	-	-	-	-	-	-	-	-
Safflower	-	-	-	-	-	-	-	-
Sesame	-	-	-	-	-	-	-	-
Rapeseed	*	-	-	-	-	-	-	-
Vegetables	96	*	-	*	*	-	-	-
Lettuce	-	-	-	-	-	-	-	-
Head cabbage	*	-	-	-	-	-	-	-
Ethiopian cabbage	91	*	-	*	*	-	-	-
Tomatoes	*	-	-	-	-	-	-	-
Green peppers	*	-	-	-	-	-	-	-
Red peppers	*	-	-	-	-	-	-	-
Swiss chard	*	*	-	*	*	-	-	-
Root crops	181	*	-	2,237	*	-	-	-
Beetroot	*	-	-	-	-	-	-	-
Carrot	-	-	-	-	-	-	-	-
Onion	90	*	-	*	*	-	-	-
Potatoes	*	-	-	-	-	-	-	-
Garlic	*	*	-	*	*	-	-	-
Taro 'Godere'	29	*	-	*	*	-	-	-
Sweet potatoes	25	*	-	*	*	-	-	-
Other Temporary	89	*	-	*	*	-	-	-
Permanent crops	1,398	283	-	7,086	283	-	-	-
Avocado	*	-	-	-	-	-	-	-
Bananas	96	*	-	*	*	-	-	-
Guava	*	-	-	-	-	-	-	-
Lemons	*	-	-	-	-	-	-	-
Mangoes	*	-	-	-	-	-	-	-
Oranges	*	-	-	-	-	-	-	-
Papayas	*	-	-	-	-	-	-	-
Pineapples	-	-	-	-	-	-	-	-
Chat	*	*	-	*	*	-	-	-
Coffee	287	39	-	3,239	39	-	-	-
Hops / 'Geshe'	26	*	-	*	*	-	-	-
Enset	594	222	-	6,267	222	-	-	-
Sugar cane	37	*	-	*	*	-	-	-
Other permanent	*	*	-	*	*	-	-	-

(Table 1.7.16 cont'd.)

Derashe Special Wereda

Crop type	UREA			UREA + DAP			INDIGENOUS SEED		
	Holder	Hectare	Quintal	Holder	Hectare	Quintal	Holder	Hectare	Quintal
All	-	-	-	-	-	-	35,582	19,988	5,418
Cereals	-	-	-	-	-	-	33,710	15,534	4,417
Teff	-	-	-	-	-	-	13,118	3,160	969
Barley	-	-	-	-	-	-	11,727	1,278	504
Wheat	-	-	-	-	-	-	1,827	86	47
Maize	-	-	-	-	-	-	23,312	5,158	1,731
Sorghum	-	-	-	-	-	-	18,881	5,852	1,165
Finger millet	-	-	-	-	-	-	-	-	-
Oats / 'Aja'	-	-	-	-	-	-	-	-	-
Rice	-	-	-	-	-	-	-	-	-
Pulses	-	-	-	-	-	-	23,111	2,690	1,001
Horse / Faba beans	-	-	-	-	-	-	6,272	235	93
Field Peas	-	-	-	-	-	-	2,668	150	63
Haricot beans	-	-	-	-	-	-	19,221	1,762	663
Chick peas	-	-	-	-	-	-	2,580	*	*
Lentils	-	-	-	-	-	-	855	29	*
Vetch / Grass peas	-	-	-	-	-	-	-	-	-
Soya beans	-	-	-	-	-	-	-	-	-
Fenugreek	-	-	-	-	-	-	-	-	-
Gibto	-	-	-	-	-	-	-	-	-
Oilseeds	-	-	-	-	-	-	*	*	*
Neug	-	-	-	-	-	-	-	-	-
Linseed	-	-	-	-	-	-	-	-	-
Groundnuts	-	-	-	-	-	-	-	-	-
Safflower	-	-	-	-	-	-	-	-	-
Sesame	-	-	-	-	-	-	-	-	-
Rapeseed	-	-	-	-	-	-	*	*	*
Vegetables	-	-	-	-	-	-	13,670	95	-
Lettuce	-	-	-	-	-	-	-	-	-
Head cabbage	-	-	-	-	-	-	*	*	-
Ethiopian cabbage	-	-	-	-	-	-	12,784	91	-
Tomatoes	-	-	-	-	-	-	782	*	-
Green peppers	-	-	-	-	-	-	*	*	-
Red peppers	-	-	-	-	-	-	*	*	-
Swiss chard	-	-	-	-	-	-	*	*	-
Root crops	-	-	-	-	-	-	11,971	181	-
Beetroot	-	-	-	-	-	-	*	*	-
Carrot	-	-	-	-	-	-	-	-	-
Onion	-	-	-	-	-	-	4,906	90	-
Potatoes	-	-	-	-	-	-	2,276	*	-
Garlic	-	-	-	-	-	-	*	*	-
Taro 'Godere'	-	-	-	-	-	-	5,045	29	-
Sweet potatoes	-	-	-	-	-	-	2,541	25	-
Other Temporary	-	-	-	-	-	-	10,107	89	-
Permanent crops	-	-	-	-	-	-	29,806	1,398	-
Avocado	-	-	-	-	-	-	*	*	-
Bananas	-	-	-	-	-	-	6,123	96	-
Guava	-	-	-	-	-	-	*	*	-
Lemons	-	-	-	-	-	-	*	*	-
Mangoes	-	-	-	-	-	-	*	*	-
Oranges	-	-	-	-	-	-	*	*	-
Papayas	-	-	-	-	-	-	*	*	-
Pineapples	-	-	-	-	-	-	-	-	-
Chat	-	-	-	-	-	-	5,906	*	-
Coffee	-	-	-	-	-	-	16,540	287	-
Hops / 'Gesho'	-	-	-	-	-	-	2,927	26	-
Enset	-	-	-	-	-	-	19,880	594	-
Sugar cane	-	-	-	-	-	-	5,392	37	-
Other permanent	-	-	-	-	-	-	9,187	*	-

(Table 1.7.16 Cont'd.)

Derashe Special Wereda

Crop type	IMPROVED SEED			PESTICIDE		IRRIGATION		EXTENSION PACKAGE	
	Holder	Hectare	Quintal	Holder	Hectare	Holder	Hectare	Holder	Hectare
All	-	-	-	*	*	*	*	-	-
Cereals	-	-	-	*	*	*	*	-	-
Teff	-	-	-	*	*	*	*	-	-
Barley	-	-	-	-	-	*	*	-	-
Wheat	-	-	-	*	*	-	-	-	-
Maize	-	-	-	*	*	*	*	-	-
Sorghum	-	-	-	*	*	*	*	-	-
Finger millet	-	-	-	-	-	-	-	-	-
Oats / 'Aja'	-	-	-	-	-	-	-	-	-
Rice	-	-	-	-	-	-	-	-	-
Pulses	-	-	-	-	-	*	*	-	-
Horse / Faba beans	-	-	-	-	-	*	*	-	-
Field Peas	-	-	-	-	-	*	*	-	-
Haricot beans	-	-	-	-	-	*	*	-	-
Chick peas	-	-	-	-	-	*	*	-	-
Lentils	-	-	-	-	-	-	-	-	-
Vetch / Grass peas	-	-	-	-	-	-	-	-	-
Soya beans	-	-	-	-	-	-	-	-	-
Fenugreek	-	-	-	-	-	-	-	-	-
Gibto	-	-	-	-	-	-	-	-	-
Oilseeds	-	-	-	-	-	-	-	-	-
Neug	-	-	-	-	-	-	-	-	-
Linseed	-	-	-	-	-	-	-	-	-
Groundnuts	-	-	-	-	-	-	-	-	-
Safflower	-	-	-	-	-	-	-	-	-
Sesame	-	-	-	-	-	-	-	-	-
Rapeseed	-	-	-	-	-	-	-	-	-
Vegetables	-	-	-	-	-	-	-	-	-
Lettuce	-	-	-	-	-	-	-	-	-
Head cabbage	-	-	-	-	-	-	-	-	-
Ethiopian cabbage	-	-	-	-	-	-	-	-	-
Tomatoes	-	-	-	-	-	-	-	-	-
Green peppers	-	-	-	-	-	-	-	-	-
Red peppers	-	-	-	-	-	-	-	-	-
Swiss chard	-	-	-	-	-	-	-	-	-
Root crops	-	-	-	-	-	*	*	-	-
Beetroot	-	-	-	-	-	-	-	-	-
Carrot	-	-	-	-	-	-	-	-	-
Onion	-	-	-	-	-	*	*	-	-
Potatoes	-	-	-	-	-	-	-	-	-
Garlic	-	-	-	-	-	-	-	-	-
Taro 'Godere'	-	-	-	-	-	-	-	-	-
Sweet potatoes	-	-	-	-	-	-	-	-	-
Other Temporary	-	-	-	-	-	-	-	-	-
Permanent crops	-	-	-	*	*	*	*	-	-
Avocado	-	-	-	-	-	-	-	-	-
Bananas	-	-	-	-	-	*	*	-	-
Guava	-	-	-	-	-	-	-	-	-
Lemons	-	-	-	-	-	-	-	-	-
Mangoes	-	-	-	-	-	*	*	-	-
Oranges	-	-	-	-	-	-	-	-	-
Papayas	-	-	-	-	-	*	*	-	-
Pineapples	-	-	-	-	-	-	-	-	-
Chat	-	-	-	-	-	-	-	-	-
Coffee	-	-	-	*	*	-	-	-	-
Hops / 'Gesho'	-	-	-	-	-	-	-	-	-
Enset	-	-	-	-	-	-	-	-	-
Sugar cane	-	-	-	-	-	*	*	-	-
Other permanent	-	-	-	-	-	*	*	-	-

Table1.7.17 Number of Holders, Inputs Applied Area and Quantity of Inputs used

Dawro

Crop type	All Crop Area	All Fertilizers		Natural		DAP		
		Hectare	Quintal	Holder	Hectare	Holder	Hectare	Quintal
All	44,386	14,686	*	75,020	13,944	2,248	740	*
Cereals	18,883	3,418	*	17,364	2,716	2,124	702	*
Teff	7,742	1,137	*	2,750	541	1,510	*	*
Barley	1,118	*	-	*	*	-	-	-
Wheat	696	*	-	*	*	-	-	-
Maize	4,829	1,832	*	14,173	1,726	*	*	*
Sorghum	4,417	*	-	2,791	*	-	-	-
Finger millet	-	-	-	-	-	-	-	-
Oats / 'Aja'	*	-	-	-	-	-	-	-
Rice	*	-	-	-	-	-	-	-
Pulses	11,675	*	-	13,701	*	-	-	-
Horse / Faba beans	4,536	*	-	4,840	*	-	-	-
Field Peas	5,038	*	-	*	*	-	-	-
Haricot beans	1,878	276	-	8,259	276	-	-	-
Chick peas	*	-	-	-	-	-	-	-
Lentils	132	*	-	*	*	-	-	-
Vetch / Grass peas	*	*	-	*	*	-	-	-
Soya beans	*	*	-	*	*	-	-	-
Fenugreek	*	*	-	*	*	-	-	-
Gibto	-	-	-	-	-	-	-	-
Oilseeds	432	*	*	1,899	*	*	*	*
Neug	*	-	-	-	-	-	-	-
Linseed	104	12	*	813	*	*	*	*
Groundnuts	*	*	-	*	*	-	-	-
Safflower	*	*	-	*	*	-	-	-
Sesame	-	-	-	-	-	-	-	-
Rapeseed	*	*	-	*	*	-	-	-
Vegetables	436	399	-	40,454	399	-	-	-
Lettuce	-	-	-	-	-	-	-	-
Head cabbage	2	*	-	*	*	-	-	-
Ethiopian cabbage	405	375	-	39,115	375	-	-	-
Tomatoes	*	*	-	*	*	-	-	-
Green peppers	5	5	-	1,609	5	-	-	-
Red peppers	23	*	-	2,337	*	-	-	-
Swiss chard	*	*	-	*	*	-	-	-
Root crops	2,977	1,278	-	40,513	1,278	-	-	-
Beetroot	*	*	-	*	*	-	-	-
Carrot	-	-	-	-	-	-	-	-
Onion	*	*	-	*	*	-	-	-
Potatoes	*	*	-	*	*	-	-	-
Garlic	*	*	-	1,579	*	-	-	-
Taro 'Godere'	2,645	1,157	-	38,331	1,157	-	-	-
Sweet potatoes	295	94	-	5,011	94	-	-	-
Other Temporary	556	313	-	20,357	313	-	-	-
Permanent crops	9,426	7,906	-	71,052	7,868	-	-	-
Avocado	88	55	-	11,029	55	-	-	-
Bananas	504	140	-	15,473	140	-	-	-
Guava	*	*	-	*	*	-	-	-
Lemons	*	*	-	*	*	-	-	-
Mangoes	30	*	-	2,008	*	-	-	-
Oranges	17	9	-	2,661	9	-	-	-
Papayas	74	43	-	9,192	43	-	-	-
Pineapples	-	-	-	-	-	-	-	-
Chat	*	*	-	493	*	-	-	-
Coffee	1,061	571	-	28,950	535	-	-	-
Hops / 'Geshe'	45	*	-	3,346	*	-	-	-
Enset	7,430	6,984	-	69,271	6,983	-	-	-
Sugar cane	134	46	-	7,595	46	-	-	-
Other permanent	30	*	-	2,585	*	-	-	-

(Table 1.7.17 cont'd.)

Dawro

Crop type	UREA			UREA + DAP			INDIGENOUS SEED		
	Holder	Hectare	Quintal	Holder	Hectare	Quintal	Holder	Hectare	Quintal
All	*	*	-	-	-	-	80,996	44,150	21,618
Cereals	-	-	-	-	-	-	57,795	18,681	9,953
Teff	-	-	-	-	-	-	31,779	7,597	3,081
Barley	-	-	-	-	-	-	8,343	1,116	1,540
Wheat	-	-	-	-	-	-	6,550	671	1,028
Maize	-	-	-	-	-	-	29,427	4,802	2,581
Sorghum	-	-	-	-	-	-	22,579	4,417	1,614
Finger millet	-	-	-	-	-	-	-	-	-
Oats / 'Aja'	-	-	-	-	-	-	*	*	*
Rice	-	-	-	-	-	-	-	-	-
Pulses	-	-	-	-	-	-	51,246	11,675	11,521
Horse / Faba beans	-	-	-	-	-	-	27,661	4,536	5,426
Field Peas	-	-	-	-	-	-	18,391	5,038	4,788
Haricot beans	-	-	-	-	-	-	21,166	1,878	1,171
Chick peas	-	-	-	-	-	-	978	*	*
Lentils	-	-	-	-	-	-	3,391	132	115
Vetch / Grass peas	-	-	-	-	-	-	*	*	-
Soya beans	-	-	-	-	-	-	*	*	*
Fenugreek	-	-	-	-	-	-	*	*	*
Gibto	-	-	-	-	-	-	-	-	-
Oilseeds	-	-	-	-	-	-	9,106	422	143
Neug	-	-	-	-	-	-	*	*	*
Linseed	-	-	-	-	-	-	6,196	104	41
Groundnuts	-	-	-	-	-	-	*	*	*
Safflower	-	-	-	-	-	-	*	*	*
Sesame	-	-	-	-	-	-	-	-	-
Rapeseed	-	-	-	-	-	-	*	*	*
Vegetables	-	-	-	-	-	-	43,063	432	-
Lettuce	-	-	-	-	-	-	-	-	-
Head cabbage	-	-	-	-	-	-	895	2	-
Ethiopian cabbage	-	-	-	-	-	-	41,215	401	-
Tomatoes	-	-	-	-	-	-	*	*	-
Green peppers	-	-	-	-	-	-	1,609	5	-
Red peppers	-	-	-	-	-	-	2,979	23	-
Swiss chard	-	-	-	-	-	-	*	*	-
Root crops	-	-	-	-	-	-	59,960	2,970	-
Beetroot	-	-	-	-	-	-	*	*	-
Carrot	-	-	-	-	-	-	-	-	-
Onion	-	-	-	-	-	-	618	*	-
Potatoes	-	-	-	-	-	-	724	*	-
Garlic	-	-	-	-	-	-	2,073	*	-
Taro 'Godere'	-	-	-	-	-	-	57,160	2,638	-
Sweet potatoes	-	-	-	-	-	-	11,305	295	-
Other Temporary	-	-	-	-	-	-	27,147	555	-
Permanent crops							78,673	9,415	
Avocado							17,246	88	
Bananas							35,888	499	
Guava							*	*	
Lemons							1,356	*	
Mangoes							5,613	30	
Oranges							5,961	17	
Papayas							16,004	74	
Pineapples							-	-	
Chat							614	*	
Coffee							41,917	1,059	
Hops / 'Gesho'							7,818	45	
Enset							76,318	7,430	
Sugar cane							13,387	133	
Other permanent							5,919	*	

(Table1.7.17 Contd.)

Dawro

Crop type	IMPROVED SEED			PESTICIDE		IRRIGATION		EXTENSION PACKAGE	
	Holder	Hectare	Quintal	Holder	Hectare	Holder	Hectare	Holder	Hectare
All	2,120	199	104	2,965	*	*	*	2,470	*
Cereals	1,603	195	104	*	*	-	-	*	*
Teff	*	*	*	*	*	-	-	*	*
Barley	-	-	-	*	*	-	-	*	*
Wheat	*	*	*	-	-	-	-	-	-
Maize	*	*	*	-	-	-	-	*	*
Sorghum	-	-	-	-	-	-	-	-	-
Finger millet	-	-	-	-	-	-	-	-	-
Oats / 'Aja'	-	-	-	-	-	-	-	-	-
Rice	-	-	-	-	-	-	-	-	-
Pulses	-	-	-	*	*	-	-	*	*
Horse / Faba beans	-	-	-	-	-	-	-	-	-
Field Peas	-	-	-	*	*	-	-	-	-
Haricot beans	-	-	-	-	-	-	-	*	*
Chick peas	-	-	-	-	-	-	-	-	-
Lentils	-	-	-	-	-	-	-	-	-
Vetch / Grass peas	-	-	-	-	-	-	-	-	-
Soya beans	-	-	-	-	-	-	-	-	-
Fenugreek	-	-	-	-	-	-	-	-	-
Gibto	-	-	-	-	-	-	-	-	-
Oilseeds	-	-	-	-	-	-	-	*	*
Neug	-	-	-	-	-	-	-	-	-
Linseed	-	-	-	-	-	-	-	*	*
Groundnuts	-	-	-	-	-	-	-	-	-
Safflower	-	-	-	-	-	-	-	-	-
Sesame	-	-	-	-	-	-	-	-	-
Rapeseed	-	-	-	-	-	-	-	-	-
Vegetables	*	*	-	*	*	-	-	-	-
Lettuce	-	-	-	-	-	-	-	-	-
Head cabbage	-	-	-	-	-	-	-	-	-
Ethiopian cabbage	*	*	-	*	*	-	-	-	-
Tomatoes	-	-	-	-	-	-	-	-	-
Green peppers	-	-	-	-	-	-	-	-	-
Red peppers	-	-	-	-	-	-	-	-	-
Swiss chard	-	-	-	-	-	-	-	-	-
Root crops	*	*	-	*	*	-	-	-	-
Beetroot	*	*	-	-	-	-	-	-	-
Carrot	-	-	-	-	-	-	-	-	-
Onion	-	-	-	-	-	-	-	-	-
Potatoes	-	-	-	-	-	-	-	-	-
Garlic	-	-	-	-	-	-	-	-	-
Taro 'Godere'	*	*	-	*	*	-	-	-	-
Sweet potatoes	-	-	-	*	*	-	-	-	-
Other Temporary	-	-	-	-	-	-	-	-	-
Permanent crops				1,008	*	*	*	*	*
Avocado				*	*	-	-	-	-
Bananas				*	*	*	*	*	*
Guava				-	-	-	-	-	-
Lemons				-	-	-	-	-	-
Mangoes				-	-	-	-	-	-
Oranges				-	-	-	-	*	*
Papayas				*	*	-	-	-	-
Pineapples				-	-	-	-	-	-
Chat				-	-	-	-	-	-
Coffee	-	-	-	*	*	*	*	*	*
Hops / 'Gesho'				-	-	-	-	-	-
Enset				*	*	*	*	-	-
Sugar cane				*	*	-	-	-	-
Other permanent				-	-	-	-	-	-

Table1.7.18 Number of Holders, Inputs Applied Area and Quantity of Inputs used

Basketo Special Wereda

Crop type	All Crop Area	All Fertilizers		Natural		DAP		
		Hectare	Quintal	Holder	Hectare	Holder	Hectare	Quintal
All	5,608	414	41	3,875	389	*	*	*
Cereals	2,548	107	41	1,233	*	*	*	*
Teff	1,336	*	-	*	*	-	-	-
Barley	207	-	-	-	-	-	-	-
Wheat	*	-	-	-	-	-	-	-
Maize	649	61	41	1,044	36	*	*	*
Sorghum	352	*	-	344	*	-	-	-
Finger millet	-	-	-	-	-	-	-	-
Oats / 'Aja'	-	-	-	-	-	-	-	-
Rice	*	-	-	-	-	-	-	-
Pulses	341	11	-	569	11	-	-	-
Horse / Faba beans	7	*	-	*	*	-	-	-
Field Peas	68	-	-	-	-	-	-	-
Haricot beans	265	*	-	547	*	-	-	-
Chick peas	-	-	-	-	-	-	-	-
Lentils	*	*	-	*	*	-	-	-
Vetch / Grass peas	-	-	-	-	-	-	-	-
Soya beans	-	-	-	-	-	-	-	-
Fenugreek	*	*	-	*	*	-	-	-
Gibto	-	-	-	-	-	-	-	-
Oilseeds	*	*	-	*	*	-	-	-
Neug	-	-	-	-	-	-	-	-
Linseed	8	-	-	-	-	-	-	-
Groundnuts	*	-	-	-	-	-	-	-
Safflower	*	*	-	*	*	-	-	-
Sesame	*	-	-	-	-	-	-	-
Rapeseed	-	-	-	-	-	-	-	-
Vegetables	19	3	-	518	3	-	-	-
Lettuce	-	-	-	-	-	-	-	-
Head cabbage	*	-	-	-	-	-	-	-
Ethiopian cabbage	12	3	-	456	3	-	-	-
Tomatoes	*	-	-	-	-	-	-	-
Green peppers	*	*	-	*	*	-	-	-
Red peppers	*	-	-	-	-	-	-	-
Swiss chard	*	*	-	*	*	-	-	-
Root crops	525	26	-	1,854	26	-	-	-
Beetroot	*	*	-	*	*	-	-	-
Carrot	*	*	-	*	*	-	-	-
Onion	*	*	-	190	*	-	-	-
Potatoes	3	*	-	*	*	-	-	-
Garlic	*	*	-	*	*	-	-	-
Taro 'Godere'	96	15	-	1,398	15	-	-	-
Sweet potatoes	389	11	-	496	11	-	-	-
Other Temporary	164	21	-	1,742	21	-	-	-
Permanent crops	896	244	-	3,517	244	-	-	-
Avocado	14	*	-	250	*	-	-	-
Bananas	62	14	-	1,437	14	-	-	-
Guava	*	-	-	-	-	-	-	-
Lemons	*	-	-	-	-	-	-	-
Mangoes	9	2	-	384	2	-	-	-
Oranges	*	*	-	*	*	-	-	-
Papayas	3	*	-	*	*	-	-	-
Pineapples	*	*	-	*	*	-	-	-
Chat	*	-	-	-	-	-	-	-
Coffee	341	66	-	2,386	66	-	-	-
Hops / 'Geshe'	6	*	-	126	*	-	-	-
Enset	426	152	-	3,395	152	-	-	-
Sugar cane	26	8	-	954	8	-	-	-
Other permanent	*	*	-	103	*	-	-	-

(Table 1.7.18 cont'd.)

Basketo Special Wereda

[illegible]

(Table 1.7.18 Cont'd.)

Basketo Special Wereda

Crop type	IMPROVED SEED			PESTICIDE		IRRIGATION		EXTENSION PACKAGE	
	Holder	Hectare	Quintal	Holder	Hectare	Holder	Hectare	Holder	Hectare
All	194	27	13	-	-	*	*	343	40
Cereals	132	25	13	-	-	-	-	136	29
Teff	-	-	-	-	-	-	-	-	-
Barley	-	-	-	-	-	-	-	-	-
Wheat	-	-	-	-	-	-	-	-	-
Maize	132	25	13	-	-	-	-	136	23
Sorghum	-	-	-	-	-	-	-	*	*
Finger millet	-	-	-	-	-	-	-	-	-
Oats / 'Aja'	-	-	-	-	-	-	-	-	-
Rice	-	-	-	-	-	-	-	-	-
Pulses	-	-	-	-	-	-	-	-	-
Horse / Faba beans	-	-	-	-	-	-	-	-	-
Field Peas	-	-	-	-	-	-	-	-	-
Haricot beans	-	-	-	-	-	-	-	-	-
Chick peas	-	-	-	-	-	-	-	-	-
Lentils	-	-	-	-	-	-	-	-	-
Vetch / Grass peas	-	-	-	-	-	-	-	-	-
Soya beans	-	-	-	-	-	-	-	-	-
Fenugreek	-	-	-	-	-	-	-	-	-
Gibto	-	-	-	-	-	-	-	-	-
Oilseeds	-	-	-	-	-	-	-	-	-
Neug	-	-	-	-	-	-	-	-	-
Linseed	-	-	-	-	-	-	-	-	-
Groundnuts	-	-	-	-	-	-	-	-	-
Safflower	-	-	-	-	-	-	-	-	-
Sesame	-	-	-	-	-	-	-	-	-
Rapeseed	-	-	-	-	-	-	-	-	-
Vegetables	*	*	-	-	-	-	-	*	*
Lettuce	-	-	-	-	-	-	-	-	-
Head cabbage	*	*	-	-	-	-	-	*	*
Ethiopian cabbage	-	-	-	-	-	-	-	-	-
Tomatoes	-	-	-	-	-	-	-	-	-
Green peppers	-	-	-	-	-	-	-	-	-
Red peppers	-	-	-	-	-	-	-	-	-
Swiss chard	-	-	-	-	-	-	-	-	-
Root crops	-	-	-	-	-	*	*	*	*
Beetroot	-	-	-	-	-	*	*	*	*
Carrot	-	-	-	-	-	-	-	-	-
Onion	-	-	-	-	-	-	-	*	*
Potatoes	-	-	-	-	-	-	-	-	-
Garlic	-	-	-	-	-	*	*	*	*
Taro 'Godere'	-	-	-	-	-	-	-	-	-
Sweet potatoes	-	-	-	-	-	-	-	-	-
Other Temporary	-	-	-	-	-	-	-	-	-
Permanent crops				-	-	-	-	-	-
Avocado				-	-	-	-	-	-
Bananas				-	-	-	-	-	-
Guava				-	-	-	-	-	-
Lemons				-	-	-	-	-	-
Mangoes				-	-	-	-	-	-
Oranges				-	-	-	-	-	-
Papayas				-	-	-	-	-	-
Pineapples				-	-	-	-	-	-
Chat				-	-	-	-	-	-
Coffee	*	*	-	-	-	-	-	-	-
Hops / 'Geshe'				-	-	-	-	-	-
Enset				-	-	-	-	-	-
Sugar cane				-	-	-	-	-	-
Other permanent				-	-	-	-	-	-

Table1.7.19 Number of Holders, Inputs Applied Area and Quantity of Inputs used

Konta Special Wereda

Crop type	All Crop Area	All Fertilizers		Natural		DAP		
		Hectare	Quintal	Holder	Hectare	Holder	Hectare	Quintal
All	15,797	2,037	*	13,562	1,985	-	-	-
Cereals	8,765	632	*	2,990	*	-	-	-
Teff	3,912	*	-	*	*	-	-	-
Barley	268	-	-	-	-	-	-	-
Wheat	341	*	*	*	*	-	-	-
Maize	2,432	*	-	1,770	*	-	-	-
Sorghum	1,790	*	-	1,158	*	-	-	-
Finger millet	-	-	-	-	-	-	-	-
Oats / 'Aja'	*	*	-	*	*	-	-	-
Rice	-	-	-	-	-	-	-	-
Pulses	3,570	*	-	1,216	*	-	-	-
Horse / Faba beans	1,818	*	-	*	*	-	-	-
Field Peas	919	-	-	-	-	-	-	-
Haricot beans	710	*	-	692	*	-	-	-
Chick peas	*	*	-	*	*	-	-	-
Lentils	-	-	-	-	-	-	-	-
Vetch / Grass peas	-	-	-	-	-	-	-	-
Soya beans	*	*	-	*	*	-	-	-
Fenugreek	*	-	-	-	-	-	-	-
Gibto	-	-	-	-	-	-	-	-
Oilseeds	26	*	-	*	*	-	-	-
Neug	-	-	-	-	-	-	-	-
Linseed	9	*	-	*	*	-	-	-
Groundnuts	*	-	-	-	-	-	-	-
Safflower	-	-	-	-	-	-	-	-
Sesame	*	-	-	-	-	-	-	-
Rapeseed	-	-	-	-	-	-	-	-
Vegetables	90	35	-	3,940	35	-	-	-
Lettuce	-	-	-	-	-	-	-	-
Head cabbage	*	*	-	*	*	-	-	-
Ethiopian cabbage	45	21	-	2,703	21	-	-	-
Tomatoes	*	-	-	-	-	-	-	-
Green peppers	14	5	-	609	5	-	-	-
Red peppers	31	*	-	834	*	-	-	-
Swiss chard	-	-	-	-	-	-	-	-
Root crops	1,519	488	-	7,535	488	-	-	-
Beetroot	*	-	-	-	-	-	-	-
Carrot	*	-	-	-	-	-	-	-
Onion	*	*	-	*	*	-	-	-
Potatoes	*	-	-	-	-	-	-	-
Garlic	1	*	-	*	*	-	-	-
Taro 'Godere'	1,442	482	-	7,197	482	-	-	-
Sweet potatoes	67	*	-	461	*	-	-	-
Other Temporary	200	44	-	2,887	44	-	-	-
Permanent crops	1,626	729	-	12,129	729	-	-	-
Avocado	33	10	-	1,738	10	-	-	-
Bananas	172	43	-	3,519	43	-	-	-
Guava	*	-	-	-	-	-	-	-
Lemons	2	*	-	*	*	-	-	-
Mangoes	4	1	-	504	1	-	-	-
Oranges	9	6	-	1,264	6	-	-	-
Papayas	26	13	-	1,996	13	-	-	-
Pineapples	-	-	-	-	-	-	-	-
Chat	11	*	-	*	*	-	-	-
Coffee	292	122	-	4,143	122	-	-	-
Hops / 'Geshe'	12	*	-	*	*	-	-	-
Enset	1,035	520	-	10,600	520	-	-	-
Sugar cane	26	6	-	798	6	-	-	-
Other permanent	4	*	-	*	*	-	-	-

(Table 1.7.19 cont'd.)

Konta Special Wereda

[illegible]

(Table 1.7.19 Contd.)

Konta Special Wereda

Crop type	IMPROVED SEED			PESTICIDE		IRRIGATION		EXTENSION PACKAGE	
	Holder	Hectare	Quintal	Holder	Hectare	Holder	Hectare	Holder	Hectare
All	746	*	*	3,550	1,041	-	-	*	*
Cereals	*	*	*	3,374	1,040	-	-	*	*
Teff	-	-	-	2,749	710	-	-	-	-
Barley	-	-	-	*	*	-	-	-	-
Wheat	*	*	*	423	*	-	-	*	*
Maize	-	-	-	-	-	-	-	-	-
Sorghum	-	-	-	*	*	-	-	-	-
Finger millet	-	-	-	-	-	-	-	-	-
Oats / 'Aja'	-	-	-	-	-	-	-	-	-
Rice	-	-	-	-	-	-	-	-	-
Pulses	-	-	-	-	-	-	-	-	-
Horse / Faba beans	-	-	-	-	-	-	-	-	-
Field Peas	-	-	-	-	-	-	-	-	-
Haricot beans	-	-	-	-	-	-	-	-	-
Chick peas	-	-	-	-	-	-	-	-	-
Lentils	-	-	-	-	-	-	-	-	-
Vetch / Grass peas	-	-	-	-	-	-	-	-	-
Soya beans	-	-	-	-	-	-	-	-	-
Fenugreek	-	-	-	-	-	-	-	-	-
Gibto	-	-	-	-	-	-	-	-	-
Oilseeds	-	-	-	-	-	-	-	-	-
Neug	-	-	-	-	-	-	-	-	-
Linseed	-	-	-	-	-	-	-	-	-
Groundnuts	-	-	-	-	-	-	-	-	-
Safflower	-	-	-	-	-	-	-	-	-
Sesame	-	-	-	-	-	-	-	-	-
Rapeseed	-	-	-	-	-	-	-	-	-
Vegetables	-	-	-	*	*	-	-	-	-
Lettuce	-	-	-	-	-	-	-	-	-
Head cabbage	-	-	-	-	-	-	-	-	-
Ethiopian cabbage	-	-	-	-	-	-	-	-	-
Tomatoes	-	-	-	-	-	-	-	-	-
Green peppers	-	-	-	-	-	-	-	-	-
Red peppers	-	-	-	*	*	-	-	-	-
Swiss chard	-	-	-	-	-	-	-	-	-
Root crops	-	-	-	*	*	-	-	-	-
Beetroot	-	-	-	-	-	-	-	-	-
Carrot	-	-	-	-	-	-	-	-	-
Onion	-	-	-	-	-	-	-	-	-
Potatoes	-	-	-	-	-	-	-	-	-
Garlic	-	-	-	-	-	-	-	-	-
Taro 'Godere'	-	-	-	*	*	-	-	-	-
Sweet potatoes	-	-	-	-	-	-	-	-	-
Other Temporary	-	-	-	-	-	-	-	-	-
Permanent crops				*	*	-	-	*	*
Avocado				-	-	-	-	*	*
Bananas				-	-	-	-	-	-
Guava				-	-	-	-	-	-
Lemons				-	-	-	-	-	-
Mangoes				-	-	-	-	-	-
Oranges				-	-	-	-	-	-
Papayas				-	-	-	-	-	-
Pineapples				-	-	-	-	-	-
Chat				-	-	-	-	-	-
Coffee	*	*	-	-	-	-	-	*	*
Hops / 'Gesho'				-	-	-	-	-	-
Enset				*	*	-	-	-	-
Sugar cane				-	-	-	-	-	-
Other permanent				-	-	-	-	-	-

Table1.7.20 Number of Holders, Inputs Applied Area and Quantity of Inputs used

Silitie

Crop type	All Crop Area	All Fertilizers		Natural		DAP		
		Hectare	Quintal	Holder	Hectare	Holder	Hectare	Quintal
All	105,990	89,207	72,583	166,494	27,237	132,730	43,181	47,194
Cereals	77,521	63,819	54,892	105,418	10,535	126,675	37,640	37,051
Teff	12,919	9,980	6,172	2,894	*	23,355	5,985	3,129
Barley	8,243	7,603	7,772	21,498	731	53,985	6,439	6,870
Wheat	15,850	15,019	17,755	6,725	587	67,058	10,899	13,600
Maize	29,313	25,010	16,229	89,547	7,426	57,880	11,430	9,399
Sorghum	10,110	5,409	6,517	26,630	1,566	23,661	2,383	3,800
Finger millet	*	*	*	*	*	*	*	*
Oats / 'Aja'	*	*	*	*	*	*	*	*
Rice	-	-	-	-	-	-	-	-
Pulses	8,044	6,066	3,689	64,383	2,622	45,081	3,185	3,191
Horse / Faba beans	3,266	2,939	1,254	51,715	1,733	30,072	1,133	1,050
Field Peas	2,252	2,094	1,974	7,479	188	18,888	1,819	1,837
Haricot beans	550	359	335	8,116	148	3,722	152	215
Chick peas	1,329	*	*	6,148	*	*	*	*
Lentils	*	*	*	*	*	*	*	*
Vetch / Grass peas	536	*	*	*	147	-	-	-
Soya beans	*	*	*	-	-	*	*	*
Fenugreek	80	*	*	2,189	17	*	*	*
Gibto	-	-	-	-	-	-	-	-
Oilseeds	153	107	*	5,762	55	2,848	*	*
Neug	-	-	-	-	-	-	-	-
Linseed	70	43	*	*	*	1,614	12	*
Groundnuts	-	-	-	-	-	-	-	-
Safflower	*	*	-	*	*	-	-	-
Sesame	-	-	-	-	-	-	-	-
Rapeseed	*	*	*	2,763	24	*	*	*
Vegetables	8,209	7,485	11,316	145,728	2,507	25,508	2,135	4,501
Lettuce	*	*	*	*	*	*	*	*
Head cabbage	112	104	*	20,982	93	*	*	*
Ethiopian cabbage	2,383	2,259	151	142,087	2,196	6,457	61	148
Tomatoes	*	*	-	*	*	-	-	-
Green peppers	20	20	-	6,909	20	-	-	-
Red peppers	5,658	5,073	11,077	5,207	171	20,280	2,061	4,267
Swiss chard	9	6	-	3,448	6	-	-	-
Root crops	275	240	*	36,209	192	5,056	46	*
Beetroot	41	37	*	13,420	29	*	*	*
Carrot	18	11	*	8,835	10	*	*	*
Onion	28	13	*	6,294	12	-	-	-
Potatoes	*	*	*	9,338	*	4,134	37	*
Garlic	27	27	*	8,880	26	*	*	*
Taro 'Godere'	-	-	-	-	-	-	-	-
Sweet potatoes	12	6	-	1,559	6	-	-	-
Other Temporary	517	490	664	34,876	411	2,788	47	*
Permanent crops	11,271	10,999		130,784	10,915			
Avocado	69	68		18,415	67			
Bananas	114	92		25,287	92			
Guava	*	*		3,344	*			
Lemons	*	*		*	*			
Mangoes	*	*		4,349	*			
Oranges	10	8		3,158	*			
Papayas	51	44		10,939	42			
Pineapples	-	-		-	-			
Chat	1,935	1,779		73,986	1,715			
Coffee	429	418		35,709	414			
Hops / 'Geshe'	*	*		*	*			
Enset	8,404	8,358		103,226	8,348			
Sugar cane	143	*		14,598	*			
Other permanent	72	68		24,704	68			

(Table 1.7.20 cont'd.)

Silitie

Crop type	UREA			UREA + DAP			INDIGENOUS SEED		
	Holder	Hectare	Quintal	Holder	Hectare	Quintal	Holder	Hectare	Quintal
All	6,924	1,284	909	53,073	17,504	24,480	189,805	97,447	69,516
Cereals	3,780	*	*	44,632	14,569	17,185	184,334	69,056	61,361
Teff	1,894	*	*	17,195	3,312	2,816	50,360	12,919	4,693
Barley	*	*	*	5,820	367	*	77,349	8,243	14,026
Wheat	*	*	*	17,905	3,304	3,958	91,199	14,806	29,944
Maize	*	*	*	26,013	5,882	6,681	131,454	21,934	10,638
Sorghum	*	*	*	14,301	1,429	2,691	77,453	10,067	1,753
Finger millet	-	-	-	*	*	*	*	*	*
Oats / 'Aja'	-	-	-	-	-	-	*	*	*
Rice	-	-	-	-	-	-	-	-	-
Pulses	1,522	55	*	4,535	204	463	120,724	8,033	8,106
Horse / Faba beans	*	*	*	1,845	*	*	90,233	3,266	3,489
Field Peas	*	*	*	*	*	*	30,085	2,252	3,206
Haricot beans	-	-	-	*	*	*	19,688	539	299
Chick peas	-	-	-	*	*	*	16,512	1,329	745
Lentils	-	-	-	-	-	-	*	*	*
Vetch / Grass peas	-	-	-	*	*	*	6,630	536	330
Soya beans	-	-	-	-	-	-	*	*	*
Fenugreek	-	-	-	-	-	-	5,266	80	18
Gibto	-	-	-	-	-	-	-	-	-
Oilseeds	-	-	-	-	-	-	11,763	153	49
Neug	-	-	-	-	-	-	-	-	-
Linseed	-	-	-	-	-	-	7,150	70	42
Groundnuts	-	-	-	-	-	-	-	-	-
Safflower	-	-	-	-	-	-	*	*	*
Sesame	-	-	-	-	-	-	-	-	-
Rapeseed	-	-	-	-	-	-	4,304	*	6
Vegetables	2,554	*	*	17,786	2,689	6,600	166,021	8,197	-
Lettuce	-	-	-	-	-	-	4,879	*	-
Head cabbage	-	-	-	*	*	*	21,144	108	-
Ethiopian cabbage	*	*	*	-	-	-	154,424	2,377	-
Tomatoes	-	-	-	-	-	-	2,173	*	-
Green peppers	-	-	-	-	-	-	6,604	19	-
Red peppers	2,554	*	*	17,478	2,687	6,597	50,416	5,658	-
Swiss chard	-	-	-	-	-	-	3,095	8	-
Root crops	-	-	-	*	*	*	41,196	265	-
Beetroot	-	-	-	*	*	*	13,524	38	-
Carrot	-	-	-	-	-	-	8,817	11	-
Onion	-	-	-	*	*	*	9,090	28	-
Potatoes	-	-	-	-	-	-	12,846	*	-
Garlic	-	-	-	-	-	-	10,104	27	-
Taro 'Godere'	-	-	-	-	-	-	-	-	-
Sweet potatoes	-	-	-	-	-	-	2,825	12	-
Other Temporary	-	-	-	*	*	*	40,253	492	-
Permanent crops							136,422	11,253	
Avocado							19,031	69	
Bananas							28,724	114	
Guava							3,976	*	
Lemons							*	*	
Mangoes							5,273	*	
Oranges							3,763	10	
Papayas							12,810	49	
Pineapples							-	-	
Chat							80,198	1,931	
Coffee							37,277	417	
Hops / 'Geshe'							*	*	
Enset							106,677	8,404	
Sugar cane							16,175	143	
Other permanent							28,785	72	

(Table 1.7.20 Cont'd.)

Silitie

Crop type	IMPROVED SEED			PESTICIDE		IRRIGATION		EXTENSION PACKAGE	
	Holder	Hectare	Quintal	Holder	Hectare	Holder	Hectare	Holder	Hectare
All	45,490	8,458	4,273	94,879	28,335	2,479	*	33,135	8,968
Cereals	41,412	8,430	4,266	91,642	26,788	1,239	*	33,135	8,515
Teff	-	-	-	42,863	11,229	-	-	*	*
Barley	-	-	-	22,727	*	-	-	*	*
Wheat	5,700	1,044	1,901	57,442	10,213	-	-	7,218	1,386
Maize	39,718	7,372	2,364	*	2,158	1,239	*	29,064	6,437
Sorghum	*	*	*	*	*	*	*	5,958	472
Finger millet	-	-	-	*	*	-	-	-	-
Oats / 'Aja'	-	-	-	-	-	-	-	-	-
Rice	-	-	-	-	-	-	-	-	-
Pulses	*	*	*	*	*	-	-	*	*
Horse / Faba beans	-	-	-	*	*	-	-	*	*
Field Peas	-	-	-	*	*	-	-	*	*
Haricot beans	*	*	*	*	*	-	-	-	-
Chick peas	-	-	-	-	-	-	-	*	*
Lentils	-	-	-	*	*	-	-	-	-
Vetch / Grass peas	-	-	-	-	-	-	-	-	-
Soya beans	-	-	-	-	-	-	-	-	-
Fenugreek	-	-	-	*	*	-	-	-	-
Gibto	-	-	-	-	-	-	-	-	-
Oilseeds	-	-	-	-	-	-	-	-	-
Neug	-	-	-	-	-	-	-	-	-
Linseed	-	-	-	-	-	-	-	-	-
Groundnuts	-	-	-	-	-	-	-	-	-
Safflower	-	-	-	-	-	-	-	-	-
Sesame	-	-	-	-	-	-	-	-	-
Rapeseed	-	-	-	-	-	-	-	-	-
Vegetables	*	*	-	9,782	*	1,218	*	3,414	*
Lettuce	-	-	-	-	-	*	*	*	*
Head cabbage	*	*	-	*	*	-	-	*	*
Ethiopian cabbage	-	-	-	*	*	*	*	*	9
Tomatoes	-	-	-	-	-	*	*	-	-
Green peppers	-	-	-	-	-	-	-	-	-
Red peppers	-	-	-	*	*	-	-	*	*
Swiss chard	*	*	-	-	-	-	-	-	-
Root crops	*	*	-	*	*	*	*	*	*
Beetroot	*	*	-	*	*	*	*	*	*
Carrot	*	*	-	-	-	*	*	-	-
Onion	-	-	-	-	-	-	-	-	-
Potatoes	-	-	-	-	-	-	-	*	*
Garlic	-	-	-	-	-	-	-	-	-
Taro 'Godere'	-	-	-	-	-	-	-	-	-
Sweet potatoes	-	-	-	-	-	*	*	-	-
Other Temporary	-	-	-	-	-	*	*	*	*
Permanent crops				7,126	205	*	*	*	*
Avocado				*	*	-	-	*	*
Bananas				*	*	-	-	-	-
Guava				-	-	-	-	*	*
Lemons				-	-	-	-	-	-
Mangoes				-	-	-	-	*	*
Oranges				-	-	-	-	-	-
Papayas				-	-	-	-	-	-
Pineapples				-	-	-	-	-	-
Chat				5,904	*	*	*	*	*
Coffee	-	-	-	*	*	*	*	*	*
Hops / 'Geshe'				-	-	-	-	-	-
Enset				*	*	*	*	-	-
Sugar cane				*	*	*	*	*	*
Other permanent				-	-	*	*	-	-

Table1.7.21 Number of Holders, Inputs Applied Area and Quantity of Inputs used

Alaba Special Wereda

Crop type	All Crop Area	All Fertilizers		Natural		DAP		
		Hectare	Quintal	Holder	Hectare	Holder	Hectare	Quintal
All	44,685	33,023	33,342	40,171	7,217	39,371	21,029	24,306
Cereals	33,112	22,885	18,018	33,149	4,857	33,774	15,267	14,982
Teff	6,382	5,690	3,192	*	*	18,863	4,305	2,442
Barley	255	*	*	*	*	1,613	*	*
Wheat	3,163	2,865	3,776	*	*	11,112	2,432	3,203
Maize	17,340	11,017	7,343	32,264	3,852	21,584	6,507	6,329
Sorghum	4,136	1,862	3,042	14,553	775	9,837	896	2,452
Finger millet	1,838	1,273	528	2,253	146	10,314	976	428
Oats / 'Aja'	-	-	-	-	-	-	-	-
Rice	-	-	-	-	-	-	-	-
Pulses	1,285	523	605	5,807	126	4,444	353	497
Horse / Faba beans	61	*	*	*	*	*	*	*
Field Peas	*	-	-	-	-	-	-	-
Haricot beans	1,017	379	547	4,910	118	3,435	222	440
Chick peas	*	*	-	*	*	-	-	-
Lentils	*	*	*	*	*	614	*	*
Vetch / Grass peas	-	-	-	-	-	-	-	-
Soya beans	*	-	-	-	-	-	-	-
Fenugreek	*	*	*	*	*	*	*	*
Gibto	-	-	-	-	-	-	-	-
Oilseeds	98	36	*	1,256	*	1,096	14	*
Neug	*	*	-	*	*	-	-	-
Linseed	55	12	6	785	3	596	*	5
Groundnuts	-	-	-	-	-	-	-	-
Safflower	*	*	*	-	-	*	*	*
Sesame	*	*	-	*	*	-	-	-
Rapeseed	25	*	*	*	*	*	*	*
Vegetables	8,701	8,293	14,321	33,824	1,133	25,117	5,200	8,469
Lettuce	-	-	-	-	-	-	-	-
Head cabbage	19	15	*	3,587	14	*	*	*
Ethiopian cabbage	849	757	249	32,154	704	2,496	*	187
Tomatoes	*	*	-	*	*	-	-	-
Green peppers	*	*	-	*	*	-	-	-
Red peppers	7,830	7,517	14,067	7,749	411	24,220	5,151	8,277
Swiss chard	*	*	-	*	*	-	-	-
Root crops	*	*	*	5,125	35	1,379	*	*
Beetroot	3	3	*	1,900	*	*	*	*
Carrot	1	1	-	1,098	1	-	-	-
Onion	*	*	*	983	*	502	*	*
Potatoes	*	*	*	1,267	26	877	*	*
Garlic	*	*	-	*	*	-	-	-
Taro 'Godere'	-	-	-	-	-	-	-	-
Sweet potatoes	*	*	-	744	*	-	-	-
Other Temporary	246	220	*	11,707	183	741	32	*
Permanent crops	1,104	939		24,702	861			
Avocado	1	1		865	1			
Bananas	29	28		6,869	28			
Guava	*	*		*	*			
Lemons	*	*		*	*			
Mangoes	*	*		*	*			
Oranges	*	*		*	*			
Papayas	11	7		2,119	7			
Pineapples	-	-		-	-			
Chat	899	754		20,099	682			
Coffee	75	64		5,525	58			
Hops / 'Geshe'	*	*		*	*			
Enset	67	64		9,697	64			
Sugar cane	*	*		1,147	*			
Other permanent	*	*		1,602	*			

(Table 1.7.21 cont'd.)

Alaba Special Wereda

Crop type	UREA			UREA + DAP			INDIGENOUS SEED		
	Holder	Hectare	Quintal	Holder	Hectare	Quintal	Holder	Hectare	Quintal
All	1,962	*	*	13,662	4,522	8,764	54,241	41,231	17,566
Cereals	*	*	*	8,570	2,576	2,816	51,966	29,682	16,794
Teff	*	*	*	5,456	1,300	741	25,561	6,382	2,132
Barley	-	-	-	*	*	*	3,146	255	334
Wheat	*	*	*	2,354	333	502	14,585	3,163	6,031
Maize	*	*	*	3,324	610	945	49,186	13,994	6,456
Sorghum	*	*	*	2,352	176	520	36,183	4,051	1,229
Finger millet	*	*	*	1,361	*	99	20,138	1,838	610
Oats / 'Aja'	-	-	-	-	-	-	-	-	-
Rice	-	-	-	-	-	-	-	-	-
Pulses	*	*	*	*	*	*	19,551	1,285	731
Horse / Faba beans	-	-	-	-	-	-	901	61	*
Field Peas	-	-	-	-	-	-	*	*	*
Haricot beans	*	*	*	*	*	*	17,038	1,017	649
Chick peas	-	-	-	-	-	-	522	*	*
Lentils	*	*	*	-	-	-	1,500	*	26
Vetch / Grass peas	-	-	-	-	-	-	-	-	-
Soya beans	-	-	-	-	-	-	*	*	*
Fenugreek	-	-	-	-	-	-	2,639	*	28
Gibto	-	-	-	-	-	-	-	-	-
Oilseeds	-	-	-	*	*	*	4,641	98	42
Neug	-	-	-	-	-	-	*	*	*
Linseed	-	-	-	*	*	*	3,175	55	22
Groundnuts	-	-	-	-	-	-	-	-	-
Safflower	-	-	-	-	-	-	*	*	*
Sesame	-	-	-	-	-	-	*	*	*
Rapeseed	-	-	-	-	-	-	1,342	25	*
Vegetables	*	*	*	9,204	1,913	5,804	48,317	8,697	-
Lettuce	-	-	-	-	-	-	-	-	-
Head cabbage	-	-	-	-	-	-	4,327	18	-
Ethiopian cabbage	-	-	-	491	6	*	37,192	845	-
Tomatoes	-	-	-	-	-	-	*	*	-
Green peppers	-	-	-	-	-	-	*	*	-
Red peppers	*	*	*	9,204	1,907	5,742	37,960	7,830	-
Swiss chard	-	-	-	-	-	-	*	*	-
Root crops	-	-	-	-	-	-	6,738	*	-
Beetroot	-	-	-	-	-	-	2,270	3	-
Carrot	-	-	-	-	-	-	1,098	1	-
Onion	-	-	-	-	-	-	1,363	*	-
Potatoes	-	-	-	-	-	-	2,372	*	-
Garlic	-	-	-	-	-	-	*	*	-
Taro 'Godere'	-	-	-	-	-	-	-	-	-
Sweet potatoes	-	-	-	-	-	-	872	*	-
Other Temporary	*	*	*	*	*	*	13,605	242	-
Permanent crops							28,145	1,090	
Avocado							1,002	1	
Bananas							7,258	29	
Guava							*	*	
Lemons							*	*	
Mangoes							*	*	
Oranges							*	*	
Papayas							2,640	11	
Pineapples							-	-	
Chat							23,789	888	
Coffee							6,321	74	
Hops / 'Gesho'							*	*	
Enset							9,823	65	
Sugar cane							1,147	*	
Other permanent							1,602	*	

(Table 1.7.21 Cont'd.)

Alaba Special Wereda

Crop type	IMPROVED SEED			PESTICIDE		IRRIGATION		EXTENSION PACKAGE	
	Holder	Hectare	Quintal	Holder	Hectare	Holder	Hectare	Holder	Hectare
All	9,335	3,370	921	28,084	8,484	-	-	5,822	1,884
Cereals	8,821	3,353	921	26,684	7,573	-	-	5,058	1,851
Teff	-	-	-	21,076	5,002	-	-	*	*
Barley	-	-	-	*	*	-	-	-	-
Wheat	-	-	-	8,706	1,627	-	-	*	*
Maize	8,821	3,346	921	*	*	-	-	4,035	1,384
Sorghum	*	*	-	*	*	-	-	*	147
Finger millet	-	-	-	*	*	-	-	-	-
Oats / 'Aja'	-	-	-	-	-	-	-	-	-
Rice	-	-	-	-	-	-	-	-	-
Pulses	-	-	-	*	*	-	-	*	*
Horse / Faba beans	-	-	-	-	-	-	-	-	-
Field Peas	-	-	-	-	-	-	-	-	-
Haricot beans	-	-	-	*	*	-	-	*	*
Chick peas	-	-	-	-	-	-	-	-	-
Lentils	-	-	-	-	-	-	-	-	-
Vetch / Grass peas	-	-	-	-	-	-	-	-	-
Soya beans	-	-	-	-	-	-	-	*	*
Fenugreek	-	-	-	-	-	-	-	-	-
Gibto	-	-	-	-	-	-	-	-	-
Oilseeds	-	-	-	-	-	-	-	-	-
Neug	-	-	-	-	-	-	-	-	-
Linseed	-	-	-	-	-	-	-	-	-
Groundnuts	-	-	-	-	-	-	-	-	-
Safflower	-	-	-	-	-	-	-	-	-
Sesame	-	-	-	-	-	-	-	-	-
Rapeseed	-	-	-	-	-	-	-	-	-
Vegetables	*	*	-	5,436	891	-	-	*	*
Lettuce	-	-	-	-	-	-	-	-	-
Head cabbage	*	*	-	*	*	-	-	*	*
Ethiopian cabbage	-	-	-	*	*	-	-	*	*
Tomatoes	-	-	-	*	*	-	-	*	*
Green peppers	-	-	-	-	-	-	-	-	-
Red peppers	-	-	-	5,186	890	-	-	-	-
Swiss chard	-	-	-	-	-	-	-	-	-
Root crops	*	*	-	*	*	-	-	*	*
Beetroot	-	-	-	-	-	-	-	*	*
Carrot	*	*	-	-	-	-	-	*	*
Onion	*	*	-	*	*	-	-	*	*
Potatoes	-	-	-	*	*	-	-	-	-
Garlic	-	-	-	-	-	-	-	-	-
Taro 'Godere'	-	-	-	-	-	-	-	-	-
Sweet potatoes	-	-	-	-	-	-	-	-	-
Other Temporary	*	*	-	*	*	-	-	*	*
Permanent crops				*	*	-	-	*	*
Avocado				-	-	-	-	-	-
Bananas				-	-	-	-	*	*
Guava				-	-	-	-	-	-
Lemons				-	-	-	-	-	-
Mangoes				-	-	-	-	-	-
Oranges				-	-	-	-	-	-
Papayas				-	-	-	-	-	-
Pineapples				-	-	-	-	-	-
Chat				*	*	-	-	*	*
Coffee	-	-	-	*	*	-	-	*	*
Hops / 'Gesho'				-	-	-	-	-	-
Enset						-	-		
Sugar cane				*	*			*	*
Other permanent				-	-	-	-	-	-

Table1.8 Number of Holders, Inputs Applied Area and Quantity of Inputs used

Gambela Region

Crop type	All Crop Area	All Fertilizers		Natural		DAP		
		Hectare	Quintal	Holder	Hectare	Holder	Hectare	Quintal
All	14,371	*	-	903	*	-	-	-
Cereals	10,057	*	-	*	*	-	-	-
Teff	*	-	-	-	-	-	-	-
Barley	*	-	-	-	-	-	-	-
Wheat	*	-	-	-	-	-	-	-
Maize	6,002	*	-	*	*	-	-	-
Sorghum	3,736	-	-	-	-	-	-	-
Finger millet	*	-	-	-	-	-	-	-
Oats / 'Aja'	-	-	-	-	-	-	-	-
Rice	*	-	-	-	-	-	-	-
Pulses	162	*	-	*	*	-	-	-
Horse / Faba beans	*	-	-	-	-	-	-	-
Field Peas	*	-	-	-	-	-	-	-
Haricot beans	84	*	-	*	*	-	-	-
Chick peas	-	-	-	-	-	-	-	-
Lentils	-	-	-	-	-	-	-	-
Vetch / Grass peas	*	-	-	-	-	-	-	-
Soya beans	*	-	-	-	-	-	-	-
Fenugreek	-	-	-	-	-	-	-	-
Gibto	-	-	-	-	-	-	-	-
Oilseeds	123	-	-	-	-	-	-	-
Neug	-	-	-	-	-	-	-	-
Linseed	-	-	-	-	-	-	-	-
Groundnuts	109	-	-	-	-	-	-	-
Safflower	*	-	-	-	-	-	-	-
Sesame	14	-	-	-	-	-	-	-
Rapeseed	*	-	-	-	-	-	-	-
Vegetables	191	*	-	*	*	-	-	-
Lettuce	-	-	-	-	-	-	-	-
Head cabbage	3	-	-	-	-	-	-	-
Ethiopian cabbage	17	*	-	*	*	-	-	-
Tomatoes	*	-	-	-	-	-	-	-
Green peppers	31	-	-	-	-	-	-	-
Red peppers	*	*	-	*	*	-	-	-
Swiss chard	*	-	-	-	-	-	-	-
Root crops	246	*	-	296	*	-	-	-
Beetroot	*	-	-	-	-	-	-	-
Carrot	*	-	-	-	-	-	-	-
Onion	*	-	-	-	-	-	-	-
Potatoes	*	-	-	-	-	-	-	-
Garlic	1	*	-	*	*	-	-	-
Taro 'Godere'	107	*	-	*	*	-	-	-
Sweet potatoes	125	*	-	*	*	-	-	-
Other Temporary	712	*	-	*	*	-	-	-
Permanent crops	2,879	*	-	499	*	-	-	-
Avocado	19	*	-	*	*	-	-	-
Bananas	143	-	-	-	-	-	-	-
Guava	2	-	-	-	-	-	-	-
Lemons	7	*	-	*	*	-	-	-
Mangoes	108	*	-	*	*	-	-	-
Oranges	12	-	-	-	-	-	-	-
Papayas	49	*	-	*	*	-	-	-
Pineapples	3	-	-	-	-	-	-	-
Chat	70	-	-	-	-	-	-	-
Coffee	2,006	*	-	*	*	-	-	-
Hops / 'Gescho'	30	*	-	*	*	-	-	-
Enset	356	*	-	340	*	-	-	-
Sugar cane	70	*	-	*	*	-	-	-
Other permanent	*	*	-	*	*	-	-	-

(Table 1.8 cont'd.)

Gambela Region

Crop type	UREA			UREA + DAP			INDIGENOUS SEED		
	Holder	Hectare	Quintal	Holder	Hectare	Quintal	Holder	Hectare	Quintal
All	-	-	-	-	-	-	35,548	14,323	3,727
Cereals	-	-	-	-	-	-	32,242	10,034	3,601
Teff	-	-	-	-	-	-	*	*	*
Barley	-	-	-	-	-	-	*	*	*
Wheat	-	-	-	-	-	-	*	*	*
Maize	-	-	-	-	-	-	25,317	5,981	2,176
Sorghum	-	-	-	-	-	-	14,855	3,733	1,211
Finger millet	-	-	-	-	-	-	*	*	*
Oats / 'Aja'	-	-	-	-	-	-	-	-	-
Rice	-	-	-	-	-	-	*	*	*
Pulses	-	-	-	-	-	-	6,848	162	85
Horse / Faba beans	-	-	-	-	-	-	*	*	*
Field Peas	-	-	-	-	-	-	*	*	*
Haricot beans	-	-	-	-	-	-	6,599	84	33
Chick peas	-	-	-	-	-	-	-	-	-
Lentils	-	-	-	-	-	-	-	-	-
Vetch / Grass peas	-	-	-	-	-	-	*	*	-
Soya beans	-	-	-	-	-	-	*	*	*
Fenugreek	-	-	-	-	-	-	-	-	-
Gibto	-	-	-	-	-	-	-	-	-
Oilseeds	-	-	-	-	-	-	3,036	123	41
Neug	-	-	-	-	-	-	-	-	-
Linseed	-	-	-	-	-	-	-	-	-
Groundnuts	-	-	-	-	-	-	2,470	109	*
Safflower	-	-	-	-	-	-	*	*	-
Sesame	-	-	-	-	-	-	532	14	5
Rapeseed	-	-	-	-	-	-	223	*	*
Vegetables	-	-	-	-	-	-	8,259	190	-
Lettuce	-	-	-	-	-	-	-	-	-
Head cabbage	-	-	-	-	-	-	474	2	-
Ethiopian cabbage	-	-	-	-	-	-	4,258	17	-
Tomatoes	-	-	-	-	-	-	1,101	*	-
Green peppers	-	-	-	-	-	-	2,930	30	-
Red peppers	-	-	-	-	-	-	1,383	*	-
Swiss chard	-	-	-	-	-	-	*	*	-
Root crops	-	-	-	-	-	-	12,371	246	-
Beetroot	-	-	-	-	-	-	*	*	-
Carrot	-	-	-	-	-	-	*	*	-
Onion	-	-	-	-	-	-	727	*	-
Potatoes	-	-	-	-	-	-	315	*	-
Garlic	-	-	-	-	-	-	463	1	-
Taro 'Godere'	-	-	-	-	-	-	7,180	107	-
Sweet potatoes	-	-	-	-	-	-	5,931	125	-
Other Temporary	-	-	-	-	-	-	14,164	690	-
Permanent crops							19,238	2,879	
Avocado							4,626	18	
Bananas							7,516	143	
Guava							596	2	
Lemons							882	7	
Mangoes							9,728	107	
Oranges							2,390	12	
Papayas							8,648	48	
Pineapples							1,039	3	
Chat							1,882	70	
Coffee							8,418	2,006	
Hops / 'Gesho'							2,720	30	
Enset							7,395	356	
Sugar cane							6,638	70	
Other permanent							2,639	*	

(Table 1.8 Cont'd.)

Gambela Region

[illegible]

Table1.8.1 Number of Holders, Inputs Applied Area and Quantity of Inputs used

Agnuwak

Crop type	All Crop Area	All Fertilizers		Natural		DAP		
		Hectare	Quintal	Holder	Hectare	Holder	Hectare	Quintal
All	6,423	*	-	*	*	-	-	-
Cereals	5,362	*	-	*	*	-	-	-
Teff	*	-	-	-	-	-	-	-
Barley	*	-	-	-	-	-	-	-
Wheat	*	-	-	-	-	-	-	-
Maize	3,743	*	-	*	*	-	-	-
Sorghum	1,309	-	-	-	-	-	-	-
Finger millet	*	-	-	-	-	-	-	-
Oats / 'Aja'	-	-	-	-	-	-	-	-
Rice	*	-	-	-	-	-	-	-
Pulses	14	*	-	*	*	-	-	-
Horse / Faba beans	-	-	-	-	-	-	-	-
Field Peas	-	-	-	-	-	-	-	-
Haricot beans	14	*	-	*	*	-	-	-
Chick peas	-	-	-	-	-	-	-	-
Lentils	-	-	-	-	-	-	-	-
Vetch / Grass peas	-	-	-	-	-	-	-	-
Soya beans	*	-	-	-	-	-	-	-
Fenugreek	-	-	-	-	-	-	-	-
Gibto	-	-	-	-	-	-	-	-
Oilseeds	117	-	-	-	-	-	-	-
Neug	-	-	-	-	-	-	-	-
Linseed	-	-	-	-	-	-	-	-
Groundnuts	107	-	-	-	-	-	-	-
Safflower	-	-	-	-	-	-	-	-
Sesame	10	-	-	-	-	-	-	-
Rapeseed	-	-	-	-	-	-	-	-
Vegetables	*	-	-	-	-	-	-	-
Lettuce	-	-	-	-	-	-	-	-
Head cabbage	*	-	-	-	-	-	-	-
Ethiopian cabbage	*	-	-	-	-	-	-	-
Tomatoes	*	-	-	-	-	-	-	-
Green peppers	*	-	-	-	-	-	-	-
Red peppers	*	-	-	-	-	-	-	-
Swiss chard	-	-	-	-	-	-	-	-
Root crops	117	*	-	*	*	-	-	-
Beetroot	-	-	-	-	-	-	-	-
Carrot	-	-	-	-	-	-	-	-
Onion	*	-	-	-	-	-	-	-
Potatoes	*	-	-	-	-	-	-	-
Garlic	-	-	-	-	-	-	-	-
Taro 'Godere'	14	-	-	-	-	-	-	-
Sweet potatoes	99	*	-	*	*	-	-	-
Other Temporary	580	*	-	*	*	-	-	-
Permanent crops	101	*	-	*	*	-	-	-
Avocado	*	-	-	-	-	-	-	-
Bananas	14	-	-	-	-	-	-	-
Guava	2	-	-	-	-	-	-	-
Lemons	*	*	-	*	*	-	-	-
Mangoes	28	-	-	-	-	-	-	-
Oranges	*	-	-	-	-	-	-	-
Papayas	33	-	-	-	-	-	-	-
Pineapples	-	-	-	-	-	-	-	-
Chat	-	-	-	-	-	-	-	-
Coffee	*	-	-	-	-	-	-	-
Hops / 'Gesho'	*	-	-	-	-	-	-	-
Enset	*	-	-	-	-	-	-	-
Sugar cane	12	-	-	-	-	-	-	-
Other permanent	*	-	-	-	-	-	-	-

(Table 1.8.1 cont'd.)

Agnuwak

[illegible]

(Table 1.8.1 Cont'd.)

Agnuwak

	IMPROVED SEED			PESTICIDE		IRRIGATION		EXTENSION PACKAGE	
Crop type	Holder	Hectare	Quintal	Holder	Hectare	Holder	Hectare	Holder	Hectare
All	*	*	*	*	*	*	*	*	*
Cereals	*	*	*	*	*	-	-	*	*
Teff	-	-	-	*	*	-	-	*	*
Barley	-	-	-	*	*	-	-	-	-
Wheat	-	-	-	*	*	-	-	-	-
Maize	*	*	*	*	*	-	-	-	-
Sorghum	-	-	-	*	*	-	-	-	-
Finger millet	-	-	-	*	*	-	-	-	-
Oats / 'Aja'	-	-	-	-	-	-	-	-	-
Rice	-	-	-	-	-	-	-	-	-
Pulses	-	-	-	-	-	-	-	-	-
Horse / Faba beans	-	-	-	-	-	-	-	-	-
Field Peas	-	-	-	-	-	-	-	-	-
Haricot beans	-	-	-	-	-	-	-	-	-
Chick peas	-	-	-	-	-	-	-	-	-
Lentils	-	-	-	-	-	-	-	-	-
Vetch / Grass peas	-	-	-	-	-	-	-	-	-
Soya beans	-	-	-	-	-	-	-	-	-
Fenugreek	-	-	-	-	-	-	-	-	-
Gibto	-	-	-	-	-	-	-	-	-
Oilseeds	-	-	-	-	-	-	-	-	-
Neug	-	-	-	-	-	-	-	-	-
Linseed	-	-	-	-	-	-	-	-	-
Groundnuts	-	-	-	-	-	-	-	-	-
Safflower	-	-	-	-	-	-	-	-	-
Sesame	-	-	-	-	-	-	-	-	-
Rapeseed	-	-	-	-	-	-	-	-	-
Vegetables	*	*	-	*	*	-	-	-	-
Lettuce	-	-	-	-	-	-	-	-	-
Head cabbage	-	-	-	-	-	-	-	-	-
Ethiopian cabbage	-	-	-	-	-	-	-	-	-
Tomatoes	*	*	-	-	-	-	-	-	-
Green peppers	*	*	-	*	*	-	-	-	-
Red peppers	-	-	-	*	*	-	-	-	-
Swiss chard	-	-	-	-	-	-	-	-	-
Root crops	-	-	-	-	-	-	-	-	-
Beetroot	-	-	-	-	-	-	-	-	-
Carrot	-	-	-	-	-	-	-	-	-
Onion	-	-	-	-	-	-	-	-	-
Potatoes	-	-	-	-	-	-	-	-	-
Garlic	-	-	-	-	-	-	-	-	-
Taro 'Godere'	-	-	-	-	-	-	-	-	-
Sweet potatoes	-	-	-	-	-	-	-	-	-
Other Temporary	-	-	-	-	-	-	-	-	-
Permanent crops				*	*	*	*	-	-
Avocado				-	-	-	-	-	-
Bananas				-	-	-	-	-	-
Guava				-	-	*	*	-	-
Lemons				-	-	-	-	-	-
Mangoes				-	-	-	-	-	-
Oranges				-	-	-	-	-	-
Papayas				*	*	-	-	-	-
Pineapples				-	-	-	-	-	-
Chat				-	-	-	-	-	-
Coffee	-	-	-	-	-	-	-	-	-
Hops / 'Gesho'				-	-	-	-	-	-
Enset				-	-	-	-	-	-
Sugar cane				-	-	-	-	-	-
Other permanent				-	-	-	-	-	-

Table1.8.2 Number of Holders, Inputs Applied Area and Quantity of Inputs used

Nuware

Crop type	All Crop Area	All Fertilizers		Natural		DAP		
		Hectare	Quintal	Holder	Hectare	Holder	Hectare	Quintal
All	859	-	-	-	-	-	-	-
Cereals	853	-	-	-	-	-	-	-
Teff	-	-	-	-	-	-	-	-
Barley	-	-	-	-	-	-	-	-
Wheat	-	-	-	-	-	-	-	-
Maize	853	-	-	-	-	-	-	-
Sorghum	-	-	-	-	-	-	-	-
Finger millet	-	-	-	-	-	-	-	-
Oats / 'Aja'	-	-	-	-	-	-	-	-
Rice	-	-	-	-	-	-	-	-
Pulses	-	-	-	-	-	-	-	-
Horse / Faba beans	-	-	-	-	-	-	-	-
Field Peas	-	-	-	-	-	-	-	-
Haricot beans	-	-	-	-	-	-	-	-
Chick peas	-	-	-	-	-	-	-	-
Lentils	-	-	-	-	-	-	-	-
Vetch / Grass peas	-	-	-	-	-	-	-	-
Soya beans	-	-	-	-	-	-	-	-
Fenugreek	-	-	-	-	-	-	-	-
Gibto	-	-	-	-	-	-	-	-
Oilseeds	-	-	-	-	-	-	-	-
Neug	-	-	-	-	-	-	-	-
Linseed	-	-	-	-	-	-	-	-
Groundnuts	-	-	-	-	-	-	-	-
Safflower	-	-	-	-	-	-	-	-
Sesame	-	-	-	-	-	-	-	-
Rapeseed	-	-	-	-	-	-	-	-
Vegetables	-	-	-	-	-	-	-	-
Lettuce	-	-	-	-	-	-	-	-
Head cabbage	-	-	-	-	-	-	-	-
Ethiopian cabbage	-	-	-	-	-	-	-	-
Tomatoes	-	-	-	-	-	-	-	-
Green peppers	-	-	-	-	-	-	-	-
Red peppers	-	-	-	-	-	-	-	-
Swiss chard	-	-	-	-	-	-	-	-
Root crops	-	-	-	-	-	-	-	-
Beetroot	-	-	-	-	-	-	-	-
Carrot	-	-	-	-	-	-	-	-
Onion	-	-	-	-	-	-	-	-
Potatoes	-	-	-	-	-	-	-	-
Garlic	-	-	-	-	-	-	-	-
Taro 'Godere'	-	-	-	-	-	-	-	-
Sweet potatoes	-	-	-	-	-	-	-	-
Other Temporary	*	-	-	-	-	-	-	-
Permanent crops	*	-	-	-	-	-	-	-
Avocado	-	-	-	-	-	-	-	-
Bananas	-	-	-	-	-	-	-	-
Guava	-	-	-	-	-	-	-	-
Lemons	-	-	-	-	-	-	-	-
Mangoes	*	-	-	-	-	-	-	-
Oranges	-	-	-	-	-	-	-	-
Papayas	-	-	-	-	-	-	-	-
Pineapples	-	-	-	-	-	-	-	-
Chat	-	-	-	-	-	-	-	-
Coffee	-	-	-	-	-	-	-	-
Hops / 'Geshe'	-	-	-	-	-	-	-	-
Enset	-	-	-	-	-	-	-	-
Sugar cane	-	-	-	-	-	-	-	-
Other permanent	-	-	-	-	-	-	-	-

(Table 1.8.2 cont'd.)

Nuware

[illegible]

(Table 1.8.2 Cont'd.)

Nuware

Crop type	IMPROVED SEED			PESTICIDE		IRRIGATION		EXTENSION PACKAGE	
	Holder	Hectare	Quintal	Holder	Hectare	Holder	Hectare	Holder	Hectare
All	-	-	-	-	-	*	*	-	-
Cereals	-	-	-	-	-	-	-	-	-
Teff	-	-	-	-	-	-	-	-	-
Barley	-	-	-	-	-	-	-	-	-
Wheat	-	-	-	-	-	-	-	-	-
Maize	-	-	-	-	-	-	-	-	-
Sorghum	-	-	-	-	-	-	-	-	-
Finger millet	-	-	-	-	-	-	-	-	-
Oats / 'Aja'	-	-	-	-	-	-	-	-	-
Rice	-	-	-	-	-	-	-	-	-
Pulses	-	-	-	-	-	-	-	-	-
Horse / Faba beans	-	-	-	-	-	-	-	-	-
Field Peas	-	-	-	-	-	-	-	-	-
Haricot beans	-	-	-	-	-	-	-	-	-
Chick peas	-	-	-	-	-	-	-	-	-
Lentils	-	-	-	-	-	-	-	-	-
Vetch / Grass peas	-	-	-	-	-	-	-	-	-
Soya beans	-	-	-	-	-	-	-	-	-
Fenugreek	-	-	-	-	-	-	-	-	-
Gibto	-	-	-	-	-	-	-	-	-
Oilseeds	-	-	-	-	-	-	-	-	-
Neug	-	-	-	-	-	-	-	-	-
Linseed	-	-	-	-	-	-	-	-	-
Groundnuts	-	-	-	-	-	-	-	-	-
Safflower	-	-	-	-	-	-	-	-	-
Sesame	-	-	-	-	-	-	-	-	-
Rapeseed	-	-	-	-	-	-	-	-	-
Vegetables	-	-	-	-	-	-	-	-	-
Lettuce	-	-	-	-	-	-	-	-	-
Head cabbage	-	-	-	-	-	-	-	-	-
Ethiopian cabbage	-	-	-	-	-	-	-	-	-
Tomatoes	-	-	-	-	-	-	-	-	-
Green peppers	-	-	-	-	-	-	-	-	-
Red peppers	-	-	-	-	-	-	-	-	-
Swiss chard	-	-	-	-	-	-	-	-	-
Root crops	-	-	-	-	-	-	-	-	-
Beetroot	-	-	-	-	-	-	-	-	-
Carrot	-	-	-	-	-	-	-	-	-
Onion	-	-	-	-	-	-	-	-	-
Potatoes	-	-	-	-	-	-	-	-	-
Garlic	-	-	-	-	-	-	-	-	-
Taro 'Godere'	-	-	-	-	-	-	-	-	-
Sweet potatoes	-	-	-	-	-	-	-	-	-
Other Temporary	-	-	-	-	-	*	*	-	-
Permanent crops									
Avocado				-	-	-	-	-	-
Bananas				-	-	-	-	-	-
Guava				-	-	-	-	-	-
Lemons				-	-	-	-	-	-
Mangoes				-	-	-	-	-	-
Oranges				-	-	-	-	-	-
Papayas				-	-	-	-	-	-
Pineapples				-	-	-	-	-	-
Chat				-	-	-	-	-	-
Coffee	-	-	-	-	-	-	-	-	-
Hops / 'Geshe'				-	-	-	-	-	-
Enset				-	-	-	-	-	-
Sugar cane				-	-	-	-	-	-
Other permanent				-	-	-	-	-	-

Table1.8.3 Number of Holders, Inputs Applied Area and Quantity of Inputs used

Mezhenger

Crop type	All Crop Area	All Fertilizers		Natural		DAP		
		Hectare	Quintal	Holder	Hectare	Holder	Hectare	Quintal
All	5,842	*	-	648	*	-	-	-
Cereals	2,725	*	-	*	*	-	-	-
Teff	*	-	-	-	-	-	-	-
Barley	*	-	-	-	-	-	-	-
Wheat	-	-	-	-	-	-	-	-
Maize	416	*	-	*	*	-	-	-
Sorghum	2,300	-	-	-	-	-	-	-
Finger millet	-	-	-	-	-	-	-	-
Oats / 'Aja'	-	-	-	-	-	-	-	-
Rice	*	-	-	-	-	-	-	-
Pulses	*	*	-	*	*	-	-	-
Horse / Faba beans	*	-	-	-	-	-	-	-
Field Peas	*	-	-	-	-	-	-	-
Haricot beans	46	*	-	*	*	-	-	-
Chick peas	-	-	-	-	-	-	-	-
Lentils	-	-	-	-	-	-	-	-
Vetch / Grass peas	*	-	-	-	-	-	-	-
Soya beans	-	-	-	-	-	-	-	-
Fenugreek	-	-	-	-	-	-	-	-
Gibto	-	-	-	-	-	-	-	-
Oilseeds	*	-	-	-	-	-	-	-
Neug	-	-	-	-	-	-	-	-
Linseed	-	-	-	-	-	-	-	-
Groundnuts	*	-	-	-	-	-	-	-
Safflower	*	-	-	-	-	-	-	-
Sesame	*	-	-	-	-	-	-	-
Rapeseed	*	-	-	-	-	-	-	-
Vegetables	56	*	-	*	*	-	-	-
Lettuce	-	-	-	-	-	-	-	-
Head cabbage	3	-	-	-	-	-	-	-
Ethiopian cabbage	16	*	-	*	*	-	-	-
Tomatoes	*	-	-	-	-	-	-	-
Green peppers	22	-	-	-	-	-	-	-
Red peppers	*	*	-	*	*	-	-	-
Swiss chard	*	-	-	-	-	-	-	-
Root crops	114	*	-	186	*	-	-	-
Beetroot	*	-	-	-	-	-	-	-
Carrot	*	-	-	-	-	-	-	-
Onion	*	-	-	-	-	-	-	-
Potatoes	*	-	-	-	-	-	-	-
Garlic	1	*	-	*	*	-	-	-
Taro 'Godere'	80	*	-	*	*	-	-	-
Sweet potatoes	*	-	-	-	-	-	-	-
Other Temporary	107	*	-	*	*	-	-	-
Permanent crops	2,712	*	-	463	*	-	-	-
Avocado	18	*	-	*	*	-	-	-
Bananas	107	-	-	-	-	-	-	-
Guava	*	-	-	-	-	-	-	-
Lemons	*	-	-	-	-	-	-	-
Mangoes	40	*	-	*	*	-	-	-
Oranges	12	-	-	-	-	-	-	-
Papayas	14	*	-	*	*	-	-	-
Pineapples	3	-	-	-	-	-	-	-
Chat	70	-	-	-	-	-	-	-
Coffee	1,999	*	-	*	*	-	-	-
Hops / 'Geshe'	27	*	-	*	*	-	-	-
Enset	356	*	-	340	*	-	-	-
Sugar cane	57	*	-	*	*	-	-	-
Other permanent	*	*	-	*	*	-	-	-

(Table 1.8.3 cont'd.)

Mezhenger

Crop type	UREA			UREA + DAP			INDIGENOUS SEED		
	Holder	Hectare	Quintal	Holder	Hectare	Quintal	Holder	Hectare	Quintal
All	-	-	-	-	-	-	12,371	5,841	1,082
Cereals	-	-	-	-	-	-	10,344	2,725	1,020
Teff	-	-	-	-	-	-	*	*	*
Barley	-	-	-	-	-	-	*	*	*
Wheat	-	-	-	-	-	-	-	-	-
Maize	-	-	-	-	-	-	5,277	416	183
Sorghum	-	-	-	-	-	-	8,345	2,300	826
Finger millet	-	-	-	-	-	-	-	-	-
Oats / 'Aja'	-	-	-	-	-	-	-	-	-
Rice	-	-	-	-	-	-	*	*	*
Pulses	-	-	-	-	-	-	3,572	*	*
Horse / Faba beans	-	-	-	-	-	-	*	*	*
Field Peas	-	-	-	-	-	-	*	*	*
Haricot beans	-	-	-	-	-	-	3,386	46	22
Chick peas	-	-	-	-	-	-	-	-	-
Lentils	-	-	-	-	-	-	-	-	-
Vetch / Grass peas	-	-	-	-	-	-	*	*	-
Soya beans	-	-	-	-	-	-	-	-	-
Fenugreek	-	-	-	-	-	-	-	-	-
Gibto	-	-	-	-	-	-	-	-	-
Oilseeds	-	-	-	-	-	-	319	*	*
Neug	-	-	-	-	-	-	-	-	-
Linseed	-	-	-	-	-	-	-	-	-
Groundnuts	-	-	-	-	-	-	*	*	*
Safflower	-	-	-	-	-	-	*	*	-
Sesame	-	-	-	-	-	-	*	*	*
Rapeseed	-	-	-	-	-	-	223	*	*
Vegetables	-	-	-	-	-	-	6,052	55	-
Lettuce	-	-	-	-	-	-	-	-	-
Head cabbage	-	-	-	-	-	-	429	2	-
Ethiopian cabbage	-	-	-	-	-	-	4,023	16	-
Tomatoes	-	-	-	-	-	-	127	*	-
Green peppers	-	-	-	-	-	-	2,465	22	-
Red peppers	-	-	-	-	-	-	619	*	-
Swiss chard	-	-	-	-	-	-	*	*	-
Root crops	-	-	-	-	-	-	6,381	114	-
Beetroot	-	-	-	-	-	-	*	*	-
Carrot	-	-	-	-	-	-	*	*	-
Onion	-	-	-	-	-	-	513	*	-
Potatoes	-	-	-	-	-	-	*	*	-
Garlic	-	-	-	-	-	-	463	1	-
Taro 'Godere'	-	-	-	-	-	-	5,541	80	-
Sweet potatoes	-	-	-	-	-	-	1,257	*	-
Other Temporary	-	-	-	-	-	-	5,686	107	-
Permanent crops							11,441	2,712	
Avocado							4,556	18	
Bananas							5,149	107	
Guava							362	*	
Lemons							613	*	
Mangoes							5,650	40	
Oranges							2,315	12	
Papayas							4,563	14	
Pineapples							1,039	3	
Chat							1,882	70	
Coffee							8,311	1,999	
Hops / 'Geshe'							2,578	27	
Enset							7,323	356	
Sugar cane							5,539	57	
Other permanent							2,566	*	

(Table 1.8.3 Cont'd.)

Mezhenger

[illegible]

Table1.8.4 Number of Holders, Inputs Applied Area and Quantity of Inputs used

Itang Special

Crop type	All Crop Area	All Fertilizers		Natural		DAP		
		Hectare	Quintal	Holder	Hectare	Holder	Hectare	Quintal
All	1,247	-	-	-	-	-	-	-
Cereals	1,117	-	-	-	-	-	-	-
Teff	-	-	-	-	-	-	-	-
Barley	-	-	-	-	-	-	-	-
Wheat	-	-	-	-	-	-	-	-
Maize	991	-	-	-	-	-	-	-
Sorghum	127	-	-	-	-	-	-	-
Finger millet	-	-	-	-	-	-	-	-
Oats / 'Aja'	-	-	-	-	-	-	-	-
Rice	-	-	-	-	-	-	-	-
Pulses	24	-	-	-	-	-	-	-
Horse / Faba beans	-	-	-	-	-	-	-	-
Field Peas	-	-	-	-	-	-	-	-
Haricot beans	23	-	-	-	-	-	-	-
Chick peas	-	-	-	-	-	-	-	-
Lentils	-	-	-	-	-	-	-	-
Vetch / Grass peas	-	-	-	-	-	-	-	-
Soya beans	*	-	-	-	-	-	-	-
Fenugreek	-	-	-	-	-	-	-	-
Gibto	-	-	-	-	-	-	-	-
Oilseeds	*	-	-	-	-	-	-	-
Neug	-	-	-	-	-	-	-	-
Linseed	-	-	-	-	-	-	-	-
Groundnuts	*	-	-	-	-	-	-	-
Safflower	-	-	-	-	-	-	-	-
Sesame	*	-	-	-	-	-	-	-
Rapeseed	-	-	-	-	-	-	-	-
Vegetables	4	-	-	-	-	-	-	-
Lettuce	-	-	-	-	-	-	-	-
Head cabbage	*	-	-	-	-	-	-	-
Ethiopian cabbage	*	-	-	-	-	-	-	-
Tomatoes	*	-	-	-	-	-	-	-
Green peppers	*	-	-	-	-	-	-	-
Red peppers	*	-	-	-	-	-	-	-
Swiss chard	-	-	-	-	-	-	-	-
Root crops	15	-	-	-	-	-	-	-
Beetroot	-	-	-	-	-	-	-	-
Carrot	-	-	-	-	-	-	-	-
Onion	-	-	-	-	-	-	-	-
Potatoes	*	-	-	-	-	-	-	-
Garlic	-	-	-	-	-	-	-	-
Taro 'Godere'	13	-	-	-	-	-	-	-
Sweet potatoes	*	-	-	-	-	-	-	-
Other Temporary	19	-	-	-	-	-	-	-
Permanent crops	66	-	-	-	-	-	-	-
Avocado	-	-	-	-	-	-	-	-
Bananas	22	-	-	-	-	-	-	-
Guava	*	-	-	-	-	-	-	-
Lemons	*	-	-	-	-	-	-	-
Mangoes	40	-	-	-	-	-	-	-
Oranges	*	-	-	-	-	-	-	-
Papayas	3	-	-	-	-	-	-	-
Pineapples	-	-	-	-	-	-	-	-
Chat	-	-	-	-	-	-	-	-
Coffee	-	-	-	-	-	-	-	-
Hops / 'Gesho'	-	-	-	-	-	-	-	-
Enset	-	-	-	-	-	-	-	-
Sugar cane	*	-	-	-	-	-	-	-
Other permanent	*	-	-	-	-	-	-	-

(Table 1.8.4 cont'd.)

Itang Special

[illegible]

(Table 1.8.4 Cont'd.)

Itang Special

[illegible]

Table1.9 Number of Holders, Inputs Applied Area and Quantity of Inputs used

Harari Region

Crop type	All Crop Area	All Fertilizers		Natural		DAP		
		Hectare	Quintal	Holder	Hectare	Holder	Hectare	Quintal
All	13,465	9,197	14,739	12,708	4,016	716	225	290
Cereals	8,021	5,825	8,690	10,420	2,472	643	126	157
Teff	-	-	-	-	-	-	-	-
Barley	20	19	59	*	*	*	*	*
Wheat	118	104	208	310	*	*	*	*
Maize	1,786	1,616	3,990	6,833	461	390	34	70
Sorghum	6,094	4,083	4,429	8,437	1,983	456	86	70
Finger millet	-	-	-	-	-	-	-	-
Oats / 'Aja'	*	*	*	*	*	-	-	-
Rice	-	-	-	-	-	-	-	-
Pulses	22	15	*	412	*	-	-	-
Horse / Faba beans	-	-	-	-	-	-	-	-
Field Peas	-	-	-	-	-	-	-	-
Haricot beans	15	13	*	318	*	-	-	-
Chick peas	-	-	-	-	-	-	-	-
Lentils	*	*	-	*	*	-	-	-
Vetch / Grass peas	-	-	-	-	-	-	-	-
Soya beans	-	-	-	-	-	-	-	-
Fenugreek	*	*	*	*	*	-	-	-
Gibto	-	-	-	-	-	-	-	-
Oilseeds	2,123	1,001	387	4,340	721	213	*	*
Neug	-	-	-	-	-	-	-	-
Linseed	*	*	*	-	-	-	-	-
Groundnuts	2,112	995	385	4,298	715	213	*	*
Safflower	-	-	-	-	-	-	-	-
Sesame	*	*	-	*	*	-	-	-
Rapeseed	*	*	-	*	*	-	-	-
Vegetables	11	*	*	293	*	-	-	-
Lettuce	-	-	-	-	-	-	-	-
Head cabbage	*	*	*	-	-	-	-	-
Ethiopian cabbage	-	-	-	-	-	-	-	-
Tomatoes	*	*	-	256	*	-	-	-
Green peppers	*	*	*	*	*	-	-	-
Red peppers	-	-	-	-	-	-	-	-
Swiss chard	-	-	-	-	-	-	-	-
Root crops	91	69	192	1,292	28	*	*	*
Beetroot	-	-	-	-	-	-	-	-
Carrot	-	-	-	-	-	-	-	-
Onion	*	*	-	*	*	-	-	-
Potatoes	*	*	*	*	*	*	*	*
Garlic	*	*	-	*	*	-	-	-
Taro 'Godere'	-	-	-	-	-	-	-	-
Sweet potatoes	85	63	186	1,152	26	-	-	-
Other Temporary	23	23	*	1,681	8	*	*	*
Permanent crops	3,173	2,255		9,716	774			
Avocado	-	-		-	-			
Bananas	*	3		867	2			
Guava	14	*		697	3			
Lemons	21	13		871	11			
Mangoes	246	125		3,360	103			
Oranges	*	*		*	*			
Papayas	23	12		1,562	9			
Pineapples	-	-		-	-			
Chat	2,615	2,019		6,195	616			
Coffee	70	53		617	18			
Hops / 'Geshe'	*	*		*	*			
Enset	*	*		*	*			
Sugar cane	146	*		*	*			
Other permanent	23	8		1,131	5			

(Table 1.9 cont'd.)

Harari Region

Crop type	UREA			UREA + DAP			INDIGENOUS SEED		
	Holder	Hectare	Quintal	Holder	Hectare	Quintal	Holder	Hectare	Quintal
All	6,861	3,380	8,264	3,155	1,576	6,185	18,826	13,309	6,186
Cereals	6,668	2,194	4,803	3,117	1,033	3,730	18,596	7,893	3,923
Teff	-	-	-	-	-	-	-	-	-
Barley	*	*	*	192	*	*	641	20	28
Wheat	501	20	45	*	*	*	1,542	118	163
Maize	5,551	697	2,056	2,665	425	1,865	14,014	1,717	1,138
Sorghum	6,031	1,472	2,674	2,841	542	1,686	17,660	6,035	2,593
Finger millet	-	-	-	-	-	-	-	-	-
Oats / 'Aja'	*	*	*	-	-	-	*	*	*
Rice	-	-	-	-	-	-	-	-	-
Pulses	226	*	*	-	-	-	767	22	11
Horse / Faba beans	-	-	-	-	-	-	-	-	-
Field Peas	-	-	-	-	-	-	-	-	-
Haricot beans	*	*	*	-	-	-	554	15	6
Chick peas	-	-	-	-	-	-	-	-	-
Lentils	-	-	-	-	-	-	*	*	*
Vetch / Grass peas	-	-	-	-	-	-	-	-	-
Soya beans	-	-	-	-	-	-	-	-	-
Fenugreek	*	*	*	-	-	-	*	*	*
Gibto	-	-	-	-	-	-	-	-	-
Oilseeds	1,688	230	344	287	*	*	9,615	2,123	2,251
Neug	-	-	-	-	-	-	-	-	-
Linseed	-	-	-	*	*	*	*	*	*
Groundnuts	1,688	230	344	*	*	*	9,475	2,112	2,250
Safflower	-	-	-	-	-	-	-	-	-
Sesame	-	-	-	-	-	-	*	*	*
Rapeseed	-	-	-	-	-	-	*	*	*
Vegetables	*	*	*	*	*	*	457	11	-
Lettuce	-	-	-	-	-	-	-	-	-
Head cabbage	*	*	*	*	*	*	*	*	-
Ethiopian cabbage	-	-	-	-	-	-	-	-	-
Tomatoes	-	-	-	-	-	-	256	*	-
Green peppers	*	*	*	-	-	-	*	*	-
Red peppers	-	-	-	-	-	-	-	-	-
Swiss chard	-	-	-	-	-	-	-	-	-
Root crops	954	24	95	*	*	*	3,181	88	-
Beetroot	-	-	-	-	-	-	-	-	-
Carrot	-	-	-	-	-	-	-	-	-
Onion	-	-	-	-	-	-	*	*	-
Potatoes	*	*	*	-	-	-	*	*	-
Garlic	-	-	-	-	-	-	*	*	-
Taro 'Godere'	-	-	-	-	-	-	-	-	-
Sweet potatoes	846	23	92	*	*	*	2,855	82	-
Other Temporary	399	*	*	*	*	*	2,759	20	-
Permanent crops							17,825	3,152	
Avocado							-	-	
Bananas							1,868	*	
Guava							3,219	14	
Lemons							1,917	21	
Mangoes							8,094	242	
Oranges							*	*	
Papayas							2,284	23	
Pineapples							-	-	
Chat							15,850	2,602	
Coffee							1,637	69	
Hops / 'Geshe'							*	*	
Enset							*	*	
Sugar cane							1,670	146	
Other permanent							4,646	19	

(Table 1.9 Cont'd.)

Harari Region

Crop type	IMPROVED SEED			PESTICIDE		IRRIGATION		EXTENSION PACKAGE	
	Holder	Hectare	Quintal	Holder	Hectare	Holder	Hectare	Holder	Hectare
All	1,131	115	37	3,313	996	4,579	856	3,978	1,490
Cereals	912	108	37	1,852	598	2,001	341	3,821	982
Teff	-	-	-	-	-	-	-	-	-
Barley	-	-	-	*	*	-	-	*	*
Wheat	-	-	-	-	-	*	*	*	*
Maize	820	65	33	1,463	174	1,578	138	3,418	390
Sorghum	253	*	*	1,648	422	1,544	200	2,920	583
Finger millet	-	-	-	-	-	-	-	-	-
Oats / 'Aja'	-	-	-	-	-	-	-	*	*
Rice	-	-	-	-	-	-	-	-	-
Pulses	-	-	-	-	-	-	-	*	*
Horse / Faba beans	-	-	-	-	-	-	-	-	-
Field Peas	-	-	-	-	-	-	-	-	-
Haricot beans	-	-	-	-	-	-	-	*	*
Chick peas	-	-	-	-	-	-	-	-	-
Lentils	-	-	-	-	-	-	-	-	-
Vetch / Grass peas	-	-	-	-	-	-	-	-	-
Soya beans	-	-	-	-	-	-	-	-	-
Fenugreek	-	-	-	-	-	-	-	-	-
Gibto	-	-	-	-	-	-	-	-	-
Oilseeds	-	-	-	*	*	*	*	337	45
Neug	-	-	-	-	-	-	-	-	-
Linseed	-	-	-	-	-	-	-	-	-
Groundnuts	-	-	-	*	*	*	*	337	45
Safflower	-	-	-	-	-	-	-	-	-
Sesame	-	-	-	-	-	-	-	-	-
Rapeseed	-	-	-	-	-	-	-	-	-
Vegetables	-	-	-	-	-	*	*	*	*
Lettuce	-	-	-	-	-	-	-	-	-
Head cabbage	-	-	-	-	-	-	-	*	*
Ethiopian cabbage	-	-	-	-	-	-	-	-	-
Tomatoes	-	-	-	-	-	*	*	-	-
Green peppers	-	-	-	-	-	*	*	*	*
Red peppers	-	-	-	-	-	-	-	-	-
Swiss chard	-	-	-	-	-	-	-	-	-
Root crops	-	-	-	*	*	716	15	617	*
Beetroot	-	-	-	-	-	-	-	-	-
Carrot	-	-	-	-	-	-	-	-	-
Onion	-	-	-	-	-	-	-	-	-
Potatoes	-	-	-	-	-	-	-	*	*
Garlic	-	-	-	-	-	*	*	-	-
Taro 'Godere'	-	-	-	-	-	-	-	-	-
Sweet potatoes	-	-	-	*	*	673	15	*	*
Other Temporary	*	*	-	*	*	*	*	*	*
Permanent crops				2,629	392	4,246	449	3,654	433
Avocado	-	-	-	-	-	-	-	-	-
Bananas	-	-	-	-	-	483	*	-	-
Guava	-	-	-	-	-	*	*	*	*
Lemons	-	-	-	-	-	*	*	*	*
Mangoes	-	-	-	*	*	1,334	*	*	*
Oranges	-	-	-	-	-	-	-	-	-
Papayas	-	-	-	-	-	531	15	*	*
Pineapples	-	-	-	-	-	-	-	-	-
Chat	-	-	-	2,553	392	2,035	203	3,505	413
Coffee	-	-	-	-	-	*	*	294	11
Hops / 'Geshe'	-	-	-	-	-	-	-	-	-
Enset	-	-	-	-	-	-	-	-	-
Sugar cane	-	-	-	-	-	1,670	144	*	*
Other permanent	-	-	-	*	*	154	*	*	*

Table1.10 Number of Holders, Inputs Applied Area and Quantity of Inputs used
Dire Dawa

Crop type	All Crop Area	All Fertilizers		Natural		DAP		
		Hectare	Quintal	Holder	Hectare	Holder	Hectare	Quintal
All	9,206	3,219	98	9,075	3,133	*	*	*
Cereals	7,406	2,456	42	8,548	2,401	*	*	*
Teff	-	-	-	-	-	-	-	-
Barley	*	-	-	-	-	-	-	-
Wheat	*	*	*	*	*	*	*	*
Maize	257	109	*	2,272	105	*	*	*
Sorghum	7,102	2,338	27	8,182	2,295	*	*	*
Finger millet	-	-	-	-	-	-	-	-
Oats / 'Aja'	-	-	-	-	-	-	-	-
Rice	*	-	-	-	-	-	-	-
Pulses	342	133	24	2,886	125	*	*	*
Horse / Faba beans	-	-	-	-	-	-	-	-
Field Peas	-	-	-	-	-	-	-	-
Haricot beans	340	133	24	2,886	125	*	*	*
Chick peas	*	-	-	-	-	-	-	-
Lentils	-	-	-	-	-	-	-	-
Vetch / Grass peas	-	-	-	-	-	-	-	-
Soya beans	-	-	-	-	-	-	-	-
Fenugreek	*	-	-	-	-	-	-	-
Gibto	-	-	-	-	-	-	-	-
Oilseeds	*	30	*	518	26	-	-	-
Neug	-	-	-	-	-	-	-	-
Linseed	-	-	-	-	-	-	-	-
Groundnuts	*	*	*	*	*	-	-	-
Safflower	-	-	-	-	-	-	-	-
Sesame	27	11	-	271	11	-	-	-
Rapeseed	-	-	-	-	-	-	-	-
Vegetables	47	27	*	1,036	23	-	-	-
Lettuce	-	-	-	-	-	-	-	-
Head cabbage	-	-	-	-	-	-	-	-
Ethiopian cabbage	*	*	-	*	*	-	-	-
Tomatoes	39	22	*	810	19	-	-	-
Green peppers	*	*	-	238	*	-	-	-
Red peppers	*	-	-	-	-	-	-	-
Swiss chard	-	-	-	-	-	-	-	-
Root crops	80	28	*	1,073	24	-	-	-
Beetroot	-	-	-	-	-	-	-	-
Carrot	-	-	-	-	-	-	-	-
Onion	33	13	*	258	*	-	-	-
Potatoes	*	*	*	-	-	-	-	-
Garlic	-	-	-	-	-	-	-	-
Taro 'Godere'	-	-	-	-	-	-	-	-
Sweet potatoes	46	15	-	880	15	-	-	-
Other Temporary	*	*	-	*	*	-	-	-
Permanent crops	1,170	544		5,433	534			
Avocado	*	*		*	*			
Bananas	*	*		*	*			
Guava	16	*		378	*			
Lemons	*	*		*	*			
Mangoes	22	*		520	*			
Oranges	*	*		*	*			
Papayas	35	24		1,188	24			
Pineapples	-	-		-	-			
Chat	826	298		4,123	288			
Coffee	91	39		1,427	39			
Hops / 'Geshe'	-	-		-	-			
Enset	-	-		-	-			
Sugar cane	*	-		-	-			
Other permanent	*	*		1,080	*			

(Table 1.10 cont'd.)

Dire Dawa

Crop type	UREA			UREA + DAP			INDIGENOUS SEED		
	Holder	Hectare	Quintal	Holder	Hectare	Quintal	Holder	Hectare	Quintal
All	448	55	50	*	*	*	15,199	9,043	1,823
Cereals	285	*	*	*	*	*	15,062	7,294	1,700
Teff	-	-	-	-	-	-	-	-	-
Barley	-	-	-	-	-	-	*	*	*
Wheat	*	*	*	-	-	-	*	*	*
Maize	*	*	*	-	-	-	3,823	190	74
Sorghum	184	*	*	*	*	*	14,761	7,058	1,581
Finger millet	-	-	-	-	-	-	-	-	-
Oats / 'Aja'	-	-	-	-	-	-	-	-	-
Rice	-	-	-	-	-	-	*	*	*
Pulses	*	*	*	*	*	*	5,484	340	79
Horse / Faba beans	-	-	-	-	-	-	-	-	-
Field Peas	-	-	-	-	-	-	-	-	-
Haricot beans	*	*	*	*	*	*	5,450	338	78
Chick peas	-	-	-	-	-	-	*	*	*
Lentils	-	-	-	-	-	-	-	-	-
Vetch / Grass peas	-	-	-	-	-	-	-	-	-
Soya beans	-	-	-	-	-	-	-	-	-
Fenugreek	-	-	-	-	-	-	*	*	*
Gibto	-	-	-	-	-	-	-	-	-
Oilseeds	*	*	*	-	-	-	1,849	*	*
Neug	-	-	-	-	-	-	-	-	-
Linseed	-	-	-	-	-	-	-	-	-
Groundnuts	*	*	*	-	-	-	*	*	*
Safflower	-	-	-	-	-	-	-	-	-
Sesame	-	-	-	-	-	-	657	27	*
Rapeseed	-	-	-	-	-	-	-	-	-
Vegetables	*	*	*	-	-	-	1,560	37	-
Lettuce	-	-	-	-	-	-	-	-	-
Head cabbage	-	-	-	-	-	-	-	-	-
Ethiopian cabbage	-	-	-	-	-	-	*	*	-
Tomatoes	*	*	*	-	-	-	1,155	31	-
Green peppers	-	-	-	-	-	-	303	*	-
Red peppers	-	-	-	-	-	-	*	*	-
Swiss chard	-	-	-	-	-	-	-	-	-
Root crops	*	*	*	*	*	*	2,857	79	-
Beetroot	-	-	-	-	-	-	-	-	-
Carrot	-	-	-	-	-	-	-	-	-
Onion	*	*	*	-	-	-	1,001	32	-
Potatoes	-	-	-	*	*	*	*	*	-
Garlic	-	-	-	-	-	-	-	-	-
Taro 'Godere'	-	-	-	-	-	-	-	-	-
Sweet potatoes	-	-	-	-	-	-	2,145	46	-
Other Temporary	-	-	-	-	-	-	*	*	-
Permanent crops							9,843	1,131	
Avocado							*	*	
Bananas							507	*	
Guava							1,364	16	
Lemons							290	*	
Mangoes							1,087	22	
Oranges							*	*	
Papayas							1,637	21	
Pineapples							-	-	
Chat							8,705	823	
Coffee							2,322	70	
Hops / 'Gesho'							-	-	
Enset							-	-	
Sugar cane							*	*	
Other permanent							2,079	*	

(Table 1.10 Cont'd.)

Dire Dawa

Crop type	IMPROVED SEED			PESTICIDE		IRRIGATION		EXTENSION PACKAGE	
	Holder	Hectare	Quintal	Holder	Hectare	Holder	Hectare	Holder	Hectare
All	1,642	158	17	178	*	4,710	1,366	159	*
Cereals	667	112	17	*	*	4,110	772	*	*
Teff	-	-	-	-	-	-	-	-	-
Barley	-	-	-	-	-	-	-	-	-
Wheat	-	-	-	-	-	-	-	-	-
Maize	621	68	11	*	*	1,309	40	*	*
Sorghum	*	*	*	*	*	3,821	732	*	*
Finger millet	-	-	-	-	-	-	-	-	-
Oats / 'Aja'	-	-	-	-	-	-	-	-	-
Rice	-	-	-	-	-	-	-	-	-
Pulses	*	*	*	-	-	700	24	-	-
Horse / Faba beans	-	-	-	-	-	-	-	-	-
Field Peas	-	-	-	-	-	-	-	-	-
Haricot beans	*	*	*	-	-	700	24	-	-
Chick peas	-	-	-	-	-	-	-	-	-
Lentils	-	-	-	-	-	-	-	-	-
Vetch / Grass peas	-	-	-	-	-	-	-	-	-
Soya beans	-	-	-	-	-	-	-	-	-
Fenugreek	-	-	-	-	-	-	-	-	-
Gibto	-	-	-	-	-	-	-	-	-
Oilseeds	-	-	-	-	-	*	*	-	-
Neug	-	-	-	-	-	-	-	-	-
Linseed	-	-	-	-	-	-	-	-	-
Groundnuts	-	-	-	-	-	-	-	-	-
Safflower	-	-	-	-	-	-	-	-	-
Sesame	-	-	-	-	-	*	*	-	-
Rapeseed	-	-	-	-	-	-	-	-	-
Vegetables	*	*	-	-	-	910	29	*	*
Lettuce	-	-	-	-	-	-	-	-	-
Head cabbage	-	-	-	-	-	-	-	-	-
Ethiopian cabbage	-	-	-	-	-	-	-	-	-
Tomatoes	*	*	-	-	-	746	24	*	*
Green peppers	-	-	-	-	-	238	*	-	-
Red peppers	-	-	-	-	-	-	-	-	-
Swiss chard	-	-	-	-	-	-	-	-	-
Root crops	*	*	-	-	-	1,394	29	*	*
Beetroot	-	-	-	-	-	-	-	-	-
Carrot	-	-	-	-	-	-	-	-	-
Onion	*	*	-	-	-	257	*	-	-
Potatoes	-	-	-	-	-	*	*	*	*
Garlic	-	-	-	-	-	-	-	-	-
Taro 'Godere'	-	-	-	-	-	-	-	-	-
Sweet potatoes	-	-	-	-	-	1,166	24	*	*
Other Temporary	-	-	-	-	-	-	-	-	-
Permanent crops				*	*	4,355	511	*	*
Avocado				-	-	-	-	-	-
Bananas				*	*	*	*	-	-
Guava				-	-	613	11	*	*
Lemons				*	*	*	*	-	-
Mangoes				*	*	*	*	-	-
Oranges				*	*	*	*	-	-
Papayas				-	-	1,485	30	*	*
Pineapples				-	-	-	-	-	-
Chat				*	*	2,884	212	*	*
Coffee	635	*	-	-	-	2,487	80	-	-
Hops / 'Gesho'				-	-	-	-	-	-
Enset				-	-	-	-	-	-
Sugar cane				-	-	*	*	-	-
Other permanent				*	*	1,217	*	*	*

Table 2.Number of Holders Applying Inputs by Educational Status

Ethiopia

Educational Status of Holders	Holders	Fertilizer	Improved seed	Pesticide	Irrigation
Illiterate	8,210,564	2,948,966	798,981	1,721,327	682,251
Literate (informal)	1,106,549	531,178	160,602	266,120	138,601
Grades 1 – 3	1,354,168	568,751	173,362	371,351	107,940
Grades 4 – 6	1,406,470	635,762	217,893	401,378	118,858
Grades 7 – 8	497,909	259,192	91,680	168,720	32,498
Grades 9 – 11	229,000	128,991	51,043	82,545	14,901
Grade 12 complete	55,543	34,314	15,540	21,834	2,943
Above grade 12	36,707	21,543	8,412	10,003	3,212
Total	12,896,910	5,128,697	1,517,512	3,043,278	1,101,204

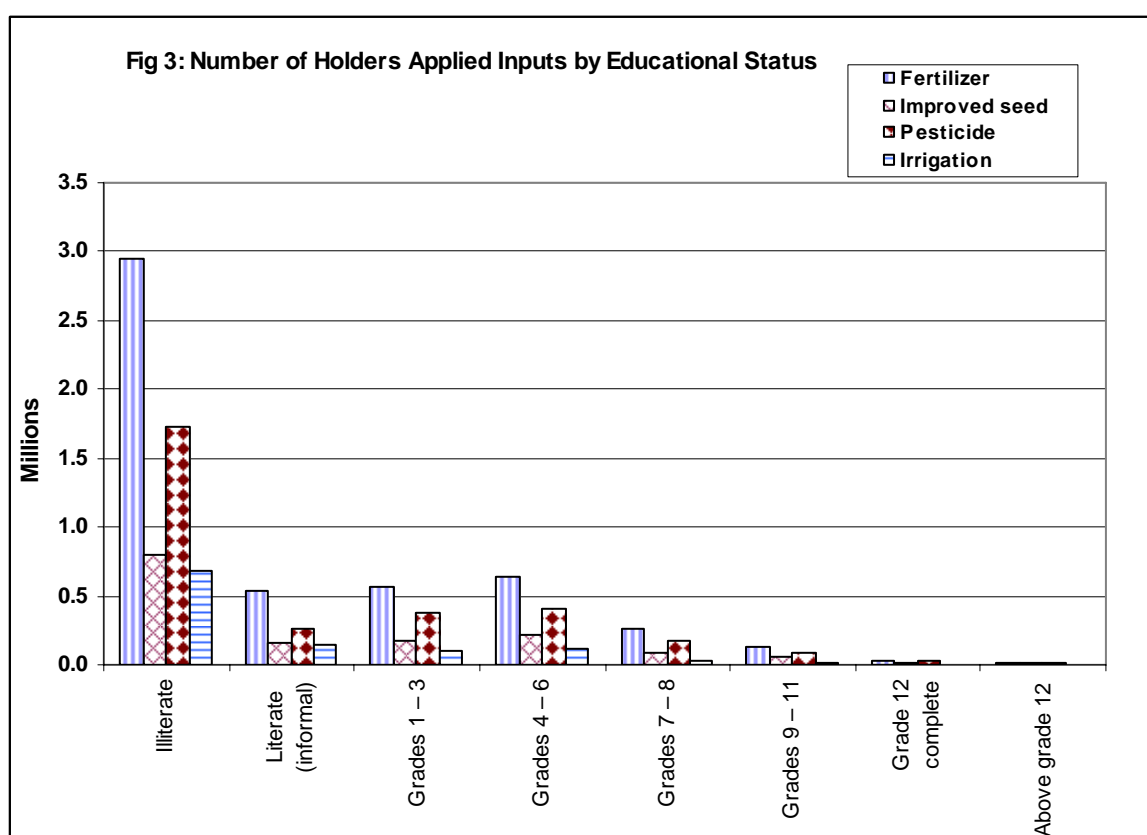


Table 2.1 Number of Holders Applying Inputs by Educational Status

Tigray Region

Educational Status of Holders	Holders	Fertilizer	Improved seed	Pesticide	Irrigation
Illiterate	592,813	226,271	31,524	63,389	112,520
Literate (informal)	116,567	59,422	12,543	14,909	26,239
Grades 1 – 3	87,026	43,256	6,537	13,668	16,981
Grades 4 – 6	70,259	31,566	7,598	9,518	16,751
Grades 7 – 8	16,773	6,906	2,663	1,950	4,701
Grades 9 – 11	11,241	3,583	*	2,038	2,141
Grade 12 complete	*	*	-	-	-
Above grade 12	1,869	*	-	-	-
Total	897,320	372,321	61,847	105,473	179,334

Table 2.1.1 Number of Holders Applying Inputs by Educational Status

North West Tigray

Educational Status of Holders	Holders	Fertilizer	Improved seed	Pesticide	Irrigation
Illiterate	108,853	53,063	6,821	20,774	10,891
Literate (informal)	21,215	14,929	3,157	5,172	2,420
Grades 1 – 3	21,384	14,728	2,545	7,139	*
Grades 4 – 6	10,082	6,103	*	1,288	*
Grades 7 – 8	1,829	1,579	*	-	*
Grades 9 – 11	*	*	-	*	-
Grade 12 complete	-	-	-	-	-
Above grade 12	-	-	-	-	-
Total	164,688	90,925	13,270	34,622	15,588

Table 2.1.2 Number of Holders Applying Inputs by Educational Status

Central Tigray

Educational Status of Holders	Holders	Fertilizer	Improved seed	Pesticide	Irrigation
Illiterate	185,706	92,867	6,304	27,248	24,970
Literate (informal)	36,384	24,348	*	6,806	7,763
Grades 1 – 3	30,997	14,658	*	2,986	4,677
Grades 4 – 6	20,150	11,435	*	3,459	3,250
Grades 7 – 8	5,204	2,220	-	*	*
Grades 9 – 11	4,444	1,506	-	*	*
Grade 12 complete	*	*	-	-	-
Above grade 12	*	*	-	-	-
Total	284,711	148,351	9,546	42,036	42,114

Table 2.1.3 Number of Holders Applying Inputs by Educational Status

East Tigray

Educational Status of Holders	Holders	Fertilizer	Improved seed	Pesticide	Irrigation
Illiterate	105,549	25,898	7,323	5,199	27,893
Literate (informal)	17,930	4,806	2,241	*	5,463
Grades 1 – 3	11,025	5,798	1,358	*	5,487
Grades 4 – 6	15,393	5,696	2,117	1,583	6,797
Grades 7 – 8	3,552	*	*	*	*
Grades 9 – 11	1,342	-	*	*	*
Grade 12 complete	*	-	-	-	-
Above grade 12	*	-	-	-	-
Total	155,605	43,047	14,358	8,461	46,719

Table 2.1.4 Number of Holders Applying Inputs by Educational Status

South Tigray

Educational Status of Holders	Holders	Fertilizer	Improved seed	Pesticide	Irrigation
Illiterate	149,420	52,404	9,221	5,971	44,165
Literate (informal)	34,019	14,694	6,325	*	9,935
Grades 1 – 3	15,926	7,818	*	1,183	5,035
Grades 4 – 6	18,824	8,332	2,566	*	5,186
Grades 7 – 8	4,507	2,259	*	*	*
Grades 9 – 11	2,780	1,553	*	*	*
Grade 12 complete	-	-	-	-	-
Above grade 12	-	-	-	-	-
Total	225,477	87,060	21,205	9,580	67,772

Table 2.1.5 Number of Holders Applying Inputs by Educational Status

Western Tigray

Educational Status of Holders	Holders	Fertilizer	Improved seed	Pesticide	Irrigation
Illiterate	43,286	2,040	*	4,196	4,601
Literate (informal)	7,019	645	*	1,433	658
Grades 1 – 3	7,693	*	*	1,534	934
Grades 4 – 6	5,810	-	*	2,593	*
Grades 7 – 8	1,681	-	*	*	*
Grades 9 – 11	1,348	-	*	*	-
Grade 12 complete	-	-	-	-	-
Above grade 12	-	-	-	-	-
Total	66,838	2,939	*	10,774	7,140

Table 2.2 Number of Holders Applying Inputs by Educational Status

Afar Region

Educational Status of Holders	Holders	Fertilizer	Improved seed	Pesticide	Irrigation
Illiterate	17,565	*	1,780	*	13,621
Literate (informal)	605	-	*	-	424
Grades 1 – 3	604	-	*	*	560
Grades 4 – 6	351	-	*	-	309
Grades 7 – 8	341	-	*	*	341
Grades 9 – 11	*	-	*	*	*
Grade 12 complete	*	-	-	-	*
Above grade 12	-	-	-	-	-
Total	19,603	*	2,148	*	15,393

Table 2.2.1 Number of Holders Applying Inputs by Educational Status

Zone 1

Educational Status of Holders	Holders	Fertilizer	Improved seed	Pesticide	Irrigation
Illiterate	11,237	-	1,036	-	10,989
Literate (informal)	334	-	-	-	*
Grades 1 – 3	548	-	*	-	505
Grades 4 – 6	237	-	-	-	195
Grades 7 – 8	164	-	*	-	164
Grades 9 – 11	*	-	-	-	*
Grade 12 complete	*	-	-	-	*
Above grade 12	-	-	-	-	-
Total	12,603	-	1,117	-	12,144

Table 2.2.2 Number of Holders Applying Inputs by Educational Status

Zone 3

Educational Status of Holders	Holders	Fertilizer	Improved seed	Pesticide	Irrigation
Illiterate	6,328	*	*	*	2,632
Literate (informal)	271	-	*	-	*
Grades 1 – 3	*	-	*	*	*
Grades 4 – 6	*	-	*	-	*
Grades 7 – 8	*	-	*	*	*
Grades 9 – 11	*	-	*	*	*
Grade 12 complete	-	-	-	-	-
Above grade 12	-	-	-	-	-
Total	7,000	*	*	*	3,249

Table 2.3 Number of Holders Applying Inputs by Educational Status

Amhara Region

Educational Status of Holders	Holders	Fertilizer	Improved seed	Pesticide	Irrigation
Illiterate	2,539,623	947,724	315,644	292,900	266,875
Literate (informal)	563,492	290,466	97,663	86,523	70,509
Grades 1 – 3	199,866	90,653	36,276	19,887	28,728
Grades 4 – 6	214,190	99,871	42,975	32,002	34,307
Grades 7 – 8	67,608	35,657	12,332	8,681	8,179
Grades 9 – 11	23,800	12,085	5,006	3,462	*
Grade 12 complete	5,719	2,499	*	-	*
Above grade 12	5,194	3,768	*	-	*
Total	3,619,493	1,482,723	512,764	443,455	412,766

Table 2.3.1 Number of Holders Applying Inputs by Educational Status

North Gondar

Educational Status of Holders	Holders	Fertilizer	Improved seed	Pesticide	Irrigation
Illiterate	373,692	77,726	18,074	50,056	19,192
Literate (informal)	79,955	25,920	8,544	14,916	*
Grades 1 – 3	25,512	4,271	*	*	*
Grades 4 – 6	21,570	3,054	*	2,599	*
Grades 7 – 8	5,158	*	-	*	*
Grades 9 – 11	*	*	*	*	-
Grade 12 complete	-	-	-	-	-
Above grade 12	-	-	-	-	-
Total	508,417	113,258	29,699	71,561	25,294

Table 2.3.2 Number of Holders Applying Inputs by Educational Status

South Gondar

Educational Status of Holders	Holders	Fertilizer	Improved seed	Pesticide	Irrigation
Illiterate	350,560	124,918	7,596	33,172	37,551
Literate (informal)	79,115	32,236	*	8,335	10,995
Grades 1 – 3	25,776	5,671	*	*	4,374
Grades 4 – 6	16,000	4,956	*	2,192	*
Grades 7 – 8	3,969	*	-	*	*
Grades 9 – 11	*	*	-	-	*
Grade 12 complete	*	-	-	-	*
Above grade 12	*	-	-	-	-
Total	478,162	168,866	17,300	45,985	56,769

Table 2.3.3 Number of Holders Applying Inputs by Educational Status

North Wolo

Educational Status of Holders	Holders	Fertilizer	Improved seed	Pesticide	Irrigation
Illiterate	222,930	23,661	6,032	8,516	28,375
Literate (informal)	46,478	8,576	*	*	*
Grades 1 – 3	12,904	*	*	-	*
Grades 4 – 6	21,576	3,396	*	*	4,882
Grades 7 – 8	4,943	*	*	-	*
Grades 9 – 11	1,510	*	-	-	-
Grade 12 complete	*	-	-	-	-
Above grade 12	-	-	-	-	-
Total	310,710	38,525	9,041	13,706	36,588

Table 2.3.4 Number of Holders Applying Inputs by Educational Status

South Wolo

Educational Status of Holders	Holders	Fertilizer	Improved seed	Pesticide	Irrigation
Illiterate	383,709	83,585	11,011	14,745	20,840
Literate (informal)	78,544	27,296	5,628	*	4,961
Grades 1 – 3	42,309	17,373	*	-	6,177
Grades 4 – 6	50,303	19,700	4,316	4,286	7,451
Grades 7 – 8	17,043	8,372	*	-	*
Grades 9 – 11	8,315	3,467	*	*	*
Grade 12 complete	*	-	-	-	-
Above grade 12	*	*	-	-	-
Total	582,622	161,598	26,453	23,894	41,336

Table 2.3.5 Number of Holders Applying Inputs by Educational Status

North Shewa

Educational Status of Holders	Holders	Fertilizer	Improved seed	Pesticide	Irrigation
Illiterate	287,022	101,214	*	64,809	49,541
Literate (informal)	68,432	39,370	2,624	25,309	21,244
Grades 1 – 3	30,604	14,520	*	6,245	6,850
Grades 4 – 6	38,034	18,386	*	8,773	7,386
Grades 7 – 8	18,708	9,996	2,396	3,808	3,335
Grades 9 – 11	3,752	1,836	-	*	-
Grade 12 complete	1,735	*	-	-	*
Above grade 12	*	-	-	-	-
Total	448,714	186,175	18,125	109,415	88,780

Table 2.3.6 Number of Holders Applying Inputs by Educational Status

East Gojjam

Educational Status of Holders	Holders	Fertilizer	Improved seed	Pesticide	Irrigation
Illiterate	303,704	183,314	39,126	40,059	31,806
Literate (informal)	100,387	84,531	21,389	16,796	11,002
Grades 1 – 3	20,910	16,891	3,922	3,906	*
Grades 4 – 6	21,497	16,795	7,119	3,322	3,397
Grades 7 – 8	6,954	5,547	*	*	*
Grades 9 – 11	3,443	2,958	*	*	*
Grade 12 complete	*	*	*	-	-
Above grade 12	-	-	-	-	-
Total	457,338	310,478	74,943	65,978	49,068

Table 2.3.7 Number of Holders Applying Inputs by Educational Status

West Gojjam

Educational Status of Holders	Holders	Fertilizer	Improved seed	Pesticide	Irrigation
Illiterate	337,997	264,962	170,729	57,400	49,683
Literate (informal)	59,068	51,383	38,501	7,332	5,728
Grades 1 – 3	22,720	21,251	17,467	4,341	4,403
Grades 4 – 6	28,438	24,672	21,351	7,661	5,628
Grades 7 – 8	6,770	6,309	4,459	*	*
Grades 9 – 11	*	-	-	-	-
Grade 12 complete	*	*	*	-	-
Above grade 12	*	*	*	-	-
Total	457,731	370,846	253,871	79,052	66,864

Table 2.3.8 Number of Holders Applying Inputs by Educational Status

Waghamera

Educational Status of Holders	Holders	Fertilizer	Improved seed	Pesticide	Irrigation
Illiterate	69,552	*	*	*	4,390
Literate (informal)	8,250	-	-	*	*
Grades 1 – 3	7,703	-	707	-	958
Grades 4 – 6	4,152	-	*	-	*
Grades 7 – 8	*	-	-	-	-
Grades 9 – 11	*	-	-	-	-
Grade 12 complete	-	-	-	-	-
Above grade 12	-	-	-	-	-
Total	90,008	*	*	673	6,295

Table 2.3.9 Number of Holders Applying Inputs by Educational Status

Awii

Educational Status of Holders	Holders	Fertilizer	Improved seed	Pesticide	Irrigation
Illiterate	132,591	87,016	49,020	11,269	18,040
Literate (informal)	32,972	20,972	11,371	*	8,058
Grades 1 – 3	9,777	8,539	5,268	*	2,388
Grades 4 – 6	11,086	8,914	5,255	*	2,387
Grades 7 – 8	3,888	3,282	2,686	-	*
Grades 9 – 11	2,480	1,845	1,193	*	*
Grade 12 complete	*	*	*	-	-
Above grade 12	*	*	*	-	*
Total	194,286	131,464	75,688	17,608	32,662

Table 2.3.10 Number of Holders Applying Inputs by Educational Status

Oromia Zone

Educational Status of Holders	Holders	Fertilizer	Improved seed	Pesticide	Irrigation
Illiterate	72,595	*	3,245	11,430	7,264
Literate (informal)	9,824	*	-	2,174	1,290
Grades 1 – 3	1,521	-	*	*	-
Grades 4 – 6	1,375	-	*	*	*
Grades 7 – 8	-	-	-	-	-
Grades 9 – 11	-	-	-	-	-
Grade 12 complete	-	-	-	-	-
Above grade 12	*	-	*	-	-
Total	85,480	*	3,716	14,363	8,854

Table 2.3.11 Number of Holders Applying Inputs by Educational Status

Argoba Special

Educational Status of Holders	Holders	Fertilizer	Improved seed	Pesticide	Irrigation
Illiterate	5,271	-	-	939	193
Literate (informal)	467	-	*	197	*
Grades 1 – 3	129	-	-	*	-
Grades 4 – 6	158	-	-	*	*
Grades 7 – 8	-	-	-	-	-
Grades 9 – 11	-	-	-	-	-
Grade 12 complete	-	-	-	-	-
Above grade 12	-	-	-	-	-
Total	6,025	-	*	1,221	257

Table 2.4 Number of Holders Applying Inputs by Educational Status

Oromia Region

Educational Status of Holders	Holders	Fertilizer	Improved seed	Pesticide	Irrigation
Illiterate	3,138,632	1,199,755	274,421	1,061,089	230,916
Literate (informal)	320,454	139,679	38,508	142,836	38,712
Grades 1 – 3	675,630	297,431	83,542	268,143	51,573
Grades 4 – 6	658,477	321,885	94,496	272,761	53,979
Grades 7 – 8	254,707	144,552	47,346	122,538	15,363
Grades 9 – 11	113,763	65,376	23,073	58,419	7,745
Grade 12 complete	26,083	18,034	7,009	15,373	*
Above grade 12	17,053	10,050	5,586	8,496	2,650
Total	5,204,800	2,196,762	573,981	1,949,655	402,657

Table 2.4.1 Number of Holders Applying Inputs by Educational Status

West Welega

Educational Status of Holders	Holders	Fertilizer	Improved seed	Pesticide	Irrigation
Illiterate	128,927	46,907	15,519	20,657	*
Literate (informal)	5,160	*	*	*	*
Grades 1 – 3	52,400	22,802	6,983	9,562	*
Grades 4 – 6	55,041	25,979	8,885	7,826	*
Grades 7 – 8	23,904	11,411	3,781	4,973	*
Grades 9 – 11	11,946	7,086	2,195	2,752	*
Grade 12 complete	3,385	1,856	*	*	*
Above grade 12	*	*	*	*	-
Total	281,674	119,068	39,506	48,478	*

Table 2.4.2 Number of Holders Applying Inputs by Educational Status

East Welega

Educational Status of Holders	Holders	Fertilizer	Improved seed	Pesticide	Irrigation
Illiterate	143,627	54,584	25,201	28,946	4,257
Literate (informal)	10,526	4,355	2,892	3,961	*
Grades 1 – 3	33,544	13,850	7,203	8,175	*
Grades 4 – 6	24,915	14,903	4,239	7,046	*
Grades 7 – 8	13,021	8,460	5,231	4,426	*
Grades 9 – 11	5,152	1,962	1,127	1,428	*
Grade 12 complete	1,094	*	*	*	-
Above grade 12	*	*	*	*	-
Total	233,233	100,005	47,033	54,859	*

Table 2.4.3 Number of Holders Applying Inputs by Educational Status

Illubabor

Educational Status of Holders	Holders	Fertilizer	Improved seed	Pesticide	Irrigation
Illiterate	152,616	25,210	13,678	45,500	2,598
Literate (informal)	14,194	2,373	1,831	3,886	-
Grades 1 – 3	46,092	6,839	6,741	14,666	*
Grades 4 – 6	48,361	7,796	5,189	17,656	1,455
Grades 7 – 8	12,647	3,061	3,047	5,271	-
Grades 9 – 11	5,645	2,028	1,717	1,674	-
Grade 12 complete	*	*	*	*	-
Above grade 12	*	-	-	*	*
Total	281,844	47,630	32,525	89,524	4,581

Table 2.4.4 Number of Holders Applying Inputs by Educational Status

Jimma

Educational Status of Holders	Holders	Fertilizer	Improved seed	Pesticide	Irrigation
Illiterate	392,983	137,781	58,501	212,158	5,963
Literate (informal)	37,259	15,182	9,995	29,237	*
Grades 1 – 3	66,608	24,588	15,738	44,801	*
Grades 4 – 6	54,474	20,487	15,924	28,198	*
Grades 7 – 8	15,929	3,633	6,413	8,694	-
Grades 9 – 11	*	*	*	*	*
Grade 12 complete	*	*	*	*	-
Above grade 12	*	-	*	-	*
Total	573,739	204,579	109,513	326,593	11,408

Table 2.4.5 Number of Holders Applying Inputs by Educational Status

West Shewa

Educational Status of Holders	Holders	Fertilizer	Improved seed	Pesticide	Irrigation
Illiterate	291,171	185,665	20,198	186,743	25,811
Literate (informal)	19,648	16,883	*	15,108	3,091
Grades 1 – 3	60,042	39,235	5,603	43,996	6,064
Grades 4 – 6	63,263	51,235	9,132	48,134	9,175
Grades 7 – 8	25,961	22,873	4,474	20,722	4,010
Grades 9 – 11	8,803	7,225	2,539	7,273	*
Grade 12 complete	*	*	*	*	*
Above grade 12	*	*	*	*	*
Total	473,234	327,464	43,987	325,751	50,240

Table 2.4.6 Number of Holders Applying Inputs by Educational Status

North Shewa

Educational Status of Holders	Holders	Fertilizer	Improved seed	Pesticide	Irrigation
Illiterate	227,325	92,525	6,149	61,287	22,557
Literate (informal)	27,613	10,483	-	6,157	*
Grades 1 – 3	19,807	10,332	*	6,473	1,412
Grades 4 – 6	16,752	8,623	*	5,242	2,860
Grades 7 – 8	6,499	4,970	*	*	*
Grades 9 – 11	2,362	*	*	2,008	*
Grade 12 complete	*	-	-	-	-
Above grade 12	*	-	-	-	-
Total	301,202	128,584	10,406	83,047	30,844

Table 2.4.7 Number of Holders Applying Inputs by Educational Status

East Shewa

Educational Status of Holders	Holders	Fertilizer	Improved seed	Pesticide	Irrigation
Illiterate	173,275	103,472	16,125	71,167	*
Literate (informal)	19,277	14,410	2,547	12,671	*
Grades 1 – 3	32,032	24,402	6,139	22,122	*
Grades 4 – 6	30,753	18,905	5,369	17,441	*
Grades 7 – 8	12,044	8,840	2,738	7,282	*
Grades 9 – 11	5,964	4,398	*	3,453	-
Grade 12 complete	*	*	*	*	-
Above grade 12	*	*	-	*	-
Total	275,834	176,526	33,585	136,332	19,827

Table 2.4.8 Number of Holders Applying Inputs by Educational Status

Arsi

Educational Status of Holders	Holders	Fertilizer	Improved seed	Pesticide	Irrigation
Illiterate	238,259	134,993	16,126	118,129	9,059
Literate (informal)	30,371	17,280	4,033	20,930	3,613
Grades 1 – 3	68,500	42,011	5,380	36,151	*
Grades 4 – 6	84,864	60,621	8,794	53,005	4,516
Grades 7 – 8	38,652	27,577	5,647	26,951	2,178
Grades 9 – 11	22,154	14,235	2,273	15,527	*
Grade 12 complete	*	*	*	*	-
Above grade 12	3,010	2,128	*	2,581	*
Total	487,981	300,563	43,112	275,445	27,291

Table 2.4.9 Number of Holders Applying Inputs by Educational Status

West Harerge

Educational Status of Holders	Holders	Fertilizer	Improved seed	Pesticide	Irrigation
Illiterate	227,915	29,868	7,946	12,111	42,204
Literate (informal)	30,286	*	-	*	10,855
Grades 1 – 3	37,393	6,552	*	1,948	5,454
Grades 4 – 6	32,228	5,455	*	*	5,330
Grades 7 – 8	9,367	1,975	*	*	*
Grades 9 – 11	4,194	*	*	-	*
Grade 12 complete	*	*	*	-	-
Above grade 12	-	-	-	-	-
Total	341,639	44,827	12,249	17,416	65,668

Table 2.4.10 Number of Holders Applying Inputs by Educational Status

East Harerge

Educational Status of Holders	Holders	Fertilizer	Improved seed	Pesticide	Irrigation
Illiterate	337,138	76,619	17,793	27,169	79,289
Literate (informal)	39,114	11,380	4,978	6,059	12,659
Grades 1 – 3	44,669	16,980	*	*	18,124
Grades 4 – 6	40,388	15,230	5,305	4,311	16,943
Grades 7 – 8	*	*	-	*	*
Grades 9 – 11	1,931	*	*	-	*
Grade 12 complete	*	*	-	-	-
Above grade 12	-	-	-	-	-
Total	468,677	125,198	31,384	42,271	130,010

Table 2.4.11 Number of Holders Applying Inputs by Educational Status

Bale

Educational Status of Holders	Holders	Fertilizer	Improved seed	Pesticide	Irrigation
Illiterate	161,207	30,240	*	65,614	*
Literate (informal)	27,860	5,985	*	11,149	*
Grades 1 – 3	44,627	13,449	*	22,032	*
Grades 4 – 6	39,741	16,139	*	20,816	*
Grades 7 – 8	11,140	4,059	-	5,469	*
Grades 9 – 11	3,684	2,348	-	*	*
Grade 12 complete	*	*	-	*	-
Above grade 12	*	*	*	*	*
Total	291,028	73,938	2,962	129,859	*

Table 2.4.12 Number of Holders Applying Inputs by Educational Status

Borena

Educational Status of Holders	Holders	Fertilizer	Improved seed	Pesticide	Irrigation
Illiterate	77,999	*	*	*	*
Literate (informal)	*	-	-	-	-
Grades 1 – 3	18,750	*	*	965	*
Grades 4 – 6	15,398	*	*	*	*
Grades 7 – 8	5,383	*	*	-	-
Grades 9 – 11	1,408	-	-	-	-
Grade 12 complete	*	-	-	-	-
Above grade 12	*	-	*	-	-
Total	120,534	*	*	2,712	*

Table 2.4.13 Number of Holders Applying Inputs by Educational Status

South West Shewa

Educational Status of Holders	Holders	Fertilizer	Improved seed	Pesticide	Irrigation
Illiterate	143,218	111,313	12,271	83,327	9,819
Literate (informal)	22,815	19,986	3,146	14,583	*
Grades 1 – 3	32,491	27,073	1,974	21,919	3,062
Grades 4 – 6	30,275	26,112	3,992	20,494	*
Grades 7 – 8	14,625	11,903	2,245	9,497	*
Grades 9 – 11	5,947	5,947	*	5,082	*
Grade 12 complete	2,251	1,938	*	1,938	*
Above grade 12	*	*	*	*	-
Total	252,201	204,849	26,442	157,112	22,333

Table 2.4.14 Number of Holders Applying Inputs by Educational Status

Guji

Educational Status of Holders	Holders	Fertilizer	Improved seed	Pesticide	Irrigation
Illiterate	99,598	5,702	5,540	3,628	*
Literate (informal)	5,991	*	*	-	-
Grades 1 – 3	33,347	*	2,167	2,297	-
Grades 4 – 6	28,949	*	*	*	*
Grades 7 – 8	12,323	2,319	*	*	-
Grades 9 – 11	5,423	*	*	*	-
Grade 12 complete	*	-	*	-	-
Above grade 12	*	-	-	-	-
Total	186,569	13,220	12,519	7,693	*

Table 2.4.15 Number of Holders Applying Inputs by Educational Status

Kelem

Educational Status of Holders	Holders	Fertilizer	Improved seed	Pesticide	Irrigation
Illiterate	80,278	12,499	9,830	15,259	*
Literate (informal)	9,498	1,691	1,458	2,996	*
Grades 1 – 3	28,941	6,438	6,060	5,783	*
Grades 4 – 6	26,151	4,565	4,121	5,786	825
Grades 7 – 8	12,711	3,600	2,293	3,597	*
Grades 9 – 11	5,165	1,666	*	1,027	*
Grade 12 complete	887	*	*	*	-
Above grade 12	*	*	*	-	-
Total	163,835	31,343	25,225	34,655	4,190

Table 2.4.16 Number of Holders Applying Inputs by Educational Status

Horoguduru

Educational Status of Holders	Holders	Fertilizer	Improved seed	Pesticide	Irrigation
Illiterate	65,476	46,249	19,096	27,308	*
Literate (informal)	4,825	3,750	2,036	1,714	-
Grades 1 – 3	14,218	11,116	5,350	5,719	*
Grades 4 – 6	14,459	12,211	5,050	7,348	-
Grades 7 – 8	11,404	9,532	4,697	4,856	*
Grades 9 – 11	4,038	2,797	1,705	2,170	*
Grade 12 complete	2,042	1,887	1,269	1,110	-
Above grade 12	*	*	*	*	-
Total	116,771	87,851	39,512	50,533	2,932

Table 2.4.17 Number of Holders Applying Inputs by Educational Status

West Arsi

Educational Status of Holders	Holders	Fertilizer	Improved seed	Pesticide	Irrigation
Illiterate	197,618	105,737	25,327	80,546	*
Literate (informal)	15,300	12,892	*	11,452	-
Grades 1 – 3	42,170	28,669	7,490	18,841	-
Grades 4 – 6	52,467	31,367	13,153	27,561	-
Grades 7 – 8	24,170	17,124	3,573	15,389	-
Grades 9 – 11	15,821	9,327	3,648	10,495	*
Grade 12 complete	*	*	*	*	-
Above grade 12	4,760	*	*	2,051	-
Total	354,804	209,563	58,028	167,373	*

Table 2.5 Number of Holders Applying Inputs by Educational Status

Somalie Region

Educational Status of Holders	Holders	Fertilizer	Improved seed	Pesticide	Irrigation
Illiterate	82,123	*	*	935	5,536
Literate (informal)	6,129	*	-	-	*
Grades 1 – 3	3,335	*	*	*	*
Grades 4 – 6	1,396	-	-	*	-
Grades 7 – 8	*	-	-	-	-
Grades 9 – 11	-	-	-	-	-
Grade 12 complete	-	-	-	-	-
Above grade 12	*	-	-	-	-
Total	93,736	*	442	1,164	6,177

Table 2.5.1 Number of Holders Applying Inputs by Educational Status

Shinele

Educational Status of Holders	Holders	Fertilizer	Improved seed	Pesticide	Irrigation
Illiterate	5,783	*	*	*	2,995
Literate (informal)	*	-	-	-	*
Grades 1 – 3	*	-	*	-	*
Grades 4 – 6	*	-	-	*	-
Grades 7 – 8	-	-	-	-	-
Grades 9 – 11	-	-	-	-	-
Grade 12 complete	-	-	-	-	-
Above grade 12	-	-	-	-	-
Total	6,373	*	*	*	3,195

Table 2.5.2 Number of Holders Applying Inputs by Educational Status

Jijiga

Educational Status of Holders	Holders	Fertilizer	Improved seed	Pesticide	Irrigation
Illiterate	67,542	*	-	843	*
Literate (informal)	3,154	*	-	-	-
Grades 1 – 3	2,293	*	*	*	-
Grades 4 – 6	831	-	-	-	-
Grades 7 – 8	*	-	-	-	-
Grades 9 – 11	-	-	-	-	-
Grade 12 complete	-	-	-	-	-
Above grade 12	*	-	-	-	-
Total	74,142	*	*	1,003	*

Table 2.5.3 Number of Holders Applying Inputs by Educational Status

Liben

Educational Status of Holders	Holders	Fertilizer	Improved seed	Pesticide	Irrigation
Illiterate	8,798	-	*	-	*
Literate (informal)	2,779	-	-	-	*
Grades 1 – 3	787	-	-	-	*
Grades 4 – 6	427	-	-	-	-
Grades 7 – 8	*	-	-	-	-
Grades 9 – 11	-	-	-	-	-
Grade 12 complete	-	-	-	-	-
Above grade 12	*	-	-	-	-
Total	13,222	-	*	-	*

Table 2.6 Number of Holders Applying Inputs by Educational Status

Benishangul – Gumuz Region

Educational Status of Holders	Holders	Fertilizer	Improved seed	Pesticide	Irrigation
Illiterate	96,001	11,752	5,173	4,326	3,362
Literate (informal)	11,597	1,565	1,560	799	*
Grades 1 – 3	19,213	2,976	795	803	*
Grades 4 – 6	17,823	2,530	991	747	687
Grades 7 – 8	6,904	1,219	698	*	*
Grades 9 – 11	2,196	*	*	*	*
Grade 12 complete	*	-	-	*	-
Above grade 12	337	*	*	-	-
Total	154,407	20,646	9,378	7,000	5,795

Table 2.6.1 Number of Holders Applying Inputs by Educational Status

Metekel

Educational Status of Holders	Holders	Fertilizer	Improved seed	Pesticide	Irrigation
Illiterate	39,605	8,183	*	*	*
Literate (informal)	2,700	*	*	*	-
Grades 1 – 3	5,734	1,916	*	*	*
Grades 4 – 6	4,173	1,250	*	*	*
Grades 7 – 8	2,270	720	*	*	*
Grades 9 – 11	*	*	-	-	-
Grade 12 complete	*	-	-	*	-
Above grade 12	-	-	-	-	-
Total	55,107	12,578	*	3,715	*

Table 2.6.2 Number of Holders Applying Inputs by Educational Status

Asosa

Educational Status of Holders	Holders	Fertilizer	Improved seed	Pesticide	Irrigation
Illiterate	37,298	*	*	791	1,427
Literate (informal)	7,348	937	1,408	*	*
Grades 1 – 3	6,833	*	*	*	*
Grades 4 – 6	6,171	649	*	*	*
Grades 7 – 8	2,443	*	*	-	*
Grades 9 – 11	1,057	*	-	-	*
Grade 12 complete	*	-	-	-	-
Above grade 12	*	-	*	-	-
Total	61,367	4,937	6,064	1,874	2,399

Table 2.6.3 Number of Holders Applying Inputs by Educational Status

Kemashi

Educational Status of Holders	Holders	Fertilizer	Improved seed	Pesticide	Irrigation
Illiterate	8,969	*	-	-	*
Literate (informal)	670	-	-	-	-
Grades 1 – 3	5,053	*	*	-	*
Grades 4 – 6	6,032	*	*	-	*
Grades 7 – 8	1,902	*	*	-	*
Grades 9 – 11	*	-	-	-	-
Grade 12 complete	-	-	-	-	-
Above grade 12	*	*	-	-	-
Total	23,326	1,229	*	-	*

Table 2.6.4 Number of Holders Applying Inputs by Educational Status

Pawe Special

Educational Status of Holders	Holders	Fertilizer	Improved seed	Pesticide	Irrigation
Illiterate	3,177	820	*	233	204
Literate (informal)	707	314	*	*	*
Grades 1 – 3	456	107	*	-	*
Grades 4 – 6	814	350	78	*	92
Grades 7 – 8	163	56	*	*	*
Grades 9 – 11	162	79	*	*	*
Grade 12 complete	*	-	-	-	-
Above grade 12	55	*	*	-	-
Total	5,546	1,753	332	395	403

Table 2.6.5 Number of Holders Applying Inputs by Educational Status

Mao Komo

Educational Status of Holders	Holders	Fertilizer	Improved seed	Pesticide	Irrigation
Illiterate	6,952	110	200	720	125
Literate (informal)	172	-	-	*	-
Grades 1 – 3	1,138	-	-	*	*
Grades 4 – 6	633	*	82	85	-
Grades 7 – 8	127	*	*	-	-
Grades 9 – 11	*	-	-	-	-
Grade 12 complete	-	-	-	-	-
Above grade 12	-	-	-	-	-
Total	9,060	149	301	1,015	145

Table 2.7 Number of Holders Applying Inputs by Educational Status

S.N.N.P. Region

Educational Status of Holders	Holders	Fertilizer	Improved seed	Pesticide	Irrigation
Illiterate	1,698,866	556,616	167,972	295,655	42,583
Literate (informal)	84,996	38,957	10,166	20,595	1,425
Grades 1 – 3	362,385	133,173	45,600	68,189	8,483
Grades 4 – 6	433,243	178,033	71,571	85,362	11,942
Grades 7 – 8	147,878	70,343	28,409	35,001	2,773
Grades 9 – 11	76,532	47,287	21,887	18,476	1,882
Grade 12 complete	22,219	13,236	6,885	6,330	*
Above grade 12	11,823	6,803	1,463	1,508	*
Total	2,837,942	1,044,447	353,955	531,115	69,537

Table 2.7.1 Number of Holders Applying Inputs by Educational Status

Gurage

Educational Status of Holders	Holders	Fertilizer	Improved seed	Pesticide	Irrigation
Illiterate	207,965	110,310	29,151	41,000	*
Literate (informal)	17,563	10,612	*	3,402	-
Grades 1 – 3	42,300	26,870	9,060	10,500	*
Grades 4 – 6	30,690	19,067	9,108	5,776	*
Grades 7 – 8	10,950	7,701	3,960	*	*
Grades 9 – 11	4,885	3,492	*	1,873	*
Grade 12 complete	*	-	-	-	-
Above grade 12	*	*	-	-	-
Total	315,511	178,397	54,273	65,021	*

Table 2.7.2 Number of Holders Applying Inputs by Educational Status

Hadiya

Educational Status of Holders	Holders	Fertilizer	Improved seed	Pesticide	Irrigation
Illiterate	114,948	95,128	14,893	73,241	-
Literate (informal)	6,076	5,380	-	3,099	*
Grades 1 – 3	28,765	22,778	4,193	18,651	*
Grades 4 – 6	48,924	42,053	9,515	34,116	*
Grades 7 – 8	21,721	18,198	2,622	15,817	-
Grades 9 – 11	16,169	15,497	5,335	11,222	-
Grade 12 complete	3,038	3,038	*	3,038	-
Above grade 12	*	*	*	*	-
Total	240,382	202,813	37,666	159,925	1,369

Table 2.7.3 Number of Holders Applying Inputs by Educational Status

Kembata - Tembaro

Educational Status of Holders	Holders	Fertilizer	Improved seed	Pesticide	Irrigation
Illiterate	49,997	34,768	11,156	22,355	*
Literate (informal)	805	*	*	*	-
Grades 1 – 3	12,956	10,393	2,712	5,413	*
Grades 4 – 6	24,562	21,046	5,992	12,883	*
Grades 7 – 8	11,394	9,713	3,752	6,691	*
Grades 9 – 11	5,984	5,195	1,242	2,551	-
Grade 12 complete	2,105	1,781	*	1,617	-
Above grade 12	988	830	*	679	-
Total	108,791	84,210	26,354	52,683	994

Table 2.7.4 Number of Holders Applying Inputs by Educational Status

Sidama

Educational Status of Holders	Holders	Fertilizer	Improved seed	Pesticide	Irrigation
Illiterate	305,665	89,880	35,999	5,752	*
Literate (informal)	14,879	6,339	*	*	-
Grades 1 – 3	95,665	32,806	12,603	*	-
Grades 4 – 6	130,937	53,997	25,915	3,268	*
Grades 7 – 8	35,993	16,445	9,757	*	-
Grades 9 – 11	20,442	14,910	9,639	-	-
Grade 12 complete	11,467	6,819	4,539	*	-
Above grade 12	3,851	3,222	-	-	-
Total	618,899	224,417	100,945	17,804	*

Table 2.7.5 Number of Holders Applying Inputs by Educational Status

Gedio

Educational Status of Holders	Holders	Fertilizer	Improved seed	Pesticide	Irrigation
Illiterate	79,473	*	3,331	*	*
Literate (informal)	3,609	*	*	-	-
Grades 1 – 3	23,123	*	*	-	*
Grades 4 – 6	25,772	*	*	-	-
Grades 7 – 8	10,902	*	*	-	-
Grades 9 – 11	4,161	-	*	-	-
Grade 12 complete	*	-	*	-	-
Above grade 12	1,162	-	*	-	-
Total	148,964	4,227	7,210	*	*

Table 2.7.6 Number of Holders Applying Inputs by Educational Status

Wolayita

Educational Status of Holders	Holders	Fertilizer	Improved seed	Pesticide	Irrigation
Illiterate	113,956	64,412	15,019	6,505	*
Literate (informal)	2,140	1,180	*	-	-
Grades 1 – 3	23,035	14,987	3,729	1,532	*
Grades 4 – 6	32,998	19,672	5,667	*	*
Grades 7 – 8	16,049	10,789	3,786	*	-
Grades 9 – 11	7,724	4,898	1,966	-	-
Grade 12 complete	1,978	1,475	*	*	-
Above grade 12	1,465	*	-	-	-
Total	199,345	118,589	31,148	9,996	*

Table 2.7.7 Number of Holders Applying Inputs by Educational Status

South Omo

Educational Status of Holders	Holders	Fertilizer	Improved seed	Pesticide	Irrigation
Illiterate	60,881	*	3,302	*	6,854
Literate (informal)	1,106	*	*	-	*
Grades 1 – 3	7,733	*	*	-	*
Grades 4 – 6	6,392	*	806	-	*
Grades 7 – 8	1,061	-	*	-	-
Grades 9 – 11	*	-	-	-	-
Grade 12 complete	-	-	-	-	-
Above grade 12	-	-	-	-	-
Total	77,286	514	6,324	*	7,357

Table 2.7.8 Number of Holders Applying Inputs by Educational Status

Sheka

Educational Status of Holders	Holders	Fertilizer	Improved seed	Pesticide	Irrigation
Illiterate	19,338	-	512	1,317	*
Literate (informal)	1,597	-	-	*	-
Grades 1 – 3	7,092	-	337	940	-
Grades 4 – 6	9,498	-	*	701	*
Grades 7 – 8	3,519	-	*	358	-
Grades 9 – 11	961	-	*	-	-
Grade 12 complete	507	-	-	*	-
Above grade 12	*	-	-	*	-
Total	42,694	-	1,864	3,656	*

Table 2.7.9 Number of Holders Applying Inputs by Educational Status

Kefa

Educational Status of Holders	Holders	Fertilizer	Improved seed	Pesticide	Irrigation
Illiterate	124,064	4,372	4,047	39,091	*
Literate (informal)	2,280	*	*	1,481	-
Grades 1 – 3	21,856	*	1,284	10,309	-
Grades 4 – 6	24,882	1,019	1,792	11,253	*
Grades 7 – 8	8,479	*	*	2,973	-
Grades 9 – 11	3,996	*	*	1,488	-
Grade 12 complete	*	-	-	-	-
Above grade 12	*	-	-	-	-
Total	186,269	8,437	8,685	66,594	956

Table 2.7.10 Number of Holders Applying Inputs by Educational Status

Gamo Gofa

Educational Status of Holders	Holders	Fertilizer	Improved seed	Pesticide	Irrigation
Illiterate	212,229	7,177	7,579	2,351	11,146
Literate (informal)	8,496	*	*	*	-
Grades 1 – 3	24,336	*	*	*	1,927
Grades 4 – 6	33,270	*	*	*	*
Grades 7 – 8	9,554	*	*	-	*
Grades 9 – 11	4,761	*	*	*	*
Grade 12 complete	*	-	-	-	-
Above grade 12	*	-	-	-	-
Total	294,085	10,824	12,889	3,688	16,050

Table 2.7.11 Number of Holders Applying Inputs by Educational Status

Benchi - Maji

Educational Status of Holders	Holders	Fertilizer	Improved seed	Pesticide	Irrigation
Illiterate	73,638	1,483	2,146	*	-
Literate (informal)	2,219	-	-	*	-
Grades 1 – 3	16,962	649	*	*	-
Grades 4 – 6	14,447	572	*	-	-
Grades 7 – 8	3,278	*	*	*	*
Grades 9 – 11	1,139	*	-	-	-
Grade 12 complete	*	-	-	-	-
Above grade 12	*	-	-	-	-
Total	111,945	3,302	3,405	6,661	*

Table 2.7.12 Number of Holders Applying Inputs by Educational Status

Yem Special Wereda

Educational Status of Holders	Holders	Fertilizer	Improved seed	Pesticide	Irrigation
Illiterate	10,635	6,077	727	6,508	*
Literate (informal)	795	583	*	499	-
Grades 1 – 3	2,359	1,657	329	1,650	*
Grades 4 – 6	2,067	1,353	*	1,222	-
Grades 7 – 8	781	583	-	379	-
Grades 9 – 11	372	243	*	241	-
Grade 12 complete	*	*	-	*	*
Above grade 12	-	-	-	-	-
Total	17,132	10,618	1,344	10,541	*

Table 2.7.13 Number of Holders Applying Inputs by Educational Status

Amaro Special Wereda

Educational Status of Holders	Holders	Fertilizer	Improved seed	Pesticide	Irrigation
Illiterate	13,895	-	697	*	6,019
Literate (informal)	2,071	-	*	*	*
Grades 1 – 3	6,043	-	862	*	2,679
Grades 4 – 6	9,071	-	*	*	3,490
Grades 7 – 8	2,309	-	*	*	738
Grades 9 – 11	808	-	*	-	*
Grade 12 complete	*	-	*	-	*
Above grade 12	*	-	-	-	-
Total	34,512	-	2,841	*	14,042

Table 2.7.14 Number of Holders Applying Inputs by Educational Status

Burji Special Wereda

Educational Status of Holders	Holders	Fertilizer	Improved seed	Pesticide	Irrigation
Illiterate	5,219	*	*	678	97
Literate (informal)	145	*	-	*	-
Grades 1 – 3	1,209	*	*	146	*
Grades 4 – 6	1,004	*	*	166	*
Grades 7 – 8	349	*	*	*	-
Grades 9 – 11	132	-	*	*	-
Grade 12 complete	*	-	-	-	-
Above grade 12	*	-	*	-	-
Total	8,115	*	256	1,142	176

Table 2.7.15 Number of Holders Applying Inputs by Educational Status

Konso Special Wereda

Educational Status of Holders	Holders	Fertilizer	Improved seed	Pesticide	Irrigation
Illiterate	31,880	-	*	1,130	5,445
Literate (informal)	1,372	-	-	-	*
Grades 1 – 3	2,757	-	*	-	440
Grades 4 – 6	2,622	-	-	-	558
Grades 7 – 8	1,258	-	*	*	*
Grades 9 – 11	*	-	-	-	*
Grade 12 complete	-	-	-	-	-
Above grade 12	*	-	-	-	*
Total	40,438	-	*	1,244	7,213

Table 2.7.16 Number of Holders Applying Inputs by Educational Status

Derashe Special Wereda

Educational Status of Holders	Holders	Fertilizer	Improved seed	Pesticide	Irrigation
Illiterate	26,380	-	-	*	*
Literate (informal)	*	-	-	-	*
Grades 1 – 3	3,591	-	-	*	*
Grades 4 – 6	3,094	-	-	-	*
Grades 7 – 8	1,002	-	-	*	*
Grades 9 – 11	*	-	-	-	*
Grade 12 complete	-	-	-	-	-
Above grade 12	*	-	-	-	*
Total	35,582	-	-	*	*

Table 2.7.17 Number of Holders Applying Inputs by Educational Status

Dawro

Educational Status of Holders	Holders	Fertilizer	Improved seed	Pesticide	Irrigation
Illiterate	44,845	1,120	*	1,107	-
Literate (informal)	4,538	-	-	-	-
Grades 1 – 3	13,515	*	485	910	*
Grades 4 – 6	11,029	*	662	*	*
Grades 7 – 8	4,069	*	*	*	*
Grades 9 – 11	2,252	-	-	*	-
Grade 12 complete	483	-	-	-	-
Above grade 12	*	-	-	-	-
Total	80,996	2,380	2,120	2,965	*

Table 2.7.18 Number of Holders Applying Inputs by Educational Status

Basketo Special Wereda

Educational Status of Holders	Holders	Fertilizer	Improved seed	Pesticide	Irrigation
Illiterate	6,225	76	76	-	*
Literate (informal)	364	-	*	-	-
Grades 1 – 3	1,901	*	*	-	-
Grades 4 – 6	1,459	*	*	-	-
Grades 7 – 8	348	*	*	-	-
Grades 9 – 11	134	-	-	-	-
Grade 12 complete	*	-	-	-	-
Above grade 12	*	-	-	-	-
Total	10,513	132	194	-	*

Table 2.7.19 Number of Holders Applying Inputs by Educational Status

Konta Special Wereda

Educational Status of Holders	Holders	Fertilizer	Improved seed	Pesticide	Irrigation
Illiterate	15,376	*	416	2,553	-
Literate (informal)	940	-	*	*	-
Grades 1 – 3	2,828	*	*	466	-
Grades 4 – 6	1,618	-	*	*	-
Grades 7 – 8	690	*	*	*	-
Grades 9 – 11	*	-	*	-	-
Grade 12 complete	*	-	-	*	-
Above grade 12	-	-	-	-	-
Total	21,611	*	746	3,550	-

Table 2.7.20 Number of Holders Applying Inputs by Educational Status

Silitie

Educational Status of Holders	Holders	Fertilizer	Improved seed	Pesticide	Irrigation
Illiterate	139,130	107,015	31,054	66,417	2,150
Literate (informal)	10,618	9,904	2,519	5,825	-
Grades 1 – 3	18,917	15,322	3,480	9,218	-
Grades 4 – 6	16,759	15,716	6,564	11,216	*
Grades 7 – 8	3,416	3,108	*	1,839	-
Grades 9 – 11	1,296	1,296	*	*	-
Grade 12 complete	-	-	-	-	-
Above grade 12	*	*	-	-	-
Total	190,489	152,716	45,490	94,879	2,479

Table 2.7.21 Number of Holders Applying Inputs by Educational Status

Alaba Special Wereda

Educational Status of Holders	Holders	Fertilizer	Improved seed	Pesticide	Irrigation
Illiterate	43,129	31,924	6,534	20,156	-
Literate (informal)	2,541	2,401	*	1,490	-
Grades 1 – 3	5,441	4,912	1,379	3,672	-
Grades 4 – 6	2,144	2,016	758	1,892	-
Grades 7 – 8	758	758	*	639	-
Grades 9 – 11	*	*	-	*	-
Grade 12 complete	-	-	-	-	-
Above grade 12	*	*	-	-	-
Total	54,382	42,381	9,335	28,084	-

Table 2.8 Number of Holders Applying Inputs by Educational Status

Gambela Region

Educational Status of Holders	Holders	Fertilizer	Improved seed	Pesticide	Irrigation
Illiterate	20,017	-	*	*	*
Literate (informal)	1,305	-	-	*	-
Grades 1 – 3	3,474	-	*	*	-
Grades 4 – 6	6,627	-	-	*	-
Grades 7 – 8	2,392	-	-	*	*
Grades 9 – 11	1,201	-	-	-	-
Grade 12 complete	334	-	-	*	*
Above grade 12	199	-	*	-	*
Total	35,548	-	226	643	*

Table 2.8.1 Number of Holders Applying Inputs by Educational Status

Agnuwak

Educational Status of Holders	Holders	Fertilizer	Improved seed	Pesticide	Irrigation
Illiterate	7,002	-	*	*	*
Literate (informal)	*	-	-	*	-
Grades 1 – 3	1,221	-	*	*	-
Grades 4 – 6	2,529	-	-	*	-
Grades 7 – 8	1,017	-	-	-	-
Grades 9 – 11	219	-	-	-	-
Grade 12 complete	*	-	-	-	-
Above grade 12	*	-	-	-	-
Total	12,297	-	*	*	*

Table 2.8.2 Number of Holders Applying Inputs by Educational Status

Nuware

Educational Status of Holders	Holders	Fertilizer	Improved seed	Pesticide	Irrigation
Illiterate	3,798	-	-	-	*
Literate (informal)	*	-	-	-	-
Grades 1 – 3	*	-	-	-	-
Grades 4 – 6	400	-	-	-	-
Grades 7 – 8	*	-	-	-	-
Grades 9 – 11	125	-	-	-	-
Grade 12 complete	*	-	-	-	-
Above grade 12	*	-	-	-	-
Total	4,506	-	-	-	*

Table 2.8.3 Number of Holders Applying Inputs by Educational Status

Mezhenger

Educational Status of Holders	Holders	Fertilizer	Improved seed	Pesticide	Irrigation
Illiterate	5,423	-	*	*	-
Literate (informal)	1,021	-	-	-	-
Grades 1 – 3	1,838	-	-	-	-
Grades 4 – 6	2,834	-	-	*	-
Grades 7 – 8	711	-	-	-	-
Grades 9 – 11	452	-	-	-	-
Grade 12 complete	*	-	-	*	-
Above grade 12	*	-	-	-	-
Total	12,371	-	*	*	-

Table 2.8.4 Number of Holders Applying Inputs by Educational Status

Itang Special

Educational Status of Holders	Holders	Fertilizer	Improved seed	Pesticide	Irrigation
Illiterate	3,793	-	*	*	-
Literate (informal)	*	-	-	-	-
Grades 1 – 3	323	-	-	-	-
Grades 4 – 6	864	-	-	-	-
Grades 7 – 8	635	-	-	*	*
Grades 9 – 11	405	-	-	-	-
Grade 12 complete	142	-	-	-	*
Above grade 12	121	-	*	-	*
Total	6,373	-	*	*	*

Table 2.9 Number of Holders Applying Inputs by Educational Status

Harari Region

Educational Status of Holders	Holders	Fertilizer	Improved seed	Pesticide	Irrigation
Illiterate	12,285	5,526	742	1,525	2,858
Literate (informal)	1,093	894	*	351	322
Grades 1 – 3	1,839	941	*	374	708
Grades 4 – 6	2,824	1,775	*	819	501
Grades 7 – 8	577	469	*	*	189
Grades 9 – 11	*	*	-	*	-
Grade 12 complete	*	*	-	-	-
Above grade 12	-	-	-	-	-
Total	18,826	9,812	1,131	3,313	4,579

Table 2.10 Number of Holders Applying Inputs by Educational Status

Dire Dawa

Educational Status of Holders	Holders	Fertilizer	Improved seed	Pesticide	Irrigation
Illiterate	12,640	404	1,312	*	3,820
Literate (informal)	310	*	*	*	184
Grades 1 – 3	796	-	146	-	251
Grades 4 – 6	1,280	*	*	-	381
Grades 7 – 8	210	*	*	*	*
Grades 9 – 11	-	-	-	-	-
Grade 12 complete	-	-	-	-	-
Above grade 12	-	-	-	-	-
Total	15,235	586	1,642	178	4,710

Table 3 Number of Holders reporting Damaged Crop Area in Hectare by Category of Crops and Cause of Damage

Ethiopia

Cause of damage	Damaged crop area by crop category (HA)							
	Holders	All crops	Cereals	Pulses	Oilseeds	Vegetables	Root crops	Permanent
All damage	9,063,315	1,930,682	692,198	203,018	137,848	46,874	41,865	177,672
Crop disease	26,095	2,334	1,178	133	337	*	*	35
Frost or floods	1,633,445	164,277	57,524	17,434	16,032	4,638	3,828	11,804
Locust	928,535	128,182	45,661	16,140	8,138	2,086	5,512	8,382
Shortage of rain	310,082	27,891	8,315	3,898	*	181	*	1,794
Too much rain	2,518,808	170,080	46,261	18,209	6,989	4,368	3,570	43,533
Wild animals	143,365	6,939	2,193	693	*	148	*	701
Birds	1,157,940	138,785	48,917	12,710	14,249	5,923	2,598	7,833
Hailstone	3,278,682	736,929	289,355	71,272	48,102	13,351	9,906	54,074
Pests	536,629	62,717	23,589	11,611	3,217	1,646	1,902	4,153
Weeds	1,993,023	186,365	61,300	19,789	16,604	5,130	5,042	13,159
Others	3,062,838	306,183	107,903	31,129	22,480	9,389	8,446	32,204

Fig 4: Number of Holders Reporting Damaged Crop Area

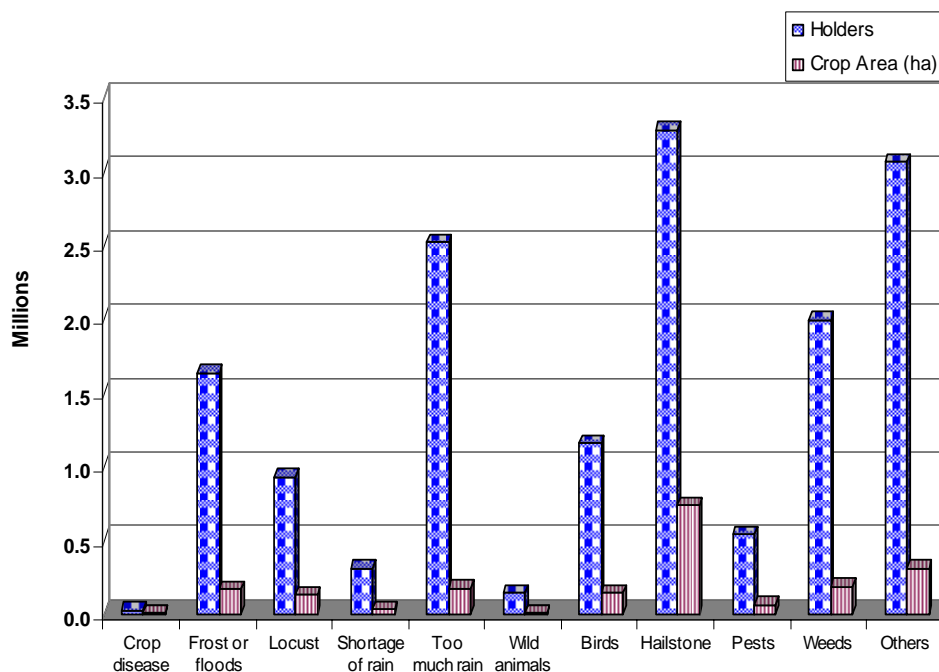


Table 3.1 Number of Holders reporting Damaged Crop Area in Hectare by Category of Crops and Cause of Damage

Tigray Region

Cause of damage	Damaged crop area by crop category (HA)							
	Holders	All crops	Cereals	Pulses	Oilseeds	Vegetables	Root crops	Permanent
All damage	696,866	224,150	120,952	25,497	24,674	3,405	1,031	3,854
Crop disease	-	-	-	-	-	-	-	-
Frost or floods	40,223	3,513	871	*	451	*	*	*
Locust	115,118	15,919	8,315	1,544	1,218	439	*	247
Shortage of rain	12,787	*	*	153	*	*	*	*
Too much rain	93,017	5,428	2,938	644	*	75	*	*
Wild animals	2,561	*	*	*	-	-	-	-
Birds	81,517	11,446	5,286	708	1,645	*	*	343
Hailstone	440,973	172,829	96,651	20,869	19,222	1,872	439	2,360
Pests	14,134	1,328	537	45	*	*	*	*
Weeds	64,589	4,250	2,028	514	511	*	*	70
Others	108,813	8,320	3,894	611	923	239	101	308

Table 3.1.1 Number of Holders reporting Damaged Crop Area in Hectare by Category of Crops and Cause of Damage

North West Tigray

Cause of damage	Damaged crop area by crop category (HA)							
	Holders	All crops	Cereals	Pulses	Oilseeds	Vegetables	Root crops	Permanent
All damage	100,584	25,818	12,386	2,781	6,129	*	*	*
Crop disease	-	-	-	-	-	-	-	-
Frost or floods	4,393	303	*	-	*	-	*	*
Locust	29,083	4,067	*	329	577	*	*	*
Shortage of rain	*	*	*	*	-	-	*	-
Too much rain	8,478	*	*	*	*	*	*	*
Wild animals	*	*	-	-	-	-	-	-
Birds	21,831	2,678	1,358	*	766	*	*	*
Hailstone	37,699	13,840	7,105	1,466	*	*	*	-
Pests	1,631	*	*	*	-	-	-	-
Weeds	20,159	1,895	784	*	*	*	*	*
Others	22,926	2,223	*	*	327	-	*	*

Table 3.1.2 Number of Holders reporting Damaged Crop Area in Hectare by Category of Crops and Cause of Damage

Central Tigray

Cause of damage	Damaged crop area by crop category (HA)							
	Holders	All crops	Cereals	Pulses	Oilseeds	Vegetables	Root crops	Permanent
All damage	229,723	58,554	32,814	6,336	*	557	*	*
Crop disease	-	-	-	-	-	-	-	-
Frost or floods	9,999	265	167	51	-	*	-	*
Locust	47,335	6,828	5,333	*	*	*	*	*
Shortage of rain	*	*	*	*	*	*	-	-
Too much rain	66,168	3,754	2,284	497	*	*	*	*
Wild animals	*	*	-	-	-	-	-	-
Birds	26,099	*	*	*	*	*	-	*
Hailstone	113,785	41,195	20,877	*	*	*	*	*
Pests	4,572	293	236	*	-	*	-	-
Weeds	24,874	1,195	648	*	*	*	*	*
Others	41,040	1,435	774	91	*	*	*	*

Table 3.1.3 Number of Holders reporting Damaged Crop Area in Hectare by Category of Crops and Cause of Damage

East Tigray

Cause of damage	Damaged crop area by crop category (HA)							
	Holders	All crops	Cereals	Pulses	Oilseeds	Vegetables	Root crops	Permanent
All damage	136,608	38,478	20,231	3,440	2,974	*	*	727
Crop disease	-	-	-	-	-	-	-	-
Frost or floods	6,041	*	120	*	-	-	-	*
Locust	17,431	1,844	714	340	*	*	*	*
Shortage of rain	1,343	*	*	*	*	-	*	-
Too much rain	6,950	313	*	*	*	-	-	-
Wild animals	*	*	*	*	-	-	-	-
Birds	*	*	*	*	*	-	-	-
Hailstone	125,191	34,769	18,687	2,881	2,674	*	*	*
Pests	2,387	*	*	*	*	-	-	-
Weeds	7,915	236	*	*	*	*	*	*
Others	6,870	412	*	*	*	-	-	*

Table 3.1.4 Number of Holders reporting Damaged Crop Area in Hectare by Category of Crops and Cause of Damage

South Tigray

Cause of damage	Damaged crop area by crop category (HA)							
	Holders	All crops	Cereals	Pulses	Oilseeds	Vegetables	Root crops	Permanent
All damage	188,091	86,832	52,779	12,147	2,103	*	*	1,708
Crop disease	-	-	-	-	-	-	-	-
Frost or floods	4,999	153	*	*	-	-	-	*
Locust	12,253	1,351	398	*	-	*	*	*
Shortage of rain	*	*	*	*	-	-	*	-
Too much rain	8,267	480	235	*	-	*	-	*
Wild animals	*	*	-	*	-	-	-	-
Birds	11,211	931	484	*	-	*	*	*
Hailstone	158,270	80,656	49,536	11,706	2,056	*	*	1,476
Pests	3,319	*	*	*	-	*	-	-
Weeds	6,288	455	*	*	-	-	-	*
Others	22,492	2,026	1,327	*	*	*	*	*

Table 3.1.5 Number of Holders reporting Damaged Crop Area in Hectare by Category of Crops and Cause of Damage

Western Tigray

Cause of damage	Damaged crop area by crop category (HA)							
	Holders	All crops	Cereals	Pulses	Oilseeds	Vegetables	Root crops	Permanent
All damage	41,860	14,468	2,742	*	2,367	1,106	*	*
Crop disease	-	-	-	-	-	-	-	-
Frost or floods	14,791	2,429	413	*	392	*	*	*
Locust	9,015	1,828	413	*	*	*	-	*
Shortage of rain	*	*	-	-	-	-	-	*
Too much rain	*	*	*	-	*	*	-	*
Wild animals	*	*	*	-	-	-	-	-
Birds	18,611	4,149	862	*	568	*	*	*
Hailstone	6,028	*	*	*	*	*	-	*
Pests	*	*	*	-	*	*	*	*
Weeds	5,352	*	*	*	*	*	*	*
Others	15,484	2,224	375	*	*	*	*	*

Table 3.2 Number of Holders reporting Damaged Crop Area in Hectare by Category of Crops and Cause of Damage

Afar Region

Cause of damage	Damaged crop area by crop category (HA)							
	Holders	All crops	Cereals	Pulses	Oilseeds	Vegetables	Root crops	Permanent
All damage	8,719	4,050	1,196	*	*	*	-	*
Crop disease	-	-	-	-	-	-	-	-
Frost or floods	561	*	*	-	-	-	-	-
Locust	-	-	-	-	-	-	-	-
Shortage of rain	*	*	-	-	-	-	-	*
Too much rain	*	*	*	-	*	*	-	*
Wild animals	*	*	*	-	*	-	-	*
Birds	411	90	*	-	-	-	-	*
Hailstone	5,813	*	612	*	*	*	-	*
Pests	*	*	*	-	-	-	-	-
Weeds	3,386	964	350	*	*	*	-	*
Others	255	*	*	-	-	-	-	-

Table 3.2.1 Number of Holders reporting Damaged Crop Area in Hectare by Category of Crops and Cause of Damage

Zone 1

Cause of damage	Damaged crop area by crop category (HA)							
	Holders	All crops	Cereals	Pulses	Oilseeds	Vegetables	Root crops	Permanent
All damage	2,923	452	151	*	-	-	-	-
Crop disease	-	-	-	-	-	-	-	-
Frost or floods	328	*	*	-	-	-	-	-
Locust	-	-	-	-	-	-	-	-
Shortage of rain	-	-	-	-	-	-	-	-
Too much rain	*	*	*	-	-	-	-	-
Wild animals	-	-	-	-	-	-	-	-
Birds	201	*	*	-	-	-	-	-
Hailstone	*	*	*	-	-	-	-	-
Pests	-	-	-	-	-	-	-	-
Weeds	1,026	184	40	*	-	-	-	-
Others	*	*	*	-	-	-	-	-

Table 3.2.2 Number of Holders reporting Damaged Crop Area in Hectare by Category of Crops and Cause of Damage

Zone 3

Cause of damage	Damaged crop area by crop category (HA)							
	Holders	All crops	Cereals	Pulses	Oilseeds	Vegetables	Root crops	Permanent
All damage	5,796	3,598	1,045	*	*	*	-	*
Crop disease	-	-	-	-	-	-	-	-
Frost or floods	*	*	*	-	-	-	-	-
Locust	-	-	-	-	-	-	-	-
Shortage of rain	*	*	-	-	-	-	-	*
Too much rain	*	*	*	-	*	*	-	*
Wild animals	*	*	*	-	*	-	-	*
Birds	*	*	*	-	-	-	-	*
Hailstone	4,654	*	593	*	*	*	-	*
Pests	*	*	*	-	-	-	-	-
Weeds	2,360	780	310	*	*	*	-	*
Others	*	*	*	-	-	-	-	-

Table 3.3 Number of Holders reporting Damaged Crop Area in Hectare by Category of Crops and Cause of Damage

Amhara Region

Cause of damage	Damaged crop area by crop category (HA)							
	Holders	All crops	Cereals	Pulses	Oilseeds	Vegetables	Root crops	Permanent
All damage	2,514,015	572,223	208,066	93,518	56,557	16,316	16,937	22,525
Crop disease	*	*	*	*	*	-	*	-
Frost or floods	435,377	43,114	15,191	7,122	7,284	756	1,117	513
Locust	502,937	84,615	28,090	12,466	5,938	932	5,053	3,818
Shortage of rain	114,652	18,348	4,960	3,112	*	*	96	*
Too much rain	533,257	43,639	14,955	9,073	2,287	1,146	1,268	2,057
Wild animals	46,605	3,232	968	*	*	*	*	*
Birds	335,974	44,613	15,223	5,080	7,532	2,872	803	1,061
Hailstone	848,223	160,945	66,134	24,413	15,235	4,249	2,601	7,305
Pests	236,936	29,141	10,396	7,578	1,879	661	1,270	*
Weeds	612,439	59,949	20,692	10,825	5,829	2,307	2,371	2,024
Others	889,887	83,886	31,050	13,374	9,162	3,296	2,240	3,221

Table 3.3.1 Number of Holders reporting Damaged Crop Area in Hectare by Category of Crops and Cause of Damage

North Gondar

Cause of damage	Damaged crop area by crop category (HA)							
	Holders	All crops	Cereals	Pulses	Oilseeds	Vegetables	Root crops	Permanent
All damage	372,731	115,275	48,945	11,182	22,022	5,589	1,317	2,103
Crop disease	*	*	-	-	*	-	-	-
Frost or floods	76,326	14,195	4,029	*	*	304	*	*
Locust	73,751	10,506	4,627	2,242	*	*	*	*
Shortage of rain	*	*	*	*	*	-	*	*
Too much rain	58,197	6,294	1,929	710	575	*	*	*
Wild animals	3,077	*	*	*	*	-	*	-
Birds	111,000	23,801	6,914	681	6,371	*	*	*
Hailstone	74,985	25,349	*	*	*	*	*	*
Pests	30,674	4,091	2,093	312	*	*	*	*
Weeds	73,289	10,019	5,013	1,222	*	*	*	*
Others	141,040	18,411	6,628	2,066	4,124	1,770	*	*

Table 3.3.2 Number of Holders reporting Damaged Crop Area in Hectare by Category of Crops and Cause of Damage

South Gondar

Cause of damage	Damaged crop area by crop category (HA)							
	Holders	All crops	Cereals	Pulses	Oilseeds	Vegetables	Root crops	Permanent
All damage	422,964	124,572	44,120	22,470	9,650	2,574	7,977	4,502
Crop disease	*	*	*	*	*	-	*	-
Frost or floods	95,577	9,891	4,448	2,400	761	*	*	*
Locust	158,509	33,442	10,943	2,503	1,904	*	*	*
Shortage of rain	7,624	410	274	*	*	-	-	-
Too much rain	109,851	10,468	4,225	2,681	*	*	*	*
Wild animals	10,342	624	488	*	*	-	*	-
Birds	50,292	4,992	1,944	1,244	*	*	*	*
Hailstone	126,874	33,656	9,383	*	3,466	*	*	*
Pests	52,055	7,982	2,724	*	*	*	*	148
Weeds	79,646	6,766	1,511	2,290	388	*	*	*
Others	167,166	15,805	7,844	3,152	1,246	*	616	490

Table 3.3.3 Number of Holders reporting Damaged Crop Area in Hectare by Category of Crops and Cause of Damage

North Wolo

Cause of damage	Damaged crop area by crop category (HA)							
	Holders	All crops	Cereals	Pulses	Oilseeds	Vegetables	Root crops	Permanent
All damage	189,613	31,399	12,598	4,993	1,494	*	466	*
Crop disease	-	-	-	-	-	-	-	-
Frost or floods	36,879	2,945	786	*	*	*	*	-
Locust	23,000	2,348	839	*	*	*	*	*
Shortage of rain	11,986	1,501	*	*	-	-	-	-
Too much rain	42,243	*	*	*	*	*	*	*
Wild animals	3,752	98	*	*	-	-	*	*
Birds	27,777	2,989	862	761	*	*	*	*
Hailstone	68,861	9,608	5,267	1,411	*	*	*	*
Pests	12,560	943	598	*	*	-	*	-
Weeds	49,459	2,974	1,151	505	*	*	*	*
Others	39,001	2,802	1,117	431	117	-	*	*

Table 3.3.4 Number of Holders reporting Damaged Crop Area in Hectare by Category of Crops and Cause of Damage

South Wolo

Cause of damage	Damaged crop area by crop category (HA)							
	Holders	All crops	Cereals	Pulses	Oilseeds	Vegetables	Root crops	Permanent
All damage	371,117	49,822	14,677	10,602	*	*	392	2,191
Crop disease	-	-	-	-	-	-	-	-
Frost or floods	66,420	4,575	2,057	1,149	*	*	*	*
Locust	33,335	*	*	*	*	*	*	*
Shortage of rain	11,699	*	*	*	-	-	-	*
Too much rain	84,981	4,444	1,334	935	*	*	*	*
Wild animals	14,243	500	*	*	-	-	-	*
Birds	37,593	2,578	*	*	-	*	*	*
Hailstone	219,031	20,130	5,513	3,722	*	*	*	*
Pests	19,786	2,051	*	*	*	-	-	-
Weeds	72,343	4,521	1,458	1,172	*	*	*	*
Others	86,675	5,150	1,230	1,170	*	*	*	*

Table 3.3.5 Number of Holders reporting Damaged Crop Area in Hectare by Category of Crops and Cause of Damage

North Shewa

Cause of damage	Damaged crop area by crop category (HA)							
	Holders	All crops	Cereals	Pulses	Oilseeds	Vegetables	Root crops	Permanent
All damage	360,100	98,292	36,337	15,471	5,203	2,243	2,803	7,730
Crop disease	-	-	-	-	-	-	-	-
Frost or floods	54,121	3,528	1,503	415	*	*	*	*
Locust	15,178	724	339	*	*	-	*	*
Shortage of rain	62,756	13,645	3,723	2,412	*	*	*	*
Too much rain	87,593	7,808	3,024	1,570	70	*	*	503
Wild animals	6,603	*	*	-	*	-	-	*
Birds	42,043	4,047	1,597	839	*	*	*	*
Hailstone	165,985	32,563	14,058	3,768	2,218	*	*	3,468
Pests	35,525	4,930	2,048	*	*	*	*	*
Weeds	125,773	15,321	4,231	2,535	1,308	*	*	1,036
Others	168,347	15,231	5,810	2,391	804	*	*	969

Table 3.3.6 Number of Holders reporting Damaged Crop Area in Hectare by Category of Crops and Cause of Damage

East Gojjam

Cause of damage	Damaged crop area by crop category (HA)							
	Holders	All crops	Cereals	Pulses	Oilseeds	Vegetables	Root crops	Permanent
All damage	243,953	39,964	15,467	7,163	2,585	1,855	1,458	1,349
Crop disease	*	*	*	-	-	-	-	-
Frost or floods	34,158	2,110	673	464	*	*	*	*
Locust	54,058	7,313	2,616	1,519	*	*	*	*
Shortage of rain	*	*	*	*	-	-	*	*
Too much rain	38,623	2,787	898	662	*	*	*	*
Wild animals	*	*	*	*	-	*	-	-
Birds	18,003	1,861	1,123	*	*	*	*	-
Hailstone	52,428	6,267	*	1,182	*	*	*	*
Pests	20,619	2,127	*	397	*	*	*	*
Weeds	68,256	9,034	3,457	1,506	*	*	*	*
Others	89,549	8,086	2,945	1,151	715	*	*	*

Table 3.3.7 Number of Holders reporting Damaged Crop Area in Hectare by Category of Crops and Cause of Damage

West Gojjam

Cause of damage	Damaged crop area by crop category (HA)							
	Holders	All crops	Cereals	Pulses	Oilseeds	Vegetables	Root crops	Permanent
All damage	289,810	46,513	12,361	10,830	3,765	448	1,007	921
Crop disease	*	*	*	-	-	-	-	-
Frost or floods	52,140	4,239	1,215	1,360	*	*	*	*
Locust	98,318	18,090	4,599	3,931	1,957	*	*	*
Shortage of rain	3,692	*	*	*	-	-	-	-
Too much rain	67,797	3,517	731	536	*	*	*	*
Wild animals	*	*	-	*	-	-	-	-
Birds	25,311	1,504	*	253	*	-	*	*
Hailstone	16,686	1,412	*	*	*	*	*	*
Pests	46,994	4,344	1,116	1,725	*	-	*	*
Weeds	78,106	3,162	1,125	536	*	*	*	*
Others	122,775	10,025	2,886	2,179	524	*	225	*

Table 3.3.8 Number of Holders reporting Damaged Crop Area in Hectare by Category of Crops and Cause of Damage

Waghamera

Cause of damage	Damaged crop area by crop category (HA)							
	Holders	All crops	Cereals	Pulses	Oilseeds	Vegetables	Root crops	Permanent
All damage	75,524	25,079	10,408	6,940	3,828	*	*	*
Crop disease	*	*	*	-	-	-	-	-
Frost or floods	2,830	*	*	*	-	-	-	-
Locust	8,632	1,195	*	382	*	-	*	-
Shortage of rain	*	*	-	*	-	*	-	-
Too much rain	15,288	1,469	692	461	110	*	*	*
Wild animals	*	*	*	-	-	-	-	-
Birds	13,590	1,593	1,071	256	*	*	-	-
Hailstone	56,552	18,291	6,656	5,023	3,520	*	*	*
Pests	2,979	298	*	*	*	-	-	-
Weeds	15,501	1,253	558	497	*	*	*	*
Others	8,520	732	412	*	*	-	-	*

Table 3.3.9 Number of Holders reporting Damaged Crop Area in Hectare by Category of Crops and Cause of Damage

Awii

Cause of damage	Damaged crop area by crop category (HA)							
	Holders	All crops	Cereals	Pulses	Oilseeds	Vegetables	Root crops	Permanent
All damage	114,967	22,935	5,867	2,011	4,344	1,158	1,300	995
Crop disease	-	-	-	-	-	-	-	-
Frost or floods	14,089	1,344	*	*	*	*	*	*
Locust	37,367	5,937	2,159	*	*	*	*	*
Shortage of rain	*	*	*	-	-	-	-	-
Too much rain	25,112	1,532	*	*	*	*	*	*
Wild animals	*	*	-	-	*	-	-	-
Birds	7,709	*	223	*	*	*	*	*
Hailstone	5,422	*	*	*	*	*	-	*
Pests	14,008	2,318	*	*	*	*	*	*
Weeds	20,657	2,986	358	*	*	*	*	*
Others	59,864	6,778	1,726	*	1,468	*	*	*

Table 3.3.10 Number of Holders reporting Damaged Crop Area in Hectare by Category of Crops and Cause of Damage

Oromia Zone

Cause of damage	Damaged crop area by crop category (HA)							
	Holders	All crops	Cereals	Pulses	Oilseeds	Vegetables	Root crops	Permanent
All damage	68,536	16,678	6,302	1,828	1,650	369	*	1,280
Crop disease	*	*	-	-	-	-	-	-
Frost or floods	2,808	69	*	-	*	*	-	*
Locust	*	*	*	-	-	-	-	*
Shortage of rain	-	-	-	-	-	-	-	-
Too much rain	3,400	*	*	*	-	*	*	*
Wild animals	*	*	*	*	*	-	-	-
Birds	2,656	*	*	*	-	*	-	*
Hailstone	56,870	11,447	3,760	1,178	1,231	172	*	1,058
Pests	1,673	42	*	*	*	-	-	*
Weeds	29,113	3,866	1,820	502	326	*	*	172
Others	6,793	*	*	*	*	*	*	*

Table 3.3.11 Number of Holders reporting Damaged Crop Area in Hectare by Category of Crops and Cause of Damage

Argoba Special

Cause of damage	Damaged crop area by crop category (HA)							
	Holders	All crops	Cereals	Pulses	Oilseeds	Vegetables	Root crops	Permanent
All damage	4,701	1,694	983	27	144	*	*	*
Crop disease	-	-	-	-	-	-	-	-
Frost or floods	*	*	-	-	-	-	-	-
Locust	-	-	-	-	-	-	-	-
Shortage of rain	-	-	-	-	-	-	-	-
Too much rain	172	*	*	-	*	-	-	-
Wild animals	-	-	-	-	-	-	-	-
Birds	-	-	-	-	-	-	-	-
Hailstone	4,528	1,601	970	25	130	*	*	*
Pests	63	*	-	*	-	-	-	-
Weeds	294	*	*	*	*	-	*	-
Others	157	*	*	-	*	-	-	-

Table 3.4 Number of Holders reporting Damaged Crop Area in Hectare by Category of Crops and Cause of Damage

Oromia Region

Cause of damage	Damaged crop area by crop category (HA)							
	Holders	All crops	Cereals	Pulses	Oilseeds	Vegetables	Root crops	Permanent
All damage	3,707,345	901,678	284,747	70,106	49,468	20,511	18,419	115,128
Crop disease	12,546	1,462	709	*	210	*	-	*
Frost or floods	665,210	83,054	28,711	6,914	7,429	2,560	1,134	8,019
Locust	227,331	22,401	6,925	1,745	814	337	283	3,905
Shortage of rain	105,274	6,690	2,472	554	136	*	*	554
Too much rain	1,054,455	87,445	22,104	6,345	3,956	2,186	1,241	27,292
Wild animals	57,872	2,031	809	173	43	*	*	136
Birds	507,466	64,863	22,422	5,669	2,814	1,865	1,395	4,075
Hailstone	1,442,099	332,668	102,241	23,927	13,083	5,879	5,899	37,445
Pests	187,299	23,513	8,824	3,220	829	723	508	1,919
Weeds	1,001,358	104,849	31,896	7,290	9,306	2,161	2,217	9,102
Others	1,379,794	172,702	57,634	14,210	10,849	4,621	5,006	22,661

Table 3.4.1 Number of Holders reporting Damaged Crop Area in Hectare by Category of Crops and Cause of Damage

West Welega

Cause of damage	Damaged crop area by crop category (HA)							
	Holders	All crops	Cereals	Pulses	Oilseeds	Vegetables	Root crops	Permanent
All damage	208,077	36,352	5,819	1,877	3,450	294	692	7,106
Crop disease	*	*	*	*	*	-	-	*
Frost or floods	51,628	3,176	654	*	92	*	72	679
Locust	22,136	2,412	791	*	*	-	*	*
Shortage of rain	4,870	74	*	*	-	-	-	*
Too much rain	125,436	10,073	1,328	465	1,176	*	*	1,945
Wild animals	3,884	68	*	*	*	-	*	-
Birds	28,690	1,820	266	*	183	*	*	289
Hailstone	*	*	*	-	-	-	-	-
Pests	5,420	376	*	-	*	-	*	*
Weeds	56,545	5,384	*	*	*	*	*	854
Others	102,137	12,845	1,771	563	766	*	254	2,693

Table 3.4.2 Number of Holders reporting Damaged Crop Area in Hectare by Category of Crops and Cause of Damage

East Welega

Cause of damage	Damaged crop area by crop category (HA)							
	Holders	All crops	Cereals	Pulses	Oilseeds	Vegetables	Root crops	Permanent
All damage	188,450	35,291	12,715	2,305	4,522	2,039	1,205	3,190
Crop disease	-	-	-	-	-	-	-	-
Frost or floods	48,409	4,436	1,301	*	546	*	*	*
Locust	23,404	2,292	797	*	168	*	*	*
Shortage of rain	2,192	*	*	-	*	-	-	*
Too much rain	86,982	7,390	2,858	340	952	*	*	866
Wild animals	3,894	177	*	*	-	*	-	*
Birds	30,340	3,986	1,752	*	421	*	*	*
Hailstone	6,583	*	*	*	*	*	-	-
Pests	5,806	536	231	*	*	-	-	*
Weeds	30,196	2,042	766	*	322	*	*	*
Others	103,300	13,918	4,735	874	1,913	*	435	1,030

Table 3.4.3 Number of Holders reporting Damaged Crop Area in Hectare by Category of Crops and Cause of Damage

Illubabor

Cause of damage	Damaged crop area by crop category (HA)							
	Holders	All crops	Cereals	Pulses	Oilseeds	Vegetables	Root crops	Permanent
All damage	240,046	61,139	18,084	3,361	3,638	1,669	971	19,760
Crop disease	*	*	*	*	*	*	-	-
Frost or floods	62,696	8,770	2,423	*	1,564	*	*	2,013
Locust	16,479	2,730	525	*	*	-	-	1,191
Shortage of rain	11,725	626	*	*	*	*	*	*
Too much rain	154,561	20,946	4,819	1,349	422	*	*	9,489
Wild animals	9,112	433	72	*	*	*	*	*
Birds	30,445	2,544	1,157	338	*	*	*	465
Hailstone	26,620	4,033	*	*	*	*	*	916
Pests	9,282	728	104	*	*	*	*	*
Weeds	34,802	1,980	680	*	*	*	*	306
Others	128,582	18,246	6,733	791	*	273	619	5,059

Table 3.4.4 Number of Holders reporting Damaged Crop Area in Hectare by Category of Crops and Cause of Damage

Jimma

Cause of damage	Damaged crop area by crop category (HA)							
	Holders	All crops	Cereals	Pulses	Oilseeds	Vegetables	Root crops	Permanent
All damage	435,060	87,464	26,343	4,542	3,685	2,153	*	31,711
Crop disease	*	*	-	*	-	-	-	-
Frost or floods	89,991	7,508	2,160	615	*	*	*	2,761
Locust	20,004	1,149	*	*	*	*	*	*
Shortage of rain	13,846	*	*	*	*	*	-	*
Too much rain	186,996	12,964	2,642	*	*	*	*	6,183
Wild animals	*	*	*	*	-	-	-	-
Birds	53,535	3,793	1,482	*	*	*	*	*
Hailstone	196,795	27,662	8,771	1,208	*	*	*	11,052
Pests	19,300	1,561	300	*	-	-	-	*
Weeds	122,971	6,922	2,939	*	*	*	*	1,035
Others	216,803	24,750	7,367	721	*	*	*	*

Table 3.4.5 Number of Holders reporting Damaged Crop Area in Hectare by Category of Crops and Cause of Damage

West Shewa

Cause of damage	Damaged crop area by crop category (HA)							
	Holders	All crops	Cereals	Pulses	Oilseeds	Vegetables	Root crops	Permanent
All damage	369,186	99,077	31,723	9,566	4,508	4,562	3,540	1,660
Crop disease	*	*	*	-	*	-	-	-
Frost or floods	63,200	5,294	1,616	897	54	*	*	*
Locust	39,057	1,788	599	*	*	*	*	*
Shortage of rain	16,175	*	*	*	*	*	*	*
Too much rain	66,818	5,672	2,623	*	*	*	*	*
Wild animals	11,728	539	*	*	-	-	-	-
Birds	66,905	*	3,936	776	*	*	278	*
Hailstone	116,595	17,435	5,732	1,736	*	*	*	*
Pests	22,857	2,285	573	*	*	*	*	*
Weeds	131,814	18,251	6,251	1,575	*	*	*	*
Others	209,751	32,325	9,633	2,937	1,953	1,797	1,642	469

Table 3.4.6 Number of Holders reporting Damaged Crop Area in Hectare by Category of Crops and Cause of Damage

North Shewa

Cause of damage	Damaged crop area by crop category (HA)							
	Holders	All crops	Cereals	Pulses	Oilseeds	Vegetables	Root crops	Permanent
All damage	207,552	43,687	12,070	4,642	1,433	1,197	*	1,454
Crop disease	*	*	*	-	-	-	-	-
Frost or floods	32,360	3,397	763	*	*	*	*	*
Locust	35,514	6,989	2,330	*	*	*	*	*
Shortage of rain	14,085	1,610	*	*	*	-	*	-
Too much rain	24,150	1,374	*	*	*	*	*	*
Wild animals	5,074	118	*	-	*	*	-	-
Birds	40,140	4,131	1,305	*	*	*	*	*
Hailstone	69,915	11,221	2,468	1,465	*	*	*	*
Pests	16,965	1,879	*	*	-	*	*	*
Weeds	49,667	3,262	716	547	*	*	*	*
Others	89,798	9,693	3,109	863	*	*	*	*

Table 3.4.7 Number of Holders reporting Damaged Crop Area in Hectare by Category of Crops and Cause of Damage

East Shewa

Cause of damage	Damaged crop area by crop category (HA)							
	Holders	All crops	Cereals	Pulses	Oilseeds	Vegetables	Root crops	Permanent
All damage	159,085	53,095	29,877	10,743	*	1,870	*	*
Crop disease	-	-	-	-	-	-	-	-
Frost or floods	19,651	3,278	989	958	-	*	*	*
Locust	-	-	-	-	-	-	-	-
Shortage of rain	5,522	*	*	*	-	-	-	-
Too much rain	9,943	1,415	591	*	-	*	-	-
Wild animals	*	*	*	-	-	-	-	-
Birds	32,209	6,008	3,152	1,070	-	*	-	*
Hailstone	86,678	28,014	17,571	4,699	*	*	*	-
Pests	17,548	*	*	*	-	*	-	*
Weeds	32,456	3,960	1,886	819	-	*	*	-
Others	36,270	5,801	3,283	1,286	-	*	*	-

Table 3.4.8 Number of Holders reporting Damaged Crop Area in Hectare by Category of Crops and Cause of Damage

Arsi

Cause of damage	Damaged crop area by crop category (HA)							
	Holders	All crops	Cereals	Pulses	Oilseeds	Vegetables	Root crops	Permanent
All damage	325,586	82,133	33,201	8,222	7,648	761	1,267	1,384
Crop disease	-	-	-	-	-	-	-	-
Frost or floods	68,845	8,313	3,491	622	843	*	*	*
Locust	*	*	*	*	*	-	-	-
Shortage of rain	5,225	*	*	*	-	-	*	*
Too much rain	30,868	*	*	*	*	-	*	*
Wild animals	*	*	*	-	-	-	*	-
Birds	41,304	*	*	*	922	-	*	*
Hailstone	139,979	36,362	12,791	4,318	*	499	*	519
Pests	8,795	*	210	*	*	-	*	*
Weeds	119,991	18,500	8,524	1,098	2,722	*	*	*
Others	76,981	7,641	3,619	680	991	*	284	*

Table 3.4.9 Number of Holders reporting Damaged Crop Area in Hectare by Category of Crops and Cause of Damage

West Harerge

Cause of damage	Damaged crop area by crop category (HA)							
	Holders	All crops	Cereals	Pulses	Oilseeds	Vegetables	Root crops	Permanent
All damage	313,453	102,886	12,952	5,408	*	1,922	2,890	17,361
Crop disease	-	-	-	-	-	-	-	-
Frost or floods	18,695	1,060	*	*	-	*	-	38
Locust	11,465	*	*	*	-	-	*	*
Shortage of rain	2,855	*	*	-	-	*	-	*
Too much rain	92,363	5,595	1,127	361	*	*	*	*
Wild animals	*	*	*	*	-	-	-	*
Birds	13,625	870	*	-	-	*	-	63
Hailstone	243,794	72,822	8,533	4,329	*	1,414	*	11,374
Pests	*	*	*	*	-	-	*	-
Weeds	137,277	19,770	2,171	388	*	*	*	3,603
Others	33,411	1,730	642	*	-	*	*	*

Table 3.4.10 Number of Holders reporting Damaged Crop Area in Hectare by Category of Crops and Cause of Damage

East Harerge

Cause of damage	Damaged crop area by crop category (HA)							
	Holders	All crops	Cereals	Pulses	Oilseeds	Vegetables	Root crops	Permanent
All damage	397,689	104,704	27,613	*	6,699	*	3,054	14,450
Crop disease	-	-	-	-	-	-	-	-
Frost or floods	27,921	*	*	*	*	*	*	*
Locust	*	*	*	*	-	-	*	*
Shortage of rain	7,295	*	*	*	-	-	*	*
Too much rain	85,392	2,970	474	*	*	-	*	1,171
Wild animals	*	*	*	*	-	-	*	*
Birds	36,603	*	*	-	-	-	*	667
Hailstone	308,595	80,283	22,998	*	4,669	*	2,158	9,534
Pests	12,619	*	*	*	-	-	-	44
Weeds	120,022	5,924	1,112	*	*	*	117	1,352
Others	52,878	2,274	411	*	*	-	171	569

Table 3.4.11 Number of Holders reporting Damaged Crop Area in Hectare by Category of Crops and Cause of Damage

Bale

Cause of damage	Damaged crop area by crop category (HA)							
	Holders	All crops	Cereals	Pulses	Oilseeds	Vegetables	Root crops	Permanent
All damage	156,487	49,134	16,022	2,659	734	*	*	5,224
Crop disease	*	*	*	-	-	-	-	-
Frost or floods	36,587	7,379	1,972	*	*	*	*	*
Locust	*	*	-	-	-	*	-	-
Shortage of rain	*	*	*	*	-	-	-	-
Too much rain	7,513	*	*	*	-	*	*	*
Wild animals	*	*	*	*	*	-	-	-
Birds	25,511	4,823	*	*	*	-	*	*
Hailstone	76,846	26,662	8,853	*	*	*	*	2,474
Pests	7,174	*	*	*	*	-	-	*
Weeds	16,066	2,102	683	*	*	*	*	*
Others	39,166	5,396	1,596	*	*	*	*	1,248

Table 3.4.12 Number of Holders reporting Damaged Crop Area in Hectare by Category of Crops and Cause of Damage

Borena

Cause of damage	Damaged crop area by crop category (HA)							
	Holders	All crops	Cereals	Pulses	Oilseeds	Vegetables	Root crops	Permanent
All damage	69,271	11,701	3,166	1,102	*	302	*	3,236
Crop disease	*	*	-	-	*	-	-	*
Frost or floods	9,522	996	*	*	-	-	-	*
Locust	-	-	-	-	-	-	-	-
Shortage of rain	*	*	*	*	-	*	-	*
Too much rain	31,472	3,711	*	*	*	152	*	2,337
Wild animals	-	-	-	-	-	-	-	-
Birds	*	*	*	*	-	*	-	*
Hailstone	22,930	4,713	1,491	*	-	*	*	*
Pests	3,236	*	*	*	-	*	-	*
Weeds	8,958	846	*	*	*	*	*	*
Others	4,523	*	*	*	-	-	*	*

Table 3.4.13 Number of Holders reporting Damaged Crop Area in Hectare by Category of Crops and Cause of Damage

South West Shewa

Cause of damage	Damaged crop area by crop category (HA)							
	Holders	All crops	Cereals	Pulses	Oilseeds	Vegetables	Root crops	Permanent
All damage	174,238	31,299	12,421	5,678	1,449	687	*	587
Crop disease	*	*	*	*	*	-	-	-
Frost or floods	43,065	4,233	1,590	1,043	*	*	*	*
Locust	6,690	*	*	*	-	-	-	-
Shortage of rain	4,631	251	*	*	-	-	-	*
Too much rain	23,209	439	197	*	*	*	*	*
Wild animals	2,284	29	*	*	-	-	*	-
Birds	32,848	3,642	1,415	540	*	*	*	*
Hailstone	72,296	6,930	3,120	580	*	127	*	*
Pests	10,135	1,090	241	*	*	*	-	*
Weeds	45,761	3,637	1,524	563	*	*	*	*
Others	78,108	10,034	3,715	2,586	328	*	113	*

Table 3.4.14 Number of Holders reporting Damaged Crop Area in Hectare by Category of Crops and Cause of Damage

Guji

Cause of damage	Damaged crop area by crop category (HA)							
	Holders	All crops	Cereals	Pulses	Oilseeds	Vegetables	Root crops	Permanent
All damage	94,577	17,100	5,871	985	*	682	*	3,505
Crop disease	*	*	-	*	-	-	-	-
Frost or floods	10,696	727	*	*	*	-	-	*
Locust	*	*	*	*	-	*	*	*
Shortage of rain	4,826	220	*	*	-	-	*	*
Too much rain	41,439	5,679	*	*	*	*	*	2,316
Wild animals	*	*	*	*	-	-	-	-
Birds	7,336	633	158	*	-	-	-	*
Hailstone	10,317	*	*	*	-	*	*	*
Pests	*	*	*	*	-	-	-	*
Weeds	25,554	2,237	*	*	*	*	*	306
Others	23,483	2,203	743	*	*	*	*	506

Table 3.4.15 Number of Holders reporting Damaged Crop Area in Hectare by Category of Crops and Cause of Damage

Kelem

Cause of damage	Damaged crop area by crop category (HA)							
	Holders	All crops	Cereals	Pulses	Oilseeds	Vegetables	Root crops	Permanent
All damage	88,430	13,940	4,742	1,807	1,027	497	292	2,312
Crop disease	*	*	*	-	-	*	-	*
Frost or floods	28,667	2,295	833	*	*	*	*	423
Locust	8,844	500	*	*	*	*	*	*
Shortage of rain	4,814	296	102	*	*	-	*	*
Too much rain	37,413	3,236	1,099	533	*	*	*	667
Wild animals	2,694	*	*	*	*	-	*	*
Birds	16,451	1,117	469	155	*	*	*	109
Hailstone	*	154	*	*	*	*	*	*
Pests	6,247	311	208	19	-	-	-	*
Weeds	11,594	864	185	*	*	*	*	171
Others	46,726	5,056	1,560	658	435	241	*	627

Table 3.4.16 Number of Holders reporting Damaged Crop Area in Hectare by Category of Crops and Cause of Damage

Horoguduru

Cause of damage	Damaged crop area by crop category (HA)							
	Holders	All crops	Cereals	Pulses	Oilseeds	Vegetables	Root crops	Permanent
All damage	80,252	22,331	8,681	1,232	3,883	*	*	998
Crop disease	-	-	-	-	-	-	-	-
Frost or floods	17,808	2,362	811	*	348	*	*	*
Locust	8,523	1,055	*	*	306	*	-	*
Shortage of rain	1,571	*	*	-	*	-	-	*
Too much rain	17,590	958	328	*	*	*	*	*
Wild animals	1,403	44	*	-	*	-	-	-
Birds	15,851	1,453	452	*	*	*	-	*
Hailstone	9,184	3,243	*	*	*	-	*	-
Pests	10,822	1,975	633	*	*	*	-	*
Weeds	18,343	1,667	594	96	625	*	-	*
Others	48,003	9,460	3,376	504	1,619	*	*	*

Table 3.4.117 Number of Holders reporting Damaged Crop Area in Hectare by Category of Crops and Cause of Damage

West Arsi

Cause of damage	Damaged crop area by crop category (HA)							
	Holders	All crops	Cereals	Pulses	Oilseeds	Vegetables	Root crops	Permanent
All damage	199,906	50,342	23,446	3,995	*	454	485	*
Crop disease	-	-	-	-	-	-	-	-
Frost or floods	35,471	*	*	*	*	-	*	*
Locust	5,926	*	*	*	*	-	-	-
Shortage of rain	2,876	48	*	*	-	-	-	*
Too much rain	32,310	2,273	1,116	*	-	*	-	*
Wild animals	*	*	-	*	-	-	-	-
Birds	29,323	3,650	1,182	*	*	*	*	*
Hailstone	48,924	7,944	3,593	*	*	*	*	*
Pests	27,667	4,234	*	453	*	*	*	*
Weeds	39,342	7,504	*	*	*	*	*	*
Others	89,873	10,984	5,161	1,250	*	*	292	*

Table 3.5 Number of Holders reporting Damaged Crop Area in Hectare by Category of Crops and Cause of Damage

Somalie

Cause of damage	Damaged crop area by crop category (HA)							
	Holders	All crops	Cereals	Pulses	Oilseeds	Vegetables	Root crops	Permanent
All damage	67,288	30,092	8,343	*	-	*	*	*
Crop disease	-	-	-	-	-	-	-	-
Frost or floods	*	*	*	-	-	-	-	-
Locust	*	*	*	-	-	-	-	-
Shortage of rain	*	*	-	-	-	-	-	-
Too much rain	1,670	193	*	-	-	-	*	*
Wild animals	*	*	*	-	-	-	*	*
Birds	-	-	-	-	-	-	-	-
Hailstone	60,198	28,762	7,745	*	-	*	*	*
Pests	*	*	*	*	-	-	-	-
Weeds	1,912	189	*	-	-	-	*	*
Others	*	*	*	*	-	-	*	*

Table 3.5.1 Number of Holders reporting Damaged Crop Area in Hectare by Category of Crops and Cause of Damage

Shinele

Cause of damage	Damaged crop area by crop category (HA)							
	Holders	All crops	Cereals	Pulses	Oilseeds	Vegetables	Root crops	Permanent
All damage	6,098	1,028	255	-	-	-	*	*
Crop disease	-	-	-	-	-	-	-	-
Frost or floods	*	*	-	-	-	-	-	-
Locust	-	-	-	-	-	-	-	-
Shortage of rain	-	-	-	-	-	-	-	-
Too much rain	*	*	*	-	-	-	*	*
Wild animals	*	*	*	-	-	-	*	*
Birds	-	-	-	-	-	-	-	-
Hailstone	5,086	782	*	-	-	-	*	*
Pests	-	-	-	-	-	-	-	-
Weeds	1,203	*	*	-	-	-	*	*
Others	375	*	*	-	-	-	*	*

Table 3.5.2 Number of Holders reporting Damaged Crop Area in Hectare by Category of Crops and Cause of Damage

Jijiga

Cause of damage	Damaged crop area by crop category (HA)							
	Holders	All crops	Cereals	Pulses	Oilseeds	Vegetables	Root crops	Permanent
All damage	54,412	28,108	7,773	*	-	*	*	*
Crop disease	-	-	-	-	-	-	-	-
Frost or floods	*	*	-	-	-	-	-	-
Locust	*	*	*	-	-	-	-	-
Shortage of rain	*	*	-	-	-	-	-	-
Too much rain	*	*	-	-	-	-	-	-
Wild animals	-	-	-	-	-	-	-	-
Birds	-	-	-	-	-	-	-	-
Hailstone	50,760	27,335	7,459	-	-	*	*	*
Pests	-	-	-	-	-	-	-	-
Weeds	*	*	*	-	-	-	-	-
Others	*	*	*	*	-	-	-	*

Table 3.5.3 Number of Holders reporting Damaged Crop Area in Hectare by Category of Crops and Cause of Damage

Liben

Cause of damage	Damaged crop area by crop category (HA)							
	Holders	All crops	Cereals	Pulses	Oilseeds	Vegetables	Root crops	Permanent
All damage	6,778	955	*	*	-	-	-	*
Crop disease	-	-	-	-	-	-	-	-
Frost or floods	*	*	*	-	-	-	-	-
Locust	-	-	-	-	-	-	-	-
Shortage of rain	-	-	-	-	-	-	-	-
Too much rain	*	*	*	-	-	-	-	-
Wild animals	*	*	*	-	-	-	-	-
Birds	-	-	-	-	-	-	-	-
Hailstone	4,351	645	*	*	-	-	-	*
Pests	*	*	*	*	-	-	-	-
Weeds	*	*	*	-	-	-	-	-
Others	-	-	-	-	-	-	-	-

Table 3.6 Number of Holders reporting Damaged Crop Area in Hectare by Category of Crops and Cause of Damage

Benishangul – Gumuz Region

Cause of damage	Damaged crop area by crop category (HA)							
	Holders	All crops	Cereals	Pulses	Oilseeds	Vegetables	Root crops	Permanent
All damage	114,144	19,462	5,869	960	5,094	870	422	2,102
Crop disease	406	*	-	*	*	-	*	*
Frost or floods	22,729	2,176	614	*	613	77	37	250
Locust	12,555	781	184	61	161	*	*	70
Shortage of rain	6,175	116	*	*	*	-	*	*
Too much rain	23,606	1,140	418	36	279	*	*	138
Wild animals	*	*	7	*	*	*	*	*
Birds	52,504	7,957	2,166	401	2,207	316	88	968
Hailstone	2,754	99	*	*	14	*	*	-
Pests	6,112	584	256	*	79	42	*	*
Weeds	24,433	2,191	468	*	550	50	*	202
Others	48,647	4,251	1,658	*	1,156	143	120	370

Table 3.6.1 Number of Holders reporting Damaged Crop Area in Hectare by Category of Crops and Cause of Damage

Metekel

Cause of damage	Damaged crop area by crop category (HA)							
	Holders	All crops	Cereals	Pulses	Oilseeds	Vegetables	Root crops	Permanent
All damage	34,962	7,587	2,218	619	1,986	402	*	357
Crop disease	-	-	-	-	-	-	-	-
Frost or floods	4,594	371	90	*	*	*	-	*
Locust	2,299	331	*	*	*	*	-	*
Shortage of rain	*	*	*	*	*	-	*	*
Too much rain	*	*	*	-	*	*	*	*
Wild animals	*	*	-	*	*	*	-	-
Birds	14,284	3,488	899	*	991	*	*	*
Hailstone	913	*	*	-	*	*	-	-
Pests	950	*	*	-	*	*	-	-
Weeds	5,945	931	*	*	*	*	*	*
Others	15,903	2,016	874	*	544	*	*	79

Table 3.6.2 Number of Holders reporting Damaged Crop Area in Hectare by Category of Crops and Cause of Damage

Asosa

Cause of damage	Damaged crop area by crop category (HA)							
	Holders	All crops	Cereals	Pulses	Oilseeds	Vegetables	Root crops	Permanent
All damage	49,585	6,153	1,744	128	1,626	255	77	969
Crop disease	*	*	-	-	*	-	-	*
Frost or floods	10,374	763	*	*	169	*	*	*
Locust	9,455	411	120	*	110	*	*	62
Shortage of rain	*	*	*	*	*	-	*	*
Too much rain	15,166	683	284	*	*	*	*	45
Wild animals	*	*	*	-	-	-	-	-
Birds	24,062	2,230	558	*	613	87	*	449
Hailstone	*	*	*	-	-	-	*	-
Pests	3,327	207	*	-	*	*	-	*
Weeds	13,331	763	125	*	196	*	*	*
Others	22,387	1,038	422	21	316	25	*	113

Table 3.6.3 Number of Holders reporting Damaged Crop Area in Hectare by Category of Crops and Cause of Damage

Kemashi

Cause of damage	Damaged crop area by crop category (HA)							
	Holders	All crops	Cereals	Pulses	Oilseeds	Vegetables	Root crops	Permanent
All damage	18,063	3,710	1,291	125	988	*	*	483
Crop disease	-	-	-	-	-	-	-	-
Frost or floods	3,458	538	*	*	*	*	*	-
Locust	*	*	-	*	-	-	-	-
Shortage of rain	*	*	*	-	-	-	-	*
Too much rain	1,799	*	*	*	*	*	*	*
Wild animals	-	-	-	-	-	-	-	-
Birds	11,509	1,967	626	*	533	*	*	*
Hailstone	*	*	*	*	*	-	-	-
Pests	*	*	*	-	*	-	-	*
Weeds	*	*	*	*	*	-	-	*
Others	5,907	800	236	*	*	*	*	*

Table 3.6.4 Number of Holders reporting Damaged Crop Area in Hectare by Category of Crops and Cause of Damage

Pawe Special

Cause of damage	Damaged crop area by crop category (HA)							
	Holders	All crops	Cereals	Pulses	Oilseeds	Vegetables	Root crops	Permanent
All damage	4,459	1,029	338	*	289	117	67	124
Crop disease	*	*	-	-	-	-	-	*
Frost or floods	814	82	21	*	13	*	*	*
Locust	193	9	*	*	*	*	-	-
Shortage of rain	-	-	-	-	-	-	-	-
Too much rain	750	75	*	*	34	*	*	*
Wild animals	70	*	*	-	*	-	-	*
Birds	1,636	214	67	*	55	14	16	30
Hailstone	74	*	*	*	*	-	-	-
Pests	660	111	33	*	20	34	*	*
Weeds	1,807	279	94	*	80	32	30	29
Others	2,461	248	78	*	83	24	13	34

Table 3.6.5 Number of Holders reporting Damaged Crop Area in Hectare by Category of Crops and Cause of Damage

Mao Komo

Cause of damage	Damaged crop area by crop category (HA)							
	Holders	All crops	Cereals	Pulses	Oilseeds	Vegetables	Root crops	Permanent
All damage	7,076	983	279	50	204	44	67	170
Crop disease	*	*	-	*	-	-	*	-
Frost or floods	3,489	422	111	*	89	*	27	82
Locust	*	*	*	*	*	-	*	*
Shortage of rain	*	*	*	-	-	-	-	-
Too much rain	3,280	218	69	21	38	*	*	45
Wild animals	524	18	*	-	*	*	*	*
Birds	1,013	58	16	*	14	*	*	8
Hailstone	360	13	*	-	*	-	*	-
Pests	137	3	*	-	-	*	*	*
Weeds	1,057	70	20	*	12	*	*	*
Others	1,990	149	48	*	40	-	10	18

Table 3.7 Number of Holders reporting Damaged Crop Area in Hectare by Category of Crops and Cause of Damage

S.N.N.P. Region

Cause of damage	Damaged crop area by crop category (HA)							
	Holders	All crops	Cereals	Pulses	Oilseeds	Vegetables	Root crops	Permanent
All damage	1,913,073	171,498	61,689	12,675	1,555	5,394	4,653	31,581
Crop disease	1,585	65	*	-	-	*	-	*
Frost or floods	463,629	31,849	11,984	2,903	252	1,181	1,438	2,741
Locust	70,281	4,460	*	*	*	*	69	342
Shortage of rain	70,361	1,588	410	76	*	28	54	237
Too much rain	802,487	31,550	5,672	2,068	185	844	895	13,702
Wild animals	32,013	744	355	*	*	*	*	71
Birds	175,829	9,394	3,690	851	*	242	278	1,279
Hailstone	457,221	35,315	15,352	1,920	358	1,192	*	5,486
Pests	88,718	7,803	3,343	747	-	139	75	690
Weeds	271,798	13,076	5,621	966	333	462	219	1,548
Others	624,057	35,654	13,084	2,733	374	1,036	874	5,483

Table 3.7.1 Number of Holders reporting Damaged Crop Area in Hectare by Category of Crops and Cause of Damage

Gurage

Cause of damage	Damaged crop area by crop category (HA)							
	Holders	All crops	Cereals	Pulses	Oilseeds	Vegetables	Root crops	Permanent
All damage	227,476	17,135	8,923	1,827	*	654	132	760
Crop disease	-	-	-	-	-	-	-	-
Frost or floods	44,263	*	*	*	*	*	-	*
Locust	*	*	*	-	*	*	-	-
Shortage of rain	*	*	*	-	-	*	-	*
Too much rain	79,850	2,517	858	*	*	*	*	240
Wild animals	3,260	24	*	-	*	*	-	*
Birds	25,092	803	*	*	*	*	*	*
Hailstone	61,707	*	*	*	*	*	*	*
Pests	19,339	1,811	1,080	*	-	*	*	*
Weeds	37,988	2,354	1,864	247	-	*	*	*
Others	77,450	2,706	721	340	*	128	*	50

Table 3.7.2 Number of Holders reporting Damaged Crop Area in Hectare by Category of Crops and Cause of Damage

Hadiya

Cause of damage	Damaged crop area by crop category (HA)							
	Holders	All crops	Cereals	Pulses	Oilseeds	Vegetables	Root crops	Permanent
All damage	175,846	15,810	6,261	773	*	*	144	1,396
Crop disease	*	*	-	-	-	*	-	-
Frost or floods	24,315	948	354	*	-	*	*	*
Locust	6,251	*	*	-	-	-	-	*
Shortage of rain	14,038	246	*	*	-	-	*	*
Too much rain	55,765	1,450	464	114	*	*	*	*
Wild animals	1,347	*	*	-	-	-	-	*
Birds	8,736	413	*	*	-	-	-	*
Hailstone	57,427	2,565	1,006	*	-	*	*	320
Pests	20,070	*	*	*	-	*	*	*
Weeds	20,471	905	315	*	*	*	-	*
Others	95,702	7,248	3,240	391	*	*	*	361

Table 3.7.3 Number of Holders reporting Damaged Crop Area in Hectare by Category of Crops and Cause of Damage

Kembata - Tembaro

Cause of damage	Damaged crop area by crop category (HA)							
	Holders	All crops	Cereals	Pulses	Oilseeds	Vegetables	Root crops	Permanent
All damage	75,376	4,788	2,418	206	*	*	157	440
Crop disease	-	-	-	-	-	-	-	-
Frost or floods	19,720	*	*	*	-	*	*	*
Locust	7,694	164	*	*	-	*	*	*
Shortage of rain	11,069	189	*	*	*	-	*	*
Too much rain	18,879	442	*	28	-	*	*	*
Wild animals	2,095	23	9	-	-	-	*	*
Birds	6,067	189	46	*	-	-	-	*
Hailstone	13,045	*	139	*	*	*	*	*
Pests	4,684	240	112	*	-	*	*	*
Weeds	4,341	167	*	*	*	-	*	*
Others	42,350	1,761	692	68	*	*	50	176

Table 3.7.4 Number of Holders reporting Damaged Crop Area in Hectare by Category of Crops and Cause of Damage

Sidama

Cause of damage	Damaged crop area by crop category (HA)							
	Holders	All crops	Cereals	Pulses	Oilseeds	Vegetables	Root crops	Permanent
All damage	409,693	18,067	3,365	224	-	598	426	8,470
Crop disease	-	-	-	-	-	-	-	-
Frost or floods	34,400	677	232	*	-	*	*	205
Locust	4,505	*	-	-	-	*	-	*
Shortage of rain	5,689	79	-	-	-	-	-	*
Too much rain	252,612	8,851	988	175	-	248	*	4,834
Wild animals	*	*	*	-	-	-	-	*
Birds	10,599	*	*	-	-	*	-	*
Hailstone	57,796	1,710	*	*	-	*	-	896
Pests	4,541	*	*	-	-	-	*	*
Weeds	41,748	1,279	590	-	-	*	*	407
Others	122,603	4,437	1,160	*	-	*	*	1,533

Table 3.7.5 Number of Holders reporting Damaged Crop Area in Hectare by Category of Crops and Cause of Damage

Gedio

Cause of damage	Damaged crop area by crop category (HA)							
	Holders	All crops	Cereals	Pulses	Oilseeds	Vegetables	Root crops	Permanent
All damage	122,737	11,610	853	526	*	688	*	7,681
Crop disease	-	-	-	-	-	-	-	-
Frost or floods	7,528	176	*	*	-	*	*	55
Locust	*	*	*	-	-	-	-	*
Shortage of rain	*	*	-	-	-	-	-	*
Too much rain	104,153	8,872	398	445	*	255	*	6,531
Wild animals	-	-	-	-	-	-	-	-
Birds	1,456	*	-	*	-	-	-	*
Hailstone	*	*	*	-	-	*	-	*
Pests	*	*	*	-	-	-	-	-
Weeds	17,488	*	*	*	-	*	*	205
Others	13,036	666	*	*	-	*	-	*

Table 3.7.6 Number of Holders reporting Damaged Crop Area in Hectare by Category of Crops and Cause of Damage

Wolayita

Cause of damage	Damaged crop area by crop category (HA)							
	Holders	All crops	Cereals	Pulses	Oilseeds	Vegetables	Root crops	Permanent
All damage	141,900	11,552	3,052	1,273	*	*	340	1,196
Crop disease	-	-	-	-	-	-	-	-
Frost or floods	47,592	1,842	274	327	-	*	*	*
Locust	26,830	*	*	*	-	-	*	128
Shortage of rain	12,057	*	*	*	-	-	*	*
Too much rain	36,738	928	159	123	*	*	58	*
Wild animals	*	83	*	*	*	-	*	*
Birds	7,825	274	*	*	-	-	*	*
Hailstone	60,880	*	*	173	*	*	*	266
Pests	4,730	492	*	*	-	-	*	-
Weeds	24,189	*	*	26	*	*	*	*
Others	45,122	2,061	374	245	-	*	*	*

Table 3.7.7 Number of Holders reporting Damaged Crop Area in Hectare by Category of Crops and Cause of Damage

South Omo

Cause of damage	Damaged crop area by crop category (HA)							
	Holders	All crops	Cereals	Pulses	Oilseeds	Vegetables	Root crops	Permanent
All damage	39,286	4,962	1,695	577	*	79	191	234
Crop disease	*	*	*	-	-	-	-	-
Frost or floods	18,649	2,332	933	*	*	*	96	50
Locust	-	-	-	-	-	-	-	-
Shortage of rain	820	*	*	*	-	*	-	-
Too much rain	8,537	403	176	*	*	*	*	*
Wild animals	*	*	-	-	-	-	-	*
Birds	3,573	*	*	*	-	*	*	*
Hailstone	10,403	1,019	238	*	-	*	*	*
Pests	*	*	*	-	-	*	-	-
Weeds	9,456	708	184	*	*	*	*	*
Others	2,121	123	25	*	-	-	*	*

Table 3.7.8 Number of Holders reporting Damaged Crop Area in Hectare by Category of Crops and Cause of Damage

Sheka

Cause of damage	Damaged crop area by crop category (HA)							
	Holders	All crops	Cereals	Pulses	Oilseeds	Vegetables	Root crops	Permanent
All damage	27,706	2,644	636	256	-	62	61	998
Crop disease	-	-	-	-	-	-	-	-
Frost or floods	10,563	582	111	117	-	*	*	158
Locust	*	*	*	-	-	-	*	*
Shortage of rain	*	*	*	-	-	-	-	*
Too much rain	13,216	804	177	*	-	*	*	387
Wild animals	1,086	*	*	*	-	*	*	*
Birds	4,824	192	84	*	-	-	*	58
Hailstone	*	*	*	-	-	*	-	-
Pests	929	*	*	*	-	-	-	*
Weeds	3,560	*	24	*	-	-	*	*
Others	10,567	680	139	*	-	*	*	*

Table 3.7.9 Number of Holders reporting Damaged Crop Area in Hectare by Category of Crops and Cause of Damage

Keffa

Cause of damage	Damaged crop area by crop category (HA)							
	Holders	All crops	Cereals	Pulses	Oilseeds	Vegetables	Root crops	Permanent
All damage	129,250	17,344	6,297	2,522	*	*	451	2,672
Crop disease	-	-	-	-	-	-	-	-
Frost or floods	64,196	5,953	2,274	858	*	*	*	560
Locust	2,681	*	*	*	-	-	-	*
Shortage of rain	*	*	*	-	-	-	-	*
Too much rain	56,954	1,689	463	214	*	*	*	398
Wild animals	4,708	*	*	*	-	-	-	*
Birds	29,237	2,142	854	*	-	*	*	*
Hailstone	6,332	*	*	*	-	-	*	*
Pests	5,064	342	*	*	-	-	*	*
Weeds	24,233	918	360	179	*	*	-	97
Others	52,917	5,530	1,916	833	*	*	*	1,148

Table 3.7.10 Number of Holders reporting Damaged Crop Area in Hectare by Category of Crops and Cause of Damage

Gamo Gofa

Cause of damage	Damaged crop area by crop category (HA)							
	Holders	All crops	Cereals	Pulses	Oilseeds	Vegetables	Root crops	Permanent
All damage	184,118	22,807	7,602	977	*	*	1,612	*
Crop disease	-	-	-	-	-	-	-	-
Frost or floods	102,974	9,141	3,172	569	*	*	778	387
Locust	*	*	*	-	-	-	*	-
Shortage of rain	*	*	*	*	-	-	*	*
Too much rain	56,363	1,089	493	*	*	*	27	67
Wild animals	*	*	*	-	-	-	-	*
Birds	28,838	1,471	*	*	-	-	*	*
Hailstone	38,700	*	*	*	-	*	*	*
Pests	6,220	*	*	-	-	-	*	*
Weeds	18,992	*	153	*	-	*	*	*
Others	45,498	2,965	939	*	*	-	225	*

Table 3.7.11 Number of Holders reporting Damaged Crop Area in Hectare by Category of Crops and Cause of Damage

Bench - Maji

Cause of damage	Damaged crop area by crop category (HA)							
	Holders	All crops	Cereals	Pulses	Oilseeds	Vegetables	Root crops	Permanent
All damage	56,135	3,913	1,480	348	*	*	215	813
Crop disease	*	*	-	-	-	-	-	*
Frost or floods	11,224	620	156	*	*	*	53	67
Locust	*	*	-	*	-	-	-	-
Shortage of rain	*	*	*	-	-	-	*	*
Too much rain	24,698	825	204	*	*	*	*	*
Wild animals	*	*	*	*	-	-	-	*
Birds	4,997	341	*	*	-	*	*	75
Hailstone	5,744	560	*	*	-	*	*	*
Pests	893	41	*	*	-	-	-	-
Weeds	10,012	353	*	*	-	*	*	107
Others	18,384	962	518	89	-	*	24	146

Table 3.7.12 Number of Holders reporting Damaged Crop Area in Hectare by Category of Crops and Cause of Damage

Yem Special Wereda

Cause of damage	Damaged crop area by crop category (HA)							
	Holders	All crops	Cereals	Pulses	Oilseeds	Vegetables	Root crops	Permanent
All damage	13,862	955	473	126	*	26	*	90
Crop disease	-	-	-	-	-	-	-	-
Frost or floods	3,294	133	52	*	*	*	*	*
Locust	*	*	*	-	-	-	-	-
Shortage of rain	-	-	-	-	-	-	-	-
Too much rain	7,117	135	68	25	*	*	*	11
Wild animals	205	*	*	-	-	-	*	-
Birds	1,256	78	*	*	*	-	-	*
Hailstone	4,306	141	81	*	-	*	*	6
Pests	237	*	*	*	-	-	-	-
Weeds	3,096	76	42	17	*	*	-	*
Others	6,115	367	182	43	*	*	*	37

Table 3.7.13 Number of Holders reporting Damaged Crop Area in Hectare by Category of Crops and Cause of Damage

Amaro Special Wereda

Cause of damage	Damaged crop area by crop category (HA)							
	Holders	All crops	Cereals	Pulses	Oilseeds	Vegetables	Root crops	Permanent
All damage	11,519	558	211	74	-	*	*	82
Crop disease	-	-	-	-	-	-	-	-
Frost or floods	1,573	*	*	*	-	*	-	*
Locust	-	-	-	-	-	-	-	-
Shortage of rain	-	-	-	-	-	-	-	-
Too much rain	4,309	113	*	*	-	*	-	*
Wild animals	-	-	-	-	-	-	-	-
Birds	*	*	*	*	-	-	-	*
Hailstone	5,336	213	92	*	-	*	*	18
Pests	*	*	-	-	-	-	-	*
Weeds	1,598	*	*	-	-	-	*	*
Others	1,665	*	*	*	-	-	*	*

Table 3.7.14 Number of Holders reporting Damaged Crop Area in Hectare by Category of Crops and Cause of Damage

Burji Special Wereda

Cause of damage	Damaged crop area by crop category (HA)							
	Holders	All crops	Cereals	Pulses	Oilseeds	Vegetables	Root crops	Permanent
All damage	4,229	413	154	55	*	*	*	23
Crop disease	*	*	*	-	-	-	-	*
Frost or floods	1,342	124	34	*	*	-	*	*
Locust	*	*	-	*	-	-	-	-
Shortage of rain	*	*	*	-	-	-	-	-
Too much rain	920	24	8	*	-	*	-	*
Wild animals	-	-	-	-	-	-	-	-
Birds	*	*	*	*	*	-	*	*
Hailstone	1,778	77	39	*	*	-	*	*
Pests	*	*	*	*	-	-	-	-
Weeds	664	53	22	*	-	-	-	*
Others	825	91	*	*	*	-	*	-

Table 3.7.15 Number of Holders reporting Damaged Crop Area in Hectare by Category of Crops and Cause of Damage

Konso Special Wereda

Cause of damage	Damaged crop area by crop category (HA)							
	Holders	All crops	Cereals	Pulses	Oilseeds	Vegetables	Root crops	Permanent
All damage	13,751	1,267	517	78	-	-	-	84
Crop disease	*	*	-	-	-	-	-	-
Frost or floods	*	*	22	*	-	-	-	*
Locust	-	-	-	-	-	-	-	-
Shortage of rain	*	*	-	-	-	-	-	*
Too much rain	886	*	*	-	-	-	-	*
Wild animals	*	*	*	-	-	-	-	*
Birds	*	*	*	*	-	-	-	-
Hailstone	5,769	*	*	*	-	-	-	*
Pests	*	*	*	-	-	-	-	-
Weeds	4,159	*	55	*	-	-	-	*
Others	1,264	*	*	-	-	-	-	*

Table 3.7.16 Number of Holders reporting Damaged Crop Area in Hectare by Category of Crops and Cause of Damage

Derashe Special Wereda

Cause of damage	Damaged crop area by crop category (HA)							
	Holders	All crops	Cereals	Pulses	Oilseeds	Vegetables	Root crops	Permanent
All damage	18,745	1,670	684	137	-	16	51	*
Crop disease	-	-	-	-	-	-	-	-
Frost or floods	7,653	*	*	*	-	*	-	*
Locust	-	-	-	-	-	-	-	-
Shortage of rain	*	*	*	-	-	*	-	-
Too much rain	4,953	142	*	*	-	*	*	*
Wild animals	*	*	*	-	-	-	-	-
Birds	1,885	*	*	*	-	-	*	*
Hailstone	3,647	317	*	*	-	*	*	*
Pests	*	*	*	-	-	-	-	-
Weeds	6,127	349	*	*	-	*	*	*
Others	2,839	201	67	*	-	-	*	-

Table 3.7.17 Number of Holders reporting Damaged Crop Area in Hectare by Category of Crops and Cause of Damage

Dawro

Cause of damage	Damaged crop area by crop category (HA)							
	Holders	All crops	Cereals	Pulses	Oilseeds	Vegetables	Root crops	Permanent
All damage	60,579	7,330	2,305	781	131	202	307	1,485
Crop disease	-	-	-	-	-	-	-	-
Frost or floods	15,115	1,165	335	103	*	*	*	*
Locust	*	*	*	*	-	*	*	*
Shortage of rain	*	*	*	*	-	-	*	*
Too much rain	43,911	1,828	379	266	*	113	86	294
Wild animals	*	*	*	-	-	-	-	-
Birds	9,807	609	*	54	*	*	*	127
Hailstone	18,228	2,012	839	*	*	*	*	410
Pests	2,985	276	*	*	-	-	*	*
Weeds	9,411	506	*	*	*	*	*	*
Others	10,618	826	234	116	-	-	*	*

Table 3.7.18 Number of Holders reporting Damaged Crop Area in Hectare by Category of Crops and Cause of Damage

Basketo Special Wereda

Cause of damage	Damaged crop area by crop category (HA)							
	Holders	All crops	Cereals	Pulses	Oilseeds	Vegetables	Root crops	Permanent
All damage	8,164	1,014	197	*	*	*	12	26
Crop disease	-	-	-	-	-	-	-	-
Frost or floods	3,427	256	130	*	*	*	*	9
Locust	-	-	-	-	-	-	-	-
Shortage of rain	2,018	36	18	*	-	-	1	4
Too much rain	3,627	*	18	*	*	*	2	4
Wild animals	81	*	-	-	-	*	-	-
Birds	*	*	8	*	*	*	*	-
Hailstone	*	*	3	*	*	-	*	*
Pests	*	*	*	*	-	*	*	-
Weeds	2,076	*	4	*	*	*	*	*
Others	2,307	*	15	*	*	*	*	*

Table 3.7.19 Number of Holders reporting Damaged Crop Area in Hectare by Category of Crops and Cause of Damage

Konta Special Wereda

Cause of damage	Damaged crop area by crop category (HA)							
	Holders	All crops	Cereals	Pulses	Oilseeds	Vegetables	Root crops	Permanent
All damage	19,447	3,241	1,012	301	*	*	201	645
Crop disease	*	*	-	-	-	-	-	-
Frost or floods	8,413	931	346	110	*	*	*	85
Locust	*	*	-	*	-	-	-	-
Shortage of rain	*	*	-	-	-	-	-	*
Too much rain	9,164	464	111	17	*	*	55	123
Wild animals	*	*	*	*	-	-	*	*
Birds	3,980	207	72	*	-	*	*	*
Hailstone	5,924	299	49	*	*	*	23	64
Pests	*	*	*	*	-	-	-	*
Weeds	5,638	681	189	*	*	*	*	197
Others	5,567	610	240	54	*	*	*	135

Table 3.7.20 Number of Holders reporting Damaged Crop Area in Hectare by Category of Crops and Cause of Damage

Siltie

Cause of damage	Damaged crop area by crop category (HA)							
	Holders	All crops	Cereals	Pulses	Oilseeds	Vegetables	Root crops	Permanent
All damage	131,499	17,163	10,142	1,101	*	518	*	238
Crop disease	*	*	*	-	-	-	-	-
Frost or floods	30,263	2,852	*	*	*	*	-	*
Locust	*	*	*	*	-	*	-	*
Shortage of rain	*	*	*	*	-	-	-	-
Too much rain	16,678	567	250	*	-	*	*	*
Wild animals	*	*	*	-	-	*	-	*
Birds	15,961	610	326	*	*	*	-	*
Hailstone	67,420	6,290	4,153	515	*	*	-	*
Pests	11,445	*	461	*	-	*	-	*
Weeds	22,109	1,525	*	*	*	*	-	*
Others	44,916	2,193	1,273	144	*	*	*	*

Table 3.7.21 Number of Holders reporting Damaged Crop Area in Hectare by Category of Crops and Cause of Damage

Alaba Special Wereda

Cause of damage	Damaged crop area by crop category (HA)							
	Holders	All crops	Cereals	Pulses	Oilseeds	Vegetables	Root crops	Permanent
All damage	41,754	7,256	3,412	411	*	1,028	*	*
Crop disease	-	-	-	-	-	-	-	-
Frost or floods	3,820	*	*	-	-	*	-	*
Locust	*	*	*	*	-	*	-	*
Shortage of rain	1,615	*	*	-	-	*	*	*
Too much rain	3,156	*	*	*	-	*	*	*
Wild animals	*	*	-	-	-	-	-	-
Birds	7,460	*	242	*	-	46	-	*
Hailstone	21,347	2,955	1,351	194	*	373	*	*
Pests	4,903	480	288	*	-	*	-	-
Weeds	4,440	421	211	*	-	*	-	-
Others	22,189	1,935	998	*	-	273	*	*

Table 3.8 Number of Holders reporting Damaged Crop Area in Hectare by Category of Crops and Cause of Damage

Gambela Region

Cause of damage	Damaged crop area by crop category (HA)							
	Holders	All crops	Cereals	Pulses	Oilseeds	Vegetables	Root crops	Permanent
All damage	13,229	1,708	555	68	*	103	*	268
Crop disease	*	*	*	*	-	-	-	*
Frost or floods	3,245	250	116	*	-	*	*	14
Locust	*	*	*	-	-	-	-	-
Shortage of rain	*	*	-	-	-	-	-	*
Too much rain	3,232	292	*	*	-	*	*	106
Wild animals	538	*	*	-	-	-	-	*
Birds	1,772	224	*	*	-	*	*	*
Hailstone	883	74	8	*	-	*	*	*
Pests	445	40	*	-	-	-	-	*
Weeds	2,074	81	13	*	-	*	*	*
Others	4,331	671	214	28	*	*	*	*

Table 3.8.1 Number of Holders reporting Damaged Crop Area in Hectare by Category of Crops and Cause of Damage

Agnuwak

Cause of damage	Damaged crop area by crop category (HA)							
	Holders	All crops	Cereals	Pulses	Oilseeds	Vegetables	Root crops	Permanent
All damage	5,826	1,178	440	*	*	*	*	*
Crop disease	*	*	*	*	-	-	-	*
Frost or floods	1,521	197	105	*	-	*	*	*
Locust	-	-	-	-	-	-	-	-
Shortage of rain	*	*	-	-	-	-	-	-
Too much rain	*	*	*	-	-	*	*	*
Wild animals	*	*	*	-	-	-	-	-
Birds	796	165	*	-	-	*	*	*
Hailstone	452	*	*	-	-	-	-	-
Pests	381	*	*	-	-	-	-	-
Weeds	*	*	*	*	-	-	-	*
Others	2,835	611	*	*	*	*	*	*

Table 3.8.2 Number of Holders reporting Damaged Crop Area in Hectare by Category of Crops and Cause of Damage

Nuware

Cause of damage	Damaged crop area by crop category (HA)							
	Holders	All crops	Cereals	Pulses	Oilseeds	Vegetables	Root crops	Permanent
All damage	*	*	*	-	-	-	-	-
Crop disease	-	-	-	-	-	-	-	-
Frost or floods	*	*	-	-	-	-	-	-
Locust	-	-	-	-	-	-	-	-
Shortage of rain	-	-	-	-	-	-	-	-
Too much rain	*	*	-	-	-	-	-	-
Wild animals	-	-	-	-	-	-	-	-
Birds	-	-	-	-	-	-	-	-
Hailstone	-	-	-	-	-	-	-	-
Pests	-	-	-	-	-	-	-	-
Weeds	*	*	*	-	-	-	-	-
Others	*	*	-	-	-	-	-	-

Table 3.8.3 Number of Holders reporting Damaged Crop Area in Hectare by Category of Crops and Cause of Damage

Mezhenger

Cause of damage	Damaged crop area by crop category (HA)							
	Holders	All crops	Cereals	Pulses	Oilseeds	Vegetables	Root crops	Permanent
All damage	4,768	424	*	56	-	*	*	135
Crop disease	-	-	-	-	-	-	-	-
Frost or floods	1,108	*	*	*	-	*	-	*
Locust	*	*	*	-	-	-	-	-
Shortage of rain	*	*	-	-	-	-	-	*
Too much rain	2,923	273	*	*	-	*	-	104
Wild animals	*	*	*	-	-	-	-	*
Birds	470	*	*	*	-	-	-	*
Hailstone	-	-	-	-	-	-	-	-
Pests	*	*	-	-	-	-	-	*
Weeds	723	30	*	*	-	*	*	*
Others	1,221	54	*	*	-	*	-	*

Table 3.8.4 Number of Holders reporting Damaged Crop Area in Hectare by Category of Crops and Cause of Damage

Itang Special

Cause of damage	Damaged crop area by crop category (HA)							
	Holders	All crops	Cereals	Pulses	Oilseeds	Vegetables	Root crops	Permanent
All damage	1,106	62	22	*	-	*	*	*
Crop disease	*	*	-	-	-	-	-	-
Frost or floods	*	*	*	-	-	-	-	-
Locust	-	-	-	-	-	-	-	-
Shortage of rain	-	-	-	-	-	-	-	-
Too much rain	-	-	-	-	-	-	-	-
Wild animals	*	*	*	-	-	-	-	-
Birds	506	27	*	-	-	-	-	*
Hailstone	431	25	*	*	-	*	*	*
Pests	*	*	*	-	-	-	-	*
Weeds	*	4	*	*	-	-	*	*
Others	*	*	*	*	-	-	*	*

Table 3.9 Number of Holders reporting Damaged Crop Area in Hectare by Category of Crops and Cause of Damage

Harari Region

Cause of damage	Damaged crop area by crop category (HA)							
	Holders	All crops	Cereals	Pulses	Oilseeds	Vegetables	Root crops	Permanent
All damage	14,524	2,193	362	*	104	*	113	610
Crop disease	-	-	-	-	-	-	-	-
Frost or floods	933	37	*	-	*	-	-	13
Locust	*	*	-	-	-	-	-	-
Shortage of rain	*	*	*	-	-	-	-	*
Too much rain	3,128	174	*	*	*	*	*	*
Wild animals	*	*	-	-	-	-	*	*
Birds	2,361	194	19	-	*	-	*	72
Hailstone	7,818	962	187	*	*	-	59	214
Pests	1,534	44	-	-	*	-	*	41
Weeds	7,078	533	64	-	*	*	40	161
Others	2,869	227	64	-	*	-	*	40

Table 3.10 Number of Holders reporting Damaged Crop Area in Hectare by Category of Crops and Cause of Damage

Dire Dawa

Cause of damage	Damaged crop area by crop category (HA)							
	Holders	All crops	Cereals	Pulses	Oilseeds	Vegetables	Root crops	Permanent
All damage	14,112	3,629	418	144	*	*	*	202
Crop disease	-	-	-	-	-	-	-	-
Frost or floods	217	*	-	-	-	-	-	*
Locust	-	-	-	-	-	-	-	-
Shortage of rain	*	*	-	-	-	-	-	-
Too much rain	3,420	162	*	*	-	*	*	*
Wild animals	*	*	-	-	-	*	-	-
Birds	*	*	-	-	-	-	-	-
Hailstone	12,699	3,129	371	127	*	*	*	160
Pests	*	*	-	-	-	-	-	-
Weeds	3,956	282	*	*	*	-	*	29
Others	509	25	*	-	-	-	-	*

Table 4. Number of Holders by Type of Farm practice

Ethiopia

Farm Practice	Number of Holders Reporting
Crop rotation	10,660,581
Reasons for not participating in extension package	
Ignorance	1,435,095
Shotage of money	3,572,386
Suspicion on efficiency	899,507
Programs unavailable	1,945,467
Insufficient arable land	1,478,227
Others	4,107,392
Use of services	
Credit	3,500,661
Advisory	7,249,583
Reasons for not using credit service	
Service unavailable	1,642,729
Failure to pay the loan	3,608,264
Inadequate service	3,016,976
Ignorance	451,617
No return	255,575
Others	962,254
Reasons for not using advisory service	
Service unavailable	1,512,555
Inadequate service	3,056,724
Ignorance	1,046,538
No return	181,263
Others	391,412
Supplier of fertilizers	
Government	2,326,111
Private organizations	463,066
Traders	1,202,462
Others	983,834

Table 4.1 Number of Holders by Type of Farm practice

Tigray Region

Farm Practice	Number of Holders Reporting
Crop rotation	872,388
Reasons for not participating in extension package	
Ignorance	85,252
Shotage of money	217,999
Suspicion on efficiency	62,271
Programs unavailable	59,366
Insufficient arable land	82,252
Others	425,372
Use of services	
Credit	529,015
Advisory	781,804
Reasons for not using credit service	
Service unavailable	9,680
Failure to pay the loan	223,499
Inadequate service	26,212
Ignorance	19,160
No return	9,476
Others	115,468
Reasons for not using advisory service	
Service unavailable	40,356
Inadequate service	28,244
Ignorance	46,500
No return	6,507
Others	29,099
Supplier of fertilizers	
Government	304,373
Private organizations	49,728
Traders	6,738
Others	1,622

Table 4.1.1 Number of Holders by Type of Farm practice

North West Tigray

Farm Practice	Number of Holders Reporting
Crop rotation	160,060
Reasons for not participating in extension package	
Ignorance	12,222
Shotage of money	36,679
Suspicion on efficiency	10,880
Programs unavailable	*
Insufficient arable land	18,330
Others	86,177
Use of services	
Credit	109,340
Advisory	143,977
Reasons for not using credit service	
Service unavailable	*
Failure to pay the loan	46,632
Inadequate service	*
Ignorance	4,590
No return	*
Others	4,468
Reasons for not using advisory service	
Service unavailable	*
Inadequate service	4,502
Ignorance	13,002
No return	-
Others	3,349
Supplier of fertilizers	
Government	73,849
Private organizations	12,426
Traders	1,558
Others	*

Table 4.1.2 Number of Holders by Type of Farm practice

Central Tigray

Farm Practice	Number of Holders Reporting
Crop rotation	279,497
Reasons for not participating in extension package	
Ignorance	21,713
Shotage of money	65,909
Suspicion on efficiency	14,687
Programs unavailable	*
Insufficient arable land	21,984
Others	153,188
Use of services	
Credit	184,034
Advisory	249,115
Reasons for not using credit service	
Service unavailable	*
Failure to pay the loan	63,670
Inadequate service	5,801
Ignorance	*
No return	*
Others	30,310
Reasons for not using advisory service	
Service unavailable	14,945
Inadequate service	6,250
Ignorance	11,729
No return	*
Others	7,411
Supplier of fertilizers	
Government	128,913
Private organizations	14,346
Traders	*
Others	*

Table 4.1.3 Number of Holders by Type of Farm practice

East Tigray

Farm Practice	Number of Holders Reporting
Crop rotation	151,247
Reasons for not participating in extension package	
Ignorance	11,135
Shotage of money	59,205
Suspicion on efficiency	10,990
Programs unavailable	*
Insufficient arable land	12,788
Others	63,716
Use of services	
Credit	92,151
Advisory	146,119
Reasons for not using credit service	
Service unavailable	*
Failure to pay the loan	53,119
Inadequate service	1,663
Ignorance	1,639
No return	*
Others	17,172
Reasons for not using advisory service	
Service unavailable	*
Inadequate service	5,157
Ignorance	2,317
No return	1,443
Others	7,897
Supplier of fertilizers	
Government	31,068
Private organizations	9,735
Traders	2,235
Others	-

Table 4.1.4 Number of Holders by Type of Farm practice

South Tigray

Farm Practice	Number of Holders Reporting
Crop rotation	219,609
Reasons for not participating in extension package	
Ignorance	28,923
Shotage of money	49,377
Suspicion on efficiency	13,545
Programs unavailable	20,079
Insufficient arable land	20,725
Others	105,068
Use of services	
Credit	122,057
Advisory	196,716
Reasons for not using credit service	
Service unavailable	*
Failure to pay the loan	46,851
Inadequate service	3,150
Ignorance	3,843
No return	4,875
Others	56,351
Reasons for not using advisory service	
Service unavailable	13,798
Inadequate service	*
Ignorance	10,694
No return	2,829
Others	7,854
Supplier of fertilizers	
Government	67,474
Private organizations	13,220
Traders	*
Others	*

Table 4.1.5 Number of Holders by Type of Farm practice

Western Tigray

Farm Practice	Number of Holders Reporting
Crop rotation	61,975
Reasons for not participating in extension package	
Ignorance	11,259
Shotage of money	6,828
Suspicion on efficiency	12,169
Programs unavailable	11,720
Insufficient arable land	8,424
Others	17,224
Use of services	
Credit	21,434
Advisory	45,877
Reasons for not using credit service	
Service unavailable	6,056
Failure to pay the loan	13,227
Inadequate service	12,969
Ignorance	5,454
No return	1,317
Others	7,168
Reasons for not using advisory service	
Service unavailable	3,127
Inadequate service	6,508
Ignorance	8,758
No return	*
Others	2,589
Supplier of fertilizers	
Government	3,069
Private organizations	-
Traders	-
Others	-

Table 4..2 Number of Holders by Type of Farm practice

Afar Region

Farm Practice	Number of Holders Reporting
Crop rotation	6,986
Reasons for not participating in extension package	
Ignorance	2,490
Shotage of money	*
Suspicion on efficiency	482
Programs unavailable	15,326
Insufficient arable land	357
Others	29,480
Use of services	
Credit	*
Advisory	5,126
Reasons for not using credit service	
Service unavailable	45,752
Failure to pay the loan	739
Inadequate service	1,004
Ignorance	*
No return	*
Others	*
Reasons for not using advisory service	
Service unavailable	39,837
Inadequate service	1,538
Ignorance	1,499
No return	417
Others	*
Supplier of fertilizers	
Government	*
Private organizations	*
Traders	*
Others	-

Table 4.2.1 Number of Holders by Type of Farm practice

Zone 1

Farm Practice	Number of Holders Reporting
Crop rotation	2,586
Reasons for not participating in extension package	
Ignorance	1,868
Shotage of money	*
Suspicion on efficiency	*
Programs unavailable	10,326
Insufficient arable land	*
Others	11,784
Use of services	
Credit	*
Advisory	2,042
Reasons for not using credit service	
Service unavailable	22,224
Failure to pay the loan	*
Inadequate service	1,004
Ignorance	*
No return	*
Others	*
Reasons for not using advisory service	
Service unavailable	20,509
Inadequate service	831
Ignorance	*
No return	*
Others	*
Supplier of fertilizers	
Government	-
Private organizations	-
Traders	-
Others	-

Table 4.2.2 Number of Holders by Type of Farm practice

Zone 3

Farm Practice	Number of Holders Reporting
Crop rotation	4,400
Reasons for not participating in extension package	
Ignorance	*
Shotage of money	*
Suspicion on efficiency	*
Programs unavailable	5,001
Insufficient arable land	*
Others	17,696
Use of services	
Credit	*
Advisory	3,085
Reasons for not using credit service	
Service unavailable	23,528
Failure to pay the loan	*
Inadequate service	-
Ignorance	-
No return	*
Others	*
Reasons for not using advisory service	
Service unavailable	19,328
Inadequate service	*
Ignorance	*
No return	*
Others	*
Supplier of fertilizers	
Government	*
Private organizations	*
Traders	*
Others	-

Table 4.3 Number of Holders by Type of Farm practice

Amhara Region

Farm Practice	Number of Holders Reporting
Crop rotation	3,421,762
Reasons for not participating in extension package	
Ignorance	453,811
Shotage of money	875,375
Suspicion on efficiency	290,882
Programs unavailable	386,401
Insufficient arable land	232,325
Others	1,531,683
Use of services	
Credit	1,294,092
Advisory	2,812,298
Reasons for not using credit service	
Service unavailable	133,542
Failure to pay the loan	1,324,235
Inadequate service	310,021
Ignorance	142,380
No return	103,480
Others	462,726
Reasons for not using advisory service	
Service unavailable	175,192
Inadequate service	297,413
Ignorance	320,415
No return	52,338
Others	112,821
Supplier of fertilizers	
Government	620,133
Private organizations	145,493
Traders	173,318
Others	504,033

Table 4.3.1 Number of Holders by Type of Farm practice

North Gondar

Farm Practice	Number of Holders Reporting
Crop rotation	468,990
Reasons for not participating in extension package	
Ignorance	52,345
Shotage of money	142,926
Suspicion on efficiency	56,405
Programs unavailable	101,896
Insufficient arable land	28,491
Others	150,597
Use of services	
Credit	135,877
Advisory	331,092
Reasons for not using credit service	
Service unavailable	72,211
Failure to pay the loan	143,779
Inadequate service	90,471
Ignorance	21,501
No return	19,318
Others	49,503
Reasons for not using advisory service	
Service unavailable	64,059
Inadequate service	79,751
Ignorance	39,427
No return	3,799
Others	14,533
Supplier of fertilizers	
Government	81,742
Private organizations	3,866
Traders	25,513
Others	*

Table 4.3.2 Number of Holders by Type of Farm practice

South Gonder

Farm Practice	Number of Holders Reporting
Crop rotation	467,531
Reasons for not participating in extension package	
Ignorance	30,022
Shotage of money	164,813
Suspicion on efficiency	13,792
Programs unavailable	36,364
Insufficient arable land	16,811
Others	246,684
Use of services	
Credit	180,638
Advisory	407,925
Reasons for not using credit service	
Service unavailable	*
Failure to pay the loan	199,233
Inadequate service	37,916
Ignorance	9,470
No return	*
Others	56,614
Reasons for not using advisory service	
Service unavailable	27,729
Inadequate service	27,363
Ignorance	29,095
No return	*
Others	13,061
Supplier of fertilizers	
Government	136,112
Private organizations	5,964
Traders	24,421
Others	*

Table 4.3.3 Number of Holders by Type of Farm practice

North Wolo

Farm Practice	Number of Holders Reporting
Crop rotation	285,486
Reasons for not participating in extension package	
Ignorance	42,545
Shotage of money	98,106
Suspicion on efficiency	34,153
Programs unavailable	47,710
Insufficient arable land	23,303
Others	73,775
Use of services	
Credit	124,102
Advisory	235,250
Reasons for not using credit service	
Service unavailable	5,082
Failure to pay the loan	125,484
Inadequate service	16,999
Ignorance	10,151
No return	8,036
Others	29,737
Reasons for not using advisory service	
Service unavailable	*
Inadequate service	26,087
Ignorance	23,683
No return	2,117
Others	15,319
Supplier of fertilizers	
Government	28,242
Private organizations	*
Traders	*
Others	*

Table 4.3.4 Number of Holders by Type of Farm practice

South Wolo

Farm Practice	Number of Holders Reporting
Crop rotation	557,295
Reasons for not participating in extension package	
Ignorance	120,744
Shotage of money	180,505
Suspicion on efficiency	101,902
Programs unavailable	50,823
Insufficient arable land	43,976
Others	96,618
Use of services	
Credit	244,205
Advisory	470,767
Reasons for not using credit service	
Service unavailable	*
Failure to pay the loan	207,790
Inadequate service	48,326
Ignorance	7,976
No return	22,865
Others	62,185
Reasons for not using advisory service	
Service unavailable	7,854
Inadequate service	28,207
Ignorance	59,118
No return	12,711
Others	15,912
Supplier of fertilizers	
Government	141,854
Private organizations	*
Traders	9,047
Others	*

Table 4.3.5 Number of Holders by Type of Farm practice

North Shewa

Farm Practice	Number of Holders Reporting
Crop rotation	433,896
Reasons for not participating in extension package	
Ignorance	84,863
Shotage of money	110,621
Suspicion on efficiency	47,848
Programs unavailable	32,520
Insufficient arable land	32,686
Others	162,607
Use of services	
Credit	160,864
Advisory	333,610
Reasons for not using credit service	
Service unavailable	*
Failure to pay the loan	197,404
Inadequate service	10,386
Ignorance	27,914
No return	18,507
Others	48,482
Reasons for not using advisory service	
Service unavailable	13,431
Inadequate service	39,299
Ignorance	58,817
No return	*
Others	12,034
Supplier of fertilizers	
Government	44,602
Private organizations	72,104
Traders	41,496
Others	*

Table 4.3.6 Number of Holders by Type of Farm practice

East Gojjam

Farm Practice	Number of Holders Reporting
Crop rotation	435,609
Reasons for not participating in extension package	
Ignorance	43,908
Shotage of money	84,800
Suspicion on efficiency	8,206
Programs unavailable	57,620
Insufficient arable land	37,259
Others	247,535
Use of services	
Credit	146,450
Advisory	339,276
Reasons for not using credit service	
Service unavailable	*
Failure to pay the loan	187,523
Inadequate service	27,537
Ignorance	19,092
No return	9,900
Others	84,552
Reasons for not using advisory service	
Service unavailable	16,780
Inadequate service	40,891
Ignorance	51,752
No return	10,904
Others	19,726
Supplier of fertilizers	
Government	68,404
Private organizations	*
Traders	7,383
Others	197,983

Table 4.3.7 Number of Holders by Type of Farm practice

West Gojjam

Farm Practice	Number of Holders Reporting
Crop rotation	426,889
Reasons for not participating in extension package	
Ignorance	23,522
Shotage of money	38,577
Suspicion on efficiency	4,052
Programs unavailable	*
Insufficient arable land	15,858
Others	392,153
Use of services	
Credit	159,304
Advisory	392,363
Reasons for not using credit service	
Service unavailable	*
Failure to pay the loan	149,378
Inadequate service	29,259
Ignorance	35,400
No return	9,287
Others	80,015
Reasons for not using advisory service	
Service unavailable	*
Inadequate service	15,750
Ignorance	36,220
No return	*
Others	12,701
Supplier of fertilizers	
Government	80,056
Private organizations	*
Traders	45,937
Others	210,268

Table 4.3.8 Number of Holders by Type of Farm practice

Waghamera

Farm Practice	Number of Holders Reporting
Crop rotation	88,531
Reasons for not participating in extension package	
Ignorance	19,136
Shotage of money	14,600
Suspicion on efficiency	10,400
Programs unavailable	31,979
Insufficient arable land	8,669
Others	7,331
Use of services	
Credit	41,766
Advisory	75,522
Reasons for not using credit service	
Service unavailable	*
Failure to pay the loan	28,669
Inadequate service	10,314
Ignorance	1,844
No return	1,293
Others	3,883
Reasons for not using advisory service	
Service unavailable	1,565
Inadequate service	7,042
Ignorance	5,384
No return	*
Others	1,267
Supplier of fertilizers	
Government	*
Private organizations	-
Traders	-
Others	-

Table 4.3.9 Number of Holders by Type of Farm practice

Awi

Farm Practice	Number of Holders Reporting
Crop rotation	182,226
Reasons for not participating in extension package	
Ignorance	6,712
Shotage of money	27,308
Suspicion on efficiency	*
Programs unavailable	5,891
Insufficient arable land	13,417
Others	139,463
Use of services	
Credit	78,650
Advisory	167,438
Reasons for not using credit service	
Service unavailable	*
Failure to pay the loan	54,318
Inadequate service	16,989
Ignorance	4,784
No return	3,682
Others	35,640
Reasons for not using advisory service	
Service unavailable	*
Inadequate service	13,277
Ignorance	5,786
No return	*
Others	6,831
Supplier of fertilizers	
Government	38,099
Private organizations	*
Traders	15,216
Others	70,893

Table 4.3.10 Number of Holders by Type of Farm practice

Oromia Zone

Farm Practice	Number of Holders Reporting
Crop rotation	69,395
Reasons for not participating in extension package	
Ignorance	28,579
Shotage of money	12,994
Suspicion on efficiency	7,812
Programs unavailable	12,341
Insufficient arable land	11,562
Others	14,528
Use of services	
Credit	20,260
Advisory	54,139
Reasons for not using credit service	
Service unavailable	927
Failure to pay the loan	29,535
Inadequate service	18,968
Ignorance	*
No return	1,887
Others	12,069
Reasons for not using advisory service	
Service unavailable	1,693
Inadequate service	18,876
Ignorance	10,932
No return	*
Others	1,406
Supplier of fertilizers	
Government	*
Private organizations	-
Traders	*
Others	-

Table 4.3.11 Number of Holders by Type of Farm practice

Argoba Special

Farm Practice	Number of Holders Reporting
Crop rotation	5,915
Reasons for not participating in extension package	
Ignorance	1,435
Shotage of money	125
Suspicion on efficiency	1,154
Programs unavailable	2,797
Insufficient arable land	293
Others	393
Use of services	
Credit	1,977
Advisory	4,916
Reasons for not using credit service	
Service unavailable	*
Failure to pay the loan	1,122
Inadequate service	2,855
Ignorance	79
No return	*
Others	*
Reasons for not using advisory service	
Service unavailable	145
Inadequate service	871
Ignorance	202
No return	*
Others	*
Supplier of fertilizers	
Government	-
Private organizations	-
Traders	-
Others	-

Table 4.4 Number of Holders by Type of Farm practice

Oromia Region

Farm Practice	Number of Holders Reporting
Crop rotation	4,236,226
Reasons for not participating in extension package	
Ignorance	534,255
Shotage of money	1,501,734
Suspicion on efficiency	332,088
Programs unavailable	943,756
Insufficient arable land	606,808
Others	1,502,743
Use of services	
Credit	1,191,810
Advisory	2,374,912
Reasons for not using credit service	
Service unavailable	813,717
Failure to pay the loan	1,129,669
Inadequate service	1,719,767
Ignorance	172,038
No return	87,348
Others	307,034
Reasons for not using advisory service	
Service unavailable	737,399
Inadequate service	1,634,079
Ignorance	408,177
No return	70,831
Others	195,986
Supplier of fertilizers	
Government	924,892
Private organizations	219,757
Traders	496,451
Others	473,618

Table 4.4.1 Number of Holders by Type of Farm practice

West Welega

Farm Practice	Number of Holders Reporting
Crop rotation	247,957
Reasons for not participating in extension package	
Ignorance	8,017
Shotage of money	131,648
Suspicion on efficiency	21,920
Programs unavailable	*
Insufficient arable land	31,729
Others	86,884
Use of services	
Credit	35,327
Advisory	160,706
Reasons for not using credit service	
Service unavailable	64,001
Failure to pay the loan	101,493
Inadequate service	63,752
Ignorance	10,625
No return	10,604
Others	10,695
Reasons for not using advisory service	
Service unavailable	16,452
Inadequate service	52,328
Ignorance	45,178
No return	8,363
Others	*
Supplier of fertilizers	
Government	73,796
Private organizations	27,582
Traders	13,371
Others	-

Table 4.4.2 Number of Holders by Type of Farm practice

East Welega

Farm Practice	Number of Holders Reporting
Crop rotation	227,271
Reasons for not participating in extension package	
Ignorance	21,349
Shotage of money	105,225
Suspicion on efficiency	31,026
Programs unavailable	4,898
Insufficient arable land	16,441
Others	63,798
Use of services	
Credit	68,501
Advisory	119,861
Reasons for not using credit service	
Service unavailable	18,908
Failure to pay the loan	83,027
Inadequate service	46,483
Ignorance	8,692
No return	5,308
Others	11,820
Reasons for not using advisory service	
Service unavailable	15,793
Inadequate service	53,920
Ignorance	33,416
No return	6,418
Others	13,330
Supplier of fertilizers	
Government	78,574
Private organizations	*
Traders	12,939
Others	*

Table 4.4.3 Number of Holders by Type of Farm practice

Illubabor

Farm Practice	Number of Holders Reporting
Crop rotation	229,978
Reasons for not participating in extension package	
Ignorance	24,344
Shotage of money	118,920
Suspicion on efficiency	10,578
Programs unavailable	38,762
Insufficient arable land	36,725
Others	58,392
Use of services	
Credit	27,373
Advisory	146,835
Reasons for not using credit service	
Service unavailable	67,108
Failure to pay the loan	77,187
Inadequate service	84,546
Ignorance	9,788
No return	4,624
Others	17,097
Reasons for not using advisory service	
Service unavailable	21,910
Inadequate service	92,699
Ignorance	20,214
No return	*
Others	4,347
Supplier of fertilizers	
Government	32,097
Private organizations	*
Traders	*
Others	*

Table 4.4.4 Number of Holders by Type of Farm practice

Jimma

Farm Practice	Number of Holders Reporting
Crop rotation	531,255
Reasons for not participating in extension package	
Ignorance	20,292
Shotage of money	138,141
Suspicion on efficiency	32,257
Programs unavailable	149,095
Insufficient arable land	58,418
Others	184,112
Use of services	
Credit	90,419
Advisory	226,388
Reasons for not using credit service	
Service unavailable	130,140
Failure to pay the loan	127,010
Inadequate service	194,055
Ignorance	*
No return	*
Others	25,205
Reasons for not using advisory service	
Service unavailable	128,720
Inadequate service	181,957
Ignorance	14,146
No return	*
Others	29,939
Supplier of fertilizers	
Government	136,327
Private organizations	34,506
Traders	27,208
Others	-

Table 4.4.5 Number of Holders by Type of Farm practice

West Shewa

Farm Practice	Number of Holders Reporting
Crop rotation	448,339
Reasons for not participating in extension package	
Ignorance	41,360
Shotage of money	122,005
Suspicion on efficiency	17,608
Programs unavailable	109,705
Insufficient arable land	71,323
Others	125,671
Use of services	
Credit	169,159
Advisory	204,154
Reasons for not using credit service	
Service unavailable	80,874
Failure to pay the loan	91,365
Inadequate service	108,200
Ignorance	11,105
No return	5,359
Others	21,610
Reasons for not using advisory service	
Service unavailable	97,783
Inadequate service	121,156
Ignorance	32,002
No return	*
Others	29,198
Supplier of fertilizers	
Government	99,612
Private organizations	*
Traders	44,077
Others	148,052

Table 4.4.6 Number of Holders by Type of Farm practice

North Shewa

Farm Practice	Number of Holders Reporting
Crop rotation	293,213
Reasons for not participating in extension package	
Ignorance	44,199
Shotage of money	64,117
Suspicion on efficiency	18,202
Programs unavailable	73,580
Insufficient arable land	32,988
Others	87,918
Use of services	
Credit	84,430
Advisory	160,993
Reasons for not using credit service	
Service unavailable	26,971
Failure to pay the loan	61,319
Inadequate service	89,167
Ignorance	26,804
No return	*
Others	26,842
Reasons for not using advisory service	
Service unavailable	37,324
Inadequate service	84,934
Ignorance	19,911
No return	*
Others	12,940
Supplier of fertilizers	
Government	62,439
Private organizations	*
Traders	*
Others	42,925

Table 4.4.7 Number of Holders by Type of Farm practice

East Shewa

Farm Practice	Number of Holders Reporting
Crop rotation	235,148
Reasons for not participating in extension package	
Ignorance	34,804
Shotage of money	60,618
Suspicion on efficiency	12,955
Programs unavailable	45,295
Insufficient arable land	34,408
Others	96,058
Use of services	
Credit	110,065
Advisory	157,634
Reasons for not using credit service	
Service unavailable	56,495
Failure to pay the loan	36,862
Inadequate service	51,707
Ignorance	7,268
No return	*
Others	13,961
Reasons for not using advisory service	
Service unavailable	36,624
Inadequate service	54,777
Ignorance	20,274
No return	1,496
Others	13,332
Supplier of fertilizers	
Government	79,481
Private organizations	19,658
Traders	43,542
Others	28,908

Table 4.4.8 Number of Holders by Type of Farm practice

Arsi

Farm Practice	Number of Holders Reporting
Crop rotation	439,502
Reasons for not participating in extension package	
Ignorance	58,107
Shotage of money	125,362
Suspicion on efficiency	44,388
Programs unavailable	92,690
Insufficient arable land	82,990
Others	98,183
Use of services	
Credit	174,589
Advisory	279,823
Reasons for not using credit service	
Service unavailable	33,666
Failure to pay the loan	140,289
Inadequate service	102,046
Ignorance	13,928
No return	3,541
Others	33,662
Reasons for not using advisory service	
Service unavailable	50,852
Inadequate service	107,318
Ignorance	40,305
No return	*
Others	17,647
Supplier of fertilizers	
Government	84,201
Private organizations	12,469
Traders	79,677
Others	112,996

Table 4.4.9 Number of Holders by Type of Farm practice

West Harerge

Farm Practice	Number of Holders Reporting
Crop rotation	205,319
Reasons for not participating in extension package	
Ignorance	41,129
Shotage of money	104,571
Suspicion on efficiency	24,167
Programs unavailable	45,186
Insufficient arable land	35,923
Others	97,605
Use of services	
Credit	45,037
Advisory	85,933
Reasons for not using credit service	
Service unavailable	12,121
Failure to pay the loan	19,654
Inadequate service	244,321
Ignorance	1,459
No return	*
Others	24,887
Reasons for not using advisory service	
Service unavailable	31,394
Inadequate service	209,736
Ignorance	14,838
No return	*
Others	5,213
Supplier of fertilizers	
Government	13,391
Private organizations	*
Traders	20,726
Others	*

Table 4.4.10 Number of Holders by Type of Farm practice

East Harerge

Farm Practice	Number of Holders Reporting
Crop rotation	188,843
Reasons for not participating in extension package	
Ignorance	51,335
Shotage of money	183,044
Suspicion on efficiency	35,604
Programs unavailable	26,527
Insufficient arable land	40,394
Others	136,239
Use of services	
Credit	65,690
Advisory	163,411
Reasons for not using credit service	
Service unavailable	*
Failure to pay the loan	68,261
Inadequate service	281,716
Ignorance	10,135
No return	*
Others	29,604
Reasons for not using advisory service	
Service unavailable	6,721
Inadequate service	250,833
Ignorance	32,239
No return	9,060
Others	*
Supplier of fertilizers	
Government	12,010
Private organizations	21,569
Traders	75,818
Others	*

Table 4.4.11 Number of Holders by Type of Farm practice

Bale

Farm Practice	Number of Holders Reporting
Crop rotation	259,590
Reasons for not participating in extension package	
Ignorance	52,844
Shotage of money	45,368
Suspicion on efficiency	28,451
Programs unavailable	60,130
Insufficient arable land	10,410
Others	117,616
Use of services	
Credit	55,959
Advisory	164,810
Reasons for not using credit service	
Service unavailable	35,534
Failure to pay the loan	69,460
Inadequate service	111,195
Ignorance	10,312
No return	10,043
Others	22,316
Reasons for not using advisory service	
Service unavailable	41,043
Inadequate service	70,761
Ignorance	27,240
No return	*
Others	5,853
Supplier of fertilizers	
Government	23,047
Private organizations	19,060
Traders	15,150
Others	13,990

Table 4.4.12 Number of Holders by Type of Farm practice

Borena

Farm Practice	Number of Holders Reporting
Crop rotation	61,633
Reasons for not participating in extension package	
Ignorance	20,832
Shotage of money	13,231
Suspicion on efficiency	13,261
Programs unavailable	61,334
Insufficient arable land	16,674
Others	33,479
Use of services	
Credit	10,094
Advisory	16,848
Reasons for not using credit service	
Service unavailable	69,259
Failure to pay the loan	7,147
Inadequate service	64,526
Ignorance	4,458
No return	*
Others	2,461
Reasons for not using advisory service	
Service unavailable	63,942
Inadequate service	69,785
Ignorance	6,891
No return	*
Others	950
Supplier of fertilizers	
Government	*
Private organizations	*
Traders	*
Others	-

Table 4.4.13 Number of Holders by Type of Farm practice

South West Shewa

Farm Practice	Number of Holders Reporting
Crop rotation	232,820
Reasons for not participating in extension package	
Ignorance	27,805
Shotage of money	60,535
Suspicion on efficiency	10,274
Programs unavailable	47,818
Insufficient arable land	42,564
Others	65,556
Use of services	
Credit	91,735
Advisory	112,772
Reasons for not using credit service	
Service unavailable	27,908
Failure to pay the loan	68,544
Inadequate service	33,869
Ignorance	9,106
No return	4,480
Others	18,909
Reasons for not using advisory service	
Service unavailable	31,659
Inadequate service	62,889
Ignorance	28,590
No return	4,281
Others	14,361
Supplier of fertilizers	
Government	71,500
Private organizations	1,995
Traders	22,855
Others	99,309

Table 4.4.14 Number of Holders by Type of Farm practice

Guji

Farm Practice	Number of Holders Reporting
Crop rotation	82,890
Reasons for not participating in extension package	
Ignorance	41,751
Shotage of money	21,099
Suspicion on efficiency	10,006
Programs unavailable	75,507
Insufficient arable land	15,110
Others	34,021
Use of services	
Credit	21,294
Advisory	25,966
Reasons for not using credit service	
Service unavailable	65,452
Failure to pay the loan	27,477
Inadequate service	59,449
Ignorance	12,871
No return	2,076
Others	8,875
Reasons for not using advisory service	
Service unavailable	63,978
Inadequate service	75,880
Ignorance	20,061
No return	2,738
Others	*
Supplier of fertilizers	
Government	7,398
Private organizations	*
Traders	3,131
Others	*

Table 4.4.15 Number of Holders by Type of Farm practice

Kelem

Farm Practice	Number of Holders Reporting
Crop rotation	150,787
Reasons for not participating in extension package	
Ignorance	11,181
Shotage of money	73,274
Suspicion on efficiency	7,553
Programs unavailable	*
Insufficient arable land	31,889
Others	41,569
Use of services	
Credit	23,771
Advisory	75,253
Reasons for not using credit service	
Service unavailable	24,372
Failure to pay the loan	53,108
Inadequate service	40,137
Ignorance	13,630
No return	7,041
Others	11,331
Reasons for not using advisory service	
Service unavailable	18,516
Inadequate service	43,198
Ignorance	24,331
No return	5,748
Others	6,344
Supplier of fertilizers	
Government	21,331
Private organizations	5,246
Traders	2,885
Others	*

Table 4.4.16 Number of Holders by Type of Farm practice

Horoguduru

Farm Practice	Number of Holders Reporting
Crop rotation	113,948
Reasons for not participating in extension package	
Ignorance	1,349
Shotage of money	46,366
Suspicion on efficiency	3,902
Programs unavailable	3,912
Insufficient arable land	9,890
Others	60,990
Use of services	
Credit	33,093
Advisory	84,049
Reasons for not using credit service	
Service unavailable	26,802
Failure to pay the loan	27,188
Inadequate service	27,789
Ignorance	2,033
No return	1,083
Others	8,420
Reasons for not using advisory service	
Service unavailable	9,526
Inadequate service	21,423
Ignorance	4,953
No return	646
Others	5,811
Supplier of fertilizers	
Government	63,198
Private organizations	10,714
Traders	10,140
Others	*

Table 4.4.17 Number of Holders by Type of Farm practice

West Arsi

Farm Practice	Number of Holders Reporting
Crop rotation	287,732
Reasons for not participating in extension package	
Ignorance	33,558
Shotage of money	88,209
Suspicion on efficiency	9,934
Programs unavailable	85,094
Insufficient arable land	38,931
Others	114,652
Use of services	
Credit	85,273
Advisory	189,477
Reasons for not using credit service	
Service unavailable	57,791
Failure to pay the loan	70,280
Inadequate service	116,808
Ignorance	10,969
No return	9,917
Others	19,341
Reasons for not using advisory service	
Service unavailable	65,160
Inadequate service	80,485
Ignorance	23,589
No return	*
Others	*
Supplier of fertilizers	
Government	66,296
Private organizations	23,419
Traders	112,389
Others	*

Table 4.5 Number of Holders by Type of Farm practice

Somalie Region

Farm Practice	Number of Holders Reporting
Crop rotation	52,508
Reasons for not participating in extension package	
Ignorance	3,762
Shotage of money	*
Suspicion on efficiency	*
Programs unavailable	93,024
Insufficient arable land	*
Others	46,573
Use of services	
Credit	1,690
Advisory	1,626
Reasons for not using credit service	
Service unavailable	143,727
Failure to pay the loan	*
Inadequate service	*
Ignorance	*
No return	*
Others	*
Reasons for not using advisory service	
Service unavailable	140,345
Inadequate service	4,369
Ignorance	*
No return	*
Others	*
Supplier of fertilizers	
Government	*
Private organizations	-
Traders	*
Others	-

Table 4.5.1 Number of Holders by Type of Farm practice

Shinele

Farm Practice	Number of Holders Reporting
Crop rotation	2,243
Reasons for not participating in extension package	
Ignorance	737
Shotage of money	*
Suspicion on efficiency	*
Programs unavailable	4,117
Insufficient arable land	-
Others	15,324
Use of services	
Credit	*
Advisory	*
Reasons for not using credit service	
Service unavailable	20,302
Failure to pay the loan	-
Inadequate service	-
Ignorance	-
No return	-
Others	-
Reasons for not using advisory service	
Service unavailable	18,503
Inadequate service	*
Ignorance	*
No return	*
Others	*
Supplier of fertilizers	
Government	*
Private organizations	-
Traders	-
Others	-

Table 4.5.2 Number of Holders by Type of Farm practice

Jijiga

Farm Practice	Number of Holders Reporting
Crop rotation	43,757
Reasons for not participating in extension package	
Ignorance	*
Shotage of money	*
Suspicion on efficiency	-
Programs unavailable	75,859
Insufficient arable land	-
Others	12,532
Use of services	
Credit	*
Advisory	*
Reasons for not using credit service	
Service unavailable	90,580
Failure to pay the loan	*
Inadequate service	-
Ignorance	-
No return	*
Others	*
Reasons for not using advisory service	
Service unavailable	90,017
Inadequate service	*
Ignorance	-
No return	-
Others	-
Supplier of fertilizers	
Government	*
Private organizations	-
Traders	*
Others	-

Table 4.5.3 Number of Holders by Type of Farm practice

Liben

Farm Practice	Number of Holders Reporting
Crop rotation	6,508
Reasons for not participating in extension package	
Ignorance	*
Shotage of money	*
Suspicion on efficiency	-
Programs unavailable	13,048
Insufficient arable land	*
Others	18,718
Use of services	
Credit	*
Advisory	*
Reasons for not using credit service	
Service unavailable	32,845
Failure to pay the loan	*
Inadequate service	*
Ignorance	*
No return	-
Others	-
Reasons for not using advisory service	
Service unavailable	31,825
Inadequate service	*
Ignorance	*
No return	-
Others	*
Supplier of fertilizers	
Government	-
Private organizations	-
Traders	-
Others	-

Table 4.6 Number of Holders by Type of Farm practice

Benishangul – Gumuz Region

Farm Practice	Number of Holders Reporting
Crop rotation	127,866
Reasons for not participating in extension package	
Ignorance	14,858
Shotage of money	61,492
Suspicion on efficiency	8,448
Programs unavailable	47,187
Insufficient arable land	7,034
Others	17,263
Use of services	
Credit	17,620
Advisory	76,148
Reasons for not using credit service	
Service unavailable	35,140
Failure to pay the loan	59,620
Inadequate service	26,294
Ignorance	5,955
No return	5,095
Others	6,557
Reasons for not using advisory service	
Service unavailable	36,553
Inadequate service	31,132
Ignorance	8,678
No return	1,982
Others	1,791
Supplier of fertilizers	
Government	7,934
Private organizations	3,909
Traders	5,477
Others	*

Table 4.6.1 Number of Holders by Type of Farm practice

Metekel

Farm Practice	Number of Holders Reporting
Crop rotation	53,879
Reasons for not participating in extension package	
Ignorance	8,668
Shotage of money	11,861
Suspicion on efficiency	2,004
Programs unavailable	22,193
Insufficient arable land	3,448
Others	7,575
Use of services	
Credit	5,053
Advisory	21,339
Reasons for not using credit service	
Service unavailable	20,187
Failure to pay the loan	16,876
Inadequate service	4,501
Ignorance	3,961
No return	*
Others	2,912
Reasons for not using advisory service	
Service unavailable	20,813
Inadequate service	10,111
Ignorance	2,450
No return	*
Others	*
Supplier of fertilizers	
Government	6,439
Private organizations	2,916
Traders	2,293
Others	*

Table 4.6.2 Number of Holders by Type of Farm practice

Asosa

Farm Practice	Number of Holders Reporting
Crop rotation	43,609
Reasons for not participating in extension package	
Ignorance	4,434
Shotage of money	35,638
Suspicion on efficiency	5,511
Programs unavailable	10,038
Insufficient arable land	2,278
Others	4,010
Use of services	
Credit	7,916
Advisory	38,525
Reasons for not using credit service	
Service unavailable	*
Failure to pay the loan	35,075
Inadequate service	7,845
Ignorance	1,220
No return	*
Others	1,814
Reasons for not using advisory service	
Service unavailable	*
Inadequate service	15,575
Ignorance	4,724
No return	*
Others	1,016
Supplier of fertilizers	
Government	*
Private organizations	612
Traders	1,730
Others	*

Table 4.6.3 Number of Holders by Type of Farm practice

Kemashi

Farm Practice	Number of Holders Reporting
Crop rotation	16,603
Reasons for not participating in extension package	
Ignorance	*
Shotage of money	8,478
Suspicion on efficiency	457
Programs unavailable	11,540
Insufficient arable land	*
Others	2,452
Use of services	
Credit	*
Advisory	10,609
Reasons for not using credit service	
Service unavailable	6,395
Failure to pay the loan	2,583
Inadequate service	11,151
Ignorance	*
No return	*
Others	*
Reasons for not using advisory service	
Service unavailable	10,645
Inadequate service	*
Ignorance	*
No return	-
Others	-
Supplier of fertilizers	
Government	*
Private organizations	*
Traders	*
Others	-

Table 4.6.4 Number of Holders by Type of Farm practice

Pawe Special

Farm Practice	Number of Holders Reporting
Crop rotation	5,265
Reasons for not participating in extension package	
Ignorance	399
Shotage of money	1,771
Suspicion on efficiency	315
Programs unavailable	603
Insufficient arable land	859
Others	1,666
Use of services	
Credit	1,311
Advisory	2,838
Reasons for not using credit service	
Service unavailable	*
Failure to pay the loan	2,083
Inadequate service	571
Ignorance	137
No return	177
Others	1,247
Reasons for not using advisory service	
Service unavailable	726
Inadequate service	1,525
Ignorance	404
No return	94
Others	*
Supplier of fertilizers	
Government	171
Private organizations	*
Traders	1,194
Others	*

Table 4.6.5 Number of Holders by Type of Farm practice

Mao Komo

Farm Practice	Number of Holders Reporting
Crop rotation	8,509
Reasons for not participating in extension package	
Ignorance	695
Shotage of money	3,744
Suspicion on efficiency	160
Programs unavailable	2,813
Insufficient arable land	185
Others	1,560
Use of services	
Credit	408
Advisory	2,837
Reasons for not using credit service	
Service unavailable	2,923
Failure to pay the loan	3,003
Inadequate service	2,226
Ignorance	*
No return	*
Others	323
Reasons for not using advisory service	
Service unavailable	3,342
Inadequate service	1,407
Ignorance	1,014
No return	*
Others	539
Supplier of fertilizers	
Government	108
Private organizations	-
Traders	-
Others	-

Table 4.7 Number of Holders by Type of Farm practice

S.N.N.P. Region

Farm Practice	Number of Holders Reporting
Crop rotation	1,925,320
Reasons for not participating in extension package	
Ignorance	334,161
Shotage of money	904,675
Suspicion on efficiency	203,443
Programs unavailable	355,532
Insufficient arable land	546,887
Others	543,800
Use of services	
Credit	460,685
Advisory	1,191,121
Reasons for not using credit service	
Service unavailable	419,504
Failure to pay the loan	865,645
Inadequate service	916,055
Ignorance	109,656
No return	49,289
Others	67,664
Reasons for not using advisory service	
Service unavailable	300,044
Inadequate service	1,039,607
Ignorance	258,017
No return	48,721
Others	50,988
Supplier of fertilizers	
Government	467,128
Private organizations	43,877
Traders	510,819
Others	2,636

Table 4.7.1 Number of Holders by Type of Farm practice

Gurage

Farm Practice	Number of Holders Reporting
Crop rotation	261,696
Reasons for not participating in extension package	
Ignorance	40,373
Shotage of money	94,716
Suspicion on efficiency	20,482
Programs unavailable	42,658
Insufficient arable land	58,315
Others	63,220
Use of services	
Credit	83,283
Advisory	144,847
Reasons for not using credit service	
Service unavailable	54,869
Failure to pay the loan	124,946
Inadequate service	30,700
Ignorance	14,189
No return	4,303
Others	7,475
Reasons for not using advisory service	
Service unavailable	43,945
Inadequate service	84,951
Ignorance	38,088
No return	*
Others	2,525
Supplier of fertilizers	
Government	102,966
Private organizations	8,329
Traders	61,729
Others	*

Table 4.7.2 Number of Holders by Type of Farm practice

Hadiya

Farm Practice	Number of Holders Reporting
Crop rotation	236,972
Reasons for not participating in extension package	
Ignorance	46,088
Shotage of money	72,489
Suspicion on efficiency	3,693
Programs unavailable	27,967
Insufficient arable land	26,755
Others	68,368
Use of services	
Credit	88,412
Advisory	122,117
Reasons for not using credit service	
Service unavailable	29,350
Failure to pay the loan	59,257
Inadequate service	53,364
Ignorance	8,459
No return	*
Others	*
Reasons for not using advisory service	
Service unavailable	18,439
Inadequate service	74,523
Ignorance	28,193
No return	*
Others	*
Supplier of fertilizers	
Government	109,482
Private organizations	*
Traders	83,684
Others	*

Table 4.7.3 Number of Holders by Type of Farm practice

Kembata – Tembaro

Farm Practice	Number of Holders Reporting
Crop rotation	106,685
Reasons for not participating in extension package	
Ignorance	6,382
Shotage of money	48,222
Suspicion on efficiency	1,136
Programs unavailable	*
Insufficient arable land	15,477
Others	33,867
Use of services	
Credit	30,578
Advisory	57,324
Reasons for not using credit service	
Service unavailable	*
Failure to pay the loan	28,425
Inadequate service	46,966
Ignorance	1,231
No return	*
Others	*
Reasons for not using advisory service	
Service unavailable	8,810
Inadequate service	40,546
Ignorance	2,854
No return	-
Others	*
Supplier of fertilizers	
Government	19,473
Private organizations	*
Traders	63,663
Others	-

Table 4.7.4 Number of Holders by Type of Farm practice

Sidama

Farm Practice	Number of Holders Reporting
Crop rotation	157,208
Reasons for not participating in extension package	
Ignorance	63,289
Shotage of money	161,022
Suspicion on efficiency	31,844
Programs unavailable	94,841
Insufficient arable land	143,035
Others	126,193
Use of services	
Credit	15,529
Advisory	125,981
Reasons for not using credit service	
Service unavailable	61,536
Failure to pay the loan	194,063
Inadequate service	306,565
Ignorance	16,111
No return	7,648
Others	18,773
Reasons for not using advisory service	
Service unavailable	68,343
Inadequate service	372,566
Ignorance	30,463
No return	11,193
Others	11,679
Supplier of fertilizers	
Government	61,281
Private organizations	*
Traders	145,360
Others	*

Table 4.7.5 Number of Holders by Type of Farm practice

Gedio

Farm Practice	Number of Holders Reporting
Crop rotation	33,125
Reasons for not participating in extension package	
Ignorance	9,777
Shotage of money	20,777
Suspicion on efficiency	13,038
Programs unavailable	2,413
Insufficient arable land	80,742
Others	24,438
Use of services	
Credit	9,889
Advisory	30,072
Reasons for not using credit service	
Service unavailable	*
Failure to pay the loan	27,530
Inadequate service	100,544
Ignorance	*
No return	1,959
Others	3,142
Reasons for not using advisory service	
Service unavailable	*
Inadequate service	102,942
Ignorance	11,358
No return	*
Others	*
Supplier of fertilizers	
Government	*
Private organizations	-
Traders	-
Others	-

Table 4.7.6 Number of Holders by Type of Farm practice

Wolayita

Farm Practice	Number of Holders Reporting
Crop rotation	186,815
Reasons for not participating in extension package	
Ignorance	11,183
Shotage of money	72,063
Suspicion on efficiency	7,641
Programs unavailable	5,654
Insufficient arable land	64,267
Others	47,669
Use of services	
Credit	28,482
Advisory	112,503
Reasons for not using credit service	
Service unavailable	4,155
Failure to pay the loan	86,650
Inadequate service	66,948
Ignorance	14,181
No return	3,035
Others	5,024
Reasons for not using advisory service	
Service unavailable	*
Inadequate service	48,524
Ignorance	28,539
No return	*
Others	*
Supplier of fertilizers	
Government	21,258
Private organizations	*
Traders	88,672
Others	-

Table 4.7.7 Number of Holders by Type of Farm practice

South Omo

Farm Practice	Number of Holders Reporting
Crop rotation	41,886
Reasons for not participating in extension package	
Ignorance	19,448
Shotage of money	14,562
Suspicion on efficiency	8,819
Programs unavailable	25,698
Insufficient arable land	3,251
Others	9,064
Use of services	
Credit	2,003
Advisory	31,703
Reasons for not using credit service	
Service unavailable	38,852
Failure to pay the loan	10,470
Inadequate service	25,308
Ignorance	2,835
No return	*
Others	1,267
Reasons for not using advisory service	
Service unavailable	21,148
Inadequate service	22,371
Ignorance	3,772
No return	*
Others	*
Supplier of fertilizers	
Government	514
Private organizations	-
Traders	-
Others	-

Table 4.7.8 Number of Holders by Type of Farm practice

Sheka

Farm Practice	Number of Holders Reporting
Crop rotation	24,605
Reasons for not participating in extension package	
Ignorance	6,728
Shotage of money	7,399
Suspicion on efficiency	5,437
Programs unavailable	1,130
Insufficient arable land	14,308
Others	8,111
Use of services	
Credit	4,274
Advisory	22,595
Reasons for not using credit service	
Service unavailable	*
Failure to pay the loan	10,495
Inadequate service	17,695
Ignorance	2,344
No return	1,525
Others	2,704
Reasons for not using advisory service	
Service unavailable	*
Inadequate service	15,944
Ignorance	3,378
No return	*
Others	780
Supplier of fertilizers	
Government	-
Private organizations	-
Traders	-
Others	-

Table 4.7.9 Number of Holders by Type of Farm practice

Keffa

Farm Practice	Number of Holders Reporting
Crop rotation	172,356
Reasons for not participating in extension package	
Ignorance	16,743
Shotage of money	51,834
Suspicion on efficiency	30,062
Programs unavailable	26,672
Insufficient arable land	35,368
Others	29,293
Use of services	
Credit	18,052
Advisory	109,953
Reasons for not using credit service	
Service unavailable	32,518
Failure to pay the loan	60,247
Inadequate service	51,496
Ignorance	8,679
No return	10,386
Others	8,592
Reasons for not using advisory service	
Service unavailable	17,609
Inadequate service	38,971
Ignorance	12,488
No return	*
Others	4,322
Supplier of fertilizers	
Government	7,901
Private organizations	*
Traders	-
Others	-

Table 4.7.10 Number of Holders by Type of Farm practice

Gamo Gofa

Farm Practice	Number of Holders Reporting
Crop rotation	193,331
Reasons for not participating in extension package	
Ignorance	33,511
Shotage of money	140,183
Suspicion on efficiency	29,798
Programs unavailable	38,702
Insufficient arable land	26,717
Others	28,320
Use of services	
Credit	50,205
Advisory	138,852
Reasons for not using credit service	
Service unavailable	68,378
Failure to pay the loan	74,624
Inadequate service	83,740
Ignorance	7,068
No return	*
Others	*
Reasons for not using advisory service	
Service unavailable	32,838
Inadequate service	79,646
Ignorance	30,946
No return	*
Others	*
Supplier of fertilizers	
Government	4,359
Private organizations	*
Traders	*
Others	-

Table 4.7.11 Number of Holders by Type of Farm practice

Benchi – Maji

Farm Practice	Number of Holders Reporting
Crop rotation	80,229
Reasons for not participating in extension package	
Ignorance	13,836
Shotage of money	50,525
Suspicion on efficiency	13,477
Programs unavailable	3,540
Insufficient arable land	15,576
Others	15,967
Use of services	
Credit	8,842
Advisory	63,148
Reasons for not using credit service	
Service unavailable	26,253
Failure to pay the loan	41,142
Inadequate service	23,049
Ignorance	9,333
No return	*
Others	2,810
Reasons for not using advisory service	
Service unavailable	8,194
Inadequate service	30,528
Ignorance	8,934
No return	*
Others	1,685
Supplier of fertilizers	
Government	3,125
Private organizations	-
Traders	-
Others	-

Table 4.7.12 Number of Holders by Type of Farm practice

Yem Special Wereda

Farm Practice	Number of Holders Reporting
Crop rotation	16,884
Reasons for not participating in extension package	
Ignorance	1,614
Shotage of money	8,615
Suspicion on efficiency	371
Programs unavailable	*
Insufficient arable land	3,206
Others	2,534
Use of services	
Credit	6,084
Advisory	10,815
Reasons for not using credit service	
Service unavailable	*
Failure to pay the loan	6,856
Inadequate service	1,607
Ignorance	1,584
No return	*
Others	208
Reasons for not using advisory service	
Service unavailable	992
Inadequate service	2,013
Ignorance	2,909
No return	*
Others	*
Supplier of fertilizers	
Government	9,667
Private organizations	*
Traders	380
Others	*

Table 4.7.13 Number of Holders by Type of Farm practice

Amaro Special Wereda

Farm Practice	Number of Holders Reporting
Crop rotation	29,043
Reasons for not participating in extension package	
Ignorance	4,219
Shotage of money	8,841
Suspicion on efficiency	6,133
Programs unavailable	8,135
Insufficient arable land	2,820
Others	4,364
Use of services	
Credit	1,507
Advisory	8,769
Reasons for not using credit service	
Service unavailable	9,956
Failure to pay the loan	6,587
Inadequate service	14,405
Ignorance	*
No return	*
Others	*
Reasons for not using advisory service	
Service unavailable	*
Inadequate service	17,707
Ignorance	3,100
No return	668
Others	*
Supplier of fertilizers	
Government	-
Private organizations	-
Traders	-
Others	-

Table 4.7.14 Number of Holders by Type of Farm practice

Burji Special Wereda

Farm Practice	Number of Holders Reporting
Crop rotation	6,659
Reasons for not participating in extension package	
Ignorance	*
Shotage of money	2,593
Suspicion on efficiency	*
Programs unavailable	1,065
Insufficient arable land	795
Others	2,806
Use of services	
Credit	582
Advisory	2,436
Reasons for not using credit service	
Service unavailable	*
Failure to pay the loan	1,659
Inadequate service	5,262
Ignorance	126
No return	*
Others	137
Reasons for not using advisory service	
Service unavailable	*
Inadequate service	5,270
Ignorance	*
No return	-
Others	*
Supplier of fertilizers	
Government	*
Private organizations	-
Traders	*
Others	-

Table 4.7.15 Number of Holders by Type of Farm practice

Konso Special Wereda

Farm Practice	Number of Holders Reporting
Crop rotation	15,457
Reasons for not participating in extension package	
Ignorance	9,267
Shotage of money	14,334
Suspicion on efficiency	3,903
Programs unavailable	8,928
Insufficient arable land	2,131
Others	*
Use of services	
Credit	12,531
Advisory	23,647
Reasons for not using credit service	
Service unavailable	*
Failure to pay the loan	11,540
Inadequate service	7,149
Ignorance	*
No return	*
Others	1,760
Reasons for not using advisory service	
Service unavailable	5,721
Inadequate service	7,330
Ignorance	*
No return	*
Others	*
Supplier of fertilizers	
Government	-
Private organizations	-
Traders	-
Others	-

Table 4.7.16 Number of Holders by Type of Farm practice

Derashe Special Wereda

Farm Practice	Number of Holders Reporting
Crop rotation	29,128
Reasons for not participating in extension package	
Ignorance	10,514
Shotage of money	5,059
Suspicion on efficiency	3,333
Programs unavailable	8,183
Insufficient arable land	6,104
Others	3,150
Use of services	
Credit	2,606
Advisory	10,772
Reasons for not using credit service	
Service unavailable	*
Failure to pay the loan	7,725
Inadequate service	18,295
Ignorance	1,530
No return	*
Others	*
Reasons for not using advisory service	
Service unavailable	3,042
Inadequate service	17,029
Ignorance	3,975
No return	1,188
Others	*
Supplier of fertilizers	
Government	-
Private organizations	-
Traders	-
Others	-

Table 4.7.17 Number of Holders by Type of Farm practice

Dawro

Farm Practice	Number of Holders Reporting
Crop rotation	71,656
Reasons for not participating in extension package	
Ignorance	9,912
Shotage of money	20,727
Suspicion on efficiency	8,894
Programs unavailable	16,085
Insufficient arable land	19,040
Others	9,851
Use of services	
Credit	2,785
Advisory	33,681
Reasons for not using credit service	
Service unavailable	26,271
Failure to pay the loan	23,527
Inadequate service	24,811
Ignorance	5,614
No return	1,140
Others	*
Reasons for not using advisory service	
Service unavailable	18,780
Inadequate service	20,146
Ignorance	10,564
No return	850
Others	490
Supplier of fertilizers	
Government	*
Private organizations	*
Traders	*
Others	-

Table 4.7.18 Number of Holders by Type of Farm practice

Basketo Special Wereda

Farm Practice	Number of Holders Reporting
Crop rotation	8,875
Reasons for not participating in extension package	
Ignorance	552
Shotage of money	5,249
Suspicion on efficiency	375
Programs unavailable	*
Insufficient arable land	1,274
Others	763
Use of services	
Credit	2,063
Advisory	5,236
Reasons for not using credit service	
Service unavailable	*
Failure to pay the loan	6,177
Inadequate service	*
Ignorance	296
No return	162
Others	203
Reasons for not using advisory service	
Service unavailable	1,058
Inadequate service	3,105
Ignorance	1,030
No return	-
Others	185
Supplier of fertilizers	
Government	132
Private organizations	-
Traders	-
Others	-

Table 4.7.19 Number of Holders by Type of Farm practice

Konta Special Wereda

Farm Practice	Number of Holders Reporting
Crop rotation	18,838
Reasons for not participating in extension package	
Ignorance	3,777
Shotage of money	4,750
Suspicion on efficiency	2,664
Programs unavailable	3,239
Insufficient arable land	4,637
Others	3,175
Use of services	
Credit	798
Advisory	15,671
Reasons for not using credit service	
Service unavailable	3,703
Failure to pay the loan	9,499
Inadequate service	5,240
Ignorance	1,373
No return	861
Others	*
Reasons for not using advisory service	
Service unavailable	846
Inadequate service	3,187
Ignorance	1,905
No return	*
Others	*
Supplier of fertilizers	
Government	*
Private organizations	-
Traders	-
Others	-

Table 4.7.20 Number of Holders by Type of Farm practice

Silitie

Farm Practice	Number of Holders Reporting
Crop rotation	180,008
Reasons for not participating in extension package	
Ignorance	20,289
Shotage of money	75,646
Suspicion on efficiency	8,485
Programs unavailable	20,799
Insufficient arable land	21,877
Others	50,384
Use of services	
Credit	85,879
Advisory	98,114
Reasons for not using credit service	
Service unavailable	27,033
Failure to pay the loan	62,205
Inadequate service	18,579
Ignorance	1,911
No return	*
Others	*
Reasons for not using advisory service	
Service unavailable	28,573
Inadequate service	41,271
Ignorance	24,620
No return	4,256
Others	*
Supplier of fertilizers	
Government	118,797
Private organizations	*
Traders	26,641
Others	*

Table 4.7.21 Number of Holders by Type of Farm practice

Alaba Special Wereda

Farm Practice	Number of Holders Reporting
Crop rotation	53,864
Reasons for not participating in extension package	
Ignorance	6,277
Shotage of money	25,069
Suspicion on efficiency	3,286
Programs unavailable	9,176
Insufficient arable land	1,192
Others	9,514
Use of services	
Credit	6,302
Advisory	22,886
Reasons for not using credit service	
Service unavailable	20,026
Failure to pay the loan	12,019
Inadequate service	13,552
Ignorance	1,495
No return	*
Others	*
Reasons for not using advisory service	
Service unavailable	9,844
Inadequate service	11,036
Ignorance	6,561
No return	*
Others	*
Supplier of fertilizers	
Government	2,772
Private organizations	*
Traders	38,331
Others	-

Table 4.8 Number of Holders by Type of Farm practice

Gambela Region

Farm Practice	Number of Holders Reporting
Crop rotation	11,200
Reasons for not participating in extension package	
Ignorance	2,967
Shotage of money	138
Suspicion on efficiency	*
Programs unavailable	32,811
Insufficient arable land	*
Others	1,643
Use of services	
Credit	295
Advisory	1,745
Reasons for not using credit service	
Service unavailable	34,950
Failure to pay the loan	292
Inadequate service	793
Ignorance	*
No return	-
Others	*
Reasons for not using advisory service	
Service unavailable	30,686
Inadequate service	3,926
Ignorance	*
No return	*
Others	*
Supplier of fertilizers	
Government	-
Private organizations	-
Traders	-
Others	-

Table 4.8.1 Number of Holders by Type of Farm practice

Agnewak

Farm Practice	Number of Holders Reporting
Crop rotation	3,860
Reasons for not participating in extension package	
Ignorance	*
Shotage of money	-
Suspicion on efficiency	-
Programs unavailable	12,685
Insufficient arable land	*
Others	399
Use of services	
Credit	*
Advisory	1,065
Reasons for not using credit service	
Service unavailable	12,593
Failure to pay the loan	159
Inadequate service	*
Ignorance	*
No return	-
Others	-
Reasons for not using advisory service	
Service unavailable	9,941
Inadequate service	2,172
Ignorance	*
No return	*
Others	*
Supplier of fertilizers	
Government	-
Private organizations	-
Traders	-
Others	-

Table 4.8.2 Number of Holders by Type of Farm practice

Nuware

Farm Practice	Number of Holders Reporting
Crop rotation	*
Reasons for not participating in extension package	
Ignorance	*
Shotage of money	*
Suspicion on efficiency	-
Programs unavailable	4,291
Insufficient arable land	-
Others	*
Use of services	
Credit	*
Advisory	*
Reasons for not using credit service	
Service unavailable	5,036
Failure to pay the loan	*
Inadequate service	*
Ignorance	*
No return	-
Others	-
Reasons for not using advisory service	
Service unavailable	4,995
Inadequate service	-
Ignorance	*
No return	-
Others	-
Supplier of fertilizers	
Government	-
Private organizations	-
Traders	-
Others	-

Table 4.8.3 Number of Holders by Type of Farm practice

Mezhenger

Farm Practice	Number of Holders Reporting
Crop rotation	4,408
Reasons for not participating in extension package	
Ignorance	*
Shotage of money	*
Suspicion on efficiency	-
Programs unavailable	12,089
Insufficient arable land	*
Others	293
Use of services	
Credit	*
Advisory	186
Reasons for not using credit service	
Service unavailable	12,309
Failure to pay the loan	*
Inadequate service	*
Ignorance	-
No return	-
Others	*
Reasons for not using advisory service	
Service unavailable	11,083
Inadequate service	1,333
Ignorance	*
No return	-
Others	-
Supplier of fertilizers	
Government	-
Private organizations	-
Traders	-
Others	-

Table 4.8.4 Number of Holders by Type of Farm practice

Itang Special

Farm Practice	Number of Holders Reporting
Crop rotation	591
Reasons for not participating in extension package	
Ignorance	2,510
Shotage of money	*
Suspicion on efficiency	*
Programs unavailable	3,747
Insufficient arable land	-
Others	242
Use of services	
Credit	*
Advisory	342
Reasons for not using credit service	
Service unavailable	5,012
Failure to pay the loan	91
Inadequate service	*
Ignorance	*
No return	-
Others	-
Reasons for not using advisory service	
Service unavailable	4,667
Inadequate service	*
Ignorance	*
No return	*
Others	*
Supplier of fertilizers	
Government	-
Private organizations	-
Traders	-
Others	-

Table 4.9 Number of Holders by Type of Farm practice

Harari Region

Farm Practice	Number of Holders Reporting
Crop rotation	3,526
Reasons for not participating in extension package	
Ignorance	1,952
Shotage of money	5,787
Suspicion on efficiency	945
Programs unavailable	2,495
Insufficient arable land	1,390
Others	6,489
Use of services	
Credit	1,804
Advisory	3,544
Reasons for not using credit service	
Service unavailable	5,147
Failure to pay the loan	1,523
Inadequate service	8,847
Ignorance	378
No return	*
Others	1,321
Reasons for not using advisory service	
Service unavailable	3,519
Inadequate service	10,584
Ignorance	1,126
No return	*
Others	203
Supplier of fertilizers	
Government	801
Private organizations	*
Traders	8,610
Others	*

Table 4.10 Number of Holders by Type of Farm practice

Dire Dawa

Farm Practice	Number of Holders Reporting
Crop rotation	2,799
Reasons for not participating in extension package	
Ignorance	1,587
Shotage of money	1,433
Suspicion on efficiency	817
Programs unavailable	9,569
Insufficient arable land	616
Others	2,345
Use of services	
Credit	3,383
Advisory	1,260
Reasons for not using credit service	
Service unavailable	1,570
Failure to pay the loan	2,703
Inadequate service	7,360
Ignorance	*
No return	*
Others	964
Reasons for not using advisory service	
Service unavailable	8,625
Inadequate service	5,832
Ignorance	331
No return	*
Others	*
Supplier of fertilizers	
Government	*
Private organizations	*
Traders	352
Others	-

Table 5 Number of Holders and Area of Irrigated land by Source of Water

<i>Geographic area</i>		River	Lake	Pond	Water harvest	Others	Total
Ethiopia	Holders	819,790	38,653	74,860	76,205	158,450	1,101,204
	Hectare	141,612	3,203	4,486	6,529	8,539	164,370
Tigray Region	Holders	117,191	5,291	20,906	34,850	15,973	179,334
	Hectare	15,237	278	1,075	706	101	17,396
North West Tigray	Holders	10,762	*	*	*	*	15,588
	Hectare	*	*	*	*	*	*
Central Tigray	Holders	27,121	*	6,065	9,297	*	42,114
	Hectare	2,134	*	*	56	*	2,415
East Tigray	Holders	15,495	1,640	6,617	18,565	*	46,719
	Hectare	908	*	*	458	*	1,693
South Tigray	Holders	61,196	1,250	*	2,964	*	67,772
	Hectare	11,417	*	*	*	*	12,310
Western Tigray	Holders	2,616	*	*	*	*	7,140
	Hectare	*	*	*	*	*	*
Afar Region	Holders	15,117	301	-	-	*	15,393
	Hectare	13,297	*	-	-	*	13,444
Zone 1	Holders	12,144	*	-	-	-	12,144
	Hectare	12,146	*	-	-	-	12,173
Zone 3	Holders	2,972	*	-	-	*	3,249
	Hectare	1,151	*	-	-	*	1,271
Amhara Region	Holders	291,088	12,248	21,647	18,851	92,169	412,766
	Hectare	24,485	857	690	*	3,131	31,178
North Gonder	Holders	20,646	*	*	-	*	25,294
	Hectare	1,326	*	*	-	*	1,537
South Gonder	Holders	44,848	*	*	*	*	56,769
	Hectare	2,336	*	*	*	*	2,774
North Wollo	Holders	26,951	*	*	*	*	36,588
	Hectare	*	*	*	*	*	2,772
South Wollo	Holders	32,117	*	4,357	*	5,577	41,336
	Hectare	1,682	*	*	*	101	2,159
North Shewa	Holders	33,100	*	*	*	45,944	88,780
	Hectare	1,541	*	*	*	1,653	4,797
East Gojjam	Holders	37,652	*	*	*	12,306	49,068
	Hectare	2,238	*	*	*	*	3,272
West Gojjam	Holders	49,138	3,358	*	-	*	66,864
	Hectare	4,739	*	*	-	*	5,597
Waghamera	Holders	6,139	-	-	*	-	6,295
	Hectare	*	-	-	*	-	*
Awi	Holders	32,364	*	*	*	*	32,662
	Hectare	6,425	*	*	*	*	6,521
Oromia Zone	Holders	7,894	-	-	*	*	8,854
	Hectare	*	-	-	*	*	*
Argoba Special	Holder	239	-	*	-	-	257
	Hectar	11	-	*	-	-	12
Oromia Region	Holders	325,222	15,826	27,653	13,087	47,407	402,657
	Hectare	60,650	1,760	2,156	*	4,899	72,977
West Welega	Holders	*	*	-	-	-	*
	Hectare	*	*	-	-	-	*
East Welega	Holders	*	*	-	-	-	*
	Hectare	*	*	-	-	-	*
Illubabor	Holders	3,159	1,436	*	-	-	4,581
	Hectare	*	*	*	-	-	453
Jimma	Holders	*	*	*	-	-	11,408
	Hectare	739	*	*	-	-	775
West Shewa	Holders	44,069	-	*	*	7,657	50,240
	Hectare	5,987	-	*	*	*	6,433
North Shewa	Holders	24,518	*	*	*	*	30,844
	Hectare	*	*	*	*	*	2,612

Table 5 (cont'd)

<i>Geographic area</i>		River	Lake	Pond	Water harvest	Others	Total
East Shewa	Holders	44,069	-	*	*	7,657	50,240
	Hectare	5,987	-	*	*	*	6,433
Arsi	Holders	24,518	*	*	*	*	30,844
	Hectare	*	*	*	*	*	2,612
West Harerge	Holders	*	*	*	*	*	19,827
	Hectare	*	*	*	*	*	*
East Harerge	Holders	21,481	3,144	*	*	*	27,291
	Hectare	*	*	*	*	*	7,242
Bale	Holders	51,412	*	*	*	5,671	65,668
	Hectare	14,108	*	*	*	*	15,960
Borena	Holders	105,829	2,003	11,077	*	*	130,010
	Hectare	17,138	*	610	*	*	22,102
South West Shewa	Holders	*	-	-	*	-	*
	Hectare	*	-	-	*	-	*
Guji	Holders	*	-	-	-	*	*
	Hectare	*	-	-	-	*	*
Kelem	Holders	4,190	*	-	-	-	4,190
	Hectare	259	*	-	-	-	260
Horoguduru	Holders	2,624	*	-	-	-	2,932
	Hectare	*	*	-	-	-	*
West Arsi	Holders	*	-	-	-	-	*
	Hectare	*	-	-	-	-	*
Somali Region	Holders	5,847	-	-	*	*	6,177
	Hectare	2,552	-	-	*	*	2,740
Shinele	Holders	3,195	-	-	-	-	3,195
	Hectare	1,740	-	-	-	-	1,740
Jijiga	Holders	-	-	-	*	*	*
	Hectare	-	-	-	*	*	*
Liben	Holders	*	-	-	-	-	*
	Hectare	*	-	-	-	-	*
Benishangul	Holders	5,522	*	*	-	502	5,795
	Hectare	*	*	*	-	9	*
Metekel Zone	Holders	*	-	-	-	*	*
	Hectare	*	-	-	-	*	*
Asosa	Holders	2,399	-	-	-	*	2,399
	Hectare	*	-	-	-	*	*
Kemashi	Holders	*	-	-	-	-	*
	Hectare	*	-	-	-	-	*
Pawe Special	Holder	252	*	*	-	*	403
	Hectar	25	*	*	-	*	41
Mao Komo	Holder	121	-	-	-	*	145
	Hectar	7	-	-	-	*	8
S.N.N.P Region	Holders	53,337	4,675	*	*	1,240	69,537
	Hectare	23,794	137	*	158	*	24,125
Gurage	Holders	*	*	-	*	-	*
	Hectare	*	*	-	*	-	*
Hadiya	Holders	-	-	*	*	*	1,369
	Hectare	-	-	*	*	*	*
Kemb. – Temb.	Holders	*	-	-	-	*	994
	Hectare	*	-	-	-	*	*
Sidama	Holders	*	*	*	-	-	*
	Hectare	*	*	*	-	-	*
Gedio	Holders	*	-	-	-	-	*
	Hectare	*	-	-	-	-	*
Wolayita	Holders	*	*	-	-	-	*
	Hectare	*	*	-	-	-	*

Table 5 (cont'd)

<i>Geographic area</i>		River	Lake	Pond	Water <i>harvest</i>	Others	Total
South Omo	Holders	7,258	*	-	-	*	7,357
	Hectare	*	*	-	-	*	*
Sheka	Holders	*	*	-	-	-	*
	Hectare	*	*	-	-	-	*
Keffa	Holders	*	*	-	*	*	956
	Hectare	*	*	-	*	*	*
Gamo - Gofa	Holders	13,642	*	*	*	*	16,050
	Hectare	*	*	*	*	*	*
Benchi – Maji	Holders	*	-	-	-	-	*
	Hectare	*	-	-	-	-	*
Yem	Holders	*	-	-	-	-	*
	Hectare	*	-	-	-	-	*
Amaro	Holders	13,967	*	-	*	*	14,042
	Hectare	3,920	*	-	*	*	3,929
Burji	Holders	117	*	-	*	*	176
	Hectare	19	*	-	*	*	22
Konso	Holders	7,213	-	-	-	-	7,213
	Hectare	*	-	-	-	-	*
Derashe	Holders	*	*	-	*	-	*
	Hectare	*	*	-	*	-	*
Dawro	Holders	*	-	-	-	-	*
	Hectare	*	-	-	-	-	*
Basketo	Holders	-	-	-	*	-	*
	Hectare	-	-	-	*	-	*
Konta	Holders	-	-	-	-	-	-
	Hectare	-	-	-	-	-	-
Silitie	Holders	*	-	-	1,547	-	2,479
	Hectare	*	-	-	*	-	*
Alaba	Holders	-	-	-	-	-	-
	Hectare	-	-	-	-	-	-
Gambela Region	Holders	*	*	-	-	-	*
	Hectare	*	*	-	-	-	*
Agnuwak	Holders	-	*	-	-	-	*
	Hectare	-	*	-	-	-	*
Nuware	Holders	*	-	-	-	-	*
	Hectare	*	-	-	-	-	*
Mezhenger	Holders	-	-	-	-	-	-
	Hectare	-	-	-	-	-	-
Itang Special	Holders	*	-	-	-	-	*
	Hectare	*	-	-	-	-	*
Harari Region	Holders	2,939	*	*	*	712	4,579
	Hectare	446	*	*	*	190	856
Dire Dawa	Holders	3,298	*	1,267	-	*	4,710
	Hectare	883	*	*	-	*	1,366

Table 6 Area of Irrigated land by Crop and Source of Water

Ethiopia

Crop type	River	Lake	Pond	Water harvest	Others	Total
All	141,612	3,203	4,486	6,529	8,539	164,370
Cereals	88,481	1,594	1,275	3,439	2,072	96,860
Teff	11,630	354	*	*	*	12,868
Barley	7,524	*	*	*	*	8,480
Wheat	5,818	*	*	*	*	6,765
Maize	47,023	297	419	663	870	49,272
Sorghum	15,138	*	576	*	357	17,852
Finger millet	1,054	*	*	-	-	1,245
Oats / 'Aja'	*	-	-	-	-	*
Rice	*	-	-	-	*	*
Pulses	4,953	*	235	*	*	6,680
Horse / Faba beans	799	*	*	*	-	1,516
Field Peas	107	*	*	*	-	259
Haricot beans	1,865	*	*	*	*	2,074
Chick peas	1,531	*	*	*	*	2,086
Lentils	177	-	-	-	*	180
Vetch / Grass peas	*	-	-	*	*	334
Soya beans	*	-	-	-	-	*
Fenugreek	182	*	*	*	*	218
Gibto	*	-	-	-	-	*
Oilseeds	1,533	*	*	*	*	1,870
Neug	*	*	-	*	-	*
Linseed	*	*	-	-	*	*
Groundnuts	*	-	*	*	*	*
Safflower	*	-	-	-	-	*
Sesame	357	*	-	*	-	453
Rapeseed	*	-	*	*	*	*
Vegetables	6,543	148	642	645	821	8,800
Lettuce	*	-	*	*	*	*
Head cabbage	*	*	*	*	*	630
Ethiopian cabbage	*	*	*	26	34	*
Tomatoes	2,423	*	90	*	*	2,805
Green peppers	789	*	163	67	79	1,113
Red peppers	2,490	*	212	*	445	3,431
Swiss chard	15	*	*	*	*	34
Root crops	8,194	100	225	765	2,166	11,449
Beetroot	143	-	*	*	*	*
Carrot	*	-	*	*	*	397
Onion	1,931	*	102	195	*	3,816
Potatoes	2,178	*	*	*	*	2,578
Garlic	1,228	*	51	78	291	1,675
Taro 'Godere'	*	-	-	-	*	*
Sweet potatoes	2,471	*	*	*	*	2,639
Other Temporary	1,144	*	*	*	27	1,477
Permanent crops	30,763	622	2,065	623	3,160	37,233
Avocado	62	*	*	*	7	72
Bananas	4,112	*	*	*	163	4,453
Guava	310	*	19	*	10	351
Lemons	232	-	*	*	*	297
Mangoes	775	*	*	*	*	813
Oranges	314	-	*	6	28	411
Papayas	964	*	*	*	40	1,074
Pineapples	*	-	-	*	-	*
Chat	11,444	214	638	292	1,077	13,665
Coffee	5,909	208	*	102	526	7,694
Hops / 'Gesho'	1,670	*	129	138	729	2,682
Enset	1,307	*	*	*	*	1,490
Sugar cane	3,281	*	79	*	*	3,725
Other permanent	381	*	22	*	*	506

Table 6 Area of Irrigated land by Crop and Source of Water

Tigray

Crop type	River	Lake	Pond	Water harvest	Others	Total
All	15,237	278	1,075	706	101	17,396
Cereals	11,079	*	*	321	-	12,173
Teff	2,822	*	*	*	-	3,105
Barley	1,559	-	-	*	-	1,670
Wheat	3,398	-	*	*	-	3,460
Maize	1,189	*	*	*	-	1,521
Sorghum	1,428	-	*	*	-	1,714
Finger millet	572	-	*	-	-	593
Oats / 'Aja'	-	-	-	-	-	-
Rice	*	-	-	-	-	*
Pulses	711	*	*	*	*	858
Horse / Faba beans	364	*	*	*	-	404
Field Peas	*	-	*	*	-	*
Haricot beans	*	-	-	-	-	*
Chick peas	*	-	*	*	-	*
Lentils	*	-	-	-	-	*
Vetch / Grass peas	-	-	-	-	-	-
Soya beans	-	-	-	-	-	-
Fenugreek	*	*	*	*	*	*
Gibto	-	-	-	-	-	-
Oilseeds	*	-	*	*	-	*
Neug	-	-	-	-	-	-
Linseed	*	-	-	-	-	*
Groundnuts	*	-	-	*	-	*
Safflower	-	-	-	-	-	-
Sesame	*	-	-	-	-	*
Rapeseed	-	-	*	-	-	*
Vegetables	775	*	254	131	*	1,222
Lettuce	*	-	-	*	-	*
Head cabbage	*	*	*	*	*	*
Ethiopian cabbage	*	-	-	*	*	*
Tomatoes	226	*	51	*	*	300
Green peppers	231	*	*	62	*	443
Red peppers	266	*	*	55	*	394
Swiss chard	*	*	*	*	*	13
Root crops	556	*	*	157	7	811
Beetroot	*	-	-	-	-	*
Carrot	*	-	-	-	-	*
Onion	155	*	*	*	*	253
Potatoes	*	*	*	*	*	131
Garlic	348	*	*	27	*	404
Taro 'Godere'	-	-	-	-	-	-
Sweet potatoes	*	-	*	*	-	*
Other Temporary	*	*	*	2	*	*
Permanent crops	2,024	*	76	*	54	2,229
Avocado	*	-	*	*	-	*
Bananas	54	-	*	*	-	62
Guava	119	-	*	*	*	136
Lemons	58	-	*	*	*	66
Mangoes	*	-	*	-	-	*
Oranges	*	-	*	*	*	26
Papayas	*	*	*	*	*	244
Pineapples	-	-	-	*	-	*
Chat	*	-	-	*	-	*
Coffee	*	-	*	*	-	*
Hops / 'Gesho'	508	*	21	19	40	592
Enset	-	-	-	-	-	-
Sugar cane	*	-	-	-	-	*
Other permanent	*	*	*	*	*	*

Table 6 Area of Irrigated land by Crop and Source of Water

Afar

Crop type	River	Lake	Pond	Water harvest	Others	Total
All	13,297	*	-	-	*	13,444
Cereals	12,641	*	-	-	-	12,670
Teff	-	-	-	-	-	-
Barley	*	-	-	-	-	*
Wheat	-	-	-	-	-	-
Maize	12,408	*	-	-	-	12,436
Sorghum	*	-	-	-	-	*
Finger millet	-	-	-	-	-	-
Oats / 'Aja'	-	-	-	-	-	-
Rice	-	-	-	-	-	-
Pulses	3	-	-	-	-	3
Horse / Faba beans	-	-	-	-	-	-
Field Peas	-	-	-	-	-	-
Haricot beans	*	-	-	-	-	*
Chick peas	-	-	-	-	-	-
Lentils	-	-	-	-	-	-
Vetch / Grass peas	-	-	-	-	-	-
Soya beans	*	-	-	-	-	*
Fenugreek	-	-	-	-	-	-
Gibto	-	-	-	-	-	-
Oilseeds	*	-	-	-	-	*
Neug	-	-	-	-	-	-
Linseed	-	-	-	-	-	-
Groundnuts	*	-	-	-	-	*
Safflower	-	-	-	-	-	-
Sesame	*	-	-	-	-	*
Rapeseed	-	-	-	-	-	-
Vegetables	62	*	-	-	*	62
Lettuce	-	-	-	-	-	-
Head cabbage	-	-	-	-	-	-
Ethiopian cabbage	*	-	-	-	*	*
Tomatoes	*	-	-	-	-	*
Green peppers	*	-	-	-	-	*
Red peppers	*	*	-	-	-	*
Swiss chard	-	-	-	-	-	-
Root crops	*	-	-	-	-	*
Beetroot	-	-	-	-	-	-
Carrot	-	-	-	-	-	-
Onion	*	-	-	-	-	*
Potatoes	-	-	-	-	-	-
Garlic	*	-	-	-	-	*
Taro 'Godere'	-	-	-	-	-	-
Sweet potatoes	-	-	-	-	-	-
Other Temporary	*	*	-	-	*	*
Permanent crops	253	*	-	-	*	261
Avocado	-	-	-	-	-	-
Bananas	*	-	-	-	-	*
Guava	*	-	-	-	-	*
Lemons	*	-	-	-	-	*
Mangoes	*	-	-	-	-	*
Oranges	-	-	-	-	-	-
Papayas	*	-	-	-	-	*
Pineapples	-	-	-	-	-	-
Chat	*	-	-	-	-	*
Coffee	*	-	-	-	-	*
Hops / 'Gescho'	-	-	-	-	-	-
Enset	-	-	-	-	-	-
Sugar cane	*	*	-	-	*	*
Other permanent	64	-	-	-	-	64

Table 6 Area of Irrigated land by Crop and Source of Water

Amhara

Crop type	River	Lake	Pond	Water harvest	Others	Total
All	24,485	857	690	*	3,131	31,178
Cereals	13,150	*	*	*	514	14,886
Teff	1,939	-	*	*	-	2,194
Barley	4,639	*	*	*	*	5,171
Wheat	864	-	*	*	*	1,163
Maize	3,686	*	*	*	*	3,925
Sorghum	1,555	-	-	*	*	1,717
Finger millet	*	*	-	-	-	*
Oats / 'Aja'	*	-	-	-	-	*
Rice	-	-	-	-	*	*
Pulses	1,624	*	*	*	*	2,863
Horse / Faba beans	*	-	*	*	-	*
Field Peas	*	*	-	*	-	*
Haricot beans	*	-	-	-	-	*
Chick peas	*	*	-	*	*	1,549
Lentils	*	-	-	-	*	*
Vetch / Grass peas	*	-	-	*	*	*
Soya beans	-	-	-	-	-	-
Fenugreek	*	-	-	*	*	*
Gibto	-	-	-	-	-	-
Oilseeds	581	*	-	*	*	744
Neug	*	-	-	*	-	*
Linseed	*	*	-	-	*	*
Groundnuts	-	-	-	-	-	-
Safflower	*	-	-	-	-	*
Sesame	-	-	-	-	-	-
Rapeseed	*	-	-	*	*	*
Vegetables	2,190	*	194	*	514	3,093
Lettuce	-	-	*	-	*	*
Head cabbage	51	*	*	*	*	94
Ethiopian cabbage	24	*	*	*	10	51
Tomatoes	*	-	*	*	*	*
Green peppers	92	-	*	*	35	143
Red peppers	1,874	*	*	*	435	2,613
Swiss chard	*	-	*	*	*	17
Root crops	2,275	*	80	*	531	3,090
Beetroot	*	-	*	*	*	17
Carrot	*	-	*	*	*	*
Onion	548	*	*	*	*	855
Potatoes	1,172	*	-	*	*	1,366
Garlic	496	*	26	*	*	767
Taro 'Godere'	-	-	-	-	-	-
Sweet potatoes	*	-	-	*	-	*
Other Temporary	97	*	-	*	*	115
Permanent crops	4,569	*	227	*	1,345	6,387
Avocado	*	-	*	-	*	14
Bananas	296	-	*	*	*	379
Guava	66	-	*	-	*	71
Lemons	*	-	*	-	*	*
Mangoes	*	-	-	-	*	*
Oranges	*	-	*	*	*	*
Papayas	*	-	*	-	*	227
Pineapples	-	-	-	-	-	-
Chat	887	*	*	-	*	1,269
Coffee	*	*	76	*	223	1,763
Hops / 'Gescho'	843	*	*	*	*	1,598
Enset	-	-	-	-	-	-
Sugar cane	508	-	*	*	51	568
Other permanent	45	*	*	-	*	66

Table 6 Area of Irrigated land by Crop and Source of Water

Oromia

Crop type	River	Lake	Pond	Water harvest	Others	Total
All	60,650	1,760	2,156	*	4,899	72,977
Cereals	32,678	921	*	*	1,331	37,564
Teff	5,096	*	*	-	*	5,751
Barley	1,194	*	-	*	-	1,504
Wheat	1,543	*	*	*	-	2,129
Maize	16,596	*	194	468	*	18,037
Sorghum	8,064	*	*	*	*	9,958
Finger millet	-	-	-	-	-	-
Oats / 'Aja'	*	-	-	-	-	*
Rice	-	-	-	-	-	-
Pulses	1,293	*	*	*	*	1,588
Horse / Faba beans	*	*	-	-	-	*
Field Peas	*	-	-	-	-	*
Haricot beans	464	*	*	*	*	654
Chick peas	*	-	-	-	*	*
Lentils	*	-	-	-	-	*
Vetch / Grass peas	*	-	-	-	-	*
Soya beans	-	-	-	-	-	-
Fenugreek	40	-	*	-	*	48
Gibto	*	-	-	-	-	*
Oilseeds	*	*	*	*	*	877
Neug	-	*	-	-	-	*
Linseed	*	-	-	-	*	87
Groundnuts	*	-	-	-	*	*
Safflower	-	-	-	-	-	-
Sesame	*	*	-	*	-	*
Rapeseed	*	-	*	-	-	*
Vegetables	3,209	*	*	*	*	3,961
Lettuce	*	-	-	*	*	*
Head cabbage	*	-	*	*	*	*
Ethiopian cabbage	*	*	*	*	21	*
Tomatoes	*	*	-	*	*	1,940
Green peppers	*	*	*	*	*	503
Red peppers	327	*	*	*	*	392
Swiss chard	*	*	-	*	*	*
Root crops	4,827	*	*	*	*	6,940
Beetroot	130	-	*	*	*	*
Carrot	*	-	-	*	*	*
Onion	1,076	-	*	*	*	2,507
Potatoes	*	-	-	*	*	*
Garlic	381	-	*	-	*	495
Taro 'Godere'	*	-	-	-	-	*
Sweet potatoes	2,066	*	*	*	*	2,219
Other Temporary	179	*	*	*	*	347
Permanent crops	17,749	424	1,587	348	1,590	21,699
Avocado	22	-	*	-	*	26
Bananas	1,208	*	*	*	*	1,445
Guava	107	*	-	-	*	123
Lemons	22	-	-	-	*	23
Mangoes	167	*	*	*	*	172
Oranges	53	-	*	*	*	59
Papayas	405	*	*	*	*	440
Pineapples	-	-	-	-	-	-
Chat	9,094	*	539	*	668	10,674
Coffee	3,354	*	*	*	*	4,705
Hops / 'Gesho'	319	*	*	-	*	490
Enset	357	*	-	*	*	508
Sugar cane	2,520	*	*	*	*	2,894
Other permanent	121	*	-	*	*	142

Table 6 Area of Irrigated land by Crop and Source of Water

Somalie

Crop type	River	Lake	Pond	Water harvest	Others	Total
All	2,552	-	-	*	*	2,740
Cereals	2,032	-	-	-	*	2,120
Teff	*	-	-	-	-	*
Barley	-	-	-	-	-	-
Wheat	-	-	-	-	-	-
Maize	733	-	-	-	*	821
Sorghum	1,296	-	-	-	-	1,296
Finger millet	-	-	-	-	-	-
Oats / 'Aja'	-	-	-	-	-	-
Rice	-	-	-	-	-	-
Pulses	*	-	-	-	-	*
Horse / Faba beans	-	-	-	-	-	-
Field Peas	-	-	-	-	-	-
Haricot beans	*	-	-	-	-	*
Chick peas	-	-	-	-	-	-
Lentils	-	-	-	-	-	-
Vetch / Grass peas	-	-	-	-	-	-
Soya beans	-	-	-	-	-	-
Fenugreek	-	-	-	-	-	-
Gibto	-	-	-	-	-	-
Oilseeds	*	-	-	-	-	*
Neug	-	-	-	-	-	-
Linseed	-	-	-	-	-	-
Groundnuts	*	-	-	-	-	*
Safflower	-	-	-	-	-	-
Sesame	*	-	-	-	-	*
Rapeseed	-	-	-	-	-	-
Vegetables	*	-	-	*	-	*
Lettuce	-	-	-	-	-	-
Head cabbage	*	-	-	*	-	*
Ethiopian cabbage	-	-	-	-	-	-
Tomatoes	*	-	-	*	-	*
Green peppers	*	-	-	-	-	*
Red peppers	-	-	-	-	-	-
Swiss chard	-	-	-	-	-	-
Root crops	*	-	-	*	-	*
Beetroot	-	-	-	-	-	-
Carrot	-	-	-	-	-	-
Onion	*	-	-	*	-	*
Potatoes	-	-	-	-	-	-
Garlic	-	-	-	-	-	-
Taro 'Godere'	-	-	-	-	-	-
Sweet potatoes	*	-	-	-	-	*
Other Temporary	*	-	-	-	-	*
Permanent crops	374	-	-	-	-	374
Avocado	-	-	-	-	-	-
Bananas	*	-	-	-	-	*
Guava	*	-	-	-	-	*
Lemons	44	-	-	-	-	44
Mangoes	15	-	-	-	-	15
Oranges	*	-	-	-	-	*
Papayas	*	-	-	-	-	*
Pineapples	-	-	-	-	-	-
Chat	*	-	-	-	-	*
Coffee	*	-	-	-	-	*
Hops / 'Gescho'	-	-	-	-	-	-
Enset	-	-	-	-	-	-
Sugar cane	*	-	-	-	-	*
Other permanent	*	-	-	-	-	*

Table 6 Area of Irrigated land by Crop and Source of Water

Benishangul – Gumuz

Crop type	River	Lake	Pond	Water harvest	Others	Total
All	*	*	*	-	9	*
Cereals	*	*	-	-	*	27
Teff	-	-	-	-	*	*
Barley	-	-	-	-	-	-
Wheat	-	-	-	-	-	-
Maize	*	*	-	-	*	*
Sorghum	*	-	-	-	-	*
Finger millet	-	*	-	-	-	*
Oats / 'Aja'	-	-	-	-	-	-
Rice	-	-	-	-	-	-
Pulses	-	-	-	-	-	-
Horse / Faba beans	-	-	-	-	-	-
Field Peas	-	-	-	-	-	-
Haricot beans	-	-	-	-	-	-
Chick peas	-	-	-	-	-	-
Lentils	-	-	-	-	-	-
Vetch / Grass peas	-	-	-	-	-	-
Soya beans	-	-	-	-	-	-
Fenugreek	-	-	-	-	-	-
Gibto	-	-	-	-	-	-
Oilseeds	-	-	-	-	-	-
Neug	-	-	-	-	-	-
Linseed	-	-	-	-	-	-
Groundnuts	-	-	-	-	-	-
Safflower	-	-	-	-	-	-
Sesame	-	-	-	-	-	-
Rapeseed	-	-	-	-	-	-
Vegetables	*	-	-	-	-	*
Lettuce	-	-	-	-	-	-
Head cabbage	-	-	-	-	-	-
Ethiopian cabbage	*	-	-	-	-	*
Tomatoes	*	-	-	-	-	*
Green peppers	-	-	-	-	-	-
Red peppers	*	-	-	-	-	*
Swiss chard	-	-	-	-	-	-
Root crops	*	-	-	-	*	*
Beetroot	-	-	-	-	-	-
Carrot	-	-	-	-	-	-
Onion	*	-	-	-	*	*
Potatoes	-	-	-	-	-	-
Garlic	*	-	-	-	*	*
Taro 'Godere'	-	-	-	-	-	-
Sweet potatoes	*	-	-	-	*	*
Other Temporary	*	-	*	-	-	*
Permanent crops	*	*	*	-	*	*
Avocado	*	-	-	-	-	*
Bananas	53	-	-	-	*	54
Guava	*	-	*	-	-	1
Lemons	*	-	*	-	-	*
Mangoes	*	-	*	-	*	*
Oranges	*	-	-	-	*	*
Papayas	*	-	*	-	*	1
Pineapples	*	-	-	-	-	*
Chat	*	-	-	-	-	*
Coffee	*	-	-	-	-	*
Hops / 'Gesho'	*	-	-	-	-	*
Enset	-	-	-	-	-	-
Sugar cane	*	*	*	-	*	*
Other permanent	-	-	-	-	-	-

Table 6 Area of Irrigated land by Crop and Source of Water

S.N.N.P.R

Crop type	River	Lake	Pond	Water harvest	Others	Total
All	23,794	137	*	158	*	24,125
Cereals	16,243	*	-	*	*	16,306
Teff	1,769	*	-	-	-	1,812
Barley	*	*	-	-	-	*
Wheat	*	-	-	-	-	*
Maize	12,317	*	-	*	*	12,333
Sorghum	2,073	-	-	-	-	2,073
Finger millet	*	-	-	-	-	*
Oats / 'Aja'	-	-	-	-	-	-
Rice	-	-	-	-	-	-
Pulses	1,294	*	-	*	-	1,323
Horse / Faba beans	*	-	-	-	-	*
Field Peas	*	-	-	-	-	*
Haricot beans	1,255	*	-	*	-	1,258
Chick peas	*	-	-	*	-	*
Lentils	-	-	-	-	-	-
Vetch / Grass peas	-	-	-	-	-	-
Soya beans	-	-	-	-	-	-
Fenugreek	-	-	-	-	-	-
Gibto	-	-	-	-	-	-
Oilseeds	*	-	-	-	-	*
Neug	-	-	-	-	-	-
Linseed	-	-	-	-	-	-
Groundnuts	*	-	-	-	-	*
Safflower	-	-	-	-	-	-
Sesame	*	-	-	-	-	*
Rapeseed	-	-	-	-	-	-
Vegetables	*	*	*	50	*	*
Lettuce	-	-	-	*	-	*
Head cabbage	*	-	*	*	-	*
Ethiopian cabbage	19	*	*	20	*	46
Tomatoes	*	-	*	*	-	*
Green peppers	*	-	-	*	-	*
Red peppers	*	-	-	*	-	*
Swiss chard	-	-	-	-	-	-
Root crops	*	*	-	*	*	*
Beetroot	*	-	-	*	-	1
Carrot	*	-	-	*	-	*
Onion	10	*	-	*	*	16
Potatoes	-	-	-	-	-	-
Garlic	*	-	-	*	-	*
Taro 'Godere'	*	-	-	-	*	*
Sweet potatoes	*	-	-	*	-	*
Other Temporary	678	*	-	*	*	705
Permanent crops	4,959	*	*	*	*	5,077
Avocado	27	*	-	*	-	28
Bananas	*	*	-	*	-	*
Guava	*	-	-	-	-	*
Lemons	*	-	-	-	-	*
Mangoes	*	*	-	-	-	*
Oranges	*	-	-	*	-	*
Papayas	*	-	-	*	-	*
Pineapples	-	-	-	-	-	-
Chat	*	*	-	*	-	87
Coffee	844	*	*	*	*	883
Hops / 'Gesho'	-	-	-	*	-	*
Enset	950	*	*	*	*	982
Sugar cane	65	-	-	*	*	66
Other permanent	42	-	-	*	*	49

Table 6 Area of Irrigated land by Crop and Source of Water

Gambela

Crop type	River	Lake	Pond	Water harvest	Others	Total
All	*	*	-	-	-	*
Cereals	-	-	-	-	-	-
Teff	-	-	-	-	-	-
Barley	-	-	-	-	-	-
Wheat	-	-	-	-	-	-
Maize	-	-	-	-	-	-
Sorghum	-	-	-	-	-	-
Finger millet	-	-	-	-	-	-
Oats / 'Aja'	-	-	-	-	-	-
Rice	-	-	-	-	-	-
Pulses	-	-	-	-	-	-
Horse / Faba beans	-	-	-	-	-	-
Field Peas	-	-	-	-	-	-
Haricot beans	-	-	-	-	-	-
Chick peas	-	-	-	-	-	-
Lentils	-	-	-	-	-	-
Vetch / Grass peas	-	-	-	-	-	-
Soya beans	-	-	-	-	-	-
Fenugreek	-	-	-	-	-	-
Gibto	-	-	-	-	-	-
Oilseeds	-	-	-	-	-	-
Neug	-	-	-	-	-	-
Linseed	-	-	-	-	-	-
Groundnuts	-	-	-	-	-	-
Safflower	-	-	-	-	-	-
Sesame	-	-	-	-	-	-
Rapeseed	-	-	-	-	-	-
Vegetables	*	-	-	-	-	*
Lettuce	-	-	-	-	-	-
Head cabbage	*	-	-	-	-	*
Ethiopian cabbage	-	-	-	-	-	-
Tomatoes	*	-	-	-	-	*
Green peppers	-	-	-	-	-	-
Red peppers	-	-	-	-	-	-
Swiss chard	-	-	-	-	-	-
Root crops	-	-	-	-	-	-
Beetroot	-	-	-	-	-	-
Carrot	-	-	-	-	-	-
Onion	-	-	-	-	-	-
Potatoes	-	-	-	-	-	-
Garlic	-	-	-	-	-	-
Taro 'Godere'	-	-	-	-	-	-
Sweet potatoes	-	-	-	-	-	-
Other Temporary	*	-	-	-	-	*
Permanent crops	-	*	-	-	-	*
Avocado	-	-	-	-	-	-
Bananas	-	-	-	-	-	-
Guava	-	*	-	-	-	*
Lemons	-	-	-	-	-	-
Mangoes	-	-	-	-	-	-
Oranges	-	-	-	-	-	-
Papayas	-	-	-	-	-	-
Pineapples	-	-	-	-	-	-
Chat	-	-	-	-	-	-
Coffee	-	-	-	-	-	-
Hops / 'Gescho'	-	-	-	-	-	-
Enset	-	-	-	-	-	-
Sugar cane	-	-	-	-	-	-
Other permanent	-	-	-	-	-	-

Table 6 Area of Irrigated land by Crop and Source of Water

Harari

Crop type	River	Lake	Pond	Water harvest	Others	Total
All	446	*	*	*	190	856
Cereals	118	*	*	*	106	341
Teff	-	-	-	-	-	-
Barley	-	-	-	-	-	-
Wheat	*	-	-	-	-	*
Maize	49	-	*	*	*	138
Sorghum	*	*	*	-	*	200
Finger millet	-	-	-	-	-	-
Oats / 'Aja'	-	-	-	-	-	-
Rice	-	-	-	-	-	-
Pulses	-	-	-	-	-	-
Horse / Faba beans	-	-	-	-	-	-
Field Peas	-	-	-	-	-	-
Haricot beans	-	-	-	-	-	-
Chick peas	-	-	-	-	-	-
Lentils	-	-	-	-	-	-
Vetch / Grass peas	-	-	-	-	-	-
Soya beans	-	-	-	-	-	-
Fenugreek	-	-	-	-	-	-
Gibto	-	-	-	-	-	-
Oilseeds	*	-	*	-	-	*
Neug	-	-	-	-	-	-
Linseed	-	-	-	-	-	-
Groundnuts	*	-	*	-	-	*
Safflower	-	-	-	-	-	-
Sesame	-	-	-	-	-	-
Rapeseed	-	-	-	-	-	-
Vegetables	*	-	-	*	-	*
Lettuce	-	-	-	-	-	-
Head cabbage	-	-	-	-	-	-
Ethiopian cabbage	-	-	-	-	-	-
Tomatoes	*	-	-	*	-	*
Green peppers	-	-	-	*	-	*
Red peppers	-	-	-	-	-	-
Swiss chard	-	-	-	-	-	-
Root crops	11	-	*	*	*	15
Beetroot	-	-	-	-	-	-
Carrot	-	-	-	-	-	-
Onion	-	-	-	-	-	-
Potatoes	-	-	-	-	-	-
Garlic	-	-	-	-	*	*
Taro 'Godere'	-	-	-	-	-	-
Sweet potatoes	11	-	*	*	*	15
Other Temporary	-	-	-	-	*	*
Permanent crops	279	*	*	*	84	449
Avocado	-	-	-	-	-	-
Bananas	*	-	*	-	*	*
Guava	*	-	*	*	-	*
Lemons	*	-	-	*	-	*
Mangoes	*	*	*	*	-	*
Oranges	-	-	-	-	-	-
Papayas	13	-	*	*	*	15
Pineapples	-	-	-	-	-	-
Chat	58	*	*	*	84	203
Coffee	*	-	*	-	-	*
Hops / 'Gescho'	-	-	-	-	-	-
Enset	-	-	-	-	-	-
Sugar cane	144	-	-	-	-	144
Other permanent	*	-	*	-	*	*

Table 6 Area of Irrigated land by Crop and Source of Water

Dire Dawa

Crop type	River	Lake	Pond	Water harvest	Others	Total
All	883	*	*	-	*	1,366
Cereals	526	*	*	-	*	772
Teff	-	-	-	-	-	-
Barley	-	-	-	-	-	-
Wheat	-	-	-	-	-	-
Maize	33	*	*	-	-	40
Sorghum	493	*	*	-	*	732
Finger millet	-	-	-	-	-	-
Oats / 'Aja'	-	-	-	-	-	-
Rice	-	-	-	-	-	-
Pulses	*	-	*	-	-	24
Horse / Faba beans	-	-	-	-	-	-
Field Peas	-	-	-	-	-	-
Haricot beans	*	-	*	-	-	24
Chick peas	-	-	-	-	-	-
Lentils	-	-	-	-	-	-
Vetch / Grass peas	-	-	-	-	-	-
Soya beans	-	-	-	-	-	-
Fenugreek	-	-	-	-	-	-
Gibto	-	-	-	-	-	-
Oilseeds	*	-	-	-	-	*
Neug	-	-	-	-	-	-
Linseed	-	-	-	-	-	-
Groundnuts	-	-	-	-	-	-
Safflower	-	-	-	-	-	-
Sesame	*	-	-	-	-	*
Rapeseed	-	-	-	-	-	-
Vegetables	13	-	*	-	*	29
Lettuce	-	-	-	-	-	-
Head cabbage	-	-	-	-	-	-
Ethiopian cabbage	-	-	-	-	-	-
Tomatoes	12	-	*	-	*	24
Green peppers	*	-	*	-	*	*
Red peppers	-	-	-	-	-	-
Swiss chard	-	-	-	-	-	-
Root crops	20	-	*	-	-	29
Beetroot	-	-	-	-	-	-
Carrot	-	-	-	-	-	-
Onion	3	-	*	-	-	*
Potatoes	*	-	-	-	-	*
Garlic	-	-	-	-	-	-
Taro 'Godere'	-	-	-	-	-	-
Sweet potatoes	*	-	*	-	-	24
Other Temporary	-	-	-	-	-	-
Permanent crops	316	*	*	-	*	511
Avocado	-	-	-	-	-	-
Bananas	*	-	-	-	*	*
Guava	*	-	*	-	*	11
Lemons	*	-	*	-	-	*
Mangoes	*	-	*	-	*	*
Oranges	*	-	*	-	*	*
Papayas	21	*	*	-	*	30
Pineapples	-	-	-	-	-	-
Chat	146	*	*	-	*	212
Coffee	60	*	*	-	-	80
Hops / 'Gescho'	-	-	-	-	-	-
Enset	-	-	-	-	-	-
Sugar cane	*	-	-	-	-	*
Other permanent	*	-	*	-	*	*

Table 7 Farm Area Protected against Erosion as Reported by Farmers

Geographic area		Method of Protection					
		Terracing	Water catchments	Planting trees	Ploughing along the contour	Others	Total
Ethiopia	Holder	4,428,862	2,358,512	439,071	6,313,686	3,778,218	12,896,910
	Hectare	2,883,652	1,355,728	133,559	5,029,838	3,091,212	12,493,989
Tigray Region	Holder	476,612	504,318	17,527	256,833	25,954	897,320
	Hectare	288,547	381,846	*	198,306	27,706	899,936
North West Tigray	Holder	86,766	114,346	*	62,646	5,922	164,688
	Hectare	53,146	88,660	*	52,821	*	197,482
Central Tigray	Holder	209,799	107,881	*	55,146	-	284,711
	Hectare	125,622	69,764	*	23,770	-	219,162
East Tigray	Holder	78,057	87,623	*	51,494	1,874	155,605
	Hectare	37,513	31,951	*	30,059	*	99,664
South Tigray	Holder	83,777	154,983	5,364	57,152	*	225,477
	Hectare	61,613	142,059	184	47,257	*	251,285
Western Tigray	Holder	18,213	39,485	*	30,395	14,032	66,838
	Hectare	10,653	49,412	*	44,399	25,093	132,342
Afar Region	Holder	13,699	4,982	-	*	*	19,603
	Hectare	12,032	*	-	*	*	18,130
Zone 1	Holder	9,508	3,220	-	-	-	12,603
	Hectare	8,613	*	-	-	-	12,241
Zone 3	Holder	4,191	1,762	-	*	*	7,000
	Hectare	3,419	543	-	*	*	5,889
Amhara Region	Holder	2,056,823	928,539	150,063	1,542,382	955,722	3,619,493
	Hectare	1,485,909	503,360	51,282	1,328,322	724,111	4,092,984
North Gondar	Holder	295,365	132,200	33,940	259,491	41,185	508,417
	Hectare	236,453	121,995	*	310,825	*	747,985
South Gondar	Holder	286,100	156,717	23,854	272,910	88,427	478,162
	Hectare	209,822	80,498	3,065	196,102	49,886	539,372
North Wollo	Holder	183,593	151,299	*	71,178	27,353	310,710
	Hectare	112,038	89,622	*	45,370	*	259,425
South Wollo	Holder	432,869	193,901	30,212	122,888	113,542	582,622
	Hectare	260,275	75,889	1,991	41,072	57,563	436,790
North Shewa	Holder	293,060	87,256	10,431	205,243	163,027	448,714
	Hectare	229,128	30,820	*	154,793	111,316	527,010
East Gojjam	Holder	203,323	85,278	15,152	226,312	156,268	457,338
	Hectare	152,974	39,209	*	212,321	177,528	583,360
West Gojjam	Holder	160,464	42,118	27,246	274,124	231,614	457,731
	Hectare	111,581	18,613	*	283,463	156,592	576,179
Waghamera	Holder	75,012	24,244	*	21,415	*	90,008
	Hectare	72,863	18,488	*	11,611	*	103,798
Awi	Holder	62,481	26,121	5,085	65,031	123,525	194,286
	Hectare	61,960	*	*	61,288	114,347	255,603
Oromia Zone	Holder	59,857	26,888	1,228	23,125	7,883	85,480
	Hectare	35,864	9,872	*	11,125	*	58,805
Argoba Special	Holder	4,701	2,518	*	665	*	6,025
	Hectare	2,952	1,347	*	353	*	4,658
Oromia Region	Holder	1,113,212	622,415	136,813	2,659,039	2,211,674	5,204,800
	Hectare	783,101	335,606	41,932	2,466,545	2,097,474	5,724,657
West Wellega	Holder	40,444	17,471	28,428	158,990	169,681	281,674
	Hectare	23,959	*	3,665	134,104	124,823	299,255
East Wellega	Holder	*	8,683	*	123,294	173,912	233,233
	Hectare	*	7,908	*	139,316	186,485	336,251
Illubabor	Holder	41,865	9,138	9,540	211,181	119,825	281,844
	Hectare	30,380	3,029	*	191,829	79,237	306,768
Jimma	Holder	*	43,715	*	433,758	246,833	573,739
	Hectare	*	*	*	374,267	137,819	574,822
West Shewa	Holder	31,047	14,733	*	137,739	388,009	473,234
	Hectare	15,251	*	*	138,244	420,377	580,308

Table 7 (cont'd)

Geographic area		Method of Protection					
		Terracing	Water catchments	Planting trees	Ploughing along the contour	Others	Total
North Shewa	Holder	88,895	37,851	1,498	78,748	210,859	301,202
	Hectare	83,484	14,791	*	65,773	226,685	390,809
East Shewa	Holder	85,981	49,144	*	146,554	52,333	275,834
	Hectare	110,495	42,674	*	193,833	82,807	439,474
Arsi	Holder	72,013	79,441	6,720	260,952	194,135	487,981
	Hectare	42,434	47,007	*	295,032	196,690	581,647
West Harerge	Holder	246,892	112,068	*	117,136	34,637	341,639
	Hectare	164,069	37,983	*	70,465	*	287,437
East Harerge	Holder	350,625	137,739	*	129,589	*	468,677
	Hectare	201,143	36,751	*	59,675	*	309,515
Bale	Holder	15,071	42,007	*	230,893	45,371	291,028
	Hectare	*	34,689	*	238,786	48,448	331,253
Borena	Holder	18,918	11,969	*	69,525	21,383	120,534
	Hectare	8,780	*	*	36,331	8,475	62,034
South West Shewa	Holder	17,884	10,010	*	61,678	219,432	252,201
	Hectare	13,955	*	*	57,967	246,559	325,215
Guji	Holder	*	*	-	157,193	29,375	186,569
	Hectare	*	*	-	119,368	20,709	141,834
Kelem	Holder	9,767	12,932	26,934	81,642	106,218	163,835
	Hectare	7,224	*	9,637	73,841	82,382	181,038
Horoguduru	Holder	5,462	10,179	1,704	60,745	82,414	116,771
	Hectare	*	*	*	87,686	139,071	238,676
West Arsi	Holder	72,041	22,169	*	199,423	100,153	354,804
	Hectare	63,838	11,244	2,658	190,028	70,556	338,324
Somali Region	Holder	11,007	30,937	-	57,454	*	93,736
	Hectare	6,098	23,987	-	52,773	*	82,894
Shinele	Holder	4,920	*	-	*	-	6,373
	Hectare	2,024	*	-	*	-	2,796
Jijiga	Holder	*	22,715	-	51,785	-	74,142
	Hectare	*	21,482	-	49,586	-	74,917
Liben	Holder	*	6,981	-	5,035	*	13,222
	Hectare	*	2,055	-	2,865	*	5,180
Benishangul – Gumuz Region	Holder	10,572	49,407	4,056	107,494	16,988	154,407
	Hectare	8,137	44,444	749	132,388	12,681	198,398
Metekel Zone	Holder	*	15,343	3,349	41,936	8,484	55,107
	Hectare	*	17,736	*	74,899	*	99,241
Asosa	Holder	5,976	25,546	*	42,432	*	61,367
	Hectare	*	18,850	*	32,185	*	56,141
Kemashi	Holder	*	5,659	-	13,997	*	23,326
	Hectare	*	5,930	-	15,323	*	26,032
Pawe	Holder	976	1,742	242	3,544	976	5,546
	Hectare	1,053	1,303	*	4,652	633	7,797
Mao Komo	Holder	370	1,118	190	5,585	3,423	9,060
	Hectare	*	625	*	5,329	2,775	9,188
S.N.N.P Region	Holder	716,640	210,482	130,380	1,666,308	551,125	2,837,942
	Hectare	279,814	59,264	35,882	841,142	223,845	1,439,947
Gurage	Holder	95,580	35,305	*	158,763	77,069	315,511
	Hectare	47,316	6,755	*	63,290	27,172	144,593
Hadiya	Holder	55,649	18,524	*	193,455	52,240	240,382
	Hectare	14,330	2,769	*	97,605	27,787	142,899
Kembata – Tembaro	Holder	33,308	3,570	*	96,456	*	108,791
	Hectare	9,519	176	*	38,379	*	50,242
Sidama	Holder	190,945	*	51,414	253,914	118,518	618,899
	Hectare	60,412	*	12,146	78,024	49,378	205,871

Table 7 (cont'd)

Geographic area		Method of Protection					
		Terracing	Water catchments	Planting trees	Ploughing along the contour	Others	Total
Gedio	Holder	15,220	*	15,768	30,035	76,832	148,964
	Hectare	*	*	6,906	6,905	26,486	49,125
Wolayita	Holder	58,204	25,906	*	109,595	47,986	199,345
	Hectare	26,697	5,642	*	41,356	14,863	90,305
South Omo	Holder	10,114	10,167	4,625	51,756	*	77,286
	Hectare	8,856	3,150	1,961	34,351	*	48,969
Sheka	Holder	-	*	10,090	19,225	14,220	42,694
	Hectare	-	*	5,053	14,982	9,688	29,731
Keffa	Holder	*	7,255	*	181,217	13,677	186,269
	Hectare	*	*	*	146,532	*	152,507
Gamo - Gofa	Holder	91,661	10,653	*	153,272	64,177	294,085
	Hectare	41,481	3,221	*	83,018	28,450	156,751
Benchi – Maji	Holder	9,719	7,379	4,813	85,300	15,805	111,945
	Hectare	3,285	2,113	*	49,226	6,180	62,238
Yem	Holder	1,741	1,645	-	13,854	7,822	17,132
	Hectare	*	*	-	14,254	5,862	22,073
Amaro	Holder	15,615	8,625	*	9,293	4,880	34,512
	Hectare	5,148	3,734	*	3,029	2,120	14,355
Burji	Holder	2,157	1,954	*	2,824	2,189	8,115
	Hectare	1,541	776	*	2,356	1,061	5,753
Konso	Holder	36,077	1,750	*	4,467	*	40,438
	Hectare	21,143	*	*	*	*	28,082
Derashe	Holder	23,962	6,008	*	12,595	*	35,582
	Hectare	9,748	2,799	*	7,359	*	19,988
Dawro	Holder	9,939	9,976	*	67,480	11,007	80,996
	Hectare	2,769	*	*	35,629	3,099	44,386
Basketo	Holder	*	*	*	9,756	-	10,513
	Hectare	*	*	*	5,137	-	5,608
Konta	Holder	*	946	*	20,514	*	21,611
	Hectare	*	*	*	14,982	*	15,797
Silitie	Holder	48,766	27,851	*	142,286	31,101	190,489
	Hectare	13,657	*	*	65,858	14,382	105,990
Alaba	Holder	12,126	2,869	*	50,250	*	54,382
	Hectare	6,167	*	*	37,698	*	44,685
Gambela	Holder	*	*	*	21,082	13,621	35,548
	Hectare	*	*	*	8,301	4,764	14,371
Agnuwak	Holder	*	*	*	11,400	*	12,297
	Hectare	*	*	*	5,134	*	6,423
Nuware	Holder	*	-	-	4,413	-	4,506
	Hectare	*	-	-	842	-	859
Mezhenger	Holder	-	-	-	3,671	8,700	12,371
	Hectare	-	-	-	1,934	3,907	5,842
Itang	Holder	-	-	-	1,598	4,774	6,373
	Hectare	-	-	-	391	857	1,247
Harari Region	Holder	16,095	4,736	*	1,635	1,688	18,826
	Hectare	11,053	1,752	*	*	166	13,465
Dire Dawa	Holder	13,467	2,445	*	403	*	15,235
	Hectare	7,979	1,150	*	63	*	9,206

Table 8 Number of Holders Reporting Oxen Shortage by Coping Strategy

Geographic area	Coping strategy						
	Renting oxen	Pairing with Someone's ox	Pairing with horse/cow	Using horse / cow	Digging by hand	Borrowing oxen	Others
Ethiopia	1,080,642	2,887,777	172,082	140,235	2,233,344	2,315,216	444,232
Tigray Region	92,237	278,509	7,639	4,457	20,417	133,753	39,772
North West Tigray	10,939	40,579	*	*	*	20,041	4,981
Central Tigray	21,320	98,835	*	*	4,061	35,412	7,704
East Tigray	22,372	69,466	*	-	3,259	36,825	8,113
South Tigray	23,707	60,137	*	*	8,106	36,618	15,501
Western Tigray	13,899	9,492	*	*	793	4,858	*
Afar Region	33,040	2,619	*	*	3,672	2,581	1,340
Zone 1	15,540	1,934	*	*	1,409	1,468	171
Zone 3	17,499	*	-	*	2,263	*	*
Amhara Region	310,037	982,552	105,933	109,046	126,025	642,132	102,838
North Gondar	81,141	141,800	7,806	4,570	10,169	76,471	14,212
South Gondar	56,621	150,910	26,282	16,233	12,437	71,374	12,038
North Wollo	19,869	96,945	14,772	17,684	11,208	58,576	8,680
South Wollo	35,115	155,400	16,480	*	21,092	118,207	13,877
North Shewa	37,949	103,525	10,194	*	29,040	84,594	17,791
East Gojjam	28,477	138,966	8,387	1,987	17,923	81,440	10,954
West Gojjam	27,587	125,088	6,468	*	12,550	76,323	16,725
Waghamera	5,982	21,427	3,976	1,312	*	19,024	2,853
Awi	12,201	26,094	11,415	30,467	5,093	30,936	3,934
Oromia Zone	4,447	21,152	*	-	3,894	24,009	1,743
Argoba Special	647	1,243	-	-	717	1,179	*
Oromia Region	413,789	1,010,969	39,899	13,295	722,360	1,078,749	237,971
West Welega	44,028	87,321	2,137	*	18,560	72,988	10,416
East Welega	31,271	47,800	*	1,096	12,886	45,359	13,187
Illubabor	24,464	64,315	*	*	34,884	65,011	15,927
Jimma	52,347	128,150	*	*	25,471	121,155	44,108
West Shewa	39,039	73,166	4,997	-	26,864	108,922	32,728
South West Shewa	30,050	51,306	1,487	-	13,375	53,817	7,457
North Shewa	19,348	41,387	1,980	-	6,512	67,133	20,969
East Shewa	19,917	93,237	9,371	*	16,024	99,249	7,446
Arsi	10,054	77,976	3,107	-	63,519	88,152	6,962
West Harerge	5,853	94,113	1,847	*	244,101	58,105	*
East Harerge	24,516	37,807	*	*	10,604	68,467	12,825
Bale	16,014	8,849	*	2,498	68,643	19,954	*
Borena	12,516	52,251	3,320	-	21,996	50,526	12,984
Guji	12,497	12,448	*	*	84,042	21,169	*
Kelem	27,318	53,482	*	-	13,766	24,861	13,124
Horoguduru	14,039	15,223	*	*	4,977	15,071	12,492
West Arsi	30,517	72,137	2,418	-	56,138	98,808	9,243
Somali Region	39,593	9,368	*	*	29,169	20,164	14,248
Shinele	13,989	1,072	*	*	2,358	1,618	*
Jijiga	10,609	8,137	*	*	10,286	17,905	13,286
Liben	14,995	*	-	*	16,526	*	*
Benishangul – Gumuz Region	12,965	13,588	3,440	2,058	67,606	15,895	2,158
Metekel Zone	4,188	4,730	*	-	17,499	4,313	740
Asosa	4,709	4,506	2,939	1,946	30,059	7,527	*
Kemashi	*	1,492	-	*	16,888	*	-
Pawe Special	438	880	140	*	172	1,346	375
Mao Komo	1,586	1,981	*	-	2,988	916	502
S.N.N.P Region	175,430	583,534	13,609	7,047	1,217,445	414,748	43,739
Gurage	24,824	45,645	1,518	*	183,597	23,246	7,521
Hadiya	20,810	88,912	-	*	21,108	78,021	*
Kembata – Tembaro	4,163	44,423	*	*	17,769	36,154	*
Sidama	22,202	21,272	*	*	527,967	22,269	-
Gedio	*	4,012	-	*	139,541	*	*
Wolayita	11,536	67,025	*	*	58,570	48,661	4,642
South Omo	8,722	4,989	*	-	25,128	12,154	1,819

Table 8 (cont'd)

Geographic Area	Coping strategy						
	Renting oxen	Pairing with Someone's ox	Pairing with horse/cow	Using horse / cow	Digging by hand	Borrowing oxen	Others
Sheka	4,354	9,737	-	-	10,038	5,963	7,565
Keffa	8,829	77,834	*	-	7,692	36,648	4,575
Gamo - Gofa	8,868	53,110	*	*	121,918	33,294	*
Benchi – Maji	14,057	20,924	*	-	23,834	20,636	1,068
Yem	478	4,609	*	-	1,468	2,738	1,232
Amaro	*	5,957	*	-	13,208	2,403	-
Burji	181	1,094	*	*	520	1,488	*
Konso	873	2,259	*	*	21,098	6,157	*
Derashe	3,245	5,323	*	*	4,371	6,146	*
Dawro	5,429	28,202	*	-	17,031	19,247	2,362
Basketo	1,862	2,949	-	*	3,757	520	-
Konta	*	6,748	*	*	2,507	5,310	595
Silitie	27,109	72,206	*	-	15,701	39,262	1,291
Alaba	3,363	16,303	*	*	622	14,040	*
Gambela region	1,809	965	*	93	30,053	849	1,731
Agnuwak	573	*	*	-	9,312	788	*
Nuware	*	-	-	-	4,524	-	-
Mezhenger	319	470	-	-	9,997	*	1,666
Itang	198	*	-	93	6,219	-	*
Harari Region	576	2,303	*	*	10,196	2,825	284
Dire Dawa	1,166	3,370	*	*	6,402	3,519	*

Table 9 Number of Holders reporting Oxen

Geographic Area	No ox	One ox	Two oxen	Three oxen	Four oxen	Five oxen
Ethiopia	5,969,933	3,303,595	3,452,411	355,288	278,417	78,431
Tigray Region	268,682	308,102	316,951	23,759	13,712	1,304
North West Tigray	37,222	45,053	74,082	7,389	4,838	*
Central Tigray	69,247	103,959	112,305	3,618	1,794	-
East Tigray	66,548	74,542	24,696	*	*	*
South Tigray	75,801	69,473	80,966	8,237	3,240	-
Western Tigray	19,864	15,076	24,901	3,677	3,572	534
Afar Region	40,426	3,509	4,205	251	192	*
Zone 1	18,376	2,664	2,969	196	192	*
Zone 3	22,050	845	1,236	*	-	-
Amhara Region	1,211,696	1,166,867	1,170,798	134,601	70,606	15,909
North Gonder	162,419	173,750	154,477	22,556	16,940	2,519
South Gonder	156,518	189,376	146,368	12,824	3,400	-
North Wollo	108,195	119,540	85,088	4,483	*	*
South Wollo	213,355	177,632	187,335	11,012	4,639	*
North Shewa	158,271	127,579	162,502	16,427	5,459	*
East Gojjam	136,384	151,750	144,271	27,673	14,082	5,168
West Gojjam	131,858	136,102	169,115	25,010	14,651	3,885
Waghamera	27,010	29,466	30,017	2,534	2,562	*
Awii	83,740	36,402	58,461	11,065	7,626	*
Oromia Zone	31,598	23,800	30,896	924	*	*
Argoba Special	2,347	1,471	2,269	95	-	*
Oromia Region	2,352,485	1,164,545	1,524,031	162,201	168,618	49,502
West Welega	141,850	94,213	48,661	6,809	3,704	1,261
East Welega	96,061	56,572	76,670	5,491	6,989	*
Illubabor	138,728	67,634	66,492	4,674	7,641	2,552
Jimma	229,735	144,594	178,964	14,297	11,205	3,520
West Shewa	200,448	85,268	158,615	16,130	23,091	4,118
South West Shewa	99,674	57,819	137,518	10,819	12,137	3,036
North Shewa	99,602	57,727	87,111	10,071	21,182	8,444
East Shewa	133,250	113,715	191,024	30,137	24,584	9,011
Arsi	158,288	91,480	83,868	9,314	4,045	1,587
West Harerge	316,651	105,944	47,119	*	*	*
East Harerge	107,970	49,710	122,001	18,126	14,653	2,359
Bale	105,897	10,873	34,110	2,845	3,631	1,457
Borena	91,000	62,592	80,054	7,990	10,818	*
Guji	117,925	14,867	53,595	5,134	4,357	1,615
Kelem	80,223	54,245	33,568	2,854	2,047	*
Horoguduru	46,333	16,880	45,238	6,020	8,975	2,962
West Arsi	188,851	80,411	79,424	10,097	8,040	3,556
Somali Region	98,136	18,473	26,519	2,727	*	*
Shinle	18,618	1,259	538	-	*	-
Jijiga	46,795	16,985	25,400	2,442	*	*
Liben	32,724	*	581	*	*	-
Benishangul – Gumuz Region	99,986	17,726	28,928	3,735	4,298	1,609
Metekel Zone	26,086	5,727	15,940	2,724	4,003	1,269
Asosa	44,996	7,231	8,801	664	*	*
Kemashi	20,723	1,579	1,117	*	*	*
Pawe Special	2,296	1,082	2,014	125	*	*
Mao Komo	5,886	2,107	1,057	*	*	*
S.N.N.P Region	1,839,865	615,688	375,977	27,512	20,166	9,289
Gurage	240,263	47,637	28,480	2,547	*	-
Hadiya	120,929	91,042	30,241	1,371	1,421	*
Kembata – Tembaro	57,752	45,842	8,726	-	-	*
Sidama	574,425	23,139	18,763	*	*	*
Gedio	144,804	3,511	2,192	*	*	*
Wolayita	122,663	69,369	15,681	*	-	-
South Omo	47,323	6,212	18,439	2,599	5,251	1,017

Table 9 (cont'd)

Geographic Area	No ox	One ox	Two oxen	Three oxen	Four oxen	Five oxen
Sheka	27,496	10,161	5,112	*	*	-
Keffa	56,427	80,440	48,282	2,532	*	*
Gamo - Gofa	163,008	61,910	65,409	4,623	*	*
Benchi – Maji	56,513	24,694	28,263	1,658	1,289	*
Yem	5,959	4,607	5,832	448	336	-
Amaro	15,769	6,253	10,380	909	1,037	*
Burji	2,139	1,341	3,563	556	404	211
Konso	28,176	3,753	6,565	1,521	871	426
Derashe	14,271	6,090	10,563	2,302	2,447	671
Dawro	45,935	26,817	11,142	*	-	*
Basketo	5,787	3,322	1,308	*	-	*
Konta	9,718	6,865	5,294	210	*	*
Silitie	82,727	73,785	35,941	2,264	1,841	*
Alaba	17,781	18,899	15,803	1,133	*	*
Gambela region	34,551	1,046	1,677	*	*	202
Agnuwak	10,710	*	1,587	*	*	161
Nuware	5,244	-	-	-	-	*
Mezhenger	12,048	466	*	*	-	-
Itang	6,550	-	-	-	*	*
Harari Region	13,056	3,778	2,080	*	-	-
Dire Dawa	11,048	3,860	1,246	*	*	*

APPENDIX I

ESTIMATION PROCEDURES OF TOTALS, RATIOS AND SAMPLING ERRORS

APPENDIX I Estimation Procedures of Totals, Ratios and Sampling Errors

The following formulas were used to estimate total area of land under specific crop, total holders, quantity of fertilizer applied and seed sowed, and ratios in a stratum.

1. For Estimating Total Area of Land Under Specific Crop:

$$\hat{A}_h = \sum_{i=1}^{n_h} W_{hi} \sum_{j=1}^{h_{hi}} a_{hij} = \sum_{i=1}^{n_h} W_{hi} a_{hi}$$

in which, is the basic weight.

Where:

h represents the stratum

n_h is the total number of sample EAs successfully covered in the h^{th} stratum.

M_h is the measure of size of the h^{th} stratum as obtained from the sampling frame.

m_{hi} is the measure of size of the i^{th} sample EA in the h^{th} stratum obtained from the sampling frame.

H_{hi} is the total number of agricultural households of the i^{th} sample EA in the h^{th} stratum.

h_{hi} is the number of sample agricultural households successfully covered in the i^{th} sample EA in the h^{th} stratum.

a_{hij} is the value of area for agricultural households j , in the i^{th} EA in the h^{th} stratum under a specific crop.

a_{hi} is the sample total area under specific crop for EA i in stratum h .

\hat{A}_h estimate of total area under specific crop in stratum h .

2. For Estimating Total Number of Holders:

$$\hat{Y}_h = \sum_{i=1}^{n_h} W_{hi} y_{hi}$$

Where:

y_{hi} is the sample total number of holders of i^{th} EA in the h^{th} stratum.

\hat{Y}_h is estimate of total number of holders for the h^{th} stratum.

W_{hi} is as defined above.

3. For Estimating Quantity of Fertilizer and seed in Stratum h :

$$\hat{Q}_h = \sum_{i=1}^{n_h} W_{hi} q_{hi}$$

where,

\hat{Q}_h is estimate of total quantity of a specific fertilizer applied or seed sowed for a specific crop land in the h^{th} stratum.

q_{hi} is the sample total of a specific fertilizer applied or seed sowed for a specific crop land in the i^{th} EA in the h^{th} stratum.

W_{hi} is as defined above.

4. For Estimating Ratios in Stratum h:

$$\hat{R}_h = \frac{\hat{Z}_h}{\hat{X}_h},$$

Where, the numerator and denominator are estimates of domain totals for characteristic z and x, respectively.

5. Sampling Variance of Estimates:

Sampling variance for the estimate of stratum total of area for a specific crop and holders, and ratios are estimated by the following formulas.

$$Var(\hat{A}_h) = (1 - f_h) \frac{n_h}{n_h - 1} \sum_{i=1}^{n_h} \left(\hat{A}_{hi} - \frac{\hat{A}_h}{n_h} \right)^2 + f_h \sum_{i=1}^{n_h} (1 - f_{hi}) \left(\frac{h_{hi}}{h_{hi} - 1} \right) \sum_{j=1}^{h_{hi}} \left(\hat{A}_{hij} - \frac{\hat{A}_{hi}}{h_{hi}} \right)^2$$

$$Var(\hat{Y}_h) = (1 - f_h) \frac{n_h}{n_h - 1} \sum_{i=1}^{n_h} \left(\hat{Y}_{hi} - \frac{\hat{Y}_h}{n_h} \right)^2 + f_h \sum_{i=1}^{n_h} (1 - f_{hi}) \left(\frac{h_{hi}}{h_{hi} - 1} \right) \sum_{j=1}^{h_{hi}} \left(\hat{Y}_{hij} - \frac{\hat{Y}_{hi}}{h_{hi}} \right)^2$$

$$Var(\hat{Q}_h) = (1 - f_h) \frac{n_h}{n_h - 1} \sum_{i=1}^{n_h} \left(\hat{Q}_{hi} - \frac{\hat{Q}_h}{n_h} \right)^2 + f_h \sum_{i=1}^{n_h} (1 - f_{hi}) \left(\frac{h_{hi}}{h_{hi} - 1} \right) \sum_{j=1}^{h_{hi}} \left(\hat{Q}_{hij} - \frac{\hat{Q}_{hi}}{h_{hi}} \right)^2$$

$$Var(\hat{R}_h) = \frac{1}{\hat{X}_h^2} \left[Var(\hat{Z}_h) + \hat{R}_h^2 Var(\hat{X}_h) - 2\hat{R}_h Cov(\hat{Z}_h, \hat{X}_h) \right]$$

Where,

$$Cov(\hat{Z}_h, \hat{X}_h) = (1 - f_h) \frac{n_h}{n_h - 1} \sum_{i=1}^{n_h} \left(\hat{Z}_{hi} - \frac{\hat{Z}_h}{n_h} \right) \left(\hat{X}_{hi} - \frac{\hat{X}_h}{n_h} \right) + f_h \sum_{i=1}^{n_h} (1 - f_{hi}) \left(\frac{h_{hi}}{h_{hi} - 1} \right) \sum_{j=1}^{h_{hi}} \left(\hat{Z}_{hij} - \frac{\hat{Z}_{hi}}{h_{hi}} \right) \left(\hat{X}_{hij} - \frac{\hat{X}_{hi}}{h_{hi}} \right)$$

f_h = average first stage probability of selection of EAs within stratum h .

$f_{hi} = \frac{h_{hi}}{H_{hi}}$ = average second stage probability of selection within the i^{th} sample EA in stratum h .

$\hat{A}_{hi}, \hat{Y}_{hi}, \hat{Q}_{hi}, \hat{Z}_{hi}, \hat{X}_{hi}$ are weighted total area, holder, quantity of fertilizer or seed, characteristics z and x, respectively, in the i^{th} EA and h^{th} stratum.

$\hat{A}_{hij}, \hat{Y}_{hij}, \hat{Q}_{hij}, \hat{Z}_{hij}, \hat{X}_{hij}$ are weighted value of area, holder, quantity of fertilizer or seed, characteristics z and x, respectively, from j^{th} agricultural household in the i^{th} EA and h^{th} stratum.

Since all strata are independent, the total variance at regional and country level is computed by aggregating the result obtained at Zone/Special Wereda level, i.e.

$$Var(\hat{A}) = \sum_h^L Var(\hat{A}_h), Var(\hat{Y}) = \sum_h^L Var(\hat{Y}_h), Var(\hat{R}) = \sum_{i=1}^L Var(\hat{R}_h)$$

Where, L is the number of strata (Zone/Special Wereda).

In estimating the sampling variance by the above formula, selection of EAs within a stratum is assumed to be with replacement. By so doing the variance estimate may be slightly over estimated but it greatly simplifies the estimation procedure.

6. Coefficient of Variation (CV) of Estimates:

Coefficient of Variations (CV's) in percentage for estimates of stratum total area, number of holders, applied fertilizer and sowed seed for a specific crop are given by:

$$CV(\hat{A}_h) = \frac{\sqrt{Var(\hat{A}_h)}}{\hat{A}_h} * 100, CV(\hat{Y}_h) = \frac{\sqrt{Var(\hat{Y}_h)}}{\hat{Y}_h} * 100, CV(\hat{Q}_h) = \frac{\sqrt{Var(\hat{Q}_h)}}{\hat{Q}_h} * 100,$$

$$CV(\hat{R}_h) = \frac{\sqrt{Var(\hat{R}_h)}}{\hat{R}_h} * 100$$

7. Ninety-five Percent Confidence Interval (CI) of Stratum Total of Area:

$$\hat{A}_h \pm 1.96 * SE(\hat{A}_h) \quad ,$$

Where, $SE(\hat{A}_h) = \sqrt{Var(\hat{A}_h)}$ is the standard error of the estimate of stratum total area.

Estimates of standard errors and confidence intervals for other estimates can also be calculated by adopting the above formulas.

APPENDIX II
ESTIMATES OF STANDARD ERRORS AND COEFFICIENT OF
VARIATIONS

APPENDIX II Estimate of Inputs Applied Area, quantity of inputs used and their Standard Errors and Coefficient of Variations

Crop	All fertilizer						DAP		
	Area (ha)			Quantity (qt)			Area (ha)		
	Estimate	S.E	C.V	Estimate	S.E	C.V	Estimate	S.E	C.V
All	5,418,761	113,720	2.1	4,204,601	154,592	3.68	1,606,803	78,365	4.88
Cereals	4,386,411	102,246	2.33	3,672,820	136,912	3.73	1,431,414	71,979	5.03
Teff	1,429,874	55,062	3.85	1,214,563	67,729	5.58	503,327	33,685	6.69
Barley	451,242	29,379	6.51	263,304	26,411	10.03	205,987	23,777	11.54
Wheat	976,502	52,666	5.39	1,141,283	75,350	6.6	385,538	39,618	10.28
Maize	1,002,522	37,439	3.73	888,446	58,835	6.62	182,582	17,553	9.61
Sorghum	317,829	23,198	7.3	44,821	6,221	13.88	19,101	3,483	18.24
Finger millet	198,543	18,143	9.14	115,856	13,696	11.82	128,527	16,276	12.66
Oats / ‘Aja’	8,138	1,737	21.34	3,577	837	23.4	5,446	1,612	29.59
Rice	1,762	782	44.39	970	673	69.33	907	643	70.91
Pulses	328,736	16,411	4.99	128,575	12,147	9.45	103,996	11,367	10.93
Horse/Faba beans	155,764	8,372	5.37	49,470	5,424	10.96	40,693	4,295	10.55
Field Peas	54,853	5,261	9.59	28,627	4,900	17.12	25,632	4,412	17.21
Haricot beans	77,911	10,263	13.17	40,088	7,814	19.49	32,967	8,475	25.71
Chick peas	14,122	2,461	17.43	1,693	579	34.2	950	287	30.18
Lentils	10,678	2,029	19	4,716	1,478	31.34	1,709	705	41.23
Vetch / Grass peas	6,834	1,476	21.6	704	234	33.27	586	299	50.96
Soya beans	837	400	47.76	193	72	37.43	567	386	68.12
Fenugreek	6,423	1,036	16.13	1,405	441	31.39	691	237	34.29
Gibto	1,313	371	28.28	1,678	848	50.54	201	74	36.9
Oilseeds	98,119	11,104	11.32	102,447	18,579	18.14	25,841	5,020	19.43
Neug	20,793	4,936	23.74	3,356	961	28.64	4,352	1,201	27.6
Linseed	19,523	4,194	21.48	4,033	1,073	26.6	9,097	3,400	37.38
Groundnuts	16,935	6,809	40.21	3,652	1,588	43.48	869	443	50.97
Safflower	1,811	489	27	4,074	1,448	35.53	529	293	55.39
Sesame	13,717	3,733	27.22	1,600	601	37.54	1,389	1,000	71.99
Rapeseed	25,341	3,947	15.58	85,732	18,234	21.27	9,606	3,325	34.62
Vegetables	109,832	8,036	7.32	132,857	24,493	18.44	15,937	2,274	14.27
Lettuce	224	135	59.94	235	157	66.81	12	11	86.28
Head cabbage	2,539	474	18.67	4,751	2,868	60.37	551	324	58.8
Ethiopian cabbage	26,137	1,278	4.89	2,949	588	19.94	563	121	21.55
Tomatoes	2,367	894	37.76	3,057	1,619	52.96	44	24	54.53
Green peppers	4,770	445	9.33	1,239	291	23.48	208	76	36.64
Red peppers	73,609	7,882	10.71	120,569	22,870	18.97	14,558	2,238	15.37
Swiss chard	186	44	23.63	56	25	45.4	-	-	100.15
Root crops	84,958	5,053	5.95	64,440	11,627	18.04	16,129	2,956	18.33
Beetroot	1,566	282	18	494	208	42.12	84	43	50.97
Carrot	1,197	449	37.5	542	255	47.01	106	59	55.65
Onion	10,289	2,131	20.71	18,667	7,889	42.26	2,323	1,432	61.64
Potatoes	35,804	3,950	11.03	33,955	7,485	22.05	12,952	2,573	19.87
Garlic	10,183	908	8.92	7,643	2,094	27.39	235	84	35.77
Taro ‘Godere’	13,858	1,203	8.68	519	205	39.45	118	43	35.9
Sweet potatoes	12,062	1,071	8.88	2,620	754	28.79	310	97	31.25
Other Temporary	28,549	1,583	5.55	22,083	10,088	45.68	801	195	24.35
Permanent crops	382,156	12,881	3.37						
Avocado	2,704	302	11.18						
Bananas	9,286	826	8.89						
Guava	449	66	14.73						
Lemons	257	42	16.35						
Mangoes	1,476	185	12.53						
Oranges	873	137	15.71						
Papayas	1,494	185	12.39						
Pineapples	15	12	77.38						
Chat	68,375	6,073	8.88						
Coffee	70,170	5,292	7.54						
Hops / ‘Gesho’	11,546	1,294	11.21						
Enset	207,013	8,243	3.98						
Sugar cane	5,830	790	13.56						
Other permanent	2,667	343	12.87						

APPENDIX II (cont'd)

Crop	DAP			UREA					
	Quantity (qt)			Area (ha)			Quantity (qt)		
	Estimate	S.E	C.V	Estimate	S.E	C.V	Estimate	S.E	C.V
All	1,313,060	62,668	4.77	274,600	23,533	8.57	253,618	31,616	12.47
Cereals	1,110,021	54,054	4.87	243,067	21,596	8.88	188,604	22,682	12.03
Teff	333,932	22,047	6.6	134,855	15,502	11.5	83,728	14,553	17.38
Barley	170,655	19,502	11.43	9,751	2,126	21.81	7,433	1,721	23.15
Wheat	343,757	29,740	8.65	34,991	6,727	19.23	32,375	8,132	25.12
Maize	152,072	14,860	9.77	37,541	6,017	16.03	46,000	8,052	17.51
Sorghum	15,470	2,327	15.04	13,071	3,005	22.99	12,842	3,812	29.68
Finger millet	91,264	12,928	14.17	12,791	2,441	19.08	6,198	1,354	21.85
Oats / ‘Aja’	2,615	729	27.88	2	2	96.35	3	3	96.35
Rice	255	137	53.62	65	24	36.74	25	9	36.44
Pulses	85,664	9,615	11.22	4,402	1,024	23.26	5,570	1,267	22.74
Horse/Faba beans	31,773	3,473	10.93	1,912	596	31.18	2,544	839	32.96
Field Peas	24,532	4,568	18.62	259	141	54.3	157	68	43.4
Haricot beans	26,090	6,301	24.15	767	225	29.38	1,503	470	31.29
Chick peas	567	182	32.13	578	435	75.28	632	419	66.27
Lentils	1,354	589	43.54	527	280	53.2	216	87	40.53
Vetch / Grass peas	259	125	48.33	121	83	68.72	242	139	57.54
Soya beans	139	53	37.76	35	25	71.69	53	49	92.42
Fenugreek	289	109	37.77	187	88	47.05	178	105	59.19
Gibto	661	288	43.5	17	17	99.44	45	45	99.44
Oilseeds	20,676	3,669	17.74	5,139	1,392	27.08	6,236	1,764	28.29
Neug	1,761	546	30.98	441	184	41.71	546	273	50.04
Linseed	2,955	945	31.97	1,439	892	62.03	823	332	40.28
Groundnuts	645	294	45.64	1,577	858	54.44	2,794	1,511	54.07
Safflower	1,352	717	53.06	276	128	46.48	211	76	35.74
Sesame	506	287	56.65	1,078	470	43.61	842	456	54.13
Rapeseed	13,458	3,347	24.87	329	115	34.9	1,019	360	35.32
Vegetables	32,434	5,442	16.78	11,046	2,656	24.05	25,053	12,526	50
Lettuce	84	82	96.65	90	78	87.54	79	69	87.36
Head cabbage	1,265	820	64.81	274	160	58.54	3,150	2,709	86.01
Ethiopian cabbage	1,591	346	21.75	204	159	77.76	633	333	52.57
Tomatoes	115	64	55.3	146	67	45.47	288	134	46.69
Green peppers	428	202	47.3	151	53	35.49	268	83	30.94
Red peppers	28,950	5,326	18.4	10,181	2,616	25.7	20,632	9,720	47.11
Swiss chard	1	1	100.15	-	-	-	4	4	100.16
Root crops	32,275	7,142	22.13	2,703	523	19.33	5,688	1,131	19.89
Beetroot	182	83	45.88	12	8	65.66	69	38	54.6
Carrot	149	103	68.91	20	16	79.62	41	20	48.46
Onion	5,537	3,446	62.25	735	232	31.59	1,798	696	38.71
Potatoes	25,057	6,244	24.92	828	346	41.84	1,106	510	46.16
Garlic	481	116	24.14	697	229	32.84	1,638	526	32.08
Taro ‘Godere’	338	131	38.66	55	53	95.54	43	42	98.03
Sweet potatoes	531	176	33.22	355	117	32.92	993	391	39.41
Other Temporary	3,660	1,130	30.89	613	187	30.58	1,115	283	25.38
Permanent crops									
Avocado									
Bananas									
Guava									
Lemons									
Mangoes									
Oranges									
Papayas									
Pineapples									
Chat									
Coffee									
Hops / ‘Gesho’									
Enset									
Sugar cane									
Other permanent									

APPENDIX II (cont'd)

Crop	UREA+DAP						INDIGENOUS SEED		
	Area (ha)			Quantity (qt)			Area (ha)		
	Estimate	S.E	C.V	Estimate	S.E	C.V	Estimate	S.E	C.V
All	1,606,319	70,853	4.41	2,637,923	136,642	5.18	12,010,043	151,675	1.26
Cereals	1,528,876	68,536	4.48	2,374,196	125,689	5.29	8,333,097	117,424	1.41
Teff	648,924	41,324	6.37	796,903	63,659	7.99	2,463,757	66,307	2.69
Barley	56,333	6,431	11.42	85,216	17,019	19.97	970,363	45,930	4.73
Wheat	452,662	33,766	7.46	765,150	68,789	8.99	1,396,792	59,551	4.26
Maize	327,683	22,977	7.01	690,374	55,256	8	1,417,892	41,795	2.95
Sorghum	15,750	3,792	24.08	16,508	2,799	16.95	1,612,640	62,380	3.87
Finger millet	26,461	3,852	14.56	18,395	3,133	17.03	406,392	22,705	5.59
Oats / 'Aja'	842	325	38.57	958	412	42.94	30,500	3,573	11.71
Rice	221	200	90.58	690	659	95.56	34,762	14,384	41.38
Pulses	23,119	3,080	13.32	37,341	5,653	15.14	1,568,457	42,813	2.73
Horse/Faba beans	9,182	1,662	18.1	15,153	2,806	18.52	537,580	19,865	3.7
Field Peas	3,366	1,034	30.71	3,939	1,079	27.39	229,970	11,527	5.01
Haricot beans	3,485	857	24.59	12,496	4,055	32.45	258,280	17,713	6.86
Chick peas	879	357	40.67	494	237	47.98	231,108	16,127	6.98
Lentils	4,190	1,465	34.96	3,146	1,201	38.18	92,250	9,019	9.78
Vetch / Grass peas	314	172	54.82	203	115	56.7	159,436	13,200	8.28
Soya beans	-	-	95.88	-	-	95.88	5,922	2,081	35.14
Fenugreek	1,561	656	42.03	938	400	42.59	33,596	4,558	13.57
Gibto	142	84	59.5	972	797	81.94	20,316	4,279	21.06
Oilseeds	9,857	1,644	16.67	75,535	17,659	23.38	851,626	50,131	5.89
Neug	650	248	38.21	1,049	510	48.57	313,106	18,997	6.07
Linseed	559	179	32.03	254	69	27.24	180,572	14,719	8.15
Groundnuts	160	100	62.48	214	136	63.64	41,659	8,801	21.13
Safflower	298	130	43.69	2,511	1,094	43.57	7,786	1,423	18.27
Sesame	521	467	89.78	253	163	64.38	276,848	44,383	16.03
Rapeseed	7,669	1,540	20.09	71,255	17,517	24.58	31,655	4,069	12.85
Vegetables	28,001	5,591	19.97	75,370	19,094	25.33	159,626	10,288	6.45
Lettuce	42	41	97.8	72	66	91.59	233	135	57.77
Head cabbage	105	52	49.52	337	166	49.28	3,023	456	15.08
Ethiopian cabbage	73	23	31.93	725	278	38.32	33,451	1,560	4.66
Tomatoes	1,359	834	61.34	2,655	1,599	60.26	5,201	1,330	25.57
Green peppers	327	103	31.57	543	160	29.37	8,524	638	7.49
Red peppers	26,085	5,524	21.18	70,988	18,966	26.72	108,969	10,088	9.26
Swiss chard	10	6	58.85	51	25	49.11	226	47	20.79
Root crops	8,139	1,770	21.75	26,477	6,662	25.16	143,761	6,811	4.74
Beetroot	166	147	88.41	243	165	68.02	1,917	256	13.37
Carrot	181	129	71.05	352	221	62.81	2,340	1,240	52.99
Onion	3,097	1,161	37.47	11,332	4,972	43.87	15,429	2,525	16.37
Potatoes	3,230	909	28.15	7,793	2,097	26.91	47,541	5,339	11.23
Garlic	1,064	449	42.18	5,524	1,988	35.99	13,877	1,007	7.26
Taro 'Godere'	47	32	67.6	138	93	67.47	29,977	1,780	5.94
Sweet potatoes	353	123	34.75	1,096	408	37.19	32,680	1,987	6.08
Other Temporary	1,192	493	41.38	17,308	9,931	57.38	68,048	6,161	9.05
Permanent crops							885,427	27,091	3.06
Avocado							4,792	412	8.59
Bananas							28,937	4,055	14.01
Guava							1,291	146	11.33
Lemons							749	134	17.91
Mangoes							5,924	628	10.61
Oranges							2,397	265	11.05
Papayas							3,126	282	9.01
Pineapples							40	14	36.1
Chat							136,695	9,064	6.63
Coffee							376,542	22,367	5.94
Hops / 'Geshe'							22,789	2,086	9.15
Enset							277,079	9,405	3.39
Sugar cane							15,526	1,262	8.13
Other permanent							9,541	1,138	11.93

APPENDIX II (cont'd)

Crop	INDIGENOUS SEED			IMPROVED SEED					
	Quantity (qt)			Area (ha)			Quantity (qt)		
	Estimate	S.E	C.V	Estimate	S.E	C.V	Estimate	S.E	C.V
All	8,992,905	197,973	2.2	465,809	27,689	5.94	219,512	14,405	6.56
Cereals	6,963,004	165,790	2.38	430,937	26,331	6.11	203,916	12,208	5.99
Teff	1,312,762	37,145	2.83	16,610	2,789	16.79	7,005	1,339	19.11
Barley	1,685,316	88,257	5.24	6,042	1,662	27.5	9,496	2,709	28.53
Wheat	2,636,087	129,546	4.91	56,030	4,884	8.72	99,655	9,134	9.17
Maize	629,491	18,804	2.99	349,217	25,293	7.24	86,882	6,628	7.63
Sorghum	425,790	17,556	4.12	1,480	447	30.19	100	38	38.58
Finger millet	177,035	11,276	6.37	1,221	717	58.69	221	122	55.33
Oats / ‘Aja’	47,290	6,449	13.64	51	51	100.3	57	58	100.3
Rice	49,234	21,762	44.2	285	210	73.8	500	382	76.35
Pulses	1,782,043	58,675	3.29	14,918	4,084	27.38	14,964	5,367	35.86
Horse/Faba beans	773,765	34,087	4.41	765	245	32.08	586	279	47.64
Field Peas	281,227	17,868	6.35	444	209	46.94	385	226	58.67
Haricot beans	205,929	18,562	9.01	8,482	3,902	46.01	9,162	5,191	56.66
Chick peas	219,953	18,106	8.23	2,017	662	32.82	2,732	1,066	39.03
Lentils	88,459	9,350	10.57	2,608	1,122	43.04	1,821	936	51.39
Vetch / Grass peas	175,964	16,359	9.3	229	158	69.01	62	52	84.68
Soya beans	4,365	1,896	43.43	290	132	45.4	216	124	57.1
Fenugreek	20,009	3,110	15.54	83	66	79.83	-	-	-
Gibto	12,373	3,230	26.1	-	-	-	-	-	-
Oilseeds	247,857	14,564	5.88	2,328	1,079	46.33	633	411	64.93
Neug	61,814	4,181	6.76	97	81	83.39	-	-	-
Linseed	115,645	12,075	10.44	236	127	53.82	77	54	69.55
Groundnuts	25,598	5,085	19.86	90	55	60.96	4	3	84.39
Safflower	1,010	184	18.26	13	12	94.46	1	1	99.76
Sesame	32,411	4,338	13.38	892	493	55.32	154	105	67.97
Rapeseed	11,380	3,275	28.78	1,000	947	94.63	397	394	99.27
Vegetables	-	-	-	1,899	727	38.28	-	-	-
Lettuce	-	-	-	20	12	59.27	-	-	-
Head cabbage	-	-	-	357	174	48.68	-	-	-
Ethiopian cabbage	-	-	-	238	151	63.15	-	-	-
Tomatoes	-	-	-	134	95	71.29	-	-	-
Green peppers	-	-	-	27	14	52.24	-	-	-
Red peppers	-	-	-	1,107	664	60.01	-	-	-
Swiss chard	-	-	-	17	6	35.85	-	-	-
Root crops	-	-	-	799	243	30.39	-	-	-
Beetroot	-	-	-	165	76	46.38	-	-	-
Carrot	-	-	-	77	36	47.53	-	-	-
Onion	-	-	-	186	89	47.68	-	-	-
Potatoes	-	-	-	26	25	93.41	-	-	-
Garlic	-	-	-	2	2	99.85	-	-	-
Taro ‘Godere’	-	-	-	76	69	91.67	-	-	-
Sweet potatoes	-	-	-	267	191	71.46	-	-	-
Other Temporary	-	-	-	320	168	52.58	-	-	-
Permanent crops							-	-	-
Avocado							-	-	-
Bananas							-	-	-
Guava							-	-	-
Lemons							-	-	-
Mangoes							-	-	-
Oranges							-	-	-
Papayas							-	-	-
Pineapples							-	-	-
Chat							-	-	-
Coffee				13,120	3,176	24.2	-	-	-
Hops / ‘Gesho’							-	-	-
Enset							-	-	-
Sugar cane							-	-	-
Other permanent							-	-	-

APPENDIX II (cont'd)

Crop	PESTICIDE			IRRIGATION			EXTENSION PACKAGE		
	Area (ha)			Area (ha)			Area (ha)		
	Estimate	S.E	C.V	Estimate	S.E	C.V	Estimate	S.E	C.V
All	1,884,009	76,766	4.07	164,370	13,528	8.23	1,496,063	72,722	4.86
Cereals	1,793,047	74,704	4.17	96,860	10,374	10.71	1,363,841	67,378	4.94
Teff	736,063	36,855	5.01	12,868	2,379	18.49	401,943	30,743	7.65
Barley	194,557	20,656	10.62	8,480	1,849	21.81	86,225	11,602	13.46
Wheat	597,313	45,950	7.69	6,765	1,694	25.05	298,245	30,044	10.07
Maize	61,519	8,036	13.06	49,272	7,824	15.88	407,030	26,583	6.53
Sorghum	141,039	19,084	13.53	17,852	3,547	19.87	46,706	9,929	21.26
Finger millet	49,085	8,048	16.4	1,245	436	35.04	120,055	16,238	13.53
Oats / 'Aja'	8,413	1,725	20.51	185	134	72.53	3,101	926	29.85
Rice	5,060	3,350	66.19	194	138	71.25	536	237	44.33
Pulses	42,679	10,080	23.62	6,680	1,260	18.86	51,280	6,257	12.2
Horse/Faba beans	6,057	1,416	23.38	1,516	581	38.31	18,723	2,765	14.77
Field Peas	5,246	1,484	28.28	259	96	37.18	8,045	1,596	19.84
Haricot beans	6,322	2,392	37.84	2,074	589	28.41	14,919	4,131	27.69
Chick peas	5,544	2,712	48.92	2,086	717	34.39	4,108	1,120	27.26
Lentils	8,431	4,360	51.72	180	79	43.61	1,415	419	29.6
Vetch / Grass peas	10,756	6,131	57	334	163	48.75	1,289	378	29.28
Soya beans	106	94	88.51	1	1	68.46	2,090	1,955	93.53
Fenugreek	166	90	54.25	218	78	35.64	288	96	33.13
Gibto	52	52	99.39	11	11	99.88	402	159	39.61
Oilseeds	27,744	6,081	21.92	1,870	550	29.4	24,336	4,196	17.24
Neug	1,253	446	35.58	328	223	68.05	6,568	2,303	35.06
Linseed	23,828	5,929	24.88	431	256	59.28	2,295	998	43.49
Groundnuts	16	9	54.62	162	95	58.94	1,776	1,079	60.77
Safflower	195	137	70.42	53	41	78.24	313	129	41.22
Sesame	1,367	496	36.27	453	187	41.26	3,675	1,862	50.67
Rapeseed	1,085	756	69.67	443	380	85.74	9,710	1,836	18.91
Vegetables	6,821	1,615	23.67	8,800	1,437	16.33	25,787	5,995	23.25
Lettuce	31	23	74.68	165	133	80.71	20	11	57.01
Head cabbage	311	233	74.89	630	269	42.78	407	173	42.63
Ethiopian cabbage	390	243	62.17	623	313	50.26	311	97	31.38
Tomatoes	1,204	820	68.15	2,805	975	34.75	284	89	31.39
Green peppers	142	48	33.74	1,113	267	23.96	393	128	32.44
Red peppers	4,734	1,215	25.65	3,431	594	17.31	24,347	5,983	24.58
Swiss chard	8	7	96.74	34	10	30.48	26	11	42.47
Root crops	5,978	1,611	26.94	11,449	1,682	14.69	9,221	1,557	16.88
Beetroot	29	13	45.69	328	167	50.97	79	23	29
Carrot	68	48	70.01	397	195	49.03	65	36	55.11
Onion	2,237	936	41.82	3,816	1,183	31	1,733	707	40.8
Potatoes	3,369	1,275	37.85	2,578	706	27.39	5,394	1,300	24.11
Garlic	141	45	31.79	1,675	302	18.03	1,034	255	24.7
Taro 'Godere'	62	34	54.08	15	8	54.35	352	201	56.97
Sweet potatoes	72	26	36.49	2,639	583	22.09	564	134	23.7
Other Temporary	406	259	63.94	1,477	419	28.36	1,313	506	38.57
Permanent crops	7,334	1,280	17.45	37,233	4,062	10.91	20,285	3,338	16.45
Avocado	8	4	50.55	72	15	20.78	73	32	43.98
Bananas	92	51	54.82	4,453	1,341	30.1	528	198	37.53
Guava	1	1	100.04	351	79	22.4	115	39	34.34
Lemons	-	-	93.71	297	93	31.19	15	8	50.71
Mangoes	28	18	62.33	813	347	42.63	331	154	46.51
Oranges	12	6	45.18	411	122	29.78	63	19	30.68
Papayas	15	9	63.26	1,074	249	23.18	386	165	42.89
Pineapples	-	-	-	1	-	71.8	-	-	-
Chat	4,552	847	18.61	13,665	2,250	16.46	5,266	1,418	26.92
Coffee	1,742	825	47.36	7,694	1,355	17.6	8,853	2,155	24.34
Hops / 'Geshe'	76	37	48.27	2,682	455	16.96	1,478	370	25.03
Enset	748	310	41.52	1,490	319	21.42			
Sugar cane	16	10	62.74	3,725	706	18.96	715	378	52.77
Other permanent	45	26	59.01	506	114	22.61	262	86	32.8

APPENDIX III

NUMBER OF EAs SAMPLED AND COVERED
NUMBER OF HOUSEHOLDS SAMPLED AND COVERED

Appendix III(a). Number of Planned and Actually Covered Sampling Units (EAs & Households) of the 2008/09 (2001 E.C) Annual Agricultural Sample Survey (Meher Season).

Region	Stratum	Enumeration Areas		Households	
	Zone/Sp.wereda	Planned	Covered	Planned	Covered
Tigray	North Western Tigray	31	31	620	618
	Central Tigray	39	39	780	780
	Eastern Tigray	29	29	580	580
	Southern Tigray	38	38	760	760
	Western Tigray	25	25	500	498
	Region Total	162	162	3240	3236
Afar	Zone One	28	28	560	553
	Zone Three	20	20	400	395
	Region Total	48	48	960	948
Amhara	North Gondar	49	49	980	980
	South Gondar	44	44	880	878
	North Wello	45	42	900	840
	South Wello	48	48	960	958
	North Shewa	46	46	920	911
	East Gojam	48	48	960	960
	West Gojam	46	46	920	919
	Wag Hemira	29	27	580	540
	Awi	32	32	640	640
	Oromia	28	28	560	560
	Argoba Special	20	19	400	380
	Region Total	435	429	8700	8566
Oromia	West Wellega	43	42	860	840
	East Wellega	40	40	800	800
	Illubabor	48	48	960	958
	Jimma	46	46	920	920
	West Shewa	44	44	880	880
	North Shewa	39	39	780	776
	East Shewa	40	40	800	799
	Arsi	53	51	1060	1020
	West Harerghe	41	41	820	820
	East Harerghe	48	47	960	939
	Bale	44	44	880	879
	Borena	37	37	740	728
	South West Shewa	38	38	760	759
	Guji	38	38	760	754
	Kelem	36	36	720	719
	Horoguduru	36	36	720	721
	West Arsi	39	39	780	778
	Region Total	710	706	14200	14090

Appendix III. Number of Planned and Actually Covered Sampling Units (EAs & Households)
of the 2008/09 (2001 E.C) Annual Agricultural Sample Survey (Meher Season).

Region	Stratum	Enumeration Areas		Households	
	Zone/Sp.wereda	Planned	Covered	Planned	Covered
Somali	Shinile	20	18	400	354
	Jijiga	28	28	560	553
	Liben	24	24	480	462
	Region Total	72	70	1440	1369
Benishangul-Gumuz	Metekel	25	25	500	493
	Asosa	20	20	400	400
	Kemashi	26	26	520	520
	Pawe Special	20	13	260	260
	Mao Komo	20	20	400	400
	Region Total	111	104	2220	2073
SNNP	Guraghe	41	41	820	820
	Hadiya	34	34	680	679
	Kembata_Tambaro	33	33	660	660
	Sidama	46	46	920	920
	Gedeo	34	34	680	679
	Wolayita	39	39	780	780
	South Omo	36	36	720	720
	Shaka	24	24	480	477
	Keffa	37	37	740	738
	Gamo_Gofa	41	41	820	818
	Bench_Maji	36	36	720	720
	Yem Specia Wereda	20	20	400	400
	Amaro Special W.	20	20	400	399
	Burji Special Wereda	20	20	400	399
	Konso Special Wereda.	20	19	400	380
	Derashe Special Wereda.	20	13	400	260
	Dawro	32	32	640	640
	Basketo Special Wereda.	20	20	400	399
	Konta Special Wereda.	20	20	400	398
	Siltie	30	30	600	600
	Alaba Special Wereda.	20	20	400	400
	Region Total	623	616	12460	12286
Gambela	Agnuwak	21	20	420	420
	Nuware	20	8	400	240
	Mezhenger	20	19	400	378
	Itang Special	20	12	400	360
	Region Total	81	59	1620	1398
Harari	Harari	24	24	480	478
Dire Dawa	Dire Dawa	24	24	480	478
Country Total		2290	2242	45800	44922

APPENDIX IV

QUESTIONNAIRE

CENTRAL STATISTICAL AUTHORITY
ETHIOPIAN AGRICULTURAL SAMPLE SURVEY 2008/09 (2001 E.C)

PART I – IDENTIFICATION PARTICULARS

1	2	3	4	5	6	7	8	9	10	11	12	13	14
Region	Zone	Wereda	PA / REST AR	EA LOCAL	HH ID	HH HEAD SEX 1=M 2=F	HOLDER ID	HOLDER'S		SEX M=1 F=2	HIGHEST GRADE COMPLETED	HOLDER'S HH SIZE	FARMING TYPE CROP=1 LIVEST=2 BOTH=3
								NAME	AGE				

PART II – CROP FIELD / OTHER LAND USE

15	16	17				
SER. NO.	QUESTIONS FOR THE HOLDER	PARCEL NO.	FIELD NO.			
		IS THE FIELD PURE STAND =1 MIXED CROP =2 OTHER LAND USE=3				
		CROP/OTHER NAME	CROP NAME	CROP NAME		
		CODE	CODE	CODE		
		CODE	CODE	CODE		
0	1	Ownership Own = 1 Rented in =2 Other =3				
0	2	Is field under Extension Program? Yes =1 No = 2				
0	3	Is Field Irrigated? Yes =1 No =2				
0	4	If Field Irrigated source of water River =1 Lake =2 Pond =3 Harvested water =4 other =5				
0	5	Is Field Prevented form Erosion Yes = 1 No =2				
0	6	If yes in #5, common way of prevention Terracing = 1 Other =5 Water catchments =2 Afforestation = 3 Plough along the cont. = 4				
0	7	Percent share of mixed crops				
0	8	Number of Fruit Trees (excluding coffee, chat, pineapple, sugarcane)				
0	9	Number of Fruit Bearing Trees (excluding coffee, chat, pineapple, sugarcane)				
1	0	Seed / Seedling Type Improved Seed = 1 indigenous seed = 2				
1	1	For Cereals, Pulses & Oilseeds only Quantity of improved seeds used	Kilo	Gram	Kilo	Gram
1	2	For Cereals, Pulses & Oilseeds only Price of improved seeds used	Birr	Cents	Birr	Cents
1	3	For Cereals, Pulses & Oilseeds only Quantity of indigenous seeds used	Kilo	Gram	Kilo	Gram
1	4	Was crop damaged ? Yes = 1 No =2				
1	5	If yes in question number 14, Cause of damage Code				
1	6	Percent of damaged crop				
1	7	Prevention/precaution measure taken? Yes =1 No =2				
1	8	Type of measure if any? Chemical = 1 Non – chemical = 2 Both = 3				
1	9	Chemical type used if any Pesticide =1 herbicide =2 Fungicide =3 1&2 = 4 1 & 3 = 5 2 & 3 = 6 All = 7				
2	0	Is Fertilizer Used? Yes =1 No = 2				
2	1	Type of fertilizer used if any? Natural = 1 Chemical = 2 Both = 3				
2	2	If chemical fertilizer used 22.1 Type UREA = 1 DAP = 2 Both = 3				
		22.2 Quantity of chemical fertilizer used	Kilo	Gram		
2	3	If natural fertilizer used, type Manure = 1 Compost = 2 Organic = 3 1 & 2 = 4 1&3 = 5 2 & 3 = 6 All = 7 others = 8				
2	4	How often is temporary crop field used in Meher (main) season?				
2	5	If twice in #24 which crop is the 2 nd harvest?	Crop name	code	Crop name	code
2	6	What was the previous state of the field ? Fallow =1 crop field =2 Virgin =3 Rented in cropfield =4 other =5				

PART III – RESULTS OF AREA MEASUREMENTS

18	19	20	21	22	23	24	25	26
Is the field measured?		Yes = 1		No = 2		Code →		
Side	1 - 2	2 - 3	3 -	4 -	5 -	6 -	7 -	8 -
Bearing (0)	<div style="background-color: #cccccc; width: 20px; height: 15px;"></div>	<div style="background-color: #cccccc; width: 20px; height: 15px;"></div>	<div style="background-color: #cccccc; width: 20px; height: 15px;"></div>	<div style="background-color: #cccccc; width: 20px; height: 15px;"></div>	<div style="background-color: #cccccc; width: 20px; height: 15px;"></div>	<div style="background-color: #cccccc; width: 20px; height: 15px;"></div>	<div style="background-color: #cccccc; width: 20px; height: 15px;"></div>	<div style="background-color: #cccccc; width: 20px; height: 15px;"></div>
Length	<div style="border: 1px solid black; width: 20px; height: 15px;"></div>	<div style="border: 1px solid black; width: 20px; height: 15px;"></div>	<div style="border: 1px solid black; width: 20px; height: 15px;"></div>	<div style="border: 1px solid black; width: 20px; height: 15px;"></div>	<div style="border: 1px solid black; width: 20px; height: 15px;"></div>	<div style="border: 1px solid black; width: 20px; height: 15px;"></div>	<div style="border: 1px solid black; width: 20px; height: 15px;"></div>	<div style="border: 1px solid black; width: 20px; height: 15px;"></div>
Side	9 -	10 -	11 -	12 -	13 -	14 -	15 -	16 -
Bearing (0)	<div style="background-color: #cccccc; width: 20px; height: 15px;"></div>	<div style="background-color: #cccccc; width: 20px; height: 15px;"></div>	<div style="background-color: #cccccc; width: 20px; height: 15px;"></div>	<div style="background-color: #cccccc; width: 20px; height: 15px;"></div>	<div style="background-color: #cccccc; width: 20px; height: 15px;"></div>	<div style="background-color: #cccccc; width: 20px; height: 15px;"></div>	<div style="background-color: #cccccc; width: 20px; height: 15px;"></div>	<div style="background-color: #cccccc; width: 20px; height: 15px;"></div>
Length	<div style="border: 1px solid black; width: 20px; height: 15px;"></div>	<div style="border: 1px solid black; width: 20px; height: 15px;"></div>	<div style="border: 1px solid black; width: 20px; height: 15px;"></div>	<div style="border: 1px solid black; width: 20px; height: 15px;"></div>	<div style="border: 1px solid black; width: 20px; height: 15px;"></div>	<div style="border: 1px solid black; width: 20px; height: 15px;"></div>	<div style="border: 1px solid black; width: 20px; height: 15px;"></div>	<div style="border: 1px solid black; width: 20px; height: 15px;"></div>
Side	17 -	18 -	19 -	20 -	21 -	22 -	23 -	24 -
Bearing (0)	<div style="background-color: #cccccc; width: 20px; height: 15px;"></div>	<div style="background-color: #cccccc; width: 20px; height: 15px;"></div>	<div style="background-color: #cccccc; width: 20px; height: 15px;"></div>	<div style="background-color: #cccccc; width: 20px; height: 15px;"></div>	<div style="background-color: #cccccc; width: 20px; height: 15px;"></div>	<div style="background-color: #cccccc; width: 20px; height: 15px;"></div>	<div style="background-color: #cccccc; width: 20px; height: 15px;"></div>	<div style="background-color: #cccccc; width: 20px; height: 15px;"></div>
Length	<div style="border: 1px solid black; width: 20px; height: 15px;"></div>	<div style="border: 1px solid black; width: 20px; height: 15px;"></div>	<div style="border: 1px solid black; width: 20px; height: 15px;"></div>	<div style="border: 1px solid black; width: 20px; height: 15px;"></div>	<div style="border: 1px solid black; width: 20px; height: 15px;"></div>	<div style="border: 1px solid black; width: 20px; height: 15px;"></div>	<div style="border: 1px solid black; width: 20px; height: 15px;"></div>	<div style="border: 1px solid black; width: 20px; height: 15px;"></div>
Side	25 -	26 -	27 -	28 -	29 -	30 -	31 -	32 -
Bearing (0)	<div style="background-color: #cccccc; width: 20px; height: 15px;"></div>	<div style="background-color: #cccccc; width: 20px; height: 15px;"></div>	<div style="background-color: #cccccc; width: 20px; height: 15px;"></div>	<div style="background-color: #cccccc; width: 20px; height: 15px;"></div>	<div style="background-color: #cccccc; width: 20px; height: 15px;"></div>	<div style="background-color: #cccccc; width: 20px; height: 15px;"></div>	<div style="background-color: #cccccc; width: 20px; height: 15px;"></div>	<div style="background-color: #cccccc; width: 20px; height: 15px;"></div>
Length	<div style="border: 1px solid black; width: 20px; height: 15px;"></div>	<div style="border: 1px solid black; width: 20px; height: 15px;"></div>	<div style="border: 1px solid black; width: 20px; height: 15px;"></div>	<div style="border: 1px solid black; width: 20px; height: 15px;"></div>	<div style="border: 1px solid black; width: 20px; height: 15px;"></div>	<div style="border: 1px solid black; width: 20px; height: 15px;"></div>	<div style="border: 1px solid black; width: 20px; height: 15px;"></div>	<div style="border: 1px solid black; width: 20px; height: 15px;"></div>
Field Measurement	date	month	Closure error		Area in square meters			
	<div style="border: 1px solid black; width: 20px; height: 15px;"></div>	<div style="border: 1px solid black; width: 20px; height: 15px;"></div>	<div style="border: 1px solid black; width: 20px; height: 15px;"></div>	<div style="border: 1px solid black; width: 20px; height: 15px;"></div>	<div style="border: 1px solid black; width: 20px; height: 15px;"></div>	<div style="border: 1px solid black; width: 20px; height: 15px;"></div>	<div style="border: 1px solid black; width: 20px; height: 15px;"></div>	<div style="border: 1px solid black; width: 20px; height: 15px;"></div>
For fields selected		Selected corner number		Shortest side length		Random number		
For crop cutting		Shortest side Bearing		Longest side length		Random number		

CENTRAL STATISTICAL AUTHORITY
ETHIOPIAN AGRICULTURAL SAMPLE SURVEY 2008/09 (2001 E.C)

PART I – IDENTIFICATION PARTICULARS

1	2	3	4	5	6	7	8	9	10	11	12	13	14
Region	Zone	Wereda	PA/ REST.AR	EA LOCAL	HH ID	HH HEAD SEX 1=M 2=F	HOLDER ID	HOLDER'S		SEX M=1 F=2	HIGHEST GRADE COMPLETED	HOLDER'S HH SIZE	FARMING TYPE CROP=1 LIVEST=2 BOTH=3
								NAME	AGE				

PART II – MISCELLANEOUS QUESTIONS FOR THE HOLDER

15	16	17
SER.NO.	QUESTIONS	CODE
1	Do you exercise crop rotation on your land holding? Yes = 1 No = 2	
2	Reason for not using chemical fertilizers on any one of your crop fields Ignorance = 1 High price = 2 Lack of Money = 3 Non – availability of supply = 4 lack of credit service = 5 Skeptical of the outcome = 6 Others (specify) = 7	
3	Reason for not participating in Extension Program Ignorance = 1 Lack of Money = 2 Skeptical of the outcome = 3 Non – availability of the program = 4 Lack of adequate crop fields = 5 Others (specify) = 6	
4	Do you get credit services? Yes = 1 No = 2	
5	If no in # 4 Why? Non availability of the service = 1 Unable to pay the loan = 2 Inadequate services provided = 3 Ignorance = 4 Does not yield any results = 5 Others = 6	
6	Do you get advisory services? Yes = 1 No = 2	
7	If no in # 6 Why? Non availability of the service = 1 Inadequate services provided = 2 Inadequate services provided = 2 Ignorance = 3 Does not yield any results = 4 Others = 5	
8	Your major supplier of fertilizer is Government organizations = 1 Private organizations = 2 Merchants = 3 Others (Specify) = 4 Never used fertilizer = 5	
9	How many oxen do you have in this Meher season?	
10	If you have one or no ox how do you plough? By renting ox = 1 By pairing mine with someone's ox = 2 By pairing mine with cow/ horse = 3 Using horses or cows = 4 Hand digging = 5 Using borrowed oxen = 6 others = 7	
11	Total number of fields recorded for the holder	
12	Total number of crop fields recorded for the holder	
13	Has the holder ploughed additional fields over that of the previous year? Yes = 1 No = 2	
14	If yes in question # 13, what was the previous state of the additional fields? Holder's virgin land = 1 Public/ Community virgin land = 2 Borrowed fallow land = 3 Other = 4	