

# **THE FEDERAL DEMOCRATIC REPUBLIC OF ETHIOPIA**

**CENTRAL STATISTICAL AUTHORITY**

## **REPORT ON THE 1999/2000 HOUSEHOLD INCOME, CONSUMPTION AND EXPENDITURE SURVEY**

Feb. 2001  
Addis Ababa

---

**258 STATISTICAL BULLETIN 258**

---

PREPARED AND PRINTED BY  
CENTRAL STATISTICAL AUTHORITY  
P.O.BOX 1143 ADDIS ABABA  
Tel. 55-30-11

# **Table of Contents**

## **Chapter I**

page

### **Background to the Survey**

|     |   |   |
|-----|---|---|
| 1.1 | Introduction .....  | 1 |
| 1.2 | Objective of the Household Income, Consumption and expenditure survey ..... | 2 |
| 1.3 | Notes.....  | 3 |

## **Chapter II**

### **Survey Methodology.....5**

|      |   |    |
|------|---|----|
| 2.1  | Scope and Coverage .....                                | 5  |
| 2.2  | Contents of Survey Questionnaire.....                   | 5  |
| 2.3  | Concepts and Definitions .....                          | 6  |
| 2.4  | Pilot Survey.....                                       | 9  |
| 2.5  | Sample design .....                                     | 10 |
| 2.6  | Selection Scheme and Sample Size in Each Category ..... | 11 |
| 2.7  | Training of Field Staff.....                            | 14 |
| 2.8  | Field Organization.....                                 | 15 |
| 2.9  | Data Collection.....                                    | 16 |
| 2.10 | Field Supervision .....                                 | 17 |
| 2.11 | Data Processing.....                                    | 17 |

## **Chapter III**

### **Summary of Major Findings ..... 19**

|     |  |    |
|-----|--|----|
| 3.1 | Introduction .....   | 19 |
| 3.2 | Population Estimates and Basic Population Characteristics .....          | 19 |
| 3.3 | The level and Patter of Consumption and Expenditure of Households .....  | 22 |
| 3.4 | The Status of Per Capita Expenditure and All Payments.....               | 29 |
| 3.5 | The Level and Pattern of Reported Income and Receipt of Households ..... | 33 |

|     |  |    |
|-----|--|----|
| 3.6 | The Source of all Payments/Expenditure .....         | 35 |
| 3.7 | The Level and Pattern of Household Expenditure ..... | 37 |
| 3.8 | The Saving Status of Households and Population ..... | 41 |
| 3.9 | The Per Capita Daily Calorie Intake .....            | 43 |

## CHAPTER IV STATISTICAL TABLES

### PART A: COUNTRY LEVEL TABLES

|           |   |    |
|-----------|---|----|
| Table 1a: | Distribution of Households and Members by Age, Sex and Household Size-Country Total.....                                  | 53 |
| Table 2a: | Distribution of Households by Household Size, Sex of Head of Household and Domestic Expenditure Group-Country Total ..... | 55 |
| Table 3a: | Distribution of Members of Households by Household Size, Sex and Domestic Expenditure Group-Country Total .....           | 57 |
| Table 4a: | Distribution of Members of Households by Age, Sex and Domestic Expenditure Group-Country Total .....                      | 59 |
| Table 5a: | Distribution of Households by Household Size, Sex of Head of Household and Payment Group-Country Total .....              | 61 |
| Table 6a: | Distribution of Members of Households by Household Size, Sex and Payment Group-Country Total .....                        | 63 |
| Table 7a: | Distribution of Members of Households by Age, Sex and total Payment Group-Country Total .....                             | 65 |
| Table 8a: | Distribution of Households by Household Size Sex of Head of Household and Income Group-Country Total.....                 | 67 |



|  |     |
|--|-----|
| Table 9a: Distribution of Members of Households by Household Size, Sex and<br>Income Group-Country Total .....             | 69  |
| Table 10a: Distribution of Members of Households by Age, Sex and Income Group-<br>Country Total.....                       | 71  |
| Table 11a: Distribution of Households by Household Size, Sex of Head of Household<br>and Receipt Group-Country Total ..... | 73  |
| Table 12a: Distribution of Members of Households by Household Size, Sex and<br>Receipt Group-Country Total .....           | 75  |
| Table 13a: Distribution of Members of Households by Age, Sex and Receipt Group-<br>Country Total.....                      | 77  |
| Table 14a: Distribution of Households by Income and Domestic Expenditure Group-<br>Country Total.....                      | 79  |
| Table 15a: Value of Expenditure (i.e., all Payment) by Expenditure Group-Country<br>Levels .....                           | 81  |
| Table 15.1 Value of Household Non-Consumption Expenditure by Reporting Levels<br>-Total .....                              | 95  |
| Table 16a: Quantity of Food, Drinks and Tobacco Consumed by Domestic<br>Expenditure Group - Country Level .....            | 97  |
| Table 17a: Total Payments in Birr Per Household and Per Person by Source-Country<br>Total .....                            | 133 |

## PART B: RURAL LEVEL TABLES

|  |     |
|--|-----|
| Table 1b: Distribution of Households and Members by Sex and Household Size-<br>Country Rural .....                                       | 137 |
| Table 2b: Distribution of Households by Household Size, Sex of Head of Household<br>and Domestic Expenditure Group - Country Rural ..... | 139 |
| Table 3b: Distribution of Members of Households by Household Size, Sex and<br>Domestic Expenditure Group - Country Rural .....           | 141 |
| Table 4b: Distribution of Members of Households by Age, Sex and Domestic<br>Expenditure Group Country - Rural .....                      | 143 |
| Table 5b: Distribution of Households by Household Size, Sex of Head of Household<br>and Payment Group- Country Rural .....               | 145 |
| Table 6b: Distribution of Members of Households by Household Size, Sex and<br>Payment Group - Country Rural .....                        | 147 |
| Table 7b: Distribution of Members of Households by Age, Sex and total Payment<br>Group - Country Rural .....                             | 149 |
| Table 8b: Distribution of Households by Household Size Sex of Head of Household<br>and Income Group - Country Rural .....                | 151 |
| Table 9b: Distribution of Members of Households by Household Size, Sex and<br>Income Group- Country Rural .....                          | 153 |
| Table 10b: Distribution of Members of f Households by Age, Sex and Income Group-<br>Country Rural .....                                  | 155 |

|   |     |
|---|-----|
| Table 11b: Distribution of Households by Household Size, Sex of Head of Household<br>and Receipt Group- Country Rural ..... | 157 |
| Table 12b: Distribution of Members of Households by Household Size, Sex and<br>Receipt Group - Country Rural .....          | 159 |
| Table 13b: Distribution of Members of Households by Age, Sex and Receipt<br>Group- Country Rural .....                      | 161 |
| Table 14b: Distribution of Households by Income and Domestic Expenditure Group-<br>Country Rural .....                      | 163 |
| Table 15b: Value of Expenditure (i.e., all Payment) by Expenditure Group- Country<br>Rural .....                            | 165 |
| Table 15.2: Value of Household Non-Consumption Expenditure by Reporting<br>Levels-Rural.....                                | 179 |
| Table 16b: Quantity of Food, Drinks and Tobacco Consumed by Domestic<br>Expenditure Group- Country Rural .....              | 181 |
| Table 17b: Total Payments in Birr Per Household and Per Person by Source-Country<br>Rural .....                             | 217 |

#### PART C: URBAN LEVEL TABLES

|   |     |
|---|-----|
| Table 1c: Distribution of Households and Members by Sex and Household Size-<br>Country Urban .....                                      | 221 |
| Table 2c: Distribution of Households by Household Size, Sex of Head of Household<br>and Domestic Expenditure Group- Country Urban ..... | 223 |

|  |     |
|--|-----|
| Table 3c: Distribution of Members of Households by Household Size, Sex and Domestic Expenditure Group- Country Urban ..... | 225 |
| Table 4c: Distribution of Members of Households by Age, Sex and Domestic Expenditure Group- Country Urban .....            | 227 |
| Table 5c: Distribution of Households by Household Size, Sex of Head of Household and Payment Group- Country Urban .....    | 229 |
| Table 6c: Distribution of Members of Households by Household Size, Sex and Payment Group- Country Urban.....               | 231 |
| Table 7c: Distribution of Members of Households by Age, Sex and total Payment Group- Country Urban.....                    | 233 |
| Table 8c: Distribution of Households by Household Size Sex of Head of Household and Income Group- Country Urban .....      | 235 |
| Table 9c: Distribution of Members of Households by Household Size, Sex and Income Group- Country Urban.....                | 237 |
| Table 10c: Distribution of Members of Households by Age, Sex and Income Group- Country Urban .....                         | 239 |
| Table 11c: Distribution of Households by Household Size, Sex of Head of Household and Receipt Group- Country Urban.....    | 241 |
| Table 12c: Distribution of Members of Households by Household Size, Sex and Receipt Group- Country Urban .....             | 243 |

|  |     |
|--|-----|
| Table 13c: Distribution of Members of Households by Age, Sex and Receipt Group-<br>Country Urban .....         | 245 |
| Table 14c: Distribution of Households by Income and Domestic Expenditure Group-<br>Country Urban .....         | 247 |
| Table 15c: Value of Expenditure (i.e., all Payment) by Expenditure Group- Country<br>Urban .....               | 249 |
| Table 15.3: Value of Household Non - Consumption Expenditure by Reporting<br>Levels- Country Urban .....       | 263 |
| Table 15.4: Value of Household Non – Consumption Expenditure by Selected Urban<br>Centers.....                 | 265 |
| Table 16c: Quantity of Food, Drinks and Tobacco Consumed by Domestic<br>Expenditure Group- Country Urban ..... | 267 |
| Table 17c: Total Payments in Birr Per Household and Per Person by Source – Country<br>Urban .....              | 303 |

#### PART D: REGIONAL SUMMARY AND SUMMARY OF SELECTED URBAN CENTERS

|  |     |
|--|-----|
| Table 1.1a: Distribution of Households by Domestic Expenditure Group and region<br>– Rural + Urban ..... | 307 |
| Table 1.1b: Distribution of Households by Domestic Expenditure Group and Region<br>- Rural .....         | 309 |
| Table 1.1c : Distribution of Households by Domestic Expenditure Group and Region<br>- Urban .....        | 311 |

|  |     |
|--|-----|
| Table 2.1a : Average Value of Expenditure (i.e. All Payments) by Major Expenditure<br>Items – Rural + Urban .....        | 313 |
| Table 2.1b : Average Value of Expenditure (i.e. All Payments) by Major Expenditure<br>Items – Rural .....                | 315 |
| Table 2.1c : Average Value of Expenditure (i.e. All Payments) by Major Expenditure<br>Items – Urban .....                | 317 |
| Table 3.1a: Total Payments by Source of Payment – Rural + Urban .....  | 319 |
| Table 3.1b: Total Payments by Source of Payment – Rural .....  | 321 |
| Table 3.1c: Total Payments by Source of Payment –Urban .....   | 323 |
| Table 1u: Distribution of Households by Domestic Expenditure Group and<br>Selected Urban Centers .....                   | 325 |
| Table 2u: Average Value of Expenditure i.e., All Payments by Major Expenditure<br>Items and Selected Urban Centers ..... | 327 |
| Table 3u: Total Payments by Source of Payment and Selected Urban Centers .....   | 328 |
| APPENDIX I: STANDARD ERRORS AND COEFFICIENT VARIATION FOR<br>ESTIMATE.....   | 331 |
| APPENDIX II: ESTIMATION PROCEDURES OF TOTAL, RATIO AND<br>SAMPLING ERRORS .....  | 339 |
| APPENDIX III: SURVEY QUESTIONNAIRE .....   | 349 |

# **CHAPTER I**

## **BACKGROUND TO THE SURVEY**

### **1.1 INTRODUCTION**

This is a report on the 1999/2000 Household Income, Consumption and Expenditure Survey, (HICES), conducted on a sample basis throughout the country. In this report, the principal results of the survey and major tabular reports are presented at country, rural, and urban levels. In addition, summary tables of basic characteristics (i.e., distribution of households by domestic expenditure group, average value of expenditure by major expenditure items, average calories intake per person per day by major food and drink groups and percentage distribution of receipts by source for regions, rural and urban areas as well as for selected urban centers are presented.

The need for comprehensive economic statistics has been recently growing rapidly in most developing countries in view of the use of such statistics in formulating socio-economic development plans in general, and to assess the socio-economic situation at the micro level, in particular. Thus, reliable and timely economic statistics data at the household level such as the ones obtained from Household Income, Consumption and Expenditure Survey, on a regular basis are the major sources of these data. This survey provide valuable data, especially for assessment of the impact of policies on the conditions and levels of living of households.

The format of this volume is arranged in such a way as to facilitate easy comparability at country (total), rural and urban levels. Total may indicate country or regional levels. To achieve this, tabular reports signifying the same title are designated by the same table number but subscripted by the letters "a", "b" and "c" for total, rural and urban level reports, respectively. For instance, the tabular report "Distribution of Households and Household Members by Age, Sex and Household Size" is designated by the same table number, i.e., Table 1, thus "1a" is for country, "1b" for rural and "1c" for urban level reports. Similarly, the tabular report "Distribution of Households and Household Members by "Age, Sex and Household size" is designated by the same table

number, i.e., Table 1.1, thus "1.1a" for Regional total "1.1b " for Regional rural and "1.1c" for Regional urban. However, in some cases tables are further subscripted by letter "u"; i.e. "u" is for selected urban centers.

It should be pointed out that the major results presented here are descriptive, and it is in the belief of the Authority that the results of this survey could serve, among other things, as a valuable tool for designing socio-economic policy measures at micro level and to undertake further research on economic situation of the country. However, the data presented in this report could be, enriched by further investigation and by undertaking in depth analysis.

## **1.2 OBJECTIVES OF THE HOUSEHOLD INCOME, CONSUMPTION AND EXPENDITURE SURVEY**

It is a well known fact that surveys of Household Income, Consumption and Expenditure usually have the major goal of providing basic data needed for the purpose of designing Socio-economic policy as well as other related issues that might arise at the micro level. The major objectives of the Survey are to:

- a. provide data on the levels, distribution and pattern of household income, consumption and expenditure that will be used for analysis of changes in the levels of living standards of households over time in various socio-economic groups and geographical areas.
- b. obtain information for the formulation of socio-economic plans and policies.
- c. furnish series of data for assessing the impact of existing or proposed socio-economic programs on household living conditions.
- d. provide data for compiling household accounts in the system of national accounts, especially in the estimation of private consumption expenditure.
- e. obtain weights and other useful information for the construction of consumer price indices at various levels.



### 1.3 NOTES


The Authority would like to advise users to use the text as well as the statistical tables by considering the following notes.

#### **a/ Symbols used**

|           |   |
|-----------|---|
| -         | Not available or negligible                         |
| %         | percent   |
| HH        | Household   |
| PHH       | Per Household                                       |
| PP        | Per Person  |
| M         | Male  |
| F         | Female  |
| M+F       | Both sexes  |
| Gm        | Gram  |
| CC        | Cubic centimeter                                    |
| Agri.     | Agricultural  |
| Non. Agri | Non-Agricultural                                    |
| SNNPR     | Southern Nations, Nationalities and Peoples Region. |

#### **b/ Condition of Figures**

- Figures may not add up to totals because of rounding.
- Figures may differ slightly from table to table due to processing.



## **CHAPTER II**

### **SURVEY METHODOLOGY**

#### **2.1 SCOPE AND COVERAGE**

The 1999/2000 Household Income, Consumption, and Expenditure Survey covered the population in sedentary areas of the country on a sample basis excluding the non-sedentary population in Afar and Somali Regional States. That is, the survey covered the population in sedentary areas of the nine Regional States and two administrative regions each of which is composed of rural and urban parts. On the other hand, residents of collective quarters, homeless persons and foreigners were not covered in the survey.

A total of 1,264 Enumeration Areas, EAs (722 in rural and 542 in urban areas) were selected to be covered in each round of the survey in all regions. The survey succeeded to cover all selected EAs in the rural and urban areas in both rounds. In each round the survey was conducted on the basis of 12 rural and 16 urban households systematically selected in each EA for the survey from a fresh list of households prepared at the beginning of the first round of the survey period.

With regard to ultimate sampling units, it was planned to cover a total of 17,336 households (8,664 in rural and 8,672 in urban areas) all over the country. The response rate was about 100 percent (99.95 percent or 8660 households in rural and 100 percent or 8,672 households in urban areas). Only four of the selected rural households in Afar Region refused to cooperate in giving responses to the questions asked in the survey (see summary table II.1).

#### **2.2 CONTENT OF SURVEY QUESTIONNAIRE**

In this survey, data were collected using three basic schedules: these include schedule on basic population characteristics that constituted population size, age, sex, marital status and education; schedule on household consumption expenditure, that is, consumption of food, drinks and tobacco; and schedule on household expenditure on

various consumption and non-consumption items such as, expenditure on clothing and footwear; household goods and services; house rent, energy and water; transport and communication; entertainment and education; personal care and effects and household non-consumption expenditure items. Furthermore, information was collected on household income and receipts. The data collection exercise took into account the two major seasons of the country, i.e., the slack season, and the peak (harvest) season. For details on the content of the survey refer to survey questionnaire in Appendix IV.

## 2.3 CONCEPTS AND DEFINITIONS

- i. Urban Center : is in principle defined as a locality with 2000 or more inhabitants. However, for practical purposes an urban center includes the following regardless of the number of inhabitants.
  - a) All administrative capitals (Regional capitals, Zonal capitals and Wereda capitals)
  - b) Localities with UDAs not included in (a)
  - c) All localities which are not included either in (a) or (b) above having a population of 1000 or more persons, and whose inhabitants are primarily engaged in non-agricultural activities.
- ii. Urban Dweller's Association, UDA, (Kebele): is the lowest administrative unit in an urban center with its own jurisdiction. It is an association of urban dwellers (commonly known as Kebele) formed by the inhabitants, and usually constitutes a part of the urban center.
- iii. Rural Kebele (Farmer Association Area): is the lowest administrative unit in a settled rural area with its own jurisdiction. It is an association of rural dwellers formed by the inhabitants of a given area whose members are engaged either in agricultural and /or non-agricultural activities.
- iv. Enumeration Area (EA): is a unit of land delineated for the purpose of enumerating housing units and population without omission and duplication. An

EA in rural areas usually consists of 150 - 200 households, and on the other hand an EA in urban centers constitutes 150-200 housing units. An enumeration area should be related to a UDA or an FA in one of the following ways.

- a) An EA may be equal to an FA if the number of the households in the FA is less than or equal to 150 - 200, in rural areas and equal to a UDA in urban areas if the number of housing units in the UDA is 150 - 200.
- b) An EA may be a part of an FA or a UDA and should not cross an FA boundary in rural areas and a UDA boundary in urban centers.
- v. Collective Quarter:- A collective quarter is a premise (a housing unit, a building or a compound) in which a number of unrelated persons reside together, and share common facilities. Examples of collective quarters are monasteries, prisons, boarding schools, hostels, home for aged, children's homes, work camps, military barracks, etc. It is important to note that in the premises of some collective quarters, there may be private households.
- vi. Household: Constitutes of a person or group of persons, irrespective of whether related or not who normally live together in the same housing unit or group of housing units and who have common cooking arrangements.
- vii. Head of Household: A head of a household is a person who economically supports or manages the household or for reasons of age or respect, is considered as head by the household or declares himself as such or by members of the household is called head of the household. The head of the household could be a male or a female.
- viii. Member of Household: Person constituting a household is called member of the household. The following are considered as members of a household:-
  - a) All persons who lived and ate with the household for at least six months including those who were not within the household at the time of the survey and were expected to be absent from the household for less than six months.

- b) All guests and visitors who ate and stayed with the household for six months and more.
- c) House maids, guards, baby-sitters, etc. who lived and ate with the household even for less than six months.

ix. Household Size : Is the total number of members of a household.

x. Domestic Expenditure : is defined as total expenditure incurred by the household or any of its members and includes expenditure on consumption as well as non-consumption items.

The following items are included in the household consumption expenditure : Food; Beverages; Cigarettes and tobacco; Clothing and footwear; Housing, water, electricity, gas and other fuels; Furnishings, household equipment and operation; Health; Education; Transport and communication; Entertainment, religious and cultural services; Personal care and effects; Miscellaneous goods and services.

xi. Payments: In household consumption expenditure surveys payments are defined as all expenditure listed under domestic expenditure plus other expenditures such as remittance paid, bank deposit, interest paid, insurance premia, loans given out, repayment of loans made, pension and other contributions, donations, fines and related legal expenses, income tax, money spent on the purchase of lottery tickets, gambling expenses, "ekub" payment, "edir" contributions, and other payments. In short payment includes all household consumption expenditures and non-consumption expenditures.

xii. Income: Refers to domestic consumption of own crops and own livestock and livestock products, domestic consumption of goods and services purchased for resale or produced or processed in the household enterprise other than agriculture, wages and salaries, allowance, overtime, bonus, pension, commission, discounts (i.e. concessions obtained), imputed rent of free housing (i.e. subsidized amount only), imputed rent of owner occupied housing, other

employee's benefit, interest received, profit and dividend received, remittance (regularly receive), value of items obtained free (i.e. firewood, water, etc.), rent of personal possessions, alimony (regularly received) and other types of income.

xiii. Receipts:- Refers to income plus 'Ekub' and 'Edir', gifts, loans, repayments of loans, insurance (maturity payments received on life insurance and lump-sum compensation for injury), legal damages (excluding alimony), lottery prizes, inheritance received, withdrawal from saving and sale of household durable goods and personal effects.

xiv. Enterprise:- Is an undertaking where goods and services are produced for sale. An agricultural enterprise producing for household consumption only is covered by this definition. Those engaged in buying and selling activities are also included.

## 2.4 PILOT SURVEY

The survey, which has been conducted in rural and urban areas simultaneously, was one of the huge undertakings launched by the Central Statistical Authority (CSA). Thus, it was felt from its very inception that a pilot study should be conducted in order to test the survey instruments, the reaction of respondents and the different technical, administrative and logistics requirements of the main survey.

To this end, a pilot study has been conducted in Addis Ababa and in some rural enumeration areas of Oromia for a period of two weeks (15 March 1999 to 30 March 1999). A total of seven enumeration areas, four in Addis Ababa and three in the mentioned rural areas were covered by the pilot study. Some 50 rural and urban households were interviewed in this exercise. In general, this exercise enabled the Authority to make some important improvements to the final survey documents and to assess and allocate the necessary technical as well as administrative and logistics support needed for the survey.

## 2.5 SAMPLE DESIGN

The 1999/2000 Household Income, Consumption, and Expenditure Survey covered both the urban and the sedentary rural parts of the country. The survey has not covered six zones in Somalia Region and two zones in Afar Region that are inhabited mainly by nomadic population. For the purpose of the survey, the country was divided into three categories. That is, the rural parts of the country and the urban areas that were divided into two broad categories taking into account sizes of their population.

**Category I:** Rural parts of nine Regional States and two administrative regions were grouped in this category each of which were the survey domains (reporting levels). These regions are Tigrai, Afar, Amhara, Oromia, Somalia, Benishangul-Gumuz, SNNP, Gambela, Harari, Addis Ababa and Dire Dawa.

**Category II:** All Regional capitals and five major urban centers of the country were grouped in this category. Each of the urban centers in this category was the survey domain (reporting level) for which separate survey results for major survey characteristics were reported.

**Category III:** Urban centers in the country other than the urban centers in category II were grouped in this category and formed a single reporting level.

Other than the reporting levels defined in category II and category III one additional domain, namely total urban (country level) can be constructed by combining the basic domains defined in the two categories. All in all 35 basic rural and urban domains (reporting levels) were defined for the survey. In addition to the above urban and rural domains, survey results are to be reported at regional and country levels by aggregating the survey results for the corresponding urban and rural areas.

Definition of the survey domains was based on both technical and resource considerations. More specifically, sample size for the domains were determined to enable provision of major indicators with reasonable precision subject to the resources that were available for the survey.



## 2.6 SELECTION SCHEME AND SAMPLE SIZE IN EACH CATEGORY

- a) Category I: A stratified two-stage sample design was used to select the sample in which the primary sampling units (PSUs) were EAs. Sample enumeration areas (EAs) from each domain were selected using systematic sampling that is probability proportional to size; size being number of households obtained from the 1994 population and housing census. A total of 722 EAs were selected from the rural parts of the country. Within each sample EA a fresh list of households was prepared at the beginning of the survey's field work and for the administration of the survey questionnaire 12 households per sample EA for rural areas were systematically selected.
- b) Category II: In this category also, a stratified two-stage sample design was used to select the sample. Here a strata constitutes all the "Regional State Capitals" and the five "Major Urban Centers" in the country and are grouped as a strata in this category. The primary sampling units (PSUs) are the EA's in the Regional State Capitals and the five Major Urban Centers and excludes the special EAs (non-conventional households). Sample enumeration areas (EAs) from each strata were selected using systematic sampling probability proportional to size, size being number of households obtained from the 1994 population and housing census. A total of 373 EAs were selected from this domain of study. Within each sample EAs a fresh list of households was prepared at the beginning of the survey's field work and for the administration of the questionnaire 16 households per sample EA were systematically selected.
- c) Category III: Three-stage stratified sample design was adopted to select the sample from domains in category III. The PSUs were other urban centers selected using systematic sampling that is probability proportional to size; size being number of households obtained from the 1994 population and housing census. The secondary sampling units (SSUs) were EAs which were selected using systematic sampling that is probability proportional to size; size being number of households obtained from the 1994 population and housing census.

A total of 169 sample EAs were selected from the sample of other urban centers and was determined by proportional allocation to their size of households from the 1994 census. Ultimately, 16 households within each of the sample EAs were selected systematically from a fresh list of households prepared at the beginning of the survey's fieldwork for the administration of the survey questionnaire.

**Summary Table II.1**

**Distribution of Sampled and Covered EAs and Households by Domain of Study**

| REGIONS | Domain of Study    | Total Number Covered In the Survey |                   |
|---------|--------------------|------------------------------------|-------------------|
|         |                    | Sample Enumeration Areas (EA's)    | Sample Households |
| TIGRAI  | TigrAI Rural       | 47                                 | 564               |
|         | Mekele Town        | 23                                 | 368               |
|         | TigrAI Other Urban | 20                                 | 320               |
|         | <b>Total</b>       | <b>90</b>                          | <b>1252</b>       |
| AFAR    | Afar Rural         | 33                                 | 392               |
|         | Aysaeta Town       | 15                                 | 240               |
|         | Afar Other Urban   | 10                                 | 160               |
|         | <b>Total</b>       | <b>58</b>                          | <b>792</b>        |
| AMHARA  | Amhara Rural       | 145                                | 1740              |
|         | Gonder Town        | 23                                 | 368               |
|         | Dessie Town        | 23                                 | 368               |
|         | Bahir Dar Town     | 23                                 | 368               |
|         | Amhara Other Urban | 31                                 | 496               |
|         | <b>Total</b>       | <b>245</b>                         | <b>3340</b>       |
| OROMIA  | Oromia Rural       | 152                                | 1824              |
|         | Debre Zeit Town    | 23                                 | 368               |
|         | Nazreth Town       | 23                                 | 368               |
|         | Jimma Town         | 23                                 | 368               |

Summary Table II.1: (Continued)

| REGIONS           | Domain of Study       | Total Number Covered In the Survey |                   |
|-------------------|-----------------------|------------------------------------|-------------------|
|                   |                       | Sample Enumeration Areas (EAs)     | Sample Households |
|                   | Oromia Other Urban    | 50                                 | 800               |
|                   |                       |                                    |                   |
|                   | <b>Total</b>          | <b>271</b>                         | <b>3728</b>       |
| SOMALIA           | Somalia Rural         | 31                                 | 372               |
|                   | Jigjiga               | 23                                 | 368               |
|                   | Somalia Other Urban   | 7                                  | 112               |
|                   | <b>Total</b>          | <b>61</b>                          | <b>852</b>        |
| BENISHANGUL GUMUZ | Ben-Gumuz Rural       | 43                                 | 516               |
|                   | Assosa Town           | 15                                 | 240               |
|                   | Ben-Gumuz Other Urban | 10                                 | 160               |
|                   | <b>Total</b>          | <b>68</b>                          | <b>916</b>        |
| SNNP's            | SNNP Rural            | 156                                | 1872              |
|                   | Awassa Town           | 23                                 | 368               |
|                   | SNNP Other Urban      | 25                                 | 400               |
|                   | <b>Total</b>          | <b>204</b>                         | <b>2640</b>       |
| Gambela           | Gambela Rural         | 30                                 | 360               |
|                   | Gambela Town          | 15                                 | 240               |
|                   | Gambela Other Urban   | 9                                  | 144               |
|                   | <b>Total</b>          | <b>54</b>                          | <b>744</b>        |
| Harari            | Harari Rural          | 30                                 | 360               |
|                   | Harar Town            | 23                                 | 368               |
|                   | <b>Total</b>          | <b>53</b>                          | <b>728</b>        |

Summary Table II.1: (Continued)

| REGIONS                          | Domain of Study       | Total Number Covered In the Survey |                   |
|----------------------------------|-----------------------|------------------------------------|-------------------|
|                                  |                       | Sample Enumeration Areas (EAs)     | Sample Households |
| Addis Ababa Administration       | Addis Ababa Rural     | 25                                 | 300               |
|                                  | Addis Ababa Town      | 75                                 | 1200              |
|                                  | <b>Total</b>          | <b>100</b>                         | <b>1500</b>       |
| Dire Dawa Administrative Council | Dire Dawa Rural       | 30                                 | 360               |
|                                  | Dire Dawa Town        | 23                                 | 368               |
|                                  | Dire Dawa Other Urban | 7                                  | 112               |
|                                  | <b>Total</b>          | <b>60</b>                          | <b>840</b>        |
| <b>All Regions</b>               | <b>Rural</b>          | <b>722</b>                         | <b>8660</b>       |
|                                  | <b>Urban</b>          | <b>542</b>                         | <b>8672</b>       |
|                                  | <b>Total</b>          | <b>1264</b>                        | <b>17332</b>      |

Estimation procedure of totals, ratios, sampling error and the measurement of precision of expenditure and payment of households are given in **Appendix I and II**.

## 2.7 TRAINING OF FIELD STAFF

For this survey the training program for the enumerators, supervisors and other field and office staff was conducted at two stages. The first stage was conducted at the CSA head quarters, in Addis Ababa. The participants were selected from professionals and sub-professionals with long time experiences, branch office heads and their assistants who were to train enumerators and supervisors during the second stage of training conducted at the branch statistical offices.

The training at the head office, which lasted for fifteen days, consisted of theoretical discussions on how to complete the questionnaire as well as practical interview of households and/or household members. The objectives of practical interviewing of households were two fold. Firstly, it enabled to assess how well the theoretical class discussions were understood by all participants so that they could

convey the same message to enumerators and supervisors. The second objective was to examine the difficulty which would likely to be encountered during the actual fieldwork.

Thorough discussions in the class room were made after field practice. The discussions, were intended to help exchange experiences among participants and pinpoint the areas of the survey questions which need more care and attention. This practical fieldwork was conducted both at the head office and at branch offices in selected areas.

The second stage training was undertaken at the branch statistical offices. The trainers were those professional and sub-professional staff who were trained at the head office. The second stage training lasted for twenty five days and also consisted of both theoretical class discussions and practical field practice. Furthermore, a refreshment training was given for ten days to the enumerators and supervisors before launching the data collection operation in the second round of the survey which was carried out during January-February 2000.

## **2.8 FIELD ORGANIZATION**

All the 22 branch statistical offices of the CSA participated in the survey undertaking, especially in organizing the second stage training, in deploying the field staff to their respective sites of assignment, and retrieving completed questionnaires from the sample sites and submitting them to the head office for data processing. They were also responsible in administering the financial and logistics aspects of the survey within the areas of their assignment.

To accomplish the data collection operation, all enumerators were supplied with the necessary equipment (kichen balance and measuring tape) at the completion of the training.

## 2.9 DATA COLLECTION

The fieldwork of the first round of the Household, Income, Consumption and Expenditure Survey started on the 11th of June 1999 and covered rural and urban enumeration areas. The first round data collection was completed during the first week of August, 1999.

The field work of the second round of this survey was carried out in January 2000 to February 2000 and covered those same enumeration sites and households both in rural and urban areas. In the data collection operation of the survey, a total of about 1300 enumerators and 260 field supervisors were involved with an average supervisor-enumerator ratio of 1 to 5. In all of the sample units data were collected from 12 households from each rural sample EA and 16 households from each urban sample EA. The interview method and objective measurement of household consumption items were utilized throughout the survey period.

In rural areas data were collected in such a way that the 12 households selected from each enumeration area were grouped into two, each group consisting of six households. The first six households are interviewed over a period of four weeks and the remaining six households again over a period of the next four weeks. The enumerator visited two households daily so that each household is interviewed twice a week and for eight times during the one month period in each round.

In the case of urban centers, the 16 households were also grouped into two. That is, eight households were interviewed during the first four weeks while the remaining eight households were interviewed during the following four weeks. The workload distribution of the enumerators in the urban centers was to interview a maximum of three households per day. As in the case of the rural areas, here too, each sample household was interviewed twice weekly, i.e., eight times in a duration of four weeks in each round. It is believed that the relatively frequent visits made by the enumerator to each household was essential to control the errors arising from memory lapse which is common in household surveys of this nature.

Different reference periods were used to collect information on consumption expenditures of food, drinks and tobacco, and other consumption and non-consumption items such as durable and non-durable household items. Thus, the reference periods for data collection on consumption expenditures of food, drinks and tobacco were twice weekly (3-4 days). On the other hand, the reference periods for data collection for the rest of the variables including non-consumption expenditure were twice weekly (3-4 days) and in addition at the end of the survey month information was also collected on these variables for the duration of the last six months.

## **2.10 FIELD SUPERVISION**

In surveys of this kind, regular supervision is a compulsory component of the whole process. Thus, the field supervision activity of the 1999/2000 HICES has started right after the first round data collection was launched. During the survey fieldwork, close and regular supervision was undertaken at various levels. During the training period, the management staff from the head office visited all branch statistical offices and discussed the objectives, importance of the survey, the expected quality of the data and some other related issues with supervisors and enumerators. Immediately after the commencement of fieldwork, close supervision was made by supervisors who made spot-checking, re-interviewing and a thorough scrutiny of filled-in questionnaires to ensure that the data collection activities are took place according to the instructions given in the enumerators' instruction manual and during the training. In addition to this, in the process of data collection operation supervision was made by the trainers from the head quarters (senior professional staff) and the branch statistical office heads.

## **2.11. DATA PROCESSING**

Due to the complex nature and magnitude of the survey, CSA has given special attention to the data processing activity. Thus, a task force comprising of subject matter specialists and data processing experts was formed to oversee the data processing and analysis activities of the HICES starting from August 1999. After the completion of the first round of the survey data collection operation, the filled-in questionnaires were retrieved from the field, the task force embarked on the first stage of data processing

activity, i.e., manual editing, coding and verification. For these exercise, experienced editor-coders and verifiers have been deployed. Considering the complication of the data collected in this survey the editing, coding and verification of the questionnaires have taken the most part of the three months after which data entry was started.

For the data entry activity, the Integrated Microcomputer Processing System (IMPS) software was used throughout. To speed up this process, experienced data entry operators were used and the data entry activity was completed in December 1999. The survey data collected during the second round (January – February 2000) have also passed through all the data processing activities stated above for the first round.

After the data entry of both rounds of the survey has been completed, the next step in the data processing activity was to merge the data from the first and the second rounds of the survey. Unlike the 1995/96 Household Income, Consumption and Expenditure Survey, which was done with the help of a short term consultancy services provided by Statistics Norway, the merging operation of these surveys was successfully completed in October 2000 by the programmes in the Data Processing Department of the CSA, after which data cleaning, detailed and thorough consistency checking were done. In fact, the data cleaning and the consistency checking, which were important for the generation of the final tabular reports, were done both manually and by computer.

At this point it should be clear that all tabular reports presented here are based on the merged and weighted data of both the rounds of the survey and also refer to annual figures.



# CHAPTER III

## SUMMARY OF MAJOR FINDINGS

### 3.1 INTRODUCTION

As mentioned in the previous chapter, the survey covered the population in the sedentary areas of the country. Hence, the estimates of the total population does not include six zones out of nine in Somalie Region and two zones out of five in Afar Region. Therefore, all estimates from the survey are pertinent to areas covered by the survey.

At this juncture it is worth to inform the reader that in some parts of this report, the results of the 1995/96 Household, Income, Consumption and Expenditure Survey of Ethiopia published by the CSA and presented in "Statistical Bulletin 204" are used to compare and contrast with the findings of the current survey.

### 3.2 POPULATION ESTIMATES AND BASIC POPULATION CHARACTERISTICS

#### a Population Estimates:

On the basis of the survey result, the total population of the sedentary areas of the country at the time of the survey was 56 million (27.5 million males and 28.5 million females) of which the rural and urban population was estimated at 48.4 million (24.1 million males and 24.3 million females) and 7.6 million (3.4 million males and 4.2 million females), respectively ( See Tables 1a, 1b and 1c). Note that these population estimates particularly refer to the data collected in the second round of the survey, i.e., January-February 2000.

#### b. Age and Sex Composition:

Tables 1a, 1b and 1c also show the age and sex composition of the population of the sedentary areas of the country, rural, and urban levels. At the country level, 47.0 percent and 49.9 percent of the population fall under age 15 and 15 to 64 years,

respectively, while 3.2 percent are aged 65 years and over. Dependency ratio is defined as a quotient between the sum of the population age 0 to 14 years and 65 years and above (population assume to be not economically productive) to the population at working age group (15 to 64 years). This ratio is usually expressed in percentage. The dependency ratio for the country is computed to be 101, implying that in Ethiopia every 100 persons in the economically productive age has to support themselves as well as an additional 101 persons for their livelihood.

**Summary Table III.1**

**Percentage Distribution of the Population by Age group and Sex at Country, Rural and Urban Area Levels**

| Age<br>Group<br>(years) | PERCENTAGE DISTRIBUTION OF POPUALTION BY SEX |        |       |       |        |       |       |        |       |
|-------------------------|--|--------|-------|-------|--------|-------|-------|--------|-------|
|                         | COUNTRY LEVEL                                |        |       | RURAL |        |       | URBAN |        |       |
|                         | Male   | Female | Both  | Male  | Female | Both  | Male  | Female | Both  |
|                         | Sexes  |        |       | Sexes |        |       | Sexes |        |       |
| 00-09                   | 34.6   | 32.0   | 33.4  | 35.9  | 33.9   | 34.9  | 25.9  | 22.1   | 23.8  |
| 10-14                   | 14.1   | 13.2   | 13.6  | 13.9  | 13.1   | 13.4  | 15.7  | 14.2   | 14.8  |
| 15-19                   | 11.6   | 11.0   | 11.3  | 11.2  | 10.4   | 10.7  | 14.4  | 14.8   | 14.5  |
| 20-24                   | 6.7  | 8.1    | 7.4   | 6.6   | 7.6    | 7.1   | 8.4   | 10.2   | 9.4   |
| 25-29                   | 6.3  | 8.1    | 7.1   | 6.2   | 7.8    | 6.9   | 6.9   | 9.7    | 8.3   |
| 30-34                   | 4.7  | 5.3    | 5.0   | 4.4   | 5.4    | 4.9   | 5.8   | 5.3    | 5.4   |
| 35-39                   | 4.5  | 5.9    | 5.3   | 4.4   | 6.0    | 5.1   | 5.5   | 6.6    | 6.1   |
| 40-44                   | 3.9  | 4.1    | 4.0   | 3.8   | 4.2    | 4.0   | 4.4   | 4.0    | 4.2   |
| 45-49                   | 3.7  | 3.1    | 3.4   | 3.6   | 3.2    | 3.4   | 3.8   | 3.1    | 3.4   |
| 50-54                   | 2.4  | 2.7    | 2.6   | 2.4   | 2.6    | 2.5   | 2.7   | 2.7    | 2.7   |
| 55-59                   | 2.0  | 2.0    | 2.0   | 2.0   | 2.0    | 2.0   | 2.0   | 2.2    | 2.1   |
| 60-64                   | 1.8  | 1.8    | 1.8   | 2.0   | 1.8    | 1.8   | 2.0   | 1.8    | 1.9   |
| 65 & +                  | 3.7  | 2.7    | 3.2   | 3.6   | 2.6    | 3.2   | 3.1   | 3.6    | 3.4   |
| Total                   | 100.0  | 100.0  | 100.0 | 100.0 | 100.0  | 100.0 | 100.0 | 100.0  | 100.0 |

Source:- Tables 1a, 1b and 1c.

In the rural areas of the country, of the total population 48.5 percent fall below 15 years of age while 48.4 percent accounted for the economically productive age group, i.e., 15 and 64 years age group and 3.2 percent are aged 65 years and above (See

also Summary Table III.1). This shows that the dependency ratio is about 106. This implies that every 100 person in the economically productive age group has to support an additional 106 dependents in rural Ethiopia.

In urban Ethiopia, 38.6 percent and 58.0 percent, of the population fall under 15 years of age and between 15 and 64 years of age, respectively, while 3.4 percent are aged 65 years and over. The dependency ratio stands at 72, that is, every 100 person in the economically productive age group in urban areas has to support themselves and an additional of 72 dependents. This shows that there is a substantial difference in the profile of the dependency ratio of the rural and the urban population in the country.

**c. Household Size and Composition**

Tables 1a, 1b and 1c show the distribution of households and members by age, sex and household size at country, rural and urban levels. According to the survey result, the average household size for the rural population is 4.9 persons, while that of urban population is 4.6 persons. The observed household size is very similar with that of the findings of the 1994 Population and Housing Census which was an average household size of 4.8 persons for the rural population and 4.6 persons for the urban population.

At the country level, the survey result shows that the average household size for Ethiopia is 4.9 persons with the most common household size being four-member households followed by five, three and six-member households, all of these accounting for 62.8 percent of the entire households in the country. The one and ten-person and above households accounted for 4.4 percent and 3.1 percent, in that order, of the total households in the country. Of all households about 26 percent are female headed households (See Table 1a).

In rural Ethiopia, the data on the distribution of the household sizes indicates that the most common household size is found to be a four-member household and is followed by five, three and six-member households, in that order, accounting for 64.1 percent of the total rural households. The two extremes, i.e., one and ten-person and

above households, in rural Ethiopia, stood at 3.5 percent and 3.0 percent, in that order. Out of the rural households 23 percent were female headed (See Table 1b).

In urban Ethiopia, the most common household sizes are four, three, two and five-member households, accounting for 58.3 percent of all urban households, while one and ten-person and above households accounted for 9.8 percent and 4.1 percent, respectively, of the total urban households. In urban areas, unlike the rural, female headed households were about 42 percent (See Table 1c).

### **3.3 THE LEVEL AND PATTERN OF CONSUMPTION AND EXPENDITURE OF THE HOUSEHOLDS**

In household income, consumption and expenditure surveys the income statistics reported by households usually tends to underestimate the actual income level of households due to various reasons. As a result, a number of countries usually take household expenditure as a proxy for household income. Hence, income and total receipts data are presented in a summary table only to show the extent of underestimation of income by respondents.

Tables 2a, 2b and 2c depict the distribution of households by domestic expenditure groups at country, rural and urban area levels. At the country level, households spending below 2,000 Birr annually ( or less than 170 Birr monthly) are 8.0 percent of the total households while the top 4.1 percent spend 12,600 Birr or more per household annually, i.e., more than 1,000 Birr per household per month. The remaining 87.8 percent spend between 2,000 and 12,599 Birr per annum. However, the bulk of the population, about 64.4 percent of the households, spend less than 5,400 Birr per year (about 450 Birr per month) per household (see Summary Table III.2 and for details refer to Table 2a).

In rural Ethiopia, households spending below 2,000 Birr per annum ( or less than about 170 Birr monthly) are 8.0 percent of all rural households, while the top 2.6 percent spend 12,600 Birr or more annually ( or more than 1,000 Birr monthly). The remaining, 89.4 percent spend between 2,000 and 12,599 Birr per annum. It can also be

seen from these tables that 66.8 percent of the rural households spend less than 5,400 Birr per year (about 450 Birr per month) per household (for details refer to Table 2b).

### **Summary Table III.2**

#### **Percentage Distribution of Households by Domestic Expenditure Categories at Country, Rural and Urban Area Levels and Survey Year**

| REPORTING<br>LEVEL | DOMESTIC EXPENDITURE IN BIRR PER HOUSEHOLD PER<br>ANNUM |           |              |           |                |           |
|--------------------|---|-----------|--------------|-----------|----------------|-----------|
|                    | Less than 2,000   |           | 2,000-12,599 |           | 12,600 or More |           |
|                    | 1995/96   | 1999/2000 | 1995/96      | 1999/2000 | 1995/96        | 1999/2000 |
| Country            | 9.7   | 8.0       | 86.9         | 87.8      | 3.4            | 4.1       |
| Rural              | 10.0  | 8.0       | 88.4         | 89.4      | 1.7            | 2.6       |
| Urban              | 8.5   | 7.4       | 78.5         | 79.2      | 13.0           | 13.3      |

Source:- Tables 2a, 2b and 2c.

It can be seen that in all reporting levels (country, rural and urban) the percentage of households falling in the lower expenditure category for the 1999/2000 survey year are relatively smaller than that of the 1995/96, while for the top expenditure categories the reverse is true (see summary Table III.2). Hence, according to the result it could be possible to conclude that the expenditure/income of households is slightly increasing at least in nominal terms.

In all regions, except Addis Ababa, the proportion of households that are spending between Birr 2,000-12,599 per annum are higher than 83 percent. Moreover, one could observe the difference and similarities of distribution of households according to their spending capacities at regional rural and urban levels (see Summary Table III.3). According to the data in this table, in Harari and Somalie Regions less than two percent of the households fall in the category of below Birr 2,000. Also the rural areas of Harari, Addis Ababa, Somalia and Dire Dawa and urban areas of Somalia and Gambela Regions exhibit low proportion of households spending below Birr 2,000 compared to the other regions.

**Summary Table III.3**

**Percentage Distribution of Households by Domestic Expenditure Categories at Regional,  
Rural and Urban Area Levels and Survey Year**

| REGION                   | DOMESTIC EXPENDITURE IN BIRR PER HOUSEHOLD PER ANNUM |           |               |           |                |           |
|--------------------------|--|-----------|---------------|-----------|----------------|-----------|
|                          | Less than 2,000                                      |           | 2,000 –12,599 |           | 12,600 or more |           |
|                          | 1995/96  | 1999/2000 | 1995/96       | 1999/2000 | 1995/96        | 1999/2000 |
| Tigray - Total           | -  | 7.8       | -             | 90.0      | -              | 2.3       |
| - Rural                  | 7.5  | 6.9       | 92.1          | 91.5      | 0.5            | 1.5       |
| - Urban                  | -  | 11.8      | -             | 81.7      | -              | 6.4       |
| Afar - Total             | -  | 8.8       | -             | 87.0      | -              | 4.1       |
| - Rural                  | 5.8  | 12.2      | 93.3          | 85.0      | 1.0            | 2.6       |
| - Urban                  | -  | 2.3       | -             | 90.9      | -              | 6.9       |
| Amhara - Total           | -  | 12.0      | -             | 84.3      | -              | 3.7       |
| - Rural                  | 15.8   | 11.9      | 83.7          | 85.3      | 0.5            | 2.9       |
| - Urban                  | -  | 13.3      | -             | 76.5      | -              | 10.2      |
| Oromia - Total           | -  | 5.7       | -             | 90.5      | -              | 3.8       |
| - Rural                  | 4.8  | 5.6       | 92.5          | 91.3      | 2.7            | 3.1       |
| -Urban                   | -  | 7.6       | -             | 83.0      | -              | 9.4       |
| Somalia - Total          | -  | 1.3       | -             | 91.4      | -              | 7.1       |
| - Rural                  | -  | 1.6       | 91.5          | 96.2      | 8.5            | 2.3       |
| - Urban                  | -  | 1.0       | -             | 81.6      | -              | 17.4      |
| Benshangul-Gumuz - Total | -  | 12.5      | -             | 83.1      | -              | 4.6       |
| - Rural                  | 9.0  | 13.2      | 90.6          | 82.7      | 0.5            | 4.2       |
| -Urban                   | -  | 3.8       | -             | 88.0      | -              | 8.2       |
| SNNP - Total             | -  | 7.2       | -             | 90.4      | -              | 2.4       |
| - Rural                  | 12.3   | 7.4       | 86.4          | 90.9      | 1.3            | 1.8       |
| - Urban                  | -  | 5.1       | -             | 85.2      | -              | 9.7       |
| Gambela - Total          | -  | 3.9       | -             | 93.7      | -              | 2.6       |
| - Rural                  | 1.2  | 4.4       | 94.7          | 95.2      | 4.0            | 0.5       |
| - Urban                  | -  | 1.7       | -             | 88.7      | -              | 9.6       |

Summary Table III.3 Continued

| REGION             | DOMESTIC EXPENDITURE IN BIRR PER HOUSEHOLD PER ANNUM |           |               |           |                |           |
|--------------------|--|-----------|---------------|-----------|----------------|-----------|
|                    | Less than 2,000                                      |           | 2,000 –12,599 |           | 12,600 or more |           |
|                    | 1995/96  | 1999/2000 | 1995/96       | 1999/2000 | 1995/96        | 1999/2000 |
| Harari - Total     | -  | 1.6       | -             | 88.8      | -              | 9.7       |
| - Rural            | -  | 0.8       | 72.9          | 90.9      | 27.1           | 8.2       |
| - Urban            | 1.3  | 2.2       | 82.9          | 87.1      | 15.8           | 10.5      |
| Addis Ababa- Total | -  | 3.3       | -             | 71.6      | -              | 25.1      |
| - Rural            | 5.0  | 1.5       | 81.8          | 83.6      | 13.2           | 14.9      |
| - Urban            | 2.1  | 3.4       | 67.3          | 71.4      | 30.6           | 25.3      |
| Dire Dawa- Total   | -  | 4.5       | -             | 85.8      | -              | 9.4       |
| - Rural            | -  | 1.7       | 93.8          | 96.3      | 6.2            | 1.9       |
| - Urban            | -  | 5.6       | -             | 82.2      | -              | 12.0      |
| Country - Total    | 9.7  | 8.0       | 86.9          | 87.8      | 3.4            | 4.1       |
| - Rural            | 10.0   | 8.0       | 88.4          | 89.4      | 1.7            | 2.6       |
| - Urban            | 8.5  | 7.4       | 78.5          | 79.2      | 13.0           | 13.3      |

Source:- Tables 1.1a, 1.1b and 1.1c.

In urban Ethiopia, households spending below 2,000 Birr annually (or less than 170 Birr per household per month) account to about 7.4 percent of all urban households while the top 13.3 percent spend 12,600 Birr or more per household annually (more than 1,000 Birr per month). The remaining 79.2 percent spend between 2,000 and 12,599 Birr per annum. Out of the total urban households, about 49.8 percent spend less than 5,400 Birr per year per household ( about 450 Birr per household per month and for details refer to Table 2c).

**Summary Table III.4**

**Percentage Distribution of Households by Domestic Expenditure Categories for Selected Urban Centers and Survey Year**

| SELECTED URBAN CENTERS | DOMESTIC EXPENDITURE IN BIRR PER HOUSEHOLD PER ANNUM |           |                |           |                |           |
|------------------------|--|-----------|----------------|-----------|----------------|-----------|
|                        | Less than 2,000                                      |           | 2,000 – 12,599 |           | 12,600 or more |           |
|                        | 1995/96  | 1999/2000 | 1995/96        | 1999/2000 | 1995/96        | 1999/2000 |
| Mekele                 | 3.6  | 4.2       | 87.1           | 87.1      | 9.3            | 8.5       |
| Aysaeta                | -  | 1.0       | -              | 83.9      | -              | 15.2      |
| Bahir Dar              | 6.9  | 5.3       | 84.0           | 76.0      | 9.1            | 18.6      |
| Gonder                 | 10.6   | 5.1       | 79.0           | 75.5      | 10.3           | 19.5      |
| Dessie                 | 10.2   | 9.3       | 84.1           | 76.1      | 5.7            | 14.5      |
| Jimma                  | 4.8  | 7.8       | 84.7           | 82.9      | 10.5           | 9.3       |
| Debre Zeit             | 6.2  | 6.0       | 82.0           | 79.2      | 11.8           | 14.8      |
| Nazreth                | 8.4  | 6.3       | 85.0           | 77.7      | 6.6            | 16.0      |
| Jigjiga                | -  | 1.2       | -              | 81.3      | -              | 17.4      |
| Asosa                  | -  | 2.8       | -              | 82.7      | -              | 14.5      |
| Awassa                 | -  | 3.1       | -              | 74.4      | -              | 22.4      |
| Gambela                | -  | 2.2       | -              | 82.6      | -              | 15.2      |
| Harar                  | 1.3  | 2.2       | 82.9           | 87.1      | 15.8           | 10.5      |
| Addis Ababa            | 2.1  | 3.4       | 67.3           | 71.4      | 30.6           | 25.3      |
| Dire Dawa              | 1.2  | 5.4       | 86.5           | 81.7      | 12.3           | 12.8      |

Source:- Table 1u.

According to the survey results, the distribution of households in the lower expenditure category showed increment in the 1999/2000 survey year as compared to that of the 1995/96 for Mekele, Jimma, Harar, Addis Ababa and Dire Dawa Towns. Moreover, the proportion of households in the top expenditure categories decreased in the 1999/2000 survey year comparing to that of the 1995/96 in Mekele, Jimma, Harar and Addis Ababa towns. On the other hand, in almost all selected urban centers except Mekele and Jimma, over 10 percent of the households are found in the top expenditure category, that is, Birr 12,600 or more (see Summary Table III.4).



Comparing the distribution of expenditure in Table 2a, 2b and 2c the following situations are readily apparent. In Table 2a one can see that 4.6 percent of the male headed households in the country spent below 2,000 Birr annually, while the percentage for female headed households was 17.4. On the other hand, 4.7 percent of the male headed households and 2.3 percent of the female headed households spent 12,600 Birr or more per household annually. The spending pattern of households by sex of head of household can also be compared at rural and urban area levels as shown in Summary Table III.5.

In rural Ethiopia, the data shows that 4.8 percent of the male headed and 18.5 percent of the female headed households spent less than 2,000 Birr annually while 3.1 percent of the male headed and about one percent of the female headed households spent 12,600 Birr or more annually.

In urban areas of the country, 2.6 percent of the male headed and 14.1 percent of the female headed households spent below 2,000 Birr annually, while 17.8 percent of the male headed and 7.0 percent of the female headed households had an annual expenditure of 12,600 Birr or more per household.

**Summary Table III.5**

**Percentage Distribution of Households by Domestic Expenditure Category, Sex of Head of Household at Country, Rural and Urban Area Levels**

| REPORTING<br>LEVEL | DOMESTIC EXPENDITURE IN BIRR PER HOUSEHOLD PER<br>ANNUM |     |      |                |      |      |                |      |     |
|--------------------|---|-----|------|----------------|------|------|----------------|------|-----|
|                    | Less than 2,000   |     |      | 2,000 – 12,599 |      |      | 12,600 or More |      |     |
|                    | M+F   | M   | F    | M+F            | M    | F    | M+F            | M    | F   |
| Country            | 8.0   | 4.6 | 17.4 | 87.8           | 90.7 | 80.3 | 4.1            | 4.7  | 2.3 |
| Rural              | 8.0   | 4.8 | 18.5 | 89.4           | 91.9 | 80.6 | 2.6            | 3.1  | 0.9 |
| Urban              | 7.4   | 2.6 | 14.1 | 79.2           | 79.4 | 79.1 | 13.3           | 17.8 | 7.0 |

From the survey results it can be observed that the percentage of the female headed households is larger than the male headed households in the lower expenditure group and smaller in the higher expenditure group, which could imply an intensity of poverty (in relative terms) in the female headed households compared to their male counterparts.

It can also be seen from Table 3a, 3b and 3c that at the country level and in rural areas the distribution of the female population is higher than that of the male in the lower expenditure groups, that is, up to an annual household expenditure of 5,399 Birr while in middle expenditure groups the reverse is true. Similarly, in urban Ethiopia it can be seen that the percentage of the female population is higher than that of the male in lower expenditure groups, that is, up to an annual expenditure of 3,399 Birr, while the reverse is true for the higher expenditure groups. Furthermore, these results can be confirmed from the household payment distribution (see Table 6b).

**Summary Table III.6**

**Percentage Distribution of Households by Payment Categories at Country, Rural and Urban Area Levels and Survey Year**

| REPORTING<br>LEVEL | PAYMENT IN BIRR PER HOUSEHOLD PER ANNUM |           |                |           |                 |           |
|--------------------|---|-----------|----------------|-----------|-----------------|-----------|
|                    | Less than 2,000                         |           | 2,000 – 12,599 |           | 12,600 and More |           |
|                    | 1995/96                                 | 1999/2000 | 1995/96        | 1999/2000 | 1995/96         | 1999/2000 |
| Country            | 8.6                                     | 6.6       | 86.7           | 86.4      | 4.7             | 7.0       |
| Rural              | 8.8                                     | 6.7       | 88.7           | 88.6      | 2.5             | 4.9       |
| Urban              | 7.6                                     | 5.7       | 76.0           | 74.8      | 16.4            | 19.4      |

Source:- Tables 5a, 5b and 5c.

It is clear from the Summary Table III.6 that the percentage of households in the lower payment groups are tending to decrease in the 1999/2000 survey year as compared to that of the 1995/96, while for the top payment groups the opposite holds true. One can also observe the difference in spending patterns of households residing in selected urban centers.

### 3.4 THE STATUS OF PER CAPITA EXPENDITURE AND ALL PAYMENTS

Tables 15a, 15b and 15c show the average expenditure (all payments) by expenditure group. The data in these tables show that the average household expenditure and per capita expenditure by expenditure type at country, rural and urban area levels.

The data in Table 15a shows that the annual average of all payments per person at country level is Birr 1,411.8. One could derive the annual average domestic expenditure from the data in this table by subtracting the values of Household Non-Consumption Expenditure. Thus, the annual average domestic expenditure per person is found to be Birr 1,222.5 (see Summary Table III.7).

**Summary Table III.7**

**Per Capita Domestic Expenditure and all Payments in Birr at Country, Rural and Urban Area Levels and Survey Year**

| Reporting Level | C A T E G O R I E S                 |           |                             |           |
|-----------------|-------------------------------------|-----------|-----------------------------|-----------|
|                 | Domestic Expenditure by Survey Year |           | All Payments by Survey Year |           |
|                 | 1995/96                             | 1999/2000 | 1995/96                     | 1999/2000 |
| Country         | 1,222.56                            | 1,222.45  | 1,319.08                    | 1,411.80  |
| Rural           | 1,136.59                            | 1,109.92  | 1,210.30                    | 1,244.00  |
| Urban           | 1,696.52                            | 1,921.02  | 1,918.83                    | 2,400.71  |

Source: Tables 15a, 15b and 15c.

Table 15b shows that the annual average of all payments per person for the rural area is Birr 1,244.0, while by subtracting the values of Household Non-Consumption Expenditure, the annual average domestic expenditure per person is Birr 1,109.2.

Table 15c shows that the annual average of all payments per person for the urban areas is Birr 2,400.7. On the other hand, one could also derive the annual average domestic expenditure from this table by subtracting the values of Household Non-

Consumption Expenditure. Hence, the annual average domestic expenditure per person is Birr 1,921.00.

**summary Table III.8**

**Per Capita Domestic Expenditure and All Payments in Birr by Region and Survey Year**

| REGION                   | CATEGORIES AND SURVEY YEAR |           |              |           |
|--------------------------|----------------------------|-----------|--------------|-----------|
|                          | Domestic Expenditure       |           | All Payments |           |
|                          | 1995/96                    | 1999/2000 | 1995/96      | 1999/2000 |
| Tigray - Total           | -                          | 1,189.45  | -            | 1,293.38  |
| - Rural                  | 1,209.60                   | 1,120.86  | 1,280.83     | 1,197.60  |
| - Urban                  | -                          | 1,536.65  | -            | 1,778.26  |
| Afar - Total             | -                          | 1,537.71  | -            | 1,605.60  |
| - Rural                  | 1,520.46                   | 1,127.01  | 1,587.65     | 1,154.32  |
| - Urban                  | -                          | 2,302.04  | -            | 2,445.45  |
| Amhara - Total           | -                          | 1,165.59  | -            | 1,356.45  |
| - Rural                  | 974.42                     | 1,095.67  | 1031.59      | 1,251.12  |
| - Urban                  | -                          | 1,754.39  | -            | 2,243.45  |
| Oromia - Total           | -                          | 1,208.40  | -            | 1,412.25  |
| - Rural                  | 1282.91                    | 1,144.48  | 1,360.92     | 1,297.87  |
| - Urban                  | -                          | 1,701.01  | -            | 2,293.77  |
| Somalia - Total          | -                          | 1,626.71  | -            | 1,772.20  |
| - Rural                  | 1,975.42                   | 1,395.12  | 2,008.31     | 1,442.40  |
| - Urban                  | -                          | 2,106.72  | -            | 2,455.81  |
| Benshangul-Gumuz - Total | -                          | 1,158.31  | -            | 1,266.39  |
| - Rural                  | 1,074.99                   | 1,088.44  | 1,127.22     | 1,176.44  |
| - Urban                  | -                          | 2,014.27  | -            | 2,368.40  |
| SNNP - Total             | -                          | 1,080.07  | -            | 1,238.68  |
| - Rural                  | 1,021.34                   | 1,025.18  | 1,115.01     | 1,150.51  |
| - Urban                  | -                          | 1,768.86  | -            | 2,345.18  |

Summary Table III.8 Continue

| REGION                   | CATEGORIES AND SURVEY YEAR |           |              |           |
|--------------------------|----------------------------|-----------|--------------|-----------|
|                          | Domestic Expenditure       |           | All Payments |           |
|                          | 1995/96                    | 1999/2000 | 1995/96      | 1999/2000 |
| Gambela - Total          | -                          | 1,330.32  | -            | 1,417.18  |
| - Rural                  | 1,706.66                   | 1,255.71  | 1,774.10     | 1,209.38  |
| - Urban                  | -                          | 1,898.1   | -            | 2,122.49  |
| Harari - Total           | -                          | 1,904.90  | -            | 2,063.76  |
| - Rural                  | 2,388.73                   | 1,618.71  | 2,472.25     | 1,763.37  |
| - Urban                  | 2,192.57                   | 2,106.19  | 2,489.39     | 2,275.04  |
| Addis Ababa - Total      | -                          | 2,465.66  | -            | 2,898.90  |
| - Rural                  | 1,685.89                   | 1,540.35  | 1,774.33     | 1,976.03  |
| - Urban                  | 2,207.96                   | 2,482.87  | 2,399.57     | 2,916.07  |
| Dire Dawa Administration |                            |           |              |           |
| -Total                   | -                          | 1,766.95  | -            | 2,052.67  |
| - Rural                  | 1,682.83                   | 1,394.43  | 1,696.84     | 1,450.84  |
| - Urban                  | -                          | 1,899.32  | -            | 2,266.56  |
| Country - Total          | 1,222.56                   | 1,222.45  | 1,319.08     | 1,411.80  |
| - Rural                  | 1,136.59                   | 1,109.92  | 1,210.30     | 1,244.00  |
| - Urban                  | 1,696.52                   | 1,921.02  | 1,918.83     | 2,400.71  |

Source:- Tables 2.1a, 2.1b and 2.1c.

On the other hand, Tables 2.1a, 2.1b and 2.1c shows the annual average of all payments per person by region, rural and urban areas. Therefore, the regional annual average of all payments per person ranges from Birr 1,238.68 in Southern Nations, Nationalities and Peoples Region (SNNPR) to Birr 2,898.90 in Addis Ababa. In the rural parts of the regions the lowest annual average of all payment per person was also observed in SNNPR followed by Afar, Benshangul-Gumuz and Tigray Regions and the highest was observed in Addis Ababa Administration followed by the Harari Region. While in the urban areas of the regions the annual average of all payments per person ranges from Birr 1,778.26 in Tigray to Birr 2,916.07 in Addis Ababa. It is also possible to get the Domestic Expenditure per capita for each region by subtracting the share of household Non-Consumption Expenditure from respective values of all payments per person as shown in Summary Table III.8.

Comparing the 1995/96 results with that of the 1999/2000, at country, rural and urban levels, an increase in annual average of all payment per person are observed. The increase is quite substantial (25 percent) in the urban areas of the country. A number of other regions particularly their urban areas showed some increase compared with that of the 1995/96 figures. On the other hand, slight reduction is observed in the rural areas of Tigray and substantial reductions are observed also in the rural areas of Somalia and Gambela Regions; in the rural and urban areas of Harari Region and in the rural areas of Dire Dawa Administration. The possible factors that have contributed towards the observed reductions in the figures are:-

- the effect of the recurrent droughts that have been observed for the last three consecutive years prior to the survey year,
- the effect of Ethio-Eritrean conflict, especially for Tigray and Afar Regions, and
- the allocation of small sample sizes in Somalia, Gambela, Harari and Dire Dawa Regions in 1995/96 HICES might have resulted an overestimated figures.

With regards to the selected Urban Centers, the annual average of all payments per person and the per capita domestic expenditure are presented in Summary Table III.9.

**Summary Table III.9**

**Per Capita Domestic Expenditure and All payments in Birr For Selected Urban Centers  
by Survey Year**

| SELECTED URBAN<br>CENTERS | CATEGORIES AND SURVEY YEAR |           |              |           |
|---------------------------|----------------------------|-----------|--------------|-----------|
|                           | Domestic expenditure       |           | All Payments |           |
|                           | 1995/96                    | 1999/2000 | 1995/96      | 1999/2000 |
| Mekele                    | 1,894.3                    | 1,605.4   | 2,021.0      | 2,029.9   |
| Aysaeta                   | -                          | 2,549.8   | -            | 2,645.4   |
| Bahir Dar                 | 1,570.8                    | 2,299.3   | 1,781.4      | 2,677.5   |
| Gonder                    | 1,471.4                    | 2,346.1   | 1,614.5      | 2,605.4   |
| Dessie                    | 1,113.2                    | 1,808.1   | 1,177.7      | 2,350.6   |

Summary Table III.9 Continued

| SELECTED URBAN<br>CENTERS | CATEGORIES AND SURVEY YEAR |           |              |           |
|---------------------------|----------------------------|-----------|--------------|-----------|
|                           | Domestic expenditure       |           | All Payments |           |
|                           | 1995/96                    | 1999/2000 | 1995/96      | 1999/2000 |
| Jimma                     | 1,515.3                    | 1,536.4   | 1,711.7      | 2,003.0   |
| Debre Zeit                | 1,540.6                    | 1,869.8   | 1,754.2      | 2,332.9   |
| Nazreth                   | 1,370.3                    | 1,893.0   | 1,573.6      | 2,589.7   |
| Jigjiga                   | -                          | 2,104.2   | -            | 2,728.0   |
| Asosa                     | -                          | 2,398.5   | -            | 2,686.0   |
| Awassa                    | -                          | 2,338.1   | -            | 2,915.5   |
| Gambela                   | -                          | 2,066.8   | -            | 2,296.1   |
| Harar                     | 2,192.6                    | 2,106.2   | 2,489.4      | 2,275.0   |
| Addis Ababa               | 2,208.0                    | 2,482.9   | 2,399.6      | 2,916.1   |
| Dire Dawa                 | 1,798.3                    | 1,937.1   | 1,985.2      | 2,267.9   |

Source:- Table 2u.

The results in the Summary Table III.9 depict that in 1999/2000 the lowest expenditure per capita and annual payments per person was observed in Jimma Town while the highest figures are observed in Addis Ababa. Comparing these results with that of the 1995/96 survey year, the annual per capita expenditures exhibited some decrease in Mekele (18.0 percent) and Harar (4.0 percent) Towns and all payments per person has decreased by 9.4 percent in Harar Town.

### **3.5 THE LEVEL AND PATTERN OF REPORTED INCOME AND RECEIPT OF HOUSEHOLDS**

As mentioned earlier, the income statistics reported by households usually tends to underestimate the actual income level of households due to various reasons. Hence, to show the above fact, distribution of income and total receipts are presented in the Summary Table III.10 with contrast to domestic expenditure and all payments.

**Summary Table III.10**

**Percentage Distribution of Households by Economic Variable, Categories at Country,  
Rural and Urban Levels**

| REPORTING<br>LEVEL | CATEGORIES<br>( IN BIRR ) | ECONOMIC VARIABLE |                         |                   |                 |
|--------------------|---------------------------|-------------------|-------------------------|-------------------|-----------------|
|                    |                           | Income            | Domestic<br>Expenditure | Total<br>Receipts | All<br>Payments |
| Country            | Below 2,000               | 25.6              | 8.0                     | 20.6              | 6.6             |
|                    | 2,000 – 12,599            | 72.1              | 87.8                    | 76.6              | 86.4            |
|                    | 12,600 or more            | 2.3               | 4.1                     | 2.7               | 6.9             |
| Rural              | Below 2,000               | 22.6              | 8.0                     | 18.1              | 6.7             |
|                    | 2,000 – 12,599            | 75.9              | 89.4                    | 80.1              | 88.6            |
|                    | 12,600 or more            | 1.5               | 2.6                     | 1.8               | 4.8             |
| Urban              | Below 2,000               | 43.0              | 7.4                     | 35.5              | 5.7             |
|                    | 2,000 – 12,599            | 49.5              | 79.2                    | 56.3              | 74.9            |
|                    | 12,600 or more            | 7.6               | 13.3                    | 8.2               | 19.3            |

Source:- Tables 2a, 2b and 2c; 5a, 5b and 5c; 8a, 8b and 8c; and 10a, 10b and 10c.

According to the Summary Table III.10 a large proportion of households were falling in the lower income and receipt categories, that is, below Birr 2,000 compared to the domestic expenditure and all payments classification group. From Tables 14a, 14b and 14c one can also clearly observe the degree of under estimation of income by households.

**Summary Table III.11**

**Percentage Distribution of Households by Income and Expenditure Inequality at  
Country, Rural and Urban Area Levels**

| INCOME AND EXPENDITURE INEQUALITY | REPORTING LEVEL |       |       |
|-----------------------------------|-----------------|-------|-------|
|                                   | Country         | Rural | Urban |
| Income = Expenditure              | 20.6            | 22.3  | 11.0  |
| Income < Expenditure              | 70.0            | 68.0  | 82.5  |
| Income > Expenditure              | 9.3             | 9.7   | 6.5   |

Source:- Tables 14a, 14b, and 14c.



At the Country level, out of the households those that reported spending all their earning amounted to 20.6 percent while those who spent less and more than their earnings amounted to 9.3 percent and 70.0 percent, respectively. At the rural level, the data revealed that 22.3 percent of the households spent all their earnings while only 9.7 percent spent less than their earnings. On the other hand, the data also showed that 68.0 percent of the households reported that they have spent more than their earnings.

In the urban areas of the country those households who have reported to have spent all their earnings constitute 11.0 percent, while those who spent less than their earnings and those who spent more than their earnings amounted to 6.5 percent and 82.5 percent, in that order. This shows, that the degree of under estimating by the households to report their realistic income were more serious among urban households than those of rural households.

### **3.6 THE SOURCES OF ALL PAYEMENTS/EXPENDITURE**

At the country level, basic income account for 93.8 percent of the total household receipts. Out of the total household receipt 57.6 percent is obtained from agriculture and related activities, while 13.3 percent is from non-agricultural enterprises. The receipt from wages and salaries at the country level is only 10.9 percent of total household receipt. Thus, these three major sources account for 81.8 percent of the total household receipts. Freely collected items (fire wood, dungcake, water, ... etc.,) and house rent have a share of 6.6 percent and 3.9 percent, respectively and the rest of the sources contribute to 7.7 percent (refer to Table 17a).

For rural households basic income takes the entire share, i.e., 94.4 percent, of household total receipts. Out of the total household receipt, 73.5 percent is purely from agriculture, while about 6.0 percent is from other non-agricultural activities. Wages and salaries in rural areas contribute only 3.3 percent to the total receipts of rural households. Thus, these three major sources of household receipts account for 82.8 percent of the total household receipts. Remittances and other transfer incomes amounted to 17.2 percent of total receipts of rural households (refer to Table 17b).

The picture is different in the case of urban households. Here, the basic income amounted to about 91 percent of the total household receipts. The major sources of receipts in the urban areas are the receipt from non-agricultural activities and wages and salaries with a share of 38.4 and 37.0 percents, respectively. Only 3.1 percent of the total receipts of urban households are acquired through agricultural and related activities. On the other hand, income from house rent accounted for 7.5 percent. These four sources in the urban centers contribute 86.0 percent to the total receipts of urban households. Remittances and other transfer incomes amounted to 14.0 percent of the total receipts (see Table 17c). Meanwhile, the share of basic income from household total receipts for selected urban centers ranges from 87.3 percent for Harar to 94.6 percent for Assosa.

At regional levels households basic income accounts as follows:- For Tigray 89.8 percent; for Afar 95.4 percent; for Amhara 93.5 percent; for Oromia 94.9 percent; for Somalia 92.3 percent; for Benshangul-Gumuz 95.2 percent; for SNNP 93.9 percent; for Gambela 96.2 percent; for Harari 90.5 percent; for Addis Ababa 90.9 percent and for Dire Dawa administrative council 89.1 percent (refer to Table 3.1a, 3.1b and 3.1c).

As shown in the Summary Table III.12, except households in rural parts of Dire Dawa and Gambela, over 60 percent of the source of payment/expenditure of households are generated from agriculture (for details refer to tables 3.1a, 3.1b and 3.1c).

**Summary Table III.12**

**Percentage distribution of all payments by Source and Reporting Levels**

| Reporting Levels | SOURCE OF ALL PAYMENTS |                             |                    |             |                             |                    |
|------------------|------------------------|-----------------------------|--------------------|-------------|-----------------------------|--------------------|
|                  | Rural                  |                             |                    | Urban       |                             |                    |
|                  | Agriculture            | Non. Agriculture Enterprise | Wages and Salaries | Agriculture | Non. Agriculture enterprise | Wages and Salaries |
| Tigray           | 68.7                   | 3.4                         | 3.5                | 7.3         | 27.1                        | 35.9               |
| Afar             | 77.8                   | 2.3                         | 4.8                | 5.6         | 37.7                        | 42.6               |
| Amhara           | 76.5                   | 4.1                         | 3.3                | 3.3         | 45.7                        | 33.4               |

Summary Table III.12 Continued

| Reporting Levels | SOURCE OF ALL PAYMENTS |                             |                    |             |                             |                    |
|------------------|------------------------|-----------------------------|--------------------|-------------|-----------------------------|--------------------|
|                  | Rural                  |                             |                    | Urban       |                             |                    |
|                  | Agriculture            | Non. Agriculture Enterprise | Wages and Salaries | Agriculture | Non. Agriculture enterprise | Wages and Salaries |
| Oromia           | 75.3                   | 5.8                         | 3.1                | 5.6         | 45.9                        | 31.8               |
| SomaliA          | 64.1                   | 8.7                         | 2.5                | 0.8         | 45.2                        | 28.8               |
| Benshangul-Gumuz | 68.8                   | 8.4                         | 5.4                | 9.0         | 37.4                        | 40.6               |
| SNNP             | 68.8                   | 9.1                         | 3.2                | 3.3         | 45.2                        | 36.0               |
| Gambela          | 58.1                   | 3.6                         | 8.7                | 2.9         | 31.6                        | 49.8               |
| Harari           | 64.2                   | 10.5                        | 2.9                | 1.6         | 26.3                        | 47.7               |
| Addis Ababa      | 60.5                   | 7.9                         | 9.2                | 0.4         | 28.0                        | 43.8               |
| Dire Dawa        | 52.7                   | 4.0                         | 4.2                | 0.7         | 37.6                        | 37.0               |
| Country          | 73.5                   | 6.3                         | 3.3                | 3.1         | 38.4                        | 37.0               |

Source:- Tables 3.1a, 3.1b and 3.1c.

### 3.7 THE LEVEL AND PATTERN OF HOSHEOLD EXPENDITURE

Tables 15a, 15b and 15c also show additional information on the level and pattern of household expenditure. At the country level, 52.5 percent of total household income is spent on **total food** (food consumed at home and food and drinks taken away from home); which is followed by 14.4 percent that include house rent, fuel and power, water and construction materials; 13.9 percent for household non-consumption expenditure; 7.9 percent for clothing and footwear; 4.0 percent for furniture, furnishings, household equipment and operation; 2.2 percent for miscellaneous goods and services; 1.6 percent for transport and communication; 1.0 percent for medical care and health expenses; 0.8 percent for recreation, entertainment and education; one percent personal care and effects; 0.4 percent for cigarettes and tobacco; and 0.3 percent for beverages.

**Summary Table III.13****Percentage Distribution of Expenditure by Expenditure Item and Reporting Level**

| EXPENDITURE Item   | REPORTING LEVELS |            |            |
|--|------------------|------------|------------|
|  | Country          | Rural      | Urban      |
| - Food   | 51.7             | 56.7       | 34.6       |
| - Beverages  | 0.3              | 0.3        | 0.3        |
| - Cigarettes and Tobacco                                 | 0.4              | 0.5        | 0.3        |
| - Food and Drinks taken away from home                   | 0.8              | 0.6        | 1.3        |
| - Clothing and Footwear                                  | 7.9              | 7.7        | 8.7        |
| - Rent, Fuel and Power, Water and Construction Materials | 14.4             | 13.6       | 17.0       |
| - Furniture, Furnishing and Household Equipments         | 4.0              | 3.4        | 6.0        |
| - Medical Care and Health Expenses                       | 1.0              | 0.9        | 1.1        |
| - Transport and Communications                           | 1.6              | 0.9        | 4.2        |
| - Recreation, Entertainment and Education                | 1.0              | 0.5        | 2.5        |
| - Personal Care and Effects                              | 0.8              | 0.7        | 1.2        |
| - Miscellaneous goods and services                       | 2.2              | 2.5        | 1.4        |
| - Household Non-Consumption Expenditure                  | 13.9             | 11.7       | 21.6       |
| <b>TOTAL</b>   | <b>100</b>       | <b>100</b> | <b>100</b> |

In rural Ethiopia, 57.3 percent of the total household income is spent on **total food**. This is followed by 13.6 percent for rent, fuel and power, water and construction materials; 11.7 percent for household non-consumption expenditure; 7.7 percent for clothing and footwear; 3.4 percent for household equipment and operation; 2.5 percent for miscellaneous goods and services; 0.9 percent for medical care and health expenses; 0.9 percent for transport and communications; 0.7 percent for personal care and effects; 0.7 percent for cigarettes and tobacco; 0.5 percent for recreation, entertainment and education, and 0.3 percent for beverages.

In urban Ethiopia, 35.9 percent of the total income of households goes to **total food**. This is followed by 21.6 percent for expenses on household non-consumption expenditure; 17.0 percent for rent, fuel and power, water and construction materials; 8.7

percent for clothing and footwear 6.0 percent for furniture, furnishings, household equipment and operation 4.2 percent for transport and communication; 2.5 percent for recreation, entertainment and education; 1.4 percent for miscellaneous goods and services; 1.2 percent for personal care and effects; 1.1 percent for medical care and health; 0.3 percent for cigarettes and tobacco; and 0.3 percent for beverages.

**Summary Table III.14**

**Percentage Share of Household Income/Expenditure Spent On Food by Region**

| REGION           | REPORTING LEVELS |       |       |
|------------------|------------------|-------|-------|
|                  | Total            | Rural | Urban |
| Tigrai           | 60.4             | 64.6  | 43.0  |
| Afar             | 53.8             | 55.4  | 51.7  |
| Amhara           | 55.5             | 58.5  | 38.3  |
| Oromia           | 53.1             | 57.0  | 32.9  |
| Somalia          | 54.0             | 61.0  | 46.0  |
| Benshangul-Gumuz | 54.2             | 55.9  | 41.1  |
| S.N.N.P          | 51.9             | 54.2  | 35.3  |
| Gambela          | 53.8             | 58.3  | 45.7  |
| Harari           | 52.9             | 60.0  | 48.0  |
| Addis Ababa      | 33.4             | 44.9  | 33.2  |
| Dire Dawa        | 54.9             | 69.7  | 51.0  |

Meanwhile, the percentage share of total household income/expenditure spent on food is more or less similar for all regions except for Addis Ababa which accounts only for 33.4 percent. In the rural areas of the regions, the percent share of income/expenditure spent on food ranges from 44.9 percent in Addis Ababa to about 70 percent in Dire Dawa. On the other hand, the household income/expenditure spent on food for the urban parts of the regions is below 50 percent for all the regions except for Dire Dawa and Afar which accounts for 51.0 percent and 51.7 percent, respectively.

In the case of selected urban centers, the total household income/expenditure spent on food is 28.2 percent for Awassa, 51.4 percent for Dire Dawa, and 50.4 for

Aysaeta, while the total household income/expenditure spent on food for the rest of the urban centers fall within 32.2 and 48.0 percent.

**Summary Table III.15**

**Percentage Share of Household Income/Expenditure Spent on Food by Selected Urban Centers**

| SELECTED URBAN<br>CENTERS | PERCENTAGE SHARE |          |
|---------------------------|------------------|----------|
|                           | Food             | Non-Food |
| Mekele                    | 41.1             | 58.9     |
| Aysaeta                   | 50.4             | 49.6     |
| Gonder                    | 40.9             | 59.1     |
| Dessie                    | 37.5             | 62.5     |
| Bahir Dar                 | 38.6             | 61.4     |
| Jimma                     | 32.8             | 67.2     |
| Debre Zeit                | 32.2             | 67.8     |
| Nazreth                   | 28.2             | 71.8     |
| Jigjiga                   | 40.0             | 60.0     |
| Asosa                     | 40.7             | 59.3     |
| Awassa                    | 28.6             | 71.4     |
| Gambela                   | 42.8             | 57.2     |
| Harar                     | 48.0             | 52.0     |
| Addis Ababa               | 33.2             | 66.8     |
| Dire Dawa                 | 51.4             | 48.6     |

Further, scrutiny of the data presented in Tables 15a, 15b and 15c, would be of help to see the proportion of income spent on food across each expenditure groups. It can be clearly observed from these tables that with the exception of a slight deviation in one or two expenditure groups, in general, the proportion of income spent on food more or less tends to decline as income/ expenditure increases. This is true for the households at country as well as rural and urban area levels, though the rate of decline slightly differ among the household, at country, rural and urban levels as shown in Summary Table III.16.

**Summary Table III.16**

**Percentage Distribution of Income Spent on Food by Domestic Expenditure Group at  
Country, Rural and Urban Levels**

| EXPENDITURE<br>GROUP<br>IN BIRR | PERCENTAGE OF INCOME SPENT ON FOOD |       |       |
|---------------------------------|------------------------------------|-------|-------|
|                                 | Country                            | Rural | Urban |
| Below 600                       | 66.5                               | 69.1  | 52.1  |
| 600-999                         | 69.2                               | 71.4  | 56.6  |
| 1000-1399                       | 65.2                               | 65.7  | 62.0  |
| 1400-1999                       | 61.5                               | 62.6  | 54.9  |
| 2000-2599                       | 62.8                               | 63.7  | 55.4  |
| 2600-3399                       | 62.1                               | 63.2  | 53.2  |
| 3400-4199                       | 60.9                               | 62.0  | 51.6  |
| 4200-5399                       | 59.5                               | 61.1  | 48.9  |
| 5400-6599                       | 56.1                               | 58.1  | 43.7  |
| 6600-8999                       | 54.5                               | 58.1  | 40.5  |
| 9000-12599                      | 48.6                               | 52.1  | 38.3  |
| 12600-16199                     | 40.2                               | 45.0  | 32.3  |
| 16200-19999                     | 33.6                               | 40.8  | 28.8  |
| 20000 +                         | 21.3                               | 26.8  | 18.9  |
| Total                           | 52.5                               | 57.3  | 35.8  |

### **3.8 THE SAVING STATUS OF HOUSEHOLDS AND POPULATION**

It is important to throw some light on the status and nature of the investment capacity of Ethiopian households at rural and urban levels based on the survey result. The savings component in surveys of this nature is usually estimated from the income/expenditure categories of such items as “Equb”, loans given out, loans repaid, bank deposit, pension contribution, interest and “Edir” contribution as well as household investment. According to the survey results (Summary Table III.17) out of

the total expenditure/income, at the country level, Ethiopian households save some 4.0 percent of their total earnings. In rural Ethiopian, households save 3.6 percent of their total earnings, while the saving component for urban households is 5.2 percent of total earnings (for details refer to Tables 15.1.1-15.1.3).

**Summary Table III.17**

**Annual Saving in Birr Per Household and Percentage of Saving Per Household by Region**

| REGION           | SAVING PER HOUSEHOLD |         |        |         |        |         |
|------------------|----------------------|---------|--------|---------|--------|---------|
|                  | Total                |         | Rural  |         | Urban  |         |
|                  | Birr                 | Percent | Birr   | Percent | Birr   | Percent |
| Country          | 247.71               | 3.95    | 203.82 | 3.59    | 506.45 | 5.15    |
| Tigray           | 137.79               | 2.53    | 125.89 | 2.39    | 197.99 | 3.05    |
| Afar             | 78.00                | 1.30    | 63.59  | 1.19    | 104.79 | 1.45    |
| Amhara           | 273.58               | 4.80    | 239.90 | 4.43    | 557.3  | 6.88    |
| Oromia           | 248.57               | 3.84    | 194.86 | 3.17    | 662.59 | 7.17    |
| Somalia          | 52.00                | 0.70    | 32.14  | 0.54    | 93.17  | 0.87    |
| Benshangul-Gumuz | 180.31               | 3.44    | 147.98 | 2.95    | 576.51 | 7.13    |
| S.N.N.P          | 240.84               | 4.25    | 207.40 | 3.84    | 660.24 | 7.29    |
| Gambela          | 82.03                | 1.52    | 87.16  | 1.95    | 64.60  | 0.77    |
| Harari           | 196.47               | 2.47    | 89.90  | 1.15    | 271.39 | 3.36    |
| Addis Ababa      | 432.27               | 3.17    | 670.61 | 6.10    | 427.82 | 3.12    |
| Dire Dawa        | 78.28                | 0.96    | 54.99  | 0.85    | 86.57  | 0.97    |

Note:- The rates are based on the households' total Payments.

The saving status of households by region ranges from 0.7 percent in Somalia to 4.8 percent in Amhara. On the other hand, the saving share for Rural households of the Regions ranges from 0.9 percent for Dire Dawa to 4.4 percent for Amhara, while for Urban households the figure ranges from 1.0 percent in Dire Dawa to 7.3 percent in SNNPR (refer to Tables 15.1.1-15.1.3).

As given in Summary Table III.18, the saving status of households in the selected urban centers is above five percent for Nazreth (12.4%), Debre Zeit (8.3%), Awassa (8.2%), Asosa (5.6%), Gonder (5.3%) and Bahir Dar (9.4%), while for the rest of the urban centers the saving share



ranges from 0.6 percent in Jigjiga to 3.5 percent in Jimma (for details refer to Table 15.1.4).

**Summary Table III.18**

**Annual Saving in Birr Per Household and Per Person for Selected Urban Centers**

| SELECTED URBAN CENTERS | SAVING STATUS  |            |       |
|------------------------|----------------|------------|-------|
|                        | Per Households | Per Person | %     |
| Mekele                 | 212.07         | 43.42      | 2.52  |
| Aysaeta                | 93.15          | 39.46      | 1.23  |
| Gonder                 | 556.31         | 121.02     | 5.29  |
| Dessie                 | 236.85         | 60.57      | 2.35  |
| Bahir Dar              | 887.08         | 228.75     | 9.35  |
| Jimma                  | 323.14         | 71.95      | 3.47  |
| Debre Zeit             | 807.16         | 166.41     | 8.25  |
| Nazreth                | 1445.90        | 248.01     | 12.41 |
| Jigjiga                | 74.68          | 21.53      | 0.64  |
| Asosa                  | 515.00         | 138.84     | 5.55  |
| Awassa                 | 1000.49        | 207.70     | 8.16  |
| Gambela                | 101.78         | 28.52      | 1.06  |
| Dire Dawa              | 80.94          | 28.25      | 0.91  |

Note:- The rates are based on the households' total payments.

### 3.9 THE PER CAPITA DAILY CALORIE INTAKE

It is important to present the findings on the food and the drink calories intake of the population covered in the survey. The calorie intake indicator is calculated by using different standard tables<sup>1</sup> and the survey data given in Tables 16a, 16b and 16c. Note

<sup>1</sup> The Calorie intake result is calculated using:-

- a) Composition of foods, agricultural handbook No. 8, USDA, 1963.
- b) Food composition table for use in Ethiopia by Gunnar Agren and Rosalid Gibson, Report No. 16.
- c) ENI: Expanded food composition table for use in Ethiopia, 1968.
- d) FAO: Food composition table for use in Africa, 1968.
- e) Food composition tables for use in Middle East by P.L. Pellet and Sossy Shadarevian, 1970.

that, even though "chat" has considerably high calorie content, however, it is excluded from the calculation of calorie intake in this survey.

Thus, at the country level the total calorie intake per individual per day is 2211.2 as obtained from the survey result. It can be seen from the Summary Table III.19 that out of this daily calorie intake cereals have the major contribution, that is, 63.9 percent, followed by pulses 11.6 percent, and potatoes, others tubers and stems 16.7 percent, oils and fats account for 1.7 percent of the total daily calorie intake of an individual while bread and others, vegetables; other food items; coffee, tea and buck thorn leaves take a share of 1.6 percent, 1.4 percent, 1.3 percent, and 1.2 percent, in that order. On the other hand, the shares of daily calorie intake of milk, cheese and egg; spices; oil and fats; meat; alcoholic beverages; food taken away from home; and cereal preparations are 1.1 percent, 1.1 percent, 0.8 percent, 0.3 percent, 0.3 percent, 0.3 percent and 0.2 percent, respectively.

**Summary Table III.19**

**Daily Calorie Intake Per Person by Food Group and Survey Year at Country, Rural and Urban Levels**

| FOOD GROUP                           | DAILY CALORIE INTAKE PER PERSON PER DAY |               |      |             |               |      |             |               |      |
|--------------------------------------|---|---------------|------|-------------|---------------|------|-------------|---------------|------|
|                                      | Country Level                           |               |      | Rural       |               |      | Urban       |               |      |
|                                      | 1995/<br>96                             | 1999/<br>2000 | %    | 1995/<br>96 | 1999/<br>2000 | %    | 1995/<br>96 | 1999/<br>2000 | %    |
| Cereals, Un-milled                   | 369.1                                   | 271.4         | 12.3 | 408.2       | 302.0         | 13.2 | 153.5       | 91.1          | 5.2  |
| Cereals, Milled                      | 944.0                                   | 1,141.3       | 51.6 | 940.9       | 1,184.4       | 51.7 | 960.5       | 886.7         | 51.0 |
| Pulses, Un-milled                    | 105.7                                   | 87.3          | 3.9  | 114.0       | 97.4          | 4.3  | 60.0        | 28.2          | 1.6  |
| Pulses, Milled,                      | 119.1                                   | 90.6          | 4.1  | 114.5       | 89.0          | 3.9  | 144.4       | 99.8          | 5.7  |
| Oil Seeds                            | 10.8                                    | 6.7           | 0.3  | 12.1        | 7.4           | 0.3  | 3.8         | 2.3           | 0.1  |
| Cereal Preparations (pasta products) | 3.0                                     | 3.3           | 0.1  | 1.4         | 1.0           | 0.0  | 12.1        | 17.2          | 1.0  |
| Bread and Others                     | 30.8                                    | 34.6          | 1.6  | 9.6         | 8.7           | 0.4  | 147.7       | 187.5         | 10.8 |
| Meat                                 | 14.0                                    | 18.1          | 0.8  | 9.0         | 14.4          | 0.6  | 41.3        | 39.9          | 2.3  |
| Fish                                 | 0.2                                     | 0.3           | 0.0  | 0.2         | 0.3           | 0.0  | 0.3         | 0.6           | 0.0  |
| Milk, Cheese and Eggs                | 23.8                                    | 24.2          | 1.1  | 25.2        | 25.8          | 1.1  | 16.2        | 15.1          | 0.9  |
| Oils and Fats                        | 50.2                                    | 36.5          | 1.7  | 33.5        | 22.5          | 1.0  | 142.0       | 118.6         | 6.8  |
| Vegetables                           | 33.9                                    | 31.8          | 1.4  | 33.8        | 32.0          | 1.4  | 34.8        | 31.2          | 1.8  |
| Fruits                               | 3.1                                     | 2.4           | 0.1  | 3.0         | 2.3           | 0.1  | 3.6         | 3.0           | 0.2  |
| Spices                               | 42.5                                    | 24.7          | 1.1  | 41.6        | 24.2          | 1.1  | 47.1        | 27.4          | 1.6  |

Summary Table III.19 Continued

| FOOD GROUP                        | DAILY CALORIE INTAKE PER PERSON PER DAY |               |      |             |               |      |             |               |     |
|-----------------------------------|---|---------------|------|-------------|---------------|------|-------------|---------------|-----|
|                                   | Country Level                           |               |      | Rural       |               |      | Urban       |               |     |
|                                   | 1995/<br>96                             | 1999/<br>2000 | %    | 1995/<br>96 | 1999/<br>2000 | %    | 1995/<br>96 | 1999/<br>2000 | %   |
| Potatoes, other tubers and stems  | 113.1                                   | 369.7         | 16.7 | 122.8       | 420.5         | 18.4 | 59.6        | 70.6          | 4.1 |
| Coffee, Tea and Buck thorn leaves | 35.6                                    | 26.0          | 1.2  | 38.8        | 28.5          | 1.2  | 18.0        | 11.3          | 0.7 |
| Other Food Items                  | 35.0                                    | 29.2          | 1.3  | 28.5        | 21.7          | 0.9  | 70.9        | 73.3          | 4.2 |
| Foods Taken Away from Home        | -                                       | 6.8           | 0.3  | -           | 4.0           | 0.2  | -           | 23.3          | 1.3 |
| Non-alcoholic beverage            | 0.1                                     | 0.2           | 0.0  | 0.1         | 0.2           | 0.0  | 0.5         | 0.6           | 0.0 |
| Alcoholic beverage                | 4.5                                     | 6.2           | 0.3  | 4.4         | 5.5           | 0.2  | 5.5         | 10.6          | 0.6 |
| TOTAL                             | 1,938.6                                 | 2,211.2       | 100  | 1,941.7     | 2,291.5       | 100  | 1,921.7     | 1,738.1       | 100 |

In the rural areas per capita daily calorie intake is observed to be 2,291.5 and is mainly divided among cereals (milled and unmilled) which has a share of 63.9 percent, potatoes, other tubers and stems 16.7 percent; pulses (milled and unmilled) 8.0 percent; vegetables 1.4 percent; coffee, tea and buck-thorn leaves 1.2 percent; fruits and vegetables 1.2 percent; oils and fats 1.7 percent; other food items 1.5 percent; and milk, cheese and eggs and spices 1.1 percents each. The remaining small percentage goes to oil seed, bread and other prepared food, ...etc., (see Summary Table III.19).

At the urban center level, the per capita daily calorie intake as obtained from the survey is 1738.1. It can be derived from the Summary Table III.19 that here too that 56.2 percent of the total calorie goes to cereals (milled and unmilled); 10.8 percent for bread and other prepared food; 7.3 percent for pulses (milled and unmilled); 6.8 percent for oils and fats; 4.2 percent for other food items, 4.1 percent for potatoes other tubers and stems; 2.3 percent for meat; 1.8 percent for vegetables; 1.6 percent for spices; and 1.3 percent for foods taken away from home. The remaining goes to the rest of food groups. Comparing the results against 1995/96 survey year, at country and rural levels an increment in daily calorie intake was observed, while in urban areas daily calorie

intake has shown slight decrease. This might be due to the fact that in rural areas households consumed more of cereals than prepared food and other food items since cereals has high calorie contents.

Concerning regional daily calorie intake; that is the calorie intake per person per day for SNNP, Oromia and Benshangul-Gumuz is above the average calorie intake at country level. On the other hand, the calorie intake per person per day for the rural areas of the regions ranged from about 1,617 in Afar to 2,401.4 in SNNP, while in the urban areas, the daily calorie intake per person stood below 1,800 in Oromia, Tigray, Harari and Dire Dawa Regions.

**Summary Table III.20**

**Daily Calorie Intake Per Person by Region**

| REGION               | CALORIES INTAKE PER PERSON PER DAY |                |                |
|----------------------|------------------------------------|----------------|----------------|
|                      | Total                              | Rural          | Urban          |
| Tigray               | 2,045.0                            | 2,123.9        | 1,646.0        |
| Afar                 | 1743.4                             | 1,616.9        | 2,337.0        |
| Amhara               | 2,155.3                            | 2,197.4        | 1,800.7        |
| Oromia               | 2,257.0                            | 2,343.7        | 1,588.3        |
| Somalia              | 1,959.9                            | 2,002.1        | 1,869.2        |
| Benshangul-Gumuz     | 2245.3                             | 2,272.5        | 1,911.1        |
| SNNP                 | 2,358.6                            | 2,401.4        | 1,820.6        |
| Gambela              | 2,176.5                            | 2,285.0        | 1,808.7        |
| Harari               | 1,967.2                            | 2,304.2        | 1,730.4        |
| Addis Abab           | 1,829.3                            | 2,117.3        | 1,824.0        |
| Dire Dawa            | 1,875.5                            | 2,198.2        | 1,760.7        |
| <b>Total Country</b> | <b>2,211.2</b>                     | <b>2,291.5</b> | <b>1,738.1</b> |

The average calorie intake for the selected urban centers is as shown in the Summary Table III.21. Thus, the average calorie intake per person per day ranges from 1,449.8 in Jimma to 2,067.2 in Aysaeta Towns. As show in the summary Table III.21 except for Gonder, Dessie and Dire Dawa Towns, the calories intake per person per day shows a declining trend compared to the 1995/96 survey results.

**Summary Table III.21**


**Daily Calorie Intake Per Person for Selected Urban Centers by Survey Year**

| SELECTED URBAN CENTER | CALORIE INTAKE AND SURVEY YEAR |           |
|-----------------------|--------------------------------|-----------|
|                       | 1995/96                        | 1999/2000 |
| Mekele                | 1,763.8                        | 1,617.7   |
| Aysaeta               | -                              | 2,067.2   |
| Gonder                | 1,692.7                        | 1,866.6   |
| Dessie                | 1,296.4                        | 1,723.1   |
| Bahir Dar             | 1,871.4                        | 1,847.8   |
| Jimma                 | 1,723.6                        | 1,449.8   |
| Debre zeit            | 1,688.2                        | 1,480.2   |
| Nazreth               | 1,533.8                        | 1,467.1   |
| Jigjiga               | -                              | 1,781.0   |
| Asosa                 | -                              | 1,965.6   |
| Awassa                | -                              | 1,606.6   |
| Gambela               | -                              | 1,692.1   |
| Harar                 | 2,011.8                        | 1,730.4   |
| Addis Ababa           | 1,884.2                        | 1,824.0   |
| Dire Dawa             | 1,701.5                        | 1,776.2   |



# **CHAPTER IV**

## **STATISTICAL TABLES**





# **PART A**

## **COUNTRY LEVEL TABLES**



Table 1a: Distribution of households and members by age, sex, and household size - COUNTRY - TOTAL

| Household size | Households No. | %         | Sex        | A G E G R O U P |           |         |           |         |           |         |           |         |           |         |           |         |
|----------------|----------------|-----------|------------|-----------------|-----------|---------|-----------|---------|-----------|---------|-----------|---------|-----------|---------|-----------|---------|
|                |                |           |            | 0 - 9           |           | 10 - 14 |           | 15 - 19 |           | 20 - 24 |           | 25 - 29 |           | 30 - 34 |           | 35 - 39 |
|                |                |           |            | No.             | %         | No.     | %         | No.     | %         | No.     | %         | No.     | %         | No.     | %         |         |
| 1              | 506,302        | 4.4 M+F   | -          | -               | 1,987     | -       | 20,914    | -       | 42,004    | .1      | 59,017    | .1      | 28,248    | .1      | 37,354    | .1      |
|                |                | 1.5 M     | -          | -               | 865       | -       | 12,774    | -       | 20,135    | -       | 39,656    | .1      | 17,808    | -       | 23,524    | -       |
|                |                | 2.9 F     | -          | -               | 1,122     | -       | 8,140     | -       | 21,869    | -       | 19,361    | -       | 10,440    | -       | 13,830    | -       |
| 2              | 1,153,359      | 10.1 M+F  | 254,501    | .5              | 128,967   | .2      | 327,774   | .6      | 340,255   | .6      | 305,662   | .5      | 123,112   | .2      | 85,523    | .2      |
|                |                | 5.1 M     | 127,081    | .2              | 59,958    | .1      | 85,043    | .2      | 168,519   | .3      | 166,658   | .3      | 65,889    | .1      | 31,133    | .1      |
|                |                | 4.9 F     | 127,420    | .2              | 69,009    | .1      | 242,731   | .4      | 171,736   | .3      | 139,004   | .2      | 57,223    | .1      | 54,390    | .1      |
| 3              | 1,770,893      | 15.4 M+F  | 1,357,054  | 2.4             | 420,552   | .8      | 600,171   | 1.1     | 768,588   | 1.4     | 650,488   | 1.2     | 283,390   | .5      | 230,619   | .4      |
|                |                | 9.5 M     | 645,253    | 1.2             | 204,924   | .4      | 208,317   | .4      | 271,992   | .5      | 380,163   | .7      | 175,034   | .3      | 104,662   | .2      |
|                |                | 6.0 F     | 711,801    | 1.3             | 215,628   | .4      | 391,854   | .7      | 496,596   | .9      | 270,325   | .5      | 108,356   | .2      | 125,957   | .2      |
| 4              | 1,980,171      | 17.3 M+F  | 2,589,357  | 4.6             | 763,791   | 1.4     | 702,418   | 1.3     | 751,017   | 1.3     | 876,015   | 1.6     | 471,445   | .8      | 387,741   | .7      |
|                |                | 12.8 M    | 1,318,354  | 2.4             | 366,509   | .7      | 314,170   | .6      | 253,806   | .5      | 410,188   | .7      | 286,987   | .5      | 216,372   | .4      |
|                |                | 4.5 F     | 1,271,003  | 2.3             | 397,282   | .7      | 388,248   | .7      | 497,211   | .9      | 465,827   | .8      | 184,458   | .3      | 171,369   | .3      |
| 5              | 1,828,023      | 15.9 M+F  | 3,381,585  | 6.0             | 1,051,667 | 1.9     | 840,275   | 1.5     | 581,222   | 1.0     | 765,504   | 1.4     | 550,946   | 1.0     | 515,789   | .9      |
|                |                | 12.7 M    | 1,689,061  | 3.0             | 534,034   | 1.0     | 423,154   | .8      | 217,852   | .4      | 274,275   | .5      | 273,124   | .5      | 277,303   | .5      |
|                |                | 3.3 F     | 1,692,524  | 3.0             | 517,633   | .9      | 417,121   | .7      | 363,370   | .6      | 491,229   | .9      | 277,822   | .5      | 238,486   | .4      |
| 6              | 1,627,783      | 14.2 M+F  | 3,672,232  | 6.6             | 1,472,209 | 2.6     | 974,820   | 1.7     | 464,676   | .8      | 593,807   | 1.1     | 577,863   | 1.0     | 578,389   | 1.0     |
|                |                | 11.9 M    | 1,910,797  | 3.4             | 718,336   | 1.3     | 545,873   | 1.0     | 221,820   | .4      | 156,031   | .3      | 229,331   | .4      | 273,290   | .5      |
|                |                | 2.3 F     | 1,761,435  | 3.1             | 753,873   | 1.3     | 428,947   | .8      | 242,856   | .4      | 437,776   | .8      | 348,532   | .6      | 305,099   | .5      |
| 7              | 1,148,908      | 10.0 M+F  | 2,930,989  | 5.2             | 1,370,674 | 2.4     | 930,951   | 1.7     | 406,982   | .7      | 324,605   | .6      | 395,409   | .7      | 442,435   | .8      |
|                |                | 8.9 M     | 1,474,074  | 2.6             | 732,988   | 1.3     | 519,611   | .9      | 259,706   | .5      | 112,526   | .2      | 122,414   | .2      | 154,539   | .3      |
|                |                | 1.1 F     | 1,456,915  | 2.6             | 637,686   | 1.1     | 411,340   | .7      | 147,276   | .3      | 212,079   | .4      | 272,995   | .5      | 287,896   | .5      |
| 8              | 689,369        | 6.0 M+F   | 1,976,974  | 3.5             | 976,850   | 1.7     | 729,186   | 1.3     | 306,991   | .5      | 195,609   | .3      | 186,271   | .3      | 298,835   | .5      |
|                |                | 5.5 M     | 996,509    | 1.8             | 474,721   | .8      | 440,726   | .8      | 182,218   | .3      | 78,151    | .1      | 59,212    | .1      | 81,134    | .1      |
|                |                | .5 F      | 980,465    | 1.8             | 502,129   | .9      | 288,460   | .5      | 124,773   | .2      | 117,458   | .2      | 127,059   | .2      | 217,701   | .4      |
| 9              | 398,869        | 3.5 M+F   | 1,219,727  | 2.2             | 709,776   | 1.3     | 541,130   | 1.0     | 205,632   | .4      | 106,912   | .2      | 86,002    | .2      | 174,658   | .3      |
|                |                | 3.2 M     | 662,155    | 1.2             | 365,312   | .7      | 311,875   | .6      | 109,040   | .2      | 39,136    | .1      | 25,517    | -       | 35,320    | .1      |
|                |                | .3 F      | 557,572    | 1.0             | 344,464   | .6      | 229,255   | .4      | 96,592    | .2      | 67,776    | .1      | 60,485    | .1      | 139,338   | .2      |
| 10 and above   | 361,006        | 3.1 M+F   | 1,287,138  | 2.3             | 726,790   | 1.3     | 631,041   | 1.1     | 274,007   | .5      | 109,878   | .2      | 86,059    | .2      | 196,417   | .4      |
|                |                | 3.0 M     | 698,567    | 1.2             | 396,894   | .7      | 323,055   | .6      | 160,078   | .3      | 63,023    | .1      | 25,439    | -       | 49,576    | .1      |
|                |                | .2 F      | 588,571    | 1.1             | 329,896   | .6      | 307,986   | .6      | 113,929   | .2      | 46,855    | .1      | 60,620    | .1      | 146,841   | .3      |
| Total          | 11,464,683     | 100.0 M+F | 18,669,557 | 33.4            | 7,623,263 | 13.6    | 6,298,680 | 11.3    | 4,141,374 | 7.4     | 3,987,497 | 7.1     | 2,788,745 | 5.0     | 2,947,760 | 5.3     |
|                |                | M         | 9,521,851  | 17.0            | 3,854,541 | 6.9     | 3,184,598 | 5.7     | 1,865,166 | 3.3     | 1,719,807 | 3.1     | 1,280,755 | 2.3     | 1,246,853 | 2.2     |
|                |                | F         | 9,147,706  | 16.3            | 3,768,722 | 6.7     | 3,114,082 | 5.6     | 2,276,208 | 4.1     | 2,267,690 | 4.1     | 1,507,990 | 2.7     | 1,700,907 | 3.0     |

Table 1a:(Contd.) Distribution of households and members by age, sex, and household size - COUNTRY - TOTAL

| House-<br>hold<br>size | A G E G R O U P |     |           |     |           |     |           |     |           |     |           |     |            |       |
|------------------------|-----------------|-----|-----------|-----|-----------|-----|-----------|-----|-----------|-----|-----------|-----|------------|-------|
|                        | 40 - 44         |     | 45 - 49   |     | 50 - 54   |     | 55 - 59   |     | 60 - 64   |     | 65 & over |     | T o t a l  |       |
|                        | No.             | %   | No.       | %   | No.       | %   | No.       | %   | No.       | %   | No.       | %   | No.        | %     |
| 1                      | 20,660          | -   | 25,288    | -   | 49,437    | .1  | 31,708    | .1  | 56,743    | .1  | 132,941   | .2  | 506,301    | .9    |
|                        | 10,303          | -   | 7,786     | -   | 7,954     | -   | 2,831     | -   | 8,345     | -   | 21,192    | -   | 173,173    | .3    |
|                        | 10,357          | -   | 17,502    | -   | 41,483    | .1  | 28,877    | .1  | 48,398    | .1  | 111,749   | .2  | 333,128    | .6    |
| 2                      | 97,744          | .2  | 83,877    | .1  | 96,019    | .2  | 108,035   | .2  | 113,932   | .2  | 241,318   | .4  | 2,306,719  | 4.1   |
|                        | 36,869          | .1  | 19,006    | -   | 12,490    | -   | 16,773    | -   | 29,484    | .1  | 100,047   | .2  | 918,950    | 1.6   |
|                        | 60,875          | .1  | 64,871    | .1  | 83,529    | .1  | 91,262    | .2  | 84,448    | .2  | 141,271   | .3  | 1,387,769  | 2.5   |
| 3                      | 164,318         | .3  | 143,820   | .3  | 159,722   | .3  | 130,712   | .2  | 148,341   | .3  | 254,902   | .5  | 5,312,677  | 9.5   |
|                        | 47,071          | .1  | 50,105    | .1  | 42,505    | .1  | 28,378    | .1  | 52,287    | .1  | 135,936   | .2  | 2,346,627  | 4.2   |
|                        | 117,247         | .2  | 93,715    | .2  | 117,217   | .2  | 102,334   | .2  | 96,054    | .2  | 118,966   | .2  | 2,966,050  | 5.3   |
| 4                      | 278,609         | .5  | 217,683   | .4  | 211,019   | .4  | 182,257   | .3  | 184,104   | .3  | 305,230   | .5  | 7,920,686  | 14.2  |
|                        | 103,821         | .2  | 84,636    | .2  | 64,269    | .1  | 74,784    | .1  | 95,232    | .2  | 189,461   | .3  | 3,778,589  | 6.8   |
|                        | 174,788         | .3  | 133,047   | .2  | 146,750   | .3  | 107,473   | .2  | 88,872    | .2  | 115,769   | .2  | 4,142,097  | 7.4   |
| 5                      | 383,145         | .7  | 250,184   | .4  | 222,370   | .4  | 190,582   | .3  | 144,257   | .3  | 262,389   | .5  | 9,139,915  | 16.3  |
|                        | 200,570         | .4  | 131,273   | .2  | 87,362    | .2  | 104,817   | .2  | 71,300    | .1  | 180,571   | .3  | 4,464,696  | 8.0   |
|                        | 182,575         | .3  | 118,911   | .2  | 135,008   | .2  | 85,765    | .2  | 72,957    | .1  | 81,818    | .1  | 4,675,219  | 8.4   |
| 6                      | 379,601         | .7  | 316,448   | .6  | 217,112   | .4  | 151,669   | .3  | 145,657   | .3  | 222,213   | .4  | 9,766,696  | 17.5  |
|                        | 206,993         | .4  | 185,392   | .3  | 114,933   | .2  | 84,269    | .2  | 96,372    | .2  | 147,926   | .3  | 4,891,363  | 8.7   |
|                        | 172,608         | .3  | 131,056   | .2  | 102,179   | .2  | 67,400    | .1  | 49,285    | .1  | 74,287    | .1  | 4,875,333  | 8.7   |
| 7                      | 342,717         | .6  | 356,863   | .6  | 187,262   | .3  | 123,991   | .2  | 106,069   | .2  | 123,409   | .2  | 8,042,356  | 14.4  |
|                        | 186,784         | .3  | 210,608   | .4  | 124,547   | .2  | 97,036    | .2  | 76,571    | .1  | 75,747    | .1  | 4,147,151  | 7.4   |
|                        | 155,933         | .3  | 146,255   | .3  | 62,715    | .1  | 26,955    | -   | 29,498    | .1  | 47,662    | .1  | 3,895,205  | 7.0   |
| 8                      | 249,338         | .4  | 233,932   | .4  | 123,658   | .2  | 85,969    | .2  | 46,426    | .1  | 104,910   | .2  | 5,514,949  | 9.9   |
|                        | 124,352         | .2  | 155,746   | .3  | 92,951    | .2  | 61,249    | .1  | 35,515    | .1  | 51,416    | .1  | 2,833,900  | 5.1   |
|                        | 124,986         | .2  | 78,186    | .1  | 30,707    | .1  | 24,720    | -   | 10,911    | -   | 53,494    | .1  | 2,681,049  | 4.8   |
| 9                      | 166,487         | .3  | 135,249   | .2  | 82,482    | .1  | 63,806    | .1  | 37,556    | .1  | 60,219    | .1  | 3,589,636  | 6.4   |
|                        | 75,304          | .1  | 85,049    | .2  | 59,267    | .1  | 50,709    | .1  | 31,444    | .1  | 36,107    | .1  | 1,886,235  | 3.4   |
|                        | 91,183          | .2  | 50,200    | .1  | 23,215    | -   | 13,097    | -   | 6,112     | -   | 24,112    | -   | 1,703,401  | 3.0   |
| 10 and<br>above        | 149,383         | .3  | 132,287   | .2  | 78,869    | .1  | 58,335    | .1  | 41,203    | .1  | 82,893    | .1  | 3,854,300  | 6.9   |
|                        | 65,863          | .1  | 87,070    | .2  | 59,563    | .1  | 42,628    | .1  | 34,399    | .1  | 47,746    | .1  | 2,053,901  | 3.7   |
|                        | 83,520          | .1  | 45,217    | .1  | 19,306    | -   | 15,707    | -   | 6,804     | -   | 35,147    | .1  | 1,800,399  | 3.2   |
| Total                  | 2,232,002       | 4.0 | 1,895,631 | 3.4 | 1,427,950 | 2.6 | 1,127,064 | 2.0 | 1,024,288 | 1.8 | 1,790,424 | 3.2 | 55,954,235 | 100.0 |
|                        | 1,057,930       | 1.9 | 1,016,671 | 1.8 | 665,841   | 1.2 | 563,474   | 1.0 | 530,949   | .9  | 986,149   | 1.8 | 27,494,585 | 49.1  |
|                        | 1,174,072       | 2.1 | 878,960   | 1.6 | 762,109   | 1.4 | 563,590   | 1.0 | 493,339   | .9  | 804,275   | 1.4 | 28,459,650 | 50.9  |

**Table 2a: Distribution of Households by Household Size, Sex of Head of Household and Domestic Expenditure Group**  
**COUNTRY - TOTAL**

| Household size and Sex |     | DOMESTIC EXPENDITURE GROUP(BIRR) |    |           |    |             |     |             |     |             |     |             |      |             |      |
|------------------------|-----|----------------------------------|----|-----------|----|-------------|-----|-------------|-----|-------------|-----|-------------|------|-------------|------|
|                        |     | Below 600                        |    | 600 - 999 |    | 1000 - 1399 |     | 1400 - 1999 |     | 2000 - 2599 |     | 2600 - 3399 |      | 3400 - 4199 |      |
|                        |     | No.                              | %  | No.       | %  | No.         | %   | No.         | %   | No.         | %   | No.         | %    | No.         | %    |
| 1                      | M+F | 12,372                           | .1 | 59,532    | .5 | 79,304      | .7  | 117,977     | 1.0 | 81,050      | .7  | 57,413      | .5   | 42,631      | .4   |
|                        | M   | 28                               | -  | 17,068    | .1 | 22,428      | .2  | 35,931      | .3  | 17,281      | .2  | 18,358      | .2   | 27,642      | .2   |
|                        | F   | 12,344                           | .1 | 42,464    | .4 | 56,876      | .5  | 82,046      | .7  | 63,769      | .6  | 39,055      | .3   | 14,989      | .1   |
| 2                      | M+F | 1,986                            | -  | 19,921    | .2 | 71,627      | .6  | 188,198     | 1.6 | 206,039     | 1.8 | 276,214     | 2.4  | 168,089     | 1.5  |
|                        | M   | -                                | -  | 2,401     | -  | 25,908      | .2  | 66,813      | .6  | 100,535     | .9  | 162,654     | 1.4  | 89,250      | .8   |
|                        | F   | 1,986                            | -  | 17,520    | .2 | 45,719      | .4  | 121,385     | 1.1 | 105,504     | .9  | 113,560     | 1.0  | 78,839      | .7   |
| 3                      | M+F | 303                              | -  | 8,334     | .1 | 44,735      | .4  | 146,985     | 1.3 | 287,024     | 2.5 | 389,030     | 3.4  | 315,758     | 2.8  |
|                        | M   | 303                              | -  | 4         | -  | 21,404      | .2  | 89,407      | .8  | 152,686     | 1.3 | 237,469     | 2.1  | 186,166     | 1.6  |
|                        | F   | -                                | -  | 8,330     | .1 | 23,331      | .2  | 57,578      | .5  | 134,338     | 1.2 | 151,561     | 1.3  | 129,592     | 1.1  |
| 4                      | M+F | -                                | -  | 303       | -  | 12,279      | .1  | 84,101      | .7  | 184,129     | 1.6 | 398,687     | 3.5  | 384,394     | 3.4  |
|                        | M   | -                                | -  | 303       | -  | 8,491       | .1  | 47,573      | .4  | 117,091     | 1.0 | 292,793     | 2.6  | 293,784     | 2.6  |
|                        | F   | -                                | -  | -         | -  | 3,788       | -   | 36,528      | .3  | 67,038      | .6  | 105,894     | .9   | 90,610      | .8   |
| 5                      | M+F | -                                | -  | 64        | -  | 4,335       | -   | 34,041      | .3  | 106,551     | .9  | 237,333     | 2.1  | 322,121     | 2.8  |
|                        | M   | -                                | -  | 64        | -  | 3,104       | -   | 26,319      | .2  | 87,796      | .8  | 187,598     | 1.6  | 251,343     | 2.2  |
|                        | F   | -                                | -  | -         | -  | 1,231       | -   | 7,722       | .1  | 18,755      | .2  | 49,735      | .4   | 70,778      | .6   |
| 6                      | M+F | -                                | -  | -         | -  | 591         | -   | 18,653      | .2  | 58,553      | .5  | 143,298     | 1.2  | 266,404     | 2.3  |
|                        | M   | -                                | -  | -         | -  | 591         | -   | 18,264      | .2  | 44,482      | .4  | 108,949     | 1.0  | 223,607     | 2.0  |
|                        | F   | -                                | -  | -         | -  | -           | -   | 389         | -   | 14,071      | .1  | 34,349      | .3   | 42,797      | .4   |
| 7                      | M+F | -                                | -  | -         | -  | 207         | -   | 3,749       | -   | 20,801      | .2  | 76,243      | .7   | 145,409     | 1.3  |
|                        | M   | -                                | -  | -         | -  | 207         | -   | 3,749       | -   | 15,943      | .1  | 70,312      | .6   | 125,587     | 1.1  |
|                        | F   | -                                | -  | -         | -  | -           | -   | -           | -   | 4,858       | -   | 5,931       | .1   | 19,822      | .2   |
| 8                      | M+F | -                                | -  | -         | -  | -           | -   | -           | -   | 7,385       | .1  | 42,669      | .4   | 46,920      | .4   |
|                        | M   | -                                | -  | -         | -  | -           | -   | -           | -   | 6,766       | .1  | 42,322      | .4   | 38,754      | .3   |
|                        | F   | -                                | -  | -         | -  | -           | -   | -           | -   | 619         | -   | 347         | -    | 8,166       | .1   |
| 9                      | M+F | -                                | -  | -         | -  | -           | -   | -           | -   | 2,156       | -   | 13,473      | .1   | 25,133      | .2   |
|                        | M   | -                                | -  | -         | -  | -           | -   | -           | -   | 2,156       | -   | 13,473      | .1   | 22,530      | .2   |
|                        | F   | -                                | -  | -         | -  | -           | -   | -           | -   | -           | -   | -           | -    | 2,603       | -    |
| 10 & above             | M+F | -                                | -  | -         | -  | -           | -   | -           | -   | 1,858       | -   | 7,589       | .1   | 14,694      | .1   |
|                        | M   | -                                | -  | -         | -  | -           | -   | -           | -   | -           | -   | 7,589       | .1   | 14,694      | .1   |
|                        | F   | -                                | -  | -         | -  | -           | -   | -           | -   | 1,858       | -   | -           | -    | -           | -    |
| Total                  | M+F | 14,661                           | .1 | 88,154    | .8 | 213,078     | 1.9 | 593,704     | 5.2 | 955,546     | 8.3 | 1,641,949   | 14.3 | 1,731,553   | 15.1 |
|                        | M   | 331                              | -  | 19,840    | .2 | 82,133      | .7  | 288,056     | 2.5 | 544,736     | 4.8 | 1,141,517   | 10.0 | 1,273,357   | 11.1 |
|                        | F   | 14,330                           | .1 | 68,314    | .6 | 130,945     | 1.1 | 305,648     | 2.7 | 410,810     | 3.6 | 500,432     | 4.4  | 458,196     | 4.0  |

**Table 2a:(Contd.) Distribution of Households by Household Size, Sex of Head of Household and Domestic Expenditure Group**  
**COUNTRY - TOTAL**

| Household size and Sex |     | DOMESTIC EXPENDITURE GROUP (BIRR) |      |                      |      |                      |      |                     |     |                       |     |                      |    | Total<br>No. % |     |                       |       |
|------------------------|-----|-----------------------------------|------|----------------------|------|----------------------|------|---------------------|-----|-----------------------|-----|----------------------|----|----------------|-----|-----------------------|-------|
|                        |     | 4200 - 5399<br>No. %              |      | 5400 - 6599<br>No. % |      | 6600 - 8999<br>No. % |      | 9000-12599<br>No. % |     | 12600 -16199<br>No. % |     | 16200-19999<br>No. % |    |                |     | 20000 & over<br>No. % |       |
| 1                      | M+F | 20,629                            | .2   | 12,867               | .1   | 14,677               | .1   | 6,835               | .1  | 489                   | -   | 141                  | -  | 386            | -   | 506,303               | 4.4   |
|                        | M   | 12,217                            | .1   | 8,792                | .1   | 6,946                | .1   | 5,934               | .1  | 365                   | -   | 86                   | -  | 97             | -   | 173,173               | 1.5   |
|                        | F   | 8,412                             | .1   | 4,075                | -    | 7,731                | .1   | 901                 | -   | 124                   | -   | 55                   | -  | 289            | -   | 333,130               | 2.9   |
| 2                      | M+F | 120,570                           | 1.1  | 47,361               | .4   | 30,004               | .3   | 14,129              | .1  | 4,568                 | -   | 1,626                | -  | 3,026          | -   | 1,153,358             | 10.1  |
|                        | M   | 76,873                            | .7   | 28,315               | .2   | 18,484               | .2   | 8,424               | .1  | 4,043                 | -   | 719                  | -  | 2,179          | -   | 586,598               | 5.1   |
|                        | F   | 43,697                            | .4   | 19,046               | .2   | 11,520               | .1   | 5,705               | -   | 525                   | -   | 907                  | -  | 847            | -   | 566,760               | 4.9   |
| 3                      | M+F | 281,100                           | 2.5  | 130,885              | 1.1  | 102,810              | .9   | 43,765              | .4  | 6,903                 | .1  | 5,422                | -  | 7,836          | .1  | 1,770,890             | 15.4  |
|                        | M   | 181,832                           | 1.6  | 95,233               | .8   | 80,363               | .7   | 28,031              | .2  | 3,554                 | -   | 1,803                | -  | 6,592          | .1  | 1,084,847             | 9.5   |
|                        | F   | 99,268                            | .9   | 35,652               | .3   | 22,447               | .2   | 15,734              | .1  | 3,349                 | -   | 3,619                | -  | 1,244          | -   | 686,043               | 6.0   |
| 4                      | M+F | 442,738                           | 3.9  | 231,519              | 2.0  | 147,910              | 1.3  | 52,151              | .5  | 20,205                | .2  | 7,201                | .1 | 14,553         | .1  | 1,980,170             | 17.3  |
|                        | M   | 346,807                           | 3.0  | 172,184              | 1.5  | 112,211              | 1.0  | 41,209              | .4  | 14,564                | .1  | 5,492                | -  | 12,673         | .1  | 1,465,175             | 12.8  |
|                        | F   | 95,931                            | .8   | 59,335               | .5   | 35,699               | .3   | 10,942              | .1  | 5,641                 | -   | 1,709                | -  | 1,880          | -   | 514,995               | 4.5   |
| 5                      | M+F | 427,939                           | 3.7  | 276,353              | 2.4  | 254,530              | 2.2  | 104,078             | .9  | 31,219                | .3  | 15,271               | .1 | 14,188         | .1  | 1,828,023             | 15.9  |
|                        | M   | 328,456                           | 2.9  | 235,923              | 2.1  | 204,366              | 1.8  | 77,784              | .7  | 25,099                | .2  | 13,340               | .1 | 9,402          | .1  | 1,450,594             | 12.7  |
|                        | F   | 99,483                            | .9   | 40,430               | .4   | 50,164               | .4   | 26,294              | .2  | 6,120                 | .1  | 1,931                | -  | 4,786          | -   | 377,429               | 3.3   |
| 6                      | M+F | 397,594                           | 3.5  | 282,367              | 2.5  | 257,872              | 2.2  | 114,610             | 1.0 | 40,356                | .4  | 14,300               | .1 | 33,184         | .3  | 1,627,782             | 14.2  |
|                        | M   | 336,897                           | 2.9  | 242,144              | 2.1  | 215,000              | 1.9  | 100,045             | .9  | 34,990                | .3  | 12,644               | .1 | 28,991         | .3  | 1,366,604             | 11.9  |
|                        | F   | 60,697                            | .5   | 40,223               | .4   | 42,872               | .4   | 14,565              | .1  | 5,366                 | -   | 1,656                | -  | 4,193          | -   | 261,178               | 2.3   |
| 7                      | M+F | 256,571                           | 2.2  | 203,034              | 1.8  | 257,342              | 2.2  | 123,419             | 1.1 | 30,703                | .3  | 11,330               | .1 | 20,099         | .2  | 1,148,907             | 10.0  |
|                        | M   | 227,514                           | 2.0  | 181,987              | 1.6  | 231,153              | 2.0  | 114,266             | 1.0 | 26,709                | .2  | 9,786                | .1 | 17,658         | .2  | 1,024,871             | 8.9   |
|                        | F   | 29,057                            | .3   | 21,047               | .2   | 26,189               | .2   | 9,153               | .1  | 3,994                 | -   | 1,544                | -  | 2,441          | -   | 124,036               | 1.1   |
| 8                      | M+F | 103,149                           | .9   | 125,161              | 1.1  | 193,999              | 1.7  | 110,317             | 1.0 | 33,036                | .3  | 12,563               | .1 | 14,171         | .1  | 689,370               | 6.0   |
|                        | M   | 97,336                            | .8   | 113,206              | 1.0  | 179,340              | 1.6  | 101,220             | .9  | 31,295                | .3  | 11,625               | .1 | 11,718         | .1  | 633,582               | 5.5   |
|                        | F   | 5,813                             | .1   | 11,955               | .1   | 14,659               | .1   | 9,097               | .1  | 1,741                 | -   | 938                  | -  | 2,453          | -   | 55,788                | .5    |
| 9                      | M+F | 58,545                            | .5   | 76,992               | .7   | 98,240               | .9   | 80,551              | .7  | 24,645                | .2  | 10,723               | .1 | 8,413          | .1  | 398,871               | 3.5   |
|                        | M   | 52,628                            | .5   | 67,670               | .6   | 94,811               | .8   | 77,805              | .7  | 20,577                | .2  | 10,432               | .1 | 6,318          | .1  | 368,400               | 3.2   |
|                        | F   | 5,917                             | .1   | 9,322                | .1   | 3,429                | -    | 2,746               | -   | 4,068                 | -   | 291                  | -  | 2,095          | -   | 30,471                | .3    |
| 10 & above             | M+F | 32,343                            | .3   | 36,957               | .3   | 72,745               | .6   | 100,413             | .9  | 52,657                | .5  | 16,992               | .1 | 24,757         | .2  | 361,005               | 3.1   |
|                        | M   | 30,113                            | .3   | 36,358               | .3   | 70,553               | .6   | 95,467              | .8  | 49,584                | .4  | 16,812               | .1 | 20,022         | .2  | 341,192               | 3.0   |
|                        | F   | 2,230                             | -    | 599                  | -    | 2,192                | -    | 4,946               | -   | 3,073                 | -   | 180                  | -  | 4,735          | -   | 19,813                | .2    |
| Total                  | M+F | 2,141,178                         | 18.7 | 1,423,496            | 12.4 | 1,430,129            | 12.5 | 750,268             | 6.5 | 244,781               | 2.1 | 95,569               | .8 | 140,613        | 1.2 | 11,464,679            | 100.0 |
|                        | M   | 1,690,673                         | 14.7 | 1,181,812            | 10.3 | 1,213,227            | 10.6 | 650,185             | 5.7 | 210,780               | 1.8 | 82,739               | .7 | 115,650        | 1.0 | 8,495,036             | 74.1  |
|                        | F   | 450,505                           | 3.9  | 241,684              | 2.1  | 216,902              | 1.9  | 100,083             | .9  | 34,001                | .3  | 12,830               | .1 | 24,963         | .2  | 2,969,643             | 25.9  |

Table 3a: Distribution of members of households by household size, sex and domestic expenditure group - COUNTRY - TOTAL

| Household size | Sex | DOMESTIC EXPENDITURE GROUP (BIRR) |   |           |    |             |    |             |     |             |     |             |      |
|----------------|-----|-----------------------------------|---|-----------|----|-------------|----|-------------|-----|-------------|-----|-------------|------|
|                |     | Below 600                         |   | 600 - 999 |    | 1000 - 1399 |    | 1400 - 1999 |     | 2000 - 2599 |     | 2600 - 3399 |      |
|                |     | No.                               | % | No.       | %  | No.         | %  | No.         | %   | No.         | %   | No.         | %    |
| 1              | M+F | 12,372                            | - | 59,532    | .1 | 79,304      | .1 | 117,977     | .2  | 81,050      | .1  | 57,413      | .1   |
|                | M   | 28                                | - | 17,068    | -  | 22,428      | -  | 35,931      | .1  | 17,281      | -   | 18,358      | -    |
|                | F   | 12,344                            | - | 42,464    | .1 | 56,876      | .1 | 82,046      | .1  | 63,769      | .1  | 39,055      | .1   |
| 2              | M+F | 3,971                             | - | 39,842    | .1 | 143,254     | .3 | 376,395     | .7  | 412,079     | .7  | 552,429     | 1.0  |
|                | M   | -                                 | - | 13,399    | -  | 47,881      | .1 | 133,050     | .2  | 161,550     | .3  | 225,966     | .4   |
|                | F   | 3,971                             | - | 26,443    | -  | 95,373      | .2 | 243,345     | .4  | 250,529     | .4  | 326,463     | .6   |
| 3              | M+F | 909                               | - | 25,004    | -  | 134,204     | .2 | 440,957     | .8  | 861,073     | 1.5 | 1,167,092   | 2.1  |
|                | M   | 606                               | - | 7,691     | -  | 53,788      | .1 | 195,910     | .4  | 377,651     | .7  | 512,247     | .9   |
|                | F   | 303                               | - | 17,313    | -  | 80,416      | .1 | 245,047     | .4  | 483,422     | .9  | 654,845     | 1.2  |
| 4              | M+F | -                                 | - | 1,211     | -  | 49,117      | .1 | 336,406     | .6  | 736,519     | 1.3 | 1,594,748   | 2.9  |
|                | M   | -                                 | - | 908       | -  | 21,022      | -  | 156,115     | .3  | 323,859     | .6  | 754,571     | 1.3  |
|                | F   | -                                 | - | 303       | -  | 28,095      | .1 | 180,291     | .3  | 412,660     | .7  | 840,177     | 1.5  |
| 5              | M+F | -                                 | - | 318       | -  | 21,676      | -  | 170,208     | .3  | 532,754     | 1.0 | 1,186,663   | 2.9  |
|                | M   | -                                 | - | 191       | -  | 11,767      | -  | 76,168      | .1  | 269,211     | .5  | 588,862     | 1.1  |
|                | F   | -                                 | - | 127       | -  | 9,909       | -  | 94,040      | .2  | 263,543     | .5  | 597,801     | 1.1  |
| 6              | M+F | -                                 | - | -         | -  | 3,545       | -  | 111,919     | .2  | 351,322     | .6  | 859,788     | 1.5  |
|                | M   | -                                 | - | -         | -  | 1,724       | -  | 50,961      | .1  | 174,679     | .3  | 409,157     | .7   |
|                | F   | -                                 | - | -         | -  | 1,821       | -  | 60,958      | .1  | 176,643     | .3  | 450,631     | .8   |
| 7              | M+F | -                                 | - | -         | -  | 1,448       | -  | 26,245      | -   | 145,609     | .3  | 533,699     | 1.0  |
|                | M   | -                                 | - | -         | -  | 1,034       | -  | 12,565      | -   | 73,726      | .1  | 263,682     | .5   |
|                | F   | -                                 | - | -         | -  | 414         | -  | 13,680      | -   | 71,883      | .1  | 270,017     | .5   |
| 8              | M+F | -                                 | - | -         | -  | -           | -  | -           | -   | 59,078      | .1  | 341,356     | .6   |
|                | M   | -                                 | - | -         | -  | -           | -  | -           | -   | 30,874      | .1  | 154,059     | .3   |
|                | F   | -                                 | - | -         | -  | -           | -  | -           | -   | 28,204      | .1  | 187,297     | .3   |
| 9              | M+F | -                                 | - | -         | -  | -           | -  | -           | -   | 19,402      | -   | 121,254     | .2   |
|                | M   | -                                 | - | -         | -  | -           | -  | -           | -   | 8,623       | -   | 63,849      | .1   |
|                | F   | -                                 | - | -         | -  | -           | -  | -           | -   | 10,779      | -   | 57,405      | .1   |
| 10 & above     | M+F | -                                 | - | -         | -  | -           | -  | -           | -   | 18,578      | -   | 84,117      | .2   |
|                | M   | -                                 | - | -         | -  | -           | -  | -           | -   | 13,005      | -   | 50,370      | .1   |
|                | F   | -                                 | - | -         | -  | -           | -  | -           | -   | 5,573       | -   | 33,747      | .1   |
| Total          | M+F | 17,252                            | - | 125,907   | .2 | 432,548     | .8 | 1,580,107   | 2.8 | 3,217,464   | 5.8 | 6,498,559   | 11.6 |
|                | M   | 634                               | - | 39,257    | .1 | 159,644     | .3 | 660,700     | 1.2 | 1,450,459   | 2.6 | 3,041,121   | 5.4  |
|                | F   | 16,618                            | - | 86,650    | .2 | 272,904     | .5 | 919,407     | 1.6 | 1,767,005   | 3.2 | 3,457,438   | 6.2  |

**Table 3a:(Contd.) Distribution of members of households by household size, sex and domestic expenditure group**  
**COUNTRY -TOTAL**

| House-<br>hold<br>size | Sex | D O M E S T I C   E X P E N D I T U R E   G R O U P |                        |                        |                       |                         |                        |                         |     |           |     | T o t a l<br>No.   % |     |         |     |            |       |
|------------------------|-----|---|------------------------|------------------------|-----------------------|-------------------------|------------------------|-------------------------|-----|-----------|-----|----------------------|-----|---------|-----|------------|-------|
|                        |     | 4200 - 5399<br>No.   %                              | 5400 - 6599<br>No.   % | 6600 - 8999<br>No.   % | 9000-12599<br>No.   % | 12600 -16199<br>No.   % | 16200-19999<br>No.   % | 20000 & over<br>No.   % |     |           |     |                      |     |         |     |            |       |
| 1                      | M+F | 20,629  | -                      | 12,867                 | -                     | 14,677                  | -                      | 6,835                   | -   | 489       | -   | 141                  | -   | 386     | -   | 506,303    | .9    |
|                        | M   | 12,217  | -                      | 8,792                  | -                     | 6,946                   | -                      | 5,934                   | -   | 365       | -   | 86                   | -   | 97      | -   | 173,173    | .3    |
|                        | F   | 8,412   | -                      | 4,075                  | -                     | 7,731                   | -                      | 901                     | -   | 124       | -   | 55                   | -   | 289     | -   | 333,130    | .6    |
| 2                      | M+F | 241,140   | .4                     | 94,722                 | .2                    | 60,009                  | .1                     | 28,258                  | .1  | 9,136     | -   | 3,252                | -   | 6,053   | -   | 2,306,718  | 4.1   |
|                        | M   | 104,630   | .2                     | 42,553                 | .1                    | 29,905                  | .1                     | 11,016                  | -   | 4,309     | -   | 1,208                | -   | 3,623   | -   | 918,949    | 1.6   |
|                        | F   | 136,510   | .2                     | 52,169                 | .1                    | 30,104                  | .1                     | 17,242                  | -   | 4,827     | -   | 2,044                | -   | 2,430   | -   | 1,387,769  | 2.5   |
| 3                      | M+F | 843,302   | 1.5                    | 392,655                | .7                    | 308,432                 | .6                     | 131,293                 | .2  | 20,709    | -   | 16,267               | -   | 23,508  | -   | 5,312,678  | 9.5   |
|                        | M   | 374,067   | .7                     | 179,780                | .3                    | 136,254                 | .2                     | 57,185                  | .1  | 9,056     | -   | 6,065                | -   | 12,555  | -   | 2,346,628  | 4.2   |
|                        | F   | 469,235   | .8                     | 212,875                | .4                    | 172,178                 | .3                     | 74,108                  | .1  | 11,653    | -   | 10,202               | -   | 10,953  | -   | 2,966,050  | 5.3   |
| 4                      | M+F | 1,770,952   | 3.2                    | 926,075                | 1.7                   | 591,640                 | 1.1                    | 208,605                 | .4  | 80,819    | .1  | 28,803               | .1  | 58,215  | .1  | 7,920,685  | 14.2  |
|                        | M   | 834,098   | 1.5                    | 445,139                | .8                    | 284,209                 | .5                     | 96,679                  | .2  | 32,363    | .1  | 12,031               | -   | 26,275  | -   | 3,778,589  | 6.8   |
|                        | F   | 936,854   | 1.7                    | 480,936                | .9                    | 307,431                 | .5                     | 111,926                 | .2  | 48,456    | .1  | 16,772               | -   | 31,940  | .1  | 4,142,096  | 7.4   |
| 5                      | M+F | 2,139,694   | 3.8                    | 1,381,769              | 2.5                   | 1,272,445               | 2.3                    | 520,389                 | .9  | 156,099   | .3  | 76,351               | .1  | 70,941  | .1  | 9,139,913  | 16.3  |
|                        | M   | 996,403   | 1.8                    | 693,994                | 1.2                   | 637,767                 | 1.1                    | 268,092                 | .5  | 75,963    | .1  | 43,515               | .1  | 34,260  | .1  | 4,464,694  | 8.0   |
|                        | F   | 1,143,291   | 2.0                    | 687,775                | 1.2                   | 634,678                 | 1.1                    | 252,297                 | .5  | 80,136    | .1  | 32,836               | .1  | 36,681  | .1  | 4,675,219  | 8.4   |
| 6                      | M+F | 2,385,565   | 4.3                    | 1,694,201              | 3.0                   | 1,547,230               | 2.8                    | 687,663                 | 1.2 | 242,140   | .4  | 85,797               | .2  | 199,105 | .4  | 9,766,698  | 17.5  |
|                        | M   | 1,196,596   | 2.1                    | 873,690                | 1.6                   | 758,867                 | 1.4                    | 354,339                 | .6  | 131,506   | .2  | 40,048               | .1  | 97,916  | .2  | 4,891,364  | 8.7   |
|                        | F   | 1,188,969   | 2.1                    | 820,511                | 1.5                   | 788,363                 | 1.4                    | 333,324                 | .6  | 110,634   | .2  | 45,749               | .1  | 101,189 | .2  | 4,875,334  | 8.7   |
| 7                      | M+F | 1,795,998   | 3.2                    | 1,421,236              | 2.5                   | 1,801,394               | 3.2                    | 863,938                 | 1.5 | 214,924   | .4  | 79,312               | .1  | 140,694 | .3  | 8,042,359  | 14.4  |
|                        | M   | 950,936   | 1.7                    | 741,703                | 1.3                   | 942,179                 | 1.7                    | 441,130                 | .8  | 121,769   | .2  | 36,252               | .1  | 69,594  | .1  | 4,147,151  | 7.4   |
|                        | F   | 845,062   | 1.5                    | 679,533                | 1.2                   | 859,215                 | 1.5                    | 422,808                 | .8  | 93,155    | .2  | 43,060               | .1  | 71,100  | .1  | 3,895,208  | 7.0   |
| 8                      | M+F | 825,185   | 1.5                    | 1,001,293              | 1.8                   | 1,551,988               | 2.8                    | 882,535                 | 1.6 | 264,285   | .5  | 100,503              | .2  | 113,366 | .2  | 5,514,946  | 9.9   |
|                        | M   | 424,343   | .8                     | 534,056                | 1.0                   | 787,813                 | 1.4                    | 449,302                 | .8  | 130,046   | .2  | 53,223               | .1  | 58,718  | .1  | 2,833,899  | 5.1   |
|                        | F   | 400,842   | .7                     | 467,237                | .8                    | 764,175                 | 1.4                    | 433,233                 | .8  | 134,239   | .2  | 47,280               | .1  | 54,648  | .1  | 2,681,047  | 4.8   |
| 9                      | M+F | 526,904   | .9                     | 692,927                | 1.2                   | 884,159                 | 1.6                    | 724,779                 | 1.3 | 221,805   | .4  | 96,502               | .2  | 75,715  | .1  | 3,589,637  | 6.4   |
|                        | M   | 275,941   | .5                     | 375,892                | .7                    | 473,403                 | .8                     | 382,992                 | .7  | 109,191   | .2  | 48,797               | .1  | 38,627  | .1  | 1,886,236  | 3.4   |
|                        | F   | 250,963   | .4                     | 317,035                | .6                    | 410,756                 | .7                     | 341,787                 | .6  | 112,614   | .2  | 47,705               | .1  | 37,088  | .1  | 1,703,401  | 3.0   |
| 10 and<br>above        | M+F | 336,243   | .6                     | 390,237                | .7                    | 785,115                 | 1.4                    | 1,060,668               | 1.9 | 555,152   | 1.0 | 186,777              | .3  | 284,740 | .5  | 3,854,302  | 6.9   |
|                        | M   | 180,783   | .3                     | 209,303                | .4                    | 398,477                 | .7                     | 582,938                 | 1.0 | 298,688   | .5  | 97,816               | .2  | 144,614 | .3  | 2,053,902  | 3.7   |
|                        | F   | 155,460   | .3                     | 180,934                | .3                    | 386,638                 | .7                     | 477,730                 | .9  | 256,464   | .5  | 88,961               | .2  | 140,126 | .3  | 1,800,400  | 3.2   |
| Total                  | M+F | 10,885,612  | 19.5                   | 8,007,982              | 14.3                  | 8,817,089               | 15.8                   | 5,114,963               | 9.1 | 1,765,558 | 3.2 | 673,705              | 1.2 | 972,723 | 1.7 | 55,954,239 | 100.0 |
|                        | M   | 5,350,014   | 9.6                    | 4,104,902              | 7.3                   | 4,455,820               | 8.0                    | 2,649,607               | 4.7 | 913,256   | 1.6 | 339,041              | .6  | 486,279 | .9  | 27,494,585 | 49.1  |
|                        | F   | 5,535,598   | 9.9                    | 3,903,080              | 7.0                   | 4,361,269               | 7.8                    | 2,465,356               | 4.4 | 852,302   | 1.5 | 334,664              | .6  | 486,444 | .9  | 28,459,654 | 50.9  |



Table 4a: Distribution of members of households by age, sex and domestic expenditure group - COUNTRY - TOTAL

| Age Group   | Sex | DOMESTIC EXPENDITURE GROUP (BIRR) |                    |                      |                      |                      |                      |                      |     |           |     |           |      |           |      |
|-------------|-----|-----------------------------------|--------------------|----------------------|----------------------|----------------------|----------------------|----------------------|-----|-----------|-----|-----------|------|-----------|------|
|             |     | Below 600<br>No. %                | 600 - 999<br>No. % | 1000 - 1399<br>No. % | 1400 - 1999<br>No. % | 2000 - 2599<br>No. % | 2600 - 3399<br>No. % | 3400 - 4199<br>No. % |     |           |     |           |      |           |      |
| 0 - 9       | M+F | 2,591                             | -                  | 19,103               | -                    | 83,587               | .1                   | 462,711              | .8  | 1,048,343 | 1.9 | 2,185,258 | 3.9  | 2,791,943 | 5.0  |
|             | M   | 303                               | -                  | 10,878               | -                    | 37,173               | .1                   | 229,006              | .4  | 510,626   | .9  | 1,077,748 | 1.9  | 1,456,337 | 2.6  |
|             | F   | 2,288                             | -                  | 8,225                | -                    | 46,414               | .1                   | 233,705              | .4  | 537,717   | 1.0 | 1,107,510 | 2.0  | 1,335,606 | 2.4  |
| 10 - 14     | M+F | -                                 | -                  | 5,493                | -                    | 27,624               | -                    | 131,489              | .2  | 331,637   | .6  | 718,484   | 1.3  | 969,449   | 1.7  |
|             | M   | -                                 | -                  | 2,606                | -                    | 16,788               | -                    | 62,339               | .1  | 175,557   | .3  | 366,989   | .7   | 481,456   | .9   |
|             | F   | -                                 | -                  | 2,887                | -                    | 10,836               | -                    | 69,150               | .1  | 156,080   | .3  | 351,495   | .6   | 487,993   | .9   |
| 15 - 19     | M+F | 1,986                             | -                  | 5,423                | -                    | 34,748               | .1                   | 141,128              | .3  | 286,095   | .5  | 626,054   | 1.1  | 780,499   | 1.4  |
|             | M   | -                                 | -                  | 2,335                | -                    | 17,590               | -                    | 56,863               | .1  | 131,987   | .2  | 271,069   | .5   | 378,192   | .7   |
|             | F   | 1,986                             | -                  | 3,088                | -                    | 17,158               | -                    | 84,265               | .2  | 154,108   | .3  | 354,985   | .6   | 402,307   | .7   |
| 20 - 24     | M+F | -                                 | -                  | 8,025                | -                    | 28,902               | .1                   | 111,554              | .2  | 277,967   | .5  | 546,057   | 1.0  | 568,997   | 1.0  |
|             | M   | -                                 | -                  | 2,718                | -                    | 10,984               | -                    | 44,274               | .1  | 106,444   | .2  | 199,432   | .4   | 225,541   | .4   |
|             | F   | -                                 | -                  | 5,307                | -                    | 17,918               | -                    | 67,280               | .1  | 171,523   | .3  | 346,625   | .6   | 343,456   | .6   |
| 25 - 29     | M+F | -                                 | -                  | 6,461                | -                    | 36,850               | .1                   | 157,424              | .3  | 312,306   | .6  | 579,843   | 1.0  | 627,585   | 1.1  |
|             | M   | -                                 | -                  | 276                  | -                    | 17,118               | -                    | 65,032               | .1  | 126,388   | .2  | 277,242   | .5   | 290,899   | .5   |
|             | F   | -                                 | -                  | 6,185                | -                    | 19,732               | -                    | 92,392               | .2  | 185,918   | .3  | 302,601   | .5   | 336,686   | .6   |
| 30 - 34     | M+F | 20                                | -                  | 3,980                | -                    | 30,243               | .1                   | 88,956               | .2  | 183,919   | .3  | 361,871   | .6   | 407,343   | .7   |
|             | M   | -                                 | -                  | 908                  | -                    | 12,095               | -                    | 36,340               | .1  | 99,992    | .2  | 154,582   | .3   | 182,975   | .3   |
|             | F   | 20                                | -                  | 3,072                | -                    | 18,148               | -                    | 52,616               | .1  | 83,927    | .1  | 207,289   | .4   | 224,368   | .4   |
| 35 - 39     | M+F | 277                               | -                  | 5,561                | -                    | 27,545               | -                    | 83,271               | .1  | 163,396   | .3  | 344,224   | .6   | 412,118   | .7   |
|             | M   | -                                 | -                  | 2,651                | -                    | 10,051               | -                    | 49,140               | .1  | 67,181    | .1  | 170,948   | .3   | 180,459   | .3   |
|             | F   | 277                               | -                  | 2,910                | -                    | 17,494               | -                    | 34,131               | .1  | 96,215    | .2  | 173,276   | .3   | 231,659   | .4   |
| 40 - 44     | M+F | 1,000                             | -                  | 2,527                | -                    | 18,262               | -                    | 60,184               | .1  | 112,777   | .2  | 233,452   | .4   | 314,400   | .6   |
|             | M   | 28                                | -                  | 689                  | -                    | 6,739                | -                    | 24,736               | -   | 52,070    | .1  | 87,980    | .2   | 147,118   | .3   |
|             | F   | 972                               | -                  | 1,838                | -                    | 11,523               | -                    | 35,448               | .1  | 60,707    | .1  | 145,472   | .3   | 167,282   | .3   |
| 45 - 49     | M+F | 336                               | -                  | 13,652               | -                    | 8,307                | -                    | 48,366               | .1  | 94,760    | .2  | 199,810   | .4   | 247,411   | .4   |
|             | M   | -                                 | -                  | 2,049                | -                    | 1,932                | -                    | 17,125               | -   | 37,748    | .1  | 99,503    | .2   | 135,811   | .2   |
|             | F   | 336                               | -                  | 11,603               | -                    | 6,375                | -                    | 31,241               | .1  | 57,012    | .1  | 100,307   | .2   | 111,600   | .2   |
| 50 - 54     | M+F | 1,676                             | -                  | 9,972                | -                    | 18,079               | -                    | 59,202               | .1  | 80,917    | .1  | 158,317   | .3   | 195,204   | .3   |
|             | M   | -                                 | -                  | 1,756                | -                    | 3,269                | -                    | 8,285                | -   | 20,566    | -   | 64,638    | .1   | 90,320    | .2   |
|             | F   | 1,676                             | -                  | 8,216                | -                    | 14,810               | -                    | 50,917               | .1  | 60,351    | .1  | 93,679    | .2   | 104,884   | .2   |
| 55 - 59     | M+F | 303                               | -                  | 6,970                | -                    | 20,154               | -                    | 51,890               | .1  | 64,773    | .1  | 130,447   | .2   | 152,477   | .3   |
|             | M   | -                                 | -                  | 8                    | -                    | 731                  | -                    | 8,317                | -   | 17,790    | -   | 54,883    | .1   | 69,620    | .1   |
|             | F   | 303                               | -                  | 6,962                | -                    | 19,423               | -                    | 43,573               | .1  | 46,983    | .1  | 75,564    | .1   | 82,857    | .1   |
| 60 - 64     | M+F | 3,028                             | -                  | 10,153               | -                    | 34,560               | .1                   | 57,787               | .1  | 86,046    | .2  | 149,021   | .3   | 134,912   | .2   |
|             | M   | 303                               | -                  | 3,011                | -                    | 4,321                | -                    | 17,100               | -   | 27,112    | -   | 65,525    | .1   | 65,851    | .1   |
|             | F   | 2,725                             | -                  | 7,142                | -                    | 30,239               | .1                   | 40,687               | .1  | 58,934    | .1  | 83,496    | .1   | 69,061    | .1   |
| 65 and over | M+F | 6,036                             | -                  | 28,584               | .1                   | 63,686               | .1                   | 126,142              | .2  | 174,529   | .3  | 265,717   | .5   | 242,434   | .4   |
|             | M   | -                                 | -                  | 9,370                | -                    | 20,852               | -                    | 42,141               | .1  | 76,999    | .1  | 150,581   | .3   | 139,273   | .2   |
|             | F   | 6,036                             | -                  | 19,214               | -                    | 42,834               | .1                   | 84,001               | .2  | 97,530    | .2  | 115,136   | .2   | 103,161   | .2   |
| Total       | M+F | 17,253                            | -                  | 125,904              | .2                   | 432,547              | .8                   | 1,580,104            | 2.8 | 3,217,465 | 5.8 | 6,498,555 | 11.6 | 7,844,772 | 14.0 |
|             | M   | 634                               | -                  | 39,255               | .1                   | 159,643              | .3                   | 660,698              | 1.2 | 1,450,460 | 2.6 | 3,041,120 | 5.4  | 3,843,852 | 6.9  |
|             | F   | 16,619                            | -                  | 86,649               | .2                   | 272,904              | .5                   | 919,406              | 1.6 | 1,767,005 | 3.2 | 3,457,435 | 6.2  | 4,000,920 | 7.2  |

Table 4a:(Contd.) Distribution of members of households by age, sex and domestic expenditure group  
COUNTRY - TOTAL

| Age Group   | Sex | D O M E S T I C   E X P E N D I T U R E   G R O U P (BIRR) |                    |                    |                     |                      |                      |                       |     |         |     |         | T o t a l<br>No. | %     |
|-------------|-----|--|--------------------|--------------------|---------------------|----------------------|----------------------|-----------------------|-----|---------|-----|---------|------------------|-------|
|             |     | 4200 - 5399<br>No.   | 5400 - 6599<br>No. | 6600 - 8999<br>No. | 9000 - 12599<br>No. | 12600 - 16199<br>No. | 16200 - 19999<br>No. | 20000 and over<br>No. |     |         |     |         |                  |       |
| 0 - 9       | M+F | 3,924,026  | 2,743,239          | 2,924,551          | 1,604,915           | 482,156              | 164,490              | 232,644               | 3   | 232,644 | 3   | 232,644 | 18,669,557       | 33.4  |
|             | M   | 1,972,556  | 1,442,714          | 1,493,713          | 822,042             | 267,679              | 76,383               | 124,693               | 1   | 124,693 | 1   | 124,693 | 9,521,851        | 17.0  |
|             | F   | 1,951,470  | 1,300,525          | 1,430,838          | 782,873             | 214,477              | 88,107               | 107,951               | 2   | 107,951 | 2   | 107,951 | 9,147,706        | 16.3  |
| 10 - 14     | M+F | 1,445,802  | 1,159,869          | 1,390,373          | 882,992             | 309,374              | 108,919              | 141,756               | 2   | 141,756 | 2   | 141,756 | 7,623,261        | 13.6  |
|             | M   | 746,726  | 587,395            | 703,012            | 423,575             | 154,492              | 64,541               | 69,062                | 1   | 69,062  | 1   | 69,062  | 3,854,538        | 6.9   |
|             | F   | 699,076  | 572,474            | 687,361            | 459,417             | 154,882              | 44,378               | 72,694                | 1   | 72,694  | 1   | 72,694  | 3,768,723        | 6.7   |
| 15 - 19     | M+F | 1,049,133  | 946,771            | 1,171,238          | 703,063             | 287,017              | 117,298              | 148,225               | 2   | 148,225 | 2   | 148,225 | 6,298,678        | 11.3  |
|             | M   | 514,461  | 512,555            | 612,264            | 406,096             | 154,964              | 54,128               | 72,092                | 1   | 72,092  | 1   | 72,092  | 3,184,596        | 5.7   |
|             | F   | 534,672  | 434,216            | 558,974            | 296,967             | 132,053              | 63,170               | 76,133                | 1   | 76,133  | 1   | 76,133  | 3,114,082        | 5.6   |
| 20 - 24     | M+F | 784,565  | 591,692            | 535,877            | 377,318             | 150,919              | 70,243               | 89,258                | 1   | 89,258  | 1   | 89,258  | 4,141,374        | 7.4   |
|             | M   | 324,943  | 320,991            | 266,928            | 211,525             | 71,309               | 38,856               | 41,222                | 1   | 41,222  | 1   | 41,222  | 1,865,167        | 3.3   |
|             | F   | 459,622  | 270,701            | 268,949            | 165,793             | 79,610               | 31,387               | 48,036                | 1   | 48,036  | 1   | 48,036  | 2,276,207        | 4.1   |
| 25 - 29     | M+F | 798,317  | 488,334            | 520,415            | 263,992             | 85,149               | 28,496               | 82,324                | 1   | 82,324  | 1   | 82,324  | 3,987,496        | 7.1   |
|             | M   | 328,363  | 179,386            | 240,108            | 110,096             | 33,609               | 10,569               | 40,720                | 1   | 40,720  | 1   | 40,720  | 1,719,806        | 3.1   |
|             | F   | 469,954  | 308,948            | 280,307            | 153,896             | 51,540               | 17,927               | 41,604                | 1   | 41,604  | 1   | 41,604  | 2,267,690        | 4.1   |
| 30 - 34     | M+F | 584,964  | 386,392            | 382,963            | 207,872             | 67,148               | 33,248               | 49,826                | 1   | 49,826  | 1   | 49,826  | 2,788,745        | 5.0   |
|             | M   | 271,436  | 193,107            | 165,693            | 93,016              | 31,762               | 16,972               | 21,876                | 1   | 21,876  | 1   | 21,876  | 1,280,754        | 2.3   |
|             | F   | 313,528  | 193,285            | 217,270            | 114,856             | 35,386               | 16,276               | 27,950                | 1   | 27,950  | 1   | 27,950  | 1,507,991        | 2.7   |
| 35 - 39     | M+F | 593,980  | 400,453            | 450,394            | 278,913             | 103,566              | 27,629               | 56,432                | 1   | 56,432  | 1   | 56,432  | 2,947,759        | 5.3   |
|             | M   | 268,996  | 175,783            | 161,624            | 98,172              | 36,067               | 7,931                | 17,848                | 1   | 17,848  | 1   | 17,848  | 1,246,851        | 2.2   |
|             | F   | 324,984  | 224,670            | 288,770            | 180,741             | 67,499               | 19,698               | 38,584                | 1   | 38,584  | 1   | 38,584  | 1,700,908        | 3.0   |
| 40 - 44     | M+F | 404,057  | 341,241            | 383,552            | 226,853             | 55,129               | 33,030               | 45,537                | 1   | 45,537  | 1   | 45,537  | 2,232,001        | 4.0   |
|             | M   | 202,087  | 141,883            | 212,238            | 118,297             | 20,492               | 20,313               | 23,261                | 1   | 23,261  | 1   | 23,261  | 1,057,931        | 1.9   |
|             | F   | 201,970  | 199,358            | 171,314            | 108,556             | 34,637               | 12,717               | 22,276                | 1   | 22,276  | 1   | 22,276  | 1,174,070        | 2.1   |
| 45 - 49     | M+F | 348,366  | 305,160            | 321,104            | 182,980             | 62,851               | 21,961               | 40,568                | 1   | 40,568  | 1   | 40,568  | 1,895,632        | 3.4   |
|             | M   | 207,196  | 156,948            | 163,133            | 125,924             | 33,523               | 12,835               | 22,943                | 1   | 22,943  | 1   | 22,943  | 1,016,670        | 1.8   |
|             | F   | 141,170  | 148,212            | 157,971            | 57,056              | 29,328               | 9,126                | 17,625                | 1   | 17,625  | 1   | 17,625  | 878,962          | 1.6   |
| 50 - 54     | M+F | 264,137  | 189,816            | 220,604            | 127,967             | 51,396               | 16,918               | 33,746                | 1   | 33,746  | 1   | 33,746  | 1,427,951        | 2.6   |
|             | M   | 119,324  | 96,457             | 123,467            | 75,658              | 34,820               | 6,443                | 20,839                | 1   | 20,839  | 1   | 20,839  | 665,842          | 1.2   |
|             | F   | 144,813  | 93,359             | 97,137             | 52,309              | 16,576               | 10,475               | 12,907                | 1   | 12,907  | 1   | 12,907  | 762,109          | 1.4   |
| 55 - 59     | M+F | 214,373  | 160,567            | 162,802            | 85,453              | 44,272               | 15,946               | 16,636                | 1   | 16,636  | 1   | 16,636  | 1,127,063        | 2.0   |
|             | M   | 104,465  | 103,885            | 99,634             | 54,216              | 31,658               | 5,775                | 12,492                | 1   | 12,492  | 1   | 12,492  | 563,474          | 1.0   |
|             | F   | 109,908  | 56,682             | 63,168             | 31,237              | 12,614               | 10,171               | 4,144                 | 1   | 4,144   | 1   | 4,144   | 563,589          | 1.0   |
| 60 - 64     | M+F | 194,376  | 114,359            | 135,201            | 63,080              | 20,020               | 9,804                | 11,938                | 1   | 11,938  | 1   | 11,938  | 1,024,285        | 1.8   |
|             | M   | 114,282  | 76,887             | 80,823             | 44,112              | 16,012               | 8,144                | 7,465                 | 1   | 7,465   | 1   | 7,465   | 530,948          | 0.9   |
|             | F   | 80,094   | 37,472             | 54,378             | 18,968              | 4,008                | 1,660                | 4,473                 | 1   | 4,473   | 1   | 4,473   | 493,337          | 0.9   |
| 65 and over | M+F | 279,518  | 180,085            | 218,017            | 109,563             | 46,558               | 25,724               | 23,832                | 1   | 23,832  | 1   | 23,832  | 1,790,425        | 3.2   |
|             | M   | 175,181  | 116,909            | 133,184            | 66,877              | 26,868               | 16,151               | 11,765                | 1   | 11,765  | 1   | 11,765  | 986,151          | 1.8   |
|             | F   | 104,337  | 63,176             | 84,833             | 42,686              | 19,690               | 9,573                | 12,067                | 1   | 12,067  | 1   | 12,067  | 804,274          | 1.4   |
| Total       | M+F | 10,885,614   | 8,007,978          | 8,817,091          | 5,114,961           | 1,765,555            | 673,706              | 972,722               | 1.2 | 972,722 | 1.2 | 972,722 | 55,954,227       | 100.0 |
|             | M   | 5,350,016  | 4,104,900          | 4,455,821          | 2,649,606           | 913,255              | 339,041              | 486,278               | 0.6 | 486,278 | 0.6 | 486,278 | 27,494,579       | 49.1  |
|             | F   | 5,535,598  | 3,903,078          | 4,361,270          | 2,465,355           | 852,300              | 334,665              | 486,444               | 0.6 | 486,444 | 0.6 | 486,444 | 28,459,648       | 50.9  |

**Table 5a: Distribution of Households by Household Size, Sex of Head of Household and Payment Group**  
**COUNTRY - TOTAL**

| Household size and Sex |     | P A Y M E N T G R O U P (BIRR) |    |           |    |             |     |             |     |             |     |             |      |             |      |
|------------------------|-----|--------------------------------|----|-----------|----|-------------|-----|-------------|-----|-------------|-----|-------------|------|-------------|------|
|                        |     | Below 600                      |    | 600 - 999 |    | 1000 - 1399 |     | 1400 - 1999 |     | 2000 - 2599 |     | 2600 - 3399 |      | 3400 - 4199 |      |
|                        |     | No.                            | %  | No.       | %  | No.         | %   | No.         | %   | No.         | %   | No.         | %    | No.         | %    |
| 1                      | M+F | 9,438                          | .1 | 56,847    | .5 | 72,841      | .6  | 109,391     | 1.0 | 79,686      | .7  | 62,913      | .5   | 31,979      | .3   |
|                        | M   | 28                             | -  | 13,811    | .1 | 20,979      | .2  | 36,352      | .3  | 13,216      | .1  | 17,573      | .2   | 17,474      | .2   |
|                        | F   | 9,410                          | .1 | 43,036    | .4 | 51,862      | .5  | 73,039      | .6  | 66,470      | .6  | 45,340      | .4   | 14,505      | .1   |
| 2                      | M+F | 1,986                          | -  | 16,490    | .1 | 66,896      | .6  | 162,331     | 1.4 | 184,607     | 1.6 | 254,078     | 2.2  | 177,365     | 1.5  |
|                        | M   | -                              | -  | 1,712     | -  | 24,128      | .2  | 52,233      | .5  | 78,369      | .7  | 152,615     | 1.3  | 101,167     | .9   |
|                        | F   | 1,986                          | -  | 14,778    | .1 | 42,768      | .4  | 110,098     | 1.0 | 106,238     | .9  | 101,463     | .9   | 76,198      | .7   |
| 3                      | M+F | 303                            | -  | 4,487     | -  | 33,219      | .3  | 105,735     | .9  | 243,504     | 2.1 | 361,625     | 3.2  | 297,410     | 2.6  |
|                        | M   | 303                            | -  | 4         | -  | 15,547      | .1  | 62,464      | .5  | 113,710     | 1.0 | 228,488     | 2.0  | 170,385     | 1.5  |
|                        | F   | -                              | -  | 4,483     | -  | 17,672      | .2  | 43,271      | .4  | 129,794     | 1.1 | 133,137     | 1.2  | 127,025     | 1.1  |
| 4                      | M+F | -                              | -  | 303       | -  | 9,581       | .1  | 66,321      | .6  | 139,056     | 1.2 | 330,003     | 2.9  | 357,362     | 3.1  |
|                        | M   | -                              | -  | 303       | -  | 5,793       | .1  | 35,905      | .3  | 85,401      | .7  | 236,304     | 2.1  | 271,301     | 2.4  |
|                        | F   | -                              | -  | -         | -  | 3,788       | -   | 30,416      | .3  | 53,655      | .5  | 93,699      | .8   | 86,061      | .8   |
| 5                      | M+F | -                              | -  | 64        | -  | 3,874       | -   | 22,649      | .2  | 79,312      | .7  | 196,849     | 1.7  | 254,591     | 2.2  |
|                        | M   | -                              | -  | 64        | -  | 3,084       | -   | 15,104      | .1  | 63,810      | .6  | 157,957     | 1.4  | 195,232     | 1.7  |
|                        | F   | -                              | -  | -         | -  | 790         | -   | 7,545       | .1  | 15,502      | .1  | 38,892      | .3   | 59,359      | .5   |
| 6                      | M+F | -                              | -  | -         | -  | 591         | -   | 12,176      | .1  | 42,003      | .4  | 119,592     | 1.0  | 218,178     | 1.9  |
|                        | M   | -                              | -  | -         | -  | 591         | -   | 12,112      | .1  | 35,214      | .3  | 87,502      | .8   | 172,263     | 1.5  |
|                        | F   | -                              | -  | -         | -  | -           | -   | 64          | -   | 6,789       | .1  | 32,090      | .3   | 45,915      | .4   |
| 7                      | M+F | -                              | -  | -         | -  | 207         | -   | 3,730       | -   | 13,570      | .1  | 57,970      | .5   | 112,575     | 1.0  |
|                        | M   | -                              | -  | -         | -  | 207         | -   | 3,730       | -   | 9,423       | .1  | 51,327      | .4   | 98,405      | .9   |
|                        | F   | -                              | -  | -         | -  | -           | -   | -           | -   | 4,147       | -   | 6,643       | .1   | 14,170      | .1   |
| 8                      | M+F | -                              | -  | -         | -  | -           | -   | -           | -   | 5,515       | -   | 32,247      | .3   | 40,745      | .4   |
|                        | M   | -                              | -  | -         | -  | -           | -   | -           | -   | 4,896       | -   | 31,921      | .3   | 35,367      | .3   |
|                        | F   | -                              | -  | -         | -  | -           | -   | -           | -   | 619         | -   | 326         | -    | 5,378       | -    |
| 9                      | M+F | -                              | -  | -         | -  | -           | -   | -           | -   | 2,156       | -   | 9,120       | .1   | 16,328      | .1   |
|                        | M   | -                              | -  | -         | -  | -           | -   | -           | -   | 2,156       | -   | 9,120       | .1   | 15,385      | .1   |
|                        | F   | -                              | -  | -         | -  | -           | -   | -           | -   | -           | -   | -           | -    | 943         | -    |
| 10 & above             | M+F | -                              | -  | -         | -  | -           | -   | -           | -   | 1,858       | -   | 7,589       | .1   | 10,439      | .1   |
|                        | M   | -                              | -  | -         | -  | -           | -   | -           | -   | -           | -   | 7,589       | .1   | 10,439      | .1   |
|                        | F   | -                              | -  | -         | -  | -           | -   | -           | -   | 1,858       | -   | -           | -    | -           | -    |
| Total                  | M+F | 11,727                         | .1 | 78,191    | .7 | 187,209     | 1.6 | 482,333     | 4.2 | 791,267     | 6.9 | 1,431,986   | 12.5 | 1,516,972   | 13.2 |
|                        | M   | 331                            | -  | 15,894    | .1 | 70,329      | .6  | 217,900     | 1.9 | 406,195     | 3.5 | 980,396     | 8.6  | 1,087,418   | 9.5  |
|                        | F   | 11,396                         | .1 | 62,297    | .5 | 116,880     | 1.0 | 264,433     | 2.3 | 385,072     | 3.4 | 451,590     | 3.9  | 429,554     | 3.7  |

Table 5a: Distribution of Households by Household Size, Sex of Head of Household and Payment Group - COUNTRY - TOTAL

| Household size and Sex |     | PAYMENT GROUP (BIRR) |      |                      |      |                      |      |                     |     |                       |     |                      |     | Total<br>No. % |     |                       |       |
|------------------------|-----|----------------------|------|----------------------|------|----------------------|------|---------------------|-----|-----------------------|-----|----------------------|-----|----------------|-----|-----------------------|-------|
|                        |     | 4200 - 5399<br>No. % |      | 5400 - 6599<br>No. % |      | 6600 - 8999<br>No. % |      | 9000-12599<br>No. % |     | 12600 -16199<br>No. % |     | 16200-19999<br>No. % |     |                |     | 20000 & over<br>No. % |       |
| 1                      | M+F | 31,166               | .3   | 19,530               | .2   | 18,338               | .2   | 6,392               | .1  | 4,066                 | -   | 197                  | -   | 3,518          | -   | 506,302               | 4.4   |
|                        | M   | 20,492               | .2   | 13,136               | .1   | 7,963                | .1   | 4,914               | -   | 3,912                 | -   | 149                  | -   | 3,175          | -   | 173,174               | 1.5   |
|                        | F   | 10,674               | .1   | 6,394                | .1   | 10,375               | .1   | 1,478               | -   | 154                   | -   | 48                   | -   | 343            | -   | 333,128               | 2.9   |
| 2                      | M+F | 130,486              | 1.1  | 72,738               | .6   | 42,579               | .4   | 22,592              | .2  | 6,954                 | .1  | 5,830                | .1  | 8,429          | .1  | 1,153,361             | 10.1  |
|                        | M   | 75,441               | .7   | 46,232               | .4   | 24,282               | .2   | 16,334              | .1  | 5,400                 | -   | 2,710                | -   | 5,975          | .1  | 586,598               | 5.1   |
|                        | F   | 55,045               | .5   | 26,506               | .2   | 18,297               | .2   | 6,258               | .1  | 1,554                 | -   | 3,120                | -   | 2,454          | -   | 566,763               | 4.9   |
| 3                      | M+F | 310,905              | 2.7  | 164,978              | 1.4  | 148,399              | 1.3  | 58,829              | .5  | 16,676                | .1  | 8,582                | .1  | 16,241         | .1  | 1,770,893             | 15.4  |
|                        | M   | 193,836              | 1.7  | 124,191              | 1.1  | 110,206              | 1.0  | 38,720              | .3  | 9,011                 | .1  | 5,235                | -   | 12,747         | .1  | 1,084,847             | 9.5   |
|                        | F   | 117,069              | 1.0  | 40,787               | .4   | 38,193               | .3   | 20,109              | .2  | 7,665                 | .1  | 3,347                | -   | 3,494          | -   | 686,046               | 6.0   |
| 4                      | M+F | 439,908              | 3.8  | 256,103              | 2.2  | 221,364              | 1.9  | 89,583              | .8  | 31,309                | .3  | 13,053               | .1  | 26,226         | .2  | 1,980,172             | 17.3  |
|                        | M   | 329,287              | 2.9  | 209,403              | 1.8  | 164,680              | 1.4  | 69,810              | .6  | 25,956                | .2  | 8,924                | .1  | 22,107         | .2  | 1,465,174             | 12.8  |
|                        | F   | 110,621              | 1.0  | 46,700               | .4   | 56,684               | .5   | 19,773              | .2  | 5,353                 | -   | 4,129                | -   | 4,119          | -   | 514,998               | 4.5   |
| 5                      | M+F | 402,642              | 3.5  | 261,425              | 2.3  | 323,137              | 2.8  | 180,179             | 1.6 | 50,112                | .4  | 24,769               | .2  | 28,421         | .2  | 1,828,024             | 15.9  |
|                        | M   | 305,585              | 2.7  | 229,529              | 2.0  | 263,191              | 2.3  | 136,456             | 1.2 | 39,381                | .3  | 20,200               | .2  | 21,001         | .2  | 1,450,594             | 12.7  |
|                        | F   | 97,057               | .8   | 31,896               | .3   | 59,946               | .5   | 43,723              | .4  | 10,731                | .1  | 4,569                | -   | 7,420          | .1  | 377,430               | 3.3   |
| 6                      | M+F | 333,558              | 2.9  | 303,773              | 2.6  | 299,669              | 2.6  | 158,516             | 1.4 | 70,837                | .6  | 20,432               | .2  | 48,460         | .4  | 1,627,785             | 14.2  |
|                        | M   | 284,375              | 2.5  | 254,881              | 2.2  | 258,620              | 2.3  | 137,350             | 1.2 | 62,312                | .5  | 19,053               | .2  | 42,332         | .4  | 1,366,605             | 11.9  |
|                        | F   | 49,183               | .4   | 48,892               | .4   | 41,049               | .4   | 21,166              | .2  | 8,525                 | .1  | 1,379                | -   | 6,128          | .1  | 261,180               | 2.3   |
| 7                      | M+F | 223,042              | 1.9  | 177,094              | 1.5  | 279,943              | 2.4  | 169,372             | 1.5 | 59,183                | .5  | 26,234               | .2  | 25,987         | .2  | 1,148,907             | 10.0  |
|                        | M   | 200,456              | 1.7  | 152,784              | 1.3  | 252,240              | 2.2  | 157,052             | 1.4 | 52,810                | .5  | 23,622               | .2  | 22,814         | .2  | 1,024,870             | 8.9   |
|                        | F   | 22,586               | .2   | 24,310               | .2   | 27,703               | .2   | 12,320              | .1  | 6,373                 | .1  | 2,612                | -   | 3,173          | -   | 124,037               | 1.1   |
| 8                      | M+F | 87,277               | .8   | 88,297               | .8   | 205,307              | 1.8  | 146,856             | 1.3 | 31,960                | .3  | 23,660               | .2  | 27,503         | .2  | 689,367               | 6.0   |
|                        | M   | 82,756               | .7   | 73,781               | .6   | 190,039              | 1.7  | 138,080             | 1.2 | 30,683                | .3  | 22,632               | .2  | 23,425         | .2  | 633,580               | 5.5   |
|                        | F   | 4,521                | -    | 14,516               | .1   | 15,268               | .1   | 8,776               | .1  | 1,277                 | -   | 1,028                | -   | 4,078          | -   | 55,787                | .5    |
| 9                      | M+F | 44,804               | .4   | 76,673               | .7   | 91,154               | .8   | 87,512              | .8  | 34,296                | .3  | 15,673               | .1  | 21,155         | .2  | 398,871               | 3.5   |
|                        | M   | 40,135               | .4   | 67,929               | .6   | 86,856               | .8   | 83,108              | .7  | 32,790                | .3  | 13,747               | .1  | 17,175         | .1  | 368,401               | 3.2   |
|                        | F   | 4,669                | -    | 8,744                | .1   | 4,298                | -    | 4,404               | -   | 1,506                 | -   | 1,926                | -   | 3,980          | -   | 30,470                | .3    |
| 10 & above             | M+F | 28,838               | .3   | 25,752               | .2   | 71,262               | .6   | 73,885              | .6  | 75,048                | .7  | 30,932               | .3  | 35,402         | .3  | 361,005               | 3.1   |
|                        | M   | 26,823               | .2   | 25,168               | .2   | 69,511               | .6   | 70,614              | .6  | 69,650                | .6  | 30,838               | .3  | 30,559         | .3  | 341,191               | 3.0   |
|                        | F   | 2,015                | -    | 584                  | -    | 1,751                | -    | 3,271               | -   | 5,398                 | -   | 94                   | -   | 4,843          | -   | 19,814                | .2    |
| Total                  | M+F | 2,032,626            | 17.7 | 1,446,363            | 12.6 | 1,701,152            | 14.8 | 993,716             | 8.7 | 380,441               | 3.3 | 169,362              | 1.5 | 241,342        | 2.1 | 11,464,687            | 100.0 |
|                        | M   | 1,559,186            | 13.6 | 1,197,034            | 10.4 | 1,427,588            | 12.5 | 852,438             | 7.4 | 331,905               | 2.9 | 147,110              | 1.3 | 201,310        | 1.8 | 8,495,034             | 74.1  |
|                        | F   | 473,440              | 4.1  | 249,329              | 2.2  | 273,564              | 2.4  | 141,278             | 1.2 | 48,536                | .4  | 22,252               | .2  | 40,032         | .3  | 2,969,653             | 25.9  |

Table 6a: Distribution of members of households by household size, sex and payment group - COUNTRY - TOTAL

| Household size | Sex | P A Y M E N T G R O U P (BIRR) |   |                 |    |                   |    |                   |     |                   |     |                   |     |                   |      |  |  |
|----------------|-----|--------------------------------|---|-----------------|----|-------------------|----|-------------------|-----|-------------------|-----|-------------------|-----|-------------------|------|--|--|
|                |     | Below 600 No. %                |   | 600 - 999 No. % |    | 1000 - 1399 No. % |    | 1400 - 1999 No. % |     | 2000 - 2599 No. % |     | 2600 - 3399 No. % |     | 3400 - 4199 No. % |      |  |  |
| 1              | M+F | 9,438                          | - | 56,847          | .1 | 72,841            | .1 | 109,391           | .2  | 79,686            | .1  | 62,913            | .1  | 31,979            | .1   |  |  |
|                | M   | 28                             | - | 13,811          | -  | 20,979            | -  | 36,352            | .1  | 13,216            | -   | 17,573            | -   | 17,474            | -    |  |  |
|                | F   | 9,410                          | - | 43,036          | .1 | 51,862            | .1 | 73,039            | .1  | 66,470            | .1  | 45,340            | .1  | 14,505            | -    |  |  |
| 2              | M+F | 3,971                          | - | 32,979          | .1 | 133,791           | .2 | 324,662           | .6  | 369,214           | .7  | 508,155           | .9  | 354,730           | .6   |  |  |
|                | M   | -                              | - | 11,061          | -  | 44,178            | .1 | 113,049           | .2  | 139,702           | .2  | 214,144           | .4  | 140,493           | .3   |  |  |
|                | F   | 3,971                          | - | 21,918          | -  | 89,613            | .2 | 211,613           | .4  | 229,512           | .4  | 294,011           | .5  | 214,237           | .4   |  |  |
| 3              | M+F | 909                            | - | 13,463          | -  | 99,655            | .2 | 317,205           | .6  | 730,514           | 1.3 | 1,084,877         | 1.9 | 892,229           | 1.6  |  |  |
|                | M   | 606                            | - | 6,104           | -  | 35,298            | .1 | 141,785           | .3  | 311,958           | .6  | 473,893           | .8  | 402,703           | .7   |  |  |
|                | F   | 303                            | - | 7,359           | -  | 64,357            | .1 | 175,420           | .3  | 418,556           | .7  | 610,984           | 1.1 | 489,526           | .9   |  |  |
| 4              | M+F | -                              | - | 1,211           | -  | 38,323            | .1 | 265,284           | .5  | 556,221           | 1.0 | 1,320,015         | 2.4 | 1,429,446         | 2.6  |  |  |
|                | M   | -                              | - | 908             | -  | 15,625            | -  | 124,748           | .2  | 243,320           | .4  | 591,056           | 1.1 | 725,171           | 1.3  |  |  |
|                | F   | -                              | - | 303             | -  | 22,698            | -  | 140,536           | .3  | 312,901           | .6  | 728,959           | 1.3 | 704,275           | 1.3  |  |  |
| 5              | M+F | -                              | - | 318             | -  | 19,372            | -  | 113,243           | .2  | 396,558           | .7  | 984,245           | 1.8 | 1,272,955         | 2.3  |  |  |
|                | M   | -                              | - | 191             | -  | 10,845            | -  | 49,118            | .1  | 189,161           | .3  | 505,481           | .9  | 602,818           | 1.1  |  |  |
|                | F   | -                              | - | 127             | -  | 8,527             | -  | 64,125            | .1  | 207,397           | .4  | 478,764           | .9  | 670,137           | 1.2  |  |  |
| 6              | M+F | -                              | - | -               | -  | 3,545             | -  | 73,057            | .1  | 252,018           | .5  | 717,549           | 1.3 | 1,309,064         | 2.3  |  |  |
|                | M   | -                              | - | -               | -  | 1,724             | -  | 37,952            | .1  | 118,553           | .2  | 353,131           | .6  | 641,490           | 1.1  |  |  |
|                | F   | -                              | - | -               | -  | 1,821             | -  | 35,105            | .1  | 133,465           | .2  | 364,418           | .7  | 667,574           | 1.2  |  |  |
| 7              | M+F | -                              | - | -               | -  | 1,448             | -  | 26,107            | -   | 94,991            | .2  | 405,785           | .7  | 788,025           | 1.4  |  |  |
|                | M   | -                              | - | -               | -  | 1,034             | -  | 12,486            | -   | 45,375            | .1  | 192,631           | .3  | 392,203           | .7   |  |  |
|                | F   | -                              | - | -               | -  | 414               | -  | 13,621            | -   | 49,616            | .1  | 213,154           | .4  | 395,822           | .7   |  |  |
| 8              | M+F | -                              | - | -               | -  | -                 | -  | -                 | -   | 44,118            | .1  | 257,980           | .5  | 325,956           | .6   |  |  |
|                | M   | -                              | - | -               | -  | -                 | -  | -                 | -   | 22,330            | -   | 114,188           | .2  | 175,663           | .3   |  |  |
|                | F   | -                              | - | -               | -  | -                 | -  | -                 | -   | 21,788            | -   | 143,792           | .3  | 150,293           | .3   |  |  |
| 9              | M+F | -                              | - | -               | -  | -                 | -  | -                 | -   | 19,402            | -   | 82,077            | .1  | 146,954           | .3   |  |  |
|                | M   | -                              | - | -               | -  | -                 | -  | -                 | -   | 8,623             | -   | 39,481            | .1  | 78,462            | .1   |  |  |
|                | F   | -                              | - | -               | -  | -                 | -  | -                 | -   | 10,779            | -   | 42,596            | .1  | 68,492            | .1   |  |  |
| 10 & above     | M+F | -                              | - | -               | -  | -                 | -  | -                 | -   | 18,578            | -   | 84,117            | .2  | 109,107           | .2   |  |  |
|                | M   | -                              | - | -               | -  | -                 | -  | -                 | -   | 13,005            | -   | 50,370            | .1  | 59,204            | .1   |  |  |
|                | F   | -                              | - | -               | -  | -                 | -  | -                 | -   | 5,573             | -   | 33,747            | .1  | 49,903            | .1   |  |  |
| Total          | M+F | 14,318                         | - | 104,818         | .2 | 368,975           | .7 | 1,228,949         | 2.2 | 2,561,300         | 4.6 | 5,507,713         | 9.8 | 6,660,445         | 11.9 |  |  |
|                | M   | 634                            | - | 32,075          | .1 | 129,683           | .2 | 515,490           | .9  | 1,105,243         | 2.0 | 2,551,948         | 4.6 | 3,235,681         | 5.8  |  |  |
|                | F   | 13,684                         | - | 72,743          | .1 | 239,292           | .4 | 713,459           | 1.3 | 1,456,057         | 2.6 | 2,955,765         | 5.3 | 3,424,764         | 6.1  |  |  |

Table 6a: (Contd.) Distribution of members of households by household size, sex and payment group - COUNTRY - TOTAL

| House-<br>hold<br>size | Sex | P A Y M E N T      G R O U P (BIRR) |      |             |      |             |      |            |      |              |     |             |     | T o t a l |     |              |       |
|------------------------|-----|-------------------------------------|------|-------------|------|-------------|------|------------|------|--------------|-----|-------------|-----|-----------|-----|--------------|-------|
|                        |     | 4200 - 5399                         |      | 5400 - 6599 |      | 6600 - 8999 |      | 9000-12599 |      | 12600 -16199 |     | 16200-19999 |     |           |     | 20000 & over |       |
|                        |     | No.                                 | %    | No.         | %    | No.         | %    | No.        | %    | No.          | %   | No.         | %   | No.       | %   | No.          | %     |
| 1                      | M+F | 31,166                              | .1   | 19,530      | -    | 18,338      | -    | 6,392      | -    | 4,066        | -   | 197         | -   | 3,518     | -   | 506,302      | .9    |
|                        | M   | 20,492                              | -    | 13,136      | -    | 7,963       | -    | 4,914      | -    | 3,912        | -   | 149         | -   | 3,175     | -   | 173,174      | .3    |
|                        | F   | 10,674                              | -    | 6,394       | -    | 10,375      | -    | 1,478      | -    | 154          | -   | 48          | -   | 343       | -   | 333,128      | .6    |
| 2                      | M+F | 260,972                             | .5   | 145,477     | .3   | 85,159      | .2   | 45,184     | .1   | 13,907       | -   | 11,661      | -   | 16,857    | -   | 2,306,719    | 4.1   |
|                        | M   | 106,114                             | .2   | 68,859      | .1   | 37,468      | .1   | 23,186     | -    | 6,576        | -   | 4,309       | -   | 9,812     | -   | 918,951      | 1.6   |
|                        | F   | 154,858                             | .3   | 76,618      | .1   | 47,691      | .1   | 21,998     | -    | 7,331        | -   | 7,352       | -   | 7,045     | -   | 1,387,768    | 2.5   |
| 3                      | M+F | 932,714                             | 1.7  | 494,933     | .9   | 445,199     | .8   | 176,486    | .3   | 50,028       | .1  | 25,746      | -   | 48,722    | .1  | 5,312,680    | 9.5   |
|                        | M   | 411,520                             | .7   | 229,985     | .4   | 197,267     | .4   | 74,741     | .1   | 24,185       | -   | 11,029      | -   | 25,555    | -   | 2,346,629    | 4.2   |
|                        | F   | 521,194                             | .9   | 264,948     | .5   | 247,932     | .4   | 101,745    | .2   | 25,843       | -   | 14,717      | -   | 23,167    | -   | 2,966,051    | 5.3   |
| 4                      | M+F | 1,759,633                           | 3.1  | 1,024,409   | 1.8  | 885,457     | 1.6  | 358,330    | .6   | 125,239      | .2  | 52,211      | .1  | 104,907   | .2  | 7,920,686    | 14.2  |
|                        | M   | 868,190                             | 1.6  | 489,425     | .9   | 422,233     | .8   | 169,749    | .3   | 60,799       | .1  | 23,066      | -   | 44,298    | .1  | 3,778,588    | 6.8   |
|                        | F   | 891,443                             | 1.6  | 534,984     | 1.0  | 463,224     | .8   | 188,581    | .3   | 64,440       | .1  | 29,145      | .1  | 60,609    | .1  | 4,142,098    | 7.4   |
| 5                      | M+F | 2,013,213                           | 3.6  | 1,307,128   | 2.3  | 1,615,486   | 2.9  | 900,892    | 1.6  | 250,561      | .4  | 123,842     | .2  | 142,102   | .3  | 9,139,915    | 16.3  |
|                        | M   | 948,452                             | 1.7  | 643,286     | 1.1  | 801,594     | 1.4  | 462,427    | .8   | 116,158      | .2  | 64,699      | .1  | 70,465    | .1  | 4,464,695    | 8.0   |
|                        | F   | 1,064,761                           | 1.9  | 663,842     | 1.2  | 813,892     | 1.5  | 438,465    | .8   | 134,403      | .2  | 59,143      | .1  | 71,637    | .1  | 4,675,220    | 8.4   |
| 6                      | M+F | 2,001,345                           | 3.6  | 1,822,641   | 3.3  | 1,798,016   | 3.2  | 951,095    | 1.7  | 425,019      | .8  | 122,589     | .2  | 290,759   | .5  | 9,766,697    | 17.5  |
|                        | M   | 1,007,477                           | 1.8  | 939,544     | 1.7  | 892,184     | 1.6  | 465,318    | .8   | 227,291      | .4  | 63,800      | .1  | 142,900   | .3  | 4,891,364    | 8.7   |
|                        | F   | 993,868                             | 1.8  | 883,097     | 1.6  | 905,832     | 1.6  | 485,777    | .9   | 197,728      | .4  | 58,789      | .1  | 147,859   | .3  | 4,875,333    | 8.7   |
| 7                      | M+F | 1,561,300                           | 2.8  | 1,239,660   | 2.2  | 1,959,604   | 3.5  | 1,185,605  | 2.1  | 414,281      | .7  | 183,644     | .3  | 181,909   | .3  | 8,042,359    | 14.4  |
|                        | M   | 815,213                             | 1.5  | 648,787     | 1.2  | 1,028,897   | 1.8  | 615,568    | 1.1  | 209,834      | .4  | 98,593      | .2  | 86,531    | .2  | 4,147,152    | 7.4   |
|                        | F   | 746,087                             | 1.3  | 590,873     | 1.1  | 930,707     | 1.7  | 570,037    | 1.0  | 204,447      | .4  | 85,051      | .2  | 95,378    | .2  | 3,895,207    | 7.0   |
| 8                      | M+F | 698,218                             | 1.2  | 706,377     | 1.3  | 1,642,462   | 2.9  | 1,174,849  | 2.1  | 255,683      | .5  | 189,280     | .3  | 220,024   | .4  | 5,514,947    | 9.9   |
|                        | M   | 361,905                             | .6   | 373,222     | .7   | 849,767     | 1.5  | 597,231    | 1.1  | 133,512      | .2  | 93,441      | .2  | 112,640   | .2  | 2,833,899    | 5.1   |
|                        | F   | 336,313                             | .6   | 333,155     | .6   | 792,695     | 1.4  | 577,618    | 1.0  | 122,171      | .2  | 95,839      | .2  | 107,384   | .2  | 2,681,048    | 4.8   |
| 9                      | M+F | 403,234                             | .7   | 690,055     | 1.2  | 820,383     | 1.5  | 787,423    | 1.4  | 308,660      | .6  | 141,052     | .3  | 190,399   | .3  | 3,589,639    | 6.4   |
|                        | M   | 205,903                             | .4   | 361,603     | .6   | 446,268     | .8   | 411,922    | .7   | 160,515      | .3  | 72,690      | .1  | 100,770   | .2  | 1,886,237    | 3.4   |
|                        | F   | 197,331                             | .4   | 328,452     | .6   | 374,115     | .7   | 375,501    | .7   | 148,145      | .3  | 68,362      | .1  | 89,629    | .2  | 1,703,402    | 3.0   |
| 10 and<br>above        | M+F | 301,814                             | .5   | 271,308     | .5   | 757,553     | 1.4  | 788,496    | 1.4  | 792,255      | 1.4 | 326,119     | .6  | 404,952   | .7  | 3,854,299    | 6.9   |
|                        | M   | 158,340                             | .3   | 136,884     | .2   | 410,089     | .7   | 406,909    | .7   | 428,547      | .8  | 191,260     | .3  | 199,292   | .4  | 2,053,900    | 3.7   |
|                        | F   | 143,474                             | .3   | 134,424     | .2   | 347,464     | .6   | 381,587    | .7   | 363,708      | .7  | 134,859     | .2  | 205,660   | .4  | 1,800,399    | 3.2   |
| Total                  | M+F | 9,963,609                           | 17.8 | 7,721,518   | 13.8 | 10,027,657  | 17.9 | 6,374,752  | 11.4 | 2,639,699    | 4.7 | 1,176,341   | 2.1 | 1,604,149 | 2.9 | 55,954,243   | 100.0 |
|                        | M   | 4,903,606                           | 8.8  | 3,904,731   | 7.0  | 5,093,730   | 9.1  | 3,231,965  | 5.8  | 1,371,329    | 2.5 | 623,036     | 1.1 | 795,438   | 1.4 | 27,494,589   | 49.1  |
|                        | F   | 5,060,003                           | 9.0  | 3,816,787   | 6.8  | 4,933,927   | 8.8  | 3,142,787  | 5.6  | 1,268,370    | 2.3 | 553,305     | 1.0 | 808,711   | 1.4 | 28,459,654   | 50.9  |

Table 7a: Distribution of members of households by age, sex and total payment group - COUNTRY - TOTAL

| Age Group  | Sex | P A Y M E N T G R O U P (BIRR) |       |               |   |                 |   |                 |   |                 |   |                 |   |                 |   |
|------------|-----|--------------------------------|-------|---------------|---|-----------------|---|-----------------|---|-----------------|---|-----------------|---|-----------------|---|
|            |     | Below No.                      | 600 % | 600 - 999 No. | % | 1000 - 1399 No. | % | 1400 - 1999 No. | % | 2000 - 2599 No. | % | 2600 - 3399 No. | % | 3400 - 4199 No. | % |
|            |     |                                |       |               |   |                 |   |                 |   |                 |   |                 |   |                 |   |
| 0 - 9      | M+F | 2,591                          | -     | 14,211        | - | 69,103          | - | 348,283         | - | 851,115         | - | 1,807,856       | - | 2,355,225       | - |
|            | M   | 303                            | -     | 10,878        | - | 28,594          | - | 183,036         | - | 394,236         | - | 881,154         | - | 1,208,817       | - |
|            | F   | 2,288                          | -     | 3,333         | - | 40,509          | - | 165,247         | - | 456,879         | - | 926,702         | - | 1,146,408       | - |
| 10 - 14    | M+F | -                              | -     | 3,905         | - | 16,138          | - | 105,440         | - | 247,811         | - | 604,215         | - | 792,659         | - |
|            | M   | -                              | -     | 1,018         | - | 10,518          | - | 50,787          | - | 126,689         | - | 308,226         | - | 392,166         | - |
|            | F   | -                              | -     | 2,887         | - | 5,620           | - | 54,653          | - | 121,122         | - | 295,989         | - | 400,493         | - |
| 15 - 19    | M+F | 1,986                          | -     | 5,423         | - | 28,896          | - | 99,179          | - | 221,172         | - | 521,054         | - | 698,151         | - |
|            | M   | -                              | -     | 2,335         | - | 14,475          | - | 42,707          | - | 101,992         | - | 226,556         | - | 342,378         | - |
|            | F   | 1,986                          | -     | 3,088         | - | 14,421          | - | 56,472          | - | 119,180         | - | 294,498         | - | 355,773         | - |
| 20 - 24    | M+F | -                              | -     | 4,767         | - | 27,552          | - | 86,121          | - | 216,837         | - | 479,161         | - | 476,031         | - |
|            | M   | -                              | -     | 2,718         | - | 9,796           | - | 30,192          | - | 84,106          | - | 177,783         | - | 196,096         | - |
|            | F   | -                              | -     | 2,049         | - | 17,756          | - | 55,929          | - | 132,731         | - | 301,378         | - | 279,935         | - |
| 25 - 29    | M+F | -                              | -     | 6,461         | - | 31,936          | - | 115,816         | - | 238,372         | - | 490,644         | - | 524,155         | - |
|            | M   | -                              | -     | 276           | - | 14,213          | - | 52,080          | - | 85,661          | - | 234,912         | - | 241,523         | - |
|            | F   | -                              | -     | 6,185         | - | 17,723          | - | 63,736          | - | 152,711         | - | 255,732         | - | 282,632         | - |
| 30 - 34    | M+F | 20                             | -     | 2,765         | - | 23,667          | - | 74,730          | - | 152,932         | - | 301,774         | - | 350,167         | - |
|            | M   | -                              | -     | 303           | - | 10,552          | - | 30,889          | - | 77,946          | - | 122,335         | - | 163,768         | - |
|            | F   | 20                             | -     | 2,462         | - | 13,115          | - | 43,841          | - | 74,986          | - | 179,439         | - | 186,399         | - |
| 35 - 39    | M+F | 277                            | -     | 2,910         | - | 24,391          | - | 60,888          | - | 126,786         | - | 291,160         | - | 358,831         | - |
|            | M   | -                              | -     | -             | - | 7,291           | - | 38,076          | - | 55,649          | - | 148,745         | - | 144,997         | - |
|            | F   | 277                            | -     | 2,910         | - | 17,100          | - | 22,812          | - | 71,137          | - | 142,415         | - | 213,834         | - |
| 40 - 44    | M+F | 697                            | -     | 2,141         | - | 14,285          | - | 46,899          | - | 91,561          | - | 207,771         | - | 258,704         | - |
|            | M   | 28                             | -     | -             | - | 4,897           | - | 16,075          | - | 42,237          | - | 82,085          | - | 110,008         | - |
|            | F   | 669                            | -     | 2,141         | - | 9,388           | - | 30,824          | - | 49,324          | - | 125,686         | - | 148,696         | - |
| 45 - 49    | M+F | 336                            | -     | 10,254        | - | 10,116          | - | 39,551          | - | 75,363          | - | 169,486         | - | 214,289         | - |
|            | M   | -                              | -     | 2,049         | - | 1,932           | - | 14,063          | - | 31,492          | - | 72,348          | - | 126,298         | - |
|            | F   | 336                            | -     | 8,205         | - | 8,184           | - | 25,488          | - | 43,871          | - | 97,138          | - | 87,991          | - |
| 50 - 54    | M+F | 1,676                          | -     | 7,881         | - | 16,645          | - | 51,396          | - | 69,049          | - | 133,499         | - | 160,464         | - |
|            | M   | -                              | -     | 1,107         | - | 4,917           | - | 6,612           | - | 13,421          | - | 53,877          | - | 72,391          | - |
|            | F   | 1,676                          | -     | 7,774         | - | 11,728          | - | 44,784          | - | 55,628          | - | 79,622          | - | 88,073          | - |
| 55 - 59    | M+F | 303                            | -     | 6,785         | - | 19,284          | - | 43,979          | - | 53,737          | - | 98,858          | - | 155,855         | - |
|            | M   | -                              | -     | 8             | - | 291             | - | 8,647           | - | 12,546          | - | 36,303          | - | 72,512          | - |
|            | F   | 303                            | -     | 6,777         | - | 18,993          | - | 35,332          | - | 41,191          | - | 62,555          | - | 83,343          | - |
| 60 - 64    | M+F | 1,161                          | -     | 8,603         | - | 31,731          | - | 45,989          | - | 73,263          | - | 150,192         | - | 110,641         | - |
|            | M   | 303                            | -     | 5,011         | - | 4,321           | - | 10,716          | - | 17,739          | - | 65,368          | - | 56,005          | - |
|            | F   | 858                            | -     | 5,592         | - | 27,410          | - | 35,273          | - | 55,524          | - | 84,824          | - | 54,636          | - |
| 65 & above | M+F | 5,271                          | -     | 28,709        | - | 55,233          | - | 110,679         | - | 143,302         | - | 252,043         | - | 205,273         | - |
|            | M   | -                              | -     | 9,370         | - | 17,887          | - | 31,611          | - | 61,529          | - | 142,257         | - | 108,722         | - |
|            | F   | 5,271                          | -     | 19,339        | - | 37,346          | - | 79,068          | - | 81,773          | - | 109,786         | - | 96,551          | - |
| Total      | M+F | 14,318                         | -     | 104,815       | - | 368,977         | - | 1,228,950       | - | 2,561,300       | - | 5,507,713       | - | 6,660,445       | - |
|            | M   | 634                            | -     | 32,073        | - | 129,684         | - | 515,491         | - | 1,105,243       | - | 2,551,949       | - | 3,235,681       | - |
|            | F   | 13,684                         | -     | 72,742        | - | 239,293         | - | 713,459         | - | 1,456,057       | - | 2,955,764       | - | 3,424,764       | - |

**Table 7a: (Contd.) Distribution of members of households by age, sex and total payment group - COUNTRY - TOTAL**

| Age Group   | Sex | P A Y M E N T   G R O U P (BIRR) |                      |                      |                       |                        |                        |                         |      |           |     |           |     | T o t a l<br>No. % |     |            |       |
|-------------|-----|----------------------------------|----------------------|----------------------|-----------------------|------------------------|------------------------|-------------------------|------|-----------|-----|-----------|-----|--------------------|-----|------------|-------|
|             |     | 4200 - 5399<br>No. %             | 5400 - 6599<br>No. % | 6600 - 8999<br>No. % | 9000 - 12599<br>No. % | 12600 - 16199<br>No. % | 16200 - 19999<br>No. % | 20000 and over<br>No. % |      |           |     |           |     |                    |     |            |       |
| 0 - 9       | M+F | 3,550,221                        | .63                  | 2,670,577            | 4.8                   | 3,439,609              | 6.1                    | 2,051,510               | 3.7  | 795,832   | 1.4 | 329,166   | .6  | 384,259            | .7  | 18,669,558 | 33.4  |
|             | M   | 1,795,269                        | .32                  | 1,383,020            | 2.5                   | 1,777,399              | 3.2                    | 1,072,451               | 1.9  | 416,667   | .7  | 168,657   | .3  | 201,369            | .4  | 9,521,850  | 17.0  |
|             | F   | 1,754,952                        | .31                  | 1,287,557            | 2.3                   | 1,662,210              | 3.0                    | 979,059                 | 1.7  | 379,165   | .7  | 160,509   | .3  | 182,890            | .3  | 9,147,708  | 16.3  |
| 10 - 14     | M+F | 1,305,878                        | .23                  | 1,102,885            | 2.0                   | 1,510,377              | 2.7                    | 1,056,797               | 1.9  | 450,982   | .8  | 180,992   | .3  | 245,182            | .4  | 7,623,261  | 13.6  |
|             | M   | 692,893                          | .12                  | 573,338              | 1.0                   | 755,935                | 1.4                    | 483,532                 | .9   | 231,218   | .4  | 110,998   | .2  | 117,221            | .2  | 3,854,539  | 6.9   |
|             | F   | 612,985                          | .11                  | 529,547              | .9                    | 754,442                | 1.3                    | 573,265                 | 1.0  | 219,764   | .4  | 69,994    | .1  | 127,961            | .2  | 3,768,722  | 6.7   |
| 15 - 19     | M+F | 957,611                          | .17                  | 841,703              | 1.5                   | 1,243,800              | 2.2                    | 840,795                 | 1.5  | 391,505   | .7  | 194,017   | .3  | 253,388            | .5  | 6,298,680  | 11.3  |
|             | M   | 467,018                          | .08                  | 429,406              | .8                    | 664,167                | 1.2                    | 447,585                 | .8   | 227,618   | .4  | 98,600    | .2  | 119,761            | .2  | 3,184,598  | 5.7   |
|             | F   | 490,593                          | .09                  | 412,297              | .7                    | 579,633                | 1.0                    | 393,210                 | .7   | 163,887   | .3  | 95,417    | .2  | 133,627            | .2  | 3,114,082  | 5.6   |
| 20 - 24     | M+F | 724,574                          | .13                  | 568,871              | 1.0                   | 657,584                | 1.2                    | 444,252                 | .8   | 189,071   | .3  | 114,571   | .2  | 151,983            | .3  | 4,141,375  | 7.4   |
|             | M   | 289,433                          | .05                  | 297,756              | .5                    | 318,369                | .6                     | 239,261                 | .4   | 87,114    | .2  | 59,798    | .1  | 72,746             | .1  | 1,865,168  | 3.3   |
|             | F   | 435,141                          | .08                  | 271,115              | .5                    | 339,215                | .6                     | 204,991                 | .4   | 101,957   | .2  | 54,773    | .1  | 79,237             | .1  | 2,276,207  | 4.1   |
| 25 - 29     | M+F | 775,315                          | .14                  | 484,115              | .9                    | 613,894                | 1.1                    | 383,730                 | .7   | 137,105   | .2  | 55,542    | .1  | 130,413            | .2  | 3,987,498  | 7.1   |
|             | M   | 328,517                          | .06                  | 181,739              | .3                    | 270,836                | .5                     | 165,154                 | .3   | 58,336    | .1  | 25,067    | -   | 61,493             | .1  | 1,719,807  | 3.1   |
|             | F   | 446,798                          | .08                  | 302,376              | .5                    | 343,058                | .6                     | 218,576                 | .4   | 78,769    | .1  | 30,475    | .1  | 68,920             | .1  | 2,267,691  | 4.1   |
| 30 - 34     | M+F | 534,954                          | .10                  | 412,607              | .7                    | 445,724                | .8                     | 259,325                 | .5   | 101,479   | .2  | 48,376    | .1  | 80,227             | .1  | 2,788,747  | 5.0   |
|             | M   | 245,798                          | .04                  | 197,538              | .4                    | 211,683                | .4                     | 111,055                 | .2   | 45,203    | .1  | 27,525    | -   | 36,161             | .1  | 1,280,756  | 2.3   |
|             | F   | 289,156                          | .05                  | 215,069              | .4                    | 234,041                | .4                     | 148,270                 | .3   | 56,276    | .1  | 20,851    | -   | 44,066             | .1  | 1,507,991  | 2.7   |
| 35 - 39     | M+F | 530,501                          | .09                  | 392,256              | .7                    | 526,372                | .9                     | 333,411                 | .6   | 159,125   | .3  | 56,371    | .1  | 84,481             | .2  | 2,947,760  | 5.3   |
|             | M   | 246,444                          | .04                  | 174,638              | .3                    | 193,087                | .3                     | 131,046                 | .2   | 58,442    | .1  | 17,830    | -   | 30,608             | .1  | 1,246,853  | 2.2   |
|             | F   | 284,057                          | .05                  | 217,618              | .4                    | 333,285                | .6                     | 202,365                 | .4   | 100,683   | .2  | 38,541    | .1  | 53,873             | .1  | 1,700,907  | 3.0   |
| 40 - 44     | M+F | 371,300                          | .07                  | 332,541              | .6                    | 432,162                | .8                     | 256,410                 | .5   | 101,755   | .2  | 39,164    | .1  | 76,614             | .1  | 2,232,004  | 4.0   |
|             | M   | 193,799                          | .03                  | 143,707              | .3                    | 222,335                | .4                     | 132,305                 | .2   | 51,413    | .1  | 19,981    | -   | 39,062             | .1  | 1,057,932  | 1.9   |
|             | F   | 177,501                          | .03                  | 188,834              | .3                    | 209,827                | .4                     | 124,105                 | .2   | 50,342    | .1  | 19,183    | -   | 37,552             | .1  | 1,174,072  | 2.1   |
| 45 - 49     | M+F | 313,234                          | .06                  | 258,992              | .5                    | 353,435                | .6                     | 262,067                 | .5   | 88,323    | .2  | 34,911    | .1  | 65,273             | .1  | 1,895,630  | 3.4   |
|             | M   | 175,255                          | .03                  | 143,643              | .3                    | 202,778                | .4                     | 137,896                 | .2   | 52,246    | .1  | 17,730    | -   | 38,940             | .1  | 1,016,670  | 1.8   |
|             | F   | 137,979                          | .02                  | 115,349              | .2                    | 150,657                | .3                     | 124,171                 | .2   | 36,077    | .1  | 17,181    | -   | 26,333             | -   | 878,960    | 1.6   |
| 50 - 54     | M+F | 240,448                          | .04                  | 187,485              | .3                    | 245,965                | .4                     | 156,573                 | .3   | 76,324    | .1  | 37,726    | .1  | 42,818             | .1  | 1,427,949  | 2.6   |
|             | M   | 100,691                          | .02                  | 85,759               | .2                    | 143,153                | .3                     | 90,934                  | .2   | 50,489    | .1  | 18,672    | -   | 24,818             | -   | 665,841    | 1.2   |
|             | F   | 139,757                          | .02                  | 101,726              | .2                    | 102,812                | .2                     | 65,639                  | .1   | 25,835    | -   | 19,054    | -   | 18,000             | -   | 762,108    | 1.4   |
| 55 - 59     | M+F | 184,395                          | .03                  | 186,066              | .3                    | 166,619                | .3                     | 98,306                  | .2   | 49,232    | .1  | 34,392    | .1  | 29,253             | .1  | 1,127,064  | 2.0   |
|             | M   | 88,778                           | .02                  | 109,013              | .2                    | 92,893                 | .2                     | 70,955                  | .1   | 34,169    | .1  | 19,623    | -   | 17,736             | -   | 563,474    | 1.0   |
|             | F   | 95,617                           | .02                  | 77,053               | .1                    | 73,726                 | .1                     | 27,351                  | -    | 15,063    | -   | 14,769    | -   | 11,517             | -   | 563,590    | 1.0   |
| 60 - 64     | M+F | 185,937                          | .03                  | 106,841              | .2                    | 156,696                | .3                     | 84,163                  | .2   | 24,822    | -   | 22,694    | -   | 21,556             | -   | 1,024,289  | 1.8   |
|             | M   | 103,363                          | .02                  | 70,262               | .1                    | 94,256                 | .2                     | 56,680                  | .1   | 14,542    | -   | 19,186    | -   | 15,199             | -   | 530,951    | .9    |
|             | F   | 82,574                           | .01                  | 36,579               | .1                    | 62,440                 | .1                     | 27,483                  | -    | 10,280    | -   | 3,508     | -   | 6,357              | -   | 493,338    | .9    |
| 65 and over | M+F | 289,243                          | .05                  | 176,578              | .3                    | 235,419                | .4                     | 147,412                 | .3   | 74,140    | .1  | 28,418    | .1  | 38,703             | .1  | 1,790,423  | 3.2   |
|             | M   | 176,351                          | .03                  | 114,911              | .2                    | 146,838                | .3                     | 93,111                  | .2   | 43,871    | .1  | 19,367    | -   | 20,325             | -   | 986,150    | 1.8   |
|             | F   | 112,892                          | .02                  | 61,667               | .1                    | 88,581                 | .2                     | 54,301                  | .1   | 30,269    | .1  | 9,051     | -   | 18,378             | -   | 804,273    | 1.4   |
| Total       | M+F | 9,963,611                        | 1.78                 | 7,721,517            | 13.8                  | 10,027,656             | 17.9                   | 6,374,751               | 11.4 | 2,639,695 | 4.7 | 1,176,340 | 2.1 | 1,604,150          | 2.9 | 55,954,238 | 100.0 |
|             | M   | 4,903,609                        | .88                  | 3,904,730            | 7.0                   | 5,093,729              | 9.1                    | 3,231,965               | 5.8  | 1,371,328 | 2.5 | 623,034   | 1.1 | 795,439            | 1.4 | 27,494,589 | 49.1  |
|             | F   | 5,060,002                        | .90                  | 3,816,787            | 6.8                   | 4,933,927              | 8.8                    | 3,142,786               | 5.6  | 1,268,367 | 2.3 | 553,306   | 1.0 | 808,711            | 1.4 | 28,459,649 | 50.9  |



**Table 8a: Distribution of Households by Household Size, Sex of Head of Household and Income Group**  
**COUNTRY - TOTAL**

| Household size and Sex | I N C O M E   G R O U P (BIRR) |     |           |     |             |     |             |      |             |      |             |      |             |      |
|------------------------|--------------------------------|-----|-----------|-----|-------------|-----|-------------|------|-------------|------|-------------|------|-------------|------|
|                        | Below 600                      |     | 600 - 999 |     | 1000 - 1399 |     | 1400 - 1999 |      | 2000 - 2599 |      | 2600 - 3399 |      | 3400 - 4199 |      |
|                        | No.                            | %   | No.       | %   | No.         | %   | No.         | %    | No.         | %    | No.         | %    | No.         | %    |
| 1 M+F                  | 158,154                        | 1.4 | 106,437   | .9  | 82,753      | .7  | 62,414      | .5   | 44,539      | .4   | 11,682      | .1   | 8,674       | .1   |
| M                      | 29,014                         | .3  | 30,386    | .3  | 26,953      | .2  | 22,106      | .2   | 24,286      | .2   | 7,371       | .1   | 5,343       | -    |
| F                      | 129,140                        | 1.1 | 76,051    | .7  | 55,800      | .5  | 40,308      | .4   | 20,253      | .2   | 4,311       | -    | 3,331       | -    |
| 2 M+F                  | 93,639                         | .8  | 171,040   | 1.5 | 143,251     | 1.2 | 230,681     | 2.0  | 143,835     | 1.3  | 164,514     | 1.4  | 87,262      | .8   |
| M                      | 24,082                         | .2  | 46,830    | .4  | 64,787      | .6  | 114,704     | 1.0  | 88,423      | .8   | 105,998     | .9   | 59,038      | .5   |
| F                      | 69,557                         | .6  | 124,210   | 1.1 | 78,464      | .7  | 115,977     | 1.0  | 55,412      | .5   | 58,516      | .5   | 28,224      | .2   |
| 3 M+F                  | 85,294                         | .7  | 129,272   | 1.1 | 171,046     | 1.5 | 254,195     | 2.2  | 298,663     | 2.6  | 315,726     | 2.8  | 238,291     | 2.1  |
| M                      | 20,453                         | .2  | 59,187    | .5  | 82,837      | .7  | 154,794     | 1.4  | 179,107     | 1.6  | 191,251     | 1.7  | 178,003     | 1.6  |
| F                      | 64,841                         | .6  | 70,085    | .6  | 88,209      | .8  | 99,401      | .9   | 119,556     | 1.0  | 124,475     | 1.1  | 60,288      | .5   |
| 4 M+F                  | 68,760                         | .6  | 104,982   | .9  | 114,221     | 1.0 | 253,206     | 2.2  | 281,169     | 2.5  | 351,331     | 3.1  | 284,227     | 2.5  |
| M                      | 21,369                         | .2  | 60,369    | .5  | 59,664      | .5  | 183,996     | 1.6  | 217,355     | 1.9  | 279,393     | 2.4  | 218,393     | 1.9  |
| F                      | 47,391                         | .4  | 44,613    | .4  | 54,557      | .5  | 69,210      | .6   | 63,814      | .6   | 71,938      | .6   | 65,834      | .6   |
| 5 M+F                  | 24,694                         | .2  | 49,320    | .4  | 76,005      | .7  | 169,773     | 1.5  | 205,089     | 1.8  | 325,132     | 2.8  | 264,961     | 2.3  |
| M                      | 12,929                         | .1  | 27,701    | .2  | 62,459      | .5  | 131,108     | 1.1  | 148,471     | 1.3  | 258,206     | 2.3  | 216,295     | 1.9  |
| F                      | 11,765                         | .1  | 21,619    | .2  | 13,546      | .1  | 38,665      | .3   | 56,618      | .5   | 66,926      | .6   | 48,666      | .4   |
| 6 M+F                  | 21,030                         | .2  | 33,021    | .3  | 38,130      | .3  | 95,136      | .8   | 157,186     | 1.4  | 271,059     | 2.4  | 253,381     | 2.2  |
| M                      | 14,361                         | .1  | 22,224    | .2  | 31,499      | .3  | 70,972      | .6   | 125,798     | 1.1  | 218,852     | 1.9  | 221,938     | 1.9  |
| F                      | 6,669                          | .1  | 10,797    | .1  | 6,631       | .1  | 24,164      | .2   | 31,388      | .3   | 52,207      | .5   | 31,443      | .3   |
| 7 M+F                  | 9,380                          | .1  | 19,170    | .2  | 27,747      | .2  | 55,314      | .5   | 84,910      | .7   | 159,489     | 1.4  | 170,222     | 1.5  |
| M                      | 4,551                          | -   | 13,975    | .1  | 23,637      | .2  | 52,556      | .5   | 74,930      | .7   | 146,476     | 1.3  | 133,078     | 1.2  |
| F                      | 4,829                          | -   | 5,195     | -   | 4,110       | -   | 2,758       | -    | 9,980       | .1   | 13,013      | .1   | 37,144      | .3   |
| 8 M+F                  | 4,359                          | -   | 5,966     | .1  | 11,017      | .1  | 34,865      | .3   | 31,113      | .3   | 72,754      | .6   | 76,119      | .7   |
| M                      | 2,642                          | -   | 4,260     | -   | 8,899       | .1  | 29,670      | .3   | 30,007      | .3   | 66,376      | .6   | 67,338      | .6   |
| F                      | 1,717                          | -   | 1,706     | -   | 2,118       | -   | 5,195       | -    | 1,106       | -    | 6,378       | .1   | 8,781       | .1   |
| 9 M+F                  | 1,353                          | -   | 1,541     | -   | 6,689       | .1  | 10,577      | .1   | 15,126      | .1   | 19,371      | .2   | 53,803      | .5   |
| M                      | 1,274                          | -   | 1,416     | -   | 5,970       | .1  | 9,006       | .1   | 12,904      | .1   | 18,235      | .2   | 47,395      | .4   |
| F                      | 79                             | -   | 125       | -   | 719         | -   | 1,571       | -    | 2,222       | -    | 1,136       | -    | 6,408       | .1   |
| 10 & above M+F         | 1,249                          | -   | 1,111     | -   | 5,948       | .1  | 6,114       | .1   | 8,350       | .1   | 15,677      | .1   | 26,936      | .2   |
| M                      | 1,194                          | -   | 1,111     | -   | 5,599       | -   | 3,299       | -    | 7,263       | .1   | 14,948      | .1   | 24,939      | .2   |
| F                      | 55                             | -   | -         | -   | 349         | -   | 2,815       | -    | 1,087       | -    | 729         | -    | 1,997       | -    |
| Total M+F              | 467,912                        | 4.1 | 621,860   | 5.4 | 676,807     | 5.9 | 1,172,275   | 10.2 | 1,269,980   | 11.1 | 1,706,735   | 14.9 | 1,463,876   | 12.8 |
| M                      | 131,869                        | 1.2 | 267,459   | 2.3 | 372,304     | 3.2 | 772,211     | 6.7  | 908,544     | 7.9  | 1,307,106   | 11.4 | 1,171,760   | 10.2 |
| F                      | 336,043                        | 2.9 | 354,401   | 3.1 | 304,503     | 2.7 | 400,064     | 3.5  | 361,436     | 3.2  | 399,629     | 3.5  | 292,116     | 2.5  |

Table 8a:(contd.) Distribution of Households by Household Size, Sex of Head of Household and Income Group  
COUNTRY - TOTAL

| Household size and Sex |     | I N C O M E   G R O U P (BIRR) |      |                        |     |                        |     |                       |     |                         |     |                        |    | T o t a l<br>No.   % |    |                         |       |
|------------------------|-----|--------------------------------|------|------------------------|-----|------------------------|-----|-----------------------|-----|-------------------------|-----|------------------------|----|----------------------|----|-------------------------|-------|
|                        |     | 4200 - 5399<br>No.   %         |      | 5400 - 6599<br>No.   % |     | 6600 - 8999<br>No.   % |     | 9000-12599<br>No.   % |     | 12600 -16199<br>No.   % |     | 16200-19999<br>No.   % |    |                      |    | 20000 & over<br>No.   % |       |
| 1                      | M+F | 4,899                          | -    | 7,968                  | .1  | 4,942                  | -   | 11,450                | .1  | 633                     | -   | 1,553                  | -  | 205                  | -  | 506,303                 | 4.4   |
|                        | M   | 3,462                          | -    | 7,330                  | .1  | 3,760                  | -   | 10,832                | .1  | 633                     | -   | 1,492                  | -  | 205                  | -  | 173,173                 | 1.5   |
|                        | F   | 1,437                          | -    | 638                    | -   | 1,182                  | -   | 618                   | -   | -                       | -   | 61                     | -  | -                    | -  | 333,130                 | 2.9   |
| 2                      | M+F | 58,452                         | .5   | 30,357                 | .3  | 13,800                 | .1  | 9,651                 | .1  | 4,153                   | -   | 1,147                  | -  | 1,578                | -  | 1,153,360               | 10.1  |
|                        | M   | 44,128                         | .4   | 15,934                 | .1  | 10,012                 | .1  | 6,869                 | .1  | 3,261                   | -   | 1,043                  | -  | 1,488                | -  | 586,597                 | 5.1   |
|                        | F   | 14,324                         | .1   | 14,423                 | .1  | 3,788                  | -   | 2,782                 | -   | 892                     | -   | 104                    | -  | 90                   | -  | 566,763                 | 4.9   |
| 3                      | M+F | 125,963                        | 1.1  | 70,491                 | .6  | 50,350                 | .4  | 17,791                | .2  | 8,611                   | .1  | 1,052                  | -  | 4,145                | -  | 1,770,890               | 15.4  |
|                        | M   | 97,698                         | .9   | 56,803                 | .5  | 42,205                 | .4  | 14,854                | .1  | 4,011                   | -   | 952                    | -  | 2,692                | -  | 1,084,847               | 9.5   |
|                        | F   | 28,265                         | .2   | 13,688                 | .1  | 8,145                  | .1  | 2,937                 | -   | 4,600                   | -   | 100                    | -  | 1,453                | -  | 686,043                 | 6.0   |
| 4                      | M+F | 262,189                        | 2.3  | 98,042                 | .9  | 110,506                | 1.0 | 31,648                | .3  | 4,213                   | -   | 9,390                  | .1 | 6,288                | .1 | 1,980,172               | 17.3  |
|                        | M   | 222,268                        | 1.9  | 77,008                 | .7  | 82,590                 | .7  | 27,051                | .2  | 3,029                   | -   | 8,665                  | .1 | 4,025                | -  | 1,465,175               | 12.8  |
|                        | F   | 39,921                         | .3   | 21,034                 | .2  | 27,916                 | .2  | 4,597                 | -   | 1,184                   | -   | 725                    | -  | 2,263                | -  | 514,997                 | 4.5   |
| 5                      | M+F | 279,896                        | 2.4  | 176,045                | 1.5 | 154,227                | 1.3 | 66,622                | .6  | 19,617                  | .2  | 8,557                  | .1 | 8,084                | .1 | 1,828,022               | 15.9  |
|                        | M   | 235,318                        | 2.1  | 142,060                | 1.2 | 132,911                | 1.2 | 57,971                | .5  | 12,483                  | .1  | 6,849                  | .1 | 5,834                | .1 | 1,450,595               | 12.7  |
|                        | F   | 44,578                         | .4   | 33,985                 | .3  | 21,316                 | .2  | 8,651                 | .1  | 7,134                   | .1  | 1,708                  | -  | 2,250                | -  | 377,427                 | 3.3   |
| 6                      | M+F | 309,913                        | 2.7  | 160,647                | 1.4 | 165,299                | 1.4 | 80,485                | .7  | 15,702                  | .1  | 13,698                 | .1 | 13,100               | .1 | 1,627,787               | 14.2  |
|                        | M   | 263,399                        | 2.3  | 140,924                | 1.2 | 144,520                | 1.3 | 76,293                | .7  | 11,763                  | .1  | 13,620                 | .1 | 10,444               | .1 | 1,366,607               | 11.9  |
|                        | F   | 46,514                         | .4   | 19,723                 | .2  | 20,779                 | .2  | 4,192                 | -   | 3,939                   | -   | 78                     | -  | 2,656                | -  | 261,180                 | 2.3   |
| 7                      | M+F | 214,605                        | 1.9  | 144,578                | 1.3 | 171,509                | 1.5 | 53,553                | .5  | 21,244                  | .2  | 7,131                  | .1 | 10,056               | .1 | 1,148,908               | 10.0  |
|                        | M   | 204,439                        | 1.8  | 130,527                | 1.1 | 155,731                | 1.4 | 48,735                | .4  | 20,584                  | .2  | 7,131                  | .1 | 8,522                | .1 | 1,024,872               | 8.9   |
|                        | F   | 10,166                         | .1   | 14,051                 | .1  | 15,778                 | .1  | 4,818                 | -   | 660                     | -   | -                      | -  | 1,534                | -  | 124,036                 | 1.1   |
| 8                      | M+F | 116,387                        | 1.0  | 117,248                | 1.0 | 112,751                | 1.0 | 71,941                | .6  | 19,758                  | .2  | 7,862                  | .1 | 7,229                | .1 | 689,369                 | 6.0   |
|                        | M   | 104,621                        | .9   | 105,686                | .9  | 111,186                | 1.0 | 70,851                | .6  | 18,126                  | .2  | 7,193                  | .1 | 6,726                | .1 | 633,581                 | 5.5   |
|                        | F   | 11,766                         | .1   | 11,562                 | .1  | 1,565                  | -   | 1,090                 | -   | 1,632                   | -   | 669                    | -  | 503                  | -  | 55,788                  | .5    |
| 9                      | M+F | 85,159                         | .7   | 54,968                 | .5  | 78,236                 | .7  | 52,405                | .5  | 11,545                  | .1  | 5,649                  | -  | 2,447                | -  | 398,869                 | 3.5   |
|                        | M   | 77,222                         | .7   | 52,482                 | .5  | 76,835                 | .7  | 49,198                | .4  | 11,126                  | .1  | 3,357                  | -  | 1,979                | -  | 368,399                 | 3.2   |
|                        | F   | 7,937                          | .1   | 2,486                  | -   | 1,401                  | -   | 3,207                 | -   | 419                     | -   | 2,292                  | -  | 468                  | -  | 30,470                  | .3    |
| 10 & above             | M+F | 36,323                         | .3   | 49,046                 | .4  | 101,124                | .9  | 57,369                | .5  | 24,155                  | .2  | 12,669                 | .1 | 14,934               | .1 | 361,005                 | 3.1   |
|                        | M   | 34,843                         | .3   | 47,087                 | .4  | 98,191                 | .9  | 57,032                | .5  | 21,145                  | .2  | 12,296                 | .1 | 12,244               | .1 | 341,191                 | 3.0   |
|                        | F   | 1,480                          | -    | 1,959                  | -   | 2,933                  | -   | 337                   | -   | 3,010                   | -   | 373                    | -  | 2,690                | -  | 19,814                  | .2    |
| Total                  | M+F | 1,493,786                      | 13.0 | 909,390                | 7.9 | 962,744                | 8.4 | 452,915               | 4.0 | 129,631                 | 1.1 | 68,708                 | .6 | 68,066               | .6 | 11,464,685              | 100.0 |
|                        | M   | 1,287,398                      | 11.2 | 775,841                | 6.8 | 857,941                | 7.5 | 419,686               | 3.7 | 106,161                 | .9  | 62,598                 | .5 | 54,159               | .5 | 8,495,037               | 74.1  |
|                        | F   | 206,388                        | 1.8  | 133,549                | 1.2 | 104,803                | .9  | 33,229                | .3  | 23,470                  | .2  | 6,110                  | .1 | 13,907               | .1 | 2,969,648               | 25.9  |

Table 9a: Distribution of members of households by household size, sex and income group - COUNTRY - TOTAL

| Household size | Sex | I N C O M E      |              |          |               |           |               |           |               |           |               |           | G R O U P (BIRR) |           |  |
|----------------|-----|------------------|--------------|----------|---------------|-----------|---------------|-----------|---------------|-----------|---------------|-----------|------------------|-----------|--|
|                |     | Below 600<br>No. | 600 -<br>No. | 999<br>% | 1000 -<br>No. | 1399<br>% | 1400 -<br>No. | 1999<br>% | 2000 -<br>No. | 2599<br>% | 2600 -<br>No. | 3399<br>% | 3400 -<br>No.    | 4199<br>% |  |
| 1              | M+F | 158,154          | 106,437      | -2       | 82,753        | .1        | 62,414        | .1        | 44,539        | .1        | 11,682        | -         | 8,674            | -         |  |
|                | M   | 29,014           | 30,386       | -1       | 26,953        | -         | 22,106        | -         | 24,286        | -         | 7,371         | -         | 5,343            | -         |  |
|                | F   | 129,140          | 76,051       | .1       | 55,800        | .1        | 40,308        | .1        | 20,253        | -         | 4,311         | -         | 3,331            | -         |  |
| 2              | M+F | 187,278          | 342,080      | -6       | 286,502       | .5        | 461,363       | .8        | 287,669       | .5        | 329,029       | .6        | 174,525          | .3        |  |
|                | M   | 53,783           | 107,027      | -2       | 103,302       | .2        | 179,634       | .3        | 132,405       | .2        | 151,415       | .3        | 77,737           | .1        |  |
|                | F   | 133,495          | 235,053      | .4       | 183,200       | .3        | 281,729       | .5        | 155,264       | .3        | 177,614       | .3        | 96,788           | .2        |  |
| 3              | M+F | 255,883          | 387,814      | -7       | 513,138       | .9        | 762,588       | 1.4       | 895,990       | 1.6       | 947,180       | 1.7       | 714,874          | 1.3       |  |
|                | M   | 74,325           | 158,808      | -3       | 239,478       | .4        | 348,263       | .6        | 379,253       | .7        | 441,210       | .8        | 322,330          | .6        |  |
|                | F   | 181,558          | 229,006      | .4       | 273,660       | .5        | 414,325       | .7        | 516,737       | .9        | 505,970       | .9        | 392,544          | .7        |  |
| 4              | M+F | 275,039          | 419,930      | -8       | 456,885       | .8        | 1,012,824     | 1.8       | 1,124,674     | 2.0       | 1,405,323     | 2.5       | 1,136,906        | 2.0       |  |
|                | M   | 98,712           | 191,592      | .3       | 173,122       | .3        | 477,616       | .9        | 576,503       | 1.0       | 680,841       | 1.2       | 562,668          | 1.0       |  |
|                | F   | 176,327          | 228,338      | .4       | 283,763       | .5        | 535,208       | 1.0       | 548,171       | 1.0       | 724,482       | 1.3       | 574,238          | 1.0       |  |
| 5              | M+F | 123,467          | 246,599      | -4       | 380,026       | .7        | 848,865       | 1.5       | 1,025,446     | 1.8       | 1,625,660     | 2.9       | 1,324,807        | 2.4       |  |
|                | M   | 58,240           | 118,773      | -2       | 186,219       | .3        | 396,927       | .7        | 516,554       | .9        | 775,643       | 1.4       | 622,037          | 1.1       |  |
|                | F   | 65,227           | 127,826      | .2       | 193,807       | .3        | 451,938       | .8        | 508,892       | .9        | 850,017       | 1.5       | 702,770          | 1.3       |  |
| 6              | M+F | 126,177          | 198,122      | -2       | 228,776       | .4        | 570,813       | 1.0       | 943,112       | 1.7       | 1,626,349     | 2.9       | 1,520,290        | 2.7       |  |
|                | M   | 45,320           | 95,817       | -2       | 111,359       | .2        | 274,626       | .5        | 452,789       | .8        | 826,854       | 1.5       | 766,519          | 1.4       |  |
|                | F   | 80,857           | 102,305      | .2       | 117,437       | .2        | 296,187       | .5        | 490,323       | .9        | 799,495       | 1.4       | 753,771          | 1.3       |  |
| 7              | M+F | 65,659           | 134,194      | -2       | 194,229       | .3        | 387,203       | .7        | 594,368       | 1.1       | 1,116,420     | 2.0       | 1,191,555        | 2.1       |  |
|                | M   | 29,143           | 65,786       | -1       | 93,833        | .2        | 199,047       | .4        | 274,402       | .5        | 582,465       | 1.0       | 607,936          | 1.1       |  |
|                | F   | 36,516           | 68,408       | .1       | 100,396       | .2        | 188,156       | .3        | 319,966       | .6        | 533,955       | 1.0       | 583,619          | 1.0       |  |
| 8              | M+F | 34,867           | 47,729       | -1       | 88,132        | .2        | 278,928       | .5        | 248,899       | .4        | 582,028       | 1.0       | 608,951          | 1.1       |  |
|                | M   | 16,890           | 27,107       | -        | 43,968        | .1        | 144,070       | .3        | 132,710       | .2        | 295,633       | .5        | 319,945          | .6        |  |
|                | F   | 17,977           | 20,622       | -        | 44,164        | .1        | 134,858       | .2        | 116,189       | .2        | 286,395       | .5        | 289,006          | .5        |  |
| 9              | M+F | 12,184           | 13,863       | -        | 60,203        | .1        | 95,191        | .2        | 136,135       | .2        | 174,333       | .3        | 484,232          | .9        |  |
|                | M   | 5,292            | 7,197        | -        | 30,098        | .1        | 43,601        | .1        | 65,148        | .1        | 84,806        | .2        | 258,217          | .5        |  |
|                | F   | 6,892            | 6,666        | -        | 30,105        | .1        | 51,590        | .1        | 70,987        | .1        | 89,527        | .2        | 226,015          | .4        |  |
| 10 & above     | M+F | 12,541           | 11,134       | -        | 60,772        | .1        | 65,711        | .1        | 87,688        | .2        | 171,685       | .3        | 278,080          | .5        |  |
|                | M   | 5,317            | 6,678        | -        | 33,523        | .1        | 36,406        | .1        | 42,798        | .1        | 86,301        | .2        | 149,792          | .3        |  |
|                | F   | 7,224            | 4,456        | -        | 27,249        | .1        | 29,305        | .1        | 44,890        | .1        | 85,384        | .2        | 128,288          | .2        |  |
| Total          | M+F | 1,251,249        | 2,219,902    | 2.2      | 4,235,416     | 4.2       | 4,545,900     | 8.1       | 5,388,520     | 9.6       | 7,989,689     | 14.3      | 7,442,894        | 13.3      |  |
|                | M   | 416,036          | 809,171      | 1.4      | 1,041,835     | 1.9       | 2,122,296     | 3.8       | 2,596,848     | 4.6       | 3,932,539     | 7.0       | 3,692,524        | 6.6       |  |
|                | F   | 835,213          | 1,098,731    | 1.5      | 1,098,581     | 2.3       | 2,423,604     | 4.3       | 2,791,672     | 5.0       | 4,057,150     | 7.3       | 3,750,370        | 6.7       |  |

Table 9a: (Contd.) Distribution of members of households by household size, sex and income group - COUNTRY - TOTAL

| House-<br>hold<br>size | Sex | I N C O M E                      G R O U P (BIRR) |                           |                           |                          |                            |                           |                            |            |         |     | T o t a l |    |            |       |
|------------------------|-----|---|---------------------------|---------------------------|--------------------------|----------------------------|---------------------------|----------------------------|------------|---------|-----|-----------|----|------------|-------|
|                        |     | 4200 - 5399<br>No.      %                         | 5400 - 6599<br>No.      % | 6600 - 8999<br>No.      % | 9000-12599<br>No.      % | 12600 -16199<br>No.      % | 16200-19999<br>No.      % | 20000 & over<br>No.      % | No.      % |         |     |           |    |            |       |
| 1                      | M+F | 4,899   | -                         | 7,968                     | -                        | 4,942                      | -                         | 11,450                     | -          | 633     | -   | 1,553     | -  | 506,303    | .9    |
|                        | M   | 3,462   | -                         | 7,330                     | -                        | 3,760                      | -                         | 10,832                     | -          | 633     | -   | 1,492     | -  | 173,173    | .3    |
|                        | F   | 1,437   | -                         | 638                       | -                        | 1,182                      | -                         | 618                        | -          | -       | -   | 61        | -  | 333,130    | .6    |
| 2                      | M+F | 116,903   | .2                        | 60,715                    | .1                       | 27,600                     | -                         | 19,300                     | -          | 8,305   | -   | 2,294     | -  | 2,306,720  | 4.1   |
|                        | M   | 58,116  | .1                        | 23,841                    | -                        | 12,548                     | -                         | 10,085                     | -          | 5,134   | -   | 1,361     | -  | 918,950    | 1.6   |
|                        | F   | 58,787  | .1                        | 36,874                    | .1                       | 15,052                     | -                         | 9,215                      | -          | 3,171   | -   | 933       | -  | 1,387,770  | 2.5   |
| 3                      | M+F | 377,891   | .7                        | 211,474                   | .4                       | 151,047                    | .3                        | 53,373                     | .1         | 25,832  | -   | 3,158     | -  | 5,312,679  | 9.5   |
|                        | M   | 163,370   | .3                        | 99,744                    | .2                       | 78,974                     | .1                        | 21,852                     | -          | 11,352  | -   | 1,776     | -  | 2,346,629  | 4.2   |
|                        | F   | 214,521   | .4                        | 111,730                   | .2                       | 72,073                     | .1                        | 31,521                     | .1         | 14,480  | -   | 1,382     | -  | 2,966,050  | 5.3   |
| 4                      | M+F | 1,048,755   | 1.9                       | 392,167                   | .7                       | 442,027                    | .8                        | 126,591                    | .2         | 16,852  | -   | 37,562    | .1 | 7,920,686  | 14.2  |
|                        | M   | 506,855   | .9                        | 196,395                   | .4                       | 220,152                    | .4                        | 58,574                     | .1         | 6,432   | -   | 17,742    | -  | 3,778,589  | 6.8   |
|                        | F   | 541,900   | 1.0                       | 195,772                   | .3                       | 221,875                    | .4                        | 68,017                     | .1         | 10,420  | -   | 19,820    | -  | 4,142,097  | 7.4   |
| 5                      | M+F | 1,399,280   | 2.5                       | 880,225                   | 1.6                      | 771,135                    | 1.4                       | 333,111                    | .6         | 98,087  | .2  | 42,785    | .1 | 9,139,914  | 16.3  |
|                        | M   | 673,779   | 1.2                       | 455,629                   | .8                       | 408,621                    | .7                        | 156,197                    | .3         | 54,368  | .1  | 22,456    | -  | 4,464,694  | 8.0   |
|                        | F   | 725,501   | 1.3                       | 424,596                   | .8                       | 362,514                    | .6                        | 176,914                    | .3         | 43,719  | .1  | 20,329    | -  | 4,675,220  | 8.4   |
| 6                      | M+F | 1,859,478   | 3.3                       | 963,880                   | 1.7                      | 991,793                    | 1.8                       | 482,908                    | .9         | 94,216  | .2  | 82,188    | .1 | 9,766,698  | 17.5  |
|                        | M   | 944,938   | 1.7                       | 484,171                   | .9                       | 499,776                    | .9                        | 258,040                    | .5         | 47,969  | .1  | 45,293    | .1 | 4,891,365  | 8.7   |
|                        | F   | 914,540   | 1.6                       | 479,709                   | .9                       | 492,017                    | .9                        | 224,868                    | .4         | 46,247  | .1  | 36,895    | .1 | 4,875,333  | 8.7   |
| 7                      | M+F | 1,502,235   | 2.7                       | 1,012,049                 | 1.8                      | 1,200,564                  | 2.1                       | 374,871                    | .7         | 148,709 | .3  | 49,914    | .1 | 8,042,358  | 14.4  |
|                        | M   | 796,696   | 1.4                       | 561,001                   | 1.0                      | 605,351                    | 1.1                       | 194,758                    | .3         | 80,158  | .1  | 25,883    | -  | 4,147,152  | 7.4   |
|                        | F   | 705,539   | 1.3                       | 451,048                   | .8                       | 595,213                    | 1.1                       | 180,113                    | .3         | 68,551  | .1  | 24,031    | -  | 3,895,206  | 7.0   |
| 8                      | M+F | 931,099   | 1.7                       | 937,982                   | 1.7                      | 902,009                    | 1.6                       | 575,525                    | 1.0        | 158,064 | .3  | 62,899    | .1 | 5,514,945  | 9.9   |
|                        | M   | 463,848   | .8                        | 481,489                   | .9                       | 469,732                    | .8                        | 291,120                    | .5         | 81,878  | .1  | 34,361    | .1 | 2,833,899  | 5.1   |
|                        | F   | 467,251   | .8                        | 456,493                   | .8                       | 432,277                    | .8                        | 284,405                    | .5         | 76,186  | .1  | 28,538    | .1 | 2,681,046  | 4.8   |
| 9                      | M+F | 766,434   | 1.4                       | 494,524                   | .9                       | 704,121                    | 1.3                       | 471,649                    | .8         | 103,903 | .2  | 50,834    | .1 | 3,589,636  | 6.4   |
|                        | M   | 406,861   | .7                        | 262,782                   | .5                       | 368,960                    | .7                        | 263,918                    | .5         | 56,890  | .1  | 23,083    | -  | 1,886,234  | 3.4   |
|                        | F   | 359,573   | .6                        | 231,742                   | .4                       | 335,161                    | .6                        | 207,731                    | .4         | 47,013  | .1  | 27,751    | -  | 1,703,402  | 3.0   |
| 10 and<br>above        | M+F | 386,823   | .7                        | 525,430                   | .9                       | 1,080,961                  | 1.9                       | 600,568                    | 1.1        | 251,421 | .4  | 145,998   | .3 | 3,854,300  | 6.9   |
|                        | M   | 212,428   | .4                        | 276,159                   | .5                       | 586,153                    | 1.0                       | 337,049                    | .6         | 120,586 | .2  | 75,248    | .1 | 2,053,900  | 3.7   |
|                        | F   | 174,395   | .3                        | 249,271                   | .4                       | 494,808                    | .9                        | 263,519                    | .5         | 130,835 | .2  | 70,750    | .1 | 1,800,400  | 3.2   |
| Total                  | M+F | 8,393,797   | 15.0                      | 5,486,414                 | 9.8                      | 6,276,199                  | 11.2                      | 3,049,346                  | 5.4        | 906,022 | 1.6 | 479,185   | .9 | 55,954,239 | 100.0 |
|                        | M   | 4,230,353   | 7.6                       | 2,848,541                 | 5.1                      | 3,254,027                  | 5.8                       | 1,602,425                  | 2.9        | 465,400 | .8  | 248,695   | .4 | 27,494,585 | 49.1  |
|                        | F   | 4,163,444   | 7.4                       | 2,637,873                 | 4.7                      | 3,022,172                  | 5.4                       | 1,446,921                  | 2.6        | 440,622 | .8  | 230,490   | .4 | 28,459,654 | 50.9  |

Table 10a: Distribution of members of households by age, sex and income group - COUNTRY - TOTAL

| Age Group   | Sex | I N C O M E   G R O U P (BIRR) |     |                  |     |                    |     |                    |     |                    |     |                    |      |                    |      |
|-------------|-----|--------------------------------|-----|------------------|-----|--------------------|-----|--------------------|-----|--------------------|-----|--------------------|------|--------------------|------|
|             |     | Below 600<br>No.               | %   | 600 - 999<br>No. | %   | 1000 - 1399<br>No. | %   | 1400 - 1999<br>No. | %   | 2000 - 2599<br>No. | %   | 2600 - 3399<br>No. | %    | 3400 - 4199<br>No. | %    |
| 0 - 9       | M+F | 318,054                        | .6  | 577,967          | 1.0 | 753,756            | 1.3 | 1,408,880          | 2.5 | 1,839,481          | 3.3 | 2,726,340          | 4.9  | 2,596,419          | 4.6  |
|             | M   | 133,084                        | .2  | 298,073          | .5  | 374,275            | .7  | 699,568            | 1.3 | 922,167            | 1.6 | 1,404,769          | 2.5  | 1,305,309          | 2.3  |
|             | F   | 184,970                        | .3  | 279,894          | .5  | 379,481            | .7  | 709,312            | 1.3 | 917,314            | 1.6 | 1,321,571          | 2.4  | 1,291,110          | 2.3  |
| 10 - 14     | M+F | 159,810                        | .3  | 207,262          | .4  | 246,713            | .4  | 540,795            | 1.0 | 651,259            | 1.2 | 1,051,388          | 1.9  | 1,006,131          | 1.8  |
|             | M   | 68,330                         | .1  | 99,245           | .2  | 116,980            | .2  | 265,351            | .5  | 363,610            | .6  | 525,637            | .9   | 529,418            | .9   |
|             | F   | 91,480                         | .2  | 108,017          | .2  | 129,733            | .2  | 275,444            | .5  | 287,649            | .5  | 525,751            | .9   | 476,713            | .9   |
| 15 - 19     | M+F | 137,018                        | .2  | 189,181          | .3  | 239,819            | .4  | 490,750            | .9  | 516,214            | .9  | 831,973            | 1.5  | 761,979            | 1.4  |
|             | M   | 47,857                         | .1  | 88,266           | .2  | 107,024            | .2  | 230,373            | .4  | 224,292            | .4  | 405,195            | .7   | 386,270            | .7   |
|             | F   | 89,161                         | .2  | 100,915          | .2  | 132,795            | .2  | 260,377            | .5  | 291,922            | .5  | 426,778            | .8   | 375,709            | .7   |
| 20 - 24     | M+F | 86,416                         | .2  | 128,568          | .2  | 160,553            | .3  | 372,753            | .7  | 456,872            | .8  | 594,989            | 1.1  | 585,042            | 1.0  |
|             | M   | 25,650                         | -   | 53,386           | .1  | 69,863             | .1  | 131,081            | .2  | 163,142            | .3  | 253,997            | .5   | 262,809            | .5   |
|             | F   | 60,766                         | .1  | 75,182           | .1  | 90,690             | .2  | 241,672            | .4  | 293,730            | .5  | 340,992            | .6   | 322,233            | .6   |
| 25 - 29     | M+F | 89,673                         | .2  | 150,345          | .3  | 222,932            | .4  | 366,733            | .7  | 463,861            | .8  | 601,431            | 1.1  | 518,589            | .9   |
|             | M   | 23,933                         | -   | 45,720           | .1  | 75,162             | .1  | 185,703            | .3  | 225,591            | .4  | 268,790            | .5   | 225,652            | .4   |
|             | F   | 65,740                         | .1  | 104,625          | .2  | 147,770            | .3  | 181,030            | .3  | 238,270            | .4  | 332,641            | .6   | 292,937            | .5   |
| 30 - 34     | M+F | 55,871                         | .1  | 116,887          | .2  | 129,596            | .2  | 264,758            | .5  | 296,802            | .5  | 374,233            | .7   | 387,363            | .7   |
|             | M   | 16,342                         | -   | 46,250           | .1  | 67,580             | .1  | 120,079            | .2  | 128,114            | .2  | 165,081            | .3   | 183,051            | .3   |
|             | F   | 39,529                         | .1  | 70,637           | .1  | 62,016             | .1  | 144,679            | .3  | 168,688            | .3  | 209,152            | .4   | 204,312            | .4   |
| 35 - 39     | M+F | 67,913                         | .1  | 112,767          | .2  | 133,504            | .2  | 224,917            | .4  | 298,715            | .5  | 447,915            | .8   | 388,636            | .7   |
|             | M   | 17,437                         | -   | 42,975           | .1  | 52,849             | .1  | 98,602             | .2  | 156,804            | .3  | 197,597            | .4   | 168,398            | .3   |
|             | F   | 50,476                         | .1  | 69,792           | .1  | 80,655             | .1  | 126,315            | .2  | 141,911            | .3  | 250,318            | .4   | 220,238            | .4   |
| 40 - 44     | M+F | 49,998                         | .1  | 76,194           | .1  | 82,109             | .1  | 186,619            | .3  | 208,598            | .4  | 311,784            | .6   | 295,771            | .5   |
|             | M   | 23,279                         | -   | 25,762           | -   | 44,901             | .1  | 81,719             | .1  | 96,120             | .2  | 142,358            | .3   | 123,656            | .2   |
|             | F   | 26,719                         | -   | 50,432           | .1  | 37,208             | .1  | 104,900            | .2  | 112,478            | .2  | 169,426            | .3   | 172,115            | .3   |
| 45 - 49     | M+F | 42,073                         | .1  | 67,378           | .1  | 76,667             | .1  | 150,523            | .3  | 130,028            | .2  | 276,597            | .5   | 268,188            | .5   |
|             | M   | 13,850                         | -   | 29,064           | .1  | 34,934             | .1  | 68,678             | .1  | 67,540             | .1  | 154,690            | .3   | 149,515            | .3   |
|             | F   | 28,223                         | .1  | 38,314           | .1  | 41,733             | .1  | 81,845             | .1  | 62,488             | .1  | 121,907            | .2   | 118,673            | .2   |
| 50 - 54     | M+F | 46,915                         | .1  | 55,263           | .1  | 66,307             | .1  | 125,665            | .2  | 116,037            | .2  | 199,818            | .4   | 174,528            | .3   |
|             | M   | 4,052                          | -   | 14,791           | -   | 9,257              | -   | 53,726             | .1  | 48,251             | .1  | 84,925             | .2   | 93,931             | .2   |
|             | F   | 42,863                         | .1  | 40,472           | .1  | 57,050             | .1  | 71,939             | .1  | 67,786             | .1  | 114,893            | .2   | 80,597             | .1   |
| 55 - 59     | M+F | 30,467                         | .1  | 41,578           | .1  | 52,888             | .1  | 117,131            | .2  | 112,662            | .2  | 159,684            | .3   | 160,292            | .3   |
|             | M   | 6,644                          | -   | 6,683            | -   | 14,923             | -   | 45,756             | .1  | 44,015             | .1  | 72,188             | .1   | 78,393             | .1   |
|             | F   | 23,823                         | -   | 34,895           | .1  | 37,965             | .1  | 71,375             | .1  | 68,647             | .1  | 87,496             | .2   | 81,899             | .1   |
| 60 - 64     | M+F | 53,587                         | .1  | 62,416           | .1  | 55,875             | .1  | 113,624            | .2  | 98,534             | .2  | 166,129            | .3   | 127,833            | .2   |
|             | M   | 6,588                          | -   | 15,935           | -   | 19,221             | -   | 47,488             | .1  | 43,787             | .1  | 89,975             | .2   | 85,122             | .2   |
|             | F   | 46,999                         | .1  | 46,481           | .1  | 36,654             | .1  | 66,136             | .1  | 54,747             | .1  | 76,154             | .1   | 42,711             | .1   |
| 65 and over | M+F | 113,453                        | .2  | 122,096          | .2  | 130,698            | .2  | 182,750            | .3  | 199,456            | .4  | 247,416            | .4   | 172,122            | .3   |
|             | M   | 28,988                         | .1  | 43,020           | .1  | 54,867             | .1  | 94,171             | .2  | 113,415            | .2  | 167,341            | .3   | 100,999            | .2   |
|             | F   | 84,465                         | .2  | 79,076           | .1  | 75,831             | .1  | 88,579             | .2  | 86,041             | .2  | 80,075             | .1   | 71,123             | .1   |
| Total       | M+F | 1,251,248                      | 2.2 | 1,907,902        | 3.4 | 2,351,417          | 4.2 | 4,545,898          | 8.1 | 5,388,519          | 9.6 | 7,989,697          | 14.3 | 7,442,893          | 13.3 |
|             | M   | 416,034                        | .7  | 809,170          | 1.4 | 1,041,836          | 1.9 | 2,122,295          | 3.8 | 2,596,848          | 4.6 | 3,932,543          | 7.0  | 3,692,523          | 6.6  |
|             | F   | 835,214                        | 1.5 | 1,098,732        | 2.0 | 1,309,581          | 2.3 | 2,423,603          | 4.3 | 2,791,671          | 5.0 | 4,057,154          | 7.3  | 3,750,370          | 6.7  |

Table 10a: (Contd.) Distribution of members of households by age, sex and income group - COUNTRY - TOTAL

| Age Group   | Sex | I N C O M E   G R O U P |                      |                      |                       |                        |                        |                         |     |         |     |         |    |         |    | T o t a l<br>No. % |       |
|-------------|-----|-------------------------|----------------------|----------------------|-----------------------|------------------------|------------------------|-------------------------|-----|---------|-----|---------|----|---------|----|--------------------|-------|
|             |     | 4200 - 5399<br>No. %    | 5400 - 6599<br>No. % | 6600 - 8999<br>No. % | 9000 - 12599<br>No. % | 12600 - 16199<br>No. % | 16200 - 19999<br>No. % | 20000 and over<br>No. % |     |         |     |         |    |         |    |                    |       |
| 0 - 9       | M+F | 2,929,387               | 5.2                  | 1,903,242            | 3.4                   | 2,114,804              | 3.8                    | 1,008,843               | 1.8 | 281,460 | .5  | 120,678 | .2 | 90,248  | .2 | 18,669,559         | 33.4  |
|             | M   | 1,446,992               | 2.6                  | 1,014,419            | 1.8                   | 1,129,151              | 2.0                    | 549,244                 | 1.0 | 140,170 | .3  | 60,858  | .1 | 43,772  | .1 | 9,521,851          | 17.0  |
|             | F   | 1,482,395               | 2.6                  | 888,823              | 1.6                   | 985,653                | 1.8                    | 459,599                 | .8  | 141,290 | .3  | 59,820  | .1 | 46,476  | .1 | 9,147,708          | 16.3  |
| 10 - 14     | M+F | 1,141,841               | 2.0                  | 831,212              | 1.5                   | 1,004,389              | 1.8                    | 516,368                 | .9  | 137,144 | .2  | 68,046  | .1 | 60,903  | .1 | 7,623,261          | 13.6  |
|             | M   | 581,995                 | 1.0                  | 430,690              | .8                    | 471,186                | .8                     | 259,522                 | .5  | 74,442  | .1  | 38,423  | .1 | 29,710  | .1 | 3,854,539          | 6.9   |
|             | F   | 559,846                 | 1.0                  | 400,522              | .7                    | 533,203                | 1.0                    | 256,846                 | .5  | 62,702  | .1  | 29,623  | .1 | 31,193  | .1 | 3,768,722          | 6.7   |
| 15 - 19     | M+F | 939,481                 | 1.7                  | 691,522              | 1.2                   | 782,854                | 1.4                    | 398,719                 | .7  | 153,367 | .3  | 85,206  | .2 | 80,596  | .1 | 6,298,679          | 11.3  |
|             | M   | 506,747                 | .9                   | 383,974              | .7                    | 427,276                | .8                     | 206,858                 | .4  | 88,436  | .2  | 43,867  | .1 | 38,163  | .1 | 3,184,598          | 5.7   |
|             | F   | 432,734                 | .8                   | 307,548              | .5                    | 355,578                | .6                     | 191,861                 | .3  | 64,931  | .1  | 41,339  | .1 | 42,433  | .1 | 3,114,081          | 5.6   |
| 20 - 24     | M+F | 581,518                 | 1.0                  | 370,695              | .7                    | 420,719                | .8                     | 214,077                 | .4  | 62,490  | .1  | 45,843  | .1 | 60,843  | .1 | 4,141,378          | 7.4   |
|             | M   | 288,643                 | .5                   | 191,603              | .3                    | 224,407                | .4                     | 127,124                 | .2  | 26,750  | -   | 19,974  | -  | 26,741  | -  | 1,865,170          | 3.3   |
|             | F   | 292,875                 | .5                   | 179,092              | .3                    | 196,312                | .4                     | 86,953                  | .2  | 35,740  | .1  | 25,869  | -  | 34,102  | .1 | 2,276,208          | 4.1   |
| 25 - 29     | M+F | 608,305                 | 1.1                  | 342,044              | .6                    | 343,991                | .6                     | 156,817                 | .3  | 44,317  | .1  | 28,960  | .1 | 49,500  | .1 | 3,987,498          | 7.1   |
|             | M   | 248,141                 | .4                   | 154,954              | .3                    | 144,939                | .3                     | 53,655                  | .1  | 24,298  | -   | 16,720  | -  | 26,549  | -  | 1,719,807          | 3.1   |
|             | F   | 360,164                 | .6                   | 187,090              | .3                    | 199,052                | .4                     | 103,162                 | .2  | 20,019  | -   | 12,240  | -  | 22,951  | -  | 2,267,691          | 4.1   |
| 30 - 34     | M+F | 451,674                 | .8                   | 203,165              | .4                    | 290,164                | .5                     | 132,892                 | .2  | 39,269  | .1  | 16,364  | -  | 29,706  | .1 | 2,788,744          | 5.0   |
|             | M   | 222,408                 | .4                   | 99,626               | .2                    | 131,621                | .2                     | 64,385                  | .1  | 14,707  | -   | 8,522   | -  | 12,987  | -  | 1,280,753          | 2.3   |
|             | F   | 229,266                 | .4                   | 103,539              | .2                    | 158,543                | .3                     | 68,507                  | .1  | 24,562  | -   | 7,842   | -  | 16,719  | -  | 1,507,991          | 2.7   |
| 35 - 39     | M+F | 342,425                 | .6                   | 296,331              | .5                    | 345,725                | .6                     | 170,797                 | .3  | 59,189  | .1  | 31,857  | .1 | 27,071  | -  | 2,947,762          | 5.3   |
|             | M   | 161,930                 | .3                   | 103,081              | .2                    | 142,269                | .3                     | 66,063                  | .1  | 19,006  | -   | 11,975  | -  | 7,867   | -  | 1,246,853          | 2.2   |
|             | F   | 180,495                 | .3                   | 193,250              | .3                    | 203,456                | .4                     | 104,734                 | .2  | 40,183  | .1  | 19,882  | -  | 19,204  | -  | 1,700,909          | 3.0   |
| 40 - 44     | M+F | 353,645                 | .6                   | 213,770              | .4                    | 265,379                | .5                     | 114,714                 | .2  | 35,854  | .1  | 12,259  | -  | 25,308  | -  | 2,232,002          | 4.0   |
|             | M   | 162,184                 | .3                   | 109,023              | .2                    | 154,799                | .3                     | 56,925                  | .1  | 18,148  | -   | 3,541   | -  | 15,515  | -  | 1,057,930          | 1.9   |
|             | F   | 191,461                 | .3                   | 104,747              | .2                    | 110,580                | .2                     | 57,789                  | .1  | 17,706  | -   | 8,718   | -  | 9,793   | -  | 1,174,072          | 2.1   |
| 45 - 49     | M+F | 295,521                 | .5                   | 198,973              | .4                    | 213,282                | .4                     | 102,012                 | .2  | 33,964  | .1  | 20,329  | -  | 20,097  | -  | 1,895,632          | 3.4   |
|             | M   | 166,805                 | .3                   | 101,646              | .2                    | 120,610                | .2                     | 61,307                  | .1  | 26,152  | -   | 12,254  | -  | 9,626   | -  | 1,016,671          | 1.8   |
|             | F   | 128,716                 | .2                   | 97,327               | .2                    | 92,672                 | .2                     | 40,705                  | .1  | 7,812   | -   | 8,075   | -  | 10,471  | -  | 878,961            | 1.6   |
| 50 - 54     | M+F | 215,500                 | .4                   | 127,979              | .2                    | 150,145                | .3                     | 94,441                  | .2  | 21,980  | -   | 20,287  | -  | 13,085  | -  | 1,427,950          | 2.6   |
|             | M   | 117,448                 | .2                   | 68,165               | .1                    | 75,114                 | .1                     | 62,291                  | .1  | 14,811  | -   | 12,765  | -  | 6,313   | -  | 665,840            | 1.2   |
|             | F   | 98,052                  | .2                   | 59,814               | .1                    | 75,031                 | .1                     | 32,150                  | .1  | 7,169   | -   | 7,522   | -  | 6,772   | -  | 762,110            | 1.4   |
| 55 - 59     | M+F | 166,877                 | .3                   | 95,066               | .2                    | 107,808                | .2                     | 52,078                  | .1  | 15,118  | -   | 5,297   | -  | 10,116  | -  | 1,127,062          | 2.0   |
|             | M   | 94,400                  | .2                   | 63,022               | .1                    | 84,845                 | .2                     | 37,894                  | .1  | 6,464   | -   | 827     | -  | 7,419   | -  | 563,473            | 1.0   |
|             | F   | 72,477                  | .1                   | 32,044               | .1                    | 22,963                 | -                      | 14,184                  | -   | 8,654   | -   | 4,470   | -  | 2,697   | -  | 563,589            | 1.0   |
| 60 - 64     | M+F | 152,418                 | .3                   | 69,672               | .1                    | 72,064                 | .1                     | 33,872                  | .1  | 2,675   | -   | 8,424   | -  | 7,166   | -  | 1,024,289          | 1.8   |
|             | M   | 93,667                  | .2                   | 47,204               | .1                    | 43,879                 | .1                     | 24,295                  | -   | 1,383   | -   | 7,442   | -  | 4,964   | -  | 530,950            | .9    |
|             | F   | 58,751                  | .1                   | 22,468               | -                     | 28,185                 | .1                     | 9,577                   | -   | 1,292   | -   | 982     | -  | 2,202   | -  | 493,339            | .9    |
| 65 and over | M+F | 215,206                 | .4                   | 142,742              | .3                    | 164,873                | .3                     | 53,716                  | .1  | 19,194  | -   | 15,635  | -  | 11,067  | -  | 1,790,424          | 3.2   |
|             | M   | 138,993                 | .2                   | 81,133               | .1                    | 103,931                | .2                     | 32,862                  | .1  | 10,633  | -   | 11,527  | -  | 4,270   | -  | 986,150            | 1.8   |
|             | F   | 76,213                  | .1                   | 61,609               | .1                    | 60,942                 | .1                     | 20,854                  | -   | 8,561   | -   | 4,108   | -  | 6,797   | -  | 804,274            | 1.4   |
| Total       | M+F | 8,393,798               | 15.0                 | 5,486,413            | 9.8                   | 6,276,197              | 11.2                   | 3,049,346               | 5.4 | 906,021 | 1.6 | 479,185 | .9 | 485,706 | .9 | 55,954,240         | 100.0 |
|             | M   | 4,230,353               | 7.6                  | 2,848,540            | 5.1                   | 3,254,027              | 5.8                    | 1,602,425               | 2.9 | 465,400 | .8  | 248,695 | .4 | 233,896 | .4 | 27,494,585         | 49.1  |
|             | F   | 4,163,445               | 7.4                  | 2,637,873            | 4.7                   | 3,022,170              | 5.4                    | 1,446,921               | 2.6 | 440,621 | .8  | 230,490 | .4 | 251,810 | .5 | 28,459,655         | 50.9  |

**Table 11a: Distribution of Households by Household Size, Sex of Head of Household and Receipt Group**  
**COUNTRY - TOTAL**

| Household size and Sex | R E C E I P T G R O U P (BIRR) |     |           |     |             |     |             |     |             |      |             |      |             |      |
|------------------------|--------------------------------|-----|-----------|-----|-------------|-----|-------------|-----|-------------|------|-------------|------|-------------|------|
|                        | Below 600                      |     | 600 - 999 |     | 1000 - 1399 |     | 1400 - 1999 |     | 2000 - 2599 |      | 2600 - 3399 |      | 3400 - 4199 |      |
|                        | No.                            | %   | No.       | %   | No.         | %   | No.         | %   | No.         | %    | No.         | %    | No.         | %    |
| 1 M+F                  | 80,837                         | .7  | 112,171   | 1.0 | 94,962      | .8  | 84,703      | .7  | 62,570      | .5   | 19,792      | .2   | 16,600      | .1   |
| M                      | 14,089                         | .1  | 35,354    | .3  | 22,523      | .2  | 22,511      | .2  | 29,519      | .3   | 11,101      | .1   | 9,070       | .1   |
| F                      | 66,748                         | .6  | 76,817    | .7  | 72,439      | .6  | 62,192      | .5  | 33,051      | .3   | 8,691       | .1   | 7,530       | .1   |
| 2 M+F                  | 34,671                         | .3  | 103,073   | .9  | 136,247     | 1.2 | 267,589     | 2.3 | 175,346     | 1.5  | 175,083     | 1.5  | 121,453     | 1.1  |
| M                      | 8,918                          | .1  | 28,919    | .3  | 54,974      | .5  | 119,342     | 1.0 | 97,887      | .9   | 112,942     | 1.0  | 72,711      | .6   |
| F                      | 25,753                         | .2  | 74,154    | .6  | 81,273      | .7  | 148,247     | 1.3 | 77,459      | .7   | 62,141      | .5   | 48,742      | .4   |
| 3 M+F                  | 35,973                         | .3  | 79,291    | .7  | 147,270     | 1.3 | 266,916     | 2.3 | 285,183     | 2.5  | 384,465     | 3.4  | 228,784     | 2.0  |
| M                      | 7,122                          | .1  | 31,331    | .3  | 84,218      | .7  | 153,443     | 1.3 | 167,897     | 1.5  | 224,321     | 2.0  | 160,936     | 1.4  |
| F                      | 28,851                         | .3  | 47,960    | .4  | 63,052      | .5  | 113,473     | 1.0 | 117,286     | 1.0  | 160,144     | 1.4  | 67,848      | .6   |
| 4 M+F                  | 30,837                         | .3  | 62,196    | .5  | 101,812     | .9  | 235,392     | 2.1 | 303,708     | 2.6  | 353,326     | 3.1  | 295,837     | 2.6  |
| M                      | 13,651                         | .1  | 37,187    | .3  | 54,198      | .5  | 159,240     | 1.4 | 222,223     | 1.9  | 264,943     | 2.3  | 238,471     | 2.1  |
| F                      | 17,186                         | .1  | 25,009    | .2  | 47,614      | .4  | 76,152      | .7  | 81,485      | .7   | 88,383      | .8   | 57,366      | .5   |
| 5 M+F                  | 8,222                          | .1  | 26,829    | .2  | 58,861      | .5  | 129,601     | 1.1 | 202,498     | 1.8  | 333,940     | 2.9  | 273,340     | 2.4  |
| M                      | 3,769                          | -   | 16,734    | .1  | 44,767      | .4  | 104,412     | .9  | 152,400     | 1.3  | 254,872     | 2.2  | 218,017     | 1.9  |
| F                      | 4,453                          | -   | 10,095    | .1  | 14,094      | .1  | 25,189      | .2  | 50,098      | .4   | 79,068      | .7   | 55,323      | .5   |
| 6 M+F                  | 9,845                          | .1  | 24,873    | .2  | 23,836      | .2  | 73,495      | .6  | 140,281     | 1.2  | 241,845     | 2.1  | 265,688     | 2.3  |
| M                      | 7,038                          | .1  | 17,131    | .1  | 18,378      | .2  | 62,021      | .5  | 102,148     | .9   | 202,098     | 1.8  | 230,571     | 2.0  |
| F                      | 2,807                          | -   | 7,742     | .1  | 5,458       | -   | 11,474      | .1  | 38,133      | .3   | 39,747      | .3   | 35,117      | .3   |
| 7 M+F                  | 1,394                          | -   | 11,269    | .1  | 20,458      | .2  | 38,020      | .3  | 81,047      | .7   | 157,814     | 1.4  | 172,865     | 1.5  |
| M                      | 1,381                          | -   | 8,714     | .1  | 16,963      | .1  | 32,482      | .3  | 74,871      | .7   | 142,541     | 1.2  | 143,397     | 1.3  |
| F                      | 13                             | -   | 2,555     | -   | 3,495       | -   | 5,538       | -   | 6,176       | .1   | 15,273      | .1   | 29,468      | .3   |
| 8 M+F                  | 2,843                          | -   | 3,774     | -   | 9,570       | .1  | 26,363      | .2  | 17,893      | .2   | 72,391      | .6   | 71,802      | .6   |
| M                      | 2,475                          | -   | 2,887     | -   | 8,037       | .1  | 20,549      | .2  | 16,436      | .1   | 65,627      | .6   | 69,445      | .6   |
| F                      | 368                            | -   | 887       | -   | 1,533       | -   | 5,814       | .1  | 1,457       | -    | 6,764       | .1   | 2,357       | -    |
| 9 M+F                  | 1,082                          | -   | 875       | -   | 1,842       | -   | 8,589       | .1  | 15,408      | .1   | 10,463      | .1   | 53,602      | .5   |
| M                      | 1,003                          | -   | 875       | -   | 1,842       | -   | 7,564       | .1  | 14,019      | .1   | 9,210       | .1   | 48,493      | .4   |
| F                      | 79                             | -   | -         | -   | -           | -   | 1,025       | -   | 1,389       | -    | 1,253       | -    | 5,109       | -    |
| 10 & above M+F         | 1,049                          | -   | 1,201     | -   | 4,920       | -   | 2,653       | -   | 7,536       | .1   | 14,676      | .1   | 28,023      | .2   |
| M                      | 1,049                          | -   | 1,201     | -   | 4,920       | -   | 1,696       | -   | 4,976       | -    | 14,072      | .1   | 26,603      | .2   |
| F                      | -                              | -   | -         | -   | -           | -   | 957         | -   | 2,560       | -    | 604         | -    | 1,420       | -    |
| Total M+F              | 206,753                        | 1.8 | 425,552   | 3.7 | 599,778     | 5.2 | 1,133,321   | 9.9 | 1,291,470   | 11.3 | 1,763,795   | 15.4 | 1,527,994   | 13.3 |
| M                      | 60,495                         | .5  | 180,333   | 1.6 | 310,820     | 2.7 | 683,260     | 6.0 | 882,376     | 7.7  | 1,301,727   | 11.4 | 1,217,714   | 10.6 |
| F                      | 146,258                        | 1.3 | 245,219   | 2.1 | 288,958     | 2.5 | 450,061     | 3.9 | 409,094     | 3.6  | 462,068     | 4.0  | 310,280     | 2.7  |

Table 11a: Distribution of Households by Household Size, Sex of Head of Household and Receipt Group - COUNTRY - TOTAL

| Household size and Sex |     | R E C E I P T   G R O U P (BIRR) |      |                           |     |                           |     |                          |     |                            |     |                           |    | T o t a l<br>No.      % |    |                            |       |
|------------------------|-----|----------------------------------|------|---------------------------|-----|---------------------------|-----|--------------------------|-----|----------------------------|-----|---------------------------|----|-------------------------|----|----------------------------|-------|
|                        |     | 4200 - 5399<br>No.      %        |      | 5400 - 6599<br>No.      % |     | 6600 - 8999<br>No.      % |     | 9000-12599<br>No.      % |     | 12600 -16199<br>No.      % |     | 16200-19999<br>No.      % |    |                         |    | 20000 & over<br>No.      % |       |
| 1                      | M+F | 5,129                            | -    | 8,845                     | .1  | 6,219                     | .1  | 11,477                   | .1  | 1,216                      | -   | 1,573                     | -  | 205                     | -  | 506,299                    | 4.4   |
|                        | M   | 2,838                            | -    | 7,413                     | .1  | 4,962                     | -   | 10,859                   | .1  | 1,216                      | -   | 1,512                     | -  | 205                     | -  | 173,172                    | 1.5   |
|                        | F   | 2,291                            | -    | 1,432                     | -   | 1,257                     | -   | 618                      | -   | -                          | -   | 61                        | -  | -                       | -  | 333,127                    | 2.9   |
| 2                      | M+F | 69,581                           | .6   | 34,308                    | .3  | 16,815                    | .1  | 11,268                   | .1  | 4,397                      | -   | 1,271                     | -  | 2,258                   | -  | 1,153,360                  | 10.1  |
|                        | M   | 44,178                           | .4   | 20,995                    | .2  | 10,999                    | .1  | 8,303                    | .1  | 3,505                      | -   | 1,097                     | -  | 1,828                   | -  | 586,598                    | 5.1   |
|                        | F   | 25,403                           | .2   | 13,313                    | .1  | 5,816                     | .1  | 2,965                    | -   | 892                        | -   | 174                       | -  | 430                     | -  | 566,762                    | 4.9   |
| 3                      | M+F | 156,346                          | 1.4  | 93,448                    | .8  | 56,353                    | .5  | 20,955                   | .2  | 10,100                     | .1  | 1,516                     | -  | 4,292                   | -  | 1,770,892                  | 15.4  |
|                        | M   | 110,725                          | 1.0  | 73,430                    | .6  | 46,049                    | .4  | 16,757                   | .1  | 4,881                      | -   | 1,004                     | -  | 2,734                   | -  | 1,084,848                  | 9.5   |
|                        | F   | 45,621                           | .4   | 20,018                    | .2  | 10,304                    | .1  | 4,198                    | -   | 5,219                      | -   | 512                       | -  | 1,558                   | -  | 686,044                    | 6.0   |
| 4                      | M+F | 291,555                          | 2.5  | 123,425                   | 1.1 | 115,449                   | 1.0 | 38,147                   | .3  | 11,441                     | .1  | 10,359                    | .1 | 6,689                   | .1 | 1,980,173                  | 17.3  |
|                        | M   | 234,141                          | 2.0  | 98,046                    | .9  | 85,956                    | .7  | 33,029                   | .3  | 10,206                     | .1  | 9,457                     | .1 | 4,426                   | -  | 1,465,174                  | 12.8  |
|                        | F   | 57,414                           | .5   | 25,379                    | .2  | 29,493                    | .3  | 5,118                    | -   | 1,235                      | -   | 902                       | -  | 2,263                   | -  | 514,999                    | 4.5   |
| 5                      | M+F | 296,427                          | 2.6  | 197,414                   | 1.7 | 184,002                   | 1.6 | 75,829                   | .7  | 22,019                     | .2  | 10,259                    | .1 | 8,785                   | .1 | 1,828,026                  | 15.9  |
|                        | M   | 246,159                          | 2.1  | 160,550                   | 1.4 | 156,117                   | 1.4 | 63,142                   | .6  | 14,911                     | .1  | 8,486                     | .1 | 6,259                   | .1 | 1,450,595                  | 12.7  |
|                        | F   | 50,268                           | .4   | 36,864                    | .3  | 27,885                    | .2  | 12,687                   | .1  | 7,108                      | .1  | 1,773                     | -  | 2,526                   | -  | 377,431                    | 3.3   |
| 6                      | M+F | 343,873                          | 3.0  | 167,141                   | 1.5 | 193,213                   | 1.7 | 94,707                   | .8  | 20,072                     | .2  | 15,386                    | .1 | 13,526                  | .1 | 1,627,781                  | 14.2  |
|                        | M   | 287,120                          | 2.5  | 143,260                   | 1.2 | 168,892                   | 1.5 | 85,873                   | .7  | 16,392                     | .1  | 15,127                    | .1 | 10,554                  | .1 | 1,366,603                  | 11.9  |
|                        | F   | 56,753                           | .5   | 23,881                    | .2  | 24,321                    | .2  | 8,834                    | .1  | 3,680                      | -   | 259                       | -  | 2,972                   | -  | 261,178                    | 2.3   |
| 7                      | M+F | 220,070                          | 1.9  | 149,442                   | 1.3 | 187,730                   | 1.6 | 66,250                   | .6  | 24,428                     | .2  | 7,657                     | .1 | 10,463                  | .1 | 1,148,907                  | 10.0  |
|                        | M   | 200,331                          | 1.7  | 133,812                   | 1.2 | 171,623                   | 1.5 | 58,473                   | .5  | 23,738                     | .2  | 7,657                     | .1 | 8,886                   | .1 | 1,024,869                  | 8.9   |
|                        | F   | 19,739                           | .2   | 15,630                    | .1  | 16,107                    | .1  | 7,777                    | .1  | 690                        | -   | -                         | -  | 1,577                   | -  | 124,038                    | 1.1   |
| 8                      | M+F | 120,262                          | 1.0  | 115,688                   | 1.0 | 133,774                   | 1.2 | 74,612                   | .7  | 23,031                     | .2  | 8,698                     | .1 | 8,666                   | .1 | 689,367                    | 6.0   |
|                        | M   | 103,119                          | .9   | 103,845                   | .9  | 130,492                   | 1.1 | 73,102                   | .6  | 21,681                     | .2  | 7,721                     | .1 | 8,163                   | .1 | 633,579                    | 5.5   |
|                        | F   | 17,143                           | .1   | 11,843                    | .1  | 3,282                     | -   | 1,510                    | -   | 1,350                      | -   | 977                       | -  | 503                     | -  | 55,788                     | .5    |
| 9                      | M+F | 89,268                           | .8   | 56,629                    | .5  | 81,277                    | .7  | 57,386                   | .5  | 12,210                     | .1  | 6,511                     | .1 | 3,727                   | -  | 398,869                    | 3.5   |
|                        | M   | 79,907                           | .7   | 53,235                    | .5  | 79,193                    | .7  | 55,848                   | .5  | 10,403                     | .1  | 3,549                     | -  | 3,259                   | -  | 368,400                    | 3.2   |
|                        | F   | 9,361                            | .1   | 3,394                     | -   | 2,084                     | -   | 1,538                    | -   | 1,807                      | -   | 2,962                     | -  | 468                     | -  | 30,469                     | .3    |
| 10 & above             | M+F | 35,048                           | .3   | 43,986                    | .4  | 103,715                   | .9  | 56,032                   | .5  | 31,838                     | .3  | 15,264                    | .1 | 15,065                  | .1 | 361,006                    | 3.1   |
|                        | M   | 32,440                           | .3   | 42,573                    | .4  | 100,814                   | .9  | 55,323                   | .5  | 28,260                     | .2  | 14,891                    | .1 | 12,375                  | .1 | 341,193                    | 3.0   |
|                        | F   | 2,608                            | -    | 1,413                     | -   | 2,901                     | -   | 709                      | -   | 3,578                      | -   | 373                       | -  | 2,690                   | -  | 19,813                     | .2    |
| Total                  | M+F | 1,627,559                        | 14.2 | 990,326                   | 8.6 | 1,078,547                 | 9.4 | 506,663                  | 4.4 | 160,752                    | 1.4 | 78,494                    | .7 | 73,676                  | .6 | 11,464,680                 | 100.0 |
|                        | M   | 1,340,958                        | 11.7 | 837,159                   | 7.3 | 955,097                   | 8.3 | 460,709                  | 4.0 | 135,193                    | 1.2 | 70,501                    | .6 | 58,689                  | .5 | 8,495,031                  | 74.1  |
|                        | F   | 286,601                          | 2.5  | 153,167                   | 1.3 | 123,450                   | 1.1 | 45,954                   | .4  | 25,559                     | .2  | 7,993                     | .1 | 14,987                  | .1 | 2,969,649                  | 25.9  |



Table 12a: Distribution of members of households by household size, sex and receipt group - COUNTRY - TOTAL

| Household Size | Sex | RECEIPT GROUP (BIRR) |           |             |             |             |             |             |     |           |     |           |      |
|----------------|-----|----------------------|-----------|-------------|-------------|-------------|-------------|-------------|-----|-----------|-----|-----------|------|
|                |     | Below 600            | 600 - 999 | 1000 - 1399 | 1400 - 1999 | 2000 - 2599 | 2600 - 3399 | 3400 - 4199 |     |           |     |           |      |
|                |     | No.                  | %         | No.         | %           | No.         | %           | No.         | %   | No.       | %   | No.       | %    |
| 1              | M+F | 80,837               | .1        | 112,171     | .2          | 94,962      | .2          | 84,703      | .2  | 62,570    | .1  | 19,792    | -    |
|                | M   | 14,089               | -         | 35,354      | .1          | 22,523      | -           | 22,511      | -   | 29,519    | .1  | 11,101    | -    |
|                | F   | 66,748               | .1        | 76,817      | .1          | 72,439      | .1          | 62,192      | .1  | 33,051    | .1  | 8,691     | -    |
| 2              | M+F | 69,342               | .1        | 206,147     | .4          | 272,496     | .5          | 535,179     | 1.0 | 350,693   | .6  | 350,165   | .6   |
|                | M   | 19,440               | -         | 69,099      | .1          | 92,562      | .2          | 196,878     | .4  | 145,666   | .3  | 158,869   | .3   |
|                | F   | 49,902               | .1        | 137,048     | .2          | 179,934     | .3          | 338,301     | .6  | 205,027   | .4  | 191,296   | .3   |
| 3              | M+F | 107,920              | .2        | 237,873     | .4          | 441,810     | .8          | 800,747     | 1.4 | 855,550   | 1.5 | 1,153,396 | 2.1  |
|                | M   | 34,034               | .1        | 83,004      | .1          | 207,373     | .4          | 362,097     | .6  | 360,258   | .6  | 513,518   | .9   |
|                | F   | 73,886               | .1        | 154,869     | .3          | 234,437     | .4          | 438,650     | .8  | 495,292   | .9  | 639,878   | 1.1  |
| 4              | M+F | 123,349              | .2        | 248,783     | .4          | 407,249     | .7          | 941,567     | 1.7 | 1,214,830 | 2.2 | 1,413,304 | 2.5  |
|                | M   | 47,540               | .1        | 107,984     | .2          | 171,031     | .3          | 424,705     | .8  | 595,057   | 1.1 | 667,711   | 1.2  |
|                | F   | 75,809               | .1        | 140,799     | .3          | 236,218     | .4          | 516,862     | .9  | 619,773   | 1.1 | 745,593   | 1.3  |
| 5              | M+F | 41,110               | .1        | 134,143     | .2          | 294,303     | .5          | 648,002     | 1.2 | 1,012,491 | 1.8 | 1,669,696 | 3.0  |
|                | M   | 16,738               | -         | 69,655      | .1          | 139,597     | .2          | 319,342     | .6  | 499,426   | .9  | 797,680   | 1.4  |
|                | F   | 24,372               | -         | 64,488      | .1          | 154,706     | .3          | 328,660     | .6  | 513,065   | .9  | 872,016   | 1.6  |
| 6              | M+F | 59,071               | .1        | 149,240     | .3          | 143,018     | .3          | 440,973     | .8  | 841,684   | 1.5 | 1,451,071 | 2.6  |
|                | M   | 23,175               | -         | 72,691      | .1          | 69,598      | .1          | 222,273     | .4  | 403,186   | .7  | 719,641   | 1.3  |
|                | F   | 35,896               | .1        | 76,549      | .1          | 73,420      | .1          | 218,700     | .4  | 438,498   | .8  | 731,430   | 1.3  |
| 7              | M+F | 9,757                | -         | 78,883      | .1          | 143,206     | .3          | 266,138     | .5  | 567,333   | 1.0 | 1,104,698 | 2.0  |
|                | M   | 5,439                | -         | 38,900      | .1          | 62,839      | .1          | 142,644     | .3  | 260,274   | .5  | 566,040   | 1.0  |
|                | F   | 4,318                | -         | 39,983      | .1          | 80,367      | .1          | 123,494     | .2  | 307,059   | .5  | 538,658   | 1.0  |
| 8              | M+F | 22,751               | -         | 30,196      | .1          | 76,561      | .1          | 210,901     | .4  | 143,146   | .3  | 579,130   | 1.0  |
|                | M   | 11,492               | -         | 19,745      | -           | 37,107      | .1          | 102,549     | .2  | 75,692    | .1  | 293,570   | .5   |
|                | F   | 11,259               | -         | 10,451      | -           | 39,454      | .1          | 108,352     | .2  | 67,454    | .1  | 285,560   | .5   |
| 9              | M+F | 9,739                | -         | 7,871       | -           | 16,575      | -           | 77,299      | .1  | 138,667   | .2  | 94,163    | .2   |
|                | M   | 3,856                | -         | 3,992       | -           | 7,620       | -           | 36,179      | .1  | 68,528    | .1  | 45,908    | .1   |
|                | F   | 5,883                | -         | 3,879       | -           | 8,955       | -           | 41,120      | .1  | 70,139    | .1  | 48,255    | .1   |
| 10 & above     | M+F | 10,494               | -         | 12,036      | -           | 49,890      | .1          | 29,888      | .1  | 76,879    | .1  | 161,877   | .3   |
|                | M   | 4,520                | -         | 7,039       | -           | 28,137      | .1          | 13,806      | -   | 46,057    | .1  | 83,123    | .1   |
|                | F   | 5,974                | -         | 4,997       | -           | 21,753      | -           | 16,082      | -   | 30,822    | .1  | 78,754    | .1   |
| Total          | M+F | 534,370              | 1.0       | 1,217,343   | 2.2         | 1,940,070   | 3.5         | 4,035,397   | 7.2 | 5,263,843 | 9.4 | 7,997,292 | 14.3 |
|                | M   | 180,323              | .3        | 507,463     | .9          | 838,387     | 1.5         | 1,842,984   | 3.3 | 2,483,663 | 4.4 | 3,857,161 | 6.9  |
|                | F   | 354,047              | .6        | 709,880     | 1.3         | 1,101,683   | 2.0         | 2,192,413   | 3.9 | 2,780,180 | 5.0 | 4,140,131 | 7.4  |

Table 12a: (Contd.) Distribution of members of households by household size, sex and receipt group - COUNTRY - TOTAL

| Household size | Sex | RECEIPT GROUP (BIRR) |      |             |      |             |      |            |     |              |     |             |     |              |    | Total      |       |
|----------------|-----|----------------------|------|-------------|------|-------------|------|------------|-----|--------------|-----|-------------|-----|--------------|----|------------|-------|
|                |     | 4200 - 5399          |      | 5400 - 6599 |      | 6600 - 8999 |      | 9000-12599 |     | 12600 -16199 |     | 16200-19999 |     | 20000 & over |    | No.        | %     |
|                |     | No.                  | %    | No.         | %    | No.         | %    | No.        | %   | No.          | %   | No.         | %   | No.          | %  |            |       |
| 1              | M+F | 5,129                | -    | 8,845       | -    | 6,219       | -    | 11,477     | -   | 1,216        | -   | 1,573       | -   | 205          | -  | 506,299    | .9    |
|                | M   | 2,838                | -    | 7,413       | -    | 4,962       | -    | 10,859     | -   | 1,216        | -   | 1,512       | -   | 205          | -  | 173,172    | .3    |
|                | F   | 2,291                | -    | 1,432       | -    | 1,257       | -    | 618        | -   | -            | -   | 61          | -   | -            | -  | 333,127    | .6    |
| 2              | M+F | 139,161              | .2   | 68,615      | .1   | 33,630      | .1   | 22,535     | -   | 8,794        | -   | 2,542       | -   | 4,516        | -  | 2,306,722  | 4.1   |
|                | M   | 65,021               | .1   | 29,671      | .1   | 13,734      | -    | 11,935     | -   | 5,379        | -   | 1,485       | -   | 3,240        | -  | 918,952    | 1.6   |
|                | F   | 74,140               | .1   | 38,944      | .1   | 19,896      | -    | 10,600     | -   | 3,415        | -   | 1,057       | -   | 1,276        | -  | 1,387,770  | 2.5   |
| 3              | M+F | 469,039              | .8   | 280,342     | .5   | 169,060     | .3   | 62,865     | .1  | 30,299       | .1  | 4,546       | -   | 12,876       | -  | 5,312,674  | 9.5   |
|                | M   | 199,324              | .4   | 124,698     | .2   | 87,405      | .2   | 27,253     | -   | 12,738       | -   | 2,338       | -   | 6,034        | -  | 2,346,626  | 4.2   |
|                | F   | 269,715              | .5   | 155,644     | .3   | 81,655      | .1   | 35,612     | .1  | 17,561       | -   | 2,208       | -   | 6,842        | -  | 2,966,048  | 5.3   |
| 4              | M+F | 1,166,221            | 2.1  | 493,697     | .9   | 461,797     | .8   | 152,589    | .3  | 45,762       | .1  | 41,434      | .1  | 26,757       | -  | 7,920,688  | 14.2  |
|                | M   | 580,175              | 1.0  | 240,639     | .4   | 230,385     | .4   | 72,861     | .1  | 23,778       | -   | 19,160      | -   | 12,499       | -  | 3,778,589  | 6.8   |
|                | F   | 586,046              | 1.0  | 253,058     | .5   | 231,412     | .4   | 79,728     | .1  | 21,984       | -   | 22,274      | -   | 14,258       | -  | 4,142,099  | 7.4   |
| 5              | M+F | 1,481,936            | 2.6  | 987,069     | 1.8  | 920,006     | 1.6  | 379,144    | .7  | 110,095      | .2  | 51,298      | .1  | 43,926       | .1 | 9,139,915  | 16.3  |
|                | M   | 712,863              | 1.3  | 509,756     | .9   | 472,257     | .8   | 183,164    | .3  | 60,148       | .1  | 27,650      | -   | 20,810       | -  | 4,464,696  | 8.0   |
|                | F   | 769,073              | 1.4  | 477,313     | .9   | 447,749     | .8   | 195,980    | .4  | 49,947       | .1  | 23,648      | -   | 23,116       | -  | 4,675,219  | 8.4   |
| 6              | M+F | 2,063,238            | 3.7  | 1,002,851   | 1.8  | 1,159,276   | 2.1  | 568,241    | 1.0 | 120,428      | .2  | 92,316      | .2  | 81,160       | .1 | 9,766,699  | 17.5  |
|                | M   | 1,035,432            | 1.9  | 504,374     | .9   | 593,137     | 1.1  | 292,825    | .5  | 61,327       | .1  | 53,380      | .1  | 38,730       | .1 | 4,891,364  | 8.7   |
|                | F   | 1,027,806            | 1.8  | 498,477     | .9   | 566,139     | 1.0  | 275,416    | .5  | 59,101       | .1  | 38,936      | .1  | 42,430       | .1 | 4,875,335  | 8.7   |
| 7              | M+F | 1,540,485            | 2.8  | 1,046,095   | 1.9  | 1,314,111   | 2.3  | 463,756    | .8  | 171,001      | .3  | 53,601      | .1  | 73,239       | .1 | 8,042,360  | 14.4  |
|                | M   | 801,996              | 1.4  | 573,825     | 1.0  | 676,617     | 1.2  | 235,252    | .4  | 89,129       | .2  | 27,974      | -   | 31,877       | .1 | 4,147,153  | 7.4   |
|                | F   | 738,489              | 1.3  | 472,270     | .8   | 637,494     | 1.1  | 228,504    | .4  | 81,872       | .1  | 25,627      | -   | 41,362       | .1 | 3,895,207  | 7.0   |
| 8              | M+F | 962,092              | 1.7  | 925,503     | 1.7  | 1,070,189   | 1.9  | 596,900    | 1.1 | 184,246      | .3  | 69,584      | .1  | 69,329       | .1 | 5,514,945  | 9.9   |
|                | M   | 493,643              | .9   | 475,933     | .9   | 549,054     | 1.0  | 303,872    | .5  | 92,557       | .2  | 35,388      | .1  | 36,666       | .1 | 2,833,898  | 5.1   |
|                | F   | 468,449              | .8   | 449,570     | .8   | 521,135     | .9   | 293,028    | .5  | 91,689       | .2  | 34,196      | .1  | 32,663       | .1 | 2,681,047  | 4.8   |
| 9              | M+F | 803,414              | 1.4  | 509,480     | .9   | 731,494     | 1.3  | 516,479    | .9  | 109,891      | .2  | 58,598      | .1  | 33,543       | .1 | 3,589,637  | 6.4   |
|                | M   | 422,220              | .8   | 271,453     | .5   | 381,530     | .7   | 291,163    | .5  | 59,624       | .1  | 27,582      | -   | 15,619       | -  | 1,886,235  | 3.4   |
|                | F   | 381,194              | .7   | 238,027     | .4   | 349,964     | .6   | 225,316    | .4  | 50,267       | .1  | 31,016      | .1  | 17,924       | -  | 1,703,402  | 3.0   |
| 10 and above   | M+F | 373,686              | .7   | 456,792     | .8   | 1,115,243   | 2.0  | 596,825    | 1.1 | 328,690      | .6  | 175,277     | .3  | 176,918      | .3 | 3,854,301  | 6.9   |
|                | M   | 196,819              | .4   | 235,441     | .4   | 611,870     | 1.1  | 332,293    | .6  | 159,386      | .3  | 94,908      | .2  | 86,339       | .2 | 2,053,900  | 3.7   |
|                | F   | 176,867              | .3   | 221,351     | .4   | 503,373     | .9   | 264,532    | .5  | 169,304      | .3  | 80,369      | .1  | 90,579       | .2 | 1,800,401  | 3.2   |
| Total          | M+F | 9,004,401            | 16.1 | 5,779,289   | 10.3 | 6,981,025   | 12.5 | 3,370,811  | 6.0 | 1,110,422    | 2.0 | 550,769     | 1.0 | 522,469      | .9 | 55,954,240 | 100.0 |
|                | M   | 4,510,331            | 8.1  | 2,973,203   | 5.3  | 3,620,951   | 6.5  | 1,761,477  | 3.1 | 565,282      | 1.0 | 291,377     | .5  | 252,019      | .5 | 27,494,585 | 49.1  |
|                | F   | 4,494,070            | 8.0  | 2,806,086   | 5.0  | 3,360,074   | 6.0  | 1,609,334  | 2.9 | 545,140      | 1.0 | 259,392     | .5  | 270,450      | .5 | 28,459,655 | 50.9  |

Table 13a: Distribution of members of households by age, sex and receipt group - COUNTRY - TOTAL

| Age Group   | Sex | R E C E I P T G R O U P (BIRR) |           |             |             |             |             |             |      |      |      |           |      |
|-------------|-----|--------------------------------|-----------|-------------|-------------|-------------|-------------|-------------|------|------|------|-----------|------|
|             |     | Below 600                      | 600 - 999 | 1000 - 1399 | 1400 - 1999 | 2000 - 2599 | 2600 - 3399 | 3400 - 4199 |      |      |      |           |      |
|             |     | No.                            | No.       | No.         | No.         | No.         | No.         | No.         | %    | %    | %    | %         | %    |
| 0 - 9       | M+F | 122,674                        | 337,533   | 609,746     | 1,122,540   | 2,217,733   | 2,738,486   | 4,926,555   | 4.7  | 2.4  | 4.9  | 2,655,845 | 4.7  |
|             | M   | 51,675                         | 183,719   | 327,492     | 561,354     | 1,173,209   | 1,383,939   | 2,513,358   | 2.4  | 2.4  | 2.5  | 1,358,957 | 2.4  |
|             | F   | 70,999                         | 153,814   | 282,254     | 603,997     | 1,044,534   | 1,354,547   | 2,413,196   | 2.3  | 2.3  | 2.4  | 1,296,888 | 2.3  |
| 10 - 14     | M+F | 69,876                         | 135,776   | 218,702     | 344,828     | 653,585     | 1,010,720   | 1,810,399   | 1.9  | 1.0  | 1.8  | 1,039,288 | 1.9  |
|             | M   | 26,641                         | 56,865    | 100,449     | 211,868     | 346,079     | 517,611     | 954,026     | 1.0  | 1.0  | 1.1  | 546,026   | 1.0  |
|             | F   | 43,235                         | 78,911    | 87,253      | 233,960     | 407,506     | 493,109     | 865,273     | .9   | .9   | .9   | 493,262   | .9   |
| 15 - 19     | M+F | 61,169                         | 119,668   | 186,884     | 326,261     | 507,031     | 831,371     | 1,579,089   | 1.4  | 1.4  | 1.5  | 794,089   | 1.4  |
|             | M   | 24,393                         | 51,276    | 83,698      | 193,936     | 218,738     | 384,865     | 739,346     | .7   | .7   | .7   | 396,346   | .7   |
|             | F   | 36,776                         | 68,392    | 103,186     | 232,325     | 288,293     | 446,506     | 839,743     | .7   | .7   | .8   | 397,743   | .7   |
| 20 - 24     | M+F | 43,569                         | 84,145    | 127,908     | 233,241     | 447,708     | 596,836     | 1,156,459   | 1.0  | 1.0  | 1.1  | 565,459   | 1.0  |
|             | M   | 14,738                         | 35,037    | 55,560      | 120,482     | 162,687     | 227,911     | 425,263     | .5   | .5   | .5   | 254,263   | .5   |
|             | F   | 28,831                         | 49,108    | 72,348      | 112,759     | 285,021     | 368,925     | 731,196     | .7   | .7   | .7   | 311,196   | .7   |
| 25 - 29     | M+F | 33,067                         | 87,674    | 185,688     | 358,920     | 643,821     | 827,068     | 1,537,181   | 1.0  | 1.0  | 1.1  | 537,181   | 1.0  |
|             | M   | 9,393                          | 27,567    | 55,496      | 110,776     | 219,365     | 287,692     | 523,022     | .4   | .4   | .5   | 232,022   | .4   |
|             | F   | 23,674                         | 60,107    | 130,192     | 248,144     | 424,456     | 539,376     | 1,015,159   | .5   | .5   | .6   | 305,159   | .5   |
| 30 - 34     | M+F | 26,934                         | 70,287    | 116,243     | 239,765     | 427,261     | 596,596     | 1,138,803   | .7   | .7   | .8   | 384,803   | .7   |
|             | M   | 8,149                          | 26,376    | 59,836      | 120,914     | 214,174     | 308,607     | 572,090     | .3   | .3   | .3   | 172,090   | .3   |
|             | F   | 18,785                         | 43,911    | 56,407      | 118,851     | 213,087     | 287,989     | 566,713     | .4   | .4   | .5   | 212,713   | .4   |
| 35 - 39     | M+F | 28,359                         | 72,186    | 127,000     | 210,363     | 301,355     | 451,179     | 824,743     | .8   | .8   | .8   | 424,743   | .8   |
|             | M   | 9,296                          | 23,194    | 49,202      | 74,726      | 154,638     | 199,007     | 318,705     | .3   | .3   | .3   | 184,705   | .3   |
|             | F   | 19,063                         | 48,992    | 77,798      | 135,637     | 146,717     | 252,172     | 506,038     | .5   | .5   | .5   | 240,038   | .5   |
| 40 - 44     | M+F | 23,132                         | 56,803    | 88,523      | 166,679     | 202,841     | 316,833     | 576,214     | .5   | .5   | .6   | 276,214   | .5   |
|             | M   | 9,771                          | 17,803    | 32,369      | 77,486      | 94,472      | 148,299     | 218,025     | .2   | .2   | .3   | 118,025   | .2   |
|             | F   | 13,361                         | 39,000    | 56,154      | 89,193      | 108,369     | 168,534     | 358,189     | .3   | .3   | .3   | 158,189   | .3   |
| 45 - 49     | M+F | 23,919                         | 44,974    | 64,671      | 121,724     | 135,882     | 255,759     | 458,452     | .5   | .5   | .5   | 288,452   | .5   |
|             | M   | 7,839                          | 19,543    | 29,319      | 46,962      | 74,609      | 140,341     | 263,630     | .3   | .3   | .3   | 163,630   | .3   |
|             | F   | 16,080                         | 25,431    | 35,352      | 74,762      | 61,273      | 115,418     | 224,822     | .2   | .2   | .2   | 124,822   | .2   |
| 50 - 54     | M+F | 22,223                         | 40,411    | 60,482      | 114,496     | 115,489     | 197,838     | 354,354     | .4   | .4   | .4   | 201,354   | .4   |
|             | M   | 603                            | 8,938     | 12,940      | 38,233      | 44,054      | 81,301      | 104,542     | .2   | .2   | .1   | 104,542   | .2   |
|             | F   | 21,620                         | 31,473    | 47,542      | 76,263      | 71,435      | 116,537     | 249,812     | .2   | .2   | .2   | 96,812    | .2   |
| 55 - 59     | M+F | 13,208                         | 27,018    | 47,695      | 116,310     | 92,040      | 166,830     | 294,494     | .3   | .3   | .3   | 158,494   | .3   |
|             | M   | 4,774                          | 3,246     | 9,715       | 41,779      | 33,663      | 69,911      | 76,444      | .1   | .1   | .1   | 76,444    | .1   |
|             | F   | 8,434                          | 23,772    | 37,980      | 74,531      | 58,377      | 96,919      | 218,050     | .2   | .2   | .2   | 82,050    | .2   |
| 60 - 64     | M+F | 22,415                         | 46,298    | 49,934      | 114,521     | 92,590      | 180,068     | 364,644     | .2   | .2   | .3   | 134,644   | .2   |
|             | M   | 5,222                          | 13,883    | 16,344      | 41,402      | 27,928      | 95,144      | 87,763      | .2   | .2   | .2   | 87,763    | .2   |
|             | F   | 17,193                         | 32,415    | 33,590      | 73,119      | 64,662      | 84,924      | 276,881     | .1   | .1   | .1   | 46,881    | .1   |
| 65 and over | M+F | 43,823                         | 94,570    | 107,595     | 207,750     | 220,516     | 250,706     | 486,174     | .3   | .3   | .4   | 186,174   | .3   |
|             | M   | 7,829                          | 40,015    | 45,968      | 118,879     | 118,248     | 156,534     | 115,151     | .2   | .2   | .3   | 115,151   | .2   |
|             | F   | 35,994                         | 54,555    | 61,627      | 88,871      | 102,268     | 94,172      | 271,023     | .1   | .1   | .1   | 71,023    | .1   |
| T o t a l   | M+F | 534,368                        | 1,217,343 | 2,219,407   | 3,540,398   | 7,263,844   | 9,997,290   | 17,646,740  | 13.7 | 13.7 | 14.3 | 7,646,740 | 13.7 |
|             | M   | 180,323                        | 507,462   | 838,388     | 1,842,986   | 3,263,664   | 4,857,162   | 8,809,964   | 6.8  | 6.8  | 6.9  | 3,809,964 | 6.8  |
|             | F   | 354,045                        | 709,881   | 1,381,019   | 2,697,412   | 3,999,180   | 5,140,128   | 8,836,776   | 6.9  | 6.9  | 7.4  | 3,836,776 | 6.9  |

Table 13a: (Contd.) Distribution of members of households by age, sex and receipt group - COUNTRY - TOTAL

| Age Group   | Sex | R E C E I P T G R O U P (BIRR) |                      |                      |                       |                        |                        |                         |     |           |     |         |     |         |    | T o t a l  |       |
|-------------|-----|--------------------------------|----------------------|----------------------|-----------------------|------------------------|------------------------|-------------------------|-----|-----------|-----|---------|-----|---------|----|------------|-------|
|             |     | 4200 - 5399<br>No. %           | 5400 - 6599<br>No. % | 6600 - 8999<br>No. % | 9000 - 12599<br>No. % | 12600 - 16199<br>No. % | 16200 - 19999<br>No. % | 20000 and over<br>No. % | No. | %         |     |         |     |         |    |            |       |
| 0- 9        | M+F | 3,192,602                      | 5.7                  | 1,993,942            | 3.6                   | 2,346,224              | 4.2                    | 1,091,262               | 2.0 | 338,834   | .6  | 147,377 | .3  | 100,768 | .2 | 18,669,558 | 33.4  |
|             | M   | 1,576,605                      | 2.8                  | 1,052,661            | 1.9                   | 1,250,768              | 2.2                    | 589,095                 | 1.1 | 169,951   | .3  | 79,739  | .1  | 48,498  | .1 | 9,521,851  | 17.0  |
|             | F   | 1,615,997                      | 2.9                  | 941,281              | 1.7                   | 1,095,456              | 2.0                    | 502,167                 | .9  | 168,883   | .3  | 67,638  | .1  | 52,270  | .1 | 9,147,707  | 16.3  |
| 10-14       | M+F | 1,227,522                      | 2.2                  | 828,681              | 1.5                   | 1,139,077              | 2.0                    | 565,852                 | 1.0 | 173,643   | .3  | 80,337  | .1  | 66,376  | .1 | 7,623,263  | 13.6  |
|             | M   | 623,592                        | 1.1                  | 420,494              | .8                    | 560,692                | 1.0                    | 278,362                 | .5  | 90,264    | .2  | 43,379  | .1  | 32,218  | .1 | 3,854,540  | 6.9   |
|             | F   | 603,930                        | 1.1                  | 408,187              | .7                    | 578,385                | 1.0                    | 287,490                 | .5  | 83,379    | .1  | 36,958  | .1  | 34,158  | .1 | 3,768,723  | 6.7   |
| 15-19       | M+F | 971,549                        | 1.7                  | 720,446              | 1.3                   | 873,291                | 1.6                    | 444,692                 | .8  | 182,514   | .3  | 95,006  | .2  | 84,708  | .2 | 6,298,679  | 11.3  |
|             | M   | 537,946                        | 1.0                  | 388,093              | .7                    | 475,940                | .9                     | 239,934                 | .4  | 98,977    | .2  | 49,387  | .1  | 41,070  | .1 | 3,184,599  | 5.7   |
|             | F   | 433,603                        | .8                   | 332,353              | .6                    | 397,351                | .7                     | 204,758                 | .4  | 83,537    | .1  | 45,619  | .1  | 43,638  | .1 | 3,114,080  | 5.6   |
| 20-24       | M+F | 659,593                        | 1.2                  | 391,425              | .7                    | 452,161                | .8                     | 247,948                 | .4  | 76,738    | .1  | 50,082  | .1  | 64,562  | .1 | 4,141,375  | 7.4   |
|             | M   | 326,027                        | .6                   | 202,758              | .4                    | 233,058                | .4                     | 142,170                 | .3  | 37,341    | .1  | 21,724  | .1  | 28,412  | .1 | 1,865,168  | 3.3   |
|             | F   | 333,566                        | .6                   | 188,667              | .3                    | 219,103                | .4                     | 105,778                 | .2  | 39,397    | .1  | 28,358  | .1  | 36,150  | .1 | 2,276,207  | 4.1   |
| 25-29       | M+F | 644,123                        | 1.2                  | 348,403              | .6                    | 413,679                | .7                     | 173,035                 | .3  | 50,866    | .1  | 31,682  | .1  | 52,292  | .1 | 3,987,499  | 7.1   |
|             | M   | 249,180                        | .4                   | 158,348              | .3                    | 173,584                | .3                     | 60,741                  | .1  | 29,036    | .1  | 18,415  | .1  | 28,194  | .1 | 1,719,809  | 3.1   |
|             | F   | 394,943                        | .7                   | 190,055              | .3                    | 240,095                | .4                     | 112,294                 | .2  | 21,830    | .1  | 13,267  | -   | 24,098  | -  | 2,267,690  | 4.1   |
| 30-34       | M+F | 508,148                        | .9                   | 233,238              | .4                    | 317,669                | .6                     | 147,275                 | .3  | 40,074    | .1  | 22,579  | -   | 30,874  | .1 | 2,788,746  | 5.0   |
|             | M   | 249,639                        | .4                   | 114,241              | .2                    | 137,948                | .2                     | 72,835                  | .1  | 14,113    | -   | 12,702  | -   | 13,131  | -  | 1,280,755  | 2.3   |
|             | F   | 258,509                        | .5                   | 118,997              | .2                    | 179,721                | .3                     | 74,440                  | .1  | 25,961    | -   | 9,877   | -   | 17,743  | -  | 1,507,991  | 2.7   |
| 35-39       | M+F | 379,629                        | .7                   | 286,147              | .5                    | 383,009                | .7                     | 192,392                 | .3  | 69,512    | .1  | 32,624  | .1  | 29,264  | .1 | 2,947,762  | 5.3   |
|             | M   | 175,480                        | .3                   | 100,738              | .2                    | 154,890                | .3                     | 78,160                  | .1  | 20,211    | -   | 13,588  | -   | 9,018   | -  | 1,246,853  | 2.2   |
|             | F   | 204,149                        | .4                   | 185,409              | .3                    | 228,119                | .4                     | 114,232                 | .2  | 49,301    | .1  | 19,036  | -   | 20,246  | -  | 1,700,909  | 3.0   |
| 40-44       | M+F | 379,223                        | .7                   | 244,870              | .4                    | 289,882                | .5                     | 118,001                 | .2  | 44,467    | .1  | 17,004  | -   | 27,532  | -  | 2,232,004  | 4.0   |
|             | M   | 170,443                        | .3                   | 118,045              | .2                    | 169,127                | .3                     | 57,658                  | .1  | 23,197    | -   | 5,340   | -   | 15,895  | -  | 1,057,930  | 1.9   |
|             | F   | 208,780                        | .4                   | 126,825              | .2                    | 120,755                | .2                     | 60,343                  | .1  | 21,270    | -   | 11,664  | -   | 11,637  | -  | 1,174,074  | 2.1   |
| 45-49       | M+F | 294,476                        | .5                   | 232,304              | .4                    | 225,636                | .4                     | 117,757                 | .2  | 47,205    | .1  | 21,775  | -   | 21,100  | -  | 1,895,634  | 3.4   |
|             | M   | 166,159                        | .3                   | 120,013              | .2                    | 125,389                | .2                     | 66,108                  | .1  | 32,681    | .1  | 13,816  | -   | 10,262  | -  | 1,016,671  | 1.8   |
|             | F   | 128,317                        | .2                   | 112,291              | .2                    | 100,247                | .2                     | 51,649                  | .1  | 14,524    | -   | 7,959   | -   | 10,838  | -  | 878,963    | 1.6   |
| 50-54       | M+F | 217,544                        | .4                   | 126,476              | .2                    | 165,445                | .3                     | 104,412                 | .2  | 27,619    | -   | 20,386  | -   | 13,775  | -  | 1,427,950  | 2.6   |
|             | M   | 122,465                        | .2                   | 62,721               | .1                    | 87,656                 | .2                     | 64,031                  | .1  | 19,029    | -   | 12,685  | -   | 6,644   | -  | 665,842    | 1.2   |
|             | F   | 95,079                         | .2                   | 63,755               | .1                    | 77,789                 | .1                     | 40,381                  | .1  | 8,590     | -   | 7,701   | -   | 7,131   | -  | 762,108    | 1.4   |
| 55-59       | M+F | 168,667                        | .3                   | 108,318              | .2                    | 126,675                | .2                     | 61,468                  | .1  | 21,523    | -   | 7,202   | -   | 11,613  | -  | 1,127,061  | 2.0   |
|             | M   | 91,307                         | .2                   | 72,834               | .1                    | 94,637                 | .2                     | 47,011                  | .1  | 8,419     | -   | 1,212   | -   | 8,720   | -  | 563,472    | 1.0   |
|             | F   | 77,360                         | .1                   | 35,484               | .1                    | 32,038                 | .1                     | 14,457                  | -   | 13,104    | -   | 5,990   | -   | 2,893   | -  | 563,589    | 1.0   |
| 60-64       | M+F | 154,895                        | .3                   | 88,836               | .2                    | 73,634                 | .1                     | 42,287                  | .1  | 7,511     | -   | 8,530   | -   | 8,125   | -  | 1,024,288  | 1.8   |
|             | M   | 94,961                         | .2                   | 60,427               | .1                    | 44,238                 | .1                     | 26,103                  | -   | 4,799     | -   | 7,442   | -   | 5,295   | -  | 530,951    | .9    |
|             | F   | 59,934                         | .1                   | 28,409               | .1                    | 29,396                 | .1                     | 16,184                  | -   | 2,712     | -   | 1,088   | -   | 2,830   | -  | 493,337    | .9    |
| 65 and over | M+F | 206,427                        | .4                   | 176,204              | .3                    | 174,646                | .3                     | 64,430                  | .1  | 29,918    | .1  | 16,185  | -   | 11,481  | -  | 1,790,425  | 3.2   |
|             | M   | 126,526                        | .2                   | 101,831              | .2                    | 113,026                | .2                     | 39,269                  | .1  | 17,263    | -   | 11,948  | -   | 4,663   | -  | 986,150    | 1.8   |
|             | F   | 79,901                         | .1                   | 74,373               | .1                    | 61,620                 | .1                     | 25,161                  | -   | 12,655    | -   | 4,237   | -   | 6,818   | -  | 804,275    | 1.4   |
| Total       | M+F | 9,004,398                      | 16.1                 | 5,779,290            | 10.3                  | 6,981,028              | 12.5                   | 3,370,811               | 6.0 | 1,110,424 | 2.0 | 550,769 | 1.0 | 522,470 | .9 | 55,954,244 | 100.0 |
|             | M   | 4,510,330                      | 8.1                  | 2,973,204            | 5.3                   | 3,620,953              | 6.5                    | 1,761,477               | 3.1 | 565,281   | 1.0 | 291,377 | .5  | 252,020 | .5 | 27,494,591 | 49.1  |
|             | F   | 4,494,068                      | 8.0                  | 2,806,086            | 5.0                   | 3,360,075              | 6.0                    | 1,609,334               | 2.9 | 545,143   | 1.0 | 259,392 | .5  | 270,450 | .5 | 28,459,653 | 50.9  |

Table 14a: Distribution of households by income and domestic expenditure group - COUNTRY - TOTAL

| Domestic<br>Expenditure<br>Group (Birr) | I N C O M E    G R O U P (BIRR) |     |                  |     |                    |     |                    |      |                    |      |                    |      |                    |      |
|---|---------------------------------|-----|------------------|-----|--------------------|-----|--------------------|------|--------------------|------|--------------------|------|--------------------|------|
|   | Below 600<br>No.                | %   | 600 - 999<br>No. | %   | 1000 - 1399<br>No. | %   | 1400 - 1999<br>No. | %    | 2000 - 2599<br>No. | %    | 2600 - 3399<br>No. | %    | 3400 - 4199<br>No. | %    |
| Below 600                               | 14,357                          | .1  | 303              | -   | -                  | -   | -                  | -    | -                  | -    | -                  | -    | -                  | -    |
| 600 - 999                               | 53,597                          | .5  | 33,534           | .3  | -                  | -   | 10                 | -    | 1,013              | -    | -                  | -    | -                  | -    |
| 1000 - 1399                             | 57,418                          | .5  | 106,785          | .9  | 32,676             | .3  | 10,892             | .1   | 3,323              | -    | 1,986              | -    | -                  | -    |
| 1400 - 1999                             | 101,027                         | .9  | 141,999          | 1.2 | 180,648            | 1.6 | 128,444            | 1.1  | 21,518             | .2   | 11,590             | .1   | 3,213              | -    |
| 2000 - 2599                             | 76,519                          | .7  | 124,602          | 1.1 | 193,219            | 1.7 | 319,322            | 2.8  | 155,579            | 1.4  | 48,060             | .4   | 21,102             | .2   |
| 2600 - 3399                             | 57,009                          | .5  | 99,111           | .9  | 123,597            | 1.1 | 380,394            | 3.3  | 469,036            | 4.1  | 343,091            | 3.0  | 98,341             | .9   |
| 3400 - 4199                             | 27,704                          | .2  | 50,697           | .4  | 71,966             | .6  | 160,455            | 1.4  | 327,429            | 2.9  | 576,994            | 5.0  | 327,647            | 2.9  |
| 4200 - 5399                             | 32,160                          | .3  | 34,517           | .3  | 40,665             | .4  | 104,184            | .9   | 194,938            | 1.7  | 436,077            | 3.8  | 624,815            | 5.4  |
| 5400 - 6599                             | 24,907                          | .2  | 15,425           | .1  | 19,973             | .2  | 33,429             | .3   | 40,461             | .4   | 139,899            | 1.2  | 239,275            | 2.1  |
| 6600 - 8999                             | 10,798                          | .1  | 7,270            | .1  | 8,436              | .1  | 20,198             | .2   | 38,939             | .3   | 103,821            | .9   | 104,225            | .9   |
| 9000 - 12599                            | 7,900                           | .1  | 6,138            | .1  | 3,258              | -   | 9,526              | .1   | 7,608              | .1   | 30,413             | .3   | 27,103             | .2   |
| 12600 - 16199                           | 1,724                           | -   | 680              | -   | 1,317              | -   | 3,389              | -    | 7,035              | .1   | 7,599              | .1   | 14,084             | .1   |
| 16200 - 19999                           | 137                             | -   | 33               | -   | 37                 | -   | 974                | -    | 2,047              | -    | 3,011              | -    | 867                | -    |
| 20000 and over                          | 2,654                           | -   | 764              | -   | 1,015              | -   | 1,061              | -    | 1,054              | -    | 4,193              | -    | 3,208              | -    |
| T o t a l                               | 467,911                         | 4.1 | 621,858          | 5.4 | 676,807            | 5.9 | 1,172,278          | 10.2 | 1,269,980          | 11.1 | 1,706,734          | 14.9 | 1,463,880          | 12.8 |

Table 14a: (Contd.) Distribution of households by income and domestic expenditure group - COUNTRY - TOTAL

| Domestic<br>Expenditure<br>Group (Birr) | I N C O M E   G R O U P (BIRR) |      |                        |     |                        |     |                         |     |                          |     |                          |    |                           |    | T o t a l<br>No.   % |       |
|---|--------------------------------|------|------------------------|-----|------------------------|-----|-------------------------|-----|--------------------------|-----|--------------------------|----|---------------------------|----|----------------------|-------|
|   | 4200 - 5399<br>No.   %         |      | 5400 - 6599<br>No.   % |     | 6600 - 8999<br>No.   % |     | 9000 - 12599<br>No.   % |     | 12600 - 16199<br>No.   % |     | 16200 - 19999<br>No.   % |    | 20000 and over<br>No.   % |    |                      |       |
| Below   600                             | -                              | -    | -                      | -   | -                      | -   | -                       | -   | -                        | -   | -                        | -  | -                         | -  | 14,660               | .1    |
| 600 -   999                             | -                              | -    | -                      | -   | -                      | -   | -                       | -   | -                        | -   | -                        | -  | -                         | -  | 88,154               | .8    |
| 1000 - 1399                             | -                              | -    | -                      | -   | -                      | -   | -                       | -   | -                        | -   | -                        | -  | -                         | -  | 213,080              | 1.9   |
| 1400 - 1999                             | 2,226                          | -    | 2,751                  | -   | -                      | -   | 290                     | -   | -                        | -   | -                        | -  | -                         | -  | 593,706              | 5.2   |
| 2000 - 2599                             | 9,578                          | .1   | 1,598                  | -   | 4,341                  | -   | 1,627                   | -   | -                        | -   | -                        | -  | -                         | -  | 955,547              | 8.3   |
| 2600 - 3399                             | 30,568                         | .3   | 19,562                 | .2  | 13,951                 | .1  | 7,289                   | .1  | -                        | -   | -                        | -  | -                         | -  | 1,641,949            | 14.3  |
| 3400 - 4199                             | 104,622                        | .9   | 45,406                 | .4  | 26,650                 | .2  | 9,820                   | .1  | -                        | -   | 1,661                    | -  | 499                       | -  | 1,731,550            | 15.1  |
| 4200 - 5399                             | 474,722                        | 4.1  | 124,721                | 1.1 | 57,939                 | .5  | 12,999                  | .1  | 3,010                    | -   | 431                      | -  | -                         | -  | 2,141,178            | 18.7  |
| 5400 - 6599                             | 497,240                        | 4.3  | 232,785                | 2.0 | 123,849                | 1.1 | 47,131                  | .4  | 7,795                    | .1  | 80                       | -  | 1,250                     | -  | 1,423,499            | 12.4  |
| 6600 - 8999                             | 280,296                        | 2.4  | 358,211                | 3.1 | 376,940                | 3.3 | 100,637                 | .9  | 11,184                   | .1  | 7,769                    | .1 | 1,406                     | -  | 1,430,130            | 12.5  |
| 9000 - 12599                            | 63,475                         | .6   | 104,503                | .9  | 278,893                | 2.4 | 152,844                 | 1.3 | 40,991                   | .4  | 12,653                   | .1 | 4,963                     | -  | 750,268              | 6.5   |
| 2600 - 16199                            | 18,042                         | .2   | 13,591                 | .1  | 47,206                 | .4  | 75,314                  | .7  | 36,263                   | .3  | 15,136                   | .1 | 3,402                     | -  | 244,782              | 2.1   |
| 6200 - 19999                            | 2,678                          | -    | 3,218                  | -   | 19,722                 | .2  | 23,611                  | .2  | 16,617                   | .1  | 15,072                   | .1 | 7,543                     | .1 | 95,567               | .8    |
| 0000 and over                           | 10,338                         | .1   | 3,044                  | -   | 13,252                 | .1  | 21,351                  | .2  | 13,771                   | .1  | 15,907                   | .1 | 49,003                    | .4 | 140,615              | 1.2   |
| T o t a l                               | 1,493,785                      | 13.0 | 909,390                | 7.9 | 962,743                | 8.4 | 452,913                 | 4.0 | 129,631                  | 1.1 | 68,709                   | .6 | 68,066                    | .6 | 11,464,685           | 100.0 |

Table 15a: Value of expenditure (i.e., all payments) by Expenditure Group - Country Level

| Expenditure Item            |     | E X P E N D I T U R G R O U P (B I R R) |          |           |           |           |           |           |
|-----------------------------|-----|---|----------|-----------|-----------|-----------|-----------|-----------|
|                             |     | Below 600                               | 600- 999 | 1000-1399 | 1400-1999 | 2000-2599 | 2600-3399 | 3400-4199 |
| Total- All Items            | PHH | 464.33                                  | 896.24   | 1290.71   | 1944.02   | 2570.84   | 3349.61   | 4267.04   |
|                             | PP  | 429.35                                  | 727.12   | 805.85    | 941.95    | 957.05    | 1041.96   | 1162.98   |
|                             | %   | 100.00                                  | 100.00   | 100.00    | 100.00    | 100.00    | 100.00    | 100.00    |
| FOOD                        | PHH | 308.58                                  | 585.58   | 823.70    | 1181.12   | 1597.18   | 2058.09   | 2569.19   |
|                             | PP  | 282.84                                  | 467.05   | 506.75    | 569.94    | 588.73    | 626.82    | 671.57    |
|                             | %   | 66.46                                   | 65.34    | 63.82     | 60.76     | 62.13     | 61.44     | 60.21     |
| Cereals Unmilled            | PHH | 47.72                                   | 53.86    | 59.65     | 103.55    | 142.07    | 159.49    | 211.11    |
|                             | PP  | 41.20                                   | 39.28    | 30.56     | 45.75     | 45.98     | 44.89     | 48.98     |
|                             | %   | 10.28                                   | 6.01     | 4.62      | 5.33      | 5.53      | 4.76      | 4.95      |
| Cereals Milled              | PHH | 128.65                                  | 250.16   | 400.28    | 502.89    | 664.04    | 795.17    | 1025.30   |
|                             | PP  | 116.71                                  | 201.68   | 248.74    | 226.47    | 240.88    | 237.35    | 260.07    |
|                             | %   | 27.71                                   | 27.91    | 31.01     | 25.87     | 25.83     | 23.74     | 24.03     |
| Pulses Unmilled             | PHH | 9.40                                    | 52.80    | 35.90     | 42.44     | 52.81     | 67.73     | 92.59     |
|                             | PP  | 8.73                                    | 48.46    | 16.75     | 20.80     | 19.90     | 20.92     | 22.88     |
|                             | %   | 2.02                                    | 5.89     | 2.78      | 2.18      | 2.05      | 2.02      | 2.17      |
| Pulses milled               | PHH | 13.56                                   | 42.49    | 59.36     | 86.70     | 122.32    | 142.99    | 172.38    |
|                             | PP  | 12.60                                   | 36.07    | 40.80     | 46.30     | 47.30     | 45.35     | 45.10     |
|                             | %   | 2.92                                    | 4.74     | 4.60      | 4.46      | 4.76      | 4.27      | 4.04      |
| Oil seed                    | PHH | .50                                     | 2.62     | 3.11      | 4.47      | 5.49      | 6.87      | 9.42      |
|                             | PP  | .28                                     | 2.02     | 2.02      | 2.54      | 2.03      | 2.13      | 2.39      |
|                             | %   | .11                                     | .29      | .24       | .23       | .21       | .20       | .22       |
| Cereal preparations         | PHH | -                                       | .04      | .16       | .53       | .95       | 1.43      | 2.16      |
|                             | PP  | -                                       | .04      | .10       | .38       | .75       | .64       | 1.27      |
|                             | %   | -                                       | -        | .01       | .03       | .04       | .04       | .05       |
| Bread & other prepared food | PHH | 14.29                                   | 12.75    | 24.07     | 28.11     | 30.51     | 38.39     | 43.23     |
|                             | PP  | 13.85                                   | 11.79    | 17.96     | 16.24     | 14.31     | 14.95     | 15.83     |
|                             | %   | 3.08                                    | 1.42     | 1.87      | 1.45      | 1.19      | 1.15      | 1.01      |
| Meat                        | PHH | -                                       | 5.56     | 6.00      | 18.65     | 30.10     | 55.59     | 66.92     |
|                             | PP  | -                                       | 5.55     | 4.35      | 11.42     | 15.11     | 20.37     | 21.13     |
|                             | %   | -                                       | .62      | .46       | .96       | 1.17      | 1.66      | 1.57      |
| Fish                        | PHH | -                                       | .11      | .07       | .45       | .45       | 1.48      | 1.51      |
|                             | PP  | -                                       | .11      | .07       | .40       | .13       | .45       | .39       |
|                             | %   | -                                       | .01      | .01       | .02       | .02       | .04       | .04       |
| Milk, Cheese and Egg        | PHH | .36                                     | 2.32     | 9.88      | 24.28     | 27.06     | 50.39     | 71.60     |
|                             | PP  | .36                                     | 1.18     | 4.84      | 11.08     | 9.42      | 14.60     | 19.48     |
|                             | %   | .08                                     | .26      | .77       | 1.25      | 1.05      | 1.50      | 1.68      |

Table 15a (Contd.): Value of expenditure (i.e., all payments) by Expenditure group - Country Level

| Expenditure Item            | E X P E N D I T U R G R O U P (B I R R) |           |           |           |            |             |              |               | T o t a l |
|-----------------------------|---|-----------|-----------|-----------|------------|-------------|--------------|---------------|-----------|
|                             |   | 4200-5399 | 5400-6599 | 6600-8999 | 9000-12599 | 12600-16199 | 16200 -19999 | 20,000 & over |           |
| Total- All Items            | PHH                                     | 5425.18   | 6958.53   | 8816.09   | 12037.83   | 17189.11    | 21823.36     | 39914.70      | 6273.82   |
|                             | PP                                      | 1262.09   | 1454.52   | 1699.51   | 2118.67    | 2815.95     | 3575.09      | 6553.37       | 1411.80   |
|                             | %                                       | 100.00    | 100.00    | 100.00    | 100.00     | 100.00      | 100.00       | 100.00        | 100.00    |
| FOOD                        | PHH                                     | 3194.83   | 3858.85   | 4732.99   | 5729.16    | 6744.80     | 7135.83      | 8188.60       | 3242.34   |
|                             | PP                                      | 718.05    | 772.10    | 853.93    | 924.31     | 1016.78     | 1106.05      | 1313.89       | 727.18    |
|                             | %                                       | 58.89     | 55.45     | 53.69     | 47.59      | 39.24       | 32.70        | 20.52         | 51.68     |
| Cereals Unmilled            | PHH                                     | 238.54    | 280.99    | 320.40    | 379.24     | 391.06      | 394.09       | 350.29        | 233.67    |
|                             | PP                                      | 50.34     | 52.57     | 52.90     | 55.87      | 56.49       | 51.92        | 57.87         | 49.48     |
|                             | %                                       | 4.40      | 4.04      | 3.63      | 3.15       | 2.28        | 1.81         | .88           | 3.72      |
| Cereals Milled              | PHH                                     | 1273.20   | 1502.61   | 1803.42   | 2072.17    | 2540.23     | 2369.33      | 2226.13       | 1245.87   |
|                             | PP                                      | 283.76    | 295.27    | 313.64    | 319.31     | 362.58      | 361.63       | 343.20        | 276.04    |
|                             | %                                       | 23.47     | 21.59     | 20.46     | 17.21      | 14.78       | 10.86        | 5.58          | 19.86     |
| Pulses Unmilled             | PHH                                     | 107.54    | 139.47    | 167.96    | 202.04     | 173.36      | 116.01       | 135.82        | 109.28    |
|                             | PP                                      | 22.81     | 25.86     | 28.24     | 29.45      | 26.53       | 17.59        | 21.01         | 23.78     |
|                             | %                                       | 1.98      | 2.00      | 1.91      | 1.68       | 1.01        | .53          | .34           | 1.74      |
| Pulses milled               | PHH                                     | 208.05    | 245.83    | 305.92    | 368.18     | 489.46      | 450.28       | 481.09        | 214.38    |
|                             | PP                                      | 48.21     | 49.62     | 55.23     | 58.47      | 72.74       | 67.22        | 75.81         | 49.62     |
|                             | %                                       | 3.83      | 3.53      | 3.47      | 3.06       | 2.85        | 2.06         | 1.21          | 3.42      |
| Oil seed                    | PHH                                     | 9.30      | 9.46      | 11.00     | 8.01       | 14.19       | 9.91         | 5.34          | 8.43      |
|                             | PP                                      | 2.13      | 1.83      | 1.88      | 1.09       | 1.68        | 1.20         | .80           | 2.01      |
|                             | %                                       | .17       | .14       | .12       | .07        | .08         | .05          | .01           | .13       |
| Cereal preparations         | PHH                                     | 3.31      | 5.00      | 9.82      | 18.88      | 34.35       | 59.40        | 95.21         | 6.74      |
|                             | PP                                      | 1.41      | 1.65      | 2.67      | 4.52       | 6.42        | 10.32        | 15.44         | 1.87      |
|                             | %                                       | .06       | .07       | .11       | .16        | .20         | .27          | .24           | .11       |
| Bread & other prepared food | PHH                                     | 47.64     | 59.12     | 79.34     | 111.51     | 134.70      | 267.37       | 311.55        | 58.95     |
|                             | PP                                      | 13.78     | 14.54     | 18.55     | 23.62      | 23.83       | 46.66        | 49.42         | 16.75     |
|                             | %                                       | .88       | .85       | .90       | .93        | .78         | 1.23         | .78           | .94       |
| Meat                        | PHH                                     | 114.94    | 158.62    | 265.68    | 378.66     | 613.75      | 846.89       | 1236.24       | 156.11    |
|                             | PP                                      | 29.17     | 34.86     | 56.16     | 66.16      | 100.02      | 137.25       | 195.89        | 34.88     |
|                             | %                                       | 2.12      | 2.28      | 3.01      | 3.15       | 3.57        | 3.88         | 3.10          | 2.49      |
| Fish                        | PHH                                     | 2.11      | 2.14      | 1.61      | 3.71       | 2.20        | 9.36         | 10.83         | 1.86      |
|                             | PP                                      | .51       | .40       | .36       | .65        | .58         | 1.53         | 2.01          | .44       |
|                             | %                                       | .04       | .03       | .02       | .03        | .01         | .04          | .03           | .03       |
| Milk, Cheese and Egg        | PHH                                     | 96.47     | 129.75    | 168.29    | 244.02     | 301.45      | 255.17       | 782.77        | 111.00    |
|                             | PP                                      | 20.98     | 25.85     | 29.27     | 40.15      | 47.37       | 36.32        | 136.19        | 22.88     |
|                             | %                                       | 1.78      | 1.86      | 1.91      | 2.03       | 1.75        | 1.17         | 1.96          | 1.77      |



Table 15a: Value of expenditure (i.e., all payments) by Expenditure Group - Country Level

| Expenditure Item                     | E X P E N D I T U R G R O U P (B I R R) |           |          |           |           |           |           |           |
|--------------------------------------|---|-----------|----------|-----------|-----------|-----------|-----------|-----------|
|                                      |   | Below 600 | 600- 999 | 1000-1399 | 1400-1999 | 2000-2599 | 2600-3399 | 3400-4199 |
| Oils and Fats                        | PHH                                     | .82       | 3.22     | 7.24      | 14.77     | 25.15     | 40.86     | 63.84     |
|                                      | PP                                      | .82       | 2.62     | 5.34      | 9.17      | 12.07     | 15.26     | 21.45     |
|                                      | %                                       | .18       | .36      | .56       | .76       | .98       | 1.22      | 1.50      |
| Vegetables                           | PHH                                     | 19.46     | 33.44    | 33.72     | 55.69     | 73.40     | 89.06     | 107.84    |
|                                      | PP                                      | 19.13     | 24.83    | 19.64     | 25.87     | 25.82     | 27.70     | 28.46     |
|                                      | %                                       | 4.19      | 3.73     | 2.61      | 2.86      | 2.86      | 2.66      | 2.53      |
| Fruits                               | PHH                                     | -         | .34      | 1.29      | 1.24      | 3.87      | 5.65      | 10.58     |
|                                      | PP                                      | -         | .34      | .73       | .64       | 1.56      | 1.66      | 3.88      |
|                                      | %                                       | -         | .04      | .10       | .06       | .15       | .17       | .25       |
| Spices                               | PHH                                     | 18.19     | 33.54    | 50.51     | 70.74     | 90.53     | 118.13    | 140.86    |
|                                      | PP                                      | 14.78     | 25.59    | 33.71     | 37.35     | 35.52     | 38.37     | 37.87     |
|                                      | %                                       | 3.92      | 3.74     | 3.91      | 3.64      | 3.52      | 3.53      | 3.30      |
| Potatoes, other tubers & stems       | PHH                                     | 30.35     | 45.08    | 59.89     | 128.02    | 190.25    | 298.18    | 313.15    |
|                                      | PP                                      | 30.11     | 28.86    | 31.95     | 63.67     | 64.10     | 83.05     | 77.12     |
|                                      | %                                       | 6.54      | 5.03     | 4.64      | 6.59      | 7.40      | 8.90      | 7.34      |
| Coffee, Tea, Chat & Buckthorn leaves | PHH                                     | 17.25     | 34.30    | 53.29     | 72.14     | 104.50    | 144.55    | 183.21    |
|                                      | PP                                      | 16.91     | 28.33    | 35.96     | 38.40     | 40.11     | 45.66     | 50.00     |
|                                      | %                                       | 3.71      | 3.83     | 4.13      | 3.71      | 4.06      | 4.32      | 4.29      |
| Other food items                     | PHH                                     | 8.04      | 12.96    | 19.29     | 26.44     | 33.68     | 42.15     | 53.47     |
|                                      | PP                                      | 7.36      | 10.32    | 13.21     | 13.47     | 13.74     | 13.49     | 15.25     |
|                                      | %                                       | 1.73      | 1.45     | 1.49      | 1.36      | 1.31      | 1.26      | 1.25      |
| BEVERAGES                            | PHH                                     | 6.83      | 1.20     | 1.82      | 2.09      | 3.69      | 4.82      | 7.13      |
|                                      | PP                                      | 5.58      | .57      | .88       | .88       | 1.41      | 1.57      | 1.90      |
|                                      | %                                       | 1.47      | .13      | .14       | .11       | .14       | .14       | .17       |
| Non-alcoholic                        | PHH                                     | -         | -        | .08       | .09       | .19       | .40       | .53       |
|                                      | PP                                      | -         | -        | .06       | .04       | .18       | .23       | .22       |
|                                      | %                                       | -         | -        | .01       | -         | .01       | .01       | .01       |
| Alcoholic                            | PHH                                     | 6.83      | 1.20     | 1.74      | 1.99      | 3.50      | 4.42      | 6.60      |
|                                      | PP                                      | 5.58      | .57      | .81       | .85       | 1.23      | 1.35      | 1.68      |
|                                      | %                                       | 1.47      | .13      | .13       | .10       | .14       | .13       | .15       |
| CIGARETTES AND TOBACCO               | PHH                                     | .04       | .60      | 2.62      | 5.32      | 5.39      | 8.06      | 16.95     |
|                                      | PP                                      | .04       | .45      | 2.13      | 2.00      | 2.21      | 3.16      | 4.51      |
|                                      | %                                       | .01       | .07      | .20       | .27       | .21       | .24       | .40       |

Table 15a (Contd.): Value of expenditure (i.e., all payments) by Expenditure group - Country Level

| Expenditure Item                     |     | E X P E N D I T U R G R O U P (B I R R) |           |           |            |             |              |               | T o t a l |
|--------------------------------------|-----|---|-----------|-----------|------------|-------------|--------------|---------------|-----------|
|                                      |     | 4200-5399                               | 5400-6599 | 6600-8999 | 9000-12599 | 12600-16199 | 16200 -19999 | 20,000 & over |           |
| Oils and Fats                        | PHH | 93.00                                   | 130.18    | 196.59    | 284.65     | 410.20      | 581.50       | 778.73        | 118.36    |
|                                      | PP  | 24.91                                   | 30.28     | 41.45     | 52.61      | 68.66       | 92.92        | 128.39        | 27.87     |
|                                      | %   | 1.71                                    | 1.87      | 2.23      | 2.36       | 2.39        | 2.66         | 1.95          | 1.89      |
| Vegetables                           | PHH | 124.73                                  | 151.54    | 179.94    | 230.25     | 307.40      | 354.45       | 412.29        | 133.15    |
|                                      | PP  | 29.41                                   | 31.53     | 34.28     | 40.61      | 47.46       | 57.34        | 68.38         | 31.01     |
|                                      | %   | 2.30                                    | 2.18      | 2.04      | 1.91       | 1.79        | 1.62         | 1.03          | 2.12      |
| Fruits                               | PHH | 9.86                                    | 15.13     | 36.52     | 80.95      | 18.86       | 30.34        | 57.62         | 17.76     |
|                                      | PP  | 2.83                                    | 3.32      | 8.88      | 16.59      | 3.38        | 5.00         | 9.80          | 4.37      |
|                                      | %   | .18                                     | .22       | .41       | .67        | .11         | .14          | .14           | .28       |
| Spices                               | PHH | 173.10                                  | 192.33    | 253.70    | 289.07     | 347.80      | 299.80       | 430.17        | 172.60    |
|                                      | PP  | 40.46                                   | 39.66     | 45.89     | 47.48      | 55.40       | 47.30        | 68.82         | 40.69     |
|                                      | %   | 3.19                                    | 2.76      | 2.88      | 2.40       | 2.02        | 1.37         | 1.08          | 2.75      |
| Potatoes, other tubers & stems       | PHH | 396.95                                  | 478.23    | 479.30    | 552.02     | 364.14      | 347.21       | 225.35        | 356.85    |
|                                      | PP  | 79.96                                   | 89.71     | 78.96     | 84.11      | 51.18       | 50.11        | 34.90         | 76.40     |
|                                      | %   | 7.32                                    | 6.87      | 5.44      | 4.59       | 2.12        | 1.59         | .56           | 5.69      |
| Coffee, Tea, Chat & Buckthorn Leaves | PHH | 231.23                                  | 276.76    | 344.35    | 383.96     | 432.25      | 511.85       | 357.43        | 225.61    |
|                                      | PP  | 51.80                                   | 57.59     | 64.61     | 61.77      | 65.37       | 83.90        | 60.52         | 52.09     |
|                                      | %   | 4.26                                    | 3.98      | 3.91      | 3.19       | 2.51        | 2.35         | .90           | 3.60      |
| Other food items                     | PHH | 64.86                                   | 81.69     | 109.15    | 121.84     | 169.40      | 232.88       | 291.75        | 71.74     |
|                                      | PP  | 15.59                                   | 17.56     | 20.98     | 21.86      | 27.07       | 37.83        | 45.45         | 17.00     |
|                                      | %   | 1.20                                    | 1.17      | 1.24      | 1.01       | .99         | 1.07         | .73           | 1.14      |
| BEVERAGES                            | PHH | 12.38                                   | 15.37     | 26.50     | 58.99      | 37.43       | 211.05       | 152.55        | 18.05     |
|                                      | PP  | 2.89                                    | 3.34      | 6.56      | 10.46      | 6.97        | 26.93        | 23.47         | 3.82      |
|                                      | %   | .23                                     | .22       | .30       | .49        | .22         | .97          | .38           | .29       |
| Non-alcoholic                        | PHH | 2.78                                    | 1.89      | 5.71      | 33.43      | 11.81       | 172.62       | 99.69         | 6.73      |
|                                      | PP  | .71                                     | .50       | 1.73      | 6.37       | 2.65        | 21.84        | 17.28         | 1.36      |
|                                      | %   | .05                                     | .03       | .06       | .28        | .07         | .79          | .25           | .11       |
| Alcoholic                            | PHH | 9.60                                    | 13.48     | 20.79     | 25.56      | 25.62       | 38.43        | 52.87         | 11.32     |
|                                      | PP  | 2.17                                    | 2.85      | 4.83      | 4.09       | 4.32        | 5.09         | 6.19          | 2.46      |
|                                      | %   | .18                                     | .19       | .24       | .21        | .15         | .18          | .13           | .18       |
| CIGARETTES AND TOBACCO               | PHH | 16.86                                   | 22.18     | 39.33     | 29.96      | 54.01       | 337.08       | 492.24        | 27.26     |
|                                      | PP  | 3.74                                    | 5.08      | 9.70      | 5.47       | 10.29       | 55.35        | 99.09         | 6.26      |
|                                      | %   | .31                                     | .32       | .45       | .25        | .31         | 1.54         | 1.23          | .43       |

Table 15a: Value of expenditure (i.e., all payments) by Expenditure Group - Country Level

| Expenditure Item                    |     | E X P E N D I T U R G R O U P (B I R R) |          |           |           |           |           |           |
|-------------------------------------|-----|---|----------|-----------|-----------|-----------|-----------|-----------|
|                                     |     | Below 600                               | 600- 999 | 1000-1399 | 1400-1999 | 2000-2599 | 2600-3399 | 3400-4199 |
| Cigarettes                          | PHH | -                                       | -        | 1.38      | 2.01      | 2.04      | 4.53      | 8.79      |
|                                     | PP  | -                                       | -        | 1.38      | .76       | 1.20      | 2.11      | 2.52      |
|                                     | %   | -                                       | -        | .11       | .10       | .08       | .14       | .21       |
| Tobacco'                            | PHH | .04                                     | .60      | 1.24      | 3.31      | 3.35      | 3.53      | 8.17      |
|                                     | PP  | .04                                     | .45      | .75       | 1.25      | 1.01      | 1.05      | 2.00      |
|                                     | %   | .01                                     | .07      | .10       | .17       | .13       | .11       | .19       |
| FOOD & DRINKS TAKEN AWAY FROM HOME  | PHH | .13                                     | 34.54    | 17.70     | 13.95     | 16.12     | 20.50     | 29.02     |
|                                     | PP  | .13                                     | 32.29    | 11.76     | 8.62      | 7.92      | 8.25      | 12.44     |
|                                     | %   | .03                                     | 3.85     | 1.37      | .72       | .63       | .61       | .68       |
| Food & Drinks Taken Away From Home  | PHH | .13                                     | 34.54    | 17.70     | 13.95     | 16.12     | 20.50     | 29.02     |
|                                     | PP  | .13                                     | 32.29    | 11.76     | 8.62      | 7.92      | 8.25      | 12.44     |
|                                     | %   | .03                                     | 3.85     | 1.37      | .72       | .63       | .61       | .68       |
| CLOTHING & FOOTWEAR                 | PHH | 11.33                                   | 34.21    | 60.42     | 92.63     | 138.19    | 196.56    | 273.34    |
|                                     | PP  | 11.30                                   | 29.22    | 35.54     | 46.90     | 54.48     | 65.19     | 78.33     |
|                                     | %   | 2.44                                    | 3.82     | 4.68      | 4.76      | 5.38      | 5.87      | 6.41      |
| Cloths                              | PHH | .31                                     | 3.64     | 12.35     | 18.50     | 28.40     | 40.95     | 57.51     |
|                                     | PP  | .31                                     | 2.91     | 6.63      | 9.17      | 10.30     | 13.49     | 15.22     |
|                                     | %   | .07                                     | .41      | .96       | .95       | 1.10      | 1.22      | 1.35      |
| Ready made for adults               | PHH | 11.01                                   | 19.87    | 37.31     | 54.19     | 78.42     | 109.50    | 150.06    |
|                                     | PP  | 10.97                                   | 16.03    | 21.73     | 27.25     | 30.91     | 36.41     | 43.38     |
|                                     | %   | 2.37                                    | 2.22     | 2.89      | 2.79      | 3.05      | 3.27      | 3.52      |
| Readymade for children              | PHH | -                                       | 3.32     | 1.13      | 3.80      | 8.54      | 10.81     | 18.96     |
|                                     | PP  | -                                       | 3.32     | .40       | 2.07      | 3.21      | 2.93      | 4.72      |
|                                     | %   | -                                       | .37      | .09       | .20       | .33       | .32       | .44       |
| Headwear                            | PHH | -                                       | 1.79     | .23       | .11       | .28       | .25       | .60       |
|                                     | PP  | -                                       | 1.79     | .23       | .06       | .14       | .11       | .13       |
|                                     | %   | -                                       | .20      | .02       | .01       | .01       | .01       | .01       |
| Footwear & repairs                  | PHH | .01                                     | 5.57     | 9.39      | 16.03     | 22.56     | 35.04     | 46.21     |
|                                     | PP  | .01                                     | 5.17     | 6.55      | 8.35      | 9.92      | 12.26     | 14.88     |
|                                     | %   | -                                       | .62      | .73       | .82       | .88       | 1.05      | 1.08      |
| RENT FUELS POWER WATER CONSTRUCTION | PHH | 92.74                                   | 155.04   | 258.09    | 347.06    | 424.38    | 529.55    | 647.35    |
|                                     | PP  | 85.19                                   | 127.74   | 165.57    | 172.59    | 162.42    | 168.80    | 178.25    |
|                                     | %   | 19.97                                   | 17.30    | 20.00     | 17.85     | 16.51     | 15.81     | 15.17     |
| House rent                          | PHH | 58.57                                   | 76.75    | 98.73     | 128.80    | 143.33    | 153.08    | 174.15    |
|                                     | PP  | 52.77                                   | 62.11    | 65.73     | 65.21     | 56.71     | 50.43     | 52.37     |
|                                     | %   | 12.61                                   | 8.56     | 7.65      | 6.63      | 5.58      | 4.57      | 4.08      |

Table 15a (Contd.): Value of expenditure (i.e., all payments) by Expenditure group - Country Level

| Expenditure Item                    |     | E X P E N D I T U R G R O U P (B I R R) |           |           |            |             |              |               | T o t a l |
|-------------------------------------|-----|---|-----------|-----------|------------|-------------|--------------|---------------|-----------|
|                                     |     | 4200-5399                               | 5400-6599 | 6600-8999 | 9000-12599 | 12600-16199 | 16200 -19999 | 20,000 & over |           |
| Cigarettes                          | PHH | 8.45                                    | 14.98     | 32.05     | 24.49      | 50.77       | 333.43       | 489.94        | 21.19     |
|                                     | PP  | 2.06                                    | 3.43      | 8.55      | 4.67       | 9.88        | 54.75        | 98.81         | 4.91      |
|                                     | %   | .16                                     | .22       | .36       | .20        | .30         | 1.53         | 1.23          | .34       |
| Tobacco'                            | PHH | 8.40                                    | 7.20      | 7.27      | 5.47       | 3.24        | 3.65         | 2.30          | 6.07      |
|                                     | PP  | 1.68                                    | 1.65      | 1.15      | .80        | .42         | .59          | .29           | 1.35      |
|                                     | %   | .15                                     | .10       | .08       | .05        | .02         | .02          | .01           | .10       |
| FOOD & DRINKS TAKEN AWAY FROM HOME  | PHH | 35.48                                   | 42.36     | 75.32     | 121.68     | 168.07      | 197.99       | 322.28        | 48.42     |
|                                     | PP  | 12.00                                   | 11.79     | 20.06     | 31.77      | 31.73       | 39.01        | 65.61         | 14.73     |
|                                     | %   | .65                                     | .61       | .85       | 1.01       | .98         | .91          | .81           | .77       |
| Food & Drinks Taken Away From Home  | PHH | 35.48                                   | 42.36     | 75.32     | 121.68     | 168.07      | 197.99       | 322.28        | 48.42     |
|                                     | PP  | 12.00                                   | 11.79     | 20.06     | 31.77      | 31.73       | 39.01        | 65.61         | 14.73     |
|                                     | %   | .65                                     | .61       | .85       | 1.01       | .98         | .91          | .81           | .77       |
| CLOTHING & FOOTWEAR                 | PHH | 372.41                                  | 523.80    | 765.17    | 1239.30    | 1776.07     | 2474.84      | 3390.95       | 498.43    |
|                                     | PP  | 89.57                                   | 114.36    | 154.07    | 229.90     | 281.26      | 392.20       | 578.88        | 110.60    |
|                                     | %   | 6.86                                    | 7.53      | 8.68      | 10.30      | 10.33       | 11.34        | 8.50          | 7.94      |
| Cloths                              | PHH | 75.27                                   | 103.12    | 145.74    | 230.74     | 310.18      | 333.33       | 478.56        | 93.55     |
|                                     | PP  | 18.07                                   | 21.85     | 26.96     | 38.53      | 46.94       | 49.79        | 62.67         | 19.87     |
|                                     | %   | 1.39                                    | 1.48      | 1.65      | 1.92       | 1.80        | 1.53         | 1.20          | 1.49      |
| Ready made for adults               | PHH | 198.92                                  | 284.73    | 408.62    | 639.00     | 906.15      | 1284.39      | 1867.21       | 266.80    |
|                                     | PP  | 46.93                                   | 62.30     | 83.23     | 126.39     | 144.51      | 205.27       | 345.64        | 60.48     |
|                                     | %   | 3.67                                    | 4.09      | 4.63      | 5.31       | 5.27        | 5.89         | 4.68          | 4.25      |
| Readymade for children              | PHH | 28.00                                   | 33.24     | 56.08     | 102.20     | 113.89      | 169.48       | 211.98        | 34.85     |
|                                     | PP  | 6.37                                    | 7.06      | 10.67     | 16.23      | 16.63       | 25.22        | 33.24         | 6.97      |
|                                     | %   | .52                                     | .48       | .64       | .85        | .66         | .78          | .53           | .56       |
| Headwear                            | PHH | .35                                     | 1.35      | 1.45      | 2.60       | 1.86        | 4.18         | 5.00          | .89       |
|                                     | PP  | .08                                     | .28       | .36       | .47        | .43         | 1.20         | .85           | .22       |
|                                     | %   | .01                                     | .02       | .02       | .02        | .01         | .02          | .01           | .01       |
| Footwear & repairs                  | PHH | 69.87                                   | 101.36    | 153.29    | 264.76     | 443.99      | 683.46       | 828.21        | 102.34    |
|                                     | PP  | 18.12                                   | 22.88     | 32.84     | 48.28      | 72.75       | 110.71       | 136.47        | 23.06     |
|                                     | %   | 1.29                                    | 1.46      | 1.74      | 2.20       | 2.58        | 3.13         | 2.07          | 1.63      |
| RENT FUELS POWER WATER CONSTRUCTION | PHH | 772.59                                  | 948.39    | 1128.46   | 1583.21    | 2198.83     | 3119.71      | 7177.99       | 900.48    |
|                                     | PP  | 183.07                                  | 204.05    | 223.99    | 301.53     | 377.34      | 581.34       | 1270.06       | 213.42    |
|                                     | %   | 14.24                                   | 13.63     | 12.80     | 13.15      | 12.79       | 14.30        | 17.98         | 14.35     |
| House rent                          | PHH | 203.38                                  | 255.47    | 314.39    | 485.53     | 829.70      | 1615.24      | 4235.33       | 293.16    |
|                                     | PP  | 51.42                                   | 58.29     | 69.27     | 102.51     | 142.44      | 315.12       | 736.47        | 71.89     |
|                                     | %   | 3.75                                    | 3.67      | 3.57      | 4.03       | 4.83        | 7.40         | 10.61         | 4.67      |

Table 15a: Value of expenditure (i.e., all payments) by Expenditure Group - Country Level

| Expenditure Item                    |     | E X P E N D I T U R G R O U P (B I R R) |          |           |           |           |           |           |
|-------------------------------------|-----|---|----------|-----------|-----------|-----------|-----------|-----------|
|                                     |     | Below 600                               | 600- 999 | 1000-1399 | 1400-1999 | 2000-2599 | 2600-3399 | 3400-4199 |
| Construction Materials              | PHH | .50                                     | 1.64     | 3.89      | 8.34      | 7.32      | 12.39     | 13.35     |
|                                     | PP  | .50                                     | 1.42     | 2.24      | 5.02      | 2.69      | 3.84      | 4.11      |
|                                     | %   | .11                                     | .18      | .30       | .43       | .28       | .37       | .31       |
| Water charge/Imputed                | PHH | 12.37                                   | 13.42    | 24.71     | 33.98     | 42.77     | 55.27     | 66.68     |
|                                     | PP  | 11.03                                   | 10.73    | 14.92     | 15.79     | 15.15     | 16.23     | 16.82     |
|                                     | %   | 2.66                                    | 1.50     | 1.91      | 1.75      | 1.66      | 1.65      | 1.56      |
| Fuel & Power                        | PHH | 21.30                                   | 63.23    | 130.76    | 175.94    | 230.97    | 308.82    | 393.17    |
|                                     | PP  | 20.89                                   | 53.47    | 82.69     | 86.56     | 87.88     | 98.30     | 104.95    |
|                                     | %   | 4.59                                    | 7.06     | 10.13     | 9.05      | 8.98      | 9.22      | 9.21      |
| FURNITURE, FURNISHINGS HH.EQUIPMENT | PHH | 4.11                                    | 20.36    | 29.36     | 52.70     | 66.39     | 95.64     | 127.09    |
|                                     | PP  | 3.72                                    | 16.82    | 20.07     | 27.72     | 27.18     | 32.65     | 37.29     |
|                                     | %   | .88                                     | 2.27     | 2.27      | 2.71      | 2.58      | 2.86      | 2.98      |
| Furniture, fixture....              | PHH | -                                       | .05      | .47       | .95       | 1.53      | 2.68      | 5.67      |
|                                     | PP  | -                                       | .05      | .37       | .54       | .72       | 1.15      | 2.20      |
|                                     | %   | -                                       | .01      | .04       | .05       | .06       | .08       | .13       |
| Furnishings & repairs               | PHH | -                                       | 1.69     | 3.68      | 7.50      | 7.57      | 13.60     | 20.66     |
|                                     | PP  | -                                       | 1.22     | 2.73      | 4.50      | 3.33      | 5.00      | 6.46      |
|                                     | %   | -                                       | .19      | .29       | .39       | .29       | .41       | .48       |
| Heating & Cooking appliances        | PHH | .08                                     | .04      | .06       | .21       | .62       | .44       | .74       |
|                                     | PP  | .08                                     | .04      | .04       | .08       | .24       | .16       | .22       |
|                                     | %   | .02                                     | -        | -         | .01       | .02       | .01       | .02       |
| Wooden ware                         | PHH | -                                       | -        | .41       | .61       | .70       | 1.06      | 2.01      |
|                                     | PP  | -                                       | -        | .33       | .24       | .25       | .33       | .54       |
|                                     | %   | -                                       | -        | .03       | .03       | .03       | .03       | .05       |
| Earthenware                         | PHH | 1.60                                    | 4.23     | 4.56      | 8.28      | 10.48     | 15.59     | 18.00     |
|                                     | PP  | 1.31                                    | 3.12     | 2.88      | 4.48      | 4.12      | 5.24      | 4.63      |
|                                     | %   | .35                                     | .47      | .35       | .43       | .41       | .47       | .42       |
| Straw & Bamboo                      | PHH | -                                       | 1.10     | 1.82      | 2.95      | 1.99      | 4.01      | 4.76      |
|                                     | PP  | -                                       | 1.05     | 1.37      | 1.57      | .87       | 1.28      | 1.26      |
|                                     | %   | -                                       | .12      | .14       | .15       | .08       | .12       | .11       |
| Metalware                           | PHH | -                                       | 1.70     | 2.70      | 4.20      | 3.97      | 7.70      | 10.88     |
|                                     | PP  | -                                       | 1.70     | 1.68      | 1.73      | 1.49      | 2.47      | 3.25      |
|                                     | %   | -                                       | .19      | .21       | .22       | .15       | .23       | .25       |

Table 15a (Contd.): Value of expenditure (i.e., all payments) by Expenditure group - Country Level

| Expenditure Item                    |     | E X P E N D I T U R G R O U P (B I R R) |           |           |            |             |              |               | T o t a l |
|-------------------------------------|-----|---|-----------|-----------|------------|-------------|--------------|---------------|-----------|
|                                     |     | 4200-5399                               | 5400-6599 | 6600-8999 | 9000-12599 | 12600-16199 | 16200 -19999 | 20,000 & over |           |
| Construction Materials              | PHH | 26.54                                   | 41.80     | 62.02     | 218.41     | 393.06      | 548.38       | 1329.31       | 66.36     |
|                                     | PP  | 6.69                                    | 9.65      | 12.07     | 47.41      | 87.19       | 110.44       | 281.10        | 14.99     |
|                                     | %   | .49                                     | .60       | .70       | 1.81       | 2.29        | 2.51         | 3.33          | 1.06      |
| Water charge/Imputed                | PHH | 75.90                                   | 90.68     | 107.41    | 127.52     | 181.61      | 186.20       | 192.12        | 78.85     |
|                                     | PP  | 17.19                                   | 18.53     | 19.25     | 20.91      | 29.66       | 28.31        | 31.84         | 17.86     |
|                                     | %   | 1.40                                    | 1.30      | 1.22      | 1.06       | 1.06        | .85          | .48           | 1.26      |
| Fuel & Power                        | PHH | 466.78                                  | 560.44    | 644.64    | 751.75     | 794.46      | 769.88       | 1421.23       | 462.10    |
|                                     | PP  | 107.77                                  | 117.58    | 123.39    | 130.70     | 118.05      | 127.47       | 220.66        | 108.67    |
|                                     | %   | 8.60                                    | 8.05      | 7.31      | 6.24       | 4.62        | 3.53         | 3.56          | 7.37      |
| FURNITURE, FURNISHINGS HH.EQUIPMENT | PHH | 168.47                                  | 233.90    | 322.21    | 605.30     | 978.60      | 1328.11      | 3079.65       | 251.91    |
|                                     | PP  | 42.07                                   | 52.20     | 71.01     | 123.19     | 164.18      | 229.41       | 511.85        | 57.47     |
|                                     | %   | 3.11                                    | 3.36      | 3.65      | 5.03       | 5.69        | 6.09         | 7.72          | 4.02      |
| Furniture, fixture....              | PHH | 7.34                                    | 13.10     | 25.05     | 65.56      | 134.34      | 270.41       | 866.59        | 27.59     |
|                                     | PP  | 2.28                                    | 3.59      | 7.64      | 15.58      | 26.34       | 54.36        | 153.95        | 6.34      |
|                                     | %   | .14                                     | .19       | .28       | .54        | .78         | 1.24         | 2.17          | .44       |
| Furnishings & repairs               | PHH | 23.42                                   | 39.72     | 55.61     | 130.31     | 204.31      | 306.30       | 327.68        | 41.87     |
|                                     | PP  | 6.13                                    | 9.48      | 13.81     | 26.98      | 37.17       | 47.15        | 55.19         | 9.94      |
|                                     | %   | .43                                     | .57       | .63       | 1.08       | 1.19        | 1.40         | .82           | .67       |
| Heating & Cooking appliances        | PHH | 8.69                                    | 2.50      | 3.68      | 39.86      | 54.16       | 52.48        | 507.88        | 13.06     |
|                                     | PP  | 2.43                                    | .46       | .68       | 6.87       | 11.10       | 13.18        | 84.71         | 2.51      |
|                                     | %   | .16                                     | .04       | .04       | .33        | .32         | .24          | 1.27          | .21       |
| Wooden ware                         | PHH | 1.95                                    | 3.19      | 4.14      | 5.32       | 9.05        | 18.02        | 11.15         | 2.66      |
|                                     | PP  | .47                                     | .77       | 1.11      | 1.11       | 1.61        | 3.17         | 1.57          | .64       |
|                                     | %   | .04                                     | .05       | .05       | .04        | .05         | .08          | .03           | .04       |
| Earthenware                         | PHH | 19.88                                   | 25.20     | 30.22     | 43.02      | 45.39       | 47.52        | 66.14         | 21.98     |
|                                     | PP  | 4.57                                    | 4.98      | 5.66      | 6.65       | 7.29        | 7.00         | 10.63         | 5.06      |
|                                     | %   | .37                                     | .36       | .34       | .36        | .26         | .22          | .17           | .35       |
| Straw & Bamboo                      | PHH | 6.16                                    | 7.65      | 9.78      | 17.83      | 40.61       | 54.40        | 18.18         | 7.69      |
|                                     | PP  | 1.46                                    | 1.67      | 1.94      | 3.13       | 6.82        | 8.01         | 2.49          | 1.73      |
|                                     | %   | .11                                     | .11       | .11       | .15        | .24         | .25          | .05           | .12       |
| Metalware                           | PHH | 13.56                                   | 18.46     | 26.20     | 35.86      | 53.36       | 114.61       | 151.20        | 17.75     |
|                                     | PP  | 3.41                                    | 4.44      | 6.13      | 6.79       | 8.03        | 19.15        | 25.49         | 4.14      |
|                                     | %   | .25                                     | .27       | .30       | .30        | .31         | .53          | .38           | .28       |

Table 15a: Value of expenditure (i.e., all payments) by Expenditure Group - Country Level

| Expenditure Item                          |     | E X P E N D I T U R G R O U P (B I R R) |          |           |           |           |           |           |
|---|-----|---|----------|-----------|-----------|-----------|-----------|-----------|
|   |     | Below 600                               | 600- 999 | 1000-1399 | 1400-1999 | 2000-2599 | 2600-3399 | 3400-4199 |
| Plastic ware                              | PHH | .10                                     | 1.10     | 1.55      | 3.07      | 4.39      | 7.43      | 9.19      |
|   | PP  | .10                                     | 1.01     | 1.06      | 1.39      | 1.82      | 2.60      | 2.57      |
|   | %   | .02                                     | .12      | .12       | .16       | .17       | .22       | .22       |
| Glass ware                                | PHH | -                                       | -        | -         | .21       | .12       | .25       | .45       |
|   | PP  | -                                       | -        | -         | .20       | .07       | .11       | .20       |
|   | %   | -                                       | -        | -         | .01       | -         | .01       | .01       |
| Other Household Equipment                 | PHH | -                                       | .74      | .78       | 1.14      | 3.13      | 2.21      | 2.85      |
|   | PP  | -                                       | .74      | .55       | .59       | 1.56      | .86       | .90       |
|   | %   | -                                       | .08      | .06       | .06       | .12       | .07       | .07       |
| Household operation                       | PHH | .34                                     | 3.92     | 5.65      | 9.21      | 14.80     | 19.56     | 22.41     |
|   | PP  | .30                                     | 3.49     | 3.93      | 5.12      | 6.56      | 6.85      | 6.94      |
|   | %   | .07                                     | .44      | .44       | .47       | .58       | .58       | .53       |
| Domestic service                          | PHH | .29                                     | .30      | .41       | .13       | .48       | 1.05      | 2.46      |
|   | PP  | .29                                     | .30      | .40       | .07       | .19       | .49       | 1.17      |
|   | %   | .06                                     | .03      | .03       | .01       | .02       | .03       | .06       |
| Service Charges                           | PHH | 1.69                                    | 5.49     | 7.27      | 14.25     | 16.61     | 20.06     | 27.01     |
|   | PP  | 1.63                                    | 4.10     | 4.72      | 7.20      | 5.95      | 6.13      | 6.95      |
|   | %   | .36                                     | .61      | .56       | .73       | .65       | .60       | .63       |
| MEDICAL CARE & HEALTH EXPENSES            | PHH | 2.60                                    | 1.38     | 8.25      | 10.75     | 12.67     | 24.40     | 26.33     |
|   | PP  | 2.60                                    | 1.34     | 5.94      | 4.71      | 4.91      | 7.78      | 7.23      |
|   | %   | .56                                     | .15      | .64       | .55       | .49       | .73       | .62       |
| Pharmaceutical products herbicides        | PHH | 2.60                                    | 1.30     | 7.45      | 8.87      | 10.65     | 17.52     | 20.85     |
|   | PP  | 2.60                                    | 1.26     | 5.59      | 3.83      | 4.03      | 5.36      | 5.75      |
|   | %   | .56                                     | .14      | .58       | .46       | .41       | .52       | .49       |
| Medical expences on gov't Health stations | PHH | -                                       | .01      | .41       | .85       | .48       | 1.08      | 1.73      |
|   | PP  | -                                       | .01      | .21       | .42       | .19       | .35       | .54       |
|   | %   | -                                       | -        | .03       | .04       | .02       | .03       | .04       |
| Medical expences on priv. Health stations | PHH | -                                       | -        | -         | .12       | 1.00      | 2.13      | 1.39      |
|   | PP  | -                                       | -        | -         | .07       | .45       | 1.10      | .31       |
|   | %   | -                                       | -        | -         | .01       | .04       | .06       | .03       |
| Other Medical expences                    | PHH | -                                       | .07      | .40       | .91       | .54       | 3.67      | 2.37      |
|   | PP  | -                                       | .07      | .15       | .40       | .24       | .97       | .62       |
|   | %   | -                                       | .01      | .03       | .05       | .02       | .11       | .06       |
| TRANSPORT AND COMMUNICATIONS              | PHH | .10                                     | 3.48     | 5.66      | 6.92      | 10.72     | 19.47     | 24.36     |
|   | PP  | .10                                     | 3.47     | 4.25      | 3.75      | 4.66      | 7.65      | 8.77      |
|   | %   | .02                                     | .39      | .44       | .36       | .42       | .58       | .57       |

Table 15a (Contd.): Value of expenditure (i.e., all payments) by Expenditure group - Country Level

| Expenditure Item                          | E X P E N D I T U R G R O U P (B I R R) |           |           |           |            |             |              | T o t a l |
|---|---|-----------|-----------|-----------|------------|-------------|--------------|-----------|
|   |   | 4200-5399 | 5400-6599 | 6600-8999 | 9000-12599 | 12600-16199 | 16200 -19999 |           |
| Plastic ware                              | PHH                                     | 12.03     | 15.39     | 21.42     | 33.73      | 49.02       | 63.64        | 17.36     |
|   | PP                                      | 3.05      | 3.36      | 4.18      | 6.16       | 7.03        | 9.91         | 3.68      |
|   | %                                       | .22       | .22       | .24       | .28        | .29         | .29          | .28       |
| Glass ware                                | PHH                                     | .34       | 1.03      | 1.92      | 1.97       | 3.66        | 9.48         | .93       |
|   | PP                                      | .10       | .23       | .67       | .49        | .67         | 1.49         | .27       |
|   | %                                       | .01       | .01       | .02       | .02        | .02         | .04          | .01       |
| Other Household Equipment                 | PHH                                     | 4.73      | 7.76      | 10.43     | 16.33      | 20.54       | 46.72        | 7.73      |
|   | PP                                      | 1.18      | 1.91      | 2.20      | 3.64       | 3.29        | 7.91         | 1.78      |
|   | %                                       | .09       | .11       | .12       | .14        | .12         | .21          | .12       |
| Household operation                       | PHH                                     | 30.89     | 42.87     | 56.21     | 84.13      | 115.32      | 154.38       | 37.96     |
|   | PP                                      | 7.85      | 9.76      | 11.72     | 18.65      | 18.68       | 25.33        | 9.33      |
|   | %                                       | .57       | .62       | .64       | .70        | .67         | .71          | .61       |
| Domestic service                          | PHH                                     | 4.98      | 11.36     | 17.98     | 57.57      | 109.73      | 118.08       | 17.29     |
|   | PP                                      | 1.45      | 2.72      | 4.41      | 15.82      | 15.37       | 21.59        | 3.83      |
|   | %                                       | .09       | .16       | .20       | .48        | .64         | .54          | .28       |
| Service Charges                           | PHH                                     | 34.50     | 45.67     | 59.56     | 73.79      | 139.11      | 72.07        | 38.04     |
|   | PP                                      | 7.68      | 8.84      | 10.86     | 11.32      | 20.78       | 11.16        | 8.21      |
|   | %                                       | .64       | .66       | .68       | .61        | .81         | .33          | .61       |
| MEDICAL CARE & HEALTH EXPENSES            | PHH                                     | 39.38     | 57.42     | 86.15     | 131.85     | 180.97      | 330.79       | 60.42     |
|   | PP                                      | 9.17      | 13.38     | 18.60     | 21.63      | 26.65       | 53.48        | 13.93     |
|   | %                                       | .73       | .83       | .98       | 1.10       | 1.05        | 1.52         | .96       |
| Pharmaceutical products herbicides        | PHH                                     | 29.19     | 42.38     | 68.06     | 94.43      | 149.78      | 220.33       | 46.49     |
|   | PP                                      | 6.77      | 9.50      | 14.79     | 14.89      | 21.18       | 34.69        | 10.83     |
|   | %                                       | .54       | .61       | .77       | .78        | .87         | 1.01         | .74       |
| Medical expences on gov't Health stations | PHH                                     | 2.19      | 3.02      | 5.24      | 12.47      | 14.58       | 46.51        | 4.41      |
|   | PP                                      | .48       | .72       | 1.05      | 2.50       | 2.26        | 8.02         | .92       |
|   | %                                       | .04       | .04       | .06       | .10        | .08         | .21          | .07       |
| Medical expences on priv. Health stations | PHH                                     | 4.63      | 8.08      | 7.22      | 21.61      | 11.22       | 52.70        | 6.08      |
|   | PP                                      | 1.10      | 2.31      | 1.59      | 3.68       | 2.37        | 8.59         | 1.40      |
|   | %                                       | .09       | .12       | .08       | .18        | .07         | .24          | .10       |
| Other Medical expences                    | PHH                                     | 3.36      | 3.95      | 5.63      | 3.34       | 5.39        | 11.26        | 3.44      |
|   | PP                                      | .82       | .86       | 1.17      | .56        | .85         | 2.18         | .78       |
|   | %                                       | .06       | .06       | .06       | .03        | .03         | .05          | .05       |
| TRANSPORT AND COMMUNICATIONS              | PHH                                     | 46.58     | 71.33     | 115.01    | 221.77     | 493.40      | 657.14       | 102.97    |
|   | PP                                      | 13.38     | 19.26     | 27.44     | 48.37      | 82.89       | 111.08       | 22.68     |
|   | %                                       | .86       | 1.03      | 1.30      | 1.84       | 2.87        | 3.01         | 1.64      |



Table 15a: Value of expenditure (i.e., all payments) by Expenditure Group - Country Level

| Expenditure Item                   |     | E X P E N D I T U R G R O U P (B I R R) |          |           |           |           |           |           |
|------------------------------------|-----|---|----------|-----------|-----------|-----------|-----------|-----------|
|                                    |     | Below 600                               | 600- 999 | 1000-1399 | 1400-1999 | 2000-2599 | 2600-3399 | 3400-4199 |
| Transport                          | PHH | -                                       | .21      | .69       | 1.64      | 1.94      | 4.62      | 5.89      |
|                                    | PP  | -                                       | .19      | .57       | .88       | .88       | 1.88      | 2.11      |
|                                    | %   | -                                       | .02      | .05       | .08       | .08       | .14       | .14       |
| Public transport                   | PHH | .10                                     | 3.27     | 4.78      | 5.27      | 8.65      | 14.63     | 18.31     |
|                                    | PP  | .10                                     | 3.27     | 3.64      | 2.87      | 3.71      | 5.64      | 6.58      |
|                                    | %   | .02                                     | .37      | .37       | .27       | .34       | .44       | .43       |
| Communication                      | PHH | -                                       | -        | .19       | -         | .13       | .21       | .15       |
|                                    | PP  | -                                       | -        | .04       | -         | .07       | .13       | .08       |
|                                    | %   | -                                       | -        | .01       | -         | -         | .01       | -         |
| RECREATION,ENTERTAINMENT EDUCATION | PHH | .06                                     | .97      | 2.90      | 5.78      | 8.61      | 13.17     | 17.54     |
|                                    | PP  | .06                                     | .60      | 1.54      | 2.94      | 3.40      | 3.92      | 4.84      |
|                                    | %   | .01                                     | .11      | .22       | .30       | .33       | .39       | .41       |
| Equipment & accessories            | PHH | -                                       | -        | -         | .52       | 1.02      | 1.21      | 2.22      |
|                                    | PP  | -                                       | -        | -         | .47       | .55       | .46       | .93       |
|                                    | %   | -                                       | -        | -         | .03       | .04       | .04       | .05       |
| Entertainment & Recreational       | PHH | -                                       | -        | .03       | .01       | .09       | .29       | .23       |
|                                    | PP  | -                                       | -        | .02       | .01       | .07       | .09       | .11       |
|                                    | %   | -                                       | -        | -         | -         | -         | .01       | .01       |
| Reading                            | PHH | -                                       | -        | -         | -         | .02       | .28       | .08       |
|                                    | PP  | -                                       | -        | -         | -         | .01       | .12       | .02       |
|                                    | %   | -                                       | -        | -         | -         | -         | .01       | -         |
| Education                          | PHH | .06                                     | .97      | 2.86      | 5.25      | 7.49      | 11.40     | 15.01     |
|                                    | PP  | .06                                     | .60      | 1.52      | 2.47      | 2.76      | 3.25      | 3.78      |
|                                    | %   | .01                                     | .11      | .22       | .27       | .29       | .34       | .35       |
| PERSONAL CARE & EFFECTS            | PHH | .71                                     | 3.07     | 4.84      | 9.80      | 13.25     | 16.36     | 21.78     |
|                                    | PP  | .71                                     | 2.64     | 3.24      | 5.19      | 5.76      | 5.68      | 6.84      |
|                                    | %   | .15                                     | .34      | .37       | .50       | .52       | .49       | .51       |
| Personal care                      | PHH | .69                                     | 1.85     | 2.06      | 4.64      | 8.44      | 9.68      | 11.86     |
|                                    | PP  | .69                                     | 1.55     | 1.34      | 2.36      | 3.43      | 3.11      | 3.51      |
|                                    | %   | .15                                     | .21      | .16       | .24       | .33       | .29       | .28       |
| Personal effects                   | PHH | .02                                     | .42      | 2.01      | 2.83      | 3.46      | 4.86      | 5.64      |
|                                    | PP  | .02                                     | .29      | 1.38      | 1.61      | 1.59      | 1.88      | 1.70      |
|                                    | %   | -                                       | .05      | .16       | .15       | .13       | .15       | .13       |

Table 15a (Contd.): Value of expenditure (i.e., all payments) by Expenditure group - Country Level

| Expenditure Item                    |     | E X P E N D I T U R G R O U P (B I R R) |           |           |            |             |              |               | T o t a l |
|-------------------------------------|-----|---|-----------|-----------|------------|-------------|--------------|---------------|-----------|
|                                     |     | 4200-5399                               | 5400-6599 | 6600-8999 | 9000-12599 | 12600-16199 | 16200 -19999 | 20,000 & over |           |
| Transport                           | PHH | 9.47                                    | 16.32     | 24.36     | 72.10      | 123.00      | 180.00       | 882.76        | 28.32     |
|                                     | PP  | 2.27                                    | 3.74      | 5.77      | 15.83      | 18.24       | 28.33        | 152.30        | 5.86      |
|                                     | %   | .17                                     | .23       | .28       | .60        | .72         | .82          | 2.21          | .45       |
| Public transport                    | PHH | 36.61                                   | 53.51     | 86.60     | 131.63     | 237.12      | 367.03       | 1184.79       | 61.52     |
|                                     | PP  | 10.90                                   | 14.91     | 20.67     | 29.00      | 41.59       | 62.87        | 183.47        | 14.38     |
|                                     | %   | .67                                     | .77       | .98       | 1.09       | 1.38        | 1.68         | 2.97          | .98       |
| Communication                       | PHH | .50                                     | 1.50      | 4.05      | 18.04      | 133.28      | 110.11       | 597.83        | 13.13     |
|                                     | PP  | .21                                     | .62       | 1.00      | 3.54       | 23.06       | 19.88        | 104.26        | 2.45      |
|                                     | %   | .01                                     | .02       | .05       | .15        | .78         | .50          | 1.50          | .21       |
| RECREATION, ENTERTAINMENT EDUCATION | PHH | 31.38                                   | 55.68     | 77.28     | 145.31     | 260.04      | 531.18       | 1165.52       | 61.81     |
|                                     | PP  | 7.72                                    | 12.73     | 16.56     | 27.28      | 48.94       | 92.87        | 192.80        | 12.82     |
|                                     | %   | .58                                     | .80       | .88       | 1.21       | 1.51        | 2.43         | 2.92          | .99       |
| Equipment & accessories             | PHH | 6.36                                    | 12.01     | 19.96     | 50.31      | 78.42       | 208.57       | 417.33        | 17.61     |
|                                     | PP  | 2.04                                    | 4.18      | 5.61      | 11.46      | 15.30       | 39.15        | 72.84         | 4.17      |
|                                     | %   | .12                                     | .17       | .23       | .42        | .46         | .96          | 1.05          | .28       |
| Entertainment & Recreational        | PHH | .77                                     | 1.01      | 1.87      | 3.61       | 7.18        | 14.36        | 41.99         | 1.61      |
|                                     | PP  | .23                                     | .40       | .62       | .76        | 1.35        | 2.48         | 6.74          | .39       |
|                                     | %   | .01                                     | .01       | .02       | .03        | .04         | .07          | .11           | .03       |
| Reading                             | PHH | .19                                     | .13       | .61       | 1.74       | 1.12        | 2.56         | 22.91         | .62       |
|                                     | PP  | .07                                     | .07       | .13       | .50        | .20         | .34          | 9.59          | .22       |
|                                     | %   | -                                       | -         | .01       | .01        | .01         | .01          | .06           | .01       |
| Education                           | PHH | 24.06                                   | 42.53     | 54.85     | 89.65      | 173.33      | 305.69       | 683.29        | 41.97     |
|                                     | PP  | 5.39                                    | 8.07      | 10.19     | 14.57      | 32.08       | 50.90        | 103.63        | 8.04      |
|                                     | %   | .44                                     | .61       | .62       | .74        | 1.01        | 1.40         | 1.71          | .67       |
| PERSONAL CARE & EFFECTS             | PHH | 34.33                                   | 52.34     | 68.51     | 122.30     | 178.50      | 265.21       | 529.95        | 49.34     |
|                                     | PP  | 8.89                                    | 11.98     | 16.04     | 28.65      | 32.88       | 47.97        | 102.00        | 12.05     |
|                                     | %   | .63                                     | .75       | .78       | 1.02       | 1.04        | 1.22         | 1.33          | .79       |
| Personal care                       | PHH | 19.04                                   | 24.71     | 29.66     | 45.14      | 52.25       | 103.16       | 115.42        | 20.85     |
|                                     | PP  | 4.78                                    | 5.28      | 6.20      | 8.54       | 8.66        | 20.23        | 19.42         | 4.90      |
|                                     | %   | .35                                     | .36       | .34       | .37        | .30         | .47          | .29           | .33       |
| Personal effects                    | PHH | 7.83                                    | 14.58     | 15.83     | 35.05      | 42.95       | 66.21        | 114.92        | 12.44     |
|                                     | PP  | 1.99                                    | 3.31      | 3.68      | 8.11       | 7.82        | 10.49        | 19.79         | 3.04      |
|                                     | %   | .14                                     | .21       | .18       | .29        | .25         | .30          | .29           | .20       |

Table 15a: Value of expenditure (i.e., all payments) by Expenditure Group - Country Level

| Expenditure Item                |     | E X P E N D I T U R G R O U P (B I R R) |          |           |           |           |           |           |
|---------------------------------|-----|---|----------|-----------|-----------|-----------|-----------|-----------|
|                                 |     | Below 600                               | 600- 999 | 1000-1399 | 1400-1999 | 2000-2599 | 2600-3399 | 3400-4199 |
| Jewellery                       | PHH | -                                       | .80      | .76       | 2.33      | 1.35      | 1.82      | 4.28      |
|                                 | PP  | -                                       | .80      | .53       | 1.21      | .74       | .69       | 1.63      |
|                                 | %   | -                                       | .09      | .06       | .12       | .05       | .05       | .10       |
| MISCELLANEOUS GOODS & SERVICES  | PHH | -                                       | .18      | 3.79      | 5.39      | 11.70     | 19.95     | 28.47     |
|                                 | PP  | -                                       | .18      | 2.43      | 2.46      | 4.25      | 7.26      | 9.07      |
|                                 | %   | -                                       | .02      | .29       | .28       | .46       | .60       | .67       |
| Financial service               | PHH | -                                       | -        | -         | -         | .36       | .21       | .29       |
|                                 | PP  | -                                       | -        | -         | -         | .08       | .09       | .09       |
|                                 | %   | -                                       | -        | -         | -         | .01       | .01       | .01       |
| Other goods & services n.e.c.   | PHH | -                                       | .18      | 3.79      | 5.39      | 11.34     | 19.74     | 28.17     |
|                                 | PP  | -                                       | .18      | 2.43      | 2.46      | 4.18      | 7.17      | 8.98      |
|                                 | %   | -                                       | .02      | .29       | .28       | .44       | .59       | .66       |
| HH. NON-CONSUMPTION EXPENDITURE | PHH | 37.09                                   | 55.64    | 71.56     | 210.51    | 262.54    | 343.02    | 478.48    |
|                                 | PP  | 37.09                                   | 44.74    | 45.75     | 94.26     | 89.71     | 103.22    | 141.95    |
|                                 | %   | 7.99                                    | 6.21     | 5.54      | 10.83     | 10.21     | 10.24     | 11.21     |
| hh. non-consumption expenditure | PHH | 37.09                                   | 55.64    | 71.56     | 210.51    | 262.54    | 343.02    | 478.48    |
|                                 | PP  | 37.09                                   | 44.74    | 45.75     | 94.26     | 89.71     | 103.22    | 141.95    |
|                                 | %   | 7.99                                    | 6.21     | 5.54      | 10.83     | 10.21     | 10.24     | 11.21     |

Table 15a (Contd.): Value of expenditure (i.e., all payments) by Expenditure group - Country Level

| Expenditure Item                |     | E X P E N D I T U R G R O U P (B I R R) |           |           |            |             |              |               | T o t a l |
|---------------------------------|-----|---|-----------|-----------|------------|-------------|--------------|---------------|-----------|
|                                 |     | 4200-5399                               | 5400-6599 | 6600-8999 | 9000-12599 | 12600-16199 | 16200 -19999 | 20,000 & over |           |
| Jewellery                       | PHH | 7.46                                    | 13.05     | 23.02     | 42.11      | 83.30       | 95.84        | 299.61        | 16.05     |
|                                 | PP  | 2.12                                    | 3.38      | 6.16      | 12.00      | 16.39       | 17.25        | 62.79         | 4.12      |
|                                 | %   | .14                                     | .19       | .26       | .35        | .48         | .44          | .75           | .26       |
| MISCELLANEOUS GOODS & SERVICES  | PHH | 44.75                                   | 76.50     | 177.86    | 337.93     | 1005.09     | 1300.53      | 3012.48       | 139.89    |
|                                 | PP  | 11.82                                   | 18.94     | 36.54     | 56.20      | 184.44      | 243.33       | 472.62        | 27.50     |
|                                 | %   | .82                                     | 1.10      | 2.02      | 2.81       | 5.85        | 5.96         | 7.55          | 2.23      |
| Financial service               | PHH | .99                                     | 2.84      | 2.12      | 8.89       | 6.08        | 36.34        | 177.77        | 4.10      |
|                                 | PP  | .21                                     | .56       | .47       | 2.27       | .80         | 5.52         | 24.43         | .71       |
|                                 | %   | .02                                     | .04       | .02       | .07        | .04         | .17          | .45           | .07       |
| Other goods & services n.e.c.   | PHH | 43.76                                   | 73.66     | 175.74    | 329.04     | 999.01      | 1264.19      | 2834.70       | 135.79    |
|                                 | PP  | 11.61                                   | 18.38     | 36.07     | 53.93      | 183.64      | 237.81       | 448.19        | 26.78     |
|                                 | %   | .81                                     | 1.06      | 1.99      | 2.73       | 5.81        | 5.79         | 7.10          | 2.16      |
| HH. NON-CONSUMPTION EXPENDITURE | PHH | 655.72                                  | 1000.40   | 1201.30   | 1711.07    | 3113.29     | 3933.89      | 8865.76       | 872.49    |
|                                 | PP  | 159.73                                  | 215.30    | 245.02    | 309.89     | 551.60      | 596.07       | 1253.17       | 189.35    |
|                                 | %   | 12.09                                   | 14.38     | 13.63     | 14.21      | 18.11       | 18.03        | 22.21         | 13.91     |
| hh. non-consumption expenditure | PHH | 655.72                                  | 1000.40   | 1201.30   | 1711.07    | 3113.29     | 3933.89      | 8865.76       | 872.49    |
|                                 | PP  | 159.73                                  | 215.30    | 245.02    | 309.89     | 551.60      | 596.07       | 1253.17       | 189.35    |
|                                 | %   | 12.09                                   | 14.38     | 13.63     | 14.21      | 18.11       | 18.03        | 22.21         | 13.91     |

**Table 15.1 Value of Household Non-Consumption Expenditure by Reporting Levels-TOTAL**

| EXPENDITURE ITEM         |     | TOTAL   |        |       |        |        |         |           |       |         |        |             |           |
|--------------------------|-----|---------|--------|-------|--------|--------|---------|-----------|-------|---------|--------|-------------|-----------|
|                          |     | Country | Tigray | Afar  | Amhara | Oromia | Somalia | Ben-Gumuz | SNNP  | Gambela | Harari | Addis Ababa | Dire Dawa |
| Equb                     | PHH | 56.95   | 10.99  | 9.79  | 46.28  | 66.42  | 25.25   | 41.12     | 60.79 | 22.23   | 58.42  | 141.96      | 17.92     |
|                          | PP  | 12.97   | 3.15   | 5.74  | 12.71  | 13.85  | 6.37    | 10.07     | 12.98 | 7.97    | 16.31  | 30.10       | 5.91      |
|                          | %   | 0.91    | 0.20   | 0.16  | 0.81   | 1.02   | 0.33    | 0.78      | 1.07  | 0.41    | 0.73   | 1.04        | 0.22      |
| Loans given out          | PHH | 9.94    | 0.98   | 2.54  | 6.48   | 10.73  | 1.13    | 13.45     | 17.34 | 2.84    | 9.45   | 7.10        | 0.77      |
|                          | PP  | 3.39    | 0.22   | 0.60  | 2.86   | 3.24   | 0.37    | 4.90      | 5.98  | 0.85    | 2.47   | 1.38        | 0.22      |
|                          | %   | 0.16    | 0.02   | 0.04  | 0.11   | 0.17   | 0.01    | 0.26      | 0.31  | 0.05    | 0.12   | 0.05        | 0.01      |
| Loans repaid             | PHH | 40.23   | 86.72  | 19.86 | 37.53  | 34.02  | 16.58   | 42.48     | 42.81 | 16.03   | 25.14  | 35.30       | 35.07     |
|                          | PP  | 9.01    | 19.94  | 4.88  | 8.34   | 7.98   | 5.65    | 9.91      | 8.58  | 6.55    | 7.13   | 7.79        | 13.90     |
|                          | %   | 0.64    | 1.59   | 0.33  | 0.66   | 0.52   | 0.22    | 0.81      | 0.76  | 0.3     | 0.32   | 0.26        | 0.43      |
| Insurance Premium        | PHH | 5.13    | 7.10   | 13.17 | 3.94   | 2.93   | 1.9     | 1.36      | 6.8   | 0.03    | 0.41   | 26.67       | 1.08      |
|                          | PP  | 1.13    | 1.39   | 1.89  | 1.01   | 0.61   | 0.31    | 0.28      | 1.61  | -       | 0.06   | 4.88        | 0.34      |
|                          | %   | 0.08    | 0.13   | 0.22  | 0.07   | 0.05   | 0.03    | 0.03      | 0.12  | -       | 0.01   | 0.20        | 0.01      |
| Bank deposit             | PHH | 4.23    | 3.68   | 0.87  | 0.56   | 6.38   | 0.2     | 3.08      | 6.35  | -       | 2.22   | 3.34        | 1.38      |
|                          | PP  | 1.04    | 1.18   | 0.29  | 0.14   | 1.64   | 0.02    | 1.47      | 1.34  | -       | 0.63   | 0.59        | 0.35      |
|                          | %   | 0.07    | 0.07   | 0.01  | 0.01   | 0.10   | -       | 0.06      | 0.11  | -       | 0.03   | 0.02        | 0.02      |
| Interest                 | PHH | 0.13    | 0.48   | -     | 0.10   | 0.01   | -       | -         | 0.21  | -       | 3.91   | 0.21        | -         |
|                          | PP  | 0.03    | 0.09   | -     | 0.02   | -      | -       | -         | 0.06  | -       | 0.65   | 0.03        | -         |
|                          | %   | -       | 0.01   | -     | -      | -      | -       | -         | -     | -       | 0.05   | -           | -         |
| Association's Membership | PHH | 4.31    | 10.03  | 0.98  | 4.12   | 4.41   | 0.01    | 1.75      | 2.42  | 0.94    | 3.43   | 8.69        | 1.66      |
|                          | PP  | 0.9     | 1.97   | 0.24  | 0.87   | 0.88   | -       | 0.36      | 0.55  | 0.20    | 1.06   | 2.04        | 0.46      |
|                          | %   | 0.07    | 0.18   | 0.02  | 0.07   | 0.07   | -       | 0.03      | 0.04  | 0.02    | 0.04   | 0.06        | 0.02      |
| Edir contribution        | PHH | 22.44   | 1.85   | 5.34  | 8.33   | 29.53  | 1.82    | 3.51      | 23.65 | 2.14    | 30.47  | 114.37      | 15.05     |
|                          | PP  | 5.05    | 0.47   | 1.33  | 2.08   | 6.68   | 0.42    | 0.79      | 4.85  | 0.66    | 8.60   | 26.12       | 4.41      |
|                          | %   | 0.36    | 0.03   | 0.09  | 0.15   | 0.46   | 0.02    | 0.07      | 0.42  | 0.04    | 0.38   | 0.84        | 0.18      |

Table 15.1 (cont'd)

| EXPENDITURE ITEM                |     | TOTAL   |        |        |        |        |         |           |        |         |        |             |           |
|---------------------------------|-----|---------|--------|--------|--------|--------|---------|-----------|--------|---------|--------|-------------|-----------|
|                                 |     | Country | Tigray | Afar   | Amhara | Oromia | Somalia | Ben-Gumuz | SNNP   | Gambela | Harari | Addis Ababa | Dire Dawa |
| Religious Contribution          | PHH | 6.15    | 5.16   | 1.79   | 7.52   | 6.96   | 12.16   | 6.69      | 3.54   | 2.08    | 3.35   | 4.13        | 0.94      |
|                                 | PP  | 1.30    | 1.03   | 0.39   | 1.59   | 1.46   | 2.39    | 2.27      | 0.7    | 0.49    | 1.09   | 1.10        | 0.26      |
|                                 | %   | 0.10    | 0.09   | 0.03   | 0.13   | 0.11   | 0.16    | 0.13      | 0.06   | 0.04    | 0.04   | 0.03        | 0.01      |
| Remittance                      | PHH | 2.41    | 2.37   | 0.61   | 2.21   | 1.83   | 13.18   | 1.10      | 1.51   | 1.19    | 24.12  | 9.85        | 12.54     |
|                                 | PP  | 0.96    | 0.89   | 0.12   | 0.93   | 0.99   | 5.00    | 0.72      | 0.45   | 0.48    | 4.70   | 2.01        | 5.59      |
|                                 | %   | 0.04    | 0.04   | 0.01   | 0.04   | 0.03   | 0.17    | 0.02      | 0.03   | 0.02    | 0.30   | 0.07        | 0.15      |
| Alms                            | PHH | 3.38    | 2.24   | 1.00   | 3.20   | 2.51   | 0.47    | 1.20      | 5.28   | 0.34    | 4.42   | 6.94        | 2.42      |
|                                 | PP  | 0.86    | 0.54   | 0.34   | 0.83   | 0.60   | 0.10    | 0.33      | 1.42   | 0.08    | 1.52   | 1.61        | 0.45      |
|                                 | %   | 0.05    | 0.04   | 0.02   | 0.06   | 0.04   | 0.01    | 0.02      | 0.09   | 0.01    | 0.06   | 0.05        | 0.03      |
| Donations                       | PHH | 3.19    | 2.31   | 0.42   | 1.70   | 4.45   | 1.38    | 1.34      | 3.06   |         | 0.72   | 7.28        | 0.29      |
|                                 | PP  | 0.58    | 0.63   | 0.2    | 0.42   | 0.68   | 0.23    | 0.50      | 0.61   | -       | 0.15   | 1.01        | 0.09      |
|                                 | %   | 0.05    | 0.04   | 0.01   | 0.03   | 0.07   | 0.02    | 0.03      | 0.05   | -       | 0.01   | 0.05        | -         |
| Gifts                           | PHH | 69.66   | 46.54  | 32.81  | 66.74  | 84.15  | 11.35   | 41.57     | 63.23  | 18.25   | 56.20  | 71.88       | 20.33     |
|                                 | PP  | 15.66   | 10.66  | 10.25  | 15.15  | 18.52  | 5.20    | 11.33     | 13.79  | 5.84    | 15.61  | 18.69       | 6.23      |
|                                 | %   | 1.11    | 0.85   | 0.55   | 1.17   | 1.30   | 0.15    | 0.79      | 1.12   | 0.34    | 0.71   | 0.53        | 0.25      |
| Fines and legal expenses        | PHH | 4.68    | 0.61   | 3.07   | 2.64   | 4.13   | 0.85    | 4.16      | 8.97   | 0.57    | 0.83   | 11.51       | 4.65      |
|                                 | PP  | 1.09    | 0.23   | 0.76   | 0.58   | 0.87   | 0.19    | 2.18      | 2.31   | 0.10    | 0.28   | 1.98        | 1.15      |
|                                 | %   | 0.07    | 0.01   | 0.05   | 0.05   | 0.06   | 0.01    | 0.08      | 0.16   | 0.01    | 0.01   | 0.08        | 0.06      |
| Lottery tickets                 | PHH | 1.28    | 0.28   | 0.04   | 1.66   | 1.91   | 0.01    | 0.24      | 0.12   | 0.18    | 0.54   | 1.97        | 0.33      |
|                                 | PP  | 0.25    | 0.06   | 0.01   | 0.37   | 0.30   | -       | 0.05      | 0.04   | 0.04    | 0.13   | 0.64        | 0.10      |
|                                 | %   | 0.02    | 0.01   | -      | 0.03   | 0.03   | -       | -         | -      | -       | 0.01   | 0.01        | -         |
| Investment                      | PHH | 108.66  | 25.99  | 26.43  | 170.36 | 98.55  | 5.12    | 75.31     | 82.89  | 38.76   | 66.45  | 103.32      | 7.01      |
|                                 | PP  | 22.24   | 5.63   | 6.69   | 34.88  | 20.29  | 1.87    | 14.57     | 16.74  | 10.89   | 16.65  | 19.83       | 2.23      |
|                                 | %   | 1.73    | 0.48   | 0.45   | 2.99   | 1.52   | 0.07    | 1.43      | 1.46   | 0.72    | 0.83   | 0.76        | 0.09      |
| Operating cost of HH enterprise | PHH | 515.26  | 236.10 | 97.64  | 464.69 | 590.84 | 591.16  | 220.83    | 362.46 | 209.83  | 265.48 | 1722.39     | 980.15    |
|                                 | PP  | 109.93  | 54.2   | 30.83  | 105.64 | 122.61 | 114.90  | 46.02     | 82.35  | 52.08   | 78.75  | 308.27      | 240.24    |
|                                 | %   | 8.21    | 4.32   | 1.65   | 8.15   | 9.11   | 7.79    | 4.20      | 6.40   | 3.91    | 3.33   | 12.63       | 11.89     |
| Others                          | PHH | 14.45   | 8.99   | 10.33  | 11.52  | 15.50  | 12.27   | 9.01      | 17.57  | 1.69    | 11.50  | 23.76       | 13.97     |
|                                 | PP  | 2.96    | 1.83   | 3.33   | 2.42   | 2.67   | 2.47    | 2.34      | 4.23   | 0.64    | 3.05   | 5.17        | 3.81      |
|                                 | %   | 0.23    | 0.16   | 0.17   | 0.20   | 0.24   | 0.16    | 0.17      | 0.31   | 0.03    | 0.14   | 0.17        | 0.17      |
| Total                           | PHH | 872.49  | 452.40 | 226.67 | 839.58 | 965.24 | 694.85  | 468.19    | 708.98 | 317.09  | 567.05 | 2300.64     | 1115.57   |
|                                 | PP  | 189.35  | 103.93 | 67.89  | 190.86 | 203.85 | 145.49  | 108.08    | 158.61 | 86.86   | 158.86 | 433.24      | 285.72    |
|                                 | %   | 13.91   | 8.28   | 3.82   | 14.72  | 14.88  | 9.16    | 8.91      | 12.52  | 5.92    | 7.12   | 16.87       | 13.54     |

Table 16a: Quantity of food, drinks, and tobacco consumed by domestic expenditure group - country level

| Expenditure Item | Unit of Measurement | DOMESTIC EXPENDITURE GROUP (B I R R) |          |           |           |           |           |           |
|------------------|---------------------|--------------------------------------|----------|-----------|-----------|-----------|-----------|-----------|
|                  |                     | Below 600                            | 600- 999 | 1000-1399 | 1400-1999 | 2000-2599 | 2600-3399 | 3400-4199 |
| FOOD             | PHH                 | 204,483                              | 292,868  | 397,717   | 623,802   | 816,645   | 1,063,361 | 1,294,895 |
|                  | PP                  | 189,713                              | 221,948  | 232,557   | 290,949   | 284,589   | 309,188   | 322,179   |
| Cereals Unmilled | PHH                 | 28,339                               | 29,122   | 34,905    | 64,671    | 82,036    | 93,462    | 126,692   |
|                  | PP                  | 23,857                               | 21,164   | 17,347    | 28,003    | 26,302    | 26,367    | 29,326    |
| 'Teff' white     | PHH                 | 713                                  | -        | -         | 2         | 203       | 44        | 121       |
|                  | PP                  | 713                                  | -        | -         | 1         | 68        | 10        | 60        |
| 'Teff' black     | PHH                 | -                                    | -        | 93        | 114       | 371       | 233       | 286       |
|                  | PP                  | -                                    | -        | 85        | 113       | 268       | 88        | 95        |
| 'Teff' mixed     | PHH                 | -                                    | -        | -         | 4         | 10        | 231       | 446       |
|                  | PP                  | -                                    | -        | -         | 2         | 3         | 82        | 120       |
| 'Wheat' white    | PHH                 | 642                                  | 6,998    | 3,380     | 7,495     | 6,245     | 11,425    | 12,293    |
|                  | PP                  | 642                                  | 5,321    | 2,240     | 3,414     | 2,360     | 3,155     | 2,905     |
| 'Wheat' black    | PHH                 | 878                                  | 1,792    | 921       | 2,019     | 2,932     | 2,470     | 3,325     |
|                  | PP                  | 699                                  | 1,171    | 550       | 896       | 1,042     | 706       | 791       |
| 'Wheat' mixed    | PHH                 | 4,100                                | 107      | 177       | 1,126     | 2,594     | 1,637     | 1,408     |
|                  | PP                  | 4,100                                | 71       | 104       | 597       | 1,052     | 495       | 331       |
| Barley black     | PHH                 | 34                                   | 804      | 1,256     | 1,539     | 4,523     | 6,068     | 8,967     |
|                  | PP                  | 34                                   | 493      | 958       | 859       | 1,481     | 1,688     | 2,050     |
| Barley white     | PHH                 | -                                    | 110      | 1,028     | 1,452     | 3,342     | 1,682     | 2,548     |
|                  | PP                  | -                                    | 103      | 651       | 601       | 879       | 457       | 584       |
| Barley mixed     | PHH                 | 591                                  | 686      | 329       | 1,290     | 1,351     | 1,444     | 1,830     |
|                  | PP                  | 591                                  | 446      | 195       | 503       | 403       | 386       | 441       |
| Barley for Beer  | PHH                 | -                                    | -        | -         | 5         | 8         | 136       | 145       |
|                  | PP                  | -                                    | -        | -         | 2         | 8         | 34        | 48        |
| Barley and wheat | PHH                 | -                                    | 5        | 112       | 200       | 193       | 348       | 355       |
|                  | PP                  | -                                    | 5        | 56        | 58        | 56        | 145       | 93        |
| Maize            | PHH                 | 19,133                               | 14,163   | 16,496    | 23,779    | 40,344    | 41,793    | 54,144    |
|                  | PP                  | 14,843                               | 9,782    | 6,925     | 11,027    | 12,074    | 11,493    | 12,398    |
| Durrah           | PHH                 | -                                    | 632      | 3,222     | 455       | 635       | 1,011     | 696       |
|                  | PP                  | -                                    | 321      | 1,598     | 178       | 186       | 252       | 163       |
| Sorghum          | PHH                 | 761                                  | 2,738    | 4,540     | 5,554     | 5,672     | 5,651     | 7,947     |

Table 16a (Contd.): Quantity of food, drinks, and tobacco consumed by domestic expenditure group - country level

| Expenditure Item | Unit of Measurement | DOMESTIC EXPENDITURE GROUP (BIRR) |           |           |            |             |              |               | Total     |
|------------------|---------------------|-----------------------------------|-----------|-----------|------------|-------------|--------------|---------------|-----------|
|                  |                     | 4200-5399                         | 5400-6599 | 6600-8999 | 9000-12599 | 12600-16199 | 16200 -19999 | 20,000 & over |           |
| FOOD             | PHH                 | 1,537,721                         | 1,818,815 | 2,024,660 | 2,398,870  | 2,462,290   | 2,367,912    | 2,117,415     | 1,478,987 |
|                  | PP                  | 329,022                           | 350,577   | 348,699   | 372,435    | 352,499     | 353,497      | 335,240       | 325,432   |
| Cereals Unmilled | PHH                 | 138,506                           | 162,250   | 178,364   | 223,293    | 207,800     | 197,369      | 164,988       | 134,597   |
|                  | PP                  | 28,725                            | 30,461    | 29,361    | 32,561     | 29,940      | 25,713       | 26,899        | 28,487    |
| 'Teff' white     | PHH                 | 468                               | 240       | 566       | 926        | 2,383       | 1,086        | 13,933        | 522       |
|                  | PP                  | 205                               | 52        | 79        | 202        | 395         | 228          | 2,342         | 124       |
| 'Teff' black     | PHH                 | 442                               | 947       | 435       | 1,232      | 1,666       | 335          | 393           | 493       |
|                  | PP                  | 93                                | 197       | 77        | 207        | 261         | 42           | 91            | 129       |
| 'Teff' mixed     | PHH                 | 243                               | 1,059     | 1,161     | 694        | 1,695       | 23,437       | 1,394         | 717       |
|                  | PP                  | 56                                | 196       | 232       | 98         | 221         | 2,547        | 237           | 129       |
| 'Wheat' white    | PHH                 | 17,370                            | 20,183    | 27,606    | 39,216     | 46,664      | 24,868       | 30,348        | 17,855    |
|                  | PP                  | 3,662                             | 3,878     | 4,679     | 5,643      | 6,470       | 3,740        | 4,479         | 3,690     |
| 'Wheat' black    | PHH                 | 4,637                             | 3,967     | 5,920     | 4,798      | 6,715       | 3,208        | 11,715        | 3,962     |
|                  | PP                  | 1,088                             | 802       | 984       | 694        | 1,270       | 416          | 1,931         | 899       |
| 'Wheat' mixed    | PHH                 | 1,985                             | 1,763     | 3,034     | 1,453      | 1,144       | 2,637        | 108           | 1,842     |
|                  | PP                  | 402                               | 346       | 483       | 186        | 181         | 342          | 17            | 445       |
| Barley black     | PHH                 | 8,826                             | 10,490    | 10,722    | 11,243     | 10,842      | 8,918        | 9,307         | 8,154     |
|                  | PP                  | 1,787                             | 1,831     | 1,866     | 1,785      | 1,212       | 1,225        | 2,585         | 1,719     |
| Barley white     | PHH                 | 2,837                             | 2,553     | 3,538     | 2,821      | 5,312       | 2,641        | 3,346         | 2,649     |
|                  | PP                  | 618                               | 484       | 520       | 556        | 674         | 358          | 437           | 570       |
| Barley mixed     | PHH                 | 2,843                             | 2,272     | 3,957     | 3,634      | 1,403       | 8,066        | 462           | 2,322     |
|                  | PP                  | 579                               | 408       | 590       | 534        | 260         | 958          | 67            | 471       |
| Barley for Beer  | PHH                 | 498                               | 72        | 40        | 282        | 35          | 6            | -             | 169       |
|                  | PP                  | 94                                | 18        | 10        | 28         | 4           | 1            | -             | 36        |
| Barley and wheat | PHH                 | 1,015                             | 323       | 1,713     | 1,086      | 9           | -            | 2             | 647       |
|                  | PP                  | 360                               | 56        | 241       | 144        | 2           | -            | -             | 157       |
| Maize            | PHH                 | 53,411                            | 74,169    | 70,701    | 74,004     | 77,805      | 99,618       | 45,482        | 55,093    |
|                  | PP                  | 10,988                            | 12,957    | 11,068    | 10,226     | 11,528      | 12,787       | 6,620         | 11,463    |
| Durrah           | PHH                 | 1,155                             | 1,802     | 1,464     | 572        | 128         | -            | 297           | 1,057     |
|                  | PP                  | 246                               | 323       | 368       | 92         | 13          | -            | 52            | 257       |
| Sorghum          | PHH                 | 8,667                             | 10,005    | 10,401    | 12,319     | 12,728      | 1,866        | 12,892        | 8,286     |



Table 16a: Quantity of food, drinks, and tobacco consumed by domestic expenditure group - country level

| Expenditure Item | Unit of Measurement | DOMESTIC EXPENDITURE GROUP (B I R R) |          |           |           |           |           |           |
|------------------|---------------------|--------------------------------------|----------|-----------|-----------|-----------|-----------|-----------|
|                  |                     | Below 600                            | 600- 999 | 1000-1399 | 1400-1999 | 2000-2599 | 2600-3399 | 3400-4199 |
|                  | PP                  | 748                                  | 2,364    | 1,989     | 2,212     | 1,795     | 1,482     | 1,778     |
| African millet   | PHH                 | 35                                   | -        | -         | 50        | 26        | 123       | 381       |
|                  | PP                  | 35                                   | -        | -         | 33        | 7         | 38        | 76        |
| Rice             | PHH                 | -                                    | 26       | 118       | 67        | 49        | 101       | 196       |
|                  | PP                  | -                                    | 26       | 80        | 29        | 20        | 44        | 63        |
| Oats             | PHH                 | -                                    | -        | 2         | 50        | 32        | 504       | 261       |
|                  | PP                  | -                                    | -        | 2         | 26        | 16        | 158       | 96        |
| 'Tenge'          | PHH                 | -                                    | -        | 6         | 33        | 14        | 58        | 150       |
|                  | PP                  | -                                    | -        | 6         | 31        | 3         | 14        | 43        |
| 'Sinar'          | PHH                 | -                                    | -        | -         | 45        | 15        | 29        | 43        |
|                  | PP                  | -                                    | -        | -         | 22        | 4         | 7         | 6         |
| 'Maize Ripe      | PHH                 | 1,453                                | 883      | 3,098     | 18,271    | 11,442    | 16,850    | 28,488    |
|                  | PP                  | 1,453                                | 883      | 1,855     | 7,014     | 3,882     | 5,208     | 6,566     |
| Soya bean ripe   | PHH                 | -                                    | -        | 31        | 927       | 1,444     | 1,448     | 1,821     |
|                  | PP                  | -                                    | -        | 7         | 282       | 431       | 352       | 451       |
| Others           | PHH                 | -                                    | 177      | 96        | 192       | 592       | 175       | 842       |
|                  | PP                  | -                                    | 177      | 48        | 104       | 264       | 71        | 167       |
| Cereals Milled   | PHH                 | 68,384                               | 118,271  | 191,480   | 240,631   | 312,837   | 369,597   | 472,065   |
|                  | PP                  | 60,286                               | 93,391   | 116,562   | 108,109   | 111,325   | 108,476   | 117,875   |
| 'Teff' white     | PHH                 | -                                    | 1,138    | 3,499     | 7,253     | 6,905     | 10,178    | 12,328    |
|                  | PP                  | -                                    | 1,133    | 2,640     | 3,285     | 2,857     | 4,071     | 3,976     |
| 'Teff' black     | PHH                 | 3,780                                | 19,887   | 21,532    | 21,347    | 35,563    | 44,184    | 50,266    |
|                  | PP                  | 3,780                                | 18,307   | 12,176    | 9,945     | 14,279    | 14,041    | 13,105    |
| 'Teff' mixed     | PHH                 | 6,234                                | 11,043   | 20,955    | 12,639    | 19,202    | 24,308    | 41,023    |
|                  | PP                  | 6,234                                | 8,859    | 14,041    | 6,400     | 8,684     | 8,870     | 11,154    |
| 'Wheat' white    | PHH                 | 6,755                                | 13,212   | 14,929    | 20,612    | 25,081    | 33,878    | 39,638    |
|                  | PP                  | 6,755                                | 12,018   | 12,292    | 9,444     | 9,136     | 9,719     | 9,835     |
| 'Wheat' black    | PHH                 | 1,494                                | 5,565    | 7,552     | 12,705    | 14,761    | 15,550    | 18,105    |
|                  | PP                  | 1,396                                | 4,740    | 4,369     | 5,857     | 5,570     | 4,197     | 4,825     |
| 'Wheat' mixed    | PHH                 | -                                    | 2,283    | 1,858     | 2,326     | 5,679     | 6,645     | 6,409     |
|                  | PP                  | -                                    | 2,133    | 1,325     | 1,161     | 2,357     | 1,906     | 1,532     |

Table 16a (Contd.): Quantity of food, drinks, and tobacco consumed by domestic expenditure group - country level

| Expenditure Item | Unit of Measurement | DOMESTIC EXPENDITURE GROUP (BIRR) |           |           |            |             |              |               | Total   |
|------------------|---------------------|-----------------------------------|-----------|-----------|------------|-------------|--------------|---------------|---------|
|                  |                     | 4200-5399                         | 5400-6599 | 6600-8999 | 9000-12599 | 12600-16199 | 16200 -19999 | 20,000 & over |         |
|                  | PP                  | 1,740                             | 1,971     | 1,762     | 1,669      | 1,919       | 239          | 2,007         | 1,767   |
| African millet   | PHH                 | 331                               | 630       | 279       | 2,293      | 96          | 925          | 3,720         | 460     |
|                  | PP                  | 87                                | 113       | 60        | 413        | 10          | 110          | 924           | 96      |
| Rice             | PHH                 | 439                               | 474       | 1,134     | 1,722      | 2,082       | 5,567        | 8,248         | 641     |
|                  | PP                  | 148                               | 129       | 224       | 328        | 352         | 838          | 1,428         | 146     |
| Oats             | PHH                 | 371                               | 639       | 1,011     | 1,008      | 2,669       | 688          | 748           | 529     |
|                  | PP                  | 70                                | 109       | 143       | 161        | 407         | 119          | 139           | 106     |
| 'Temge'          | PHH                 | 152                               | 260       | 93        | -          | -           | -            | 1             | 106     |
|                  | PP                  | 31                                | 38        | 13        | -          | -           | -            | -             | 23      |
| 'Sinar'          | PHH                 | 18                                | 218       | 118       | 168        | -           | -            | -             | 70      |
|                  | PP                  | 3                                 | 37        | 20        | 24         | -           | -            | -             | 13      |
| 'Maize Ripe      | PHH                 | 30,103                            | 27,035    | 29,386    | 58,157     | 30,126      | 13,226       | 21,742        | 26,153  |
|                  | PP                  | 5,923                             | 5,917     | 5,057     | 8,688      | 4,208       | 1,709        | 3,409         | 5,654   |
| Soya bean ripe   | PHH                 | 1,815                             | 2,451     | 3,271     | 5,325      | 2,215       | 20           | 494           | 2,105   |
|                  | PP                  | 349                               | 464       | 556       | 823        | 299         | 2            | 71            | 423     |
| Others           | PHH                 | 880                               | 698       | 1,813     | 340        | 2,082       | 256          | 357           | 765     |
|                  | PP                  | 194                               | 135       | 330       | 58         | 255         | 53           | 64            | 170     |
| Cereals Milled   | PHH                 | 571,073                           | 666,665   | 783,327   | 880,041    | 1,043,425   | 926,849      | 806,146       | 551,949 |
|                  | PP                  | 125,197                           | 129,584   | 134,756   | 132,815    | 147,458     | 139,041      | 124,040       | 121,979 |
| 'Teff' white     | PHH                 | 21,031                            | 29,072    | 43,535    | 69,007     | 129,898     | 120,789      | 222,517       | 28,338  |
|                  | PP                  | 5,579                             | 6,823     | 8,887     | 12,620     | 20,960      | 20,084       | 34,535        | 6,512   |
| 'Teff' black     | PHH                 | 67,508                            | 70,820    | 100,338   | 112,369    | 115,727     | 128,826      | 61,498        | 64,117  |
|                  | PP                  | 15,664                            | 14,347    | 17,048    | 17,199     | 16,902      | 16,411       | 8,810         | 14,632  |
| 'Teff' mixed     | PHH                 | 45,149                            | 63,486    | 86,251    | 109,104    | 145,010     | 167,715      | 173,284       | 53,248  |
|                  | PP                  | 10,871                            | 13,103    | 16,510    | 17,756     | 20,954      | 25,985       | 27,223        | 12,224  |
| 'Wheat' white    | PHH                 | 57,371                            | 71,743    | 94,359    | 122,379    | 172,638     | 150,428      | 101,511       | 59,971  |
|                  | PP                  | 12,807                            | 14,085    | 16,284    | 18,635     | 25,181      | 25,494       | 14,362        | 12,775  |
| 'Wheat' black    | PHH                 | 18,041                            | 18,282    | 19,234    | 14,679     | 11,778      | 15,718       | 19,385        | 16,654  |
|                  | PP                  | 4,186                             | 3,298     | 3,363     | 2,346      | 1,749       | 2,349        | 2,815         | 4,073   |
| 'Wheat' mixed    | PHH                 | 9,860                             | 8,470     | 9,336     | 7,822      | 7,923       | 2,938        | 2,548         | 7,360   |
|                  | PP                  | 2,006                             | 1,472     | 1,496     | 974        | 1,073       | 410          | 425           | 1,641   |

Table 16a: Quantity of food, drinks, and tobacco consumed by domestic expenditure group - country level

| Expenditure Item         | Unit of Measurement | DOMESTIC EXPENDITURE GROUP (B I R R) |          |           |           |           |           |           |
|--------------------------|---------------------|--------------------------------------|----------|-----------|-----------|-----------|-----------|-----------|
|                          |                     | Below 600                            | 600- 999 | 1000-1399 | 1400-1999 | 2000-2599 | 2600-3399 | 3400-4199 |
| Barley white             | PHH                 | 156                                  | 3,512    | 5,137     | 8,308     | 12,215    | 13,064    | 20,831    |
|                          | PP                  | 156                                  | 2,505    | 4,964     | 4,541     | 4,262     | 3,737     | 5,025     |
| Barley mixed             | PHH                 | 10                                   | 863      | 2,781     | 3,688     | 5,143     | 4,952     | 9,370     |
|                          | PP                  | 10                                   | 863      | 1,175     | 1,548     | 1,455     | 1,401     | 2,049     |
| Barley for beer          | PHH                 | -                                    | -        | 1         | 1,420     | 1         | 574       | 456       |
|                          | PP                  | -                                    | -        | 1         | 450       | 1         | 149       | 342       |
| Barley and wheat         | PHH                 | -                                    | 282      | 804       | 591       | 1,041     | 459       | 1,376     |
|                          | PP                  | -                                    | 282      | 268       | 242       | 320       | 187       | 332       |
| Maize                    | PHH                 | 27,979                               | 24,209   | 39,996    | 65,223    | 72,842    | 88,794    | 106,918   |
|                          | PP                  | 20,102                               | 17,679   | 21,002    | 27,149    | 24,398    | 25,281    | 26,579    |
| Durrah                   | PHH                 | 174                                  | 3,778    | 13,106    | 9,432     | 10,857    | 13,211    | 15,358    |
|                          | PP                  | 166                                  | 3,347    | 9,219     | 3,373     | 3,644     | 3,668     | 3,583     |
| Sorghum                  | PHH                 | 19,454                               | 18,119   | 48,466    | 51,771    | 63,318    | 80,734    | 102,243   |
|                          | PP                  | 19,339                               | 11,453   | 27,193    | 23,057    | 20,772    | 21,559    | 24,291    |
| African millet           | PHH                 | 1,450                                | 10,921   | 6,032     | 17,490    | 23,580    | 19,422    | 30,968    |
|                          | PP                  | 1,450                                | 8,141    | 3,388     | 9,240     | 8,632     | 6,161     | 7,228     |
| 'Teff' white and sorghum | PHH                 | -                                    | 46       | 26        | 140       | 430       | 110       | 455       |
|                          | PP                  | -                                    | 46       | 7         | 89        | 118       | 33        | 132       |
| 'Teff' black and Durrah  | PHH                 | -                                    | -        | -         | 18        | 94        | 891       | 827       |
|                          | PP                  | -                                    | -        | -         | 12        | 74        | 227       | 219       |
| Wheat and Maize          | PHH                 | -                                    | 102      | 828       | 153       | 135       | 323       | 417       |
|                          | PP                  | -                                    | 102      | 277       | 58        | 35        | 127       | 76        |
| 'Teff and African millet | PHH                 | -                                    | -        | -         | 73        | 2,028     | 1,043     | 185       |
|                          | PP                  | -                                    | -        | -         | 26        | 604       | 158       | 50        |
| Oats                     | PHH                 | -                                    | 220      | 135       | 242       | 539       | 535       | 1,123     |
|                          | PP                  | -                                    | 110      | 68        | 107       | 227       | 119       | 269       |
| Barley black             | PHH                 | -                                    | 394      | 972       | 3,159     | 7,268     | 3,090     | 4,546     |
|                          | PP                  | -                                    | 209      | 626       | 1,124     | 1,896     | 705       | 896       |
| 'Beso'                   | PHH                 | -                                    | 190      | 721       | 910       | 801       | 1,859     | 2,360     |
|                          | PP                  | -                                    | 190      | 422       | 502       | 351       | 573       | 678       |

Table 16a (Contd.): Quantity of food, drinks, and tobacco consumed by domestic expenditure group - country level

| Expenditure Item         | Unit of Measurement | DOMESTIC EXPENDITURE GROUP (BIRR) |           |           |            |             |              |               | T o t a l |
|--------------------------|---------------------|-----------------------------------|-----------|-----------|------------|-------------|--------------|---------------|-----------|
|                          |                     | 4200-5399                         | 5400-6599 | 6600-8999 | 9000-12599 | 12600-16199 | 16200 -19999 | 20,000 & over |           |
| Barley white             | PHH                 | 23,726                            | 25,196    | 24,938    | 41,364     | 33,855      | 12,574       | 16,854        | 21,000    |
|                          | PP                  | 5,038                             | 4,508     | 4,444     | 6,389      | 4,397       | 2,851        | 4,397         | 4,641     |
| Barley mixed             | PHH                 | 4,977                             | 5,304     | 6,972     | 6,917      | 2,336       | 18,249       | 6,047         | 5,989     |
|                          | PP                  | 1,133                             | 990       | 951       | 983        | 323         | 3,173        | 864           | 1,301     |
| Barley for beer          | PHH                 | 969                               | 50        | 34        | 1,658      | 46          | 32           | 6             | 526       |
|                          | PP                  | 182                               | 8         | 7         | 193        | 5           | 5            | 1             | 145       |
| Barley and wheat         | PHH                 | 2,164                             | 2,923     | 2,022     | 2,044      | 182         | -            | 4             | 1,565     |
|                          | PP                  | 452                               | 532       | 307       | 313        | 26          | -            | 1             | 333       |
| Maize                    | PHH                 | 131,835                           | 184,176   | 190,960   | 205,892    | 189,147     | 167,970      | 74,523        | 130,416   |
|                          | PP                  | 28,096                            | 34,422    | 31,262    | 29,214     | 24,136      | 22,228       | 9,457         | 27,776    |
| Durrah                   | PHH                 | 14,756                            | 15,375    | 14,505    | 15,632     | 9,266       | 11,432       | 8,942         | 13,778    |
|                          | PP                  | 3,315                             | 2,961     | 2,464     | 2,182      | 1,670       | 2,034        | 1,323         | 3,248     |
| Sorghum                  | PHH                 | 124,634                           | 118,767   | 127,185   | 114,456    | 173,173     | 64,861       | 73,969        | 102,552   |
|                          | PP                  | 25,494                            | 23,278    | 21,569    | 16,099     | 23,436      | 9,513        | 11,421        | 22,415    |
| African millet           | PHH                 | 28,378                            | 34,612    | 35,104    | 28,682     | 19,295      | 39,782       | 15,134        | 27,310    |
|                          | PP                  | 5,542                             | 6,057     | 5,372     | 3,677      | 2,391       | 4,082        | 2,576         | 6,114     |
| 'Teff' white and sorghum | PHH                 | 477                               | 836       | 915       | 3,697      | 576         | 6,412        | 1,806         | 765       |
|                          | PP                  | 135                               | 174       | 179       | 590        | 119         | 916          | 217           | 160       |
| 'Teff' black and Durrah  | PHH                 | 2,300                             | 869       | 721       | 2,053      | 362         | 4            | -             | 1,031     |
|                          | PP                  | 532                               | 183       | 130       | 230        | 42          | 1            | -             | 226       |
| Wheat and Maize          | PHH                 | 273                               | 580       | 1,238     | 439        | 3,349       | 802          | 3,288         | 569       |
|                          | PP                  | 68                                | 112       | 210       | 98         | 393         | 114          | 323           | 114       |
| 'Teff and African millet | PHH                 | 854                               | 220       | 892       | 1,126      | 145         | -            | 136           | 727       |
|                          | PP                  | 165                               | 56        | 111       | 142        | 24          | -            | 14            | 143       |
| Oats                     | PHH                 | 2,331                             | 2,223     | 2,221     | 2,855      | 1,986       | 9,210        | 6,656         | 1,684     |
|                          | PP                  | 608                               | 409       | 309       | 427        | 228         | 1,844        | 1,070         | 348       |
| Barley black             | PHH                 | 2,314                             | 1,998     | 5,097     | 3,992      | 1,414       | 1,135        | 7,663         | 3,630     |
|                          | PP                  | 507                               | 468       | 706       | 698        | 227         | 167          | 2,224         | 786       |
| 'Beso'                   | PHH                 | 3,100                             | 4,619     | 4,375     | 6,011      | 13,489      | 4,282        | 1,940         | 3,190     |
|                          | PP                  | 715                               | 916       | 924       | 957        | 1,646       | 487          | 360           | 718       |

Table 16a: Quantity of food, drinks, and tobacco consumed by domestic expenditure group - country level

| Expenditure Item | Unit of Measurement | DOMESTIC EXPENDITURE GROUP (B I R R) |          |           |           |           |           |           |
|------------------|---------------------|--------------------------------------|----------|-----------|-----------|-----------|-----------|-----------|
|                  |                     | Below 600                            | 600- 999 | 1000-1399 | 1400-1999 | 2000-2599 | 2600-3399 | 3400-4199 |
| 'Sinar'          | PHH                 | -                                    | -        | 182       | -         | -         | 606       | 15        |
|                  | PP                  | -                                    | -        | 61        | -         | -         | 116       | 3         |
| 'Fafa'           | PHH                 | -                                    | -        | 81        | 63        | 199       | 166       | 129       |
|                  | PP                  | -                                    | -        | 35        | 18        | 51        | 43        | 31        |
| 'Dube'           | PHH                 | -                                    | -        | -         | -         | -         | 2         | 8         |
|                  | PP                  | -                                    | -        | -         | -         | -         | -         | 2         |
| Others           | PHH                 | 898                                  | 2,507    | 1,887     | 1,068     | 5,155     | 5,020     | 6,709     |
|                  | PP                  | 898                                  | 1,273    | 1,011     | 479       | 1,602     | 1,427     | 1,664     |
| Pulses Unmilled  | PHH                 | 3,729                                | 19,400   | 15,735    | 16,407    | 20,177    | 25,850    | 35,633    |
|                  | PP                  | 3,464                                | 17,814   | 6,922     | 7,845     | 7,678     | 8,099     | 8,962     |
| Horse beans      | PHH                 | 591                                  | 9,492    | 1,931     | 4,076     | 3,328     | 4,496     | 6,047     |
|                  | PP                  | 591                                  | 9,260    | 1,178     | 2,609     | 1,122     | 1,347     | 1,349     |
| Chick peas       | PHH                 | 533                                  | 4,545    | 4,563     | 3,463     | 4,224     | 4,773     | 7,532     |
|                  | PP                  | 533                                  | 3,848    | 2,324     | 1,453     | 1,876     | 1,717     | 1,839     |
| Peas             | PHH                 | 126                                  | 820      | 578       | 552       | 829       | 1,223     | 996       |
|                  | PP                  | 126                                  | 466      | 399       | 230       | 319       | 331       | 259       |
| Lentils          | PHH                 | 3                                    | 51       | 114       | 170       | 196       | 325       | 362       |
|                  | PP                  | 3                                    | 28       | 107       | 67        | 79        | 93        | 103       |
| Haricot beans    | PHH                 | -                                    | 2,885    | 1,222     | 2,354     | 2,355     | 5,570     | 4,167     |
|                  | PP                  | -                                    | 2,885    | 568       | 1,125     | 792       | 1,483     | 1,140     |
| Peas mixed       | PHH                 | -                                    | 29       | 67        | 37        | 76        | 103       | 232       |
|                  | PP                  | -                                    | 10       | 25        | 17        | 34        | 37        | 60        |
| Vetch            | PHH                 | -                                    | 349      | 207       | 195       | 83        | 348       | 449       |
|                  | PP                  | -                                    | 349      | 82        | 84        | 27        | 129       | 95        |
| Fenugreek        | PHH                 | -                                    | 58       | 69        | 206       | 133       | 303       | 327       |
|                  | PP                  | -                                    | 58       | 26        | 88        | 56        | 83        | 72        |
| Soya beans       | PHH                 | 2,307                                | 918      | 6,194     | 3,603     | 6,899     | 7,951     | 14,212    |
|                  | PP                  | 2,124                                | 655      | 1,973     | 1,572     | 2,260     | 2,588     | 3,721     |
| 'Gibto'          | PHH                 | -                                    | 251      | 743       | 269       | 1,341     | 276       | 657       |
|                  | PP                  | -                                    | 251      | 224       | 127       | 886       | 116       | 158       |
| Others           | PHH                 | 168                                  | 3        | 47        | 1,482     | 712       | 482       | 653       |

Table 16a (Contd.): Quantity of food, drinks, and tobacco consumed by domestic expenditure group - country level

| Expenditure Item | Unit of Measurement | DOMESTIC EXPENDITURE GROUP (BIRR) |           |           |            |             |              |               | Total  |
|------------------|---------------------|-----------------------------------|-----------|-----------|------------|-------------|--------------|---------------|--------|
|                  |                     | 4200-5399                         | 5400-6599 | 6600-8999 | 9000-12599 | 12600-16199 | 16200 -19999 | 20,000 & over |        |
| 'Sinar'          | PHH                 | 20                                | 60        | 84        | 285        | 33          | -            | 932           | 145    |
|                  | PP                  | 4                                 | 17        | 28        | 41         | 4           | -            | 155           | 29     |
| 'Fafa'           | PHH                 | 200                               | 115       | 403       | 233        | 14          | 28           | 522           | 189    |
|                  | PP                  | 44                                | 17        | 68        | 36         | 1           | 5            | 77            | 39     |
| 'Dube'           | PHH                 | 4                                 | 18        | 70        | 62         | 127         | 1            | 53            | 21     |
|                  | PP                  | 1                                 | 4         | 16        | 14         | 29          | -            | 8             | 5      |
| Others           | PHH                 | 8,802                             | 6,852     | 12,536    | 7,286      | 11,657      | 3,663        | 6,925         | 7,172  |
|                  | PP                  | 2,055                             | 1,345     | 2,110     | 1,002      | 1,539       | 889          | 1,382         | 1,580  |
| Pulses Unmilled  | PHH                 | 41,276                            | 53,524    | 63,910    | 75,710     | 64,403      | 41,814       | 50,717        | 41,689 |
|                  | PP                  | 8,774                             | 9,869     | 10,683    | 11,020     | 9,725       | 6,310        | 7,728         | 9,103  |
| Horse beans      | PHH                 | 6,533                             | 8,864     | 10,725    | 11,607     | 9,039       | 13,313       | 11,064        | 7,013  |
|                  | PP                  | 1,450                             | 1,764     | 1,795     | 1,778      | 1,368       | 1,728        | 2,132         | 1,619  |
| Chick peas       | PHH                 | 7,053                             | 10,639    | 21,515    | 30,628     | 34,574      | 17,025       | 17,054        | 10,889 |
|                  | PP                  | 1,735                             | 2,219     | 3,877     | 4,641      | 5,176       | 2,921        | 2,443         | 2,381  |
| Peas             | PHH                 | 1,498                             | 538       | 1,278     | 3,205      | 1,109       | 354          | 835           | 1,193  |
|                  | PP                  | 294                               | 101       | 251       | 342        | 143         | 63           | 121           | 262    |
| Lentils          | PHH                 | 547                               | 625       | 814       | 1,132      | 3,066       | 2,481        | 3,950         | 619    |
|                  | PP                  | 134                               | 139       | 169       | 197        | 467         | 449          | 615           | 139    |
| Haricot beans    | PHH                 | 6,898                             | 12,198    | 7,620     | 6,101      | 3,672       | 1,653        | 2,904         | 6,071  |
|                  | PP                  | 1,349                             | 2,085     | 1,056     | 874        | 436         | 204          | 475           | 1,258  |
| Peas mixed       | PHH                 | 280                               | 176       | 307       | 103        | 150         | 34           | 42            | 183    |
|                  | PP                  | 58                                | 41        | 48        | 12         | 26          | 5            | 5             | 42     |
| Vetch            | PHH                 | 522                               | 1,318     | 612       | 387        | 671         | 87           | 85            | 520    |
|                  | PP                  | 174                               | 269       | 99        | 62         | 149         | 10           | 15            | 129    |
| Fenugreek        | PHH                 | 366                               | 624       | 591       | 579        | 306         | 191          | 90            | 383    |
|                  | PP                  | 75                                | 110       | 108       | 103        | 51          | 33           | 13            | 82     |
| Soya beans       | PHH                 | 16,839                            | 17,678    | 18,733    | 20,630     | 10,761      | 6,522        | 1,711         | 13,504 |
|                  | PP                  | 3,361                             | 2,986     | 2,982     | 2,817      | 1,818       | 878          | 236           | 2,851  |
| 'Gibto'          | PHH                 | 132                               | 663       | 567       | 1,189      | -           | 130          | 9,521         | 653    |
|                  | PP                  | 28                                | 111       | 118       | 163        | -           | 16           | 1,190         | 186    |
| Others           | PHH                 | 609                               | 203       | 1,147     | 149        | 1,056       | 25           | 3,459         | 662    |

Table 16a: Quantity of food, drinks, and tobacco consumed by domestic expenditure group - country level

| Expenditure Item     | Unit of Measurement | DOMESTIC EXPENDITURE GROUP (B I R R) |          |           |           |           |           |           |
|----------------------|---------------------|--------------------------------------|----------|-----------|-----------|-----------|-----------|-----------|
|                      |                     | Below 600                            | 600- 999 | 1000-1399 | 1400-1999 | 2000-2599 | 2600-3399 | 3400-4199 |
|                      | PP                  | 87                                   | 3        | 16        | 473       | 227       | 175       | 164       |
| Pulses milled        | PHH                 | 2,468                                | 7,827    | 11,441    | 16,113    | 23,291    | 27,748    | 33,751    |
|                      | PP                  | 2,304                                | 6,713    | 7,902     | 8,543     | 8,985     | 8,806     | 8,865     |
| Horse beans milled   | PHH                 | 1,176                                | 1,705    | 3,157     | 3,787     | 5,532     | 6,420     | 8,009     |
|                      | PP                  | 1,176                                | 1,310    | 2,182     | 1,886     | 1,980     | 1,881     | 2,024     |
| Chick peas milled    | PHH                 | 37                                   | 45       | 126       | 620       | 1,351     | 1,501     | 1,526     |
|                      | PP                  | 37                                   | 20       | 82        | 349       | 532       | 534       | 366       |
| Peas milled          | PHH                 | 103                                  | 927      | 762       | 1,644     | 2,474     | 2,387     | 3,050     |
|                      | PP                  | 103                                  | 695      | 574       | 1,025     | 1,022     | 832       | 806       |
| Mixed pulses milled  | PHH                 | 89                                   | 227      | 299       | 488       | 661       | 575       | 872       |
|                      | PP                  | 89                                   | 220      | 222       | 264       | 240       | 206       | 241       |
| Vetch milled         | PHH                 | 646                                  | 2,402    | 2,202     | 4,233     | 4,483     | 4,991     | 4,883     |
|                      | PP                  | 482                                  | 2,046    | 1,326     | 2,268     | 1,822     | 1,608     | 1,294     |
| Peas split           | PHH                 | -                                    | 698      | 491       | 933       | 1,373     | 1,821     | 2,394     |
|                      | PP                  | -                                    | 697      | 278       | 467       | 568       | 665       | 622       |
| Lentils split        | PHH                 | 30                                   | 55       | 121       | 289       | 486       | 673       | 1,093     |
|                      | PP                  | 30                                   | 49       | 88        | 181       | 224       | 249       | 364       |
| Horse beans split    | PHH                 | -                                    | 1,060    | 2,465     | 2,074     | 3,160     | 4,493     | 5,012     |
|                      | PP                  | -                                    | 1,060    | 1,980     | 1,121     | 1,215     | 1,332     | 1,295     |
| Vetch split          | PHH                 | -                                    | 201      | 184       | 193       | 883       | 639       | 762       |
|                      | PP                  | -                                    | 201      | 92        | 106       | 299       | 186       | 205       |
| Haricot beans split  | PHH                 | 63                                   | 40       | 235       | 436       | 554       | 654       | 762       |
|                      | PP                  | 63                                   | 21       | 182       | 195       | 164       | 193       | 265       |
| Chick peas split     | PHH                 | -                                    | 155      | 881       | 461       | 664       | 2,028     | 3,134     |
|                      | PP                  | -                                    | 155      | 647       | 191       | 334       | 687       | 841       |
| Lentils milled       | PHH                 | -                                    | -        | -         | 11        | 27        | 7         | 77        |
|                      | PP                  | -                                    | -        | -         | 8         | 10        | 2         | 21        |
| Fenugreek milled     | PHH                 | -                                    | 82       | 93        | 236       | 373       | 339       | 722       |
|                      | PP                  | -                                    | 56       | 52        | 151       | 184       | 107       | 193       |
| Haricot beans milled | PHH                 | 81                                   | 17       | 109       | 139       | 182       | 264       | 518       |
|                      | PP                  | 81                                   | 8        | 56        | 63        | 44        | 69        | 116       |

Table 16a (Contd.): Quantity of food, drinks, and tobacco consumed by domestic expenditure group - country level

| Expenditure Item     | Unit of Measurement | DOMESTIC EXPENDITURE GROUP (B I R R) |           |           |            |             |              |               | T o t a l |
|----------------------|---------------------|--------------------------------------|-----------|-----------|------------|-------------|--------------|---------------|-----------|
|                      |                     | 4200-5399                            | 5400-6599 | 6600-8999 | 9000-12599 | 12600-16199 | 16200 -19999 | 20,000 & over |           |
|                      | PP                  | 116                                  | 44        | 181       | 29         | 91          | 4            | 484           | 153       |
| Pulses milled        | PHH                 | 40,257                               | 47,067    | 59,957    | 71,296     | 96,873      | 84,649       | 90,242        | 41,511    |
|                      | PP                  | 9,324                                | 9,497     | 10,722    | 11,246     | 14,171      | 12,544       | 14,277        | 9,569     |
| Horse beans milled   | PHH                 | 9,712                                | 11,188    | 12,273    | 12,298     | 15,623      | 5,306        | 10,266        | 8,902     |
|                      | PP                  | 2,158                                | 2,173     | 2,086     | 1,806      | 2,119       | 1,002        | 1,773         | 2,017     |
| Chick peas milled    | PHH                 | 1,484                                | 2,520     | 4,665     | 5,161      | 7,465       | 5,309        | 5,868         | 2,378     |
|                      | PP                  | 367                                  | 570       | 826       | 771        | 992         | 639          | 902           | 526       |
| Peas milled          | PHH                 | 3,673                                | 4,142     | 5,950     | 7,472      | 9,863       | 14,398       | 14,792        | 4,059     |
|                      | PP                  | 875                                  | 870       | 1,182     | 1,316      | 1,546       | 2,285        | 2,318         | 981       |
| Mixed pulses milled  | PHH                 | 1,029                                | 1,345     | 1,747     | 2,135      | 4,681       | 7,831        | 3,401         | 1,225     |
|                      | PP                  | 258                                  | 287       | 340       | 385        | 688         | 1,021        | 507           | 287       |
| Vetch milled         | PHH                 | 5,924                                | 6,955     | 7,626     | 10,743     | 11,044      | 8,066        | 6,835         | 6,117     |
|                      | PP                  | 1,410                                | 1,368     | 1,369     | 1,655      | 1,662       | 1,166        | 1,034         | 1,506     |
| Peas split           | PHH                 | 3,204                                | 3,797     | 3,887     | 6,932      | 10,656      | 12,211       | 16,794        | 3,343     |
|                      | PP                  | 775                                  | 801       | 819       | 1,148      | 1,860       | 1,942        | 2,620         | 781       |
| Lentils split        | PHH                 | 1,718                                | 2,897     | 4,099     | 6,595      | 9,797       | 12,984       | 17,094        | 2,470     |
|                      | PP                  | 456                                  | 654       | 841       | 1,191      | 1,606       | 2,253        | 2,644         | 556       |
| Horse beans split    | PHH                 | 6,311                                | 6,428     | 8,482     | 10,206     | 12,579      | 12,704       | 8,255         | 6,004     |
|                      | PP                  | 1,353                                | 1,234     | 1,423     | 1,467      | 1,626       | 1,512        | 1,338         | 1,334     |
| Vetch split          | PHH                 | 1,216                                | 1,099     | 1,438     | 1,251      | 188         | 353          | 1,490         | 945       |
|                      | PP                  | 334                                  | 210       | 246       | 214        | 33          | 39           | 276           | 229       |
| Haricot beans split  | PHH                 | 1,070                                | 855       | 1,366     | 1,687      | 3,115       | 159          | 38            | 937       |
|                      | PP                  | 215                                  | 174       | 197       | 278        | 306         | 15           | 4             | 206       |
| Chick peas split     | PHH                 | 2,670                                | 3,851     | 5,745     | 4,836      | 7,108       | 3,387        | 4,250         | 3,103     |
|                      | PP                  | 617                                  | 754       | 943       | 722        | 1,084       | 394          | 685           | 685       |
| Lentils milled       | PHH                 | 50                                   | 63        | 64        | 340        | 39          | 9            | 294           | 67        |
|                      | PP                  | 12                                   | 11        | 12        | 40         | 4           | 2            | 49            | 13        |
| Fenugreek milled     | PHH                 | 995                                  | 1,140     | 1,265     | 1,040      | 1,586       | 1,009        | 435           | 804       |
|                      | PP                  | 230                                  | 235       | 216       | 160        | 233         | 153          | 59            | 185       |
| Haricot beans milled | PHH                 | 468                                  | 232       | 96        | 409        | 771         | 604          | 2             | 317       |
|                      | PP                  | 102                                  | 39        | 15        | 60         | 106         | 75           | -             | 68        |



Table 16a: Quantity of food, drinks, and tobacco consumed by domestic expenditure group - country level

11

| Expenditure Item    | Unit of Measurement | DOMESTIC EXPENDITURE GROUP (B I R R) |          |           |           |           |           |           |
|---------------------|---------------------|--------------------------------------|----------|-----------|-----------|-----------|-----------|-----------|
|                     |                     | Below 600                            | 600- 999 | 1000-1399 | 1400-1999 | 2000-2599 | 2600-3399 | 3400-4199 |
| Others              | PHH                 | 243                                  | 213      | 316       | 569       | 1,089     | 956       | 937       |
|                     | PP                  | 243                                  | 175      | 139       | 267       | 347       | 256       | 211       |
| Oil seed            | PHH                 | 136                                  | 631      | 795       | 1,003     | 1,194     | 1,586     | 2,210     |
|                     | PP                  | 76                                   | 500      | 514       | 562       | 442       | 496       | 555       |
| Niger seed          | PHH                 | 1                                    | 61       | 88        | 297       | 264       | 306       | 503       |
|                     | PP                  | 1                                    | 48       | 63        | 227       | 80        | 104       | 114       |
| Linseed white       | PHH                 | -                                    | 1        | -         | 8         | 13        | 5         | 50        |
|                     | PP                  | -                                    | 1        | -         | 6         | 4         | 2         | 24        |
| Linseed black       | PHH                 | -                                    | 312      | 158       | 306       | 536       | 562       | 593       |
|                     | PP                  | -                                    | 209      | 77        | 154       | 203       | 160       | 151       |
| Sesame              | PHH                 | -                                    | 4        | 116       | 112       | 123       | 131       | 130       |
|                     | PP                  | -                                    | 4        | 91        | 55        | 42        | 36        | 37        |
| Sunflower           | PHH                 | 14                                   | 108      | 284       | 129       | 152       | 402       | 669       |
|                     | PP                  | 14                                   | 108      | 196       | 55        | 73        | 140       | 168       |
| Castor beans        | PHH                 | -                                    | 1        | -         | -         | 4         | 32        | 13        |
|                     | PP                  | -                                    | 1        | -         | -         | 1         | 10        | 3         |
| Rape seed           | PHH                 | 121                                  | 145      | 131       | 123       | 86        | 126       | 243       |
|                     | PP                  | 61                                   | 129      | 80        | 55        | 36        | 38        | 55        |
| Others              | PHH                 | -                                    | -        | 19        | 26        | 16        | 23        | 9         |
|                     | PP                  | -                                    | -        | 7         | 9         | 4         | 6         | 2         |
| Cereal preparations | PHH                 | -                                    | 7        | 29        | 89        | 170       | 259       | 386       |
|                     | PP                  | -                                    | 7        | 18        | 64        | 135       | 116       | 225       |
| Spaghetti           | PHH                 | -                                    | -        | 13        | 21        | 82        | 57        | 127       |
|                     | PP                  | -                                    | -        | 7         | 17        | 67        | 21        | 75        |
| Pastini             | PHH                 | -                                    | -        | 1         | 9         | 2         | 5         | 1         |
|                     | PP                  | -                                    | -        | 1         | 4         | 1         | 1         | -         |
| Macaroni            | PHH                 | -                                    | 7        | 14        | 56        | 85        | 196       | 256       |
|                     | PP                  | -                                    | 7        | 10        | 41        | 67        | 92        | 149       |
| Telateli            | PHH                 | -                                    | -        | -         | -         | -         | -         | 1         |
|                     | PP                  | -                                    | -        | -         | -         | -         | -         | -         |

Table 16a (Contd.): Quantity of food, drinks, and tobacco consumed by domestic expenditure group - country level

| Expenditure Item    | Unit of Measurement | DOMESTIC EXPENDITURE GROUP (B I R R) |           |           |            |             |              |               | T o t a l |
|---------------------|---------------------|--------------------------------------|-----------|-----------|------------|-------------|--------------|---------------|-----------|
|                     |                     | 4200-5399                            | 5400-6599 | 6600-8999 | 9000-12599 | 12600-16199 | 16200 -19999 | 20,000 & over |           |
| Others              | PHH                 | 733                                  | 554       | 1,254     | 191        | 2,357       | 317          | 429           | 839       |
|                     | PP                  | 161                                  | 117       | 206       | 31         | 306         | 48           | 67            | 196       |
| Oil seed            | PHH                 | 2,149                                | 2,195     | 4,568     | 1,817      | 3,680       | 2,162        | 1,172         | 2,206     |
|                     | PP                  | 490                                  | 428       | 711       | 250        | 425         | 261          | 176           | 497       |
| Niger seed          | PHH                 | 447                                  | 426       | 497       | 514        | 760         | 840          | 529           | 421       |
|                     | PP                  | 113                                  | 80        | 82        | 65         | 99          | 100          | 82            | 101       |
| Linseed white       | PHH                 | 13                                   | 55        | 27        | 87         | 2           | -            | 67            | 29        |
|                     | PP                  | 3                                    | 13        | 4         | 12         | -           | -            | 11            | 8         |
| Linseed black       | PHH                 | 773                                  | 634       | 2,967     | 538        | 536         | 873          | 213           | 886       |
|                     | PP                  | 171                                  | 113       | 425       | 75         | 75          | 103          | 31            | 181       |
| Sesame              | PHH                 | 164                                  | 156       | 188       | 84         | 38          | 33           | 102           | 138       |
|                     | PP                  | 35                                   | 31        | 33        | 12         | 6           | 5            | 11            | 34        |
| Sunflower           | PHH                 | 543                                  | 763       | 707       | 332        | 2,160       | 106          | 164           | 539       |
|                     | PP                  | 121                                  | 161       | 132       | 49         | 217         | 14           | 26            | 126       |
| Castor beans        | PHH                 | 9                                    | 2         | 4         | 7          | -           | -            | -             | 10        |
|                     | PP                  | 2                                    | -         | 1         | 1          | -           | -            | -             | 3         |
| Rape seed           | PHH                 | 194                                  | 140       | 169       | 253        | 185         | 310          | 92            | 171       |
|                     | PP                  | 43                                   | 26        | 32        | 36         | 28          | 38           | 15            | 41        |
| Others              | PHH                 | 6                                    | 18        | 9         | 2          | -           | -            | 5             | 12        |
|                     | PP                  | 1                                    | 3         | 2         | -          | -           | -            | 1             | 3         |
| Cereal preparations | PHH                 | 583                                  | 891       | 1,711     | 3,295      | 5,972       | 10,370       | 16,553        | 1,180     |
|                     | PP                  | 247                                  | 290       | 462       | 780        | 1,109       | 1,807        | 2,677         | 328       |
| Spaghetti           | PHH                 | 238                                  | 251       | 706       | 1,309      | 2,243       | 3,850        | 7,427         | 456       |
|                     | PP                  | 113                                  | 86        | 195       | 335        | 430         | 695          | 1,223         | 129       |
| Pastini             | PHH                 | 8                                    | 21        | 35        | 83         | 162         | 343          | 824           | 32        |
|                     | PP                  | 2                                    | 7         | 10        | 24         | 33          | 62           | 143           | 8         |
| Macaroni            | PHH                 | 332                                  | 607       | 926       | 1,666      | 3,322       | 5,970        | 7,981         | 658       |
|                     | PP                  | 129                                  | 192       | 245       | 362        | 594         | 1,018        | 1,263         | 183       |
| Telateli            | PHH                 | -                                    | 2         | 6         | 203        | 39          | 113          | 192           | 19        |
|                     | PP                  | -                                    | 1         | 3         | 51         | 8           | 18           | 21            | 5         |

Table 16a: Quantity of food, drinks, and tobacco consumed by domestic expenditure group - country level

| Expenditure Item            | Unit of Measurement | DOMESTIC EXPENDITURE GROUP (B I R R) |          |           |           |           |           |           |
|-----------------------------|---------------------|--------------------------------------|----------|-----------|-----------|-----------|-----------|-----------|
|                             |                     | Below 600                            | 600- 999 | 1000-1399 | 1400-1999 | 2000-2599 | 2600-3399 | 3400-4199 |
| Bocatini                    | PHH                 | -                                    | -        | -         | 2         | -         | -         | -         |
|                             | PP                  | -                                    | -        | -         | 2         | -         | -         | -         |
| Others                      | PHH                 | -                                    | -        | -         | -         | -         | 1         | 2         |
|                             | PP                  | -                                    | -        | -         | -         | -         | 1         | 1         |
| Bread & other prepared food | PHH                 | 6,687                                | 5,606    | 10,894    | 12,199    | 13,557    | 16,321    | 17,865    |
|                             | PP                  | 6,439                                | 5,164    | 8,093     | 6,968     | 6,314     | 6,246     | 6,421     |
| 'Injera'                    | PHH                 | 4,507                                | 3,823    | 6,037     | 7,193     | 9,211     | 11,148    | 11,650    |
|                             | PP                  | 4,507                                | 3,553    | 4,602     | 4,300     | 4,695     | 4,270     | 4,160     |
| Wheat bread(traditional)    | PHH                 | 1,350                                | 1,222    | 3,302     | 3,064     | 2,843     | 2,618     | 2,837     |
|                             | PP                  | 1,350                                | 1,132    | 2,388     | 1,524     | 1,001     | 885       | 847       |
| Wheat bread (bakery)        | PHH                 | 8                                    | 337      | 862       | 1,001     | 1,119     | 1,882     | 2,758     |
|                             | PP                  | 8                                    | 325      | 665       | 625       | 494       | 778       | 1,214     |
| Cakes                       | PHH                 | -                                    | -        | -         | -         | 4         | -         | 1         |
|                             | PP                  | -                                    | -        | -         | -         | 1         | -         | 1         |
| Biscuits                    | PHH                 | -                                    | -        | 22        | 15        | 7         | 43        | 42        |
|                             | PP                  | -                                    | -        | 22        | 6         | 4         | 19        | 12        |
| Others                      | PHH                 | 823                                  | 223      | 671       | 926       | 373       | 630       | 578       |
|                             | PP                  | 576                                  | 154      | 416       | 514       | 118       | 294       | 188       |
| Meat                        | PHH                 | -                                    | 553      | 578       | 1,785     | 2,956     | 5,425     | 6,528     |
|                             | PP                  | -                                    | 552      | 411       | 1,074     | 1,478     | 1,975     | 2,052     |
| Beef                        | PHH                 | -                                    | 505      | 474       | 1,334     | 2,140     | 3,545     | 4,216     |
|                             | PP                  | -                                    | 504      | 368       | 866       | 1,036     | 1,203     | 1,299     |
| Mutton                      | PHH                 | -                                    | 6        | -         | 165       | 328       | 546       | 753       |
|                             | PP                  | -                                    | 6        | -         | 81        | 232       | 198       | 279       |
| Chicken                     | PHH                 | -                                    | 7        | 84        | 176       | 356       | 481       | 659       |
|                             | PP                  | -                                    | 7        | 35        | 68        | 159       | 172       | 196       |
| Pork                        | PHH                 | -                                    | -        | -         | 1         | 2         | 5         | 2         |
|                             | PP                  | -                                    | -        | -         | 1         | 1         | 3         | 1         |
| Canned meat                 | PHH                 | -                                    | -        | -         | -         | -         | -         | 1         |
|                             | PP                  | -                                    | -        | -         | -         | -         | -         | -         |
| Goat meat                   | PHH                 | -                                    | 35       | 19        | 47        | 53        | 777       | 833       |

Table 16a (Contd.): Quantity of food, drinks, and tobacco consumed by domestic expenditure group - country level

| Expenditure Item            | Unit of Measurement | DOMESTIC EXPENDITURE GROUP (BIRR) |           |           |            |             |              |               | Total  |
|-----------------------------|---------------------|-----------------------------------|-----------|-----------|------------|-------------|--------------|---------------|--------|
|                             |                     | 4200-5399                         | 5400-6599 | 6600-8999 | 9000-12599 | 12600-16199 | 16200 -19999 | 20,000 & over |        |
| Bocattini                   | PHH                 | -                                 | -         | 9         | 18         | 18          | 22           | 2             | 3      |
|                             | PP                  | -                                 | -         | 3         | 2          | 3           | 2            | -             | 1      |
| Others                      | PHH                 | 5                                 | 10        | 28        | 17         | 188         | 71           | 127           | 13     |
|                             | PP                  | 2                                 | 3         | 6         | 5          | 42          | 11           | 27            | 3      |
| Bread & other prepared food | PHH                 | 19,419                            | 23,890    | 29,860    | 40,146     | 44,636      | 80,627       | 90,809        | 22,735 |
|                             | PP                  | 5,552                             | 5,734     | 6,865     | 8,463      | 7,789       | 13,904       | 14,182        | 6,565  |
| 'Injera'                    | PHH                 | 11,729                            | 13,208    | 15,480    | 18,983     | 15,337      | 30,920       | 21,362        | 12,495 |
|                             | PP                  | 3,477                             | 3,241     | 3,735     | 4,193      | 2,739       | 5,478        | 3,068         | 3,906  |
| Wheat bread(traditional)    | PHH                 | 3,378                             | 4,985     | 4,779     | 4,557      | 5,901       | 6,327        | 4,520         | 3,650  |
|                             | PP                  | 797                               | 977       | 957       | 770        | 943         | 1,049        | 628           | 948    |
| Wheat bread (bakery)        | PHH                 | 3,866                             | 5,285     | 8,933     | 15,998     | 23,079      | 42,101       | 62,766        | 6,003  |
|                             | PP                  | 1,166                             | 1,410     | 2,059     | 3,362      | 4,049       | 7,155        | 10,108        | 1,523  |
| Cakes                       | PHH                 | 3                                 | 5         | 22        | 112        | 73          | 244          | 867           | 26     |
|                             | PP                  | 1                                 | 1         | 7         | 34         | 14          | 43           | 140           | 6      |
| Biscuits                    | PHH                 | 43                                | 81        | 95        | 92         | 109         | 227          | 564           | 62     |
|                             | PP                  | 11                                | 20        | 20        | 21         | 27          | 39           | 89            | 16     |
| Others                      | PHH                 | 399                               | 326       | 551       | 405        | 136         | 808          | 729           | 501    |
|                             | PP                  | 100                               | 85        | 86        | 81         | 18          | 139          | 149           | 165    |
| Meat                        | PHH                 | 11,339                            | 15,355    | 25,547    | 36,074     | 57,719      | 79,453       | 111,121       | 14,946 |
|                             | PP                  | 2,845                             | 3,356     | 5,371     | 6,242      | 9,353       | 12,833       | 17,512        | 3,331  |
| Beef                        | PHH                 | 7,913                             | 9,119     | 15,448    | 25,000     | 29,607      | 42,804       | 60,141        | 9,304  |
|                             | PP                  | 2,010                             | 2,030     | 3,109     | 4,329      | 4,867       | 6,708        | 9,690         | 2,088  |
| Mutton                      | PHH                 | 1,206                             | 2,611     | 5,594     | 4,749      | 16,143      | 19,458       | 33,404        | 2,702  |
|                             | PP                  | 325                               | 547       | 1,297     | 879        | 2,636       | 2,940        | 4,824         | 582    |
| Chicken                     | PHH                 | 867                               | 1,240     | 1,545     | 2,030      | 3,409       | 3,879        | 4,477         | 1,010  |
|                             | PP                  | 201                               | 269       | 299       | 367        | 601         | 713          | 752           | 232    |
| Pork                        | PHH                 | 6                                 | 47        | 12        | -          | 19          | 6            | 5             | 10     |
|                             | PP                  | 2                                 | 15        | 3         | -          | 4           | 1            | 1             | 3      |
| Canned meat                 | PHH                 | -                                 | -         | -         | -          | -           | 7            | -             | -      |
|                             | PP                  | -                                 | -         | -         | -          | -           | 1            | -             | -      |
| Goat meat                   | PHH                 | 1,031                             | 2,157     | 2,806     | 4,057      | 8,270       | 12,402       | 11,887        | 1,746  |

Table 16a: Quantity of food, drinks, and tobacco consumed by domestic expenditure group - country level

| Expenditure Item     | Unit of Measurement | DOMESTIC EXPENDITURE GROUP (B I R R) |          |           |           |           |           |           |
|----------------------|---------------------|--------------------------------------|----------|-----------|-----------|-----------|-----------|-----------|
|                      |                     | Below 600                            | 600- 999 | 1000-1399 | 1400-1999 | 2000-2599 | 2600-3399 | 3400-4199 |
|                      | PP                  | -                                    | 35       | 7         | 35        | 21        | 385       | 261       |
| Camel meat           | PHH                 | -                                    | -        | -         | 3         | -         | 5         | 41        |
|                      | PP                  | -                                    | -        | -         | 1         | -         | 1         | 9         |
| 'Gigra/Kok meat      | PHH                 | -                                    | -        | -         | 13        | -         | -         | 2         |
|                      | PP                  | -                                    | -        | -         | 3         | -         | -         | -         |
| Others               | PHH                 | -                                    | -        | 2         | 45        | 77        | 66        | 21        |
|                      | PP                  | -                                    | -        | 1         | 18        | 29        | 13        | 7         |
| Fish                 | PHH                 | -                                    | 22       | 24        | 95        | 116       | 387       | 386       |
|                      | PP                  | -                                    | 22       | 23        | 76        | 34        | 112       | 100       |
| Fish fresh           | PHH                 | -                                    | -        | 23        | 80        | 110       | 336       | 361       |
|                      | PP                  | -                                    | -        | 23        | 62        | 32        | 96        | 91        |
| Sardines             | PHH                 | -                                    | -        | -         | -         | -         | -         | -         |
|                      | PP                  | -                                    | -        | -         | -         | -         | -         | -         |
| Tuna                 | PHH                 | -                                    | -        | -         | -         | -         | -         | -         |
|                      | PP                  | -                                    | -        | -         | -         | -         | -         | -         |
| Fish dried           | PHH                 | -                                    | 22       | -         | 16        | 6         | 38        | 19        |
|                      | PP                  | -                                    | 22       | -         | 14        | 2         | 13        | 7         |
| Others               | PHH                 | -                                    | -        | 1         | -         | -         | 13        | 6         |
|                      | PP                  | -                                    | -        | -         | -         | -         | 2         | 2         |
| Milk, Cheese and Egg | PHH                 | 255                                  | 1,455    | 6,419     | 12,277    | 13,803    | 24,858    | 35,013    |
|                      | PP                  | 255                                  | 708      | 3,315     | 5,360     | 4,756     | 6,928     | 8,775     |
| Milk                 | PHH                 | -                                    | 185      | 1,435     | 7,009     | 6,948     | 12,708    | 16,722    |
|                      | PP                  | -                                    | 133      | 655       | 2,911     | 2,362     | 3,613     | 4,170     |
| Milk powdered        | PHH                 | -                                    | -        | -         | -         | -         | 1         | 24        |
|                      | PP                  | -                                    | -        | -         | -         | -         | -         | 10        |
| Cottage cheese       | PHH                 | -                                    | 79       | 195       | 446       | 593       | 1,411     | 1,911     |
|                      | PP                  | -                                    | 40       | 75        | 316       | 205       | 440       | 560       |
| Yoghurt (clotted)    | PHH                 | -                                    | 47       | 97        | 125       | 298       | 455       | 960       |
|                      | PP                  | -                                    | 16       | 23        | 76        | 122       | 160       | 252       |
| Butter milk          | PHH                 | 255                                  | 1,144    | 4,621     | 4,622     | 5,655     | 9,615     | 14,631    |
|                      | PP                  | 255                                  | 520      | 2,543     | 2,027     | 1,940     | 2,505     | 3,576     |

Table 16a (Contd.): Quantity of food, drinks, and tobacco consumed by domestic expenditure group - country level

| Expenditure Item     | Unit of Measurement | DOMESTIC EXPENDITURE GROUP (BIRR) |           |           |            |             |              |               | T o t a l |
|----------------------|---------------------|-----------------------------------|-----------|-----------|------------|-------------|--------------|---------------|-----------|
|                      |                     | 4200-5399                         | 5400-6599 | 6600-8999 | 9000-12599 | 12600-16199 | 16200 -19999 | 20,000 & over |           |
|                      | PP                  | 245                               | 456       | 638       | 617        | 1,202       | 2,345        | 2,061         | 391       |
| Camel meat           | PHH                 | 31                                | 110       | 88        | 199        | 185         | 851          | 1,119         | 75        |
|                      | PP                  | 9                                 | 24        | 14        | 40         | 32          | 115          | 156           | 14        |
| 'Gigra/Kok meat      | PHH                 | 21                                | 11        | -         | -          | 39          | -            | -             | 7         |
|                      | PP                  | 6                                 | 1         | -         | -          | 5           | -            | -             | 2         |
| Others               | PHH                 | 265                               | 60        | 53        | 40         | 47          | 47           | 88            | 90        |
|                      | PP                  | 47                                | 13        | 11        | 8          | 7           | 11           | 29            | 19        |
| Fish                 | PHH                 | 567                               | 597       | 528       | 852        | 482         | 1,825        | 1,653         | 476       |
|                      | PP                  | 134                               | 112       | 117       | 146        | 85          | 300          | 283           | 109       |
| Fish fresh           | PHH                 | 500                               | 560       | 498       | 823        | 450         | 1,734        | 1,270         | 435       |
|                      | PP                  | 118                               | 101       | 112       | 140        | 75          | 282          | 186           | 98        |
| Sardines             | PHH                 | -                                 | -         | -         | 1          | 11          | 17           | 21            | 1         |
|                      | PP                  | -                                 | -         | -         | -          | 5           | 3            | 4             | -         |
| Tuna                 | PHH                 | -                                 | -         | -         | -          | -           | -            | 9             | -         |
|                      | PP                  | -                                 | -         | -         | -          | -           | -            | 1             | -         |
| Fish dried           | PHH                 | 67                                | 37        | 30        | 28         | 14          | 63           | 275           | 37        |
|                      | PP                  | 16                                | 11        | 5         | 5          | 3           | 12           | 53            | 10        |
| Others               | PHH                 | -                                 | -         | -         | -          | 6           | 12           | 79            | 4         |
|                      | PP                  | -                                 | -         | -         | -          | 1           | 2            | 39            | 1         |
| Milk, Cheese and Egg | PHH                 | 46,958                            | 66,329    | 75,882    | 96,779     | 86,825      | 92,675       | 95,177        | 47,364    |
|                      | PP                  | 10,012                            | 12,796    | 12,941    | 14,905     | 12,584      | 12,757       | 15,083        | 9,667     |
| Milk                 | PHH                 | 25,617                            | 31,635    | 41,353    | 45,133     | 46,821      | 69,147       | 71,972        | 24,599    |
|                      | PP                  | 5,484                             | 6,185     | 7,105     | 7,049      | 7,390       | 9,897        | 11,253        | 5,026     |
| Milk powdered        | PHH                 | 1                                 | 37        | 77        | 110        | 55          | 102          | 134           | 29        |
|                      | PP                  | -                                 | 6         | 12        | 29         | 13          | 18           | 19            | 6         |
| Cottage cheese       | PHH                 | 2,117                             | 2,665     | 4,108     | 5,625      | 4,373       | 3,856        | 4,011         | 2,349     |
|                      | PP                  | 469                               | 554       | 691       | 833        | 546         | 562          | 532           | 503       |
| Yoghurt (clotted)    | PHH                 | 1,159                             | 965       | 2,214     | 2,754      | 2,415       | 9,013        | 6,645         | 1,244     |
|                      | PP                  | 248                               | 180       | 396       | 440        | 335         | 1,000        | 1,245         | 253       |
| Butter milk          | PHH                 | 17,331                            | 30,781    | 27,318    | 39,649     | 26,094      | 10,461       | 10,010        | 18,221    |
|                      | PP                  | 3,650                             | 5,820     | 4,600     | 5,901      | 3,213       | 1,263        | 1,611         | 3,680     |

Table 16a: Quantity of food, drinks, and tobacco consumed by domestic expenditure group - country level

| Expenditure Item      | Unit of Measurement | DOMESTIC EXPENDITURE GROUP (B I R R) |          |           |           |           |           |           |
|-----------------------|---------------------|--------------------------------------|----------|-----------|-----------|-----------|-----------|-----------|
|                       |                     | Below 600                            | 600- 999 | 1000-1399 | 1400-1999 | 2000-2599 | 2600-3399 | 3400-4199 |
| Eggs                  | PHH                 | -                                    | -        | -         | 1         | 2         | 4         | 8         |
|                       | PP                  | -                                    | -        | -         | 1         | 1         | 2         | 5         |
| Others                | PHH                 | -                                    | -        | 71        | 75        | 307       | 665       | 757       |
|                       | PP                  | -                                    | -        | 19        | 30        | 127       | 210       | 202       |
| Oils and Fats         | PHH                 | 49                                   | 183      | 437       | 871       | 1,496     | 2,372     | 3,703     |
|                       | PP                  | 49                                   | 151      | 329       | 540       | 722       | 904       | 1,255     |
| Butter unrefined      | PHH                 | -                                    | 26       | 48        | 168       | 233       | 508       | 844       |
|                       | PP                  | -                                    | 20       | 32        | 114       | 104       | 152       | 263       |
| Butter semi-refined   | PHH                 | -                                    | 6        | 14        | 21        | 20        | 39        | 87        |
|                       | PP                  | -                                    | 4        | 7         | 12        | 7         | 14        | 37        |
| Imported butter       | PHH                 | -                                    | -        | -         | -         | -         | -         | 1         |
|                       | PP                  | -                                    | -        | -         | -         | -         | -         | -         |
| Edible oil (local)    | PHH                 | 49                                   | 142      | 286       | 529       | 1,037     | 1,441     | 2,147     |
|                       | PP                  | 49                                   | 118      | 218       | 323       | 516       | 587       | 727       |
| Edible oil (Imported) | PHH                 | -                                    | 9        | 89        | 152       | 206       | 370       | 602       |
|                       | PP                  | -                                    | 9        | 73        | 90        | 94        | 147       | 222       |
| Others                | PHH                 | -                                    | -        | -         | 1         | 1         | 13        | 21        |
|                       | PP                  | -                                    | -        | -         | -         | -         | 3         | 6         |
| Vegetables            | PHH                 | 35,859                               | 40,442   | 42,053    | 74,946    | 93,203    | 107,727   | 128,952   |
|                       | PP                  | 35,290                               | 30,503   | 23,860    | 34,118    | 31,344    | 31,639    | 31,504    |
| Ethiopian kale        | PHH                 | 31,845                               | 32,993   | 30,529    | 56,823    | 71,992    | 85,710    | 101,699   |
|                       | PP                  | 31,845                               | 24,916   | 17,901    | 25,885    | 24,645    | 24,598    | 24,329    |
| Cabbage               | PHH                 | -                                    | -        | 156       | 377       | 684       | 631       | 647       |
|                       | PP                  | -                                    | -        | 74        | 123       | 262       | 179       | 171       |
| Lettuce               | PHH                 | -                                    | -        | 36        | 55        | 34        | 32        | 70        |
|                       | PP                  | -                                    | -        | 10        | 21        | 14        | 8         | 21        |
| Spinach               | PHH                 | -                                    | -        | 117       | 72        | 282       | 246       | 218       |
|                       | PP                  | -                                    | -        | 111       | 46        | 97        | 107       | 88        |
| Carrot                | PHH                 | 111                                  | -        | 18        | 24        | 32        | 34        | 86        |
|                       | PP                  | 111                                  | -        | 18        | 17        | 16        | 16        | 36        |

Table 16a (Contd.): Quantity of food, drinks, and tobacco consumed by domestic expenditure group - country level

| Expenditure Item      | Unit of Measurement | DOMESTIC EXPENDITURE GROUP (B I R R) |           |           |            |             |              |               | T o t a l |
|-----------------------|---------------------|--------------------------------------|-----------|-----------|------------|-------------|--------------|---------------|-----------|
|                       |                     | 4200-5399                            | 5400-6599 | 6600-8999 | 9000-12599 | 12600-16199 | 16200 -19999 | 20,000 & over |           |
| Eggs                  | PHH                 | 7                                    | 17        | 37        | 111        | 269         | 90           | 1,585         | 43        |
|                       | PP                  | 2                                    | 5         | 8         | 21         | 47          | 15           | 286           | 9         |
| Others                | PHH                 | 725                                  | 227       | 775       | 3,397      | 6,798       | 6            | 821           | 878       |
|                       | PP                  | 159                                  | 46        | 129       | 631        | 1,038       | 1            | 136           | 189       |
| Oils and Fats         | PHH                 | 5,417                                | 7,593     | 11,437    | 16,516     | 23,888      | 35,148       | 46,968        | 6,919     |
|                       | PP                  | 1,475                                | 1,783     | 2,427     | 3,097      | 3,977       | 5,688        | 7,740         | 1,644     |
| Butter unrefined      | PHH                 | 1,078                                | 1,627     | 2,310     | 3,633      | 3,497       | 4,013        | 6,481         | 1,346     |
|                       | PP                  | 254                                  | 350       | 441       | 588        | 557         | 611          | 1,077         | 291       |
| Butter semi-refined   | PHH                 | 135                                  | 170       | 401       | 540        | 455         | 1,180        | 1,813         | 195       |
|                       | PP                  | 36                                   | 44        | 76        | 96         | 81          | 175          | 300           | 44        |
| Imported butter       | PHH                 | 2                                    | 34        | 5         | 46         | 12          | 12           | 192           | 11        |
|                       | PP                  | 1                                    | 6         | 1         | 15         | 1           | 2            | 28            | 2         |
| Edible oil (local)    | PHH                 | 3,294                                | 4,624     | 6,998     | 9,896      | 16,519      | 23,325       | 29,311        | 4,268     |
|                       | PP                  | 920                                  | 1,078     | 1,506     | 1,874      | 2,710       | 3,760        | 4,812         | 1,023     |
| Edible oil (Imported) | PHH                 | 890                                  | 1,106     | 1,668     | 2,294      | 3,297       | 6,456        | 8,969         | 1,066     |
|                       | PP                  | 259                                  | 299       | 393       | 505        | 608         | 1,123        | 1,496         | 277       |
| Others                | PHH                 | 18                                   | 32        | 56        | 106        | 108         | 162          | 201           | 33        |
|                       | PP                  | 5                                    | 6         | 10        | 20         | 19          | 18           | 28            | 7         |
| Vegetables            | PHH                 | 136,667                              | 165,914   | 171,300   | 212,347    | 234,222     | 231,244      | 227,661       | 138,802   |
|                       | PP                  | 29,687                               | 31,728    | 29,779    | 34,658     | 32,456      | 35,419       | 37,265        | 31,304    |
| Ethiopian kale        | PHH                 | 104,771                              | 128,407   | 121,413   | 148,216    | 147,138     | 107,134      | 76,754        | 102,771   |
|                       | PP                  | 22,035                               | 23,916    | 20,034    | 23,037     | 18,377      | 14,411       | 12,279        | 22,912    |
| Cabbage               | PHH                 | 1,099                                | 1,590     | 2,613     | 3,672      | 6,802       | 14,085       | 19,629        | 1,740     |
|                       | PP                  | 293                                  | 315       | 564       | 717        | 1,164       | 2,067        | 3,170         | 373       |
| Lettuce               | PHH                 | 106                                  | 87        | 169       | 681        | 803         | 713          | 3,012         | 178       |
|                       | PP                  | 30                                   | 22        | 43        | 142        | 166         | 136          | 547           | 41        |
| Spinach               | PHH                 | 370                                  | 557       | 774       | 1,602      | 2,109       | 4,660        | 7,423         | 612       |
|                       | PP                  | 105                                  | 135       | 162       | 313        | 365         | 925          | 1,254         | 149       |
| Carrot                | PHH                 | 216                                  | 213       | 834       | 1,193      | 2,936       | 4,976        | 9,971         | 498       |
|                       | PP                  | 83                                   | 66        | 173       | 258        | 533         | 1,027        | 1,673         | 113       |



Table 16a: Quantity of food, drinks, and tobacco consumed by domestic expenditure group - country level

| Expenditure Item   | Unit of Measurement | DOMESTIC EXPENDITURE GROUP (B I R R) |          |           |           |           |           |           |
|--------------------|---------------------|--------------------------------------|----------|-----------|-----------|-----------|-----------|-----------|
|                    |                     | Below 600                            | 600- 999 | 1000-1399 | 1400-1999 | 2000-2599 | 2600-3399 | 3400-4199 |
| Tomato             | PHH                 | -                                    | 135      | 663       | 826       | 1,001     | 1,252     | 1,595     |
|                    | PP                  | -                                    | 80       | 418       | 413       | 440       | 444       | 514       |
| Onions             | PHH                 | 83                                   | 651      | 1,147     | 2,071     | 3,401     | 4,615     | 5,733     |
|                    | PP                  | 83                                   | 542      | 797       | 1,173     | 1,408     | 1,713     | 1,883     |
| Garlic             | PHH                 | 8                                    | 89       | 111       | 273       | 402       | 580       | 863       |
|                    | PP                  | 8                                    | 49       | 84        | 115       | 144       | 185       | 224       |
| Pepper green       | PHH                 | 52                                   | 714      | 1,072     | 952       | 1,319     | 2,262     | 2,413     |
|                    | PP                  | 52                                   | 452      | 637       | 431       | 468       | 681       | 633       |
| Pumpkin            | PHH                 | 119                                  | 1,156    | 1,624     | 2,668     | 2,408     | 3,796     | 5,709     |
|                    | PP                  | 119                                  | 744      | 773       | 1,242     | 851       | 1,276     | 1,228     |
| Green beans        | PHH                 | -                                    | 1        | -         | -         | 42        | 350       | 426       |
|                    | PP                  | -                                    | 1        | -         | -         | 12        | 75        | 124       |
| Beet root          | PHH                 | -                                    | 57       | 147       | 194       | 365       | 380       | 498       |
|                    | PP                  | -                                    | 51       | 82        | 101       | 143       | 136       | 133       |
| Switzcharge        | PHH                 | -                                    | -        | 10        | 16        | -         | 40        | 123       |
|                    | PP                  | -                                    | -        | 5         | 16        | -         | 20        | 31        |
| Cauliflower        | PHH                 | -                                    | 2,305    | 167       | 111       | 385       | 554       | 573       |
|                    | PP                  | -                                    | 1,645    | 83        | 49        | 126       | 185       | 145       |
| Canned tomato      | PHH                 | -                                    | -        | -         | -         | -         | 1         | 3         |
|                    | PP                  | -                                    | -        | -         | -         | -         | -         | 2         |
| Leaks              | PHH                 | 8                                    | 112      | 466       | 221       | 406       | 566       | 835       |
|                    | PP                  | 8                                    | 76       | 224       | 103       | 144       | 194       | 215       |
| 'Samma'            | PHH                 | -                                    | 39       | 275       | 344       | 391       | 632       | 657       |
|                    | PP                  | -                                    | 39       | 93        | 158       | 94        | 208       | 162       |
| 'Shiferaw/Aleko    | PHH                 | 3,456                                | 1,725    | 2,152     | 5,237     | 5,493     | 2,345     | 1,546     |
|                    | PP                  | 2,888                                | 1,445    | 654       | 2,674     | 1,062     | 567       | 339       |
| 'Alengele shinkurt | PHH                 | 135                                  | 112      | 208       | 427       | 550       | 1,166     | 1,454     |
|                    | PP                  | 135                                  | 112      | 193       | 150       | 209       | 383       | 361       |
| Others             | PHH                 | 41                                   | 351      | 3,154     | 4,257     | 4,017     | 2,535     | 3,805     |
|                    | PP                  | 41                                   | 351      | 1,702     | 1,401     | 1,211     | 664       | 866       |
| Fruits             | PHH                 | -                                    | 265      | 655       | 1,009     | 2,538     | 2,728     | 3,872     |

Table 16a (Contd.): Quantity of food, drinks, and tobacco consumed by domestic expenditure group - country level

| Expenditure Item   | Unit of Measurement | DOMESTIC EXPENDITURE GROUP (B I R R) |           |           |            |             |              |               | T o t a l |
|--------------------|---------------------|--------------------------------------|-----------|-----------|------------|-------------|--------------|---------------|-----------|
|                    |                     | 4200-5399                            | 5400-6599 | 6600-8999 | 9000-12599 | 12600-16199 | 16200 -19999 | 20,000 & over |           |
| Tomato             | PHH                 | 2,350                                | 3,045     | 3,418     | 6,025      | 10,797      | 14,692       | 20,714        | 2,804     |
|                    | PP                  | 679                                  | 771       | 795       | 1,313      | 1,817       | 2,519        | 3,544         | 719       |
| Onions             | PHH                 | 8,959                                | 11,097    | 15,842    | 22,151     | 37,245      | 47,858       | 68,304        | 10,453    |
|                    | PP                  | 2,437                                | 2,639     | 3,376     | 4,243      | 6,109       | 8,028        | 11,415        | 2,546     |
| Garlic             | PHH                 | 1,026                                | 1,242     | 1,684     | 2,037      | 2,496       | 3,679        | 3,607         | 1,081     |
|                    | PP                  | 248                                  | 267       | 301       | 361        | 418         | 619          | 591           | 242       |
| Pepper green       | PHH                 | 2,584                                | 3,012     | 3,387     | 4,197      | 4,811       | 4,117        | 3,684         | 2,609     |
|                    | PP                  | 600                                  | 603       | 597       | 701        | 674         | 630          | 678           | 605       |
| Pumpkin            | PHH                 | 5,949                                | 6,616     | 8,871     | 11,120     | 7,819       | 17,248       | 1,293         | 5,877     |
|                    | PP                  | 1,285                                | 1,085     | 1,432     | 1,658      | 988         | 3,169        | 177           | 1,235     |
| Green beans        | PHH                 | 92                                   | 191       | 516       | 145        | 122         | 128          | 784           | 246       |
|                    | PP                  | 17                                   | 39        | 145       | 26         | 28          | 25           | 131           | 61        |
| Beet root          | PHH                 | 1,138                                | 1,051     | 1,802     | 2,441      | 2,646       | 3,603        | 3,681         | 1,033     |
|                    | PP                  | 264                                  | 231       | 334       | 450        | 415         | 567          | 537           | 228       |
| Switzcharge        | PHH                 | 32                                   | 102       | 1,639     | -          | 2           | -            | -             | 249       |
|                    | PP                  | 7                                    | 20        | 357       | -          | -           | -            | -             | 57        |
| Cauliflower        | PHH                 | 309                                  | 427       | 357       | 127        | 935         | 2            | 257           | 411       |
|                    | PP                  | 59                                   | 115       | 57        | 26         | 231         | -            | 25            | 115       |
| Canned tomato      | PHH                 | 7                                    | 13        | 32        | 64         | 119         | 268          | 803           | 26        |
|                    | PP                  | 3                                    | 6         | 8         | 16         | 22          | 43           | 136           | 6         |
| Leaks              | PHH                 | 925                                  | 919       | 1,065     | 957        | 1,059       | 2,649        | 4,262         | 841       |
|                    | PP                  | 210                                  | 186       | 199       | 199        | 184         | 447          | 630           | 198       |
| 'Samma'            | PHH                 | 756                                  | 747       | 311       | 567        | -           | -            | 112           | 557       |
|                    | PP                  | 195                                  | 132       | 53        | 101        | -           | -            | 11            | 139       |
| 'Shiferaw/Aleko    | PHH                 | 1,537                                | 704       | 1,144     | 690        | 839         | 1,789        | -             | 1,951     |
|                    | PP                  | 217                                  | 119       | 177       | 107        | 152         | 286          | -             | 476       |
| 'Alengele shinkurt | PHH                 | 1,943                                | 2,926     | 3,243     | 5,149      | 4,144       | 2,192        | 1,741         | 2,055     |
|                    | PP                  | 441                                  | 543       | 560       | 807        | 623         | 295          | 257           | 430       |
| Others             | PHH                 | 2,497                                | 2,969     | 2,185     | 1,314      | 1,397       | 1,451        | 1,631         | 2,810     |
|                    | PP                  | 479                                  | 519       | 411       | 184        | 188         | 225          | 209           | 659       |
| Fruits             | PHH                 | 4,665                                | 5,940     | 12,591    | 22,740     | 13,390      | 15,321       | 35,522        | 6,770     |

Table 16a: Quantity of food, drinks, and tobacco consumed by domestic expenditure group - country level

| Expenditure Item | Unit of Measurement | DOMESTIC EXPENDITURE GROUP (B I R R) |          |           |           |           |           |           |
|------------------|---------------------|--------------------------------------|----------|-----------|-----------|-----------|-----------|-----------|
|                  |                     | Below 600                            | 600- 999 | 1000-1399 | 1400-1999 | 2000-2599 | 2600-3399 | 3400-4199 |
|                  | PP                  | -                                    | 265      | 376       | 490       | 919       | 829       | 1,223     |
| Banana           | PHH                 | -                                    | 105      | 315       | 215       | 376       | 774       | 1,014     |
|                  | PP                  | -                                    | 105      | 204       | 129       | 175       | 274       | 260       |
| Orange local     | PHH                 | -                                    | 11       | 46        | 6         | 44        | 60        | 107       |
|                  | PP                  | -                                    | 11       | 23        | 3         | 34        | 26        | 35        |
| Lemon            | PHH                 | -                                    | 4        | -         | 8         | 8         | 26        | 10        |
|                  | PP                  | -                                    | 4        | -         | 4         | 4         | 10        | 4         |
| Mandarin         | PHH                 | -                                    | -        | -         | 2         | -         | -         | 3         |
|                  | PP                  | -                                    | -        | -         | 1         | -         | -         | 1         |
| Peach            | PHH                 | -                                    | -        | -         | 1         | 4         | -         | -         |
|                  | PP                  | -                                    | -        | -         | -         | 1         | -         | -         |
| Avacado          | PHH                 | -                                    | -        | 10        | 15        | 126       | 177       | 144       |
|                  | PP                  | -                                    | -        | 9         | 7         | 75        | 52        | 41        |
| Pome/apple       | PHH                 | -                                    | -        | -         | -         | -         | -         | 5         |
|                  | PP                  | -                                    | -        | -         | -         | -         | -         | 1         |
| Casimire         | PHH                 | -                                    | -        | -         | -         | -         | -         | -         |
|                  | PP                  | -                                    | -        | -         | -         | -         | -         | -         |
| Cactus           | PHH                 | -                                    | -        | 97        | 490       | 1,017     | 1,207     | 2,039     |
|                  | PP                  | -                                    | -        | 49        | 250       | 341       | 305       | 736       |
| Papaya           | PHH                 | -                                    | 144      | -         | 134       | 334       | 246       | 264       |
|                  | PP                  | -                                    | 144      | -         | 37        | 98        | 100       | 78        |
| Grapes           | PHH                 | -                                    | -        | -         | -         | -         | -         | -         |
|                  | PP                  | -                                    | -        | -         | -         | -         | -         | -         |
| Pineapple        | PHH                 | -                                    | -        | -         | -         | -         | 16        | -         |
|                  | PP                  | -                                    | -        | -         | -         | -         | 8         | -         |
| Guava            | PHH                 | -                                    | -        | 6         | 28        | 8         | 8         | 13        |
|                  | PP                  | -                                    | -        | 4         | 13        | 2         | 2         | 4         |
| Mango            | PHH                 | -                                    | -        | -         | 76        | 241       | 104       | 167       |
|                  | PP                  | -                                    | -        | -         | 35        | 96        | 31        | 41        |
| Water melon      | PHH                 | -                                    | -        | -         | -         | -         | -         | -         |
|                  | PP                  | -                                    | -        | -         | -         | -         | -         | -         |

Table 16a (Contd.): Quantity of food, drinks, and tobacco consumed by domestic expenditure group - country level

| Expenditure Item | Unit of Measurement | DOMESTIC EXPENDITURE GROUP (B I R R) |           |           |            |             |              |               | Total |
|------------------|---------------------|--------------------------------------|-----------|-----------|------------|-------------|--------------|---------------|-------|
|                  |                     | 4200-5399                            | 5400-6599 | 6600-8999 | 9000-12599 | 12600-16199 | 16200 -19999 | 20,000 & over |       |
|                  | PP                  | 1,132                                | 1,316     | 2,833     | 4,559      | 2,191       | 2,509        | 5,769         | 1,579 |
| Banana           | PHH                 | 1,349                                | 2,037     | 2,873     | 3,269      | 4,504       | 6,088        | 9,275         | 1,651 |
|                  | PP                  | 288                                  | 458       | 592       | 620        | 668         | 924          | 1,599         | 371   |
| Orange local     | PHH                 | 199                                  | 299       | 677       | 1,926      | 2,142       | 4,929        | 9,709         | 520   |
|                  | PP                  | 51                                   | 87        | 180       | 485        | 462         | 915          | 1,680         | 125   |
| Lemon            | PHH                 | 19                                   | 24        | 62        | 100        | 148         | 759          | 329           | 41    |
|                  | PP                  | 6                                    | 7         | 16        | 22         | 30          | 111          | 61            | 10    |
| Mandarin         | PHH                 | 11                                   | -         | 2         | 59         | 5           | 14           | 104           | 8     |
|                  | PP                  | 2                                    | -         | -         | 14         | 1           | 3            | 19            | 2     |
| Peach            | PHH                 | 58                                   | -         | 10        | 12         | 19          | 22           | 68            | 15    |
|                  | PP                  | 11                                   | -         | 2         | 2          | 3           | 2            | 13            | 3     |
| Avacado          | PHH                 | 201                                  | 397       | 506       | 743        | 816         | 537          | 414           | 284   |
|                  | PP                  | 53                                   | 78        | 84        | 128        | 131         | 76           | 68            | 63    |
| Pome/apple       | PHH                 | -                                    | -         | -         | -          | 12          | -            | 4             | 1     |
|                  | PP                  | -                                    | -         | -         | -          | 2           | -            | 1             | -     |
| Casimire         | PHH                 | 3                                    | 13        | -         | 1          | -           | 7            | -             | 2     |
|                  | PP                  | 1                                    | 5         | -         | -          | -           | 1            | -             | 1     |
| Cactus           | PHH                 | 2,106                                | 2,289     | 7,055     | 14,726     | 4,222       | 319          | 13,175        | 3,368 |
|                  | PP                  | 559                                  | 473       | 1,654     | 2,953      | 594         | 35           | 1,883         | 796   |
| Papaya           | PHH                 | 371                                  | 467       | 438       | 916        | 584         | 1,403        | 688           | 385   |
|                  | PP                  | 78                                   | 105       | 96        | 156        | 100         | 227          | 140           | 93    |
| Grapes           | PHH                 | -                                    | -         | 12        | -          | -           | 1            | -             | 2     |
|                  | PP                  | -                                    | -         | 3         | -          | -           | 0            | -             | -     |
| Pineapple        | PHH                 | 6                                    | 76        | 14        | 109        | 183         | 43           | 245           | 29    |
|                  | PP                  | 2                                    | 19        | 3         | 26         | 26          | 10           | 36            | 7     |
| Guava            | PHH                 | 65                                   | 18        | 83        | 56         | 62          | 44           | 1             | 35    |
|                  | PP                  | 10                                   | 3         | 14        | 7          | 12          | 7            | -             | 7     |
| Mango            | PHH                 | 169                                  | 205       | 280       | 422        | 510         | 824          | 1,153         | 216   |
|                  | PP                  | 41                                   | 57        | 73        | 87         | 128         | 151          | 212           | 57    |
| Water melon      | PHH                 | -                                    | -         | -         | -          | 5           | -            | 66            | 1     |
|                  | PP                  | -                                    | -         | -         | -          | 1           | -            | 11            | -     |

Table 16a: Quantity of food, drinks, and tobacco consumed by domestic expenditure group - country level

| Expenditure Item | Unit of Measurement | DOMESTIC EXPENDITURE GROUP (B I R R) |          |           |           |           |           |           |
|------------------|---------------------|--------------------------------------|----------|-----------|-----------|-----------|-----------|-----------|
|                  |                     | Below 600                            | 600- 999 | 1000-1399 | 1400-1999 | 2000-2599 | 2600-3399 | 3400-4199 |
| Strawberry       | PHH                 | -                                    | -        | -         | -         | -         | -         | -         |
|                  | PP                  | -                                    | -        | -         | -         | -         | -         | -         |
| Dates            | PHH                 | -                                    | -        | -         | -         | -         | -         | -         |
|                  | PP                  | -                                    | -        | -         | -         | -         | -         | -         |
| Ground nuts      | PHH                 | -                                    | -        | 3         | 4         | 12        | 10        | 26        |
|                  | PP                  | -                                    | -        | 3         | 1         | 4         | 3         | 9         |
| Juice            | PHH                 | -                                    | -        | -         | -         | -         | -         | -         |
|                  | PP                  | -                                    | -        | -         | -         | -         | -         | -         |
| Citron           | PHH                 | -                                    | -        | 5         | -         | 2         | 5         | 3         |
|                  | PP                  | -                                    | -        | 2         | -         | 1         | 2         | 1         |
| Others           | PHH                 | -                                    | -        | 172       | 31        | 367       | 96        | 78        |
|                  | PP                  | -                                    | -        | 83        | 10        | 88        | 15        | 11        |
| Spices           | PHH                 | 1,401                                | 2,522    | 3,792     | 5,424     | 6,979     | 9,177     | 10,782    |
|                  | PP                  | 1,137                                | 1,928    | 2,495     | 2,828     | 2,683     | 2,944     | 2,876     |
| Pepper whole     | PHH                 | -                                    | 48       | 358       | 133       | 254       | 404       | 309       |
|                  | PP                  | -                                    | 31       | 243       | 66        | 111       | 130       | 79        |
| Pepper milled    | PHH                 | 1,275                                | 2,124    | 2,867     | 3,978     | 4,640     | 6,070     | 7,196     |
|                  | PP                  | 1,018                                | 1,614    | 1,937     | 2,160     | 1,886     | 2,040     | 1,916     |
| Black pepper     | PHH                 | -                                    | 6        | 12        | 3         | 12        | 15        | 27        |
|                  | PP                  | -                                    | 5        | 9         | 1         | 5         | 4         | 8         |
| Long pepper      | PHH                 | -                                    | 2        | 2         | 1         | 30        | 2         | 3         |
|                  | PP                  | -                                    | 2        | 2         | 1         | 10        | 1         | 1         |
| White cumin      | PHH                 | -                                    | 20       | 17        | 16        | 37        | 46        | 46        |
|                  | PP                  | -                                    | 17       | 10        | 9         | 14        | 14        | 11        |
| Black cumin      | PHH                 | -                                    | 8        | 6         | 19        | 47        | 58        | 71        |
|                  | PP                  | -                                    | 8        | 4         | 10        | 16        | 18        | 19        |
| Ginger           | PHH                 | 7                                    | 133      | 134       | 293       | 683       | 984       | 1,148     |
|                  | PP                  | 7                                    | 119      | 86        | 135       | 232       | 287       | 312       |
| Cloves           | PHH                 | -                                    | 1        | 3         | 6         | 9         | 9         | 11        |
|                  | PP                  | -                                    | 1        | 2         | 2         | 4         | 2         | 3         |

Table 16a (Contd.): Quantity of food, drinks, and tobacco consumed by domestic expenditure group - country level

| Expenditure Item | Unit of Measurement | DOMESTIC EXPENDITURE GROUP (B I R R) |           |           |            |             |              |               | Total  |
|------------------|---------------------|--------------------------------------|-----------|-----------|------------|-------------|--------------|---------------|--------|
|                  |                     | 4200-5399                            | 5400-6599 | 6600-8999 | 9000-12599 | 12600-16199 | 16200 -19999 | 20,000 & over |        |
| Strawberry       | PHH                 | -                                    | -         | -         | 177        | -           | -            | -             | 12     |
|                  | PP                  | -                                    | -         | -         | 22         | -           | -            | -             | 1      |
| Dates            | PHH                 | 1                                    | 27        | 111       | 81         | 56          | 8            | 24            | 24     |
|                  | PP                  | -                                    | 8         | 22        | 11         | 10          | 1            | 4             | 5      |
| Ground nuts      | PHH                 | 34                                   | 23        | 23        | 20         | 30          | 58           | 31            | 22     |
|                  | PP                  | 8                                    | 5         | 4         | 3          | 7           | 8            | 4             | 5      |
| Juice            | PHH                 | -                                    | -         | -         | 96         | 17          | 105          | 58            | 8      |
|                  | PP                  | -                                    | -         | -         | 16         | 5           | 15           | 7             | 1      |
| Citron           | PHH                 | 26                                   | 15        | 12        | 1          | 41          | 87           | 42            | 12     |
|                  | PP                  | 13                                   | 3         | 3         | -          | 4           | 10           | 8             | 4      |
| Others           | PHH                 | 48                                   | 50        | 433       | 27         | 33          | 74           | 136           | 135    |
|                  | PP                  | 8                                    | 6         | 88        | 5          | 7           | 12           | 23            | 27     |
| Spices           | PHH                 | 13,022                               | 14,324    | 18,487    | 21,204     | 25,683      | 21,633       | 29,117        | 12,887 |
|                  | PP                  | 3,013                                | 2,929     | 3,335     | 3,457      | 4,073       | 3,368        | 4,669         | 3,030  |
| Pepper whole     | PHH                 | 546                                  | 409       | 978       | 740        | 922         | 3,881        | 981           | 527    |
|                  | PP                  | 130                                  | 83        | 173       | 129        | 135         | 511          | 157           | 122    |
| Pepper milled    | PHH                 | 8,773                                | 9,499     | 12,227    | 13,042     | 18,365      | 12,926       | 23,434        | 8,604  |
|                  | PP                  | 2,056                                | 1,934     | 2,284     | 2,166      | 2,952       | 2,149        | 3,774         | 2,078  |
| Black pepper     | PHH                 | 12                                   | 9         | 14        | 68         | 50          | 32           | 93            | 20     |
|                  | PP                  | 3                                    | 2         | 2         | 11         | 7           | 5            | 10            | 5      |
| Long pepper      | PHH                 | 10                                   | 6         | 10        | 24         | 21          | 20           | 10            | 10     |
|                  | PP                  | 3                                    | 1         | 2         | 5          | 3           | 2            | 1             | 2      |
| White cumin      | PHH                 | 68                                   | 92        | 101       | 102        | 214         | 84           | 108           | 68     |
|                  | PP                  | 16                                   | 18        | 18        | 17         | 32          | 14           | 15            | 15     |
| Black cumin      | PHH                 | 93                                   | 145       | 132       | 419        | 264         | 112          | 139           | 112    |
|                  | PP                  | 21                                   | 26        | 23        | 57         | 41          | 20           | 21            | 22     |
| Ginger           | PHH                 | 1,400                                | 1,953     | 2,162     | 3,085      | 3,442       | 2,656        | 2,568         | 1,493  |
|                  | PP                  | 320                                  | 402       | 372       | 520        | 529         | 391          | 417           | 327    |
| Cloves           | PHH                 | 44                                   | 44        | 126       | 304        | 27          | 27           | 68            | 55     |
|                  | PP                  | 14                                   | 10        | 21        | 47         | 4           | 3            | 12            | 11     |

Table 16a: Quantity of food, drinks, and tobacco consumed by domestic expenditure group - country level

| Expenditure Item               | Unit of Measurement | DOMESTIC EXPENDITURE GROUP (B I R R) |          |           |           |           |           |           |
|--------------------------------|---------------------|--------------------------------------|----------|-----------|-----------|-----------|-----------|-----------|
|                                |                     | Below 600                            | 600- 999 | 1000-1399 | 1400-1999 | 2000-2599 | 2600-3399 | 3400-4199 |
| Cinnamon                       | PHH                 | -                                    | -        | -         | -         | -         | 3         | 3         |
|                                | PP                  | -                                    | -        | -         | -         | -         | 1         | 1         |
| Cardamon                       | PHH                 | -                                    | 1        | 3         | 4         | 9         | 27        | 34        |
|                                | PP                  | -                                    | 1        | 2         | 2         | 4         | 10        | 9         |
| Tumeric                        | PHH                 | -                                    | 10       | 8         | 31        | 45        | 52        | 83        |
|                                | PP                  | -                                    | 10       | 7         | 18        | 21        | 17        | 25        |
| Mustard                        | PHH                 | -                                    | -        | -         | 24        | 2         | 53        | 8         |
|                                | PP                  | -                                    | -        | -         | 12        | 1         | 10        | 2         |
| Rue                            | PHH                 | 20                                   | 6        | 27        | 147       | 157       | 224       | 246       |
|                                | PP                  | 18                                   | 6        | 8         | 59        | 44        | 60        | 58        |
| Coriander                      | PHH                 | -                                    | 3        | 9         | 78        | 63        | 89        | 184       |
|                                | PP                  | -                                    | 3        | 6         | 35        | 19        | 29        | 44        |
| Savory                         | PHH                 | -                                    | -        | 9         | 18        | 48        | 24        | 45        |
|                                | PP                  | -                                    | -        | 3         | 12        | 13        | 8         | 11        |
| Fennel                         | PHH                 | -                                    | -        | -         | 10        | 47        | 37        | 25        |
|                                | PP                  | -                                    | -        | -         | 3         | 16        | 9         | 6         |
| Chilies                        | PHH                 | 95                                   | 111      | 250       | 522       | 541       | 654       | 687       |
|                                | PP                  | 91                                   | 63       | 139       | 238       | 171       | 178       | 183       |
| Basil                          | PHH                 | 3                                    | 9        | 47        | 49        | 64        | 90        | 166       |
|                                | PP                  | 3                                    | 8        | 24        | 21        | 24        | 28        | 45        |
| False cardamon                 | PHH                 | -                                    | -        | -         | -         | -         | -         | -         |
|                                | PP                  | -                                    | -        | -         | -         | -         | -         | -         |
| Others                         | PHH                 | -                                    | 43       | 41        | 91        | 290       | 335       | 488       |
|                                | PP                  | -                                    | 42       | 13        | 45        | 93        | 98        | 142       |
| Potatoes, other tubers & stems | PHH                 | 50,727                               | 57,278   | 61,870    | 153,956   | 211,079   | 332,680   | 359,147   |
|                                | PP                  | 50,535                               | 35,743   | 33,557    | 75,201    | 70,087    | 92,077    | 87,005    |
| Potato                         | PHH                 | 1,253                                | 7,118    | 16,001    | 15,232    | 28,703    | 38,773    | 43,247    |
|                                | PP                  | 1,061                                | 5,380    | 8,118     | 6,945     | 10,129    | 11,997    | 11,292    |
| Sweet potato                   | PHH                 | 197                                  | 512      | 3,250     | 17,943    | 16,614    | 24,707    | 29,100    |
|                                | PP                  | 197                                  | 512      | 1,795     | 11,691    | 5,161     | 7,387     | 6,809     |
| 'Kocho'                        | PHH                 | 46,837                               | 44,760   | 35,723    | 91,354    | 125,307   | 220,943   | 228,981   |

Table 16a (Contd.): Quantity of food, drinks, and tobacco consumed by domestic expenditure group - country level

| Expenditure Item               | Unit of Measurement | DOMESTIC EXPENDITURE GROUP (B I R R) |           |           |            |             |              |               | T o t a l |
|--------------------------------|---------------------|--------------------------------------|-----------|-----------|------------|-------------|--------------|---------------|-----------|
|                                |                     | 4200-5399                            | 5400-6599 | 6600-8999 | 9000-12599 | 12600-16199 | 16200 -19999 | 20,000 & over |           |
| Cinnamon                       | PHH                 | 6                                    | 3         | 11        | 27         | 3           | 7            | 10            | 6         |
|                                | PP                  | 2                                    | 2         | 2         | 5          | 1           | 1            | 2             | 1         |
| Cardamon                       | PHH                 | 46                                   | 99        | 142       | 78         | 139         | 117          | 163           | 60        |
|                                | PP                  | 10                                   | 33        | 23        | 13         | 29          | 16           | 23            | 14        |
| Tumeric                        | PHH                 | 101                                  | 130       | 204       | 245        | 309         | 387          | 372           | 116       |
|                                | PP                  | 26                                   | 32        | 41        | 44         | 47          | 68           | 57            | 28        |
| Mustard                        | PHH                 | 9                                    | 4         | 23        | 11         | 53          | 13           | 229           | 20        |
|                                | PP                  | 2                                    | 1         | 3         | 3          | 7           | 2            | 35            | 4         |
| Rue                            | PHH                 | 149                                  | 184       | 211       | 192        | 198         | 149          | 60            | 186       |
|                                | PP                  | 29                                   | 38        | 39        | 33         | 31          | 24           | 11            | 43        |
| Coriander                      | PHH                 | 99                                   | 194       | 127       | 109        | 164         | 136          | 35            | 121       |
|                                | PP                  | 22                                   | 36        | 22        | 18         | 28          | 19           | 6             | 28        |
| Savory                         | PHH                 | 61                                   | 29        | 26        | 59         | 48          | 42           | 10            | 39        |
|                                | PP                  | 13                                   | 6         | 4         | 9          | 9           | 5            | 1             | 9         |
| Fennel                         | PHH                 | 40                                   | 30        | 32        | 65         | 33          | 5            | -             | 34        |
|                                | PP                  | 8                                    | 5         | 5         | 10         | 6           | 1            | -             | 7         |
| Chilies                        | PHH                 | 587                                  | 565       | 748       | 942        | 606         | 246          | 230           | 628       |
|                                | PP                  | 123                                  | 116       | 116       | 133        | 76          | 36           | 28            | 146       |
| Basil                          | PHH                 | 173                                  | 177       | 168       | 221        | 134         | 202          | 130           | 143       |
|                                | PP                  | 38                                   | 36        | 29        | 36         | 22          | 27           | 19            | 33        |
| False cardamon                 | PHH                 | -                                    | -         | 1         | 1          | 1           | 2            | 7             | -         |
|                                | PP                  | -                                    | -         | -         | -          | -           | -            | 1             | -         |
| Others                         | PHH                 | 803                                  | 750       | 1,045     | 1,468      | 690         | 590          | 471           | 647       |
|                                | PP                  | 177                                  | 146       | 155       | 202        | 113         | 74           | 78            | 134       |
| Potatoes, other tubers & stems | PHH                 | 437,848                              | 503,886   | 490,547   | 593,897    | 427,776     | 400,250      | 244,269       | 388,971   |
|                                | PP                  | 87,406                               | 93,891    | 80,381    | 91,629     | 58,539      | 57,468       | 39,748        | 83,248    |
| Potato                         | PHH                 | 59,964                               | 60,966    | 70,349    | 102,874    | 74,964      | 87,136       | 89,246        | 53,318    |
|                                | PP                  | 13,026                               | 12,039    | 12,796    | 14,570     | 10,575      | 14,250       | 13,578        | 11,810    |
| Sweet potato                   | PHH                 | 49,726                               | 45,986    | 52,000    | 59,927     | 8,843       | 41,533       | 3,413         | 36,294    |
|                                | PP                  | 9,844                                | 8,482     | 8,807     | 8,744      | 1,376       | 7,833        | 545           | 7,823     |
| 'Kocho'                        | PHH                 | 278,633                              | 356,708   | 330,832   | 391,961    | 318,818     | 247,045      | 141,600       | 256,320   |



Table 16a: Quantity of food, drinks, and tobacco consumed by domestic expenditure group - country level

| Expenditure Item                     | Unit of Measurement | DOMESTIC EXPENDITURE GROUP (B I R R) |          |           |           |           |           |           |
|--------------------------------------|---------------------|--------------------------------------|----------|-----------|-----------|-----------|-----------|-----------|
|                                      |                     | Below 600                            | 600- 999 | 1000-1399 | 1400-1999 | 2000-2599 | 2600-3399 | 3400-4199 |
|                                      | PP                  | 46,837                               | 27,762   | 20,647    | 42,627    | 41,558    | 60,092    | 55,105    |
| 'Amicho'                             | PHH                 | 1,820                                | 4,661    | 3,373     | 20,454    | 28,135    | 24,938    | 30,360    |
|                                      | PP                  | 1,820                                | 1,862    | 1,483     | 9,416     | 9,171     | 6,336     | 7,011     |
| 'Anchote'                            | PHH                 | -                                    | -        | 58        | 36        | 330       | 1,167     | 507       |
|                                      | PP                  | -                                    | -        | 19        | 12        | 88        | 269       | 128       |
| 'Godere'                             | PHH                 | 597                                  | 28       | 2,773     | 7,561     | 10,653    | 16,766    | 18,585    |
|                                      | PP                  | 597                                  | 28       | 1,217     | 3,825     | 3,567     | 4,420     | 4,433     |
| 'Boye'                               | PHH                 | 24                                   | -        | 305       | 911       | 545       | 1,755     | 5,445     |
|                                      | PP                  | 24                                   | -        | 150       | 532       | 148       | 537       | 1,517     |
| 'Bula'                               | PHH                 | -                                    | 35       | -         | 34        | 112       | 300       | 522       |
|                                      | PP                  | -                                    | 35       | -         | 10        | 46        | 94        | 139       |
| Others                               | PHH                 | -                                    | 164      | 386       | 432       | 680       | 3,330     | 2,400     |
|                                      | PP                  | -                                    | 164      | 127       | 145       | 220       | 945       | 570       |
| Coffee, Tea, Chat & Buckthorn leaves | PHH                 | 2,445                                | 3,318    | 7,636     | 11,091    | 16,845    | 23,894    | 33,606    |
|                                      | PP                  | 2,363                                | 2,689    | 4,951     | 5,619     | 5,903     | 7,273     | 8,800     |
| Tea leaves                           | PHH                 | -                                    | 21       | 62        | 107       | 119       | 190       | 175       |
|                                      | PP                  | -                                    | 21       | 44        | 61        | 53        | 69        | 63        |
| Coffee beans                         | PHH                 | 646                                  | 2,242    | 2,677     | 3,432     | 4,671     | 5,741     | 6,360     |
|                                      | PP                  | 634                                  | 1,917    | 1,878     | 1,860     | 1,931     | 1,906     | 1,712     |
| Coffee leaves                        | PHH                 | 485                                  | 227      | 728       | 3,141     | 5,473     | 4,770     | 5,927     |
|                                      | PP                  | 416                                  | 188      | 260       | 1,337     | 1,530     | 1,298     | 1,329     |
| Buck-thorn leaves                    | PHH                 | 19                                   | 93       | 47        | 739       | 319       | 688       | 956       |
|                                      | PP                  | 19                                   | 93       | 23        | 570       | 100       | 202       | 249       |
| 'Chat'                               | PHH                 | 2                                    | 4        | 408       | 625       | 1,435     | 4,450     | 10,880    |
|                                      | PP                  | 2                                    | 4        | 234       | 328       | 602       | 1,549     | 3,319     |
| 'Mekmoko'                            | PHH                 | -                                    | -        | -         | -         | 1         | 5         | 5         |
|                                      | PP                  | -                                    | -        | -         | -         | -         | 1         | 1         |
| Coffee whole                         | PHH                 | 1,246                                | 706      | 1,874     | 1,865     | 2,862     | 5,174     | 5,429     |
|                                      | PP                  | 1,246                                | 441      | 1,246     | 993       | 1,045     | 1,449     | 1,306     |
| Others                               | PHH                 | 47                                   | 25       | 1,839     | 1,182     | 1,966     | 2,876     | 3,874     |
|                                      | PP                  | 47                                   | 25       | 1,265     | 469       | 642       | 799       | 821       |

Table 16a (Contd.): Quantity of food, drinks, and tobacco consumed by domestic expenditure group - country level

| Expenditure Item                     | Unit of Measurement | DOMESTIC EXPENDITURE GROUP (B I R R) |           |           |            |             |              |               | T o t a l |
|--------------------------------------|---------------------|--------------------------------------|-----------|-----------|------------|-------------|--------------|---------------|-----------|
|                                      |                     | 4200-5399                            | 5400-6599 | 6600-8999 | 9000-12599 | 12600-16199 | 16200 -19999 | 20,000 & over |           |
|                                      | PP                  | 54,812                               | 65,677    | 52,306    | 62,016     | 42,755      | 32,485       | 24,233        | 53,713    |
| 'Amicho'                             | PHH                 | 29,989                               | 14,786    | 13,405    | 17,032     | 14,253      | 3,946        | 1,670         | 22,243    |
|                                      | PP                  | 5,685                                | 2,472     | 2,246     | 2,862      | 2,474       | 363          | 239           | 5,157     |
| 'Anchote'                            | PHH                 | 936                                  | 457       | 1,181     | 1,263      | 913         | 662          | 131           | 762       |
|                                      | PP                  | 183                                  | 121       | 175       | 165        | 144         | 101          | 19            | 152       |
| 'Godere'                             | PHH                 | 14,355                               | 16,775    | 12,956    | 16,793     | 7,033       | 18,175       | 5,473         | 14,388    |
|                                      | PP                  | 2,923                                | 3,261     | 2,369     | 2,647      | 814         | 2,197        | 763           | 3,286     |
| 'Boye'                               | PHH                 | 1,973                                | 6,498     | 7,799     | 1,092      | 2,011       | 263          | 52            | 3,437     |
|                                      | PP                  | 432                                  | 1,532     | 1,327     | 155        | 275         | 25           | 9             | 801       |
| 'Bula'                               | PHH                 | 858                                  | 898       | 1,283     | 2,531      | 903         | 1,472        | 1,644         | 782       |
|                                      | PP                  | 186                                  | 168       | 231       | 410        | 120         | 213          | 214           | 157       |
| Others                               | PHH                 | 1,414                                | 812       | 741       | 424        | 38          | 19           | 1,039         | 1,426     |
|                                      | PP                  | 316                                  | 138       | 124       | 60         | 6           | 2            | 148           | 348       |
| Coffee, Tea, Chat & Buckthorn leaves | PHH                 | 40,431                               | 47,672    | 56,696    | 60,759     | 60,878      | 83,651       | 37,443        | 37,622    |
|                                      | PP                  | 8,746                                | 9,782     | 10,547    | 9,558      | 9,253       | 13,628       | 6,616         | 8,451     |
| Tea leaves                           | PHH                 | 346                                  | 361       | 492       | 580        | 1,265       | 2,052        | 2,088         | 349       |
|                                      | PP                  | 116                                  | 83        | 113       | 121        | 218         | 351          | 339           | 94        |
| Coffee beans                         | PHH                 | 7,814                                | 9,293     | 12,015    | 13,610     | 18,739      | 15,112       | 15,552        | 8,137     |
|                                      | PP                  | 1,777                                | 1,895     | 2,164     | 2,195      | 2,747       | 2,392        | 2,516         | 1,929     |
| Coffee leaves                        | PHH                 | 5,212                                | 5,035     | 5,358     | 5,294      | 5,534       | 2,081        | 1,222         | 4,977     |
|                                      | PP                  | 1,063                                | 963       | 898       | 896        | 850         | 249          | 163           | 1,101     |
| Buck-thorn leaves                    | PHH                 | 1,069                                | 1,648     | 2,342     | 2,853      | 4,281       | 5,303        | 6,237         | 1,405     |
|                                      | PP                  | 243                                  | 300       | 411       | 411        | 609         | 633          | 1,212         | 300       |
| 'Chat'                               | PHH                 | 15,674                               | 20,935    | 25,437    | 25,339     | 23,194      | 51,344       | 10,176        | 13,846    |
|                                      | PP                  | 3,469                                | 4,413     | 5,116     | 3,971      | 3,863       | 9,057        | 1,981         | 3,071     |
| 'Mekmoko'                            | PHH                 | 249                                  | 6         | 30        | 1          | 15          | 14           | 72            | 54        |
|                                      | PP                  | 68                                   | 2         | 4         | -          | 5           | 2            | 10            | 14        |
| Coffee whole                         | PHH                 | 6,785                                | 7,687     | 9,069     | 11,823     | 7,102       | 6,360        | 2,050         | 6,294     |
|                                      | PP                  | 1,378                                | 1,604     | 1,503     | 1,765      | 871         | 718          | 390           | 1,360     |
| Others                               | PHH                 | 3,283                                | 2,708     | 1,952     | 1,258      | 749         | 1,384        | 46            | 2,560     |
|                                      | PP                  | 630                                  | 523       | 339       | 199        | 90          | 226          | 6             | 582       |

Table 16a: Quantity of food, drinks, and tobacco consumed by domestic expenditure group - country level

| Expenditure Item       | Unit of Measurement | DOMESTIC EXPENDITURE GROUP (B I R R) |          |           |           |           |           |           |
|------------------------|---------------------|--------------------------------------|----------|-----------|-----------|-----------|-----------|-----------|
|                        |                     | Below 600                            | 600- 999 | 1000-1399 | 1400-1999 | 2000-2599 | 2600-3399 | 3400-4199 |
| Other food items       | PHH                 | 4,005                                | 5,967    | 8,975     | 11,236    | 14,367    | 19,291    | 24,302    |
|                        | PP                  | 3,657                                | 4,634    | 5,882     | 5,549     | 5,482     | 5,901     | 6,360     |
| Salt                   | PHH                 | 3,820                                | 5,482    | 8,194     | 9,439     | 12,358    | 15,196    | 17,729    |
|                        | PP                  | 3,476                                | 4,175    | 5,373     | 4,536     | 4,544     | 4,556     | 4,500     |
| Sugar                  | PHH                 | 143                                  | 333      | 502       | 1,365     | 1,480     | 2,096     | 3,137     |
|                        | PP                  | 143                                  | 309      | 408       | 798       | 768       | 788       | 1,106     |
| Honey                  | PHH                 | -                                    | 5        | 25        | 21        | 6         | 10        | 50        |
|                        | PP                  | -                                    | 5        | 21        | 15        | 2         | 4         | 18        |
| Marmalade              | PHH                 | -                                    | -        | -         | -         | -         | -         | -         |
|                        | PP                  | -                                    | -        | -         | -         | -         | -         | -         |
| Margarine              | PHH                 | -                                    | 15       | 6         | -         | -         | 1         | -         |
|                        | PP                  | -                                    | 15       | 6         | -         | -         | -         | -         |
| Sugar cane             | PHH                 | -                                    | 128      | 236       | 330       | 468       | 1,947     | 3,337     |
|                        | PP                  | -                                    | 128      | 64        | 166       | 149       | 545       | 727       |
| Baking powder          | PHH                 | -                                    | -        | -         | 1         | 16        | 4         | 2         |
|                        | PP                  | -                                    | -        | -         | 1         | 8         | 1         | 1         |
| Candy and chewing gum  | PHH                 | -                                    | -        | -         | 1         | 9         | 9         | 7         |
|                        | PP                  | -                                    | -        | -         | -         | 3         | 3         | 2         |
| Others                 | PHH                 | 42                                   | 3        | 13        | 78        | 30        | 28        | 38        |
|                        | PP                  | 39                                   | 1        | 11        | 33        | 8         | 5         | 7         |
| BEVERAGES              | PHH                 | 8,967                                | 1,610    | 1,888     | 1,789     | 3,086     | 2,938     | 3,699     |
|                        | PP                  | 7,321                                | 773      | 867       | 761       | 1,041     | 957       | 955       |
| Non-alcoholic          | PHH                 | -                                    | -        | 34        | 31        | 32        | 116       | 150       |
|                        | PP                  | -                                    | -        | 25        | 13        | 30        | 52        | 63        |
| Mineral water          | PHH                 | -                                    | -        | 17        | -         | 2         | 6         | 11        |
|                        | PP                  | -                                    | -        | 14        | -         | 1         | 3         | 5         |
| Coca Cola, Fanta, etc. | PHH                 | -                                    | -        | -         | -         | 21        | 34        | 33        |
|                        | PP                  | -                                    | -        | -         | -         | 21        | 21        | 13        |
| 'Birz'                 | PHH                 | -                                    | -        | 8         | 3         | 1         | 25        | 64        |
|                        | PP                  | -                                    | -        | 8         | 3         | -         | 8         | 17        |

Table 16a (Contd.): Quantity of food, drinks, and tobacco consumed by domestic expenditure group - country level

| Expenditure Item       | Unit of Measurement | DOMESTIC EXPENDITURE GROUP (B I R R) |           |           |            |             |              |               | T o t a l |
|------------------------|---------------------|--------------------------------------|-----------|-----------|------------|-------------|--------------|---------------|-----------|
|                        |                     | 4200-5399                            | 5400-6599 | 6600-8999 | 9000-12599 | 12600-16199 | 16200 -19999 | 20,000 & over |           |
| Other food items       | PHH                 | 27,544                               | 34,721    | 39,949    | 42,104     | 64,639      | 62,871       | 67,858        | 28,361    |
|                        | PP                  | 6,265                                | 7,021     | 7,408     | 7,050      | 9,368       | 9,947        | 10,577        | 6,540     |
| Salt                   | PHH                 | 19,526                               | 21,666    | 24,453    | 25,822     | 27,833      | 24,365       | 20,291        | 18,696    |
|                        | PP                  | 4,343                                | 4,348     | 4,306     | 4,041      | 4,032       | 3,600        | 3,221         | 4,390     |
| Sugar                  | PHH                 | 4,501                                | 6,904     | 10,275    | 12,717     | 19,609      | 33,613       | 44,869        | 6,041     |
|                        | PP                  | 1,216                                | 1,624     | 2,110     | 2,482      | 3,322       | 5,596        | 7,037         | 1,454     |
| Honey                  | PHH                 | 53                                   | 88        | 367       | 187        | 139         | 260          | 1,094         | 109       |
|                        | PP                  | 14                                   | 23        | 67        | 31         | 28          | 47           | 142           | 23        |
| Marmalade              | PHH                 | 5                                    | 5         | 3         | 13         | -           | 28           | 41            | 4         |
|                        | PP                  | 1                                    | 1         | 1         | 3          | -           | 5            | 7             | 1         |
| Margarine              | PHH                 | -                                    | -         | 3         | 1          | 4           | 2            | 8             | 1         |
|                        | PP                  | -                                    | -         | -         | -          | 1           | -            | 1             | -         |
| Sugar cane             | PHH                 | 3,337                                | 5,991     | 4,685     | 3,312      | 16,941      | 4,403        | 1,455         | 3,429     |
|                        | PP                  | 668                                  | 1,013     | 878       | 483        | 1,970       | 673          | 150           | 652       |
| Baking powder          | PHH                 | 14                                   | 8         | 34        | 6          | 10          | 11           | 6             | 11        |
|                        | PP                  | 4                                    | 1         | 4         | 2          | 1           | 2            | 1             | 3         |
| Candy and chewing gum  | PHH                 | 18                                   | 14        | 33        | 25         | 31          | 159          | 63            | 17        |
|                        | PP                  | 4                                    | 3         | 5         | 4          | 4           | 17           | 11            | 3         |
| Others                 | PHH                 | 90                                   | 45        | 96        | 20         | 71          | 29           | 31            | 54        |
|                        | PP                  | 16                                   | 8         | 35        | 4          | 10          | 6            | 6             | 13        |
| BEVERAGES              | PHH                 | 4,209                                | 6,741     | 7,134     | 9,343      | 15,364      | 47,441       | 24,674        | 5,539     |
|                        | PP                  | 1,019                                | 1,467     | 1,429     | 1,599      | 2,490       | 5,959        | 4,044         | 1,247     |
| Non-alcoholic          | PHH                 | 357                                  | 205       | 832       | 1,147      | 2,197       | 34,906       | 18,011        | 874       |
|                        | PP                  | 118                                  | 55        | 239       | 273        | 521         | 4,308        | 3,142         | 183       |
| Mineral water          | PHH                 | 26                                   | 41        | 85        | 227        | 695         | 25,412       | 8,689         | 372       |
|                        | PP                  | 11                                   | 15        | 46        | 68         | 177         | 2,942        | 1,516         | 62        |
| Coca Cola, Fanta, etc. | PHH                 | 49                                   | 72        | 305       | 428        | 1,180       | 2,967        | 8,786         | 253       |
|                        | PP                  | 20                                   | 26        | 85        | 107        | 287         | 561          | 1,534         | 61        |
| 'Birz'                 | PHH                 | 260                                  | 58        | 410       | 310        | 286         | 4,345        | 204           | 186       |
|                        | PP                  | 79                                   | 10        | 102       | 64         | 50          | 598          | 44            | 43        |

Table 16a: Quantity of food, drinks, and tobacco consumed by domestic expenditure group - country level

| Expenditure Item         | Unit of Measurement | DOMESTIC EXPENDITURE GROUP (B I R R) |          |           |           |           |           |           |
|--------------------------|---------------------|--------------------------------------|----------|-----------|-----------|-----------|-----------|-----------|
|                          |                     | Below 600                            | 600- 999 | 1000-1399 | 1400-1999 | 2000-2599 | 2600-3399 | 3400-4199 |
| 'Star, O.pop, etc        | PHH                 | -                                    | -        | -         | -         | -         | -         | -         |
|                          | PP                  | -                                    | -        | -         | -         | -         | -         | -         |
| Others                   | PHH                 | -                                    | -        | 9         | 27        | 8         | 52        | 42        |
|                          | PP                  | -                                    | -        | 3         | 10        | 8         | 19        | 28        |
| Alcoholic                | PHH                 | 8,967                                | 1,610    | 1,854     | 1,758     | 3,054     | 2,822     | 3,549     |
|                          | PP                  | 7,321                                | 773      | 842       | 749       | 1,011     | 905       | 892       |
| Spirit (local)           | PHH                 | -                                    | -        | -         | -         | -         | 1         | 14        |
|                          | PP                  | -                                    | -        | -         | -         | -         | -         | 2         |
| Cognac (local)           | PHH                 | -                                    | -        | -         | -         | -         | -         | -         |
|                          | PP                  | -                                    | -        | -         | -         | -         | -         | -         |
| Brandy                   | PHH                 | -                                    | -        | -         | -         | -         | -         | -         |
|                          | PP                  | -                                    | -        | -         | -         | -         | -         | -         |
| Whisky                   | PHH                 | -                                    | -        | -         | -         | -         | -         | -         |
|                          | PP                  | -                                    | -        | -         | -         | -         | -         | -         |
| Gin (local)              | PHH                 | -                                    | -        | -         | -         | -         | -         | -         |
|                          | PP                  | -                                    | -        | -         | -         | -         | -         | -         |
| Wine                     | PHH                 | -                                    | -        | -         | -         | -         | -         | -         |
|                          | PP                  | -                                    | -        | -         | -         | -         | -         | -         |
| Katikalla                | PHH                 | -                                    | -        | 47        | 92        | 167       | 333       | 531       |
|                          | PP                  | -                                    | -        | 24        | 39        | 64        | 97        | 134       |
| Beer                     | PHH                 | -                                    | -        | -         | -         | -         | 1         | -         |
|                          | PP                  | -                                    | -        | -         | -         | -         | 1         | -         |
| 'Tela', Borde', 'Korefe' | PHH                 | 8,884                                | 1,610    | 1,799     | 1,497     | 2,751     | 2,407     | 2,930     |
|                          | PP                  | 7,238                                | 773      | 814       | 664       | 885       | 788       | 720       |
| Mead                     | PHH                 | -                                    | -        | -         | 15        | 17        | 14        | 43        |
|                          | PP                  | -                                    | -        | -         | 5         | 6         | 5         | 29        |
| Others                   | PHH                 | 84                                   | -        | 8         | 154       | 119       | 66        | 31        |
|                          | PP                  | 84                                   | -        | 4         | 40        | 56        | 15        | 7         |
| CIGARETTES AND TOBACCO   | PHH                 | 4                                    | 52       | 120       | 348       | 303       | 368       | 843       |
|                          | PP                  | 4                                    | 38       | 79        | 131       | 105       | 117       | 212       |

Table 16a (Contd.): Quantity of food, drinks, and tobacco consumed by domestic expenditure group - country level

| Expenditure Item         | Unit of Measurement | DOMESTIC EXPENDITURE GROUP (B I R R) |           |           |            |             |              |               | Total |
|--------------------------|---------------------|--------------------------------------|-----------|-----------|------------|-------------|--------------|---------------|-------|
|                          |                     | 4200-5399                            | 5400-6599 | 6600-8999 | 9000-12599 | 12600-16199 | 16200 -19999 | 20,000 & over |       |
| 'Star, O.pop, etc        | PHH                 | 11                                   | 7         | 12        | 148        | 15          | 132          | 118           | 17    |
|                          | PP                  | 2                                    | 2         | 4         | 27         | 2           | 20           | 19            | 3     |
| Others                   | PHH                 | 11                                   | 27        | 18        | 35         | 20          | 2,049        | 214           | 46    |
|                          | PP                  | 6                                    | 3         | 3         | 8          | 6           | 187          | 29            | 13    |
| Alcoholic                | PHH                 | 3,852                                | 6,537     | 6,302     | 8,196      | 13,167      | 12,535       | 6,663         | 4,665 |
|                          | PP                  | 901                                  | 1,412     | 1,190     | 1,325      | 1,969       | 1,651        | 902           | 1,064 |
| Spirit (local)           | PHH                 | 23                                   | 10        | 19        | 30         | 16          | 29           | 57            | 13    |
|                          | PP                  | 5                                    | 2         | 3         | 5          | 3           | 6            | 10            | 2     |
| Cognac (local)           | PHH                 | 7                                    | -         | 255       | 56         | -           | 1            | 331           | 41    |
|                          | PP                  | 1                                    | -         | 80        | 8          | -           | -            | 24            | 11    |
| Brandy                   | PHH                 | 6                                    | -         | -         | -          | -           | -            | -             | 1     |
|                          | PP                  | 1                                    | -         | -         | -          | -           | -            | -             | -     |
| Whisky                   | PHH                 | -                                    | -         | -         | -          | 2           | -            | 43            | 1     |
|                          | PP                  | -                                    | -         | -         | -          | -           | -            | 6             | -     |
| Gin (local)              | PHH                 | -                                    | 2         | -         | -          | 1           | -            | 17            | -     |
|                          | PP                  | -                                    | -         | -         | -          | -           | -            | 3             | -     |
| Wine                     | PHH                 | -                                    | 9         | 8         | 4          | 27          | 77           | 187           | 6     |
|                          | PP                  | -                                    | 3         | 2         | -          | 6           | 14           | 23            | 1     |
| Katikalla                | PHH                 | 822                                  | 1,037     | 1,142     | 2,090      | 1,059       | 3,004        | 1,004         | 769   |
|                          | PP                  | 182                                  | 192       | 202       | 331        | 131         | 314          | 114           | 153   |
| Beer                     | PHH                 | 7                                    | 14        | 116       | 93         | 764         | 808          | 1,591         | 66    |
|                          | PP                  | 3                                    | 6         | 51        | 28         | 184         | 160          | 246           | 18    |
| 'Tela', Borde', 'Korefe' | PHH                 | 2,773                                | 4,640     | 4,213     | 5,247      | 10,257      | 7,242        | 2,758         | 3,427 |
|                          | PP                  | 642                                  | 952       | 747       | 862        | 1,493       | 943          | 379           | 792   |
| Mead                     | PHH                 | 150                                  | 818       | 454       | 621        | 1,017       | 1,373        | 470           | 276   |
|                          | PP                  | 58                                   | 254       | 90        | 84         | 146         | 213          | 68            | 71    |
| Others                   | PHH                 | 64                                   | 8         | 96        | 55         | 24          | 1            | 204           | 64    |
|                          | PP                  | 10                                   | 1         | 14        | 7          | 6           | -            | 29            | 15    |
| CIGARETTES AND TOBACCO   | PHH                 | 932                                  | 823       | 905       | 728        | 616         | 1,492        | 2,322         | 717   |
|                          | PP                  | 188                                  | 186       | 161       | 111        | 94          | 245          | 459           | 161   |

Table 16a: Quantity of food, drinks, and tobacco consumed by domestic expenditure group - country level

| Expenditure Item | Unit of Measurement | DOMESTIC EXPENDITURE GROUP (B I R R) |          |           |           |           |           |           |
|------------------|---------------------|--------------------------------------|----------|-----------|-----------|-----------|-----------|-----------|
|                  |                     | Below 600                            | 600- 999 | 1000-1399 | 1400-1999 | 2000-2599 | 2600-3399 | 3400-4199 |
| Cigarettes       | PHH                 | -                                    | -        | 6         | 32        | 26        | 45        | 93        |
|                  | PP                  | -                                    | -        | 6         | 12        | 19        | 20        | 27        |
| Nyala            | PHH                 | -                                    | -        | 6         | -         | 1         | 10        | 13        |
|                  | PP                  | -                                    | -        | 6         | -         | 1         | 5         | 4         |
| Gureza           | PHH                 | -                                    | -        | -         | -         | -         | -         | -         |
|                  | PP                  | -                                    | -        | -         | -         | -         | -         | -         |
| Gissila          | PHH                 | -                                    | -        | -         | 14        | 3         | 3         | 17        |
|                  | PP                  | -                                    | -        | -         | 5         | 1         | 1         | 6         |
| Sportsman        | PHH                 | -                                    | -        | -         | -         | -         | 2         | 7         |
|                  | PP                  | -                                    | -        | -         | -         | -         | 1         | 2         |
| Rothmans         | PHH                 | -                                    | -        | -         | -         | -         | -         | -         |
|                  | PP                  | -                                    | -        | -         | -         | -         | -         | -         |
| Craven           | PHH                 | -                                    | -        | -         | -         | -         | -         | -         |
| Pall mail        | PHH                 | -                                    | -        | -         | -         | -         | 2         | -         |
|                  | PP                  | -                                    | -        | -         | -         | -         | 1         | -         |
| Marlboro         | PHH                 | -                                    | -        | -         | -         | -         | -         | -         |
|                  | PP                  | -                                    | -        | -         | -         | -         | -         | -         |
| Winston          | PHH                 | -                                    | -        | -         | -         | 1         | -         | -         |
| More             | PHH                 | -                                    | -        | -         | -         | -         | -         | -         |
|                  | PP                  | -                                    | -        | -         | -         | -         | -         | -         |
| Peter            | PHH                 | -                                    | -        | -         | -         | -         | -         | -         |
| Bond             | PHH                 | -                                    | -        | -         | -         | -         | -         | -         |
| Grusse           | PHH                 | -                                    | -        | -         | -         | -         | -         | -         |
|                  | PP                  | -                                    | -        | -         | -         | -         | -         | -         |
| Royals           | PHH                 | -                                    | -        | -         | -         | -         | -         | -         |
|                  | PP                  | -                                    | -        | -         | -         | -         | -         | -         |
| Sofrudin         | PHH                 | -                                    | -        | -         | -         | -         | -         | -         |
|                  | PP                  | -                                    | -        | -         | -         | -         | -         | -         |
| Others           | PHH                 | -                                    | -        | -         | 18        | 21        | 28        | 55        |

Table 16a (Contd.): Quantity of food, drinks, and tobacco consumed by domestic expenditure group - country level

| Expenditure Item | Unit of Measurement | DOMESTIC EXPENDITURE GROUP (B I R R) |           |           |            |             |              |               | T o t a l |
|------------------|---------------------|--------------------------------------|-----------|-----------|------------|-------------|--------------|---------------|-----------|
|                  |                     | 4200-5399                            | 5400-6599 | 6600-8999 | 9000-12599 | 12600-16199 | 16200 -19999 | 20,000 & over |           |
| Cigarettes       | PHH                 | 184                                  | 163       | 256       | 218        | 282         | 1,211        | 2,129         | 168       |
|                  | PP                  | 40                                   | 34        | 58        | 36         | 52          | 197          | 434           | 39        |
| Nyala            | PHH                 | 10                                   | 19        | 40        | 60         | 184         | 966          | 2,022         | 54        |
|                  | PP                  | 3                                    | 5         | 11        | 13         | 37          | 163          | 414           | 12        |
| Gureza           | PHH                 | -                                    | -         | 1         | 1          | 20          | 18           | 12            | 1         |
|                  | PP                  | -                                    | -         | -         | -          | 3           | 4            | 1             | -         |
| Gissila          | PHH                 | 19                                   | 54        | 32        | 8          | 52          | 2            | -             | 20        |
|                  | PP                  | 4                                    | 14        | 5         | 1          | 5           | -            | -             | 5         |
| Sportsman        | PHH                 | -                                    | -         | 55        | 3          | 7           | -            | 1             | 9         |
|                  | PP                  | -                                    | -         | 18        | -          | 2           | -            | -             | 3         |
| Rothmans         | PHH                 | -                                    | -         | 1         | 2          | 4           | 74           | 51            | 2         |
|                  | PP                  | -                                    | -         | 1         | -          | 1           | 11           | 11            | -         |
| Craven           | PHH                 | -                                    | -         | -         | -          | 1           | -            | -             | -         |
| Pall mail        | PHH                 | -                                    | -         | -         | -          | -           | -            | -             | -         |
|                  | PP                  | -                                    | -         | -         | -          | -           | -            | -             | -         |
| Marlboro         | PHH                 | 1                                    | -         | -         | -          | -           | 10           | 10            | -         |
|                  | PP                  | -                                    | -         | -         | -          | -           | 2            | 2             | -         |
| Winston          | PHH                 | -                                    | -         | -         | -          | -           | 1            | -             | -         |
| More             | PHH                 | -                                    | -         | -         | 3          | -           | -            | -             | -         |
|                  | PP                  | -                                    | -         | -         | 1          | -           | -            | -             | -         |
| Peter            | PHH                 | 1                                    | -         | -         | -          | 1           | -            | -             | -         |
| Bond             | PHH                 | -                                    | -         | 1         | -          | -           | -            | 1             | -         |
| Grusse           | PHH                 | 1                                    | 1         | 1         | 1          | -           | 1            | 1             | 1         |
|                  | PP                  | 1                                    | -         | -         | -          | -           | -            | -             | -         |
| Royals           | PHH                 | -                                    | 1         | -         | 1          | 2           | 3            | 6             | -         |
|                  | PP                  | -                                    | -         | -         | -          | -           | -            | 2             | -         |
| Sofrudin         | PHH                 | -                                    | 2         | 3         | -          | -           | 76           | 4             | 1         |
|                  | PP                  | -                                    | -         | 1         | -          | -           | 6            | 1             | -         |
| Others           | PHH                 | 152                                  | 85        | 121       | 140        | 12          | 61           | 22            | 79        |



Table 16a: Quantity of food, drinks, and tobacco consumed by domestic expenditure group - country level


| Expenditure Item                     | Unit of Measurement | DOMESTIC EXPENDITURE GROUP (B I R R) |          |           |           |           |           |           |
|--------------------------------------|---------------------|--------------------------------------|----------|-----------|-----------|-----------|-----------|-----------|
|                                      |                     | Below 600                            | 600- 999 | 1000-1399 | 1400-1999 | 2000-2599 | 2600-3399 | 3400-4199 |
|                                      | PP                  | -                                    | -        | -         | 7         | 18        | 13        | 15        |
| Tobacco'                             | PHH                 | 4                                    | 52       | 114       | 316       | 277       | 323       | 749       |
|                                      | PP                  | 4                                    | 38       | 72        | 119       | 85        | 96        | 185       |
| 'Suret'                              | PHH                 | -                                    | 21       | 15        | 59        | 52        | 27        | 57        |
|                                      | PP                  | -                                    | 21       | 9         | 18        | 16        | 9         | 13        |
| 'Gaye'                               | PHH                 | -                                    | 31       | 80        | 183       | 172       | 202       | 488       |
|                                      | PP                  | -                                    | 17       | 54        | 81        | 47        | 59        | 123       |
| Addis club                           | PHH                 | -                                    | -        | -         | -         | -         | -         | 1         |
|                                      | PP                  | -                                    | -        | -         | -         | -         | -         | -         |
| Others                               | PHH                 | 4                                    | -        | 18        | 73        | 53        | 94        | 204       |
|                                      | PP                  | 4                                    | -        | 9         | 20        | 22        | 29        | 48        |
| FOOD & DRINKS TAKEN AWAY FROM HOMPHH |                     | 10                                   | 2,722    | 1,462     | 1,316     | 1,621     | 1,937     | 2,604     |
|                                      | PP                  | 10                                   | 2,548    | 979       | 846       | 769       | 784       | 1,104     |
| Food & Drinks Taken Away From HoPHH  |                     | 10                                   | 2,722    | 1,462     | 1,316     | 1,621     | 1,937     | 2,604     |
|                                      | PP                  | 10                                   | 2,548    | 979       | 846       | 769       | 784       | 1,104     |
| Coffee                               | PHH                 | -                                    | 24       | 17        | 2         | 26        | 18        | 33        |
|                                      | PP                  | -                                    | 19       | 9         | 1         | 12        | 5         | 31        |
| Tea                                  | PHH                 | -                                    | 171      | 120       | 331       | 462       | 446       | 498       |
|                                      | PP                  | -                                    | 171      | 93        | 243       | 192       | 178       | 195       |
| Milk with Tea or Coffee              | PHH                 | -                                    | -        | -         | 28        | 32        | 16        | 31        |
|                                      | PP                  | -                                    | -        | -         | 24        | 11        | 12        | 14        |
| Meal                                 | PHH                 | 10                                   | 2,098    | 781       | 563       | 564       | 713       | 1,074     |
|                                      | PP                  | 10                                   | 1,955    | 501       | 373       | 321       | 334       | 537       |
| Alcoholic Drinks                     | PHH                 | -                                    | 352      | 234       | 343       | 376       | 537       | 786       |
|                                      | PP                  | -                                    | 338      | 181       | 180       | 128       | 170       | 268       |
| Non Alcoholic Drinks                 | PHH                 | -                                    | 50       | 11        | 28        | 61        | 106       | 96        |
|                                      | PP                  | -                                    | 39       | 11        | 10        | 18        | 42        | 30        |
| Others                               | PHH                 | -                                    | 26       | 299       | 21        | 100       | 101       | 85        |
|                                      | PP                  | -                                    | 26       | 183       | 14        | 87        | 43        | 28        |

Table 16a (Contd.): Quantity of food, drinks, and tobacco consumed by domestic expenditure group - country level

| Expenditure Item                   | Unit of Measurement | DOMESTIC EXPENDITURE GROUP (B I R R) |           |           |            |             |              |               | T o t a l |
|------------------------------------|---------------------|--------------------------------------|-----------|-----------|------------|-------------|--------------|---------------|-----------|
|                                    |                     | 4200-5399                            | 5400-6599 | 6600-8999 | 9000-12599 | 12600-16199 | 16200 -19999 | 20,000 & over |           |
|                                    | PP                  | 32                                   | 15        | 22        | 20         | 2           | 9            | 3             | 18        |
| Tobacco'                           | PHH                 | 748                                  | 660       | 649       | 510        | 334         | 281          | 193           | 549       |
|                                    | PP                  | 148                                  | 151       | 103       | 75         | 42          | 48           | 25            | 122       |
| 'Suret'                            | PHH                 | 122                                  | 75        | 78        | 67         | 11          | 84           | 18            | 68        |
|                                    | PP                  | 28                                   | 14        | 13        | 8          | 1           | 17           | 2             | 15        |
| 'Gaye'                             | PHH                 | 456                                  | 357       | 477       | 375        | 106         | 143          | 97            | 346       |
|                                    | PP                  | 87                                   | 71        | 76        | 58         | 15          | 21           | 10            | 75        |
| Addis club                         | PHH                 | 3                                    | 2         | -         | 1          | -           | -            | 1             | 1         |
|                                    | PP                  | 1                                    | -         | -         | -          | -           | -            | -             | -         |
| Others                             | PHH                 | 166                                  | 225       | 94        | 67         | 217         | 54           | 78            | 134       |
|                                    | PP                  | 32                                   | 66        | 14        | 10         | 26          | 11           | 13            | 32        |
| FOOD & DRINKS TAKEN AWAY FROM HOME | PHH                 | 3,386                                | 4,004     | 7,038     | 11,282     | 15,318      | 22,079       | 31,655        | 4,567     |
|                                    | PP                  | 1,151                                | 1,130     | 1,890     | 3,002      | 2,935       | 4,251        | 6,212         | 1,386     |
| Food & Drinks Taken Away From Home | PHH                 | 3,386                                | 4,004     | 7,038     | 11,282     | 15,318      | 22,079       | 31,655        | 4,567     |
|                                    | PP                  | 1,151                                | 1,130     | 1,890     | 3,002      | 2,935       | 4,251        | 6,212         | 1,386     |
| Coffee                             | PHH                 | 22                                   | 28        | 40        | 81         | 340         | 647          | 777           | 50        |
|                                    | PP                  | 13                                   | 7         | 14        | 32         | 64          | 145          | 136           | 18        |
| Tea                                | PHH                 | 764                                  | 816       | 1,459     | 2,156      | 2,237       | 5,033        | 6,717         | 937       |
|                                    | PP                  | 248                                  | 230       | 398       | 543        | 413         | 955          | 1,116         | 277       |
| Milk with Tea or Coffee            | PHH                 | 51                                   | 141       | 128       | 212        | 764         | 2,970        | 1,070         | 122       |
|                                    | PP                  | 21                                   | 55        | 36        | 88         | 179         | 506          | 215           | 38        |
| Meal                               | PHH                 | 1,089                                | 1,136     | 2,103     | 3,784      | 5,286       | 7,416        | 14,219        | 1,575     |
|                                    | PP                  | 443                                  | 388       | 762       | 1,268      | 1,218       | 1,541        | 2,982         | 584       |
| Alcoholic Drinks                   | PHH                 | 1,074                                | 1,372     | 2,408     | 3,604      | 5,049       | 2,570        | 4,289         | 1,341     |
|                                    | PP                  | 289                                  | 314       | 458       | 610        | 724         | 511          | 906           | 312       |
| Non Alcoholic Drinks               | PHH                 | 263                                  | 267       | 455       | 866        | 1,241       | 2,253        | 2,454         | 308       |
|                                    | PP                  | 101                                  | 75        | 119       | 266        | 261         | 416          | 471           | 88        |
| Others                             | PHH                 | 121                                  | 243       | 445       | 579        | 403         | 1,190        | 2,129         | 233       |
|                                    | PP                  | 36                                   | 61        | 104       | 195        | 76          | 176          | 386           | 70        |

Table 17a: Total Payments in Birr Per Household and Per Person by Source - COUNTRY - TOTAL

| Source of Payments   | Birr              | PHH       | PP       | %      |
|--|-------------------|-----------|----------|--------|
| From own agricultural enterprise                                 | 43,621,874,501.76 | 7,265.22  | 1,523.34 | 60.65  |
| From household enterprise other than agriculture                 | 10,026,985,045.99 | 1,669.99  | 402.38   | 13.94  |
| Gift and remittance recieved from governmental organization      | 289,485,163.28    | 48.21     | 13.59    | .40    |
| Gift and remittance recieved from governmental organization(NGO) | 241,088,208.45    | 40.15     | 10.31    | .34    |
| Gift and remittance recieved from Households                     | 1,674,222,068.13  | 278.84    | 91.55    | 2.33   |
| Gift and remittance recieved from abroad                         | 296,637,797.52    | 49.41     | 11.06    | .41    |
| Collected free(wood,dun,cake..etc)                               | 4,136,180,457.32  | 688.88    | 163.45   | 5.75   |
| Wages and salaries,bounes, overtime and allowance                | 7,444,442,996.65  | 1,239.87  | 314.88   | 10.35  |
| Pension or other social security benefit                         | 393,197,366.55    | 65.49     | 16.70    | .55    |
| From Saving(Bank, savingaccount)                                 | 306,631,617.08    | 51.07     | 9.99     | .43    |
| Interests and royalties  | 7,283,219.48      | 1.21      | .34      | .01    |
| Divindends(Profits sahre)  | 11,776,839.76     | 1.96      | .45      | .02    |
| Income from house rent   | 2,416,508,150.63  | 402.47    | 94.48    | 3.36   |
| Income from rent other than house rent                           | 41,033,332.18     | 6.83      | 1.68     | .06    |
| From sale of household fixed asset and personel care goods       | 30,748,627.92     | 5.12      | 1.29     | .04    |
| Other current transfers  | 989,211,748.74    | 164.75    | 40.24    | 1.38   |
| Total  | 71,927,307,141.45 | 11,979.49 | 2,695.75 | 100.00 |



# **PART B**

## **RURAL LEVEL TABLES**




Table 1b: Distribution of households and members by age, sex, and household size - COUNTRY - RURAL

| Household size | Households No. | %     | Sex | A G E G R O U P |      |           |      |           |      |           |     |           |     |           |     |           |     |
|----------------|----------------|-------|-----|-----------------|------|-----------|------|-----------|------|-----------|-----|-----------|-----|-----------|-----|-----------|-----|
|                |                |       |     | 0 - 9           |      | 10 - 14   |      | 15 - 19   |      | 20 - 24   |     | 25 - 29   |     | 30 - 34   |     | 35 - 39   |     |
|                |                |       |     | No.             | %    | No.       | %    | No.       | %    | No.       | %   | No.       | %   | No.       | %   | No.       | %   |
| 1              | 343,228        | 3.5   | M+F | -               | -    | -         | -    | 8,717     | -    | 21,922    | -   | 32,852    | .1  | 13,397    | -   | 24,214    | .1  |
|                |                | 1.1   | M   | -               | -    | -         | -    | 5,619     | -    | 11,316    | -   | 24,766    | .1  | 8,760     | -   | 16,697    | -   |
|                |                | 2.4   | F   | -               | -    | -         | -    | 3,098     | -    | 10,606    | -   | 8,086     | -   | 4,637     | -   | 7,517     | -   |
| 2              | 935,074        | 9.5   | M+F | 217,846         | .5   | 91,371    | .2   | 275,767   | .6   | 286,227   | .6  | 249,574   | .5  | 86,410    | .2  | 58,684    | .1  |
|                |                | 5.2   | M   | 109,908         | .2   | 43,706    | .1   | 64,713    | .1   | 151,363   | .3  | 144,426   | .3  | 45,891    | .1  | 20,183    | -   |
|                |                | 4.3   | F   | 107,938         | .2   | 47,665    | .1   | 211,054   | .4   | 134,864   | .3  | 105,148   | .2  | 40,519    | .1  | 38,501    | .1  |
| 3              | 1,510,803      | 15.4  | M+F | 1,182,479       | 2.4  | 340,697   | .7   | 506,543   | 1.0  | 676,357   | 1.4 | 564,744   | 1.2 | 224,039   | .5  | 174,419   | .4  |
|                |                | 9.8   | M   | 574,542         | 1.2  | 171,519   | .4   | 170,816   | .4   | 245,825   | .5  | 350,311   | .7  | 145,181   | .3  | 79,341    | .2  |
|                |                | 5.6   | F   | 607,937         | 1.3  | 169,178   | .3   | 335,727   | .7   | 430,532   | .9  | 214,433   | .4  | 78,858    | .2  | 95,078    | .2  |
| 4              | 1,702,079      | 17.4  | M+F | 2,301,258       | 4.8  | 624,262   | 1.3  | 566,061   | 1.2  | 648,735   | 1.3 | 756,067   | 1.6 | 402,097   | .8  | 315,778   | .7  |
|                |                | 13.3  | M   | 1,182,855       | 2.4  | 306,646   | .6   | 265,278   | .5   | 224,993   | .5  | 367,900   | .8  | 251,261   | .5  | 185,569   | .4  |
|                |                | 4.0   | F   | 1,118,403       | 2.3  | 317,616   | .7   | 300,783   | .6   | 423,742   | .9  | 388,167   | .8  | 150,836   | .3  | 130,209   | .3  |
| 5              | 1,613,809      | 16.5  | M+F | 3,100,665       | 6.4  | 893,353   | 1.8  | 698,050   | 1.4  | 500,314   | 1.0 | 672,783   | 1.4 | 486,769   | 1.0 | 442,460   | .9  |
|                |                | 13.4  | M   | 1,545,227       | 3.2  | 456,913   | .9   | 364,692   | .8   | 185,398   | .4  | 245,100   | .5  | 244,600   | .5  | 241,332   | .5  |
|                |                | 3.1   | F   | 1,555,438       | 3.2  | 436,440   | .9   | 333,358   | .7   | 314,916   | .7  | 427,683   | .9  | 242,169   | .5  | 201,128   | .4  |
| 6              | 1,448,091      | 14.8  | M+F | 3,360,970       | 6.9  | 1,296,489 | 2.7  | 829,664   | 1.7  | 379,550   | .8  | 523,343   | 1.1 | 521,601   | 1.1 | 506,920   | 1.0 |
|                |                | 12.6  | M   | 1,758,295       | 3.6  | 633,279   | 1.3  | 480,113   | 1.0  | 182,486   | .4  | 138,830   | .3  | 204,480   | .4  | 243,278   | .5  |
|                |                | 2.2   | F   | 1,602,675       | 3.3  | 663,210   | 1.4  | 349,551   | .7   | 197,064   | .4  | 384,513   | .8  | 317,121   | .7  | 263,642   | .5  |
| 7              | 1,020,513      | 10.4  | M+F | 2,693,437       | 5.6  | 1,211,132 | 2.5  | 778,135   | 1.6  | 341,409   | .7  | 280,315   | .6  | 356,904   | .7  | 386,920   | .8  |
|                |                | 9.4   | M   | 1,354,740       | 2.8  | 649,877   | 1.3  | 443,247   | .9   | 230,583   | .5  | 96,534    | .2  | 104,958   | .2  | 136,336   | .3  |
|                |                | 1.0   | F   | 1,338,697       | 2.8  | 561,255   | 1.2  | 334,888   | .7   | 110,826   | .2  | 183,781   | .4  | 251,946   | .5  | 250,584   | .5  |
| 8              | 593,296        | 6.1   | M+F | 1,785,507       | 3.7  | 838,120   | 1.7  | 604,173   | 1.2  | 233,491   | .5  | 148,724   | .3  | 157,014   | .3  | 258,003   | .5  |
|                |                | 5.7   | M   | 895,858         | 1.9  | 406,311   | .8   | 373,145   | .8   | 142,608   | .3  | 57,509    | .1  | 48,414    | .1  | 65,809    | .1  |
|                |                | .3    | F   | 889,649         | 1.8  | 431,809   | .9   | 231,028   | .5   | 90,883    | .2  | 91,215    | .2  | 108,600   | .2  | 192,194   | .4  |
| 9              | 341,456        | 3.5   | M+F | 1,110,409       | 2.3  | 612,848   | 1.3  | 438,343   | .9   | 154,232   | .3  | 75,257    | .2  | 70,198    | .1  | 151,200   | .3  |
|                |                | 3.3   | M   | 607,972         | 1.3  | 315,528   | .7   | 270,668   | .6   | 86,646    | .2  | 26,282    | .1  | 19,073    | -   | 28,767    | .1  |
|                |                | .2    | F   | 502,437         | 1.0  | 297,320   | .6   | 167,675   | .3   | 67,586    | .1  | 48,975    | .1  | 51,125    | .1  | 122,433   | .3  |
| 10 and above   | 293,183        | 3.0   | M+F | 1,117,900       | 2.3  | 592,669   | 1.2  | 491,802   | 1.0  | 185,323   | .4  | 54,405    | .1  | 58,422    | .1  | 166,987   | .3  |
|                |                | 2.9   | M   | 607,718         | 1.3  | 335,683   | .7   | 256,223   | .5   | 117,847   | .2  | 36,502    | .1  | 12,326    | -   | 39,492    | .1  |
|                |                | .1    | F   | 510,182         | 1.1  | 256,986   | .5   | 235,579   | .5   | 67,476    | .1  | 17,903    | -   | 46,096    | .1  | 127,495   | .3  |
| Total          | 9,801,532      | 100.0 | M+F | 16,870,471      | 34.9 | 6,500,941 | 13.4 | 5,197,255 | 10.7 | 3,427,560 | 7.1 | 3,358,064 | 6.9 | 2,376,851 | 4.9 | 2,485,585 | 5.1 |
|                |                |       | M   | 8,637,115       | 17.9 | 3,319,462 | 6.9  | 2,694,514 | 5.6  | 1,579,065 | 3.3 | 1,488,160 | 3.1 | 1,084,944 | 2.2 | 1,056,804 | 2.2 |
|                |                |       | F   | 8,233,356       | 17.0 | 3,181,479 | 6.6  | 2,502,741 | 5.2  | 1,848,495 | 3.8 | 1,869,904 | 3.9 | 1,291,907 | 2.7 | 1,428,781 | 3.0 |

Table 1b:(Contd.) Distribution of households and members by age, sex, and household size - COUNTRY - RURAL

| House-<br>hold<br>size | A G E G R O U P |     |           |     |           |     |         |     |         |     |           |     |            |       |
|------------------------|-----------------|-----|-----------|-----|-----------|-----|---------|-----|---------|-----|-----------|-----|------------|-------|
|                        | 40 - 44         |     | 45 - 49   |     | 50 - 54   |     | 55 - 59 |     | 60 - 64 |     | 65 & over |     | T o t a l  |       |
|                        | No.             | %   | No.       | %   | No.       | %   | No.     | %   | No.     | %   | No.       | %   | No.        | %     |
| 1                      | 11,992          | -   | 17,505    | -   | 38,365    | .1  | 20,528  | -   | 46,717  | .1  | 107,019   | .2  | 343,228    | .7    |
|                        | 6,642           | -   | 4,098     | -   | 5,219     | -   | 849     | -   | 6,890   | -   | 16,413    | -   | 107,269    | .2    |
|                        | 5,350           | -   | 13,407    | -   | 33,146    | .1  | 19,679  | -   | 39,827  | .1  | 90,606    | .2  | 235,959    | .5    |
| 2                      | 77,557          | .2  | 63,262    | .1  | 78,359    | .2  | 89,725  | .2  | 97,454  | .2  | 197,907   | .4  | 1,870,143  | 3.9   |
|                        | 28,847          | .1  | 12,959    | -   | 9,181     | -   | 13,794  | -   | 26,830  | .1  | 86,752    | .2  | 758,553    | 1.6   |
|                        | 48,710          | .1  | 50,303    | .1  | 69,178    | .1  | 75,931  | .2  | 70,624  | .1  | 111,155   | .2  | 1,111,590  | 2.3   |
| 3                      | 136,152         | .3  | 122,611   | .3  | 137,588   | .3  | 113,939 | .2  | 130,318 | .3  | 222,526   | .5  | 4,532,412  | 9.4   |
|                        | 33,450          | .1  | 42,607    | .1  | 35,621    | .1  | 23,697  | -   | 47,154  | .1  | 122,050   | .3  | 2,042,114  | 4.2   |
|                        | 102,702         | .2  | 80,004    | .2  | 101,967   | .2  | 90,242  | .2  | 83,164  | .2  | 100,476   | .2  | 2,490,298  | 5.1   |
| 4                      | 231,122         | .5  | 186,898   | .4  | 182,076   | .4  | 161,911 | .3  | 162,664 | .3  | 269,391   | .6  | 6,808,320  | 14.1  |
|                        | 80,734          | .2  | 70,038    | .1  | 54,336    | .1  | 67,737  | .1  | 87,814  | .2  | 174,650   | .4  | 3,319,811  | 6.9   |
|                        | 150,388         | .3  | 116,860   | .2  | 127,740   | .3  | 94,174  | .2  | 74,850  | .2  | 94,741    | .2  | 3,488,509  | 7.2   |
| 5                      | 336,796         | .7  | 216,985   | .4  | 194,430   | .4  | 168,310 | .3  | 126,599 | .3  | 231,529   | .5  | 8,069,043  | 16.7  |
|                        | 177,620         | .4  | 112,743   | .2  | 73,950    | .2  | 96,556  | .2  | 60,959  | .1  | 163,945   | .3  | 3,969,035  | 8.2   |
|                        | 159,176         | .3  | 104,242   | .2  | 120,480   | .2  | 71,754  | .1  | 65,640  | .1  | 67,584    | .1  | 4,100,008  | 8.5   |
| 6                      | 333,675         | .7  | 285,866   | .6  | 189,366   | .4  | 132,895 | .3  | 129,515 | .3  | 198,693   | .4  | 8,688,547  | 18.0  |
|                        | 181,842         | .4  | 169,346   | .4  | 98,750    | .2  | 73,591  | .2  | 87,178  | .2  | 138,523   | .3  | 4,389,991  | 9.1   |
|                        | 151,833         | .3  | 116,520   | .2  | 90,616    | .2  | 59,304  | .1  | 42,337  | .1  | 60,170    | .1  | 4,298,556  | 8.9   |
| 7                      | 302,556         | .6  | 317,136   | .7  | 166,371   | .3  | 108,564 | .2  | 94,418  | .2  | 106,293   | .2  | 7,143,590  | 14.8  |
|                        | 167,135         | .3  | 187,822   | .4  | 110,855   | .2  | 88,145  | .2  | 68,501  | .1  | 66,198    | .1  | 3,704,931  | 7.7   |
|                        | 135,421         | .3  | 129,314   | .3  | 55,516    | .1  | 20,419  | -   | 25,917  | .1  | 40,095    | .1  | 3,438,659  | 7.1   |
| 8                      | 216,180         | .4  | 203,089   | .4  | 107,017   | .2  | 75,717  | .2  | 37,554  | .1  | 81,781    | .2  | 4,746,370  | 9.8   |
|                        | 109,315         | .2  | 140,547   | .3  | 83,869    | .2  | 54,153  | .1  | 29,806  | .1  | 39,891    | .1  | 2,447,235  | 5.1   |
|                        | 106,865         | .2  | 62,542    | .1  | 23,148    | -   | 21,564  | -   | 7,748   | -   | 41,890    | .1  | 2,299,135  | 4.8   |
| 9                      | 147,270         | .3  | 118,401   | .2  | 67,159    | .1  | 51,922  | .1  | 27,088  | .1  | 48,776    | .1  | 3,073,103  | 6.4   |
|                        | 68,144          | .1  | 75,211    | .2  | 49,938    | .1  | 44,668  | .1  | 23,068  | -   | 30,859    | .1  | 1,646,824  | 3.4   |
|                        | 79,126          | .2  | 43,190    | .1  | 17,221    | -   | 7,254   | -   | 4,020   | -   | 17,917    | -   | 1,426,279  | 2.9   |
| 10 and<br>above        | 121,735         | .3  | 106,892   | .2  | 65,027    | .1  | 44,465  | .1  | 30,767  | .1  | 68,207    | .1  | 3,104,601  | 6.4   |
|                        | 54,421          | .1  | 73,067    | .2  | 53,289    | .1  | 34,931  | .1  | 25,624  | .1  | 40,483    | .1  | 1,687,606  | 3.5   |
|                        | 67,314          | .1  | 33,825    | .1  | 11,738    | -   | 9,534   | -   | 5,143   | -   | 27,724    | .1  | 1,416,995  | 2.9   |
| Total                  | 1,915,035       | 4.0 | 1,638,645 | 3.4 | 1,225,758 | 2.5 | 967,976 | 2.0 | 883,094 | 1.8 | 1,532,122 | 3.2 | 48,379,357 | 100.0 |
|                        | 908,150         | 1.9 | 888,438   | 1.8 | 575,008   | 1.2 | 498,121 | 1.0 | 463,824 | 1.0 | 879,764   | 1.8 | 24,073,369 | 49.8  |
|                        | 1,006,885       | 2.1 | 750,207   | 1.6 | 650,750   | 1.3 | 469,855 | 1.0 | 419,270 | .9  | 652,358   | 1.3 | 24,305,988 | 50.2  |



**Table 2b: Distribution of Households by Household Size, Sex of Head of Household and Domestic Expenditure Group COUNTRY - RURAL**

| Household size and Sex |     | DOMESTIC EXPENDITURE GROUP (BIRR) |    |           |    |             |     |             |     |             |     |             |      |             |      |
|------------------------|-----|-----------------------------------|----|-----------|----|-------------|-----|-------------|-----|-------------|-----|-------------|------|-------------|------|
|                        |     | Below 600                         |    | 600 - 999 |    | 1000 - 1399 |     | 1400 - 1999 |     | 2000 - 2599 |     | 2600 - 3399 |      | 3400 - 4199 |      |
|                        |     | No.                               | %  | No.       | %  | No.         | %   | No.         | %   | No.         | %   | No.         | %    | No.         | %    |
| 1                      | M+F | 10,480                            | .1 | 48,760    | .5 | 64,109      | .7  | 95,389      | 1.0 | 60,087      | .6  | 32,356      | .3   | 20,010      | .2   |
|                        | M   | 28                                | -  | 16,535    | .2 | 17,739      | .2  | 28,892      | .3  | 11,389      | .1  | 9,373       | .1   | 16,921      | .2   |
|                        | F   | 10,452                            | .1 | 32,225    | .3 | 46,370      | .5  | 66,497      | .7  | 48,698      | .5  | 22,983      | .2   | 3,089       | -    |
| 2                      | M+F | 1,986                             | -  | 19,251    | .2 | 63,267      | .6  | 160,007     | 1.6 | 178,430     | 1.8 | 228,637     | 2.3  | 142,561     | 1.5  |
|                        | M   | -                                 | -  | 2,290     | -  | 24,437      | .2  | 64,684      | .7  | 94,796      | 1.0 | 148,026     | 1.5  | 77,774      | .8   |
|                        | F   | 1,986                             | -  | 16,961    | .2 | 38,830      | .4  | 95,323      | 1.0 | 83,634      | .9  | 80,611      | .8   | 64,787      | .7   |
| 3                      | M+F | 303                               | -  | 7,909     | .1 | 42,432      | .4  | 127,672     | 1.3 | 261,795     | 2.7 | 351,836     | 3.6  | 280,669     | 2.9  |
|                        | M   | 303                               | -  | 4         | -  | 20,850      | .2  | 85,198      | .9  | 144,284     | 1.5 | 224,747     | 2.3  | 172,453     | 1.8  |
|                        | F   | -                                 | -  | 7,905     | .1 | 21,582      | .2  | 42,474      | .4  | 117,511     | 1.2 | 127,089     | 1.3  | 108,216     | 1.1  |
| 4                      | M+F | -                                 | -  | 303       | -  | 9,598       | .1  | 76,640      | .8  | 162,933     | 1.7 | 363,087     | 3.7  | 355,770     | 3.6  |
|                        | M   | -                                 | -  | 303       | -  | 8,407       | .1  | 44,050      | .4  | 109,022     | 1.1 | 274,706     | 2.8  | 279,751     | 2.9  |
|                        | F   | -                                 | -  | -         | -  | 1,191       | -   | 32,590      | .3  | 53,911      | .6  | 88,381      | .9   | 76,019      | .8   |
| 5                      | M+F | -                                 | -  | 64        | -  | 3,894       | -   | 32,186      | .3  | 98,339      | 1.0 | 222,803     | 2.3  | 298,497     | 3.0  |
|                        | M   | -                                 | -  | 64        | -  | 3,104       | -   | 25,940      | .3  | 84,730      | .9  | 176,995     | 1.8  | 235,125     | 2.4  |
|                        | F   | -                                 | -  | -         | -  | 790         | -   | 6,246       | .1  | 13,609      | .1  | 45,808      | .5   | 63,372      | .6   |
| 6                      | M+F | -                                 | -  | -         | -  | 591         | -   | 16,865      | .2  | 54,234      | .6  | 134,881     | 1.4  | 247,661     | 2.5  |
|                        | M   | -                                 | -  | -         | -  | 591         | -   | 16,819      | .2  | 43,271      | .4  | 104,405     | 1.1  | 210,901     | 2.2  |
|                        | F   | -                                 | -  | -         | -  | -           | -   | 46          | -   | 10,963      | .1  | 30,476      | .3   | 36,760      | .4   |
| 7                      | M+F | -                                 | -  | -         | -  | 207         | -   | 3,730       | -   | 19,979      | .2  | 71,221      | .7   | 136,610     | 1.4  |
|                        | M   | -                                 | -  | -         | -  | 207         | -   | 3,730       | -   | 15,856      | .2  | 65,577      | .7   | 118,100     | 1.2  |
|                        | F   | -                                 | -  | -         | -  | -           | -   | -           | -   | 4,123       | -   | 5,644       | .1   | 18,510      | .2   |
| 8                      | M+F | -                                 | -  | -         | -  | -           | -   | -           | -   | 7,009       | .1  | 41,654      | .4   | 42,665      | .4   |
|                        | M   | -                                 | -  | -         | -  | -           | -   | -           | -   | 6,404       | .1  | 41,394      | .4   | 35,468      | .4   |
|                        | F   | -                                 | -  | -         | -  | -           | -   | -           | -   | 605         | -   | 260         | -    | 7,197       | .1   |
| 9                      | M+F | -                                 | -  | -         | -  | -           | -   | -           | -   | 2,156       | -   | 12,571      | .1   | 22,773      | .2   |
|                        | M   | -                                 | -  | -         | -  | -           | -   | -           | -   | 2,156       | -   | 12,571      | .1   | 20,435      | .2   |
|                        | F   | -                                 | -  | -         | -  | -           | -   | -           | -   | -           | -   | -           | -    | 2,338       | -    |
| 10 & above             | M+F | -                                 | -  | -         | -  | -           | -   | -           | -   | 1,858       | -   | 7,589       | .1   | 13,734      | .1   |
|                        | M   | -                                 | -  | -         | -  | -           | -   | -           | -   | -           | -   | 7,589       | .1   | 13,734      | .1   |
|                        | F   | -                                 | -  | -         | -  | -           | -   | -           | -   | 1,858       | -   | -           | -    | -           | -    |
| Total                  | M+F | 12,769                            | .1 | 76,287    | .8 | 184,098     | 1.9 | 512,489     | 5.2 | 846,820     | 8.6 | 1,466,635   | 15.0 | 1,560,950   | 15.9 |
|                        | M   | 331                               | -  | 19,196    | .2 | 75,335      | .8  | 269,313     | 2.7 | 511,908     | 5.2 | 1,065,383   | 10.9 | 1,180,662   | 12.0 |
|                        | F   | 12,438                            | .1 | 57,091    | .6 | 108,763     | 1.1 | 243,176     | 2.5 | 334,912     | 3.4 | 401,252     | 4.1  | 380,288     | 3.9  |

Table 2b:(Contd.) Distribution of Households by Household Size, Sex of Head of Household and Domestic Expenditure Group- COUNTRY - RURAL

| Household size and Sex |     | DOMESTIC EXPENDITURE GROUP (BIRR) |      |                      |      |                      |      |                     |     |                       |     |                      |    |                       |    | T o t a l<br>No. % |       |
|------------------------|-----|-----------------------------------|------|----------------------|------|----------------------|------|---------------------|-----|-----------------------|-----|----------------------|----|-----------------------|----|--------------------|-------|
|                        |     | 4200 - 5399<br>No. %              |      | 5400 - 6599<br>No. % |      | 6600 - 8999<br>No. % |      | 9000-12599<br>No. % |     | 12600 -16199<br>No. % |     | 16200-19999<br>No. % |    | 20000 & over<br>No. % |    |                    |       |
| 1                      | M+F | 3,591                             | -    | 2,453                | -    | 4,244                | -    | 1,751               | -   | -                     | -   | -                    | -  | -                     | -  | 343,230            | 3.5   |
|                        | M   | 2,142                             | -    | 2,413                | -    | 110                  | -    | 1,728               | -   | -                     | -   | -                    | -  | -                     | -  | 107,270            | 1.1   |
|                        | F   | 1,449                             | -    | 40                   | -    | 4,134                | -    | 23                  | -   | -                     | -   | -                    | -  | -                     | -  | 235,960            | 2.4   |
| 2                      | M+F | 90,562                            | .9   | 32,994               | .3   | 8,691                | .1   | 5,783               | .1  | 2,906                 | -   | -                    | -  | -                     | -  | 935,075            | 9.5   |
|                        | M   | 63,498                            | .6   | 21,372               | .2   | 5,614                | .1   | 3,367               | -   | 2,906                 | -   | -                    | -  | -                     | -  | 508,764            | 5.2   |
|                        | F   | 27,064                            | .3   | 11,622               | .1   | 3,077                | -    | 2,416               | -   | -                     | -   | -                    | -  | -                     | -  | 426,311            | 4.3   |
| 3                      | M+F | 239,607                           | 2.4  | 100,260              | 1.0  | 71,013               | .7   | 19,196              | .2  | 3,202                 | -   | 1,851                | -  | 3,059                 | -  | 1,510,804          | 15.4  |
|                        | M   | 159,847                           | 1.6  | 78,644               | .8   | 57,591               | .6   | 13,498              | .1  | 1,348                 | -   | -                    | -  | 3,059                 | -  | 961,826            | 9.8   |
|                        | F   | 79,760                            | .8   | 21,616               | .2   | 13,422               | .1   | 5,698               | .1  | 1,854                 | -   | 1,851                | -  | -                     | -  | 548,978            | 5.6   |
| 4                      | M+F | 383,401                           | 3.9  | 198,330              | 2.0  | 114,621              | 1.2  | 25,081              | .3  | 6,448                 | .1  | 2,326                | -  | 3,541                 | -  | 1,702,079          | 17.4  |
|                        | M   | 311,704                           | 3.2  | 152,523              | 1.6  | 91,713               | .9   | 23,175              | .2  | 6,448                 | .1  | 1,806                | -  | 3,531                 | -  | 1,307,139          | 13.3  |
|                        | F   | 71,697                            | .7   | 45,807               | .5   | 22,908               | .2   | 1,906               | -   | -                     | -   | 520                  | -  | 10                    | -  | 394,940            | 4.0   |
| 5                      | M+F | 391,764                           | 4.0  | 250,021              | 2.6  | 211,495              | 2.2  | 81,435              | .8  | 15,061                | .2  | 3,935                | -  | 4,315                 | -  | 1,613,809          | 16.5  |
|                        | M   | 310,977                           | 3.2  | 217,430              | 2.2  | 173,675              | 1.8  | 64,687              | .7  | 13,111                | .1  | 3,935                | -  | 2,951                 | -  | 1,312,724          | 13.4  |
|                        | F   | 80,787                            | .8   | 32,591               | .3   | 37,820               | .4   | 16,748              | .2  | 1,950                 | -   | -                    | -  | 1,364                 | -  | 301,085            | 3.1   |
| 6                      | M+F | 370,312                           | 3.8  | 257,854              | 2.6  | 220,004              | 2.2  | 90,681              | .9  | 28,006                | .3  | 5,516                | .1 | 21,483                | .2 | 1,448,088          | 14.8  |
|                        | M   | 317,813                           | 3.2  | 223,778              | 2.3  | 190,069              | 1.9  | 80,889              | .8  | 23,989                | .2  | 5,516                | .1 | 19,158                | .2 | 1,237,199          | 12.6  |
|                        | F   | 52,499                            | .5   | 34,076               | .3   | 29,935               | .3   | 9,792               | .1  | 4,017                 | -   | -                    | -  | 2,325                 | -  | 210,889            | 2.2   |
| 7                      | M+F | 240,284                           | 2.5  | 185,793              | 1.9  | 224,721              | 2.3  | 103,671             | 1.1 | 20,990                | .2  | 5,231                | .1 | 8,076                 | .1 | 1,020,513          | 10.4  |
|                        | M   | 215,399                           | 2.2  | 170,474              | 1.7  | 207,262              | 2.1  | 97,942              | 1.0 | 18,997                | .2  | 5,231                | .1 | 7,012                 | .1 | 925,787            | 9.4   |
|                        | F   | 24,885                            | .3   | 15,319               | .2   | 17,459               | .2   | 5,729               | .1  | 1,993                 | -   | -                    | -  | 1,064                 | -  | 94,726             | 1.0   |
| 8                      | M+F | 89,965                            | .9   | 110,738              | 1.1  | 171,755              | 1.8  | 92,644              | .9  | 24,060                | .2  | 7,457                | .1 | 5,350                 | .1 | 593,297            | 6.1   |
|                        | M   | 86,521                            | .9   | 101,953              | 1.0  | 161,800              | 1.7  | 89,127              | .9  | 23,965                | .2  | 7,457                | .1 | 5,350                 | .1 | 559,439            | 5.7   |
|                        | F   | 3,444                             | -    | 8,785                | .1   | 9,955                | .1   | 3,517               | -   | 95                    | -   | -                    | -  | -                     | -  | 33,858             | .3    |
| 9                      | M+F | 52,277                            | .5   | 71,541               | .7   | 86,528               | .9   | 69,928              | .7  | 18,364                | .2  | 2,951                | -  | 2,370                 | -  | 341,459            | 3.5   |
|                        | M   | 47,599                            | .5   | 64,011               | .7   | 86,368               | .9   | 67,776              | .7  | 14,955                | .2  | 2,951                | -  | 2,370                 | -  | 321,192            | 3.3   |
|                        | F   | 4,678                             | -    | 7,530                | .1   | 160                  | -    | 2,152               | -   | 3,409                 | -   | -                    | -  | -                     | -  | 20,267             | .2    |
| 10 & above             | M+F | 28,081                            | .3   | 32,286               | .3   | 62,357               | .6   | 84,246              | .9  | 42,198                | .4  | 13,273               | .1 | 7,562                 | .1 | 293,184            | 3.0   |
|                        | M   | 26,388                            | .3   | 32,093               | .3   | 62,178               | .6   | 81,149              | .8  | 40,018                | .4  | 13,203               | .1 | 7,562                 | .1 | 283,914            | 2.9   |
|                        | F   | 1,693                             | -    | 193                  | -    | 179                  | -    | 3,097               | -   | 2,180                 | -   | 70                   | -  | -                     | -  | 9,270              | .1    |
| Total                  | M+F | 1,889,844                         | 19.3 | 1,242,270            | 12.7 | 1,175,429            | 12.0 | 574,416             | 5.9 | 161,235               | 1.6 | 42,540               | .4 | 55,756                | .6 | 9,801,538          | 100.0 |
|                        | M   | 1,541,888                         | 15.7 | 1,064,691            | 10.9 | 1,036,380            | 10.6 | 523,338             | 5.3 | 145,737               | 1.5 | 40,099               | .4 | 50,993                | .5 | 7,525,254          | 76.8  |
|                        | F   | 347,956                           | 3.6  | 177,579              | 1.8  | 139,049              | 1.4  | 51,078              | .5  | 15,498                | .2  | 2,441                | -  | 4,763                 | -  | 2,276,284          | 23.2  |

Table 3b: Distribution of members of households by household size, sex and domestic expenditure group  
COUNTRY - RURAL

| Household size | Sex | DOMESTIC EXPENDITURE GROUP (BIRR) |                    |                      |                      |                      |                      |                      |     |           |     |           |      |           |      |
|----------------|-----|-----------------------------------|--------------------|----------------------|----------------------|----------------------|----------------------|----------------------|-----|-----------|-----|-----------|------|-----------|------|
|                |     | Below 600<br>No. %                | 600 - 999<br>No. % | 1000 - 1399<br>No. % | 1400 - 1999<br>No. % | 2000 - 2599<br>No. % | 2600 - 3399<br>No. % | 3400 - 4199<br>No. % |     |           |     |           |      |           |      |
| 1              | M+F | 10,480                            | -                  | 48,760               | .1                   | 64,109               | .1                   | 95,389               | .2  | 60,087    | .1  | 32,356    | .1   | 20,010    | -    |
|                | M   | 28                                | -                  | 16,535               | -                    | 17,739               | -                    | 28,892               | .1  | 11,389    | -   | 9,373     | -    | 16,921    | -    |
|                | F   | 10,452                            | -                  | 32,225               | .1                   | 46,370               | .1                   | 66,497               | .1  | 48,698    | .1  | 22,983    | -    | 3,089     | -    |
| 2              | M+F | 3,971                             | -                  | 38,500               | .1                   | 126,535              | .3                   | 320,014              | .7  | 356,861   | .7  | 457,275   | .9   | 285,122   | .6   |
|                | M   | -                                 | -                  | 12,903               | -                    | 44,391               | .1                   | 118,311              | .2  | 143,487   | .3  | 194,582   | .4   | 119,168   | .2   |
|                | F   | 3,971                             | -                  | 25,597               | .1                   | 82,144               | .2                   | 201,703              | .4  | 213,374   | .4  | 262,693   | .5   | 165,954   | .3   |
| 3              | M+F | 909                               | -                  | 23,728               | -                    | 127,298              | .3                   | 383,017              | .8  | 785,385   | 1.6 | 1,055,508 | 2.2  | 842,008   | 1.7  |
|                | M   | 606                               | -                  | 7,691                | -                    | 51,094               | .1                   | 177,189              | .4  | 351,556   | .7  | 472,148   | 1.0  | 382,520   | .8   |
|                | F   | 303                               | -                  | 16,037               | -                    | 76,204               | .2                   | 205,828              | .4  | 433,829   | .9  | 583,360   | 1.2  | 459,488   | .9   |
| 4              | M+F | -                                 | -                  | 1,211                | -                    | 38,390               | .1                   | 306,563              | .6  | 651,733   | 1.3 | 1,452,349 | 3.0  | 1,423,081 | 2.9  |
|                | M   | -                                 | -                  | 908                  | -                    | 18,696               | -                    | 142,833              | .3  | 285,898   | .6  | 691,642   | 1.4  | 744,619   | 1.5  |
|                | F   | -                                 | -                  | 303                  | -                    | 19,694               | -                    | 163,730              | .3  | 365,835   | .8  | 760,707   | 1.6  | 678,462   | 1.4  |
| 5              | M+F | -                                 | -                  | 318                  | -                    | 19,470               | -                    | 160,930              | .3  | 491,696   | 1.0 | 1,114,015 | 2.3  | 1,492,483 | 3.1  |
|                | M   | -                                 | -                  | 191                  | -                    | 10,884               | -                    | 72,175               | .1  | 252,477   | .5  | 554,492   | 1.1  | 713,463   | 1.5  |
|                | F   | -                                 | -                  | 127                  | -                    | 8,586                | -                    | 88,755               | .2  | 239,219   | .5  | 559,523   | 1.2  | 779,020   | 1.6  |
| 6              | M+F | -                                 | -                  | -                    | -                    | 3,545                | -                    | 101,193              | .2  | 325,407   | .7  | 809,284   | 1.7  | 1,485,969 | 3.1  |
|                | M   | -                                 | -                  | -                    | -                    | 1,724                | -                    | 45,928               | .1  | 163,726   | .3  | 387,053   | .8   | 749,558   | 1.5  |
|                | F   | -                                 | -                  | -                    | -                    | 1,821                | -                    | 55,265               | .1  | 161,681   | .3  | 422,231   | .9   | 736,411   | 1.5  |
| 7              | M+F | -                                 | -                  | -                    | -                    | 1,448                | -                    | 26,107               | .1  | 139,858   | .3  | 498,549   | 1.0  | 956,269   | 2.0  |
|                | M   | -                                 | -                  | -                    | -                    | 1,034                | -                    | 12,486               | -   | 69,810    | .1  | 243,601   | .5   | 458,768   | .9   |
|                | F   | -                                 | -                  | -                    | -                    | 414                  | -                    | 13,621               | -   | 70,048    | .1  | 254,948   | .5   | 497,501   | 1.0  |
| 8              | M+F | -                                 | -                  | -                    | -                    | -                    | -                    | -                    | -   | 56,066    | .1  | 333,227   | .7   | 341,316   | .7   |
|                | M   | -                                 | -                  | -                    | -                    | -                    | -                    | -                    | -   | 28,656    | .1  | 150,311   | .3   | 192,191   | .4   |
|                | F   | -                                 | -                  | -                    | -                    | -                    | -                    | -                    | -   | 27,410    | .1  | 182,916   | .4   | 149,125   | .3   |
| 9              | M+F | -                                 | -                  | -                    | -                    | -                    | -                    | -                    | -   | 19,402    | -   | 113,140   | .2   | 204,949   | .4   |
|                | M   | -                                 | -                  | -                    | -                    | -                    | -                    | -                    | -   | 8,623     | -   | 59,619    | .1   | 98,932    | .2   |
|                | F   | -                                 | -                  | -                    | -                    | -                    | -                    | -                    | -   | 10,779    | -   | 53,521    | .1   | 106,017   | .2   |
| 10 & above     | M+F | -                                 | -                  | -                    | -                    | -                    | -                    | -                    | -   | 18,578    | -   | 84,117    | .2   | 142,063   | .3   |
|                | M   | -                                 | -                  | -                    | -                    | -                    | -                    | -                    | -   | 13,005    | -   | 50,370    | .1   | 73,561    | .2   |
|                | F   | -                                 | -                  | -                    | -                    | -                    | -                    | -                    | -   | 5,573     | -   | 33,747    | .1   | 68,502    | .1   |
| Total          | M+F | 15,360                            | -                  | 112,517              | .2                   | 380,795              | .8                   | 1,393,213            | 2.9 | 2,905,073 | 6.0 | 5,949,820 | 12.3 | 7,193,270 | 14.9 |
|                | M   | 634                               | -                  | 38,228               | .1                   | 145,562              | .3                   | 597,814              | 1.2 | 1,328,627 | 2.7 | 2,813,191 | 5.8  | 3,549,701 | 7.3  |
|                | F   | 14,726                            | -                  | 74,289               | .2                   | 235,233              | .5                   | 795,399              | 1.6 | 1,576,446 | 3.3 | 3,136,629 | 6.5  | 3,643,569 | 7.5  |

Table 3b:(Contd.) Distribution of members of households by household size, sex and domestic expenditure group  
COUNTRY - RURAL

| House-<br>hold<br>size | Sex | DOMESTIC EXPENDITURE GROUP |      |                      |      |                      |      |                     |     |                       |     |                      |    |                       |    | T o t a l<br>No. % |       |
|------------------------|-----|----------------------------|------|----------------------|------|----------------------|------|---------------------|-----|-----------------------|-----|----------------------|----|-----------------------|----|--------------------|-------|
|                        |     | 4200 - 5399<br>No. %       |      | 5400 - 6599<br>No. % |      | 6600 - 8999<br>No. % |      | 9000-12599<br>No. % |     | 12600 -16199<br>No. % |     | 16200-19999<br>No. % |    | 20000 & over<br>No. % |    |                    |       |
| 1                      | M+F | 3,591                      | -    | 2,453                | -    | 4,244                | -    | 1,751               | -   | -                     | -   | -                    | -  | -                     | -  | 343,230            | .7    |
|                        | M   | 2,142                      | -    | 2,413                | -    | 110                  | -    | 1,728               | -   | -                     | -   | -                    | -  | -                     | -  | 107,270            | .2    |
|                        | F   | 1,449                      | -    | 40                   | -    | 4,134                | -    | 23                  | -   | -                     | -   | -                    | -  | -                     | -  | 235,960            | .5    |
| 2                      | M+F | 181,123                    | .4   | 65,988               | .1   | 17,381               | -    | 11,566              | -   | 5,812                 | -   | -                    | -  | -                     | -  | 1,870,148          | 3.9   |
|                        | M   | 78,366                     | .2   | 30,841               | .1   | 10,209               | -    | 3,393               | -   | 2,906                 | -   | -                    | -  | -                     | -  | 758,557            | 1.6   |
|                        | F   | 102,757                    | .2   | 35,147               | .1   | 7,172                | -    | 8,173               | -   | 2,906                 | -   | -                    | -  | -                     | -  | 1,111,591          | 2.3   |
| 3                      | M+F | 718,822                    | 1.5  | 300,779              | .6   | 213,040              | .4   | 57,586              | .1  | 9,603                 | -   | 5,553                | -  | 9,177                 | -  | 4,532,413          | 9.4   |
|                        | M   | 322,482                    | .7   | 142,592              | .3   | 93,801               | .2   | 27,973              | .1  | 4,838                 | -   | 1,851                | -  | 5,774                 | -  | 2,042,115          | 4.2   |
|                        | F   | 396,340                    | .8   | 158,187              | .3   | 119,239              | .2   | 29,613              | .1  | 4,765                 | -   | 3,702                | -  | 3,403                 | -  | 2,490,298          | 5.1   |
| 4                      | M+F | 1,533,604                  | 3.2  | 793,322              | 1.6  | 458,485              | .9   | 100,324             | .2  | 25,791                | .1  | 9,306                | -  | 14,162                | -  | 6,808,321          | 14.1  |
|                        | M   | 731,949                    | 1.5  | 393,534              | .8   | 227,618              | .5   | 57,527              | .1  | 12,562                | -   | 4,893                | -  | 7,132                 | -  | 3,319,811          | 6.9   |
|                        | F   | 801,655                    | 1.7  | 399,788              | .8   | 230,867              | .5   | 42,797              | .1  | 13,229                | -   | 4,413                | -  | 7,030                 | -  | 3,488,510          | 7.2   |
| 5                      | M+F | 1,958,816                  | 4.0  | 1,250,108            | 2.6  | 1,057,478            | 2.2  | 407,174             | .8  | 75,302                | .2  | 19,677               | -  | 21,576                | -  | 8,069,043          | 16.7  |
|                        | M   | 910,126                    | 1.9  | 633,252              | 1.3  | 540,100              | 1.1  | 217,182             | .4  | 36,981                | .1  | 15,742               | -  | 11,970                | -  | 3,969,035          | 8.2   |
|                        | F   | 1,048,690                  | 2.2  | 616,856              | 1.3  | 517,378              | 1.1  | 189,992             | .4  | 38,321                | .1  | 3,935                | -  | 9,606                 | -  | 4,100,008          | 8.5   |
| 6                      | M+F | 2,221,872                  | 4.6  | 1,547,123            | 3.2  | 1,320,029            | 2.7  | 544,088             | 1.1 | 168,035               | .3  | 33,099               | .1 | 128,902               | .3 | 8,688,546          | 18.0  |
|                        | M   | 1,121,509                  | 2.3  | 800,414              | 1.7  | 655,738              | 1.4  | 288,583             | .6  | 95,516                | .2  | 14,073               | -  | 66,168                | .1 | 4,389,990          | 9.1   |
|                        | F   | 1,100,363                  | 2.3  | 746,709              | 1.5  | 664,291              | 1.4  | 255,505             | .5  | 72,519                | .1  | 19,026               | -  | 62,734                | .1 | 4,298,556          | 8.9   |
| 7                      | M+F | 1,681,992                  | 3.5  | 1,300,550            | 2.7  | 1,573,045            | 3.3  | 725,694             | 1.5 | 146,933               | .3  | 36,619               | .1 | 56,528                | .1 | 7,143,592          | 14.8  |
|                        | M   | 895,342                    | 1.9  | 685,018              | 1.4  | 829,902              | 1.7  | 373,777             | .8  | 89,969                | .2  | 15,461               | -  | 29,763                | .1 | 3,704,931          | 7.7   |
|                        | F   | 786,650                    | 1.6  | 615,532              | 1.3  | 743,143              | 1.5  | 351,917             | .7  | 56,964                | .1  | 21,158               | -  | 26,765                | .1 | 3,438,661          | 7.1   |
| 8                      | M+F | 719,717                    | 1.5  | 885,906              | 1.8  | 1,374,042            | 2.8  | 741,158             | 1.5 | 192,478               | .4  | 59,654               | .1 | 42,802                | .1 | 4,746,366          | 9.8   |
|                        | M   | 364,777                    | .8   | 480,335              | 1.0  | 698,293              | 1.4  | 376,904             | .8  | 98,838                | .2  | 32,216               | .1 | 24,711                | .1 | 2,447,232          | 5.1   |
|                        | F   | 354,940                    | .7   | 405,571              | .8   | 675,749              | 1.4  | 364,254             | .8  | 93,640                | .2  | 27,438               | .1 | 18,091                | -  | 2,299,134          | 4.8   |
| 9                      | M+F | 470,492                    | 1.0  | 643,869              | 1.3  | 778,747              | 1.6  | 629,345             | 1.3 | 165,272               | .3  | 26,557               | .1 | 21,328                | -  | 3,073,101          | 6.4   |
|                        | M   | 253,368                    | .5   | 350,445              | .7   | 421,674              | .9   | 339,430             | .7  | 85,988                | .2  | 15,748               | -  | 12,997                | -  | 1,646,824          | 3.4   |
|                        | F   | 217,124                    | .4   | 293,424              | .6   | 357,073              | .7   | 289,915             | .6  | 79,284                | .2  | 10,809               | -  | 8,331                 | -  | 1,426,277          | 2.9   |
| 10 and<br>above        | M+F | 293,452                    | .6   | 341,233              | .7   | 677,195              | 1.4  | 883,167             | 1.8 | 436,690               | .9  | 146,662              | .3 | 81,446                | .2 | 3,104,603          | 6.4   |
|                        | M   | 157,482                    | .3   | 185,207              | .4   | 344,951              | .7   | 493,434             | 1.0 | 241,096               | .5  | 79,664               | .2 | 48,837                | .1 | 1,687,607          | 3.5   |
|                        | F   | 135,970                    | .3   | 156,026              | .3   | 332,244              | .7   | 389,733             | .8  | 195,594               | .4  | 66,998               | .1 | 32,609                | .1 | 1,416,996          | 2.9   |
| Total                  | M+F | 9,783,481                  | 20.2 | 7,131,331            | 14.7 | 7,473,686            | 15.4 | 4,101,853           | 8.5 | 1,225,916             | 2.5 | 337,127              | .7 | 375,921               | .8 | 48,379,363         | 100.0 |
|                        | M   | 4,837,543                  | 10.0 | 3,704,051            | 7.7  | 3,822,396            | 7.9  | 2,179,931           | 4.5 | 668,694               | 1.4 | 179,648              | .4 | 207,352               | .4 | 24,073,372         | 49.8  |
|                        | F   | 4,945,938                  | 10.2 | 3,427,280            | 7.1  | 3,651,290            | 7.5  | 1,921,922           | 4.0 | 557,222               | 1.2 | 157,479              | .3 | 168,569               | .3 | 24,305,991         | 50.2  |

Table 4b: Distribution of members of households by age, sex and domestic expenditure group - COUNTRY - RURAL

| Age Group   | Sex | DOMESTIC EXPENDITURE GROUP (BIRR) |                    |                      |                      |                      |                      |                      |     |           |     |           |      |           |      |
|-------------|-----|-----------------------------------|--------------------|----------------------|----------------------|----------------------|----------------------|----------------------|-----|-----------|-----|-----------|------|-----------|------|
|             |     | Below 600<br>No. %                | 600 - 999<br>No. % | 1000 - 1399<br>No. % | 1400 - 1999<br>No. % | 2000 - 2599<br>No. % | 2600 - 3399<br>No. % | 3400 - 4199<br>No. % |     |           |     |           |      |           |      |
| 0 - 9       | M+F | 2,591                             | -                  | 17,869               | -                    | 74,160               | .2                   | 421,561              | .9  | 971,903   | 2.0 | 2,054,429 | 4.2  | 2,619,705 | 5.4  |
|             | M   | 303                               | -                  | 10,494               | -                    | 34,946               | .1                   | 209,803              | .4  | 478,431   | 1.0 | 1,013,165 | 2.1  | 1,376,124 | 2.8  |
|             | F   | 2,288                             | -                  | 7,375                | -                    | 39,214               | .1                   | 211,758              | .4  | 493,472   | 1.0 | 1,041,264 | 2.2  | 1,243,581 | 2.6  |
| 10 - 14     | M+F | -                                 | -                  | 5,493                | -                    | 21,084               | -                    | 106,099              | .2  | 286,191   | .6  | 649,193   | 1.3  | 877,109   | 1.8  |
|             | M   | -                                 | -                  | 2,606                | -                    | 14,595               | -                    | 52,049               | .1  | 147,424   | .3  | 332,951   | .7   | 435,207   | .9   |
|             | F   | -                                 | -                  | 2,887                | -                    | 6,489                | -                    | 54,050               | .1  | 138,767   | .3  | 316,242   | .7   | 441,902   | .9   |
| 15 - 19     | M+F | 1,986                             | -                  | 4,566                | -                    | 29,674               | .1                   | 119,155              | .2  | 250,082   | .5  | 554,859   | 1.1  | 699,578   | 1.4  |
|             | M   | -                                 | -                  | 2,244                | -                    | 14,924               | -                    | 44,692               | .1  | 116,111   | .2  | 236,987   | .5   | 337,173   | .7   |
|             | F   | 1,986                             | -                  | 2,322                | -                    | 14,750               | -                    | 74,463               | .2  | 133,971   | .3  | 317,872   | .7   | 362,405   | .7   |
| 20 - 24     | M+F | -                                 | -                  | 7,657                | -                    | 24,945               | .1                   | 100,747              | .2  | 257,515   | .5  | 498,589   | 1.0  | 518,963   | 1.1  |
|             | M   | -                                 | -                  | 2,718                | -                    | 10,490               | -                    | 41,218               | .1  | 101,508   | .2  | 183,373   | .4   | 204,534   | .4   |
|             | F   | -                                 | -                  | 4,939                | -                    | 14,455               | -                    | 59,529               | .1  | 156,007   | .3  | 315,216   | .7   | 314,429   | .6   |
| 25 - 29     | M+F | -                                 | -                  | 6,408                | -                    | 35,808               | .1                   | 147,706              | .3  | 285,543   | .6  | 536,934   | 1.1  | 573,048   | 1.2  |
|             | M   | -                                 | -                  | 276                  | -                    | 17,046               | -                    | 63,459               | .1  | 115,076   | .2  | 269,396   | .6   | 270,944   | .6   |
|             | F   | -                                 | -                  | 6,132                | -                    | 18,762               | -                    | 84,247               | .2  | 170,467   | .4  | 267,538   | .6   | 302,104   | .6   |
| 30 - 34     | M+F | -                                 | -                  | 2,945                | -                    | 27,561               | .1                   | 79,919               | .2  | 170,334   | .4  | 332,381   | .7   | 374,913   | .8   |
|             | M   | -                                 | -                  | 908                  | -                    | 10,633               | -                    | 34,706               | .1  | 95,661    | .2  | 144,155   | .3   | 168,189   | .3   |
|             | F   | -                                 | -                  | 2,037                | -                    | 16,928               | -                    | 45,213               | .1  | 74,673    | .2  | 188,226   | .4   | 206,724   | .4   |
| 35 - 39     | M+F | 277                               | -                  | 5,552                | -                    | 23,157               | -                    | 73,545               | .2  | 140,290   | .3  | 313,060   | .6   | 372,781   | .8   |
|             | M   | -                                 | -                  | 2,651                | -                    | 9,166                | -                    | 45,996               | .1  | 59,567    | .1  | 161,174   | .3   | 166,120   | .3   |
|             | F   | 277                               | -                  | 2,901                | -                    | 13,991               | -                    | 27,549               | .1  | 80,723    | .2  | 151,886   | .3   | 206,661   | .4   |
| 40 - 44     | M+F | 331                               | -                  | 2,272                | -                    | 17,046               | -                    | 50,579               | .1  | 97,455    | .2  | 206,887   | .4   | 286,000   | .6   |
|             | M   | 28                                | -                  | 689                  | -                    | 6,739                | -                    | 22,993               | -   | 46,328    | .1  | 76,704    | .2   | 133,336   | .3   |
|             | F   | 303                               | -                  | 1,583                | -                    | 10,307               | -                    | 27,586               | .1  | 51,127    | .1  | 130,183   | .3   | 152,664   | .3   |
| 45 - 49     | M+F | 336                               | -                  | 12,935               | -                    | 7,477                | -                    | 42,765               | .1  | 87,293    | .2  | 174,664   | .4   | 224,267   | .5   |
|             | M   | -                                 | -                  | 2,049                | -                    | 1,932                | -                    | 16,768               | -   | 35,998    | .1  | 85,961    | .2   | 124,068   | .3   |
|             | F   | 336                               | -                  | 10,886               | -                    | 5,545                | -                    | 25,997               | .1  | 51,295    | .1  | 88,703    | .2   | 100,199   | .2   |
| 50 - 54     | M+F | 1,676                             | -                  | 8,076                | -                    | 15,482               | -                    | 51,735               | .1  | 69,384    | .1  | 139,153   | .3   | 171,810   | .4   |
|             | M   | -                                 | -                  | 1,756                | -                    | 2,131                | -                    | 6,550                | -   | 18,131    | -   | 59,482    | .1   | 79,818    | .2   |
|             | F   | 1,676                             | -                  | 6,320                | -                    | 13,351               | -                    | 45,185               | .1  | 51,253    | .1  | 79,671    | .2   | 91,992    | .2   |
| 55 - 59     | M+F | 303                               | -                  | 5,172                | -                    | 17,097               | -                    | 45,476               | .1  | 54,848    | .1  | 115,213   | .2   | 141,824   | .3   |
|             | M   | -                                 | -                  | 8                    | -                    | 548                  | -                    | 6,993                | -   | 15,727    | -   | 50,343    | .1   | 65,736    | .1   |
|             | F   | 303                               | -                  | 5,164                | -                    | 16,549               | -                    | 38,483               | .1  | 39,121    | .1  | 64,870    | .1   | 76,088    | .2   |
| 60 - 64     | M+F | 2,983                             | -                  | 9,583                | -                    | 31,503               | .1                   | 45,550               | .1  | 77,028    | .2  | 135,501   | .3   | 122,117   | .3   |
|             | M   | 303                               | -                  | 3,011                | -                    | 3,942                | -                    | 15,117               | -   | 26,371    | .1  | 60,678    | .1   | 59,219    | .1   |
|             | F   | 2,680                             | -                  | 6,572                | -                    | 27,561               | .1                   | 30,433               | .1  | 50,657    | .1  | 74,823    | .2   | 62,898    | .1   |
| 65 and over | M+F | 4,878                             | -                  | 23,989               | -                    | 55,800               | .1                   | 108,376              | .2  | 157,209   | .3  | 238,956   | .5   | 211,152   | .4   |
|             | M   | -                                 | -                  | 8,817                | -                    | 18,468               | -                    | 37,470               | .1  | 72,293    | .1  | 138,821   | .3   | 129,232   | .3   |
|             | F   | 4,878                             | -                  | 15,172               | -                    | 37,332               | .1                   | 70,906               | .1  | 84,916    | .2  | 100,135   | .2   | 81,920    | .2   |
| Total       | M+F | 15,361                            | -                  | 112,517              | .2                   | 380,794              | .8                   | 1,393,213            | 2.9 | 2,905,075 | 6.0 | 5,949,819 | 12.3 | 7,193,267 | 14.9 |
|             | M   | 634                               | -                  | 38,227               | .1                   | 145,560              | .3                   | 597,814              | 1.2 | 1,328,626 | 2.7 | 2,813,190 | 5.8  | 3,549,700 | 7.3  |
|             | F   | 14,727                            | -                  | 74,290               | .2                   | 235,234              | .5                   | 795,399              | 1.6 | 1,576,449 | 3.3 | 3,136,629 | 6.5  | 3,643,567 | 7.5  |

Table 4b:(Contd.) Distribution of members of households by age, sex and domestic expenditure group - COUNTRY - RURAL

| Age Group   | Sex | DOMESTIC EXPENDITURE GROUP (BIRR) |      |                      |      |                      |      |                       |     |                        |     |                        |    |                         |    | Total<br>No. % |       |
|-------------|-----|-----------------------------------|------|----------------------|------|----------------------|------|-----------------------|-----|------------------------|-----|------------------------|----|-------------------------|----|----------------|-------|
|             |     | 4200 - 5399<br>No. %              |      | 5400 - 6599<br>No. % |      | 6600 - 8999<br>No. % |      | 9000 - 12599<br>No. % |     | 12600 - 16199<br>No. % |     | 16200 - 19999<br>No. % |    | 20000 and over<br>No. % |    |                |       |
| 0 - 9       | M+F | 3,616,259                         | 7.5  | 2,516,422            | 5.2  | 2,592,241            | 5.4  | 1,380,830             | 2.9 | 375,063                | .8  | 94,937                 | .2 | 132,502                 | .3 | 16,870,472     | 34.9  |
|             | M   | 1,815,438                         | 3.8  | 1,329,256            | 2.7  | 1,326,726            | 2.7  | 711,654               | 1.5 | 212,647                | .4  | 43,431                 | .1 | 74,698                  | .2 | 8,637,116      | 17.9  |
|             | F   | 1,800,821                         | 3.7  | 1,187,166            | 2.5  | 1,265,515            | 2.6  | 669,176               | 1.4 | 162,416                | .3  | 51,506                 | .1 | 57,804                  | .1 | 8,233,356      | 17.0  |
| 10 - 14     | M+F | 1,285,700                         | 2.7  | 1,026,546            | 2.1  | 1,183,374            | 2.4  | 718,397               | 1.5 | 226,025                | .5  | 55,464                 | .1 | 60,269                  | .1 | 6,500,944      | 13.4  |
|             | M   | 668,635                           | 1.4  | 527,822              | 1.1  | 603,120              | 1.2  | 346,255               | .7  | 116,678                | .2  | 37,584                 | .1 | 34,537                  | .1 | 3,319,463      | 6.9   |
|             | F   | 617,065                           | 1.3  | 498,724              | 1.0  | 580,254              | 1.2  | 372,142               | .8  | 109,347                | .2  | 17,880                 | -  | 25,732                  | .1 | 3,181,481      | 6.6   |
| 15 - 19     | M+F | 906,607                           | 1.9  | 827,620              | 1.7  | 958,641              | 2.0  | 544,749               | 1.1 | 194,574                | .4  | 60,282                 | .1 | 44,882                  | .1 | 5,197,255      | 10.7  |
|             | M   | 449,732                           | .9   | 463,144              | 1.0  | 514,770              | 1.1  | 343,314               | .7  | 116,587                | .2  | 30,857                 | .1 | 23,978                  | -  | 2,694,513      | 5.6   |
|             | F   | 456,875                           | .9   | 364,476              | .8   | 443,871              | .9   | 201,435               | .4  | 77,987                 | .2  | 29,425                 | .1 | 20,904                  | -  | 2,502,742      | 5.2   |
| 20 - 24     | M+F | 686,595                           | 1.4  | 512,868              | 1.1  | 413,852              | .9   | 274,083               | .6  | 89,963                 | .2  | 29,735                 | .1 | 12,046                  | -  | 3,427,558      | 7.1   |
|             | M   | 288,330                           | .6   | 289,626              | .6   | 217,750              | .5   | 164,206               | .3  | 49,756                 | .1  | 19,705                 | -  | 5,850                   | -  | 1,579,064      | 3.3   |
|             | F   | 398,265                           | .8   | 223,242              | .5   | 196,102              | .4   | 109,877               | .2  | 40,207                 | .1  | 10,030                 | -  | 6,196                   | -  | 1,848,494      | 3.8   |
| 25 - 29     | M+F | 709,273                           | 1.5  | 414,386              | .9   | 402,743              | .8   | 179,602               | .4  | 40,348                 | .1  | 3,514                  | -  | 22,747                  | -  | 3,358,060      | 6.9   |
|             | M   | 299,048                           | .6   | 150,305              | .3   | 192,211              | .4   | 76,460                | .2  | 19,034                 | -   | 1,013                  | -  | 13,890                  | -  | 1,488,158      | 3.1   |
|             | F   | 410,225                           | .8   | 264,081              | .5   | 210,532              | .4   | 103,142               | .2  | 21,314                 | -   | 2,501                  | -  | 8,857                   | -  | 1,869,902      | 3.9   |
| 30 - 34     | M+F | 519,850                           | 1.1  | 337,679              | .7   | 317,805              | .7   | 150,017               | .3  | 33,918                 | .1  | 13,814                 | -  | 15,717                  | -  | 2,376,853      | 4.9   |
|             | M   | 236,200                           | .5   | 168,213              | .3   | 136,038              | .3   | 64,091                | .1  | 13,312                 | -   | 7,500                  | -  | 5,338                   | -  | 1,084,944      | 2.2   |
|             | F   | 283,650                           | .6   | 169,466              | .4   | 181,767              | .4   | 85,926                | .2  | 20,606                 | -   | 6,314                  | -  | 10,379                  | -  | 1,291,909      | 2.7   |
| 35 - 39     | M+F | 526,790                           | 1.1  | 342,228              | .7   | 375,534              | .8   | 214,396               | .4  | 67,065                 | .1  | 11,156                 | -  | 19,754                  | -  | 2,485,585      | 5.1   |
|             | M   | 243,144                           | .5   | 150,527              | .3   | 124,997              | .3   | 69,966                | .1  | 19,715                 | -   | 64                     | -  | 3,717                   | -  | 1,056,804      | 2.2   |
|             | F   | 283,646                           | .6   | 191,701              | .4   | 250,537              | .5   | 144,430               | .3  | 47,350                 | .1  | 11,092                 | -  | 16,037                  | -  | 1,428,781      | 3.0   |
| 40 - 44     | M+F | 357,350                           | .7   | 311,626              | .6   | 325,687              | .7   | 185,867               | .4  | 35,315                 | .1  | 18,363                 | -  | 20,259                  | -  | 1,915,037      | 4.0   |
|             | M   | 180,140                           | .4   | 127,213              | .3   | 183,380              | .4   | 95,582                | .2  | 10,818                 | -   | 12,756                 | -  | 11,443                  | -  | 908,149        | 1.9   |
|             | F   | 177,210                           | .4   | 184,413              | .4   | 142,307              | .3   | 90,285                | .2  | 24,497                 | .1  | 5,607                  | -  | 8,816                   | -  | 1,006,888      | 2.1   |
| 45 - 49     | M+F | 314,008                           | .6   | 275,744              | .6   | 275,192              | .6   | 150,639               | .3  | 46,656                 | .1  | 8,193                  | -  | 18,475                  | -  | 1,638,644      | 3.4   |
|             | M   | 186,572                           | .4   | 143,932              | .3   | 137,495              | .3   | 106,709               | .2  | 26,781                 | .1  | 6,431                  | -  | 13,743                  | -  | 888,439        | 1.8   |
|             | F   | 127,436                           | .3   | 131,812              | .3   | 137,697              | .3   | 43,930                | .1  | 19,875                 | -   | 1,762                  | -  | 4,732                   | -  | 750,205        | 1.6   |
| 50 - 54     | M+F | 235,185                           | .5   | 169,929              | .4   | 192,834              | .4   | 103,812               | .2  | 41,908                 | .1  | 7,071                  | -  | 17,703                  | -  | 1,225,758      | 2.5   |
|             | M   | 104,130                           | .2   | 86,820               | .2   | 110,931              | .2   | 63,242                | .1  | 29,115                 | .1  | 1,197                  | -  | 11,704                  | -  | 575,007        | 1.2   |
|             | F   | 131,055                           | .3   | 83,109               | .2   | 81,903               | .2   | 40,570                | .1  | 12,793                 | -   | 5,874                  | -  | 5,999                   | -  | 650,751        | 1.3   |
| 55 - 59     | M+F | 192,853                           | .4   | 141,448              | .3   | 140,266              | .3   | 67,499                | .1  | 30,506                 | .1  | 12,752                 | -  | 2,716                   | -  | 967,973        | 2.0   |
|             | M   | 95,585                            | .2   | 94,935               | .2   | 89,249               | .2   | 48,296                | .1  | 24,169                 | -   | 3,876                  | -  | 2,655                   | -  | 498,120        | 1.0   |
|             | F   | 97,268                            | .2   | 46,513               | .1   | 51,017               | .1   | 19,203                | -   | 6,337                  | -   | 8,876                  | -  | 61                      | -  | 469,853        | 1.0   |
| 60 - 64     | M+F | 180,306                           | .4   | 96,746               | .2   | 117,667              | .2   | 48,548                | .1  | 11,926                 | -   | 2,681                  | -  | 956                     | -  | 883,095        | 1.8   |
|             | M   | 107,783                           | .2   | 67,135               | .1   | 71,489               | .1   | 35,396                | .1  | 10,622                 | -   | 2,619                  | -  | 139                     | -  | 463,824        | 1.0   |
|             | F   | 72,523                            | .1   | 29,611               | .1   | 46,178               | .1   | 13,152                | -   | 1,304                  | -   | 62                     | -  | 817                     | -  | 419,271        | .9    |
| 65 and over | M+F | 252,706                           | .5   | 158,091              | .3   | 177,851              | .4   | 83,411                | .2  | 32,649                 | .1  | 19,163                 | -  | 7,891                   | -  | 1,532,122      | 3.2   |
|             | M   | 162,807                           | .3   | 105,125              | .2   | 114,241              | .2   | 54,759                | .1  | 19,460                 | -   | 12,614                 | -  | 5,658                   | -  | 879,765        | 1.8   |
|             | F   | 89,899                            | .2   | 52,966               | .1   | 63,610               | .1   | 28,652                | .1  | 13,189                 | -   | 6,549                  | -  | 2,233                   | -  | 652,357        | 1.3   |
| Total       | M+F | 9,783,482                         | 20.2 | 7,131,333            | 14.7 | 7,473,687            | 15.4 | 4,101,850             | 8.5 | 1,225,916              | 2.5 | 337,125                | .7 | 375,917                 | .8 | 48,379,356     | 100.0 |
|             | M   | 4,837,544                         | 10.0 | 3,704,053            | 7.7  | 3,822,397            | 7.9  | 2,179,930             | 4.5 | 668,694                | 1.4 | 179,647                | .4 | 207,350                 | .4 | 24,073,366     | 49.8  |
|             | F   | 4,945,938                         | 10.2 | 3,427,280            | 7.1  | 3,651,290            | 7.5  | 1,921,920             | 4.0 | 557,222                | 1.2 | 157,478                | .3 | 168,567                 | .3 | 24,305,990     | 50.2  |

**Table 5b: Distribution of Households by Household Size, Sex of Head of Household and Payment Group**  
**COUNTRY - RURAL**

| Household size and Sex |     | P A Y M E N T      G R O U P (BIRR) |    |           |    |             |     |             |     |             |     |             |      |             |      |
|------------------------|-----|-------------------------------------|----|-----------|----|-------------|-----|-------------|-----|-------------|-----|-------------|------|-------------|------|
|                        |     | Below 600                           |    | 600 - 999 |    | 1000 - 1399 |     | 1400 - 1999 |     | 2000 - 2599 |     | 2600 - 3399 |      | 3400 - 4199 |      |
|                        |     | No.                                 | %  | No.       | %  | No.         | %   | No.         | %   | No.         | %   | No.         | %    | No.         | %    |
| 1                      | M+F | 8,310                               | .1 | 47,488    | .5 | 58,128      | .6  | 92,406      | .9  | 61,635      | .6  | 37,462      | .4   | 11,830      | .1   |
|                        | M   | 28                                  | -  | 13,278    | .1 | 17,358      | .2  | 30,345      | .3  | 9,479       | .1  | 8,583       | .1   | 9,068       | .1   |
|                        | F   | 8,282                               | .1 | 34,210    | .3 | 40,770      | .4  | 62,061      | .6  | 52,156      | .5  | 28,879      | .3   | 2,762       | -    |
| 2                      | M+F | 1,986                               | -  | 15,867    | .2 | 59,386      | .6  | 141,586     | 1.4 | 160,739     | 1.6 | 211,250     | 2.2  | 151,362     | 1.5  |
|                        | M   | -                                   | -  | 1,600     | -  | 22,657      | .2  | 50,602      | .5  | 73,177      | .7  | 141,703     | 1.4  | 90,781      | .9   |
|                        | F   | 1,986                               | -  | 14,267    | .1 | 36,729      | .4  | 90,984      | .9  | 87,562      | .9  | 69,547      | .7   | 60,581      | .6   |
| 3                      | M+F | 303                                 | -  | 4,062     | -  | 31,008      | .3  | 92,779      | .9  | 224,164     | 2.3 | 332,622     | 3.4  | 261,929     | 2.7  |
|                        | M   | 303                                 | -  | 4         | -  | 15,085      | .2  | 58,986      | .6  | 107,939     | 1.1 | 218,926     | 2.2  | 156,826     | 1.6  |
|                        | F   | -                                   | -  | 4,058     | -  | 15,923      | .2  | 33,793      | .3  | 116,225     | 1.2 | 113,696     | 1.2  | 105,103     | 1.1  |
| 4                      | M+F | -                                   | -  | 303       | -  | 6,899       | .1  | 61,817      | .6  | 122,959     | 1.3 | 300,287     | 3.1  | 329,941     | 3.4  |
|                        | M   | -                                   | -  | 303       | -  | 5,708       | .1  | 34,625      | .4  | 77,591      | .8  | 220,916     | 2.3  | 258,167     | 2.6  |
|                        | F   | -                                   | -  | -         | -  | 1,191       | -   | 27,192      | .3  | 45,368      | .5  | 79,371      | .8   | 71,774      | .7   |
| 5                      | M+F | -                                   | -  | 64        | -  | 3,874       | -   | 20,971      | .2  | 71,988      | .7  | 186,269     | 1.9  | 236,148     | 2.4  |
|                        | M   | -                                   | -  | 64        | -  | 3,084       | -   | 14,725      | .2  | 60,837      | .6  | 151,533     | 1.5  | 182,193     | 1.9  |
|                        | F   | -                                   | -  | -         | -  | 790         | -   | 6,246       | .1  | 11,151      | .1  | 34,736      | .4   | 53,955      | .6   |
| 6                      | M+F | -                                   | -  | -         | -  | 591         | -   | 12,110      | .1  | 36,996      | .4  | 112,415     | 1.1  | 203,236     | 2.1  |
|                        | M   | -                                   | -  | -         | -  | 591         | -   | 12,064      | .1  | 33,055      | .3  | 83,582      | .9   | 163,176     | 1.7  |
|                        | F   | -                                   | -  | -         | -  | -           | -   | 46          | -   | 3,941       | -   | 28,833      | .3   | 40,060      | .4   |
| 7                      | M+F | -                                   | -  | -         | -  | 207         | -   | 3,730       | -   | 13,440      | .1  | 54,318      | .6   | 106,154     | 1.1  |
|                        | M   | -                                   | -  | -         | -  | 207         | -   | 3,730       | -   | 9,317       | .1  | 48,674      | .5   | 92,803      | .9   |
|                        | F   | -                                   | -  | -         | -  | -           | -   | -           | -   | 4,123       | -   | 5,644       | .1   | 13,351      | .1   |
| 8                      | M+F | -                                   | -  | -         | -  | -           | -   | -           | -   | 5,139       | .1  | 31,706      | .3   | 36,351      | .4   |
|                        | M   | -                                   | -  | -         | -  | -           | -   | -           | -   | 4,534       | -   | 31,467      | .3   | 31,694      | .3   |
|                        | F   | -                                   | -  | -         | -  | -           | -   | -           | -   | 605         | -   | 239         | -    | 4,657       | -    |
| 9                      | M+F | -                                   | -  | -         | -  | -           | -   | -           | -   | 2,156       | -   | 9,041       | .1   | 15,032      | .2   |
|                        | M   | -                                   | -  | -         | -  | -           | -   | -           | -   | 2,156       | -   | 9,041       | .1   | 14,353      | .1   |
|                        | F   | -                                   | -  | -         | -  | -           | -   | -           | -   | -           | -   | -           | -    | 679         | -    |
| 10 & above             | M+F | -                                   | -  | -         | -  | -           | -   | -           | -   | 1,858       | -   | 7,589       | .1   | 10,439      | .1   |
|                        | M   | -                                   | -  | -         | -  | -           | -   | -           | -   | -           | -   | 7,589       | .1   | 10,439      | .1   |
|                        | F   | -                                   | -  | -         | -  | -           | -   | -           | -   | 1,858       | -   | -           | -    | -           | -    |
| Total                  | M+F | 10,599                              | .1 | 67,784    | .7 | 160,093     | 1.6 | 425,399     | 4.3 | 701,074     | 7.2 | 1,282,959   | 13.1 | 1,362,422   | 13.9 |
|                        | M   | 331                                 | -  | 15,249    | .2 | 64,690      | .7  | 205,077     | 2.1 | 378,085     | 3.9 | 922,014     | 9.4  | 1,009,500   | 10.3 |
|                        | F   | 10,268                              | .1 | 52,535    | .5 | 95,403      | 1.0 | 220,322     | 2.2 | 322,989     | 3.3 | 360,945     | 3.7  | 352,922     | 3.6  |

**Table 5b:(contd.) Distribution of Households by Household Size, Sex of Head of Household and Payment Group**  
**COUNTRY - RURAL**

| Household size and Sex |     | P A Y M E N T   G R O U P (BIRR) |      |             |      |             |      |            |     |              |     |             |     |              |    | T o t a l |       |
|------------------------|-----|----------------------------------|------|-------------|------|-------------|------|------------|-----|--------------|-----|-------------|-----|--------------|----|-----------|-------|
|                        |     | 4200 - 5399                      |      | 5400 - 6599 |      | 6600 - 8999 |      | 9000-12599 |     | 12600 -16199 |     | 16200-19999 |     | 20000 & over |    |           |       |
|                        |     | No.                              | %    | No.         | %    | No.         | %    | No.        | %   | No.          | %   | No.         | %   | No.          | %  | No.       | %     |
| 1                      | M+F | 10,436                           | .1   | 7,299       | .1   | 6,196       | .1   | 311        | -   | 1,728        | -   | -           | -   | -            | -  | 343,229   | 3.5   |
|                        | M   | 8,636                            | .1   | 6,498       | .1   | 2,022       | -    | 247        | -   | 1,728        | -   | -           | -   | -            | -  | 107,270   | 1.1   |
|                        | F   | 1,800                            | -    | 801         | -    | 4,174       | -    | 64         | -   | -            | -   | -           | -   | -            | -  | 235,959   | 2.4   |
| 2                      | M+F | 99,657                           | 1.0  | 56,271      | .6   | 17,564      | .2   | 14,459     | .1  | 2,109        | -   | 1,399       | -   | 1,437        | -  | 935,072   | 9.5   |
|                        | M   | 63,461                           | .6   | 38,284      | .4   | 11,533      | .1   | 12,022     | .1  | 1,506        | -   | -           | -   | 1,437        | -  | 508,763   | 5.2   |
|                        | F   | 36,196                           | .4   | 17,987      | .2   | 6,031       | .1   | 2,437      | -   | 603          | -   | 1,399       | -   | -            | -  | 426,309   | 4.3   |
| 3                      | M+F | 266,314                          | 2.7  | 137,281     | 1.4  | 109,931     | 1.1  | 33,206     | .3  | 7,725        | .1  | 3,608       | -   | 5,872        | .1 | 1,510,804 | 15.4  |
|                        | M   | 174,830                          | 1.8  | 108,440     | 1.1  | 84,088      | .9   | 24,601     | .3  | 4,167        | -   | 1,757       | -   | 5,872        | .1 | 961,824   | 9.8   |
|                        | F   | 91,484                           | .9   | 28,841      | .3   | 25,843      | .3   | 8,605      | .1  | 3,558        | -   | 1,851       | -   | -            | -  | 548,980   | 5.6   |
| 4                      | M+F | 393,156                          | 4.0  | 221,369     | 2.3  | 183,278     | 1.9  | 55,564     | .6  | 14,939       | .2  | 5,165       | .1  | 6,403        | .1 | 1,702,080 | 17.4  |
|                        | M   | 303,458                          | 3.1  | 189,133     | 1.9  | 142,192     | 1.5  | 49,167     | .5  | 14,867       | .2  | 4,645       | -   | 6,366        | .1 | 1,307,138 | 13.3  |
|                        | F   | 89,698                           | .9   | 32,236      | .3   | 41,086      | .4   | 6,397      | .1  | 72           | -   | 520         | -   | 37           | -  | 394,942   | 4.0   |
| 5                      | M+F | 372,355                          | 3.8  | 237,394     | 2.4  | 277,776     | 2.8  | 151,707    | 1.5 | 33,838       | .3  | 13,722      | .1  | 7,704        | .1 | 1,613,810 | 16.5  |
|                        | M   | 288,856                          | 2.9  | 214,190     | 2.2  | 232,055     | 2.4  | 119,902    | 1.2 | 29,080       | .3  | 11,591      | .1  | 4,614        | -  | 1,312,724 | 13.4  |
|                        | F   | 83,499                           | .9   | 23,204      | .2   | 45,721      | .5   | 31,805     | .3  | 4,758        | -   | 2,131       | -   | 3,090        | -  | 301,086   | 3.1   |
| 6                      | M+F | 314,452                          | 3.2  | 278,752     | 2.8  | 265,940     | 2.7  | 128,254    | 1.3 | 56,739       | .6  | 10,845      | .1  | 27,760       | .3 | 1,448,090 | 14.8  |
|                        | M   | 269,346                          | 2.7  | 238,522     | 2.4  | 236,467     | 2.4  | 113,062    | 1.2 | 51,078       | .5  | 10,845      | .1  | 25,414       | .3 | 1,237,202 | 12.6  |
|                        | F   | 45,106                           | .5   | 40,230      | .4   | 29,473      | .3   | 15,192     | .2  | 5,661        | .1  | -           | -   | 2,346        | -  | 210,888   | 2.2   |
| 7                      | M+F | 207,556                          | 2.1  | 164,357     | 1.7  | 252,993     | 2.6  | 148,898    | 1.5 | 43,753       | .4  | 16,919      | .2  | 8,187        | .1 | 1,020,512 | 10.4  |
|                        | M   | 187,660                          | 1.9  | 144,011     | 1.5  | 232,788     | 2.4  | 142,843    | 1.5 | 39,732       | .4  | 16,919      | .2  | 7,102        | .1 | 925,786   | 9.4   |
|                        | F   | 19,896                           | .2   | 20,346      | .2   | 20,205      | .2   | 6,055      | .1  | 4,021        | -   | -           | -   | 1,085        | -  | 94,726    | 1.0   |
| 8                      | M+F | 80,070                           | .8   | 76,317      | .8   | 182,563     | 1.9  | 127,528    | 1.3 | 22,230       | .2  | 19,847      | .2  | 11,548       | .1 | 593,299   | 6.1   |
|                        | M   | 77,352                           | .8   | 64,245      | .7   | 172,630     | 1.8  | 123,988    | 1.3 | 22,160       | .2  | 19,822      | .2  | 11,548       | .1 | 559,440   | 5.7   |
|                        | F   | 2,718                            | -    | 12,072      | .1   | 9,933       | .1   | 3,540      | -   | 70           | -   | 25          | -   | -            | -  | 33,859    | .3    |
| 9                      | M+F | 40,667                           | .4   | 68,967      | .7   | 85,063      | .9   | 76,123     | .8  | 27,067       | .3  | 10,353      | .1  | 6,986        | .1 | 341,455   | 3.5   |
|                        | M   | 36,404                           | .4   | 62,723      | .6   | 81,667      | .8   | 73,848     | .8  | 27,067       | .3  | 8,649       | .1  | 5,282        | .1 | 321,190   | 3.3   |
|                        | F   | 4,263                            | -    | 6,244       | .1   | 3,396       | -    | 2,275      | -   | -            | -   | 1,704       | -   | 1,704        | -  | 20,265    | .2    |
| 10 & above             | M+F | 24,343                           | .2   | 21,779      | .2   | 62,810      | .6   | 62,817     | .6  | 60,364       | .6  | 26,922      | .3  | 14,263       | .1 | 293,184   | 3.0   |
|                        | M   | 22,650                           | .2   | 21,779      | .2   | 62,631      | .6   | 61,284     | .6  | 56,427       | .6  | 26,852      | .3  | 14,263       | .1 | 283,914   | 2.9   |
|                        | F   | 1,693                            | -    | -           | -    | 179         | -    | 1,533      | -   | 3,937        | -   | 70          | -   | -            | -  | 9,270     | .1    |
| Total                  | M+F | 1,809,006                        | 18.5 | 1,269,786   | 13.0 | 1,444,114   | 14.7 | 798,867    | 8.2 | 270,492      | 2.8 | 108,780     | 1.1 | 90,160       | .9 | 9,801,535 | 100.0 |
|                        | M   | 1,432,653                        | 14.6 | 1,087,825   | 11.1 | 1,258,073   | 12.8 | 720,964    | 7.4 | 247,812      | 2.5 | 101,080     | 1.0 | 81,898       | .8 | 7,525,251 | 76.8  |
|                        | F   | 376,353                          | 3.8  | 181,961     | 1.9  | 186,041     | 1.9  | 77,903     | .8  | 22,680       | .2  | 7,700       | .1  | 8,262        | .1 | 2,276,284 | 23.2  |



Table 6b: Distribution of members of households by household size, sex and payment group - COUNTRY - RURAL

| Household size | Sex | PAYMENT GROUP (BIRR) |                    |                      |                      |                      |                      |                      |                |  |  |
|----------------|-----|----------------------|--------------------|----------------------|----------------------|----------------------|----------------------|----------------------|----------------|--|--|
|                |     | Below 600<br>No. %   | 600 - 999<br>No. % | 1000 - 1399<br>No. % | 1400 - 1999<br>No. % | 2000 - 2599<br>No. % | 2600 - 3399<br>No. % | 3400 - 4199<br>No. % |                |  |  |
| 1              | M+F | 8,310                | -                  | 47,488 .1            | 58,128 .1            | 92,406 .2            | 61,635 .1            | 37,462 .1            | 11,830 -       |  |  |
|                | M   | 28                   | -                  | 13,278 -             | 17,358 -             | 30,345 .1            | 9,479 -              | 8,583 -              | 9,068 -        |  |  |
|                | F   | 8,282                | -                  | 34,210 .1            | 40,770 .1            | 62,061 .1            | 52,156 .1            | 28,879 .1            | 2,762 -        |  |  |
| 2              | M+F | 3,971                | -                  | 31,734 .1            | 118,772 .2           | 283,172 .6           | 321,478 .7           | 422,502 .9           | 302,725 .6     |  |  |
|                | M   | -                    | -                  | 10,566 -             | 40,688 .1            | 103,825 .2           | 123,514 .3           | 185,447 .4           | 121,640 .3     |  |  |
|                | F   | 3,971                | -                  | 21,168 -             | 78,084 .2            | 179,347 .4           | 197,964 .4           | 237,055 .5           | 181,085 .4     |  |  |
| 3              | M+F | 909                  | -                  | 12,187 -             | 93,024 .2            | 278,339 .6           | 672,491 1.4          | 997,866 2.1          | 785,788 1.6    |  |  |
|                | M   | 606                  | -                  | 6,104 -              | 32,787 .1            | 128,142 .3           | 291,673 .6           | 445,458 .9           | 359,500 .7     |  |  |
|                | F   | 303                  | -                  | 6,083 -              | 60,237 .1            | 150,197 .3           | 380,818 .8           | 552,408 1.1          | 426,288 .9     |  |  |
| 4              | M+F | -                    | -                  | 1,211 -              | 27,597 .1            | 247,272 .5           | 491,836 1.0          | 1,201,148 2.5        | 1,319,764 2.7  |  |  |
|                | M   | -                    | -                  | 908 -                | 13,299 -             | 117,455 .2           | 210,238 .4           | 540,248 1.1          | 676,787 1.4    |  |  |
|                | F   | -                    | -                  | 303 -                | 14,298 -             | 129,817 .3           | 281,598 .6           | 660,900 1.4          | 642,977 1.3    |  |  |
| 5              | M+F | -                    | -                  | 318 -                | 19,372 -             | 104,852 .2           | 359,935 .7           | 931,346 1.9          | 1,180,744 2.4  |  |  |
|                | M   | -                    | -                  | 191 -                | 10,845 -             | 45,480 .1            | 172,708 .4           | 481,925 1.0          | 556,025 1.1    |  |  |
|                | F   | -                    | -                  | 127 -                | 8,527 -              | 59,372 .1            | 187,227 .4           | 449,421 .9           | 624,719 1.3    |  |  |
| 6              | M+F | -                    | -                  | -                    | 3,545 -              | 72,663 .2            | 221,978 .5           | 674,494 1.4          | 1,219,413 2.5  |  |  |
|                | M   | -                    | -                  | -                    | 1,724 -              | 37,760 .1            | 105,857 .2           | 334,291 .7           | 600,898 1.2    |  |  |
|                | F   | -                    | -                  | -                    | 1,821 -              | 34,903 .1            | 116,121 .2           | 340,203 .7           | 618,515 1.3    |  |  |
| 7              | M+F | -                    | -                  | -                    | 1,448 -              | 26,107 .1            | 94,083 .2            | 380,226 .8           | 743,081 1.5    |  |  |
|                | M   | -                    | -                  | -                    | 1,034 -              | 12,486 -             | 44,938 .1            | 174,524 .4           | 367,728 .8     |  |  |
|                | F   | -                    | -                  | -                    | 414 -                | 13,621 -             | 49,145 .1            | 205,702 .4           | 375,353 .8     |  |  |
| 8              | M+F | -                    | -                  | -                    | -                    | -                    | 41,107 .1            | 253,642 .5           | 290,811 .6     |  |  |
|                | M   | -                    | -                  | -                    | -                    | -                    | 20,113 -             | 112,525 .2           | 155,513 .3     |  |  |
|                | F   | -                    | -                  | -                    | -                    | -                    | 20,994 -             | 141,117 .3           | 135,298 .3     |  |  |
| 9              | M+F | -                    | -                  | -                    | -                    | -                    | 19,402 -             | 81,370 .2            | 135,286 .3     |  |  |
|                | M   | -                    | -                  | -                    | -                    | -                    | 8,623 -              | 39,245 .1            | 72,919 .2      |  |  |
|                | F   | -                    | -                  | -                    | -                    | -                    | 10,779 -             | 42,125 .1            | 62,367 .1      |  |  |
| 10 & above     | M+F | -                    | -                  | -                    | -                    | -                    | 18,578 -             | 84,117 .2            | 109,107 .2     |  |  |
|                | M   | -                    | -                  | -                    | -                    | -                    | 13,005 -             | 50,370 .1            | 59,204 .1      |  |  |
|                | F   | -                    | -                  | -                    | -                    | -                    | 5,573 -              | 33,747 .1            | 49,903 .1      |  |  |
| Total          | M+F | 13,190               | -                  | 92,938 .2            | 321,886 .7           | 1,104,811 2.3        | 2,302,523 4.8        | 5,064,173 10.5       | 6,098,549 12.6 |  |  |
|                | M   | 634                  | -                  | 31,047 .1            | 117,735 .2           | 475,493 1.0          | 1,000,148 2.1        | 2,372,616 4.9        | 2,979,282 6.2  |  |  |
|                | F   | 12,556               | -                  | 61,891 .1            | 204,151 .4           | 629,318 1.3          | 1,302,375 2.7        | 2,691,557 5.6        | 3,119,267 6.4  |  |  |

Table 6b: (Contd.) Distribution of members of households by household size, sex and payment group - COUNTRY - RURAL

| House-<br>hold<br>size | Sex | P A Y M E N T      G R O U P (BIRR) |      |             |      |             |      |            |      |              |     | T o t a l |     |             |     |              |       |
|------------------------|-----|-------------------------------------|------|-------------|------|-------------|------|------------|------|--------------|-----|-----------|-----|-------------|-----|--------------|-------|
|                        |     | 4200 - 5399                         |      | 5400 - 6599 |      | 6600 - 8999 |      | 9000-12599 |      | 12600 -16199 |     |           |     | 16200-19999 |     | 20000 & over |       |
|                        |     | No.                                 | %    | No.         | %    | No.         | %    | No.        | %    | No.          | %   | No.       | %   | No.         | %   | No.          | %     |
| 1                      | M+F | 10,436                              | -    | 7,299       | -    | 6,196       | -    | 311        | -    | 1,728        | -   | -         | -   | -           | -   | 343,229      | .7    |
|                        | M   | 8,636                               | -    | 6,498       | -    | 2,022       | -    | 247        | -    | 1,728        | -   | -         | -   | -           | -   | 107,270      | .2    |
|                        | F   | 1,800                               | -    | 801         | -    | 4,174       | -    | 64         | -    | -            | -   | -         | -   | -           | -   | 235,959      | .5    |
| 2                      | M+F | 199,316                             | .4   | 112,543     | .2   | 35,127      | .1   | 28,918     | .1   | 4,219        | -   | 2,799     | -   | 2,874       | -   | 1,870,150    | 3.9   |
|                        | M   | 81,252                              | .2   | 56,475      | .1   | 16,030      | -    | 16,178     | -    | 1,506        | -   | -         | -   | 1,437       | -   | 758,558      | 1.6   |
|                        | F   | 118,064                             | .2   | 56,068      | .1   | 19,097      | -    | 12,740     | -    | 2,713        | -   | 2,799     | -   | 1,437       | -   | 1,111,592    | 2.3   |
| 3                      | M+F | 798,941                             | 1.7  | 411,842     | .9   | 329,791     | .7   | 99,620     | .2   | 23,175       | -   | 10,822    | -   | 17,616      | -   | 4,532,411    | 9.4   |
|                        | M   | 360,306                             | .7   | 197,070     | .4   | 145,037     | .3   | 45,618     | .1   | 13,048       | -   | 5,364     | -   | 11,400      | -   | 2,042,113    | 4.2   |
|                        | F   | 438,635                             | .9   | 214,772     | .4   | 184,754     | .4   | 54,002     | .1   | 10,127       | -   | 5,458     | -   | 6,216       | -   | 2,490,298    | 5.1   |
| 4                      | M+F | 1,572,624                           | 3.3  | 885,476     | 1.8  | 733,113     | 1.5  | 222,254    | .5   | 59,754       | .1  | 20,660    | -   | 25,610      | .1  | 6,808,319    | 14.1  |
|                        | M   | 786,116                             | 1.6  | 436,438     | .9   | 363,625     | .8   | 116,047    | .2   | 35,204       | .1  | 10,563    | -   | 12,882      | -   | 3,319,810    | 6.9   |
|                        | F   | 786,508                             | 1.6  | 449,038     | .9   | 369,488     | .8   | 106,207    | .2   | 24,550       | .1  | 10,097    | -   | 12,728      | -   | 3,488,509    | 7.2   |
| 5                      | M+F | 1,861,776                           | 3.8  | 1,186,972   | 2.5  | 1,388,880   | 2.9  | 758,532    | 1.6  | 169,188      | .3  | 68,609    | .1  | 38,519      | .1  | 8,069,043    | 16.7  |
|                        | M   | 881,085                             | 1.8  | 589,610     | 1.2  | 694,654     | 1.4  | 397,511    | .8   | 80,604       | .2  | 39,559    | .1  | 18,839      | -   | 3,969,036    | 8.2   |
|                        | F   | 980,691                             | 2.0  | 597,362     | 1.2  | 694,226     | 1.4  | 361,021    | .7   | 88,584       | .2  | 29,050    | .1  | 19,680      | -   | 4,100,007    | 8.5   |
| 6                      | M+F | 1,886,712                           | 3.9  | 1,672,509   | 3.5  | 1,595,643   | 3.3  | 769,527    | 1.6  | 340,431      | .7  | 65,068    | .1  | 166,562     | .3  | 8,688,545    | 18.0  |
|                        | M   | 950,047                             | 2.0  | 872,780     | 1.8  | 796,409     | 1.6  | 382,457    | .8   | 188,235      | .4  | 34,983    | .1  | 84,549      | .2  | 4,389,990    | 9.1   |
|                        | F   | 936,665                             | 1.9  | 799,729     | 1.7  | 799,234     | 1.7  | 387,070    | .8   | 152,196      | .3  | 30,085    | .1  | 82,013      | .2  | 4,298,555    | 8.9   |
| 7                      | M+F | 1,452,892                           | 3.0  | 1,150,496   | 2.4  | 1,770,955   | 3.7  | 1,042,287  | 2.2  | 306,276      | .6  | 118,432   | .2  | 57,307      | .1  | 7,143,590    | 14.8  |
|                        | M   | 761,654                             | 1.6  | 608,593     | 1.3  | 936,186     | 1.9  | 546,563    | 1.1  | 154,211      | .3  | 66,757    | .1  | 30,257      | .1  | 3,704,931    | 7.7   |
|                        | F   | 691,238                             | 1.4  | 541,903     | 1.1  | 834,769     | 1.7  | 495,724    | 1.0  | 152,065      | .3  | 51,675    | .1  | 27,050      | .1  | 3,438,659    | 7.1   |
| 8                      | M+F | 640,555                             | 1.3  | 610,532     | 1.3  | 1,460,508   | 3.0  | 1,020,221  | 2.1  | 177,835      | .4  | 158,777   | .3  | 92,381      | .2  | 4,746,369    | 9.8   |
|                        | M   | 329,520                             | .7   | 324,850     | .7   | 757,719     | 1.6  | 519,440    | 1.1  | 96,552       | .2  | 78,309    | .2  | 52,694      | .1  | 2,447,235    | 5.1   |
|                        | F   | 311,035                             | .6   | 285,682     | .6   | 702,789     | 1.5  | 500,781    | 1.0  | 81,283       | .2  | 80,468    | .2  | 39,687      | .1  | 2,299,134    | 4.8   |
| 9                      | M+F | 366,003                             | .8   | 620,703     | 1.3  | 765,568     | 1.6  | 685,102    | 1.4  | 243,607      | .5  | 93,180    | .2  | 62,881      | .1  | 3,073,102    | 6.4   |
|                        | M   | 190,297                             | .4   | 327,903     | .7   | 419,809     | .9   | 363,568    | .8   | 133,612      | .3  | 51,900    | .1  | 38,948      | .1  | 1,646,824    | 3.4   |
|                        | F   | 175,706                             | .4   | 292,800     | .6   | 345,759     | .7   | 321,534    | .7   | 109,995      | .2  | 41,280    | .1  | 23,933      | -   | 1,426,278    | 2.9   |
| 10 and<br>above        | M+F | 255,797                             | .5   | 230,005     | .5   | 669,158     | 1.4  | 666,080    | 1.4  | 632,411      | 1.3 | 281,626   | .6  | 157,726     | .3  | 3,104,605    | 6.4   |
|                        | M   | 133,366                             | .3   | 116,796     | .2   | 366,631     | .8   | 343,827    | .7   | 353,099      | .7  | 168,862   | .3  | 82,449      | .2  | 1,687,609    | 3.5   |
|                        | F   | 122,431                             | .3   | 113,209     | .2   | 302,527     | .6   | 322,253    | .7   | 279,312      | .6  | 112,764   | .2  | 75,277      | .2  | 1,416,996    | 2.9   |
| Total                  | M+F | 9,045,052                           | 18.7 | 6,888,377   | 14.2 | 8,754,939   | 18.1 | 5,292,852  | 10.9 | 1,958,624    | 4.0 | 819,973   | 1.7 | 621,476     | 1.3 | 48,379,363   | 100.0 |
|                        | M   | 4,482,279                           | 9.3  | 3,537,013   | 7.3  | 4,498,122   | 9.3  | 2,731,456  | 5.6  | 1,057,799    | 2.2 | 456,297   | .9  | 333,455     | .7  | 24,073,376   | 49.8  |
|                        | F   | 4,562,773                           | 9.4  | 3,351,364   | 6.9  | 4,256,817   | 8.8  | 2,561,396  | 5.3  | 900,825      | 1.9 | 363,676   | .8  | 288,021     | .6  | 24,305,987   | 50.2  |

Table 7b: Distribution of members of households by age, sex and total payment group - COUNTRY - RURAL

| Age Group  | Sex | PAYMENT GROUP (BIRR) |                    |                      |                      |                      |                      |                      |     |           |     |           |      |           |      |
|------------|-----|----------------------|--------------------|----------------------|----------------------|----------------------|----------------------|----------------------|-----|-----------|-----|-----------|------|-----------|------|
|            |     | Below 600<br>No. %   | 600 - 999<br>No. % | 1000 - 1399<br>No. % | 1400 - 1999<br>No. % | 2000 - 2599<br>No. % | 2600 - 3399<br>No. % | 3400 - 4199<br>No. % |     |           |     |           |      |           |      |
| 0 - 9      | M+F | 2,591                | -                  | 12,976               | -                    | 61,001               | .1                   | 326,336              | .7  | 788,056   | 1.6 | 1,697,861 | 3.5  | 2,215,827 | 4.6  |
|            | M   | 303                  | -                  | 10,494               | -                    | 26,809               | .1                   | 173,122              | .4  | 364,503   | .8  | 828,659   | 1.7  | 1,142,298 | 2.4  |
|            | F   | 2,288                | -                  | 2,482                | -                    | 34,192               | .1                   | 153,214              | .3  | 423,553   | .9  | 869,202   | 1.8  | 1,073,529 | 2.2  |
| 10 - 14    | M+F | -                    | -                  | 3,905                | -                    | 10,560               | -                    | 88,303               | .2  | 203,974   | .4  | 547,345   | 1.1  | 718,039   | 1.5  |
|            | M   | -                    | -                  | 1,018                | -                    | 8,766                | -                    | 44,284               | .1  | 100,728   | .2  | 279,724   | .6   | 352,249   | .7   |
|            | F   | -                    | -                  | 2,887                | -                    | 1,794                | -                    | 44,019               | .1  | 103,246   | .2  | 267,621   | .6   | 365,790   | .8   |
| 15 - 19    | M+F | 1,986                | -                  | 4,566                | -                    | 24,198               | .1                   | 80,713               | .2  | 195,312   | .4  | 470,698   | 1.0  | 623,846   | 1.3  |
|            | M   | -                    | -                  | 2,244                | -                    | 11,808               | -                    | 32,069               | .1  | 91,069    | .2  | 204,318   | .4   | 301,202   | .6   |
|            | F   | 1,986                | -                  | 2,322                | -                    | 12,390               | -                    | 48,644               | .1  | 104,243   | .2  | 266,380   | .6   | 322,644   | .7   |
| 20 - 24    | M+F | -                    | -                  | 4,708                | -                    | 23,284               | -                    | 78,022               | .2  | 202,343   | .4  | 441,230   | .9   | 430,709   | .9   |
|            | M   | -                    | -                  | 2,718                | -                    | 9,301                | -                    | 28,049               | .1  | 80,045    | .2  | 164,435   | .3   | 178,158   | .4   |
|            | F   | -                    | -                  | 1,990                | -                    | 13,983               | -                    | 49,973               | .1  | 122,298   | .3  | 276,795   | .6   | 252,551   | .5   |
| 25 - 29    | M+F | -                    | -                  | 6,408                | -                    | 30,894               | .1                   | 111,131              | .2  | 219,603   | .5  | 454,355   | .9   | 474,933   | 1.0  |
|            | M   | -                    | -                  | 276                  | -                    | 14,141               | -                    | 51,061               | .1  | 78,691    | .2  | 225,469   | .5   | 225,557   | .5   |
|            | F   | -                    | -                  | 6,132                | -                    | 16,753               | -                    | 60,070               | .1  | 140,912   | .3  | 228,886   | .5   | 249,376   | .5   |
| 30 - 34    | M+F | -                    | -                  | 2,340                | -                    | 21,534               | -                    | 69,669               | .1  | 139,828   | .3  | 277,362   | .6   | 325,408   | .7   |
|            | M   | -                    | -                  | 303                  | -                    | 9,639                | -                    | 29,296               | .1  | 74,992    | .2  | 113,413   | .2   | 151,382   | .3   |
|            | F   | -                    | -                  | 2,037                | -                    | 11,895               | -                    | 40,373               | .1  | 64,836    | .1  | 163,949   | .3   | 174,026   | .4   |
| 35 - 39    | M+F | 277                  | -                  | 2,901                | -                    | 20,397               | -                    | 53,769               | .1  | 107,435   | .2  | 266,547   | .6   | 323,943   | .7   |
|            | M   | -                    | -                  | -                    | -                    | 6,406                | -                    | 36,395               | .1  | 48,585    | .1  | 141,463   | .3   | 132,183   | .3   |
|            | F   | 277                  | -                  | 2,901                | -                    | 13,991               | -                    | 17,374               | -   | 58,850    | .1  | 125,084   | .3   | 191,760   | .4   |
| 40 - 44    | M+F | 28                   | -                  | 1,886                | -                    | 13,558               | -                    | 40,714               | .1  | 78,169    | .2  | 186,698   | .4   | 232,713   | .5   |
|            | M   | 28                   | -                  | -                    | -                    | 4,897                | -                    | 15,483               | -   | 37,094    | .1  | 73,018    | .2   | 97,843    | .2   |
|            | F   | -                    | -                  | 1,886                | -                    | 8,661                | -                    | 25,231               | .1  | 41,075    | .1  | 113,680   | .2   | 134,870   | .3   |
| 45 - 49    | M+F | 336                  | -                  | 9,699                | -                    | 9,125                | -                    | 35,244               | .1  | 68,851    | .1  | 152,434   | .3   | 192,838   | .4   |
|            | M   | -                    | -                  | 2,049                | -                    | 1,932                | -                    | 13,707               | -   | 29,936    | .1  | 64,339    | .1   | 114,682   | .2   |
|            | F   | 336                  | -                  | 7,650                | -                    | 7,193                | -                    | 21,537               | -   | 38,915    | .1  | 88,095    | .2   | 78,156    | .2   |
| 50 - 54    | M+F | 1,676                | -                  | 6,427                | -                    | 14,347               | -                    | 46,827               | .1  | 58,534    | .1  | 117,276   | .2   | 140,556   | .3   |
|            | M   | -                    | -                  | 107                  | -                    | 3,780                | -                    | 6,550                | -   | 9,935     | -   | 48,726    | .1   | 66,909    | .1   |
|            | F   | 1,676                | -                  | 6,320                | -                    | 10,567               | -                    | 40,277               | .1  | 48,599    | .1  | 68,550    | .1   | 73,647    | .2   |
| 55 - 59    | M+F | 303                  | -                  | 4,987                | -                    | 16,726               | -                    | 39,052               | .1  | 47,129    | .1  | 84,767    | .2   | 144,400   | .3   |
|            | M   | -                    | -                  | 8                    | -                    | 107                  | -                    | 7,434                | -   | 10,719    | -   | 33,066    | .1   | 68,544    | .1   |
|            | F   | 303                  | -                  | 4,979                | -                    | 16,619               | -                    | 31,618               | .1  | 36,410    | .1  | 51,701    | .1   | 75,856    | .2   |
| 60 - 64    | M+F | 1,116                | -                  | 8,145                | -                    | 28,561               | .1                   | 38,886               | .1  | 66,312    | .1  | 136,372   | .3   | 100,242   | .2   |
|            | M   | 303                  | -                  | 3,011                | -                    | 3,942                | -                    | 10,234               | -   | 16,952    | -   | 61,333    | .1   | 51,013    | .1   |
|            | F   | 813                  | -                  | 5,134                | -                    | 24,619               | .1                   | 28,652               | .1  | 49,360    | .1  | 75,039    | .2   | 49,229    | .1   |
| 65 & above | M+F | 4,878                | -                  | 23,989               | -                    | 47,699               | .1                   | 96,146               | .2  | 126,978   | .3  | 231,229   | .5   | 175,094   | .4   |
|            | M   | -                    | -                  | 8,817                | -                    | 16,207               | -                    | 27,810               | .1  | 56,898    | .1  | 134,654   | .3   | 97,262    | .2   |
|            | F   | 4,878                | -                  | 15,172               | -                    | 31,492               | .1                   | 68,336               | .1  | 70,080    | .1  | 96,575    | .2   | 77,832    | .2   |
| Total      | M+F | 13,191               | -                  | 92,937               | .2                   | 321,884              | .7                   | 1,104,812            | 2.3 | 2,302,524 | 4.8 | 5,064,174 | 10.5 | 6,098,548 | 12.6 |
|            | M   | 634                  | -                  | 31,045               | .1                   | 117,735              | .2                   | 475,494              | 1.0 | 1,000,147 | 2.1 | 2,372,617 | 4.9  | 2,979,282 | 6.2  |
|            | F   | 12,557               | -                  | 61,892               | .1                   | 204,149              | .4                   | 629,318              | 1.3 | 1,302,377 | 2.7 | 2,691,557 | 5.6  | 3,119,266 | 6.4  |

Table 7b: (Contd.) Distribution of members of households by age, sex and total payment group - COUNTRY - RURAL

| Age Group   | Sex | P A Y M E N T   G R O U P (BIRR) |      |                        |      |                        |      |                         |      |                          |     |                          |     |                           |     | T o t a l<br>No.   % |       |
|-------------|-----|----------------------------------|------|------------------------|------|------------------------|------|-------------------------|------|--------------------------|-----|--------------------------|-----|---------------------------|-----|----------------------|-------|
|             |     | 4200 - 5399<br>No.   %           |      | 5400 - 6599<br>No.   % |      | 6600 - 8999<br>No.   % |      | 9000 - 12599<br>No.   % |      | 12600 - 16199<br>No.   % |     | 16200 - 19999<br>No.   % |     | 20000 and over<br>No.   % |     |                      |       |
| 0 - 9       | M+F | 3,295,006                        | .68  | 2,447,929              | 5.1  | 3,121,011              | 6.5  | 1,800,403               | 3.7  | 644,776                  | 1.3 | 257,551                  | .5  | 199,149                   | .4  | 16,870,473           | 34.9  |
|             | M   | 1,662,771                        | .34  | 1,277,551              | 2.6  | 1,620,190              | 3.3  | 945,408                 | 2.0  | 341,635                  | .7  | 136,272                  | .3  | 107,102                   | .2  | 8,637,117            | 17.9  |
|             | F   | 1,632,235                        | .34  | 1,170,378              | 2.4  | 1,500,821              | 3.1  | 854,995                 | 1.8  | 303,141                  | .6  | 121,279                  | .3  | 92,047                    | .2  | 8,233,356            | 17.0  |
| 10 - 14     | M+F | 1,173,092                        | .24  | 981,713                | 2.0  | 1,312,756              | 2.7  | 888,889                 | 1.8  | 339,593                  | .7  | 131,579                  | .3  | 101,196                   | .2  | 6,500,944            | 13.4  |
|             | M   | 631,681                          | .13  | 518,622                | 1.1  | 660,268                | 1.4  | 401,528                 | .8   | 179,427                  | .4  | 87,361                   | .2  | 53,808                    | .1  | 3,319,464            | 6.9   |
|             | F   | 541,411                          | .11  | 463,091                | 1.0  | 652,488                | 1.3  | 487,361                 | 1.0  | 160,166                  | .3  | 44,218                   | .1  | 47,388                    | .1  | 3,181,480            | 6.6   |
| 15 - 19     | M+F | 843,269                          | .17  | 717,915                | 1.5  | 1,066,715              | 2.2  | 670,321                 | 1.4  | 282,486                  | .6  | 127,650                  | .3  | 87,582                    | .2  | 5,197,257            | 10.7  |
|             | M   | 414,697                          | .09  | 378,372                | .8   | 579,962                | 1.2  | 382,606                 | .8   | 180,844                  | .4  | 69,327                   | .1  | 45,997                    | .1  | 2,694,515            | 5.6   |
|             | F   | 428,572                          | .09  | 339,543                | .7   | 486,753                | 1.0  | 287,715                 | .6   | 101,642                  | .2  | 58,323                   | .1  | 41,585                    | .1  | 2,502,742            | 5.2   |
| 20 - 24     | M+F | 645,640                          | .13  | 497,170                | 1.0  | 536,707                | 1.1  | 342,728                 | .7   | 119,725                  | .2  | 70,371                   | .1  | 34,920                    | .1  | 3,427,557            | 7.1   |
|             | M   | 259,650                          | .05  | 269,513                | .6   | 269,572                | .6   | 195,724                 | .4   | 60,529                   | .1  | 39,410                   | .1  | 21,960                    | -   | 1,579,064            | 3.3   |
|             | F   | 385,990                          | .08  | 227,657                | .5   | 267,135                | .6   | 147,004                 | .3   | 59,196                   | .1  | 30,961                   | .1  | 12,960                    | -   | 1,848,493            | 3.8   |
| 25 - 29     | M+F | 700,542                          | .14  | 425,102                | .9   | 504,542                | 1.0  | 282,006                 | .6   | 88,769                   | .2  | 25,178                   | .1  | 34,602                    | .1  | 3,358,065            | 6.9   |
|             | M   | 304,850                          | .06  | 159,558                | .3   | 231,272                | .5   | 122,624                 | .3   | 40,279                   | .1  | 13,372                   | -   | 21,011                    | -   | 1,488,161            | 3.1   |
|             | F   | 395,692                          | .08  | 265,544                | .5   | 273,270                | .6   | 159,382                 | .3   | 48,490                   | .1  | 11,806                   | -   | 13,591                    | -   | 1,869,904            | 3.9   |
| 30 - 34     | M+F | 479,938                          | .10  | 368,319                | .8   | 381,407                | .8   | 201,388                 | .4   | 59,493                   | .1  | 26,606                   | .1  | 23,560                    | -   | 2,376,852            | 4.9   |
|             | M   | 218,756                          | .05  | 179,697                | .4   | 179,873                | .4   | 82,201                  | .2   | 24,702                   | .1  | 13,786                   | -   | 6,905                     | -   | 1,084,945            | 2.2   |
|             | F   | 261,182                          | .05  | 188,622                | .4   | 201,534                | .4   | 119,187                 | .2   | 34,791                   | .1  | 12,820                   | -   | 16,655                    | -   | 1,291,907            | 2.7   |
| 35 - 39     | M+F | 475,742                          | .10  | 338,908                | .7   | 452,400                | .9   | 267,463                 | .6   | 112,365                  | .2  | 40,545                   | .1  | 22,892                    | -   | 2,485,584            | 5.1   |
|             | M   | 222,979                          | .05  | 156,683                | .3   | 159,620                | .3   | 99,578                  | .2   | 37,189                   | .1  | 10,759                   | -   | 4,965                     | -   | 1,056,805            | 2.2   |
|             | F   | 252,763                          | .05  | 182,225                | .4   | 292,780                | .6   | 167,885                 | .3   | 75,176                   | .2  | 29,786                   | .1  | 17,927                    | -   | 1,428,779            | 3.0   |
| 40 - 44     | M+F | 334,999                          | .07  | 297,214                | .6   | 374,607                | .8   | 216,010                 | .4   | 76,429                   | .2  | 23,611                   | -   | 38,400                    | .1  | 1,915,036            | 4.0   |
|             | M   | 176,703                          | .04  | 126,421                | .3   | 195,391                | .4   | 109,478                 | .2   | 39,579                   | .1  | 14,666                   | -   | 17,550                    | -   | 908,151              | 1.9   |
|             | F   | 158,296                          | .03  | 170,793                | .4   | 179,216                | .4   | 106,532                 | .2   | 36,850                   | .1  | 8,945                    | -   | 20,850                    | -   | 1,006,885            | 2.1   |
| 45 - 49     | M+F | 283,796                          | .06  | 230,342                | .5   | 307,914                | .6   | 229,163                 | .5   | 67,058                   | .1  | 22,654                   | -   | 29,193                    | .1  | 1,638,647            | 3.4   |
|             | M   | 159,117                          | .03  | 127,804                | .3   | 176,536                | .4   | 122,124                 | .3   | 41,322                   | .1  | 12,129                   | -   | 22,762                    | -   | 888,439              | 1.8   |
|             | F   | 124,679                          | .03  | 102,538                | .2   | 131,378                | .3   | 107,039                 | .2   | 25,736                   | .1  | 10,525                   | -   | 6,431                     | -   | 750,208              | 1.6   |
| 50 - 54     | M+F | 215,776                          | .04  | 165,600                | .3   | 216,393                | .4   | 131,460                 | .3   | 62,182                   | .1  | 30,687                   | .1  | 18,017                    | -   | 1,225,758            | 2.5   |
|             | M   | 88,502                           | .02  | 74,446                 | .2   | 127,845                | .3   | 79,789                  | .2   | 42,429                   | .1  | 14,141                   | -   | 11,847                    | -   | 575,006              | 1.2   |
|             | F   | 127,274                          | .03  | 91,154                 | .2   | 88,548                 | .2   | 51,671                  | .1   | 19,753                   | -   | 16,546                   | -   | 6,170                     | -   | 650,752              | 1.3   |
| 55 - 59     | M+F | 165,135                          | .03  | 169,875                | .4   | 146,213                | .3   | 76,523                  | .2   | 34,816                   | .1  | 26,057                   | .1  | 11,988                    | -   | 967,971              | 2.0   |
|             | M   | 81,196                           | .02  | 101,378                | .2   | 84,791                 | .2   | 61,831                  | .1   | 27,319                   | .1  | 15,564                   | -   | 6,162                     | -   | 498,119              | 1.0   |
|             | F   | 83,939                           | .02  | 68,497                 | .1   | 61,422                 | .1   | 14,692                  | -    | 7,497                    | -   | 10,493                   | -   | 5,826                     | -   | 469,852              | 1.0   |
| 60 - 64     | M+F | 170,351                          | .04  | 92,047                 | .2   | 137,586                | .3   | 67,433                  | .1   | 18,047                   | -   | 14,232                   | -   | 3,765                     | -   | 883,095              | 1.8   |
|             | M   | 96,979                           | .02  | 61,925                 | .1   | 84,827                 | .2   | 47,133                  | .1   | 10,338                   | -   | 12,887                   | -   | 2,948                     | -   | 463,825              | 1.0   |
|             | F   | 73,372                           | .02  | 30,122                 | .1   | 52,759                 | .1   | 20,300                  | -    | 7,709                    | -   | 1,345                    | -   | 817                       | -   | 419,270              | .9    |
| 65 and over | M+F | 261,766                          | .05  | 156,243                | .3   | 196,686                | .4   | 119,066                 | .2   | 52,884                   | .1  | 23,251                   | -   | 16,210                    | -   | 1,532,119            | 3.2   |
|             | M   | 164,398                          | .03  | 105,044                | .2   | 127,975                | .3   | 81,432                  | .2   | 32,207                   | .1  | 16,623                   | -   | 10,437                    | -   | 879,764              | 1.8   |
|             | F   | 97,368                           | .02  | 51,199                 | .1   | 68,711                 | .1   | 37,634                  | .1   | 20,677                   | -   | 6,628                    | -   | 5,773                     | -   | 652,355              | 1.3   |
| Total       | M+F | 9,045,052                        | 1.87 | 6,888,377              | 14.2 | 8,754,937              | 18.1 | 5,292,853               | 10.9 | 1,958,623                | 4.0 | 819,972                  | 1.7 | 621,474                   | 1.3 | 48,379,358           | 100.0 |
|             | M   | 4,482,279                        | .93  | 3,537,014              | 7.3  | 4,498,122              | 9.3  | 2,731,456               | 5.6  | 1,057,799                | 2.2 | 456,297                  | .9  | 333,454                   | .7  | 24,073,375           | 49.8  |
|             | F   | 4,562,773                        | .94  | 3,351,363              | 6.9  | 4,256,815              | 8.8  | 2,561,397               | 5.3  | 900,824                  | 1.9 | 363,675                  | .8  | 288,020                   | .6  | 24,305,983           | 50.2  |

**Table 8b: Distribution of Households by Household Size, Sex of Head of Household and Income Group  
COUNTRY - RURAL**

| Household size and Sex | I N C O M E    G R O U P (BIRR) |     |           |     |             |     |             |      |             |      |             |      |             |      |
|------------------------|---------------------------------|-----|-----------|-----|-------------|-----|-------------|------|-------------|------|-------------|------|-------------|------|
|                        | Below 600                       |     | 600 - 999 |     | 1000 - 1399 |     | 1400 - 1999 |      | 2000 - 2599 |      | 2600 - 3399 |      | 3400 - 4199 |      |
|                        | No.                             | %   | No.       | %   | No.         | %   | No.         | %    | No.         | %    | No.         | %    | No.         | %    |
| 1 M+F                  | 96,689                          | 1.0 | 83,789    | .9  | 66,584      | .7  | 40,674      | .4   | 34,587      | .4   | 5,667       | .1   | 3,445       | -    |
| M                      | 13,203                          | .1  | 23,516    | .2  | 22,565      | .2  | 11,181      | .1   | 18,663      | .2   | 4,733       | -    | 2,511       | -    |
| F                      | 83,486                          | .9  | 60,273    | .6  | 44,019      | .4  | 29,493      | .3   | 15,924      | .2   | 934         | -    | 934         | -    |
| 2 M+F                  | 47,707                          | .5  | 129,710   | 1.3 | 118,790     | 1.2 | 206,604     | 2.1  | 128,134     | 1.3  | 144,287     | 1.5  | 76,679      | .8   |
| M                      | 16,722                          | .2  | 39,259    | .4  | 55,106      | .6  | 106,985     | 1.1  | 82,774      | .8   | 96,279      | 1.0  | 54,747      | .6   |
| F                      | 30,985                          | .3  | 90,451    | .9  | 63,684      | .6  | 99,619      | 1.0  | 45,360      | .5   | 48,008      | .5   | 21,932      | .2   |
| 3 M+F                  | 37,733                          | .4  | 96,955    | 1.0 | 144,542     | 1.5 | 222,741     | 2.3  | 269,306     | 2.7  | 293,192     | 3.0  | 221,571     | 2.3  |
| M                      | 10,241                          | .1  | 46,575    | .5  | 72,134      | .7  | 143,927     | 1.5  | 160,891     | 1.6  | 179,420     | 1.8  | 168,971     | 1.7  |
| F                      | 27,492                          | .3  | 50,380    | .5  | 72,408      | .7  | 78,814      | .8   | 108,415     | 1.1  | 113,772     | 1.2  | 52,600      | .5   |
| 4 M+F                  | 27,865                          | .3  | 83,377    | .9  | 88,099      | .9  | 216,781     | 2.2  | 253,894     | 2.6  | 327,979     | 3.3  | 260,048     | 2.7  |
| M                      | 5,624                           | .1  | 51,138    | .5  | 46,354      | .5  | 165,948     | 1.7  | 201,397     | 2.1  | 264,614     | 2.7  | 201,128     | 2.1  |
| F                      | 22,241                          | .2  | 32,239    | .3  | 41,745      | .4  | 50,833      | .5   | 52,497      | .5   | 63,365      | .6   | 58,920      | .6   |
| 5 M+F                  | 9,753                           | .1  | 31,608    | .3  | 57,214      | .6  | 152,219     | 1.6  | 187,685     | 1.9  | 300,329     | 3.1  | 250,305     | 2.6  |
| M                      | 6,753                           | .1  | 18,508    | .2  | 53,524      | .5  | 121,357     | 1.2  | 138,351     | 1.4  | 238,746     | 2.4  | 206,718     | 2.1  |
| F                      | 3,000                           | -   | 13,100    | .1  | 3,690       | -   | 30,862      | .3   | 49,334      | .5   | 61,583      | .6   | 43,587      | .4   |
| 6 M+F                  | 10,389                          | .1  | 22,526    | .2  | 28,820      | .3  | 77,289      | .8   | 137,670     | 1.4  | 249,357     | 2.5  | 238,633     | 2.4  |
| M                      | 8,378                           | .1  | 17,572    | .2  | 24,775      | .3  | 57,886      | .6   | 113,277     | 1.2  | 203,343     | 2.1  | 212,058     | 2.2  |
| F                      | 2,011                           | -   | 4,954     | .1  | 4,045       | -   | 19,403      | .2   | 24,393      | .2   | 46,014      | .5   | 26,575      | .3   |
| 7 M+F                  | 3,731                           | -   | 12,060    | .1  | 17,544      | .2  | 42,388      | .4   | 76,449      | .8   | 148,245     | 1.5  | 159,377     | 1.6  |
| M                      | 351                             | -   | 9,302     | .1  | 15,147      | .2  | 42,360      | .4   | 68,706      | .7   | 138,089     | 1.4  | 124,529     | 1.3  |
| F                      | 3,380                           | -   | 2,758     | -   | 2,397       | -   | 28          | -    | 7,743       | .1   | 10,156      | .1   | 34,848      | .4   |
| 8 M+F                  | 605                             | -   | 1,212     | -   | 3,918       | -   | 27,517      | .3   | 24,907      | .3   | 63,406      | .6   | 70,736      | .7   |
| M                      | -                               | -   | 1,212     | -   | 3,897       | -   | 24,739      | .3   | 24,907      | .3   | 59,221      | .6   | 64,378      | .7   |
| F                      | 605                             | -   | -         | -   | 21          | -   | 2,778       | -    | -           | -    | 4,185       | -    | 6,358       | .1   |
| 9 M+F                  | -                               | -   | 117       | -   | 2,292       | -   | 5,685       | .1   | 10,479      | .1   | 16,294      | .2   | 49,669      | .5   |
| M                      | -                               | -   | 117       | -   | 2,292       | -   | 5,685       | .1   | 9,800       | .1   | 15,691      | .2   | 43,824      | .4   |
| F                      | -                               | -   | -         | -   | -           | -   | -           | -    | 679         | -    | 603         | -    | 5,845       | .1   |
| 10 & above M+F         | -                               | -   | 1,098     | -   | 4,502       | -   | 2,640       | -    | 6,094       | .1   | 10,447      | .1   | 21,138      | .2   |
| M                      | -                               | -   | 1,098     | -   | 4,502       | -   | 589         | -    | 5,907       | .1   | 10,447      | .1   | 20,303      | .2   |
| F                      | -                               | -   | -         | -   | -           | -   | 2,051       | -    | 187         | -    | -           | -    | 835         | -    |
| Total M+F              | 234,472                         | 2.4 | 462,452   | 4.7 | 532,305     | 5.4 | 994,538     | 10.1 | 1,129,205   | 11.5 | 1,559,203   | 15.9 | 1,351,601   | 13.8 |
| M                      | 61,272                          | .6  | 208,297   | 2.1 | 300,296     | 3.1 | 680,657     | 6.9  | 824,673     | 8.4  | 1,210,583   | 12.4 | 1,099,167   | 11.2 |
| F                      | 173,200                         | 1.8 | 254,155   | 2.6 | 232,009     | 2.4 | 313,881     | 3.2  | 304,532     | 3.1  | 348,620     | 3.6  | 252,434     | 2.6  |

Table 8b: Distribution of Households by Household Size, Sex of Head of Household and Income Group - COUNTRY - RURAL

| Household size and Sex |     | I N C O M E   G R O U P (BIRR) |      |                           |     |                           |     |                          |     |                            |    |                           |    | T o t a l<br><br>No.      % |    |                            |       |
|------------------------|-----|--------------------------------|------|---------------------------|-----|---------------------------|-----|--------------------------|-----|----------------------------|----|---------------------------|----|-----------------------------|----|----------------------------|-------|
|                        |     | 4200 - 5399<br>No.      %      |      | 5400 - 6599<br>No.      % |     | 6600 - 8999<br>No.      % |     | 9000-12599<br>No.      % |     | 12600 -16199<br>No.      % |    | 16200-19999<br>No.      % |    |                             |    | 20000 & over<br>No.      % |       |
| 1                      | M+F | 811                            | -    | 1,322                     | -   | 1,026                     | -   | 8,631                    | .1  | -                          | -  | -                         | -  | -                           | -  | 343,225                    | 3.5   |
|                        | M   | 484                            | -    | 1,322                     | -   | 458                       | -   | 8,631                    | .1  | -                          | -  | -                         | -  | -                           | -  | 107,267                    | 1.1   |
|                        | F   | 327                            | -    | -                         | -   | 568                       | -   | -                        | -   | -                          | -  | -                         | -  | -                           | -  | 235,958                    | 2.4   |
| 2                      | M+F | 48,160                         | .5   | 24,762                    | .3  | 5,900                     | .1  | 4,341                    | -   | -                          | -  | -                         | -  | -                           | -  | 935,074                    | 9.5   |
|                        | M   | 37,459                         | .4   | 11,662                    | .1  | 4,892                     | -   | 2,878                    | -   | -                          | -  | -                         | -  | -                           | -  | 508,763                    | 5.2   |
|                        | F   | 10,701                         | .1   | 13,100                    | .1  | 1,008                     | -   | 1,463                    | -   | -                          | -  | -                         | -  | -                           | -  | 426,311                    | 4.3   |
| 3                      | M+F | 112,376                        | 1.1  | 59,193                    | .6  | 38,897                    | .4  | 9,298                    | .1  | 4,654                      | -  | -                         | -  | 344                         | -  | 1,510,802                  | 15.4  |
|                        | M   | 87,364                         | .9   | 48,293                    | .5  | 33,565                    | .3  | 8,312                    | .1  | 1,788                      | -  | -                         | -  | 344                         | -  | 961,825                    | 9.8   |
|                        | F   | 25,012                         | .3   | 10,900                    | .1  | 5,332                     | .1  | 986                      | -   | 2,866                      | -  | -                         | -  | -                           | -  | 548,977                    | 5.6   |
| 4                      | M+F | 238,384                        | 2.4  | 85,490                    | .9  | 91,161                    | .9  | 22,915                   | .2  | 344                        | -  | 5,655                     | .1 | 88                          | -  | 1,702,080                  | 17.4  |
|                        | M   | 206,376                        | 2.1  | 68,246                    | .7  | 69,631                    | .7  | 20,684                   | .2  | 344                        | -  | 5,655                     | .1 | -                           | -  | 1,307,139                  | 13.3  |
|                        | F   | 32,008                         | .3   | 17,244                    | .2  | 21,530                    | .2  | 2,231                    | -   | -                          | -  | -                         | -  | 88                          | -  | 394,941                    | 4.0   |
| 5                      | M+F | 257,704                        | 2.6  | 161,342                   | 1.6 | 136,583                   | 1.4 | 50,694                   | .5  | 11,915                     | .1 | 3,185                     | -  | 3,271                       | -  | 1,613,807                  | 16.5  |
|                        | M   | 217,973                        | 2.2  | 132,707                   | 1.4 | 119,686                   | 1.2 | 46,070                   | .5  | 7,260                      | .1 | 3,164                     | -  | 1,907                       | -  | 1,312,724                  | 13.4  |
|                        | F   | 39,731                         | .4   | 28,635                    | .3  | 16,897                    | .2  | 4,624                    | -   | 4,655                      | -  | 21                        | -  | 1,364                       | -  | 301,083                    | 3.1   |
| 6                      | M+F | 292,371                        | 3.0  | 147,727                   | 1.5 | 150,588                   | 1.5 | 67,904                   | .7  | 10,008                     | .1 | 8,728                     | .1 | 6,080                       | .1 | 1,448,090                  | 14.8  |
|                        | M   | 250,957                        | 2.6  | 129,977                   | 1.3 | 133,309                   | 1.4 | 65,362                   | .7  | 7,809                      | .1 | 8,703                     | .1 | 3,796                       | -  | 1,237,202                  | 12.6  |
|                        | F   | 41,414                         | .4   | 17,750                    | .2  | 17,279                    | .2  | 2,542                    | -   | 2,199                      | -  | 25                        | -  | 2,284                       | -  | 210,888                    | 2.2   |
| 7                      | M+F | 203,486                        | 2.1  | 132,764                   | 1.4 | 157,511                   | 1.6 | 44,193                   | .5  | 15,910                     | .2 | 3,143                     | -  | 3,711                       | -  | 1,020,512                  | 10.4  |
|                        | M   | 196,006                        | 2.0  | 122,763                   | 1.3 | 144,892                   | 1.5 | 40,898                   | .4  | 15,889                     | .2 | 3,143                     | -  | 3,711                       | -  | 925,786                    | 9.4   |
|                        | F   | 7,480                          | .1   | 10,001                    | .1  | 12,619                    | .1  | 3,295                    | -   | 21                         | -  | -                         | -  | -                           | -  | 94,726                     | 1.0   |
| 8                      | M+F | 104,956                        | 1.1  | 107,920                   | 1.1 | 103,263                   | 1.1 | 62,985                   | .6  | 14,437                     | .1 | 5,797                     | .1 | 1,638                       | -  | 593,297                    | 6.1   |
|                        | M   | 95,623                         | 1.0  | 97,782                    | 1.0 | 102,941                   | 1.1 | 62,938                   | .6  | 14,367                     | .1 | 5,797                     | .1 | 1,638                       | -  | 559,440                    | 5.7   |
|                        | F   | 9,333                          | .1   | 10,138                    | .1  | 322                       | -   | 47                       | -   | 70                         | -  | -                         | -  | -                           | -  | 33,857                     | .3    |
| 9                      | M+F | 80,122                         | .8   | 48,180                    | .5  | 69,904                    | .7  | 47,314                   | .5  | 8,599                      | .1 | 2,752                     | -  | 49                          | -  | 341,456                    | 3.5   |
|                        | M   | 72,887                         | .7   | 45,845                    | .5  | 69,867                    | .7  | 45,487                   | .5  | 8,599                      | .1 | 1,048                     | -  | 49                          | -  | 321,191                    | 3.3   |
|                        | F   | 7,235                          | .1   | 2,335                     | -   | 37                        | -   | 1,827                    | -   | -                          | -  | 1,704                     | -  | -                           | -  | 20,265                     | .2    |
| 10 & above             | M+F | 30,546                         | .3   | 43,519                    | .4  | 91,364                    | .9  | 51,693                   | .5  | 19,460                     | .2 | 8,853                     | .1 | 1,830                       | -  | 293,184                    | 3.0   |
|                        | M   | 29,066                         | .3   | 42,807                    | .4  | 89,473                    | .9  | 51,693                   | .5  | 17,345                     | .2 | 8,853                     | .1 | 1,830                       | -  | 283,913                    | 2.9   |
|                        | F   | 1,480                          | -    | 712                       | -   | 1,891                     | -   | -                        | -   | 2,115                      | -  | -                         | -  | -                           | -  | 9,271                      | .1    |
| Total                  | M+F | 1,368,916                      | 14.0 | 812,219                   | 8.3 | 846,197                   | 8.6 | 369,968                  | 3.8 | 85,327                     | .9 | 38,113                    | .4 | 17,011                      | .2 | 9,801,527                  | 100.0 |
|                        | M   | 1,194,195                      | 12.2 | 701,404                   | 7.2 | 768,714                   | 7.8 | 352,953                  | 3.6 | 73,401                     | .7 | 36,363                    | .4 | 13,275                      | .1 | 7,525,250                  | 76.8  |
|                        | F   | 174,721                        | 1.8  | 110,815                   | 1.1 | 77,483                    | .8  | 17,015                   | .2  | 11,926                     | .1 | 1,750                     | -  | 3,736                       | -  | 2,276,277                  | 23.2  |

Table 9b: Distribution of members of households by household size, sex and income group - COUNTRY - RURAL

| Household size | Sex | I N C O M E G R O U P (BIRR) |     |           |     |             |     |             |     |             |     |             |      |             |      |  |  |
|----------------|-----|------------------------------|-----|-----------|-----|-------------|-----|-------------|-----|-------------|-----|-------------|------|-------------|------|--|--|
|                |     | Below 600                    |     | 600 - 999 |     | 1000 - 1399 |     | 1400 - 1999 |     | 2000 - 2599 |     | 2600 - 3399 |      | 3400 - 4199 |      |  |  |
|                |     | No.                          | %   | No.       | %   | No.         | %   | No.         | %   | No.         | %   | No.         | %    | No.         | %    |  |  |
| 1              | M+F | 96,689                       | .2  | 83,789    | .2  | 66,584      | .1  | 40,674      | .1  | 34,587      | .1  | 5,667       | -    | 3,445       | -    |  |  |
|                | M   | 13,203                       | -   | 23,516    | -   | 22,565      | -   | 11,181      | -   | 18,663      | -   | 4,733       | -    | 2,511       | -    |  |  |
|                | F   | 83,486                       | .2  | 60,273    | .1  | 44,019      | .1  | 29,493      | .1  | 15,924      | -   | 934         | -    | 934         | -    |  |  |
| 2              | M+F | 95,414                       | .2  | 259,421   | .5  | 237,580     | .5  | 413,209     | .9  | 256,268     | .5  | 288,573     | .6   | 153,357     | .3   |  |  |
|                | M   | 27,045                       | .1  | 84,428    | .2  | 85,991      | .2  | 162,150     | .3  | 121,098     | .3  | 133,183     | .3   | 69,080      | .1   |  |  |
|                | F   | 68,369                       | .1  | 174,993   | .4  | 151,589     | .3  | 251,059     | .5  | 135,170     | .3  | 155,390     | .3   | 84,277      | .2   |  |  |
| 3              | M+F | 113,198                      | .2  | 290,865   | .6  | 433,627     | .9  | 668,223     | 1.4 | 807,917     | 1.7 | 879,578     | 1.8  | 664,713     | 1.4  |  |  |
|                | M   | 28,591                       | .1  | 119,387   | .2  | 207,890     | .4  | 315,431     | .7  | 342,379     | .7  | 413,121     | .9   | 304,726     | .6   |  |  |
|                | F   | 84,607                       | .2  | 171,478   | .4  | 225,737     | .5  | 352,792     | .7  | 465,538     | 1.0 | 466,457     | 1.0  | 359,987     | .7   |  |  |
| 4              | M+F | 111,457                      | .2  | 333,509   | .7  | 352,398     | .7  | 867,124     | 1.8 | 1,015,575   | 2.1 | 1,311,915   | 2.7  | 1,040,192   | 2.2  |  |  |
|                | M   | 35,285                       | .1  | 160,065   | .3  | 130,398     | .3  | 418,002     | .9  | 527,556     | 1.1 | 640,988     | 1.3  | 518,671     | 1.1  |  |  |
|                | F   | 76,172                       | .2  | 173,444   | .4  | 222,000     | .5  | 449,122     | .9  | 488,019     | 1.0 | 670,927     | 1.4  | 521,521     | 1.1  |  |  |
| 5              | M+F | 48,767                       | .1  | 158,043   | .3  | 286,071     | .6  | 761,096     | 1.6 | 938,425     | 1.9 | 1,501,646   | 3.1  | 1,251,526   | 2.6  |  |  |
|                | M   | 28,664                       | .1  | 77,998    | .2  | 142,169     | .3  | 356,922     | .7  | 480,517     | 1.0 | 711,001     | 1.5  | 588,955     | 1.2  |  |  |
|                | F   | 20,103                       | -   | 80,045    | .2  | 143,902     | .3  | 404,174     | .8  | 457,908     | .9  | 790,645     | 1.6  | 662,571     | 1.4  |  |  |
| 6              | M+F | 62,333                       | .1  | 135,154   | .3  | 172,924     | .4  | 463,731     | 1.0 | 826,020     | 1.7 | 1,496,146   | 3.1  | 1,431,798   | 3.0  |  |  |
|                | M   | 23,865                       | -   | 68,359    | .1  | 85,815      | .2  | 224,568     | .5  | 396,500     | .8  | 767,323     | 1.6  | 724,124     | 1.5  |  |  |
|                | F   | 38,468                       | .1  | 66,795    | .1  | 87,109      | .2  | 239,163     | .5  | 429,520     | .9  | 728,823     | 1.5  | 707,674     | 1.5  |  |  |
| 7              | M+F | 26,120                       | .1  | 84,415    | .2  | 122,809     | .3  | 296,721     | .6  | 535,143     | 1.1 | 1,037,714   | 2.1  | 1,115,638   | 2.3  |  |  |
|                | M   | 11,735                       | -   | 39,258    | .1  | 53,147      | .1  | 150,510     | .3  | 247,077     | .5  | 541,781     | 1.1  | 568,122     | 1.2  |  |  |
|                | F   | 14,385                       | -   | 45,157    | .1  | 69,662      | .1  | 146,211     | .3  | 288,066     | .6  | 495,933     | 1.0  | 547,516     | 1.1  |  |  |
| 8              | M+F | 4,838                        | -   | 9,693     | -   | 31,344      | .1  | 220,133     | .5  | 199,254     | .4  | 507,251     | 1.0  | 565,893     | 1.2  |  |  |
|                | M   | 3,024                        | -   | 4,745     | -   | 14,022      | -   | 111,000     | .2  | 104,973     | .2  | 258,864     | .5   | 297,547     | .6   |  |  |
|                | F   | 1,814                        | -   | 4,948     | -   | 17,322      | -   | 109,133     | .2  | 94,281      | .2  | 248,387     | .5   | 268,346     | .6   |  |  |
| 9              | M+F | -                            | -   | 1,056     | -   | 20,626      | -   | 51,164      | .1  | 94,306      | .2  | 146,645     | .3   | 447,020     | .9   |  |  |
|                | M   | -                            | -   | 704       | -   | 9,031       | -   | 26,808      | .1  | 45,012      | .1  | 73,517      | .2   | 239,447     | .5   |  |  |
|                | F   | -                            | -   | 352       | -   | 11,595      | -   | 24,356      | .1  | 49,294      | .1  | 73,128      | .2   | 207,573     | .4   |  |  |
| 10 & above     | M+F | -                            | -   | 10,977    | -   | 45,297      | .1  | 26,941      | .1  | 65,085      | .1  | 116,425     | .2   | 217,968     | .5   |  |  |
|                | M   | -                            | -   | 6,586     | -   | 27,014      | .1  | 18,972      | -   | 31,941      | .1  | 61,313      | .1   | 112,955     | .2   |  |  |
|                | F   | -                            | -   | 4,391     | -   | 18,283      | -   | 7,969       | -   | 33,144      | .1  | 55,112      | .1   | 105,013     | .2   |  |  |
| Total          | M+F | 558,816                      | 1.2 | 1,366,922 | 2.8 | 1,769,260   | 3.7 | 3,809,016   | 7.9 | 4,772,580   | 9.9 | 7,291,560   | 15.1 | 6,891,550   | 14.2 |  |  |
|                | M   | 171,412                      | .4  | 585,046   | 1.2 | 778,042     | 1.6 | 1,795,544   | 3.7 | 2,315,716   | 4.8 | 3,605,824   | 7.5  | 3,426,138   | 7.1  |  |  |
|                | F   | 387,404                      | .8  | 781,876   | 1.6 | 991,218     | 2.0 | 2,013,472   | 4.2 | 2,456,864   | 5.1 | 3,685,736   | 7.6  | 3,465,412   | 7.2  |  |  |

Table 9b: (Contd.) Distribution of members of households by household size, sex and income group - COUNTRY - RURAL

| Household size | Sex | I N C O M E                      G R O U P (BIRR) |      |             |      |             |      |            |     |              |     | T o t a l   |    |              |    |            |       |
|----------------|-----|---|------|-------------|------|-------------|------|------------|-----|--------------|-----|-------------|----|--------------|----|------------|-------|
|                |     | 4200 - 5399                                       |      | 5400 - 6599 |      | 6600 - 8999 |      | 9000-12599 |     | 12600 -16199 |     | 16200-19999 |    | 20000 & over |    | No.        | %     |
|                |     | No.   | %    | No.         | %    | No.         | %    | No.        | %   | No.          | %   | No.         | %  | No.          | %  | No.        | %     |
| 1              | M+F | 811   | -    | 1,322       | -    | 1,026       | -    | 8,631      | -   | -            | -   | -           | -  | -            | -  | 343,225    | .7    |
|                | M   | 484   | -    | 1,322       | -    | 458         | -    | 8,631      | -   | -            | -   | -           | -  | -            | -  | 107,267    | .2    |
|                | F   | 327   | -    | -           | -    | 568         | -    | -          | -   | -            | -   | -           | -  | -            | -  | 235,958    | .5    |
| 2              | M+F | 96,319  | .2   | 49,524      | .1   | 11,802      | -    | 8,682      | -   | -            | -   | -           | -  | -            | -  | 1,870,149  | 3.9   |
|                | M   | 47,033  | .1   | 18,844      | -    | 5,257       | -    | 4,449      | -   | -            | -   | -           | -  | -            | -  | 758,558    | 1.6   |
|                | F   | 49,286  | .1   | 30,680      | .1   | 6,545       | -    | 4,233      | -   | -            | -   | -           | -  | -            | -  | 1,111,591  | 2.3   |
| 3              | M+F | 337,128   | .7   | 177,581     | .4   | 116,690     | .2   | 27,894     | .1  | 13,962       | -   | -           | -  | 1,032        | -  | 4,532,408  | 9.4   |
|                | M   | 142,723   | .3   | 86,853      | .2   | 64,054      | .1   | 10,202     | -   | 6,411        | -   | -           | -  | 344          | -  | 2,042,112  | 4.2   |
|                | F   | 194,405   | .4   | 90,728      | .2   | 52,636      | .1   | 17,692     | -   | 7,551        | -   | -           | -  | 688          | -  | 2,490,296  | 5.1   |
| 4              | M+F | 953,536   | 2.0  | 341,962     | .7   | 364,643     | .8   | 91,662     | .2  | 1,376        | -   | 22,618      | -  | 351          | -  | 6,808,318  | 14.1  |
|                | M   | 469,220   | 1.0  | 176,362     | .4   | 188,772     | .4   | 42,036     | .1  | 1,032        | -   | 11,309      | -  | 115          | -  | 3,319,811  | 6.9   |
|                | F   | 484,316   | 1.0  | 165,600     | .3   | 175,871     | .4   | 49,626     | .1  | 344          | -   | 11,309      | -  | 236          | -  | 3,488,507  | 7.2   |
| 5              | M+F | 1,288,520   | 2.7  | 806,709     | 1.7  | 682,911     | 1.4  | 253,472    | .5  | 59,573       | .1  | 15,926      | -  | 16,359       | -  | 8,069,044  | 16.7  |
|                | M   | 620,656   | 1.3  | 419,554     | .9   | 368,022     | .8   | 119,871    | .2  | 38,196       | .1  | 9,299       | -  | 7,212        | -  | 3,969,036  | 8.2   |
|                | F   | 667,864   | 1.4  | 387,155     | .8   | 314,889     | .7   | 133,601    | .3  | 21,377       | -   | 6,627       | -  | 9,147        | -  | 4,100,008  | 8.5   |
| 6              | M+F | 1,754,225   | 3.6  | 886,361     | 1.8  | 903,529     | 1.9  | 407,426    | .8  | 60,049       | .1  | 52,369      | .1 | 36,480       | .1 | 8,688,545  | 18.0  |
|                | M   | 892,263   | 1.8  | 443,865     | .9   | 462,322     | 1.0  | 220,017    | .5  | 33,485       | .1  | 29,243      | .1 | 18,240       | -  | 4,389,989  | 9.1   |
|                | F   | 861,962   | 1.8  | 442,496     | .9   | 441,207     | .9   | 187,409    | .4  | 26,564       | .1  | 23,126      | -  | 18,240       | -  | 4,298,556  | 8.9   |
| 7              | M+F | 1,424,401   | 2.9  | 929,349     | 1.9  | 1,102,576   | 2.3  | 309,354    | .6  | 111,373      | .2  | 22,001      | -  | 25,977       | .1 | 7,143,591  | 14.8  |
|                | M   | 758,718   | 1.6  | 525,259     | 1.1  | 559,757     | 1.2  | 165,314    | .3  | 60,494       | .1  | 12,572      | -  | 11,187       | -  | 3,704,931  | 7.7   |
|                | F   | 665,683   | 1.4  | 404,090     | .8   | 542,819     | 1.1  | 144,040    | .3  | 50,879       | .1  | 9,429       | -  | 14,790       | -  | 3,438,660  | 7.1   |
| 8              | M+F | 839,651   | 1.7  | 863,363     | 1.8  | 826,105     | 1.7  | 503,878    | 1.0 | 115,491      | .2  | 46,374      | .1 | 13,102       | -  | 4,746,370  | 9.8   |
|                | M   | 420,277   | .9   | 444,626     | .9   | 432,922     | .9   | 257,496    | .5  | 61,639       | .1  | 29,549      | .1 | 6,551        | -  | 2,447,235  | 5.1   |
|                | F   | 419,374   | .9   | 418,737     | .9   | 393,183     | .8   | 246,382    | .5  | 53,852       | .1  | 16,825      | -  | 6,551        | -  | 2,299,135  | 4.8   |
| 9              | M+F | 721,104   | 1.5  | 433,613     | .9   | 629,133     | 1.3  | 425,827    | .9  | 77,395       | .2  | 24,769      | .1 | 441          | -  | 3,073,099  | 6.4   |
|                | M   | 385,923   | .8   | 232,957     | .5   | 331,359     | .7   | 246,152    | .5  | 42,535       | .1  | 13,104      | -  | 274          | -  | 1,646,823  | 3.4   |
|                | F   | 335,181   | .7   | 200,656     | .4   | 297,774     | .6   | 179,675    | .4  | 34,860       | .1  | 11,665      | -  | 167          | -  | 1,426,276  | 2.9   |
| 10 and above   | M+F | 324,419   | .7   | 466,502     | 1.0  | 973,226     | 2.0  | 535,508    | 1.1 | 197,052      | .4  | 103,187     | .2 | 22,015       | -  | 3,104,602  | 6.4   |
|                | M   | 179,201   | .4   | 250,425     | .5   | 532,986     | 1.1  | 305,470    | .6  | 92,998       | .2  | 54,972      | .1 | 12,772       | -  | 1,687,605  | 3.5   |
|                | F   | 145,218   | .3   | 216,077     | .4   | 440,240     | .9   | 230,038    | .5  | 104,054      | .2  | 48,215      | .1 | 9,243        | -  | 1,416,997  | 2.9   |
| Total          | M+F | 7,740,114   | 16.0 | 4,956,286   | 10.2 | 5,611,641   | 11.6 | 2,572,334  | 5.3 | 636,271      | 1.3 | 287,244     | .6 | 115,757      | .2 | 48,379,351 | 100.0 |
|                | M   | 3,916,498   | 8.1  | 2,600,067   | 5.4  | 2,945,909   | 6.1  | 1,379,638  | 2.9 | 336,790      | .7  | 160,048     | .3 | 56,695       | .1 | 24,073,367 | 49.8  |
|                | F   | 3,823,616   | 7.9  | 2,356,219   | 4.9  | 2,665,732   | 5.5  | 1,192,696  | 2.5 | 299,481      | .6  | 127,196     | .3 | 59,062       | .1 | 24,305,984 | 50.2  |



Table 10b: Distribution of members of households by age, sex and income group - COUNTRY - RURAL

| Age Group   | Sex | I N C O M E    G R O U P (BIRR) |     |                  |     |                    |     |                    |     |                    |     |                    |      |                    |      |
|-------------|-----|---------------------------------|-----|------------------|-----|--------------------|-----|--------------------|-----|--------------------|-----|--------------------|------|--------------------|------|
|             |     | Below 600<br>No.                | %   | 600 - 999<br>No. | %   | 1000 - 1399<br>No. | %   | 1400 - 1999<br>No. | %   | 2000 - 2599<br>No. | %   | 2600 - 3399<br>No. | %    | 3400 - 4199<br>No. | %    |
| 0 - 9       | M+F | 151,985                         | .3  | 450,850          | .9  | 608,670            | 1.3 | 1,218,013          | 2.5 | 1,673,382          | 3.5 | 2,527,381          | 5.2  | 2,460,208          | 5.1  |
|             | M   | 63,491                          | .1  | 238,854          | .5  | 296,138            | .6  | 604,497            | 1.2 | 846,768            | 1.8 | 1,305,348          | 2.7  | 1,232,953          | 2.5  |
|             | F   | 88,494                          | .2  | 211,996          | .4  | 312,532            | .6  | 613,516            | 1.3 | 826,614            | 1.7 | 1,222,033          | 2.5  | 1,227,255          | 2.5  |
| 10 - 14     | M+F | 56,499                          | .1  | 126,308          | .3  | 155,375            | .3  | 435,034            | .9  | 567,876            | 1.2 | 945,475            | 2.0  | 920,171            | 1.9  |
|             | M   | 22,758                          | -   | 58,881           | .1  | 70,382             | .1  | 214,882            | .4  | 322,949            | .7  | 473,559            | 1.0  | 486,286            | 1.0  |
|             | F   | 33,741                          | .1  | 67,427           | .1  | 84,993             | .2  | 220,152            | .5  | 244,927            | .5  | 471,916            | 1.0  | 433,885            | .9   |
| 15 - 19     | M+F | 42,318                          | .1  | 116,709          | .2  | 150,315            | .3  | 380,237            | .8  | 445,390            | .9  | 749,931            | 1.6  | 683,256            | 1.4  |
|             | M   | 13,894                          | -   | 49,555           | .1  | 64,162             | .1  | 181,082            | .4  | 193,357            | .4  | 366,483            | .8   | 347,793            | .7   |
|             | F   | 28,424                          | .1  | 67,154           | .1  | 86,153             | .2  | 199,155            | .4  | 252,033            | .5  | 383,448            | .8   | 335,463            | .7   |
| 20 - 24     | M+F | 29,311                          | .1  | 87,596           | .2  | 121,124            | .3  | 314,930            | .7  | 391,610            | .8  | 538,267            | 1.1  | 533,736            | 1.1  |
|             | M   | 7,399                           | -   | 41,520           | .1  | 55,448             | .1  | 107,560            | .2  | 134,561            | .3  | 234,172            | .5   | 241,380            | .5   |
|             | F   | 21,912                          | -   | 46,076           | .1  | 65,676             | .1  | 207,370            | .4  | 257,049            | .5  | 304,095            | .6   | 292,356            | .6   |
| 25 - 29     | M+F | 42,252                          | .1  | 111,929          | .2  | 190,182            | .4  | 312,451            | .6  | 410,085            | .8  | 539,138            | 1.1  | 471,078            | 1.0  |
|             | M   | 10,168                          | -   | 35,066           | .1  | 65,821             | .1  | 165,421            | .3  | 201,746            | .4  | 250,896            | .5   | 208,940            | .4   |
|             | F   | 32,084                          | .1  | 76,863           | .2  | 124,361            | .3  | 147,030            | .3  | 208,339            | .4  | 288,242            | .6   | 262,138            | .5   |
| 30 - 34     | M+F | 24,828                          | .1  | 89,498           | .2  | 101,177            | .2  | 230,503            | .5  | 264,423            | .5  | 331,430            | .7   | 355,009            | .7   |
|             | M   | 6,115                           | -   | 35,531           | .1  | 55,251             | .1  | 106,251            | .2  | 113,859            | .2  | 142,983            | .3   | 165,724            | .3   |
|             | F   | 18,713                          | -   | 53,967           | .1  | 45,926             | .1  | 124,252            | .3  | 150,564            | .3  | 188,447            | .4   | 189,285            | .4   |
| 35 - 39     | M+F | 29,987                          | .1  | 77,714           | .2  | 93,083             | .2  | 188,576            | .4  | 265,327            | .5  | 399,874            | .8   | 355,993            | .7   |
|             | M   | 8,261                           | -   | 31,202           | .1  | 41,724             | .1  | 87,870             | .2  | 140,015            | .3  | 171,401            | .4   | 155,958            | .3   |
|             | F   | 21,726                          | -   | 46,512           | .1  | 51,359             | .1  | 100,706            | .2  | 125,312            | .3  | 228,473            | .5   | 200,035            | .4   |
| 40 - 44     | M+F | 21,973                          | -   | 53,416           | .1  | 57,194             | .1  | 150,551            | .3  | 178,168            | .4  | 288,829            | .6   | 275,544            | .6   |
|             | M   | 12,011                          | -   | 15,789           | -   | 33,502             | .1  | 66,976             | .1  | 82,832             | .2  | 130,516            | .3   | 116,268            | .2   |
|             | F   | 9,962                           | -   | 37,627           | .1  | 23,692             | -   | 83,575             | .2  | 95,336             | .2  | 158,313            | .3   | 159,276            | .3   |
| 45 - 49     | M+F | 19,613                          | -   | 46,903           | .1  | 58,146             | .1  | 123,376            | .3  | 112,563            | .2  | 255,529            | .5   | 248,930            | .5   |
|             | M   | 5,125                           | -   | 20,222           | -   | 25,233             | .1  | 55,251             | .1  | 56,674             | .1  | 145,125            | .3   | 137,882            | .3   |
|             | F   | 14,488                          | -   | 26,681           | .1  | 32,913             | .1  | 68,125             | .1  | 55,889             | .1  | 110,404            | .2   | 111,048            | .2   |
| 50 - 54     | M+F | 25,017                          | .1  | 33,881           | .1  | 49,035             | .1  | 100,489            | .2  | 99,610             | .2  | 184,225            | .4   | 162,471            | .3   |
|             | M   | 1,796                           | -   | 6,724            | -   | 3,600              | -   | 41,885             | .1  | 38,365             | .1  | 79,693             | .2   | 85,925             | .2   |
|             | F   | 23,221                          | -   | 27,157           | .1  | 45,435             | .1  | 58,604             | .1  | 61,245             | .1  | 104,532            | .2   | 76,546             | .2   |
| 55 - 59     | M+F | 11,180                          | -   | 30,643           | .1  | 40,008             | .1  | 96,064             | .2  | 102,356            | .2  | 145,902            | .3   | 148,323            | .3   |
|             | M   | 1,350                           | -   | 4,564            | -   | 8,963              | -   | 40,999             | .1  | 42,092             | .1  | 64,123             | .1   | 72,862             | .2   |
|             | F   | 9,830                           | -   | 26,079           | .1  | 31,045             | .1  | 55,065             | .1  | 60,264             | .1  | 81,779             | .2   | 75,461             | .2   |
| 60 - 64     | M+F | 32,486                          | .1  | 50,891           | .1  | 41,892             | .1  | 100,341            | .2  | 87,901             | .2  | 153,530            | .3   | 119,223            | .2   |
|             | M   | 529                             | -   | 13,316           | -   | 14,476             | -   | 41,392             | .1  | 38,742             | .1  | 81,848             | .2   | 81,926             | .2   |
|             | F   | 31,957                          | .1  | 37,575           | .1  | 27,416             | .1  | 58,949             | .1  | 49,159             | .1  | 71,682             | .1   | 37,297             | .1   |
| 65 and over | M+F | 71,366                          | .1  | 90,582           | .2  | 103,055            | .2  | 158,452            | .3  | 173,890            | .4  | 232,049            | .5   | 157,608            | .3   |
|             | M   | 18,514                          | -   | 33,820           | .1  | 43,340             | .1  | 81,480             | .2  | 103,756            | .2  | 159,676            | .3   | 92,242             | .2   |
|             | F   | 52,852                          | .1  | 56,762           | .1  | 59,715             | .1  | 76,972             | .2  | 70,134             | .1  | 72,373             | .1   | 65,366             | .1   |
| Total       | M+F | 558,815                         | 1.2 | 1,366,920        | 2.8 | 1,769,256          | 3.7 | 3,809,017          | 7.9 | 4,772,581          | 9.9 | 7,291,560          | 15.1 | 6,891,550          | 14.2 |
|             | M   | 171,411                         | .4  | 585,044          | 1.2 | 778,040            | 1.6 | 1,795,546          | 3.7 | 2,315,716          | 4.8 | 3,605,823          | 7.5  | 3,426,139          | 7.1  |
|             | F   | 387,404                         | .8  | 781,876          | 1.6 | 991,216            | 2.0 | 2,013,471          | 4.2 | 2,456,865          | 5.1 | 3,685,737          | 7.6  | 3,465,411          | 7.2  |

Table 10b: (Contd.) Distribution of members of households by age, sex and income group - COUNTRY - RURAL

| Age Group   | Sex | I N C O M E   G R O U P |                        |                        |                         |                          |                          |                           |     |         |     | T o t a l |    |         |    |            |       |
|-------------|-----|-------------------------|------------------------|------------------------|-------------------------|--------------------------|--------------------------|---------------------------|-----|---------|-----|-----------|----|---------|----|------------|-------|
|             |     | 4200 - 5399<br>No.   %  | 5400 - 6599<br>No.   % | 6600 - 8999<br>No.   % | 9000 - 12599<br>No.   % | 12600 - 16199<br>No.   % | 16200 - 19999<br>No.   % | 20000 and over<br>No.   % |     |         |     |           |    |         |    |            |       |
| 0 - 9       | M+F | 2,766,116               | 5.7                    | 1,776,919              | 3.7                     | 1,965,388                | 4.1                      | 914,169                   | 1.9 | 229,774 | .5  | 86,394    | .2 | 41,224  | .1 | 16,870,473 | 34.9  |
|             | M   | 1,362,842               | 2.8                    | 951,399                | 2.0                     | 1,054,837                | 2.2                      | 506,855                   | 1.0 | 114,521 | .2  | 42,551    | .1 | 16,061  | -  | 8,637,115  | 17.9  |
|             | F   | 1,403,274               | 2.9                    | 825,520                | 1.7                     | 910,551                  | 1.9                      | 407,314                   | .8  | 115,253 | .2  | 43,843    | .1 | 25,163  | .1 | 8,233,358  | 17.0  |
| 10 - 14     | M+F | 1,053,911               | 2.2                    | 749,352                | 1.5                     | 899,592                  | 1.9                      | 444,625                   | .9  | 95,215  | .2  | 38,665    | .1 | 12,849  | -  | 6,500,947  | 13.4  |
|             | M   | 541,589                 | 1.1                    | 387,114                | .8                      | 427,599                  | .9                       | 225,489                   | .5  | 55,199  | .1  | 24,838    | .1 | 7,940   | -  | 3,319,465  | 6.9   |
|             | F   | 512,322                 | 1.1                    | 362,238                | .7                      | 471,993                  | 1.0                      | 219,136                   | .5  | 40,016  | .1  | 13,827    | -  | 4,909   | -  | 3,181,482  | 6.6   |
| 15 - 19     | M+F | 843,811                 | 1.7                    | 604,781                | 1.3                     | 681,461                  | 1.4                      | 321,730                   | .7  | 104,807 | .2  | 53,775    | .1 | 18,731  | -  | 5,197,252  | 10.7  |
|             | M   | 462,727                 | 1.0                    | 348,906                | .7                      | 384,440                  | .8                       | 173,126                   | .4  | 66,851  | .1  | 33,754    | .1 | 8,383   | -  | 2,694,513  | 5.6   |
|             | F   | 381,084                 | .8                     | 255,875                | .5                      | 297,021                  | .6                       | 148,604                   | .3  | 37,956  | .1  | 20,021    | -  | 10,348  | -  | 2,502,739  | 5.2   |
| 20 - 24     | M+F | 518,899                 | 1.1                    | 320,012                | .7                      | 352,150                  | .7                       | 165,619                   | .3  | 31,079  | .1  | 19,972    | -  | 3,250   | -  | 3,427,555  | 7.1   |
|             | M   | 264,021                 | .5                     | 172,154                | .4                      | 195,328                  | .4                       | 103,157                   | .2  | 12,076  | -   | 7,220     | -  | 3,068   | -  | 1,579,064  | 3.3   |
|             | F   | 254,878                 | .5                     | 147,858                | .3                      | 156,822                  | .3                       | 62,462                    | .1  | 19,003  | -   | 12,752    | -  | 182     | -  | 1,848,491  | 3.8   |
| 25 - 29     | M+F | 545,059                 | 1.1                    | 297,403                | .6                      | 287,300                  | .6                       | 107,876                   | .2  | 20,053  | -   | 15,148    | -  | 8,108   | -  | 3,358,062  | 6.9   |
|             | M   | 221,762                 | .5                     | 136,562                | .3                      | 124,140                  | .3                       | 36,046                    | .1  | 13,146  | -   | 12,338    | -  | 6,105   | -  | 1,488,157  | 3.1   |
|             | F   | 323,297                 | .7                     | 160,841                | .3                      | 163,160                  | .3                       | 71,830                    | .1  | 6,907   | -   | 2,810     | -  | 2,003   | -  | 1,869,905  | 3.9   |
| 30 - 34     | M+F | 410,491                 | .8                     | 177,210                | .4                      | 254,437                  | .5                       | 102,795                   | .2  | 22,106  | -   | 4,815     | -  | 8,128   | -  | 2,376,850  | 4.9   |
|             | M   | 199,355                 | .4                     | 85,956                 | .2                      | 112,847                  | .2                       | 48,815                    | .1  | 6,888   | -   | 3,075     | -  | 2,293   | -  | 1,084,943  | 2.2   |
|             | F   | 211,136                 | .4                     | 91,254                 | .2                      | 141,590                  | .3                       | 53,980                    | .1  | 15,218  | -   | 1,740     | -  | 5,835   | -  | 1,291,907  | 2.7   |
| 35 - 39     | M+F | 306,042                 | .6                     | 265,667                | .5                      | 301,348                  | .6                       | 141,396                   | .3  | 42,969  | .1  | 13,173    | -  | 4,435   | -  | 2,485,584  | 5.1   |
|             | M   | 142,753                 | .3                     | 90,250                 | .2                      | 120,224                  | .2                       | 53,644                    | .1  | 9,761   | -   | 3,109     | -  | 633     | -  | 1,056,805  | 2.2   |
|             | F   | 163,289                 | .3                     | 175,417                | .4                      | 181,124                  | .4                       | 87,752                    | .2  | 33,208  | .1  | 10,064    | -  | 3,802   | -  | 1,428,779  | 3.0   |
| 40 - 44     | M+F | 327,382                 | .7                     | 190,156                | .4                      | 235,211                  | .5                       | 95,047                    | .2  | 25,201  | .1  | 5,576     | -  | 10,789  | -  | 1,915,037  | 4.0   |
|             | M   | 148,423                 | .3                     | 97,454                 | .2                      | 137,569                  | .3                       | 45,480                    | .1  | 13,603  | -   | 51        | -  | 7,676   | -  | 908,150    | 1.9   |
|             | F   | 178,959                 | .4                     | 92,702                 | .2                      | 97,642                   | .2                       | 49,567                    | .1  | 11,598  | -   | 5,525     | -  | 3,113   | -  | 1,006,887  | 2.1   |
| 45 - 49     | M+F | 276,345                 | .6                     | 179,665                | .4                      | 190,429                  | .4                       | 84,659                    | .2  | 23,245  | -   | 14,285    | -  | 4,957   | -  | 1,638,645  | 3.4   |
|             | M   | 157,262                 | .3                     | 92,063                 | .2                      | 108,223                  | .2                       | 52,169                    | .1  | 20,999  | -   | 9,476     | -  | 2,734   | -  | 888,438    | 1.8   |
|             | F   | 119,083                 | .2                     | 87,602                 | .2                      | 82,206                   | .2                       | 32,490                    | .1  | 2,246   | -   | 4,809     | -  | 2,223   | -  | 750,207    | 1.6   |
| 50 - 54     | M+F | 201,103                 | .4                     | 115,607                | .2                      | 137,262                  | .3                       | 82,291                    | .2  | 15,236  | -   | 16,408    | -  | 3,124   | -  | 1,225,759  | 2.5   |
|             | M   | 110,066                 | .2                     | 61,064                 | .1                      | 67,885                   | .1                       | 55,181                    | .1  | 9,977   | -   | 11,127    | -  | 1,720   | -  | 575,008    | 1.2   |
|             | F   | 91,037                  | .2                     | 54,543                 | .1                      | 69,377                   | .1                       | 27,110                    | .1  | 5,259   | -   | 5,281     | -  | 1,404   | -  | 650,751    | 1.3   |
| 55 - 59     | M+F | 153,024                 | .3                     | 88,657                 | .2                      | 94,264                   | .2                       | 43,593                    | .1  | 11,151  | -   | 2,788     | -  | 20      | -  | 967,973    | 2.0   |
|             | M   | 89,797                  | .2                     | 59,253                 | .1                      | 76,271                   | .2                       | 32,351                    | .1  | 5,496   | -   | -         | -  | -       | -  | 498,121    | 1.0   |
|             | F   | 63,227                  | .1                     | 29,404                 | .1                      | 17,993                   | -                        | 11,242                    | -   | 5,655   | -   | 2,788     | -  | 20      | -  | 469,852    | 1.0   |
| 60 - 64     | M+F | 142,787                 | .3                     | 61,091                 | .1                      | 62,513                   | .1                       | 27,565                    | .1  | 42      | -   | 2,810     | -  | 21      | -  | 883,093    | 1.8   |
|             | M   | 88,078                  | .2                     | 42,738                 | .1                      | 37,985                   | .1                       | 19,961                    | -   | 21      | -   | 2,810     | -  | -       | -  | 463,822    | 1.0   |
|             | F   | 54,709                  | .1                     | 18,353                 | -                       | 24,528                   | .1                       | 7,604                     | -   | 21      | -   | -         | -  | 21      | -  | 419,271    | .9    |
| 65 and over | M+F | 195,143                 | .4                     | 129,767                | .3                      | 150,287                  | .3                       | 40,971                    | .1  | 15,394  | -   | 13,436    | -  | 122     | -  | 1,532,122  | 3.2   |
|             | M   | 127,822                 | .3                     | 75,155                 | .2                      | 98,561                   | .2                       | 27,365                    | .1  | 8,253   | -   | 9,699     | -  | 83      | -  | 879,766    | 1.8   |
|             | F   | 67,321                  | .1                     | 54,612                 | .1                      | 51,726                   | .1                       | 13,606                    | -   | 7,141   | -   | 3,737     | -  | 39      | -  | 652,356    | 1.3   |
| total       | M+F | 7,740,113               | 16.0                   | 4,956,287              | 10.2                    | 5,611,642                | 11.6                     | 2,572,336                 | 5.3 | 636,272 | 1.3 | 287,245   | .6 | 115,758 | .2 | 48,379,352 | 100.0 |
|             | M   | 3,916,497               | 8.1                    | 2,600,068              | 5.4                     | 2,945,909                | 6.1                      | 1,379,639                 | 2.9 | 336,791 | .7  | 160,048   | .3 | 56,696  | .1 | 24,073,367 | 49.8  |
|             | F   | 3,823,616               | 7.9                    | 2,356,219              | 4.9                     | 2,665,733                | 5.5                      | 1,192,697                 | 2.5 | 299,481 | .6  | 127,197   | .3 | 59,062  | .1 | 24,305,985 | 50.2  |

Table 11b: Distribution of Households by Household Size, Sex of Head of Household and Receipt Group  
COUNTRY - RURAL

| Household size and Sex | R E C E I P T   G R O U P (BIRR) |    |           |     |             |     |             |     |             |      |             |      |             |      |
|------------------------|----------------------------------|----|-----------|-----|-------------|-----|-------------|-----|-------------|------|-------------|------|-------------|------|
|                        | Below 600                        |    | 600 - 999 |     | 1000 - 1399 |     | 1400 - 1999 |     | 2000 - 2599 |      | 2600 - 3399 |      | 3400 - 4199 |      |
|                        | No.                              | %  | No.       | %   | No.         | %   | No.         | %   | No.         | %    | No.         | %    | No.         | %    |
| 1 M+F                  | 47,879                           | .5 | 81,747    | .8  | 76,336      | .8  | 63,636      | .6  | 47,063      | .5   | 10,202      | .1   | 4,460       | -    |
| M                      | 7,168                            | .1 | 25,050    | .3  | 17,909      | .2  | 15,002      | .2  | 21,912      | .2   | 6,520       | .1   | 2,761       | -    |
| F                      | 40,711                           | .4 | 56,697    | .6  | 58,427      | .6  | 48,634      | .5  | 25,151      | .3   | 3,682       | -    | 1,699       | -    |
| 2 M+F                  | 15,277                           | .2 | 68,383    | .7  | 104,212     | 1.1 | 236,660     | 2.4 | 154,210     | 1.6  | 151,125     | 1.5  | 107,274     | 1.1  |
| M                      | 5,775                            | .1 | 22,940    | .2  | 45,490      | .5  | 110,327     | 1.1 | 92,318      | .9   | 102,119     | 1.0  | 68,664      | .7   |
| F                      | 9,502                            | .1 | 45,443    | .5  | 58,722      | .6  | 126,333     | 1.3 | 61,892      | .6   | 49,006      | .5   | 38,610      | .4   |
| 3 M+F                  | 9,678                            | .1 | 53,346    | .5  | 120,458     | 1.2 | 232,000     | 2.4 | 251,374     | 2.6  | 354,355     | 3.6  | 207,860     | 2.1  |
| M                      | 1,756                            | -  | 20,454    | .2  | 74,312      | .8  | 143,078     | 1.5 | 149,574     | 1.5  | 210,285     | 2.1  | 149,220     | 1.5  |
| F                      | 7,922                            | .1 | 32,892    | .3  | 46,146      | .5  | 88,922      | .9  | 101,800     | 1.0  | 144,070     | 1.5  | 58,640      | .6   |
| 4 M+F                  | 10,407                           | .1 | 37,644    | .4  | 83,011      | .8  | 191,921     | 2.0 | 274,592     | 2.8  | 322,355     | 3.3  | 273,147     | 2.8  |
| M                      | 5,624                            | .1 | 23,808    | .2  | 46,147      | .5  | 137,554     | 1.4 | 207,427     | 2.1  | 247,697     | 2.5  | 223,306     | 2.3  |
| F                      | 4,783                            | -  | 13,836    | .1  | 36,864      | .4  | 54,367      | .6  | 67,165      | .7   | 74,658      | .8   | 49,841      | .5   |
| 5 M+F                  | 134                              | -  | 14,264    | .1  | 45,549      | .5  | 110,235     | 1.1 | 184,708     | 1.9  | 308,403     | 3.1  | 251,624     | 2.6  |
| M                      | 134                              | -  | 9,465     | .1  | 36,696      | .4  | 93,461      | 1.0 | 141,778     | 1.4  | 236,604     | 2.4  | 204,929     | 2.1  |
| F                      | -                                | -  | 4,799     | -   | 8,853       | .1  | 16,774      | .2  | 42,930      | .4   | 71,799      | .7   | 46,695      | .5   |
| 6 M+F                  | 5,288                            | .1 | 18,381    | .2  | 14,475      | .1  | 57,570      | .6  | 120,462     | 1.2  | 223,818     | 2.3  | 245,264     | 2.5  |
| M                      | 3,277                            | -  | 14,947    | .2  | 10,648      | .1  | 51,364      | .5  | 89,964      | .9   | 189,468     | 1.9  | 214,953     | 2.2  |
| F                      | 2,011                            | -  | 3,434     | -   | 3,827       | -   | 6,206       | .1  | 30,498      | .3   | 34,350      | .4   | 30,311      | .3   |
| 7 M+F                  | 136                              | -  | 6,775     | .1  | 10,658      | .1  | 27,320      | .3  | 71,065      | .7   | 146,501     | 1.5  | 160,745     | 1.6  |
| M                      | 136                              | -  | 5,732     | .1  | 8,807       | .1  | 24,075      | .2  | 66,883      | .7   | 133,917     | 1.4  | 133,496     | 1.4  |
| F                      | -                                | -  | 1,043     | -   | 1,851       | -   | 3,245       | -   | 4,182       | -    | 12,584      | .1   | 27,249      | .3   |
| 8 M+F                  | -                                | -  | 1,110     | -   | 3,277       | -   | 18,768      | .2  | 13,051      | .1   | 61,858      | .6   | 66,657      | .7   |
| M                      | -                                | -  | 1,110     | -   | 3,277       | -   | 15,603      | .2  | 12,812      | .1   | 57,972      | .6   | 64,692      | .7   |
| F                      | -                                | -  | -         | -   | -           | -   | 3,165       | -   | 239         | -    | 3,886       | -    | 1,965       | -    |
| 9 M+F                  | -                                | -  | -         | -   | 253         | -   | 4,143       | -   | 11,742      | .1   | 6,871       | .1   | 48,018      | .5   |
| M                      | -                                | -  | -         | -   | 253         | -   | 4,143       | -   | 11,063      | .1   | 6,268       | .1   | 44,293      | .5   |
| F                      | -                                | -  | -         | -   | -           | -   | -           | -   | 679         | -    | 603         | -    | 3,725       | -    |
| 10 & above M+F         | -                                | -  | 1,098     | -   | 4,229       | -   | 505         | -   | 5,295       | .1   | 11,235      | .1   | 20,193      | .2   |
| M                      | -                                | -  | 1,098     | -   | 4,229       | -   | 312         | -   | 3,250       | -    | 11,235      | .1   | 19,358      | .2   |
| F                      | -                                | -  | -         | -   | -           | -   | 193         | -   | 2,045       | -    | -           | -    | 835         | -    |
| Total M+F              | 88,799                           | .9 | 282,748   | 2.9 | 462,458     | 4.7 | 942,758     | 9.6 | 1,133,562   | 11.6 | 1,596,723   | 16.3 | 1,385,242   | 14.1 |
| M                      | 23,870                           | .2 | 124,604   | 1.3 | 247,768     | 2.5 | 594,919     | 6.1 | 796,981     | 8.1  | 1,202,085   | 12.3 | 1,125,672   | 11.5 |
| F                      | 64,929                           | .7 | 158,144   | 1.6 | 214,690     | 2.2 | 347,839     | 3.5 | 336,581     | 3.4  | 394,638     | 4.0  | 259,570     | 2.6  |

Table 11b: Distribution of Households by Household Size, Sex of Head of Household and Receipt Group  
COUNTRY - RURAL

| Household size and Sex |     | R E C E I P T   G R O U P (B I R R) |      |                        |     |                        |     |                       |     |                         |     |                        |    | T o t a l<br>No.   % |    |                         |       |
|------------------------|-----|-------------------------------------|------|------------------------|-----|------------------------|-----|-----------------------|-----|-------------------------|-----|------------------------|----|----------------------|----|-------------------------|-------|
|                        |     | 4200 - 5399<br>No.   %              |      | 5400 - 6599<br>No.   % |     | 6600 - 8999<br>No.   % |     | 9000-12599<br>No.   % |     | 12600 -16199<br>No.   % |     | 16200-19999<br>No.   % |    |                      |    | 20000 & over<br>No.   % |       |
| 1                      | M+F | 834                                 | -    | 1,161                  | -   | 1,228                  | -   | 8,621                 | .1  | 61                      | -   | -                      | -  | -                    | -  | 343,228                 | 3.5   |
|                        | M   | 484                                 | -    | 1,121                  | -   | 660                    | -   | 8,621                 | .1  | 61                      | -   | -                      | -  | -                    | -  | 107,269                 | 1.1   |
|                        | F   | 350                                 | -    | 40                     | -   | 568                    | -   | -                     | -   | -                       | -   | -                      | -  | -                    | -  | 235,959                 | 2.4   |
| 2                      | M+F | 57,653                              | .6   | 26,833                 | .3  | 8,921                  | .1  | 4,525                 | -   | -                       | -   | -                      | -  | -                    | -  | 935,073                 | 9.5   |
|                        | M   | 36,464                              | .4   | 15,267                 | .2  | 6,336                  | .1  | 3,062                 | -   | -                       | -   | -                      | -  | -                    | -  | 508,762                 | 5.2   |
|                        | F   | 21,189                              | .2   | 11,566                 | .1  | 2,585                  | -   | 1,463                 | -   | -                       | -   | -                      | -  | -                    | -  | 426,311                 | 4.3   |
| 3                      | M+F | 141,156                             | 1.4  | 79,411                 | .8  | 43,480                 | .4  | 11,556                | .1  | 5,786                   | .1  | -                      | -  | 344                  | -  | 1,510,804               | 15.4  |
|                        | M   | 100,378                             | 1.0  | 63,118                 | .6  | 37,270                 | .4  | 10,051                | .1  | 1,985                   | -   | -                      | -  | 344                  | -  | 961,825                 | 9.8   |
|                        | F   | 40,778                              | .4   | 16,293                 | .2  | 6,210                  | .1  | 1,505                 | -   | 3,801                   | -   | -                      | -  | -                    | -  | 548,979                 | 5.6   |
| 4                      | M+F | 263,025                             | 2.7  | 110,574                | 1.1 | 94,420                 | 1.0 | 26,997                | .3  | 7,350                   | .1  | 6,468                  | .1 | 169                  | -  | 1,702,080               | 17.4  |
|                        | M   | 215,569                             | 2.2  | 88,754                 | .9  | 72,608                 | .7  | 24,767                | .3  | 7,328                   | .1  | 6,468                  | .1 | 81                   | -  | 1,307,138               | 13.3  |
|                        | F   | 47,456                              | .5   | 21,820                 | .2  | 21,812                 | .2  | 2,230                 | -   | 22                      | -   | -                      | -  | 88                   | -  | 394,942                 | 4.0   |
| 5                      | M+F | 274,259                             | 2.8  | 179,982                | 1.8 | 166,190                | 1.7 | 58,627                | .6  | 13,376                  | .1  | 3,185                  | -  | 3,271                | -  | 1,613,807               | 16.5  |
|                        | M   | 231,220                             | 2.4  | 149,888                | 1.5 | 143,234                | 1.5 | 51,522                | .5  | 8,721                   | .1  | 3,164                  | -  | 1,907                | -  | 1,312,723               | 13.4  |
|                        | F   | 43,039                              | .4   | 30,094                 | .3  | 22,956                 | .2  | 7,105                 | .1  | 4,655                   | -   | 21                     | -  | 1,364                | -  | 301,084                 | 3.1   |
| 6                      | M+F | 324,480                             | 3.3  | 152,556                | 1.6 | 175,715                | 1.8 | 79,741                | .8  | 13,955                  | .1  | 10,287                 | .1 | 6,101                | .1 | 1,448,093               | 14.8  |
|                        | M   | 275,050                             | 2.8  | 132,970                | 1.4 | 154,702                | 1.6 | 74,024                | .8  | 11,777                  | .1  | 10,262                 | .1 | 3,796                | -  | 1,237,202               | 12.6  |
|                        | F   | 49,430                              | .5   | 19,586                 | .2  | 21,013                 | .2  | 5,717                 | .1  | 2,178                   | -   | 25                     | -  | 2,305                | -  | 210,891                 | 2.2   |
| 7                      | M+F | 205,878                             | 2.1  | 139,085                | 1.4 | 171,374                | 1.7 | 55,217                | .6  | 18,859                  | .2  | 3,143                  | -  | 3,758                | -  | 1,020,514               | 10.4  |
|                        | M   | 190,197                             | 1.9  | 127,204                | 1.3 | 160,201                | 1.6 | 49,418                | .5  | 18,838                  | .2  | 3,143                  | -  | 3,739                | -  | 925,786                 | 9.4   |
|                        | F   | 15,681                              | .2   | 11,881                 | .1  | 11,173                 | .1  | 5,799                 | .1  | 21                      | -   | -                      | -  | 19                   | -  | 94,728                  | 1.0   |
| 8                      | M+F | 109,243                             | 1.1  | 106,087                | 1.1 | 121,753                | 1.2 | 65,301                | .7  | 17,924                  | .2  | 5,258                  | .1 | 3,008                | -  | 593,295                 | 6.1   |
|                        | M   | 96,239                              | 1.0  | 95,644                 | 1.0 | 120,714                | 1.2 | 65,279                | .7  | 17,829                  | .2  | 5,258                  | .1 | 3,008                | -  | 559,437                 | 5.7   |
|                        | F   | 13,004                              | .1   | 10,443                 | .1  | 1,039                  | -   | 22                    | -   | 95                      | -   | -                      | -  | -                    | -  | 33,858                  | .3    |
| 9                      | M+F | 83,445                              | .9   | 49,761                 | .5  | 72,167                 | .7  | 51,618                | .5  | 9,391                   | .1  | 2,794                  | -  | 1,251                | -  | 341,454                 | 3.5   |
|                        | M   | 75,831                              | .8   | 46,674                 | .5  | 71,142                 | .7  | 51,495                | .5  | 7,687                   | .1  | 1,090                  | -  | 1,251                | -  | 321,190                 | 3.3   |
|                        | F   | 7,614                               | .1   | 3,087                  | -   | 1,025                  | -   | 123                   | -   | 1,704                   | -   | 1,704                  | -  | -                    | -  | 20,264                  | .2    |
| 10 & above             | M+F | 29,294                              | .3   | 38,718                 | .4  | 93,086                 | .9  | 49,804                | .5  | 27,223                  | .3  | 10,629                 | .1 | 1,876                | -  | 293,185                 | 3.0   |
|                        | M   | 27,814                              | .3   | 38,006                 | .4  | 91,195                 | .9  | 49,804                | .5  | 25,108                  | .3  | 10,629                 | .1 | 1,876                | -  | 283,914                 | 2.9   |
|                        | F   | 1,480                               | -    | 712                    | -   | 1,891                  | -   | -                     | -   | 2,115                   | -   | -                      | -  | -                    | -  | 9,271                   | .1    |
| Total                  | M+F | 1,489,267                           | 15.2 | 884,168                | 9.0 | 948,334                | 9.7 | 412,007               | 4.2 | 113,925                 | 1.2 | 41,764                 | .4 | 19,778               | .2 | 9,801,533               | 100.0 |
|                        | M   | 1,249,246                           | 12.7 | 758,646                | 7.7 | 858,062                | 8.8 | 388,043               | 4.0 | 99,334                  | 1.0 | 40,014                 | .4 | 16,002               | .2 | 7,525,246               | 76.8  |
|                        | F   | 240,021                             | 2.4  | 125,522                | 1.3 | 90,272                 | .9  | 23,964                | .2  | 14,591                  | .1  | 1,750                  | -  | 3,776                | -  | 2,276,287               | 23.2  |

Table 12b: Distribution of members of households by household size, sex and receipt group - COUNTRY - RURAL

| Household size | Sex | R E C E I P T      G R O U P (BIRR) |                         |                           |                           |                           |                           |                           |     |           |     |           |      |           |      |
|----------------|-----|-------------------------------------|-------------------------|---------------------------|---------------------------|---------------------------|---------------------------|---------------------------|-----|-----------|-----|-----------|------|-----------|------|
|                |     | Below 600<br>No.      %             | 600 - 999<br>No.      % | 1000 - 1399<br>No.      % | 1400 - 1999<br>No.      % | 2000 - 2599<br>No.      % | 2600 - 3399<br>No.      % | 3400 - 4199<br>No.      % |     |           |     |           |      |           |      |
| 1              | M+F | 47,879                              | .1                      | 81,747                    | .2                        | 76,336                    | .2                        | 63,636                    | .1  | 47,063    | .1  | 10,202    | -    | 4,460     | -    |
|                | M   | 7,168                               | -                       | 25,050                    | .1                        | 17,909                    | -                         | 15,002                    | -   | 21,912    | -   | 6,520     | -    | 2,761     | -    |
|                | F   | 40,711                              | .1                      | 56,697                    | .1                        | 58,427                    | .1                        | 48,634                    | .1  | 25,151    | .1  | 3,682     | -    | 1,699     | -    |
| 2              | M+F | 30,553                              | .1                      | 136,766                   | .3                        | 208,424                   | .4                        | 473,321                   | 1.0 | 308,418   | .6  | 302,252   | .6   | 214,547   | .4   |
|                | M   | 8,294                               | -                       | 49,607                    | .1                        | 72,642                    | .2                        | 175,921                   | .4  | 131,137   | .3  | 137,544   | .3   | 96,798    | .2   |
|                | F   | 22,259                              | -                       | 87,159                    | .2                        | 135,782                   | .3                        | 297,400                   | .6  | 177,281   | .4  | 164,708   | .3   | 117,749   | .2   |
| 3              | M+F | 29,032                              | .1                      | 160,037                   | .3                        | 361,373                   | .7                        | 696,001                   | 1.4 | 754,123   | 1.6 | 1,063,064 | 2.2  | 623,581   | 1.3  |
|                | M   | 7,942                               | -                       | 54,602                    | .1                        | 173,477                   | .4                        | 325,474                   | .7  | 320,855   | .7  | 474,703   | 1.0  | 305,463   | .6   |
|                | F   | 21,090                              | -                       | 105,435                   | .2                        | 187,896                   | .4                        | 370,527                   | .8  | 433,268   | .9  | 588,361   | 1.2  | 318,118   | .7   |
| 4              | M+F | 41,627                              | .1                      | 150,576                   | .3                        | 332,040                   | .7                        | 767,683                   | 1.6 | 1,098,372 | 2.3 | 1,289,417 | 2.7  | 1,092,590 | 2.3  |
|                | M   | 18,970                              | -                       | 68,006                    | .1                        | 137,375                   | .3                        | 357,223                   | .7  | 545,190   | 1.1 | 614,983   | 1.3  | 544,728   | 1.1  |
|                | F   | 22,657                              | -                       | 82,570                    | .2                        | 194,665                   | .4                        | 410,460                   | .8  | 553,182   | 1.1 | 674,434   | 1.4  | 547,862   | 1.1  |
| 5              | M+F | 670                                 | -                       | 71,317                    | .1                        | 227,747                   | .5                        | 551,172                   | 1.1 | 923,540   | 1.9 | 1,542,019 | 3.2  | 1,258,121 | 2.6  |
|                | M   | 261                                 | -                       | 37,779                    | .1                        | 109,636                   | .2                        | 276,226                   | .6  | 461,625   | 1.0 | 735,386   | 1.5  | 585,567   | 1.2  |
|                | F   | 409                                 | -                       | 33,538                    | .1                        | 118,111                   | .2                        | 274,946                   | .6  | 461,915   | 1.0 | 806,633   | 1.7  | 672,554   | 1.4  |
| 6              | M+F | 31,729                              | .1                      | 110,286                   | .2                        | 86,847                    | .2                        | 345,418                   | .7  | 722,771   | 1.5 | 1,342,905 | 2.8  | 1,471,582 | 3.0  |
|                | M   | 13,053                              | -                       | 55,972                    | .1                        | 42,324                    | .1                        | 176,688                   | .4  | 348,074   | .7  | 669,135   | 1.4  | 749,472   | 1.5  |
|                | F   | 18,676                              | -                       | 54,314                    | .1                        | 44,523                    | .1                        | 168,730                   | .3  | 374,697   | .8  | 673,770   | 1.4  | 722,110   | 1.5  |
| 7              | M+F | 952                                 | -                       | 47,424                    | .1                        | 74,604                    | .2                        | 191,238                   | .4  | 497,456   | 1.0 | 1,025,504 | 2.1  | 1,125,215 | 2.3  |
|                | M   | 680                                 | -                       | 21,628                    | -                         | 29,641                    | .1                        | 99,555                    | .2  | 223,021   | .5  | 528,845   | 1.1  | 588,374   | 1.2  |
|                | F   | 272                                 | -                       | 25,796                    | .1                        | 44,963                    | .1                        | 91,683                    | .2  | 274,435   | .6  | 496,659   | 1.0  | 536,841   | 1.1  |
| 8              | M+F | -                                   | -                       | 8,880                     | -                         | 26,216                    | .1                        | 150,143                   | .3  | 104,408   | .2  | 494,865   | 1.0  | 533,255   | 1.1  |
|                | M   | -                                   | -                       | 4,440                     | -                         | 9,958                     | -                         | 70,377                    | .1  | 55,838    | .1  | 250,765   | .5   | 285,156   | .6   |
|                | F   | -                                   | -                       | 4,440                     | -                         | 16,258                    | -                         | 79,766                    | .2  | 48,570    | .1  | 244,100   | .5   | 248,099   | .5   |
| 9              | M+F | -                                   | -                       | -                         | -                         | 2,280                     | -                         | 37,287                    | .1  | 105,675   | .2  | 61,842    | .1   | 432,165   | .9   |
|                | M   | -                                   | -                       | -                         | -                         | 1,112                     | -                         | 19,568                    | -   | 51,324    | .1  | 30,948    | .1   | 228,319   | .5   |
|                | F   | -                                   | -                       | -                         | -                         | 1,168                     | -                         | 17,719                    | -   | 54,351    | .1  | 30,894    | .1   | 203,846   | .4   |
| 10 & above     | M+F | -                                   | -                       | 10,977                    | -                         | 42,286                    | .1                        | 5,320                     | -   | 54,425    | .1  | 125,864   | .3   | 207,293   | .4   |
|                | M   | -                                   | -                       | 6,586                     | -                         | 25,372                    | .1                        | 3,207                     | -   | 33,297    | .1  | 68,449    | .1   | 107,256   | .2   |
|                | F   | -                                   | -                       | 4,391                     | -                         | 16,914                    | -                         | 2,113                     | -   | 21,128    | -   | 57,415    | .1   | 100,037   | .2   |
| Total          | M+F | 182,442                             | .4                      | 778,010                   | 1.6                       | 1,438,153                 | 3.0                       | 3,281,219                 | 6.8 | 4,616,251 | 9.5 | 7,257,934 | 15.0 | 6,962,809 | 14.4 |
|                | M   | 56,368                              | .1                      | 323,670                   | .7                        | 619,446                   | 1.3                       | 1,519,241                 | 3.1 | 2,192,273 | 4.5 | 3,517,278 | 7.3  | 3,493,894 | 7.2  |
|                | F   | 126,074                             | .3                      | 454,340                   | .9                        | 818,707                   | 1.7                       | 1,761,978                 | 3.6 | 2,423,978 | 5.0 | 3,740,656 | 7.7  | 3,468,915 | 7.2  |

Table 12b: (Contd.) Distribution of members of households by household size, sex and receipt group - COUNTRY - RURAL

| Household size | Sex | R E C E I P T      G R O U P (BIRR) |                         |                         |                        |                          |                         |                          |     | T o t a l<br>No.    % |     |         |       |           |            |       |
|----------------|-----|-------------------------------------|-------------------------|-------------------------|------------------------|--------------------------|-------------------------|--------------------------|-----|-----------------------|-----|---------|-------|-----------|------------|-------|
|                |     | 4200 - 5399<br>No.    %             | 5400 - 6599<br>No.    % | 6600 - 8999<br>No.    % | 9000-12599<br>No.    % | 12600 -16199<br>No.    % | 16200-19999<br>No.    % | 20000 & over<br>No.    % |     |                       |     |         |       |           |            |       |
| 1              | M+F | 834                                 | -                       | 1,161                   | -                      | 1,228                    | -                       | 8,621                    | -   | 61                    | -   | -       | -     | 343,228   | .7         |       |
|                | M   | 484                                 | -                       | 1,121                   | -                      | 660                      | -                       | 8,621                    | -   | 61                    | -   | -       | -     | 107,269   | .2         |       |
|                | F   | 350                                 | -                       | 40                      | -                      | 568                      | -                       | -                        | -   | -                     | -   | -       | -     | 235,959   | .5         |       |
| 2              | M+F | 115,306                             | .2                      | 53,666                  | .1                     | 17,844                   | -                       | 9,050                    | -   | -                     | -   | -       | -     | 1,870,147 | 3.9        |       |
|                | M   | 52,709                              | .1                      | 22,449                  | -                      | 6,701                    | -                       | 4,754                    | -   | -                     | -   | -       | -     | 758,556   | 1.6        |       |
|                | F   | 62,597                              | .1                      | 31,217                  | .1                     | 11,143                   | -                       | 4,296                    | -   | -                     | -   | -       | -     | 1,111,591 | 2.3        |       |
| 3              | M+F | 423,467                             | .9                      | 238,231                 | .5                     | 130,441                  | .3                      | 34,668                   | .1  | 17,358                | -   | -       | 1,032 | 4,532,408 | 9.4        |       |
|                | M   | 179,471                             | .4                      | 106,400                 | .2                     | 71,387                   | .1                      | 15,341                   | -   | 6,653                 | -   | -       | 344   | 2,042,112 | 4.2        |       |
|                | F   | 243,996                             | .5                      | 131,831                 | .3                     | 59,054                   | .1                      | 19,327                   | -   | 10,705                | -   | -       | 688   | 2,490,296 | 5.1        |       |
| 4              | M+F | 1,052,101                           | 2.2                     | 442,296                 | .9                     | 377,682                  | .8                      | 107,987                  | .2  | 29,402                | .1  | 25,870  | .1    | 678       | 6,808,321  | 14.1  |
|                | M   | 533,868                             | 1.1                     | 219,570                 | .5                     | 195,446                  | .4                      | 53,816                   | .1  | 17,362                | -   | 12,935  | -     | 339       | 3,319,811  | 6.9   |
|                | F   | 518,233                             | 1.1                     | 222,726                 | .5                     | 182,236                  | .4                      | 54,171                   | .1  | 12,040                | -   | 12,935  | -     | 339       | 3,488,510  | 7.2   |
| 5              | M+F | 1,371,297                           | 2.8                     | 899,910                 | 1.9                    | 830,950                  | 1.7                     | 293,136                  | .6  | 66,882                | .1  | 15,926  | -     | 16,359    | 8,069,046  | 16.7  |
|                | M   | 659,448                             | 1.4                     | 466,532                 | 1.0                    | 433,525                  | .9                      | 145,421                  | .3  | 41,120                | .1  | 9,299   | -     | 7,212     | 3,969,037  | 8.2   |
|                | F   | 711,849                             | 1.5                     | 433,378                 | .9                     | 397,425                  | .8                      | 147,715                  | .3  | 25,762                | .1  | 6,627   | -     | 9,147     | 4,100,009  | 8.5   |
| 6              | M+F | 1,946,882                           | 4.0                     | 915,335                 | 1.9                    | 1,054,285                | 2.2                     | 478,444                  | 1.0 | 83,731                | .2  | 61,724  | .1    | 36,605    | 8,688,544  | 18.0  |
|                | M   | 979,462                             | 2.0                     | 460,292                 | 1.0                    | 546,459                  | 1.1                     | 248,769                  | .5  | 44,970                | .1  | 36,996  | .1    | 18,323    | 4,389,989  | 9.1   |
|                | F   | 967,420                             | 2.0                     | 455,043                 | .9                     | 507,826                  | 1.0                     | 229,675                  | .5  | 38,761                | .1  | 24,728  | .1    | 18,282    | 4,298,555  | 8.9   |
| 7              | M+F | 1,441,147                           | 3.0                     | 973,595                 | 2.0                    | 1,199,614                | 2.5                     | 386,520                  | .8  | 132,013               | .3  | 22,001  | -     | 26,307    | 7,143,590  | 14.8  |
|                | M   | 753,518                             | 1.6                     | 542,605                 | 1.1                    | 623,094                  | 1.3                     | 200,716                  | .4  | 69,364                | .1  | 12,572  | -     | 11,317    | 3,704,930  | 7.7   |
|                | F   | 687,629                             | 1.4                     | 430,990                 | .9                     | 576,520                  | 1.2                     | 185,804                  | .4  | 62,649                | .1  | 9,429   | -     | 14,990    | 3,438,660  | 7.1   |
| 8              | M+F | 873,947                             | 1.8                     | 848,702                 | 1.8                    | 974,027                  | 2.0                     | 522,409                  | 1.1 | 143,393               | .3  | 42,062  | .1    | 24,064    | 4,746,371  | 9.8   |
|                | M   | 449,733                             | .9                      | 440,207                 | .9                     | 501,471                  | 1.0                     | 267,676                  | .6  | 72,958                | .2  | 26,854  | .1    | 11,802    | 2,447,235  | 5.1   |
|                | F   | 424,214                             | .9                      | 408,495                 | .8                     | 472,556                  | 1.0                     | 254,733                  | .5  | 70,435                | .1  | 15,208  | -     | 12,262    | 2,299,136  | 4.8   |
| 9              | M+F | 751,003                             | 1.6                     | 447,855                 | .9                     | 649,504                  | 1.3                     | 464,559                  | 1.0 | 84,521                | .2  | 25,153  | .1    | 11,256    | 3,073,100  | 6.4   |
|                | M   | 397,377                             | .8                      | 241,403                 | .5                     | 340,861                  | .7                      | 270,685                  | .6  | 45,627                | .1  | 13,317  | -     | 6,282     | 1,646,823  | 3.4   |
|                | F   | 353,626                             | .7                      | 206,452                 | .4                     | 308,643                  | .6                      | 193,874                  | .4  | 38,894                | .1  | 11,836  | -     | 4,974     | 1,426,277  | 2.9   |
| 10 and above   | M+F | 311,353                             | .6                      | 403,336                 | .8                     | 998,112                  | 2.1                     | 524,835                  | 1.1 | 275,582               | .6  | 122,716 | .3    | 22,502    | 3,104,601  | 6.4   |
|                | M   | 165,614                             | .3                      | 207,789                 | .4                     | 556,612                  | 1.2                     | 296,735                  | .6  | 134,434               | .3  | 69,180  | .1    | 13,074    | 1,687,605  | 3.5   |
|                | F   | 145,739                             | .3                      | 195,547                 | .4                     | 441,500                  | .9                      | 228,100                  | .5  | 141,148               | .3  | 53,536  | .1    | 9,428     | 1,416,996  | 2.9   |
| Total          | M+F | 8,287,337                           | 17.1                    | 5,224,087               | 10.8                   | 6,233,687                | 12.9                    | 2,830,229                | 5.9 | 832,943               | 1.7 | 315,452 | .7    | 138,803   | 48,379,356 | 100.0 |
|                | M   | 4,171,684                           | 8.6                     | 2,708,368               | 5.6                    | 3,276,216                | 6.8                     | 1,512,534                | 3.1 | 432,549               | .9  | 181,153 | .4    | 68,693    | 24,073,367 | 49.8  |
|                | F   | 4,115,653                           | 8.5                     | 2,515,719               | 5.2                    | 2,957,471                | 6.1                     | 1,317,695                | 2.7 | 400,394               | .8  | 134,299 | .3    | 70,110    | 24,305,989 | 50.2  |

Table 13b: Distribution of members of households by age, sex and receipt group - COUNTRY - RURAL

| Age Group   | Sex | R E C E I P T G R O U P (BIRR) |    |           |     |             |     |             |     |             |     |             |      |             |      |  |  |
|-------------|-----|--------------------------------|----|-----------|-----|-------------|-----|-------------|-----|-------------|-----|-------------|------|-------------|------|--|--|
|             |     | Below 600                      |    | 600 - 999 |     | 1000 - 1399 |     | 1400 - 1999 |     | 2000 - 2599 |     | 2600 - 3399 |      | 3400 - 4199 |      |  |  |
|             |     | No.                            | %  | No.       | %   | No.         | %   | No.         | %   | No.         | %   | No.         | %    | No.         | %    |  |  |
| 0 - 9       | M+F | 41,537                         | .1 | 235,307   | .5  | 492,774     | 1.0 | 1,012,324   | 2.1 | 1,601,179   | 3.3 | 2,543,957   | 5.3  | 2,466,082   | 5.1  |  |  |
|             | M   | 16,881                         | -  | 135,342   | .3  | 228,898     | .5  | 508,612     | 1.1 | 796,032     | 1.6 | 1,288,587   | 2.7  | 1,262,336   | 2.6  |  |  |
|             | F   | 24,656                         | .1 | 99,965    | .2  | 263,876     | .5  | 503,712     | 1.0 | 805,147     | 1.7 | 1,255,370   | 2.6  | 1,203,746   | 2.5  |  |  |
| 10 - 14     | M+F | 18,078                         | -  | 70,969    | .1  | 104,304     | .2  | 339,826     | .7  | 562,852     | 1.2 | 907,401     | 1.9  | 932,539     | 1.9  |  |  |
|             | M   | 5,902                          | -  | 22,097    | -   | 56,918      | .1  | 163,800     | .3  | 299,758     | .6  | 467,316     | 1.0  | 495,710     | 1.0  |  |  |
|             | F   | 12,176                         | -  | 48,872    | .1  | 47,386      | .1  | 176,026     | .4  | 263,094     | .5  | 440,085     | .9   | 436,829     | .9   |  |  |
| 15 - 19     | M+F | 14,014                         | -  | 66,285    | .1  | 115,600     | .2  | 318,292     | .7  | 427,957     | .9  | 734,294     | 1.5  | 702,215     | 1.5  |  |  |
|             | M   | 6,604                          | -  | 23,268    | -   | 48,794      | .1  | 144,969     | .3  | 182,283     | .4  | 341,205     | .7   | 356,528     | .7   |  |  |
|             | F   | 7,410                          | -  | 43,017    | .1  | 66,806      | .1  | 173,323     | .4  | 245,674     | .5  | 393,089     | .8   | 345,687     | .7   |  |  |
| 20 - 24     | M+F | 13,927                         | -  | 52,872    | .1  | 93,220      | .2  | 274,129     | .6  | 383,771     | .8  | 530,713     | 1.1  | 513,399     | 1.1  |  |  |
|             | M   | 6,124                          | -  | 25,365    | .1  | 44,637      | .1  | 103,128     | .2  | 133,053     | .3  | 207,472     | .4   | 232,896     | .5   |  |  |
|             | F   | 7,803                          | -  | 27,507    | .1  | 48,583      | .1  | 171,001     | .4  | 250,718     | .5  | 323,241     | .7   | 280,503     | .6   |  |  |
| 25 - 29     | M+F | 6,369                          | -  | 55,369    | .1  | 158,561     | .3  | 302,659     | .6  | 397,044     | .8  | 559,251     | 1.2  | 478,353     | 1.0  |  |  |
|             | M   | 1,888                          | -  | 18,987    | -   | 48,332      | .1  | 150,684     | .3  | 202,129     | .4  | 262,135     | .5   | 212,883     | .4   |  |  |
|             | F   | 4,481                          | -  | 36,382    | .1  | 110,229     | .2  | 151,975     | .3  | 194,915     | .4  | 297,116     | .6   | 265,470     | .5   |  |  |
| 30 - 34     | M+F | 7,776                          | -  | 45,267    | .1  | 92,366      | .2  | 207,805     | .4  | 243,821     | .5  | 333,033     | .7   | 347,461     | .7   |  |  |
|             | M   | 1,365                          | -  | 15,656    | -   | 50,321      | .1  | 109,575     | .2  | 99,649      | .2  | 142,414     | .3   | 155,531     | .3   |  |  |
|             | F   | 6,411                          | -  | 29,611    | .1  | 42,045      | .1  | 98,230      | .2  | 144,172     | .3  | 190,619     | .4   | 191,930     | .4   |  |  |
| 35 - 39     | M+F | 12,952                         | -  | 38,861    | .1  | 93,684      | .2  | 130,673     | .3  | 265,442     | .5  | 401,722     | .8   | 383,010     | .8   |  |  |
|             | M   | 4,964                          | -  | 13,135    | -   | 39,989      | .1  | 64,007      | .1  | 140,283     | .3  | 171,545     | .4   | 166,274     | .3   |  |  |
|             | F   | 7,988                          | -  | 25,726    | .1  | 53,695      | .1  | 66,666      | .1  | 125,159     | .3  | 230,177     | .5   | 216,736     | .4   |  |  |
| 40 - 44     | M+F | 8,242                          | -  | 39,980    | .1  | 44,918      | .1  | 130,216     | .3  | 171,229     | .4  | 290,620     | .6   | 253,919     | .5   |  |  |
|             | M   | 4,018                          | -  | 8,622     | -   | 22,638      | -   | 62,517      | .1  | 79,233      | .2  | 136,353     | .3   | 110,287     | .2   |  |  |
|             | F   | 4,224                          | -  | 31,358    | .1  | 22,280      | -   | 67,699      | .1  | 91,996      | .2  | 154,267     | .3   | 143,632     | .3   |  |  |
| 45 - 49     | M+F | 12,278                         | -  | 29,161    | .1  | 45,047      | .1  | 97,615      | .2  | 116,889     | .2  | 230,419     | .5   | 263,214     | .5   |  |  |
|             | M   | 2,928                          | -  | 12,734    | -   | 18,428      | -   | 36,733      | .1  | 63,507      | .1  | 128,004     | .3   | 149,377     | .3   |  |  |
|             | F   | 9,350                          | -  | 16,427    | -   | 26,619      | .1  | 60,882      | .1  | 53,382      | .1  | 102,415     | .2   | 113,837     | .2   |  |  |
| 50 - 54     | M+F | 11,156                         | -  | 22,934    | -   | 43,314      | .1  | 87,982      | .2  | 95,823      | .2  | 179,615     | .4   | 187,435     | .4   |  |  |
|             | M   | 107                            | -  | 3,088     | -   | 7,049       | -   | 26,895      | .1  | 33,152      | .1  | 76,247      | .2   | 96,208      | .2   |  |  |
|             | F   | 11,049                         | -  | 19,846    | -   | 36,265      | .1  | 61,087      | .1  | 62,671      | .1  | 103,368     | .2   | 91,227      | .2   |  |  |
| 55 - 59     | M+F | 1,968                          | -  | 15,407    | -   | 38,110      | .1  | 97,171      | .2  | 77,785      | .2  | 153,333     | .3   | 144,793     | .3   |  |  |
|             | M   | 1,350                          | -  | 1,151     | -   | 5,780       | -   | 36,470      | .1  | 30,335      | .1  | 63,539      | .1   | 69,130      | .1   |  |  |
|             | F   | 618                            | -  | 14,256    | -   | 32,330      | .1  | 60,701      | .1  | 47,450      | .1  | 89,794      | .2   | 75,663      | .2   |  |  |
| 60 - 64     | M+F | 9,578                          | -  | 37,148    | .1  | 37,999      | .1  | 100,246     | .2  | 78,146      | .2  | 166,599     | .3   | 125,602     | .3   |  |  |
|             | M   | 529                            | -  | 11,494    | -   | 13,693      | -   | 36,081      | .1  | 22,685      | -   | 86,350      | .2   | 83,209      | .2   |  |  |
|             | F   | 9,049                          | -  | 25,654    | .1  | 24,306      | .1  | 64,165      | .1  | 55,461      | .1  | 80,249      | .2   | 42,393      | .1   |  |  |
| 65 and over | M+F | 24,565                         | .1 | 68,451    | .1  | 78,257      | .2  | 182,278     | .4  | 194,313     | .4  | 226,978     | .5   | 164,790     | .3   |  |  |
|             | M   | 3,707                          | -  | 32,731    | .1  | 33,970      | .1  | 75,768      | .2  | 110,174     | .2  | 146,112     | .3   | 103,525     | .2   |  |  |
|             | F   | 20,858                         | -  | 35,720    | .1  | 44,287      | .1  | 106,510     | .2  | 84,139      | .2  | 80,866      | .2   | 61,265      | .1   |  |  |
| T o t a l   | M+  | 182,440                        | .4 | 778,011   | 1.6 | 1,438,154   | 3.0 | 3,281,216   | 6.8 | 4,616,251   | 9.5 | 7,257,935   | 15.0 | 6,962,812   | 14.4 |  |  |
|             | M   | 56,367                         | .1 | 323,670   | .7  | 619,447     | 1.3 | 1,519,239   | 3.1 | 2,192,273   | 4.5 | 3,517,279   | 7.3  | 3,493,894   | 7.2  |  |  |
|             | F   | 126,073                        | .3 | 454,341   | .9  | 818,707     | 1.7 | 1,761,977   | 3.6 | 2,423,978   | 5.0 | 3,740,656   | 7.7  | 3,468,918   | 7.2  |  |  |

Table 13b: (Contd.) Distribution of members of households by age, sex and receipt group - COUNTRY - RURAL

| Age Group   | Sex | R E C E I P T G R O U P (BIRR) |                      |                      |                       |                        |                        |                         |     |         |     |         |    |         |    | T o t a l  |       |
|-------------|-----|--------------------------------|----------------------|----------------------|-----------------------|------------------------|------------------------|-------------------------|-----|---------|-----|---------|----|---------|----|------------|-------|
|             |     | 4200 - 5399<br>No. %           | 5400 - 6599<br>No. % | 6600 - 8999<br>No. % | 9000 - 12599<br>No. % | 12600 - 16199<br>No. % | 16200 - 19999<br>No. % | 20000 and over<br>No. % | No. | %       |     |         |    |         |    |            |       |
| 0- 9        | M+F | 3,020,645                      | 6.2                  | 1,860,419            | 3.8                   | 2,174,851              | 4.5                    | 984,616                 | 2.0 | 286,742 | .6  | 100,084 | .2 | 49,955  | .1 | 16,870,472 | 34.9  |
|             | M   | 1,491,250                      | 3.1                  | 983,982              | 2.0                   | 1,163,894              | 2.4                    | 541,707                 | 1.1 | 144,919 | .3  | 54,663  | .1 | 20,013  | -  | 8,637,116  | 17.9  |
|             | F   | 1,529,395                      | 3.2                  | 876,437              | 1.8                   | 1,010,957              | 2.1                    | 442,909                 | .9  | 141,823 | .3  | 45,421  | .1 | 29,942  | .1 | 8,233,356  | 17.0  |
| 10-14       | M+F | 1,127,257                      | 2.3                  | 744,923              | 1.5                   | 1,018,634              | 2.1                    | 482,680                 | 1.0 | 133,290 | .3  | 41,721  | .1 | 16,472  | -  | 6,500,946  | 13.4  |
|             | M   | 577,110                        | 1.2                  | 375,674              | .8                    | 507,644                | 1.0                    | 238,967                 | .5  | 72,971  | .2  | 26,139  | .1 | 9,458   | -  | 3,319,464  | 6.9   |
|             | F   | 550,147                        | 1.1                  | 369,249              | .8                    | 510,990                | 1.1                    | 243,713                 | .5  | 60,319  | .1  | 15,582  | -  | 7,014   | -  | 3,181,482  | 6.6   |
| 15-19       | M+F | 861,384                        | 1.8                  | 635,332              | 1.3                   | 756,241                | 1.6                    | 355,916                 | .7  | 132,056 | .3  | 56,928  | .1 | 20,742  | -  | 5,197,256  | 10.7  |
|             | M   | 486,266                        | 1.0                  | 355,510              | .7                    | 426,346                | .9                     | 199,319                 | .4  | 76,309  | .2  | 36,826  | .1 | 10,288  | -  | 2,694,515  | 5.6   |
|             | F   | 375,118                        | .8                   | 279,822              | .6                    | 329,895                | .7                     | 156,597                 | .3  | 55,747  | .1  | 20,102  | -  | 10,454  | -  | 2,502,741  | 5.2   |
| 20-24       | M+F | 588,830                        | 1.2                  | 333,672              | .7                    | 381,241                | .8                     | 192,000                 | .4  | 42,863  | .1  | 21,843  | -  | 5,079   | -  | 3,427,559  | 7.1   |
|             | M   | 294,870                        | .6                   | 178,318              | .4                    | 203,634                | .4                     | 117,202                 | .2  | 21,993  | -   | 6,744   | -  | 3,628   | -  | 1,579,064  | 3.3   |
|             | F   | 293,960                        | .6                   | 155,354              | .3                    | 177,607                | .4                     | 74,798                  | .2  | 20,870  | -   | 15,099  | -  | 1,451   | -  | 1,848,495  | 3.8   |
| 25-29       | M+F | 577,065                        | 1.2                  | 305,787              | .6                    | 347,698                | .7                     | 119,988                 | .2  | 24,526  | .1  | 15,961  | -  | 9,432   | -  | 3,358,063  | 6.9   |
|             | M   | 223,687                        | .5                   | 140,444              | .3                    | 150,091                | .3                     | 41,486                  | .1  | 14,916  | -   | 13,130  | -  | 7,368   | -  | 1,488,160  | 3.1   |
|             | F   | 353,378                        | .7                   | 165,343              | .3                    | 197,607                | .4                     | 78,502                  | .2  | 9,610   | -   | 2,831   | -  | 2,064   | -  | 1,869,903  | 3.9   |
| 30-34       | M+F | 463,582                        | 1.0                  | 201,833              | .4                    | 279,524                | .6                     | 112,859                 | .2  | 24,628  | .1  | 7,887   | -  | 9,011   | -  | 2,376,853  | 4.9   |
|             | M   | 224,235                        | .5                   | 97,211               | .2                    | 117,938                | .2                     | 55,490                  | .1  | 7,094   | -   | 6,126   | -  | 2,339   | -  | 1,084,944  | 2.2   |
|             | F   | 239,347                        | .5                   | 104,622              | .2                    | 161,586                | .3                     | 57,369                  | .1  | 17,534  | -   | 1,761   | -  | 6,672   | -  | 1,291,909  | 2.7   |
| 35-39       | M+F | 340,063                        | .7                   | 255,057              | .5                    | 334,947                | .7                     | 158,028                 | .3  | 52,582  | .1  | 12,651  | -  | 5,913   | -  | 2,485,585  | 5.1   |
|             | M   | 157,890                        | .3                   | 86,532               | .2                    | 132,538                | .3                     | 63,990                  | .1  | 11,023  | -   | 3,109   | -  | 1,526   | -  | 1,056,805  | 2.2   |
|             | F   | 182,173                        | .4                   | 168,525              | .3                    | 202,409                | .4                     | 94,038                  | .2  | 41,559  | .1  | 9,542   | -  | 4,387   | -  | 1,428,780  | 3.0   |
| 40-44       | M+F | 349,118                        | .7                   | 221,246              | .5                    | 256,098                | .5                     | 95,334                  | .2  | 34,644  | .1  | 7,374   | -  | 12,099  | -  | 1,915,037  | 4.0   |
|             | M   | 155,806                        | .3                   | 105,481              | .2                    | 152,102                | .3                     | 44,426                  | .1  | 18,918  | -   | 26      | -  | 7,722   | -  | 908,149    | 1.9   |
|             | F   | 193,312                        | .4                   | 115,765              | .2                    | 103,996                | .2                     | 50,908                  | .1  | 15,726  | -   | 7,348   | -  | 4,377   | -  | 1,006,888  | 2.1   |
| 45-49       | M+F | 274,372                        | .6                   | 212,938              | .4                    | 201,738                | .4                     | 98,778                  | .2  | 35,103  | .1  | 15,589  | -  | 5,504   | -  | 1,638,645  | 3.4   |
|             | M   | 154,933                        | .3                   | 111,674              | .2                    | 113,349                | .2                     | 55,871                  | .1  | 26,839  | .1  | 10,780  | -  | 3,281   | -  | 888,438    | 1.8   |
|             | F   | 119,439                        | .2                   | 101,264              | .2                    | 88,389                 | .2                     | 42,907                  | .1  | 8,264   | -   | 4,809   | -  | 2,223   | -  | 750,207    | 1.6   |
| 50-54       | M+F | 203,360                        | .4                   | 112,734              | .2                    | 150,418                | .3                     | 90,646                  | .2  | 20,787  | -   | 16,408  | -  | 3,145   | -  | 1,225,757  | 2.5   |
|             | M   | 115,286                        | .2                   | 54,891               | .1                    | 79,277                 | .2                     | 55,863                  | .1  | 14,075  | -   | 11,127  | -  | 1,741   | -  | 575,006    | 1.2   |
|             | F   | 88,074                         | .2                   | 57,843               | .1                    | 71,141                 | .1                     | 34,783                  | .1  | 6,712   | -   | 5,281   | -  | 1,404   | -  | 650,751    | 1.3   |
| 55-59       | M+F | 152,388                        | .3                   | 100,958              | .2                    | 110,534                | .2                     | 53,440                  | .1  | 18,057  | -   | 2,788   | -  | 1,242   | -  | 967,974    | 2.0   |
|             | M   | 86,560                         | .2                   | 68,958               | .1                    | 84,613                 | .2                     | 41,718                  | .1  | 7,294   | -   | -       | -  | 1,222   | -  | 498,120    | 1.0   |
|             | F   | 65,828                         | .1                   | 32,000               | .1                    | 25,921                 | .1                     | 11,722                  | -   | 10,763  | -   | 2,788   | -  | 20      | -  | 469,854    | 1.0   |
| 60-64       | M+F | 143,203                        | .3                   | 78,513               | .2                    | 64,307                 | .1                     | 35,661                  | .1  | 3,241   | -   | 2,810   | -  | 40      | -  | 883,093    | 1.8   |
|             | M   | 89,574                         | .2                   | 54,696               | .1                    | 37,991                 | .1                     | 22,795                  | -   | 1,916   | -   | 2,810   | -  | -       | -  | 463,823    | 1.0   |
|             | F   | 53,629                         | .1                   | 23,817               | -                     | 26,316                 | .1                     | 12,866                  | -   | 1,325   | -   | -       | -  | 40      | -  | 419,270    | .9    |
| 65 and over | M+F | 186,068                        | .4                   | 160,674              | .3                    | 157,459                | .3                     | 50,285                  | .1  | 24,426  | .1  | 13,410  | -  | 168     | -  | 1,532,122  | 3.2   |
|             | M   | 114,216                        | .2                   | 94,997               | .2                    | 106,800                | .2                     | 33,702                  | .1  | 14,281  | -   | 9,673   | -  | 108     | -  | 879,764    | 1.8   |
|             | F   | 71,852                         | .1                   | 65,677               | .1                    | 50,659                 | .1                     | 16,583                  | -   | 10,145  | -   | 3,737   | -  | 60      | -  | 652,358    | 1.3   |
| Total       | M+F | 8,287,335                      | 17.1                 | 5,224,086            | 10.8                  | 6,233,690              | 12.9                   | 2,830,231               | 5.9 | 832,945 | 1.7 | 315,454 | .7 | 138,802 | .3 | 48,379,362 | 100.0 |
|             | M   | 4,171,683                      | 8.6                  | 2,708,368            | 5.6                   | 3,276,217              | 6.8                    | 1,512,536               | 3.1 | 432,548 | .9  | 181,153 | .4 | 68,694  | .1 | 24,073,368 | 49.8  |
|             | F   | 4,115,652                      | 8.5                  | 2,515,718            | 5.2                   | 2,957,473              | 6.1                    | 1,317,695               | 2.7 | 400,397 | .8  | 134,301 | .3 | 70,108  | .1 | 24,305,994 | 50.2  |



Table 14b: Distribution of households by income and domestic expenditure group - COUNTRY - RURAL

| Domestic<br>Expenditure<br>Group (Birr) | I N C O M E     G R O U P (BIRR) |     |                        |     |                          |     |                          |      |                          |      |                          |      |                          |      |
|---|----------------------------------|-----|------------------------|-----|--------------------------|-----|--------------------------|------|--------------------------|------|--------------------------|------|--------------------------|------|
|   | Below 600<br>No.     %           |     | 600 - 999<br>No.     % |     | 1000 - 1399<br>No.     % |     | 1400 - 1999<br>No.     % |      | 2000 - 2599<br>No.     % |      | 2600 - 3399<br>No.     % |      | 3400 - 4199<br>No.     % |      |
| Below 600                               | 12,465                           | .1  | 303                    | -   | -                        | -   | -                        | -    | -                        | -    | -                        | -    | -                        | -    |
| 600 - 999                               | 43,159                           | .4  | 32,113                 | .3  | -                        | -   | -                        | -    | 1,013                    | -    | -                        | -    | -                        | -    |
| 1000 - 1399                             | 37,147                           | .4  | 99,988                 | 1.0 | 31,498                   | .3  | 10,489                   | .1   | 2,990                    | -    | 1,986                    | -    | -                        | -    |
| 1400 - 1999                             | 59,504                           | .6  | 123,220                | 1.3 | 169,024                  | 1.7 | 120,714                  | 1.2  | 20,926                   | .2   | 11,063                   | .1   | 3,063                    | -    |
| 2000 - 2599                             | 34,619                           | .4  | 97,390                 | 1.0 | 172,122                  | 1.8 | 307,815                  | 3.1  | 151,606                  | 1.5  | 46,105                   | .5   | 20,019                   | .2   |
| 2600 - 3399                             | 21,847                           | .2  | 68,197                 | .7  | 95,004                   | 1.0 | 341,825                  | 3.5  | 448,436                  | 4.6  | 328,383                  | 3.4  | 93,809                   | 1.0  |
| 3400 - 4199                             | 4,089                            | -   | 26,978                 | .3  | 44,011                   | .4  | 126,778                  | 1.3  | 303,512                  | 3.1  | 560,442                  | 5.7  | 320,982                  | 3.3  |
| 4200 - 5399                             | 8,827                            | .1  | 9,581                  | .1  | 15,200                   | .2  | 65,395                   | .7   | 155,313                  | 1.6  | 400,582                  | 4.1  | 598,144                  | 6.1  |
| 5400 - 6599                             | 9,445                            | .1  | 4,395                  | -   | 4,787                    | -   | 16,359                   | .2   | 21,533                   | .2   | 113,575                  | 1.2  | 214,750                  | 2.2  |
| 6600 - 8999                             | 1,170                            | -   | 217                    | -   | 652                      | -   | 2,474                    | -    | 18,251                   | .2   | 71,686                   | .7   | 74,238                   | .8   |
| 9000 - 12599                            | -                                | -   | 70                     | -   | -                        | -   | 813                      | -    | 238                      | -    | 16,111                   | .2   | 15,347                   | .2   |
| 12600 - 16199                           | -                                | -   | -                      | -   | -                        | -   | 1,875                    | -    | 5,387                    | .1   | 4,195                    | -    | 8,965                    | .1   |
| 16200 - 19999                           | -                                | -   | -                      | -   | -                        | -   | -                        | -    | -                        | -    | 1,851                    | -    | 26                       | -    |
| 20000 and over                          | 2,197                            | -   | -                      | -   | 7                        | -   | -                        | -    | -                        | -    | 3,225                    | -    | 2,258                    | -    |
| T o t a l                               | 234,469                          | 2.4 | 462,452                | 4.7 | 532,305                  | 5.4 | 994,537                  | 10.1 | 1,129,205                | 11.5 | 1,559,204                | 15.9 | 1,351,601                | 13.8 |

Table 14b: (Contd.) Distribution of households by income and domestic expenditure group - COUNTRY - RURAL

| Domestic<br>Expenditure<br>Group (Birr) | I N C O M E    G R O U P (BIRR) |      |                         |     |                         |     |                          |     |                           |    |                          |    |                            |    | T o t a l<br>No.    % |       |
|---|---------------------------------|------|-------------------------|-----|-------------------------|-----|--------------------------|-----|---------------------------|----|--------------------------|----|----------------------------|----|-----------------------|-------|
|   | 4200 - 5399<br>No.    %         |      | 5400 - 6599<br>No.    % |     | 6600 - 8999<br>No.    % |     | 9000 - 12599<br>No.    % |     | 12600 - 16199<br>No.    % |    | 16200 -19999<br>No.    % |    | 20000 and over<br>No.    % |    |                       |       |
| Below    600                            | -                               | -    | -                       | -   | -                       | -   | -                        | -   | -                         | -  | -                        | -  | -                          | -  | 12,768                | .1    |
| 600 -    999                            | -                               | -    | -                       | -   | -                       | -   | -                        | -   | -                         | -  | -                        | -  | -                          | -  | 76,285                | .8    |
| 1000 - 1399                             | -                               | -    | -                       | -   | -                       | -   | -                        | -   | -                         | -  | -                        | -  | -                          | -  | 184,098               | 1.9   |
| 1400 - 1999                             | 2,226                           | -    | 2,751                   | -   | -                       | -   | -                        | -   | -                         | -  | -                        | -  | -                          | -  | 512,491               | 5.2   |
| 2000 - 2599                             | 9,578                           | .1   | 1,598                   | -   | 4,341                   | -   | 1,627                    | -   | -                         | -  | -                        | -  | -                          | -  | 846,820               | 8.6   |
| 2600 - 3399                             | 29,739                          | .3   | 18,776                  | .2  | 13,350                  | .1  | 7,268                    | .1  | -                         | -  | -                        | -  | -                          | -  | 1,466,634             | 15.0  |
| 3400 - 4199                             | 100,165                         | 1.0  | 42,026                  | .4  | 22,931                  | .2  | 9,034                    | .1  | -                         | -  | -                        | -  | -                          | -  | 1,560,948             | 15.9  |
| 4200 - 5399                             | 455,389                         | 4.6  | 114,745                 | 1.2 | 51,901                  | .5  | 11,789                   | .1  | 2,977                     | -  | -                        | -  | -                          | -  | 1,889,843             | 19.3  |
| 5400 - 6599                             | 475,032                         | 4.8  | 218,054                 | 2.2 | 114,372                 | 1.2 | 43,195                   | .4  | 6,773                     | .1 | -                        | -  | -                          | -  | 1,242,270             | 12.7  |
| 6600 - 8999                             | 235,629                         | 2.4  | 324,714                 | 3.3 | 348,151                 | 3.6 | 85,291                   | .9  | 6,894                     | .1 | 6,035                    | .1 | 27                         | -  | 1,175,429             | 12.0  |
| 9000 - 12599                            | 41,137                          | .4   | 84,925                  | .9  | 245,176                 | 2.5 | 127,937                  | 1.3 | 32,341                    | .3 | 8,675                    | .1 | 1,642                      | -  | 574,412               | 5.9   |
| 12600 - 16199                           | 12,092                          | .1   | 4,593                   | -   | 28,305                  | .3  | 61,356                   | .6  | 24,549                    | .3 | 9,915                    | .1 | -                          | -  | 161,232               | 1.6   |
| 16200 - 19999                           | 332                             | -    | -                       | -   | 10,576                  | .1  | 11,718                   | .1  | 8,421                     | .1 | 7,960                    | .1 | 1,657                      | -  | 42,541                | .4    |
| 20000 and over                          | 7,598                           | .1   | 36                      | -   | 7,092                   | .1  | 10,756                   | .1  | 3,371                     | -  | 5,529                    | .1 | 13,685                     | .1 | 55,754                | .6    |
| T o t a l                               | 1,368,917                       | 14.0 | 812,218                 | 8.3 | 846,195                 | 8.6 | 369,971                  | 3.8 | 85,326                    | .9 | 38,114                   | .4 | 17,011                     | .2 | 9,801,525             | 100.0 |

Table 15b: Value of expenditure (i.e., all payments) by Expenditure Group - Country Rural

| Expenditure Item            |     | E X P E N D I T U R G R O U P (B I R R) |          |           |           |           |           |           |
|-----------------------------|-----|---|----------|-----------|-----------|-----------|-----------|-----------|
|                             |     | Below 600                               | 600- 999 | 1000-1399 | 1400-1999 | 2000-2599 | 2600-3399 | 3400-4199 |
| Total- All Items            | PHH | 450.59                                  | 884.38   | 1287.71   | 1930.70   | 2562.01   | 3330.32   | 4243.06   |
|                             | PP  | 410.43                                  | 696.62   | 783.21    | 910.43    | 921.57    | 987.61    | 1101.05   |
|                             | %   | 100.00                                  | 100.00   | 100.00    | 100.00    | 100.00    | 100.00    | 100.00    |
| FOOD                        | PHH | 311.47                                  | 593.77   | 828.12    | 1197.44   | 1618.57   | 2087.16   | 2603.74   |
|                             | PP  | 281.91                                  | 461.97   | 499.54    | 568.58    | 583.85    | 612.37    | 658.98    |
|                             | %   | 69.12                                   | 67.14    | 64.31     | 62.02     | 63.18     | 62.67     | 61.36     |
| Cereals Unmilled            | PHH | 51.13                                   | 59.10    | 62.74     | 112.98    | 154.37    | 172.49    | 226.80    |
|                             | PP  | 43.65                                   | 42.44    | 31.64     | 49.29     | 49.48     | 48.01     | 52.11     |
|                             | %   | 11.35                                   | 6.68     | 4.87      | 5.85      | 6.03      | 5.18      | 5.35      |
| Cereals Milled              | PHH | 132.30                                  | 255.30   | 420.19    | 518.40    | 680.13    | 816.26    | 1054.27   |
|                             | PP  | 118.59                                  | 202.32   | 259.64    | 230.85    | 243.02    | 237.63    | 262.37    |
|                             | %   | 29.36                                   | 28.87    | 32.63     | 26.85     | 26.55     | 24.51     | 24.85     |
| Pulses Unmilled             | PHH | 8.20                                    | 55.30    | 37.19     | 45.18     | 56.26     | 72.54     | 99.01     |
|                             | PP  | 7.43                                    | 50.33    | 16.67     | 21.96     | 20.99     | 22.17     | 24.31     |
|                             | %   | 1.82                                    | 6.25     | 2.89      | 2.34      | 2.20      | 2.18      | 2.33      |
| Pulses milled               | PHH | 12.38                                   | 42.52    | 57.70     | 86.03     | 122.17    | 142.04    | 172.60    |
|                             | PP  | 11.29                                   | 35.44    | 39.32     | 45.73     | 46.39     | 43.37     | 43.79     |
|                             | %   | 2.75                                    | 4.81     | 4.48      | 4.46      | 4.77      | 4.27      | 4.07      |
| Oil seed                    | PHH | .58                                     | 2.77     | 3.24      | 4.86      | 5.82      | 7.37      | 9.83      |
|                             | PP  | .32                                     | 2.09     | 2.16      | 2.79      | 2.13      | 2.29      | 2.40      |
|                             | %   | .13                                     | .31      | .25       | .25       | .23       | .22       | .23       |
| Cereal preparations         | PHH | -                                       | .04      | .09       | .17       | .70       | .69       | 1.17      |
|                             | PP  | -                                       | .04      | .04       | .09       | .60       | .27       | .78       |
|                             | %   | -                                       | -        | .01       | .01       | .03       | .02       | .03       |
| Bread & other prepared food | PHH | 4.55                                    | 4.72     | 6.39      | 8.42      | 11.34     | 12.81     | 18.17     |
|                             | PP  | 4.04                                    | 4.36     | 4.06      | 4.42      | 5.91      | 4.26      | 5.76      |
|                             | %   | 1.01                                    | .53      | .50       | .44       | .44       | .38       | .43       |
| Meat                        | PHH | -                                       | 6.10     | 4.63      | 18.91     | 29.58     | 53.79     | 59.77     |
|                             | PP  | -                                       | 6.10     | 3.17      | 11.84     | 14.68     | 18.70     | 17.95     |
|                             | %   | -                                       | .69      | .36       | .98       | 1.15      | 1.62      | 1.41      |
| Fish                        | PHH | -                                       | .13      | .09       | .51       | .42       | 1.57      | 1.59      |
|                             | PP  | -                                       | .13      | .08       | .45       | .12       | .48       | .41       |
|                             | %   | -                                       | .01      | .01       | .03       | .02       | .05       | .04       |
| Milk, Cheese and Egg        | PHH | .41                                     | 2.38     | 11.34     | 26.92     | 28.97     | 53.92     | 75.95     |
|                             | PP  | .41                                     | 1.06     | 5.54      | 12.18     | 9.91      | 15.26     | 20.11     |
|                             | %   | .09                                     | .27      | .88       | 1.39      | 1.13      | 1.62      | 1.79      |

Table 15b (Contd.): Value of expenditure (i.e., all payments) by Expenditure group - Country Rural

| Expenditure Item            | E X P E N D I T U R G R O U P (B I R R) |                              |                              |                               |                               |                               |                               | T o t a l                    |
|-----------------------------|---|------------------------------|------------------------------|-------------------------------|-------------------------------|-------------------------------|-------------------------------|------------------------------|
|                             | 4200-5399                               | 5400-6599                    | 6600-8999                    | 9000-12599                    | 12600-16199                   | 16200 -19999                  | 20,000 & over                 |                              |
| Total- All Items            | PHH 5374.80<br>PP 1186.60<br>% 100.00   | 6851.83<br>1359.14<br>100.00 | 8544.35<br>1516.34<br>100.00 | 11725.13<br>1855.67<br>100.00 | 16237.54<br>2447.34<br>100.00 | 19801.89<br>2837.96<br>100.00 | 31090.52<br>5056.25<br>100.00 | 5674.47<br>1244.00<br>100.00 |
| FOOD                        | PHH 3253.72<br>PP 707.44<br>% 60.54     | 3941.63<br>760.76<br>57.53   | 4904.79<br>840.22<br>57.40   | 6011.66<br>906.07<br>51.27    | 7178.97<br>1011.76<br>44.21   | 7996.08<br>1096.74<br>40.38   | 8226.40<br>1329.63<br>26.46   | 3217.02<br>705.75<br>56.69   |
| Cereals Unmilled            | PHH 260.39<br>PP 54.65<br>% 4.84        | 308.98<br>57.44<br>4.51      | 365.79<br>59.84<br>4.28      | 466.07<br>67.37<br>3.97       | 532.36<br>76.11<br>3.28       | 689.54<br>84.51<br>3.48       | 613.44<br>104.28<br>1.97      | 258.66<br>54.47<br>4.56      |
| Cereals Milled              | PHH 1320.78<br>PP 289.05<br>% 24.57     | 1556.41<br>299.49<br>22.72   | 1932.09<br>326.14<br>22.61   | 2252.31<br>331.16<br>19.21    | 2889.48<br>392.01<br>17.80    | 2974.65<br>418.06<br>15.02    | 2458.12<br>378.91<br>7.91     | 1276.00<br>279.64<br>22.49   |
| Pulses Unmilled             | PHH 117.46<br>PP 24.81<br>% 2.19        | 155.35<br>28.58<br>2.27      | 197.11<br>32.95<br>2.31      | 253.28<br>36.41<br>2.16       | 246.26<br>37.39<br>1.52       | 209.49<br>30.81<br>1.06       | 271.68<br>42.53<br>.87        | 122.31<br>26.35<br>2.16      |
| Pulses milled               | PHH 208.87<br>PP 47.09<br>% 3.89        | 246.91<br>47.94<br>3.60      | 318.18<br>55.11<br>3.72      | 389.21<br>58.32<br>3.32       | 561.29<br>80.49<br>3.46       | 547.57<br>72.29<br>2.77       | 616.82<br>99.17<br>1.98       | 212.88<br>48.28<br>3.75      |
| Oil seed                    | PHH 10.28<br>PP 2.34<br>% .19           | 10.21<br>1.94<br>.15         | 12.87<br>2.18<br>.15         | 9.87<br>1.31<br>.08           | 20.33<br>2.34<br>.13          | 19.41<br>2.23<br>.10          | 10.68<br>1.55<br>.03          | 9.39<br>2.20<br>.17          |
| Cereal preparations         | PHH 1.16<br>PP .40<br>% .02             | 1.68<br>.49<br>.02           | 3.38<br>.75<br>.04           | 4.38<br>1.12<br>.04           | 6.91<br>1.29<br>.04           | 12.68<br>1.62<br>.06          | 7.10<br>1.15<br>.02           | 1.67<br>.55<br>.03           |
| Bread & other prepared food | PHH 12.92<br>PP 3.11<br>% .24           | 18.80<br>4.21<br>.27         | 17.91<br>3.98<br>.21         | 19.48<br>3.89<br>.17          | 24.15<br>4.71<br>.15          | 46.68<br>5.10<br>.24          | 16.09<br>2.76<br>.05          | 15.25<br>4.37<br>.27         |
| Meat                        | PHH 106.56<br>PP 24.67<br>% 1.98        | 150.77<br>30.46<br>2.20      | 241.97<br>46.10<br>2.83      | 327.65<br>50.10<br>2.79       | 470.68<br>67.50<br>2.90       | 732.00<br>102.82<br>3.70      | 760.94<br>117.45<br>2.45      | 124.37<br>26.96<br>2.19      |
| Fish                        | PHH 2.16<br>PP .50<br>% .04             | 2.08<br>.37<br>.03           | 1.11<br>.19<br>.01           | 2.64<br>.40<br>.02            | -<br>-<br>-                   | 6.22<br>.62<br>.03            | 4.01<br>.67<br>.01            | 1.57<br>.37<br>.03           |
| Milk, Cheese and Egg        | PHH 101.97<br>PP 21.68<br>% 1.90        | 138.14<br>26.85<br>2.02      | 176.08<br>29.55<br>2.06      | 270.19<br>42.00<br>2.30       | 369.10<br>55.65<br>2.27       | 276.35<br>33.33<br>1.40       | 1450.44<br>259.55<br>4.67     | 113.95<br>23.21<br>2.01      |

Table 15b: Value of expenditure (i.e., all payments) by Expenditure Group - Country Rural

| Expenditure Item                     | E X P E N D I T U R G R O U P (B I R R) |           |          |           |           |           |           |           |
|--------------------------------------|---|-----------|----------|-----------|-----------|-----------|-----------|-----------|
|                                      |   | Below 600 | 600- 999 | 1000-1399 | 1400-1999 | 2000-2599 | 2600-3399 | 3400-4199 |
| Oils and Fats                        | PHH                                     | -         | 1.86     | 4.54      | 10.03     | 18.31     | 31.37     | 51.89     |
|                                      | PP                                      | -         | 1.19     | 3.29      | 6.21      | 8.60      | 10.35     | 16.32     |
|                                      | %                                       | -         | .21      | .35       | .52       | .71       | .94       | 1.22      |
| Vegetables                           | PHH                                     | 20.39     | 34.51    | 31.94     | 54.60     | 71.74     | 86.20     | 103.84    |
|                                      | PP                                      | 20.01     | 24.76    | 18.39     | 24.83     | 24.25     | 25.22     | 25.88     |
|                                      | %                                       | 4.52      | 3.90     | 2.48      | 2.83      | 2.80      | 2.59      | 2.45      |
| Fruits                               | PHH                                     | -         | .27      | 1.48      | .99       | 3.65      | 5.20      | 11.16     |
|                                      | PP                                      | -         | .27      | .83       | .57       | 1.51      | 1.44      | 4.09      |
|                                      | %                                       | -         | .03      | .11       | .05       | .14       | .16       | .26       |
| Spices                               | PHH                                     | 20.36     | 34.47    | 52.23     | 73.16     | 92.14     | 120.18    | 142.84    |
|                                      | PP                                      | 16.44     | 25.34    | 34.23     | 38.54     | 35.55     | 37.62     | 37.37     |
|                                      | %                                       | 4.52      | 3.90     | 4.06      | 3.79      | 3.60      | 3.61      | 3.37      |
| Potatoes, other tubers & stems       | PHH                                     | 33.75     | 50.13    | 64.46     | 142.08    | 207.08    | 324.66    | 338.84    |
|                                      | PP                                      | 33.48     | 31.45    | 33.84     | 70.55     | 69.20     | 89.06     | 82.84     |
|                                      | %                                       | 7.49      | 5.67     | 5.01      | 7.36      | 8.08      | 9.75      | 7.99      |
| Coffee, Tea, Chat & Buckthorn leaves | PHH                                     | 18.64     | 32.41    | 51.35     | 69.53     | 104.10    | 146.66    | 187.36    |
|                                      | PP                                      | 18.25     | 25.67    | 34.24     | 36.32     | 39.14     | 44.50     | 49.70     |
|                                      | %                                       | 4.14      | 3.66     | 3.99      | 3.60      | 4.06      | 4.40      | 4.42      |
| Other food items                     | PHH                                     | 8.79      | 11.77    | 18.53     | 24.65     | 31.79     | 39.41     | 48.65     |
|                                      | PP                                      | 8.01      | 8.96     | 12.37     | 11.96     | 12.39     | 11.74     | 12.79     |
|                                      | %                                       | 1.95      | 1.33     | 1.44      | 1.28      | 1.24      | 1.18      | 1.15      |
| BEVERAGES                            | PHH                                     | 7.85      | 1.26     | 1.85      | 1.99      | 3.55      | 4.56      | 7.28      |
|                                      | PP                                      | 6.41      | .57      | .81       | .80       | 1.06      | 1.31      | 1.76      |
|                                      | %                                       | 1.74      | .14      | .14       | .10       | .14       | .14       | .17       |
| Non-alcoholic                        | PHH                                     | -         | -        | .03       | .08       | .02       | .16       | .39       |
|                                      | PP                                      | -         | -        | .02       | .03       | .01       | .06       | .12       |
|                                      | %                                       | -         | -        | -         | -         | -         | -         | .01       |
| Alcoholic                            | PHH                                     | 7.85      | 1.26     | 1.82      | 1.91      | 3.53      | 4.40      | 6.89      |
|                                      | PP                                      | 6.41      | .57      | .79       | .77       | 1.05      | 1.25      | 1.64      |
|                                      | %                                       | 1.74      | .14      | .14       | .10       | .14       | .13       | .16       |
| CIGARETTES AND TOBACCO               | PHH                                     | .05       | .70      | 3.01      | 5.75      | 5.75      | 8.01      | 18.04     |
|                                      | PP                                      | .05       | .51      | 2.45      | 2.14      | 2.37      | 2.99      | 4.67      |
|                                      | %                                       | .01       | .08      | .23       | .30       | .22       | .24       | .43       |

Table 15b (Contd.): Value of expenditure (i.e., all payments) by Expenditure group - Country Rural

| Expenditure Item                     | E X P E N D I T U R G R O U P (B I R R) |           |           |           |            |             |              |               | T o t a l |
|--------------------------------------|---|-----------|-----------|-----------|------------|-------------|--------------|---------------|-----------|
|                                      |   | 4200-5399 | 5400-6599 | 6600-8999 | 9000-12599 | 12600-16199 | 16200 -19999 | 20,000 & over |           |
| Oils and Fats                        | PHH                                     | 74.81     | 107.11    | 156.57    | 222.45     | 288.90      | 423.30       | 422.86        | 83.97     |
|                                      | PP                                      | 18.39     | 22.69     | 29.39     | 35.59      | 42.24       | 51.73        | 69.98         | 18.64     |
|                                      | %                                       | 1.39      | 1.56      | 1.83      | 1.90       | 1.78        | 2.14         | 1.36          | 1.48      |
| Vegetables                           | PHH                                     | 117.71    | 143.62    | 163.97    | 203.54     | 265.85      | 252.04       | 202.93        | 118.49    |
|                                      | PP                                      | 26.17     | 27.77     | 28.32     | 31.74      | 35.63       | 33.31        | 33.29         | 26.60     |
|                                      | %                                       | 2.19      | 2.10      | 1.92      | 1.74       | 1.64        | 1.27         | .65           | 2.09      |
| Fruits                               | PHH                                     | 10.31     | 16.13     | 41.32     | 99.04      | 14.68       | 11.06        | 38.40         | 18.25     |
|                                      | PP                                      | 2.92      | 3.39      | 9.90      | 20.08      | 2.15        | 1.40         | 5.86          | 4.48      |
|                                      | %                                       | .19       | .24       | .48       | .84        | .09         | .06          | .12           | .32       |
| Spices                               | PHH                                     | 175.94    | 194.19    | 265.74    | 299.55     | 367.32      | 295.65       | 525.30        | 172.06    |
|                                      | PP                                      | 39.76     | 38.39     | 45.63     | 45.98      | 55.43       | 38.20        | 81.44         | 39.77     |
|                                      | %                                       | 3.27      | 2.83      | 3.11      | 2.55       | 2.26        | 1.49         | 1.69          | 3.03      |
| Potatoes, other tubers & stems       | PHH                                     | 437.34    | 533.19    | 559.10    | 684.00     | 486.92      | 637.39       | 363.87        | 401.39    |
|                                      | PP                                      | 87.45     | 99.21     | 90.70     | 102.85     | 66.94       | 88.70        | 56.54         | 85.26     |
|                                      | %                                       | 8.14      | 7.78      | 6.54      | 5.83       | 3.00        | 3.22         | 1.17          | 7.07      |
| Coffee, Tea, Chat & Buckthorn leaves | PHH                                     | 237.91    | 287.31    | 365.26    | 419.55     | 510.39      | 729.09       | 322.16        | 229.72    |
|                                      | PP                                      | 51.69     | 57.63     | 64.18     | 63.68      | 73.75       | 112.81       | 52.93         | 51.42     |
|                                      | %                                       | 4.43      | 4.19      | 4.27      | 3.58       | 3.14        | 3.68         | 1.04          | 4.05      |
| Other food items                     | PHH                                     | 57.14     | 70.76     | 86.34     | 88.46      | 124.35      | 132.95       | 141.55        | 57.08     |
|                                      | PP                                      | 12.76     | 13.89     | 15.30     | 14.06      | 18.12       | 19.19        | 21.59         | 13.19     |
|                                      | %                                       | 1.06      | 1.03      | 1.01      | .75        | .77         | .67          | .46           | 1.01      |
| BEVERAGES                            | PHH                                     | 12.82     | 15.94     | 26.63     | 68.84      | 24.66       | 360.52       | 22.20         | 16.13     |
|                                      | PP                                      | 2.83      | 3.24      | 6.10      | 11.88      | 3.31        | 40.30        | 2.83          | 3.26      |
|                                      | %                                       | .24       | .23       | .31       | .59        | .15         | 1.82         | .07           | .28       |
| Non-alcoholic                        | PHH                                     | 2.84      | 1.80      | 4.35      | 39.57      | 1.40        | 304.00       | 3.59          | 5.07      |
|                                      | PP                                      | .64       | .38       | 1.16      | 7.36       | .24         | 34.11        | .51           | .93       |
|                                      | %                                       | .05       | .03       | .05       | .34        | .01         | 1.54         | .01           | .09       |
| Alcoholic                            | PHH                                     | 9.99      | 14.14     | 22.29     | 29.27      | 23.25       | 56.52        | 18.60         | 11.05     |
|                                      | PP                                      | 2.18      | 2.86      | 4.93      | 4.52       | 3.07        | 6.20         | 2.32          | 2.34      |
|                                      | %                                       | .19       | .21       | .26       | .25        | .14         | .29          | .06           | .19       |
| CIGARETTES AND TOBACCO               | PHH                                     | 16.92     | 22.94     | 42.03     | 30.86      | 58.79       | 667.06       | 997.50        | 27.49     |
|                                      | PP                                      | 3.59      | 5.15      | 9.89      | 5.26       | 10.34       | 107.45       | 212.05        | 6.24      |
|                                      | %                                       | .31       | .33       | .49       | .26        | .36         | 3.37         | 3.21          | .48       |

Table 15b: Value of expenditure (i.e., all payments) by Expenditure Group - Country Rural

| Expenditure Item                    |     | E X P E N D I T U R G R O U P (B I R R) |          |           |           |           |           |           |
|-------------------------------------|-----|---|----------|-----------|-----------|-----------|-----------|-----------|
|                                     |     | Below 600                               | 600- 999 | 1000-1399 | 1400-1999 | 2000-2599 | 2600-3399 | 3400-4199 |
| Cigarettes                          | PHH | -                                       | -        | 1.58      | 2.10      | 2.05      | 4.17      | 9.06      |
|                                     | PP  | -                                       | -        | 1.58      | .79       | 1.26      | 1.85      | 2.48      |
|                                     | %   | -                                       | -        | .12       | .11       | .08       | .13       | .21       |
| Tobacco'                            | PHH | .05                                     | .70      | 1.43      | 3.65      | 3.70      | 3.84      | 8.98      |
|                                     | PP  | .05                                     | .51      | .87       | 1.35      | 1.11      | 1.14      | 2.19      |
|                                     | %   | .01                                     | .08      | .11       | .19       | .14       | .12       | .21       |
| FOOD & DRINKS TAKEN AWAY FROM HOME  | PHH | .03                                     | 37.20    | 17.85     | 10.67     | 14.09     | 16.67     | 25.58     |
|                                     | PP  | .03                                     | 34.69    | 11.13     | 5.59      | 5.70      | 5.34      | 10.23     |
|                                     | %   | .01                                     | 4.21     | 1.39      | .55       | .55       | .50       | .60       |
| Food & Drinks Taken Away From Home  | PHH | .03                                     | 37.20    | 17.85     | 10.67     | 14.09     | 16.67     | 25.58     |
|                                     | PP  | .03                                     | 34.69    | 11.13     | 5.59      | 5.70      | 5.34      | 10.23     |
|                                     | %   | .01                                     | 4.21     | 1.39      | .55       | .55       | .50       | .60       |
| CLOTHING & FOOTWEAR                 | PHH | 11.48                                   | 32.47    | 59.23     | 90.44     | 134.29    | 191.32    | 267.51    |
|                                     | PP  | 11.44                                   | 26.79    | 33.32     | 44.24     | 50.33     | 60.19     | 72.26     |
|                                     | %   | 2.55                                    | 3.67     | 4.60      | 4.68      | 5.24      | 5.74      | 6.30      |
| Cloths                              | PHH | .36                                     | 3.27     | 13.36     | 19.45     | 28.52     | 41.13     | 59.79     |
|                                     | PP  | .36                                     | 2.43     | 7.12      | 9.43      | 9.98      | 12.94     | 15.35     |
|                                     | %   | .08                                     | .37      | 1.04      | 1.01      | 1.11      | 1.23      | 1.41      |
| Ready made for adults               | PHH | 11.12                                   | 19.17    | 37.45     | 52.95     | 77.04     | 107.57    | 147.48    |
|                                     | PP  | 11.08                                   | 14.78    | 20.97     | 25.47     | 28.79     | 34.19     | 40.03     |
|                                     | %   | 2.47                                    | 2.17     | 2.91      | 2.74      | 3.01      | 3.23      | 3.48      |
| Readymade for children              | PHH | -                                       | 3.84     | 1.16      | 4.29      | 9.01      | 11.22     | 19.60     |
|                                     | PP  | -                                       | 3.84     | .39       | 2.35      | 3.36      | 2.97      | 4.78      |
|                                     | %   | -                                       | .43      | .09       | .22       | .35       | .34       | .46       |
| Headwear                            | PHH | -                                       | 2.07     | .05       | .13       | .29       | .24       | .63       |
|                                     | PP  | -                                       | 2.07     | .05       | .07       | .15       | .10       | .14       |
|                                     | %   | -                                       | .23      | -         | .01       | .01       | .01       | .01       |
| Footwear & repairs                  | PHH | -                                       | 4.11     | 7.21      | 13.62     | 19.43     | 31.16     | 40.01     |
|                                     | PP  | -                                       | 3.67     | 4.80      | 6.92      | 8.04      | 9.99      | 11.97     |
|                                     | %   | -                                       | .46      | .56       | .71       | .76       | .94       | .94       |
| RENT FUELS POWER WATER CONSTRUCTION | PHH | 93.65                                   | 147.21   | 258.12    | 344.26    | 421.18    | 526.26    | 642.84    |
|                                     | PP  | 84.98                                   | 117.50   | 160.47    | 165.84    | 154.90    | 159.39    | 167.15    |
|                                     | %   | 20.78                                   | 16.65    | 20.05     | 17.83     | 16.44     | 15.80     | 15.15     |
| House rent                          | PHH | 59.73                                   | 70.67    | 93.56     | 121.85    | 134.19    | 139.69    | 156.16    |
|                                     | PP  | 53.07                                   | 54.85    | 59.94     | 58.78     | 49.54     | 41.93     | 41.20     |
|                                     | %   | 13.26                                   | 7.99     | 7.27      | 6.31      | 5.24      | 4.19      | 3.68      |

Table 15b (Contd.): Value of expenditure (i.e., all payments) by Expenditure group - Country Rural

| Expenditure Item                    |     | E X P E N D I T U R G R O U P (B I R R) |           |           |            |             |              |               | T o t a l |
|-------------------------------------|-----|---|-----------|-----------|------------|-------------|--------------|---------------|-----------|
|                                     |     | 4200-5399                               | 5400-6599 | 6600-8999 | 9000-12599 | 12600-16199 | 16200 -19999 | 20,000 & over |           |
| Cigarettes                          | PHH | 7.46                                    | 15.07     | 33.40     | 23.88      | 54.29       | 661.18       | 994.44        | 20.55     |
|                                     | PP  | 1.71                                    | 3.44      | 8.53      | 4.25       | 9.78        | 106.38       | 211.61        | 4.72      |
|                                     | %   | .14                                     | .22       | .39       | .20        | .33         | 3.34         | 3.20          | .36       |
| Tobacco'                            | PHH | 9.46                                    | 7.87      | 8.63      | 6.98       | 4.51        | 5.87         | 3.06          | 6.93      |
|                                     | PP  | 1.89                                    | 1.70      | 1.36      | 1.02       | .56         | 1.07         | .44           | 1.52      |
|                                     | %   | .18                                     | .11       | .10       | .06        | .03         | .03          | .01           | .12       |
| FOOD & DRINKS TAKEN AWAY FROM HOME  | PHH | 28.96                                   | 38.79     | 61.38     | 97.75      | 133.60      | 76.19        | 107.57        | 35.70     |
|                                     | PP  | 7.21                                    | 8.90      | 12.65     | 15.99      | 17.23       | 12.51        | 18.89         | 9.11      |
|                                     | %   | .54                                     | .57       | .72       | .83        | .82         | .38          | .35           | .63       |
| Food & Drinks Taken Away From Home  | PHH | 28.96                                   | 38.79     | 61.38     | 97.75      | 133.60      | 76.19        | 107.57        | 35.70     |
|                                     | PP  | 7.21                                    | 8.90      | 12.65     | 15.99      | 17.23       | 12.51        | 18.89         | 9.11      |
|                                     | %   | .54                                     | .57       | .72       | .83        | .82         | .38          | .35           | .63       |
| CLOTHING & FOOTWEAR                 | PHH | 362.97                                  | 514.29    | 729.06    | 1233.20    | 1693.15     | 2624.56      | 2804.07       | 439.00    |
|                                     | PP  | 81.91                                   | 104.36    | 132.17    | 204.96     | 240.65      | 357.45       | 439.64        | 92.92     |
|                                     | %   | 6.75                                    | 7.51      | 8.53      | 10.52      | 10.43       | 13.25        | 9.02          | 7.74      |
| Cloths                              | PHH | 78.78                                   | 107.44    | 155.32    | 253.04     | 361.94      | 459.96       | 738.37        | 93.85     |
|                                     | PP  | 18.18                                   | 21.68     | 26.69     | 38.11      | 49.54       | 63.57        | 76.82         | 19.10     |
|                                     | %   | 1.47                                    | 1.57      | 1.82      | 2.16       | 2.23        | 2.32         | 2.37          | 1.65      |
| Ready made for adults               | PHH | 195.57                                  | 283.97    | 399.08    | 641.93     | 873.00      | 1464.40      | 1462.92       | 238.09    |
|                                     | PP  | 43.31                                   | 58.20     | 74.57     | 115.67     | 127.28      | 199.62       | 282.08        | 51.85     |
|                                     | %   | 3.64                                    | 4.14      | 4.67      | 5.47       | 5.38        | 7.40         | 4.71          | 4.20      |
| Readymade for children              | PHH | 27.92                                   | 32.58     | 52.43     | 109.58     | 106.43      | 154.36       | 153.80        | 31.37     |
|                                     | PP  | 6.20                                    | 6.09      | 8.73      | 15.89      | 12.87       | 16.61        | 19.29         | 5.99      |
|                                     | %   | .52                                     | .48       | .61       | .93        | .66         | .78          | .49           | .55       |
| Headwear                            | PHH | .36                                     | 1.24      | 1.41      | 2.82       | 1.21        | 7.05         | 6.81          | .84       |
|                                     | PP  | .07                                     | .26       | .26       | .46        | .22         | 2.35         | 1.18          | .20       |
|                                     | %   | .01                                     | .02       | .02       | .02        | .01         | .04          | .02           | .01       |
| Footwear & repairs                  | PHH | 60.34                                   | 89.05     | 120.82    | 225.83     | 350.58      | 538.79       | 442.17        | 74.86     |
|                                     | PP  | 14.15                                   | 18.14     | 21.93     | 34.83      | 50.73       | 75.31        | 60.28         | 15.78     |
|                                     | %   | 1.12                                    | 1.30      | 1.41      | 1.93       | 2.16        | 2.72         | 1.42          | 1.32      |
| RENT FUELS POWER WATER CONSTRUCTION | PHH | 763.76                                  | 925.42    | 1070.27   | 1423.55    | 1744.30     | 1505.07      | 3074.16       | 770.67    |
|                                     | PP  | 171.83                                  | 187.42    | 193.81    | 245.62     | 279.53      | 223.81       | 456.15        | 179.25    |
|                                     | %   | 14.21                                   | 13.51     | 12.53     | 12.14      | 10.74       | 7.60         | 9.89          | 13.58     |
| House rent                          | PHH | 175.45                                  | 212.86    | 223.57    | 286.45     | 327.13      | 449.36       | 649.88        | 181.56    |
|                                     | PP  | 39.51                                   | 42.00     | 39.48     | 48.78      | 47.55       | 62.87        | 104.20        | 43.99     |
|                                     | %   | 3.26                                    | 3.11      | 2.62      | 2.44       | 2.01        | 2.27         | 2.09          | 3.20      |



Table 15b: Value of expenditure (i.e., all payments) by Expenditure Group - Country Rural

| Expenditure Item                   |     | E X P E N D I T U R G R O U P (B I R R) |          |           |           |           |           |           |
|------------------------------------|-----|---|----------|-----------|-----------|-----------|-----------|-----------|
|                                    |     | Below 600                               | 600- 999 | 1000-1399 | 1400-1999 | 2000-2599 | 2600-3399 | 3400-4199 |
| Construction Materials             | PHH | .58                                     | 1.72     | 4.31      | 8.58      | 6.85      | 12.78     | 13.30     |
|                                    | PP  | .58                                     | 1.46     | 2.45      | 4.91      | 2.30      | 3.83      | 3.69      |
|                                    | %   | .13                                     | .19      | .33       | .44       | .27       | .38       | .31       |
| Water charge/Imputed               | PHH | 13.26                                   | 13.04    | 25.77     | 34.00     | 43.47     | 56.20     | 67.25     |
|                                    | PP  | 11.72                                   | 10.05    | 15.27     | 15.42     | 14.97     | 15.85     | 16.43     |
|                                    | %   | 2.94                                    | 1.47     | 2.00      | 1.76      | 1.70      | 1.69      | 1.58      |
| Fuel & Power                       | PHH | 20.09                                   | 61.79    | 134.49    | 179.84    | 236.67    | 317.59    | 406.14    |
|                                    | PP  | 19.62                                   | 51.13    | 82.82     | 86.74     | 88.09     | 97.77     | 105.83    |
|                                    | %   | 4.46                                    | 6.99     | 10.44     | 9.31      | 9.24      | 9.54      | 9.57      |
| FURNITURE,FURNISHINGS HH.EQUIPMENT | PHH | 4.26                                    | 18.62    | 28.51     | 50.43     | 60.62     | 90.14     | 118.98    |
|                                    | PP  | 3.81                                    | 14.67    | 19.11     | 25.99     | 23.84     | 28.80     | 32.74     |
|                                    | %   | .94                                     | 2.11     | 2.21      | 2.61      | 2.37      | 2.71      | 2.80      |
| Furniture, fixture....             | PHH | -                                       | .05      | .50       | .82       | 1.15      | 2.29      | 4.33      |
|                                    | PP  | -                                       | .05      | .39       | .43       | .41       | .93       | 1.46      |
|                                    | %   | -                                       | .01      | .04       | .04       | .05       | .07       | .10       |
| Furnishings & repairs              | PHH | -                                       | 1.74     | 3.57      | 7.51      | 6.66      | 12.49     | 19.21     |
|                                    | PP  | -                                       | 1.20     | 2.60      | 4.32      | 2.87      | 4.11      | 5.62      |
|                                    | %   | -                                       | .20      | .28       | .39       | .26       | .37       | .45       |
| Heating & Cooking appliances       | PHH | .09                                     | .05      | .02       | .19       | .66       | .41       | .63       |
|                                    | PP  | .09                                     | .05      | .01       | .08       | .26       | .11       | .17       |
|                                    | %   | .02                                     | .01      | -         | .01       | .03       | .01       | .01       |
| Wooden ware                        | PHH | -                                       | -        | .44       | .63       | .59       | .95       | 2.07      |
|                                    | PP  | -                                       | -        | .34       | .22       | .21       | .29       | .54       |
|                                    | %   | -                                       | -        | .03       | .03       | .02       | .03       | .05       |
| Earthenware                        | PHH | 1.57                                    | 4.02     | 4.68      | 8.48      | 10.20     | 16.11     | 18.57     |
|                                    | PP  | 1.23                                    | 2.75     | 2.93      | 4.64      | 3.86      | 5.31      | 4.65      |
|                                    | %   | .35                                     | .45      | .36       | .44       | .40       | .48       | .44       |
| Straw & Bamboo                     | PHH | -                                       | 1.23     | 1.95      | 3.18      | 2.00      | 4.15      | 4.73      |
|                                    | PP  | -                                       | 1.18     | 1.46      | 1.67      | .87       | 1.29      | 1.21      |
|                                    | %   | -                                       | .14      | .15       | .16       | .08       | .12       | .11       |
| Metalware                          | PHH | -                                       | 1.41     | 2.73      | 4.61      | 3.51      | 7.82      | 10.84     |
|                                    | PP  | -                                       | 1.41     | 1.71      | 1.84      | 1.23      | 2.43      | 3.11      |
|                                    | %   | -                                       | .16      | .21       | .24       | .14       | .23       | .26       |

Table 15b (Contd.): Value of expenditure (i.e., all payments) by Expenditure group - Country Rural

| Expenditure Item                    | E X P E N D I T U R E G R O U P (B I R R) |           |           |           |            |             |              |               | T o t a l |
|-------------------------------------|---|-----------|-----------|-----------|------------|-------------|--------------|---------------|-----------|
|                                     |   | 4200-5399 | 5400-6599 | 6600-8999 | 9000-12599 | 12600-16199 | 16200 -19999 | 20,000 & over |           |
| Construction Materials              | PHH                                       | 25.43     | 39.99     | 59.08     | 203.11     | 401.48      | 157.98       | 748.27        | 45.67     |
|                                     | PP  | 5.98      | 8.65      | 10.24     | 43.50      | 87.95       | 30.74        | 101.72        | 9.86      |
|                                     | %   | .47       | .58       | .69       | 1.73       | 2.47        | .80          | 2.41          | .80       |
| Water charge/Imputed                | PHH                                       | 76.37     | 90.65     | 104.10    | 127.94     | 180.25      | 157.01       | 127.82        | 75.83     |
|                                     | PP  | 16.57     | 17.72     | 17.66     | 19.18      | 29.61       | 20.72        | 20.56         | 16.85     |
|                                     | %   | 1.42      | 1.32      | 1.22      | 1.09       | 1.11        | .79          | .41           | 1.34      |
| Fuel & Power                        | PHH                                       | 486.51    | 581.92    | 683.52    | 806.06     | 835.44      | 740.71       | 1548.20       | 467.62    |
|                                     | PP  | 109.77    | 119.05    | 126.44    | 134.16     | 114.42      | 109.49       | 229.67        | 108.55    |
|                                     | %   | 9.05      | 8.49      | 8.00      | 6.87       | 5.15        | 3.74         | 4.98          | 8.24      |
| FURNITURE, FURNISHINGS HH.EQUIPMENT | PHH                                       | 155.97    | 215.81    | 285.95    | 522.84     | 907.57      | 1263.17      | 1886.28       | 194.50    |
|                                     | PP  | 36.59     | 44.63     | 57.66     | 87.94      | 136.48      | 172.82       | 279.81        | 42.79     |
|                                     | %   | 2.90      | 3.15      | 3.35      | 4.46       | 5.59        | 6.38         | 6.07          | 3.43      |
| Furniture, fixture....              | PHH                                       | 5.57      | 9.67      | 14.80     | 35.89      | 51.34       | 162.42       | 238.15        | 10.27     |
|                                     | PP  | 1.48      | 2.26      | 4.48      | 8.25       | 7.31        | 22.96        | 38.78         | 2.47      |
|                                     | %   | .10       | .14       | .17       | .31        | .32         | .82          | .77           | .18       |
| Furnishings & repairs               | PHH                                       | 20.99     | 36.77     | 49.15     | 109.50     | 186.76      | 403.13       | 221.13        | 33.07     |
|                                     | PP  | 5.06      | 8.04      | 11.33     | 18.77      | 31.71       | 57.10        | 27.43         | 7.42      |
|                                     | %   | .39       | .54       | .58       | .93        | 1.15        | 2.04         | .71           | .58       |
| Heating & Cooking appliances        | PHH                                       | 9.55      | 2.36      | 3.34      | 46.18      | 53.84       | -            | 755.28        | 10.66     |
|                                     | PP  | 2.65      | .36       | .46       | 7.43       | 10.70       | -            | 107.90        | 1.91      |
|                                     | %   | .18       | .03       | .04       | .39        | .33         | -            | 2.43          | .19       |
| Wooden ware                         | PHH                                       | 1.89      | 2.82      | 3.72      | 4.44       | 9.42        | 13.84        | 14.76         | 2.29      |
|                                     | PP  | .42       | .63       | .78       | .79        | 1.55        | 1.95         | 2.00          | .51       |
|                                     | %   | .04       | .04       | .04       | .04        | .06         | .07          | .05           | .04       |
| Earthenware                         | PHH                                       | 20.09     | 26.31     | 31.16     | 48.41      | 51.70       | 61.69        | 60.41         | 22.06     |
|                                     | PP  | 4.48      | 5.09      | 5.53      | 7.02       | 7.31        | 7.69         | 11.02         | 4.99      |
|                                     | %   | .37       | .38       | .36       | .41        | .32         | .31          | .19           | .39       |
| Straw & Bamboo                      | PHH                                       | 6.36      | 7.81      | 10.68     | 19.91      | 56.24       | 103.19       | 20.09         | 7.91      |
|                                     | PP  | 1.48      | 1.66      | 1.97      | 3.01       | 9.38        | 14.78        | 2.50          | 1.73      |
|                                     | %   | .12       | .11       | .13       | .17        | .35         | .52          | .06           | .14       |
| Metalware                           | PHH                                       | 13.36     | 18.77     | 26.91     | 36.61      | 62.30       | 184.20       | 250.52        | 17.08     |
|                                     | PP  | 3.23      | 4.38      | 6.07      | 6.44       | 8.76        | 24.26        | 40.33         | 3.87      |
|                                     | %   | .25       | .27       | .31       | .31        | .38         | .93          | .81           | .30       |

Table 15b: Value of expenditure (i.e., all payments) by Expenditure Group - Country Rural

| Expenditure Item                          |     | E X P E N D I T U R G R O U P (B I R R) |          |           |           |           |           |           |
|---|-----|---|----------|-----------|-----------|-----------|-----------|-----------|
|   |     | Below 600                               | 600- 999 | 1000-1399 | 1400-1999 | 2000-2599 | 2600-3399 | 3400-4199 |
| Plastic ware                              | PHH | .04                                     | .78      | 1.51      | 3.08      | 4.11      | 7.27      | 9.08      |
|   | PP  | .04                                     | .68      | 1.05      | 1.34      | 1.67      | 2.41      | 2.38      |
|   | %   | .01                                     | .09      | .12       | .16       | .16       | .22       | .21       |
| Glass ware                                | PHH | -                                       | -        | -         | .21       | .11       | .21       | .26       |
|   | PP  | -                                       | -        | -         | .21       | .05       | .07       | .08       |
|   | %   | -                                       | -        | -         | .01       | -         | .01       | .01       |
| Other Household Equipment                 | PHH | -                                       | .74      | .71       | .93       | 3.17      | 1.74      | 2.42      |
|   | PP  | -                                       | .74      | .48       | .44       | 1.58      | .66       | .68       |
|   | %   | -                                       | .08      | .06       | .05       | .12       | .05       | .06       |
| Household operation                       | PHH | .30                                     | 3.39     | 4.75      | 6.46      | 11.99     | 15.96     | 17.89     |
|   | PP  | .25                                     | 2.94     | 3.21      | 3.49      | 5.13      | 4.95      | 5.14      |
|   | %   | .07                                     | .38      | .37       | .33       | .47       | .48       | .42       |
| Domestic service                          | PHH | .34                                     | -        | -         | .12       | .21       | .74       | 2.02      |
|   | PP  | .34                                     | -        | -         | .06       | .08       | .33       | .95       |
|   | %   | .07                                     | -        | -         | .01       | .01       | .02       | .05       |
| Service Charges                           | PHH | 1.92                                    | 5.22     | 7.65      | 14.21     | 16.26     | 20.00     | 26.91     |
|   | PP  | 1.86                                    | 3.67     | 4.93      | 7.25      | 5.61      | 5.90      | 6.76      |
|   | %   | .43                                     | .59      | .59       | .74       | .63       | .60       | .63       |
| MEDICAL CARE & HEALTH EXPENSES            | PHH | .59                                     | .93      | 8.78      | 11.33     | 11.60     | 24.20     | 25.06     |
|   | PP  | .59                                     | .89      | 6.49      | 4.62      | 4.00      | 7.34      | 6.10      |
|   | %   | .13                                     | .11      | .68       | .59       | .45       | .73       | .59       |
| Pharmaceutical products herbicides        | PHH | .59                                     | .85      | 7.94      | 9.37      | 10.04     | 17.55     | 19.89     |
|   | PP  | .59                                     | .81      | 6.13      | 3.77      | 3.44      | 5.11      | 4.86      |
|   | %   | .13                                     | .10      | .62       | .49       | .39       | .53       | .47       |
| Medical expences on gov't Health stations | PHH | -                                       | -        | .46       | .97       | .37       | 1.00      | 1.57      |
|   | PP  | -                                       | -        | .23       | .47       | .15       | .31       | .44       |
|   | %   | -                                       | -        | .04       | .05       | .01       | .03       | .04       |
| Medical expences on priv. Health stations | PHH | -                                       | -        | -         | .07       | .75       | 1.88      | 1.26      |
|   | PP  | -                                       | -        | -         | .02       | .25       | .97       | .25       |
|   | %   | -                                       | -        | -         | -         | .03       | .06       | .03       |
| Other Medical expences                    | PHH | -                                       | .08      | .38       | .92       | .43       | 3.77      | 2.34      |
|   | PP  | -                                       | .08      | .13       | .35       | .16       | .95       | .55       |
|   | %   | -                                       | .01      | .03       | .05       | .02       | .11       | .06       |
| TRANSPORT AND COMMUNICATIONS              | PHH | .05                                     | 3.26     | 4.53      | 3.12      | 8.13      | 14.22     | 17.56     |
|   | PP  | .05                                     | 3.26     | 3.21      | 1.40      | 3.20      | 4.94      | 5.45      |
|   | %   | .01                                     | .37      | .35       | .16       | .32       | .43       | .41       |

Table 15b (Contd.): Value of expenditure (i.e., all payments) by Expenditure group - Country Rural

| Expenditure Item                          |     | E X P E N D I T U R G R O U P (B I R R) |           |           |            |             |              |               | T o t a l |
|---|-----|---|-----------|-----------|------------|-------------|--------------|---------------|-----------|
|   |     | 4200-5399                               | 5400-6599 | 6600-8999 | 9000-12599 | 12600-16199 | 16200 -19999 | 20,000 & over |           |
| Plastic ware                              | PHH | 11.60                                   | 14.95     | 21.30     | 33.73      | 60.92       | 87.06        | 17.31         | 13.23     |
|   | PP  | 2.82                                    | 3.00      | 3.91      | 5.55       | 8.32        | 12.55        | 2.37          | 2.90      |
|   | %   | .22                                     | .22       | .25       | .29        | .38         | .44          | .06           | .23       |
| Glass ware                                | PHH | .26                                     | .92       | 1.15      | 1.68       | 2.13        | 6.91         | .79           | .57       |
|   | PP  | .06                                     | .18       | .50       | .29        | .28         | .81          | .07           | .16       |
|   | %   | -                                       | .01       | .01       | .01        | .01         | .03          | -             | .01       |
| Other Household Equipment                 | PHH | 3.91                                    | 6.49      | 8.14      | 9.58       | 16.21       | 24.82        | 22.16         | 4.60      |
|   | PP  | .93                                     | 1.50      | 1.55      | 1.80       | 2.27        | 3.72         | 3.47          | 1.11      |
|   | %   | .07                                     | .09       | .10       | .08        | .10         | .13          | .07           | .08       |
| Household operation                       | PHH | 24.04                                   | 34.33     | 41.81     | 59.81      | 84.06       | 75.03        | 111.86        | 26.58     |
|   | PP  | 5.53                                    | 6.99      | 7.65      | 9.55       | 11.85       | 9.40         | 17.69         | 6.03      |
|   | %   | .45                                     | .50       | .49       | .51        | .52         | .38          | .36           | .47       |
| Domestic service                          | PHH | 3.27                                    | 9.03      | 11.82     | 35.67      | 88.26       | 50.82        | 84.69         | 7.89      |
|   | PP  | .82                                     | 1.96      | 2.48      | 7.33       | 9.69        | 4.14         | 13.61         | 1.60      |
|   | %   | .06                                     | .13       | .14       | .30        | .54         | .26          | .27           | .14       |
| Service Charges                           | PHH | 35.08                                   | 45.58     | 61.97     | 81.43      | 184.40      | 90.05        | 89.12         | 38.29     |
|   | PP  | 7.65                                    | 8.57      | 10.96     | 11.72      | 27.35       | 13.45        | 12.64         | 8.09      |
|   | %   | .65                                     | .67       | .73       | .69        | 1.14        | .45          | .29           | .67       |
| MEDICAL CARE & HEALTH EXPENSES            | PHH | 37.96                                   | 56.67     | 81.69     | 115.71     | 180.24      | 201.67       | 1576.41       | 53.27     |
|   | PP  | 8.45                                    | 12.66     | 15.95     | 16.58      | 23.42       | 28.56        | 476.11        | 12.12     |
|   | %   | .71                                     | .83       | .96       | .99        | 1.11        | 1.02         | 5.07          | .94       |
| Pharmaceutical products herbicides        | PHH | 28.55                                   | 42.30     | 67.50     | 89.15      | 168.34      | 173.03       | 1574.61       | 43.97     |
|   | PP  | 6.34                                    | 9.09      | 13.38     | 12.47      | 21.58       | 23.61        | 475.93        | 10.03     |
|   | %   | .53                                     | .62       | .79       | .76        | 1.04        | .87          | 5.06          | .77       |
| Medical expences on gov't Health stations | PHH | 1.87                                    | 2.65      | 3.16      | 9.10       | 2.65        | 23.68        | .98           | 2.25      |
|   | PP  | .40                                     | .63       | .58       | 1.53       | .44         | 4.05         | .12           | .50       |
|   | %   | .03                                     | .04       | .04       | .08        | .02         | .12          | -             | .04       |
| Medical expences on priv. Health stations | PHH | 4.18                                    | 7.56      | 5.27      | 15.87      | 3.76        | 2.62         | .68           | 3.95      |
|   | PP  | .96                                     | 2.08      | .94       | 2.37       | .71         | .63          | .05           | .92       |
|   | %   | .08                                     | .11       | .06       | .14        | .02         | .01          | -             | .07       |
| Other Medical expences                    | PHH | 3.36                                    | 4.16      | 5.76      | 1.59       | 5.50        | 2.34         | .13           | 3.09      |
|   | PP  | .75                                     | .86       | 1.05      | .22        | .69         | .26          | .01           | .67       |
|   | %   | .06                                     | .06       | .07       | .01        | .03         | .01          | -             | .05       |
| TRANSPORT AND COMMUNICATIONS              | PHH | 34.18                                   | 54.08     | 78.83     | 143.75     | 403.74      | 445.94       | 809.29        | 50.40     |
|   | PP  | 9.10                                    | 13.45     | 16.55     | 26.68      | 56.81       | 57.82        | 134.90        | 11.00     |
|   | %   | .64                                     | .79       | .92       | 1.23       | 2.49        | 2.25         | 2.60          | .89       |

Table 15b: Value of expenditure (i.e., all payments) by Expenditure Group - Country Rural

| Expenditure<br>Item                 | E X P E N D I T U R G R O U P (B I R R) |          |           |           |           |           |           |       |
|-------------------------------------|---|----------|-----------|-----------|-----------|-----------|-----------|-------|
|                                     | Below 600                               | 600- 999 | 1000-1399 | 1400-1999 | 2000-2599 | 2600-3399 | 3400-4199 |       |
| Transport                           | PHH                                     | -        | .08       | .21       | .77       | 1.54      | 3.95      | 4.51  |
|                                     | PP                                      | -        | .08       | .08       | .31       | .62       | 1.51      | 1.32  |
|                                     | %                                       | -        | .01       | .02       | .04       | .06       | .12       | .11   |
| Public transport                    | PHH                                     | .05      | 3.18      | 4.11      | 2.35      | 6.59      | 10.24     | 13.03 |
|                                     | PP                                      | .05      | 3.18      | 3.10      | 1.09      | 2.57      | 3.41      | 4.12  |
|                                     | %                                       | .01      | .36       | .32       | .12       | .26       | .31       | .31   |
| Communication                       | PHH                                     | -        | -         | .21       | -         | -         | .03       | .02   |
|                                     | PP                                      | -        | -         | .04       | -         | -         | .02       | .01   |
|                                     | %                                       | -        | -         | .02       | -         | -         | -         | -     |
| RECREATION, ENTERTAINMENT EDUCATION | PHH                                     | .07      | .65       | 1.35      | 3.45      | 5.25      | 10.50     | 14.10 |
|                                     | PP                                      | .07      | .25       | .56       | 1.76      | 1.65      | 2.91      | 3.51  |
|                                     | %                                       | .01      | .07       | .11       | .18       | .20       | .32       | .33   |
| Equipment & accessories             | PHH                                     | -        | -         | -         | .60       | .45       | 1.00      | 1.61  |
|                                     | PP                                      | -        | -         | -         | .53       | .15       | .39       | .55   |
|                                     | %                                       | -        | -         | -         | .03       | .02       | .03       | .04   |
| Entertainment & Recreational        | PHH                                     | -        | -         | -         | -         | .06       | .28       | .08   |
|                                     | PP                                      | -        | -         | -         | -         | .06       | .08       | .02   |
|                                     | %                                       | -        | -         | -         | -         | -         | .01       | -     |
| Reading                             | PHH                                     | -        | -         | -         | -         | -         | .30       | .02   |
|                                     | PP                                      | -        | -         | -         | -         | -         | .13       | -     |
|                                     | %                                       | -        | -         | -         | -         | -         | .01       | -     |
| Education                           | PHH                                     | .07      | .65       | 1.35      | 2.85      | 4.74      | 8.92      | 12.40 |
|                                     | PP                                      | .07      | .25       | .56       | 1.23      | 1.45      | 2.31      | 2.93  |
|                                     | %                                       | .01      | .07       | .11       | .15       | .19       | .27       | .29   |
| PERSONAL CARE & EFFECTS             | PHH                                     | .81      | 1.66      | 4.79      | 9.30      | 12.22     | 15.34     | 20.37 |
|                                     | PP                                      | .81      | 1.26      | 3.16      | 4.78      | 5.26      | 4.98      | 5.94  |
|                                     | %                                       | .18      | .19       | .37       | .48       | .48       | .46       | .48   |
| Personal care                       | PHH                                     | .79      | 1.21      | 1.79      | 3.83      | 7.36      | 8.70      | 10.98 |
|                                     | PP                                      | .79      | .97       | 1.14      | 1.88      | 2.94      | 2.55      | 3.00  |
|                                     | %                                       | .18      | .14       | .14       | .20       | .29       | .26       | .26   |
| Personal effects                    | PHH                                     | .02      | .44       | 2.25      | 2.99      | 3.58      | 4.87      | 5.36  |
|                                     | PP                                      | .02      | .29       | 1.54      | 1.66      | 1.61      | 1.78      | 1.47  |
|                                     | %                                       | -        | .05       | .17       | .16       | .14       | .15       | .13   |

Table 15b (Contd.): Value of expenditure (i.e., all payments) by Expenditure group - Country Rural

| Expenditure Item                    |     | E X P E N D I T U R G R O U P (B I R R) |           |           |            |             |              |               | T o t a l |
|-------------------------------------|-----|---|-----------|-----------|------------|-------------|--------------|---------------|-----------|
|                                     |     | 4200-5399                               | 5400-6599 | 6600-8999 | 9000-12599 | 12600-16199 | 16200 -19999 | 20,000 & over |           |
| Transport                           | PHH | 8.17                                    | 15.12     | 21.94     | 73.13      | 131.01      | 262.25       | 191.36        | 16.28     |
|                                     | PP  | 1.84                                    | 3.39      | 4.92      | 14.36      | 14.41       | 34.57        | 34.25         | 3.31      |
|                                     | %   | .15                                     | .22       | .26       | .62        | .81         | 1.32         | .62           | .29       |
| Public transport                    | PHH | 25.98                                   | 38.80     | 56.48     | 70.36      | 124.07      | 183.68       | 187.65        | 29.13     |
|                                     | PP  | 7.24                                    | 10.02     | 11.56     | 12.28      | 17.62       | 23.26        | 28.93         | 6.86      |
|                                     | %   | .48                                     | .57       | .66       | .60        | .76         | .93          | .60           | .51       |
| Communication                       | PHH | .03                                     | .16       | .40       | .26        | 148.66      | .01          | 430.28        | 4.99      |
|                                     | PP  | .01                                     | .05       | .08       | .04        | 24.78       | -            | 71.71         | .84       |
|                                     | %   | -                                       | -         | -         | -          | .92         | -            | 1.38          | .09       |
| RECREATION, ENTERTAINMENT EDUCATION | PHH | 23.72                                   | 44.54     | 55.04     | 92.11      | 98.82       | 209.39       | 195.88        | 30.35     |
|                                     | PP  | 5.13                                    | 7.93      | 9.58      | 14.54      | 12.90       | 24.54        | 29.44         | 5.72      |
|                                     | %   | .44                                     | .65       | .64       | .79        | .61         | 1.06         | .63           | .53       |
| Equipment & accessories             | PHH | 5.41                                    | 8.55      | 16.53     | 37.31      | 25.64       | 119.69       | 35.96         | 7.92      |
|                                     | PP  | 1.51                                    | 1.68      | 3.50      | 6.94       | 3.01        | 14.17        | 5.45          | 1.66      |
|                                     | %   | .10                                     | .12       | .19       | .32        | .16         | .60          | .12           | .14       |
| Entertainment & Recreational        | PHH | .40                                     | .42       | .50       | 1.51       | 1.41        | 2.27         | 14.97         | .46       |
|                                     | PP  | .09                                     | .09       | .12       | .27        | .30         | .28          | 2.23          | .10       |
|                                     | %   | .01                                     | .01       | .01       | .01        | .01         | .01          | .05           | .01       |
| Reading                             | PHH | .15                                     | .10       | .45       | .95        | -           | -            | -             | .20       |
|                                     | PP  | .03                                     | .07       | .08       | .11        | -           | -            | -             | .05       |
|                                     | %   | -                                       | -         | .01       | .01        | -           | -            | -             | -         |
| Education                           | PHH | 17.76                                   | 35.46     | 37.55     | 52.35      | 71.76       | 87.43        | 144.95        | 21.77     |
|                                     | PP  | 3.50                                    | 6.09      | 5.88      | 7.22       | 9.58        | 10.09        | 21.75         | 3.91      |
|                                     | %   | .33                                     | .52       | .44       | .45        | .44         | .44          | .47           | .38       |
| PERSONAL CARE & EFFECTS             | PHH | 31.93                                   | 50.37     | 61.31     | 106.32     | 163.33      | 256.13       | 190.43        | 38.19     |
|                                     | PP  | 7.70                                    | 10.73     | 12.81     | 22.58      | 27.62       | 37.95        | 28.93         | 8.95      |
|                                     | %   | .59                                     | .74       | .72       | .91        | 1.01        | 1.29         | .61           | .67       |
| Personal care                       | PHH | 17.93                                   | 23.29     | 27.17     | 40.25      | 42.97       | 100.08       | 36.28         | 17.30     |
|                                     | PP  | 4.26                                    | 4.59      | 5.18      | 6.76       | 5.85        | 14.80        | 5.93          | 3.86      |
|                                     | %   | .33                                     | .34       | .32       | .34        | .26         | .51          | .12           | .30       |
| Personal effects                    | PHH | 7.38                                    | 14.58     | 13.47     | 30.27      | 34.95       | 77.10        | 67.34         | 10.05     |
|                                     | PP  | 1.77                                    | 3.17      | 2.53      | 6.02       | 5.27        | 10.77        | 11.20         | 2.35      |
|                                     | %   | .14                                     | .21       | .16       | .26        | .22         | .39          | .22           | .18       |

Table 15b: Value of expenditure (i.e., all payments) by Expenditure Group - Country Rural

| Expenditure Item                | E X P E N D I T U R G R O U P (B I R R) |          |           |           |           |           |           |
|---------------------------------|---|----------|-----------|-----------|-----------|-----------|-----------|
|                                 | Below 600                               | 600- 999 | 1000-1399 | 1400-1999 | 2000-2599 | 2600-3399 | 3400-4199 |
| Jewellery                       |   |          |           |           |           |           |           |
| PHH                             | -                                       | .01      | .75       | 2.48      | 1.28      | 1.78      | 4.02      |
| PP                              | -                                       | .01      | .48       | 1.24      | .70       | .65       | 1.47      |
| %                               | -                                       | -        | .06       | .13       | .05       | .05       | .09       |
| MISCELLANEOUS GOODS & SERVICES  |   |          |           |           |           |           |           |
| PHH                             | -                                       | -        | 4.17      | 5.21      | 11.80     | 19.78     | 28.33     |
| PP                              | -                                       | -        | 2.60      | 2.31      | 3.58      | 6.87      | 8.65      |
| %                               | -                                       | -        | .32       | .27       | .46       | .59       | .67       |
| Financial service               |   |          |           |           |           |           |           |
| PHH                             | -                                       | -        | -         | -         | .39       | .23       | .05       |
| PP                              | -                                       | -        | -         | -         | .07       | .09       | .01       |
| %                               | -                                       | -        | -         | -         | .02       | .01       | -         |
| Other goods & services n.e.c.   |   |          |           |           |           |           |           |
| PHH                             | -                                       | -        | 4.17      | 5.21      | 11.41     | 19.55     | 28.28     |
| PP                              | -                                       | -        | 2.60      | 2.31      | 3.51      | 6.77      | 8.64      |
| %                               | -                                       | -        | .32       | .27       | .45       | .59       | .67       |
| HH. NON-CONSUMPTION EXPENDITURE |   |          |           |           |           |           |           |
| PHH                             | 20.30                                   | 46.66    | 67.39     | 197.31    | 254.96    | 322.15    | 453.66    |
| PP                              | 20.30                                   | 34.26    | 40.37     | 82.37     | 81.83     | 90.20     | 123.60    |
| %                               | 4.51                                    | 5.28     | 5.23      | 10.22     | 9.95      | 9.67      | 10.69     |
| hh. non-consumption expenditure |   |          |           |           |           |           |           |
| PHH                             | 20.30                                   | 46.66    | 67.39     | 197.31    | 254.96    | 322.15    | 453.66    |
| PP                              | 20.30                                   | 34.26    | 40.37     | 82.37     | 81.83     | 90.20     | 123.60    |
| %                               | 4.51                                    | 5.28     | 5.23      | 10.22     | 9.95      | 9.67      | 10.69     |

Table 15b (Contd.): Value of expenditure (i.e., all payments) by Expenditure group - Country Rural

| Expenditure Item                | E X P E N D I T U R G R O U P (B I R R) |           |           |           |            |             |              |               | T o t a l |
|---------------------------------|---|-----------|-----------|-----------|------------|-------------|--------------|---------------|-----------|
|                                 |   | 4200-5399 | 5400-6599 | 6600-8999 | 9000-12599 | 12600-16199 | 16200 -19999 | 20,000 & over |           |
| Jewellery                       | PHH                                     | 6.62      | 12.51     | 20.67     | 35.79      | 85.41       | 78.94        | 86.81         | 10.84     |
|                                 | PP                                      | 1.67      | 2.97      | 5.10      | 9.80       | 16.51       | 12.37        | 11.80         | 2.74      |
|                                 | %                                       | .12       | .18       | .24       | .31        | .53         | .40          | .28           | .19       |
| MISCELLANEOUS GOODS & SERVICES  | PHH                                     | 45.62     | 79.78     | 201.42    | 404.48     | 1427.65     | 1951.75      | 5652.35       | 139.72    |
|                                 | PP                                      | 11.58     | 18.36     | 41.01     | 65.44      | 258.90      | 371.86       | 832.22        | 26.80     |
|                                 | %                                       | .85       | 1.16      | 2.36      | 3.45       | 8.79        | 9.86         | 18.18         | 2.46      |
| Financial service               | PHH                                     | 1.05      | 2.94      | 2.25      | 10.19      | 2.78        | 7.47         | -             | 1.60      |
|                                 | PP                                      | .21       | .48       | .45       | 2.69       | .23         | .75          | -             | .34       |
|                                 | %                                       | .02       | .04       | .03       | .09        | .02         | .04          | -             | .03       |
| Other goods & services n.e.c.   | PHH                                     | 44.57     | 76.84     | 199.17    | 394.29     | 1424.88     | 1944.28      | 5652.35       | 138.12    |
|                                 | PP                                      | 11.37     | 17.87     | 40.56     | 62.75      | 258.67      | 371.11       | 832.22        | 26.46     |
|                                 | %                                       | .83       | 1.12      | 2.33      | 3.36       | 8.78        | 9.82         | 18.18         | 2.43      |
| HH. NON-CONSUMPTION EXPENDITURE | PHH                                     | 606.28    | 891.56    | 945.94    | 1474.06    | 2222.70     | 2244.37      | 5547.98       | 662.04    |
|                                 | PP                                      | 133.24    | 181.55    | 167.93    | 232.12     | 368.38      | 306.13       | 815.65        | 140.08    |
|                                 | %                                       | 11.28     | 13.01     | 11.07     | 12.57      | 13.69       | 11.33        | 17.84         | 11.67     |
| hh. non-consumption expenditure | PHH                                     | 606.28    | 891.56    | 945.94    | 1474.06    | 2222.70     | 2244.37      | 5547.98       | 662.04    |
|                                 | PP                                      | 133.24    | 181.55    | 167.93    | 232.12     | 368.38      | 306.13       | 815.65        | 140.08    |
|                                 | %                                       | 11.28     | 13.01     | 11.07     | 12.57      | 13.69       | 11.33        | 17.84         | 11.67     |



Table 15.2: Value of Household Non-Consumption Expenditure by Reporting Levels-RURAL

| EXPENDITURE ITEM         |     | RURAL   |        |       |        |        |         |           |       |         |        |             |           |
|--------------------------|-----|---------|--------|-------|--------|--------|---------|-----------|-------|---------|--------|-------------|-----------|
|                          |     | Country | Tigray | Afar  | Amhara | Oromia | Somalia | Ben-Gumuz | SNNP  | Gambela | Harari | Addis Ababa | Dire Dawa |
| Equb                     | PHH | 23.47   | 4.36   | 0.75  | 12.95  | 28.11  | 0.60    | 17.84     | 36.72 | 14.12   | 6.84   | 122.91      | 3.05      |
|                          | PP  | 5.83    | 1.19   | 0.19  | 5.15   | 5.84   | 0.15    | 3.73      | 8.47  | 6.05    | 1.47   | 22.42       | 0.92      |
|                          | %   | 0.41    | 0.08   | 0.01  | 0.24   | 0.46   | 0.01    | 0.36      | 0.68  | 0.32    | 0.09   | 1.12        | 0.05      |
| Loans given out          | PHH | 8.73    | 0.13   | 3.84  | 5.17   | 8.87   | 1.67    | 9.26      | 16.24 | 3.36    | 1.79   | 7.55        | 1.37      |
|                          | PP  | 2.99    | 0.04   | 0.90  | 2.38   | 2.48   | 0.55    | 2.87      | 5.66  | 1.03    | 0.64   | 1.79        | 0.24      |
|                          | %   | 0.15    | -      | 0.07  | 0.10   | 0.14   | 0.03    | 0.18      | 0.30  | 0.08    | 0.02   | 0.07        | 0.02      |
| Loans repaid             | PHH | 39.82   | 94.57  | 26.11 | 35.85  | 32.71  | 22.05   | 36.95     | 42.38 | 20.75   | 27.40  | 46.95       | 30.85     |
|                          | PP  | 8.60    | 21.38  | 6.56  | 7.84   | 7.27   | 7.53    | 8.84      | 8.14  | 8.45    | 6.40   | 10.48       | 13.50     |
|                          | %   | 0.70    | 1.80   | 0.49  | 0.66   | 0.53   | 0.37    | 0.74      | 0.79  | 0.46    | 0.35   | 0.43        | 0.48      |
| Insurance Premium        | PHH | 3.12    | 4.03   | 0.21  | 4.18   | 0.54   | -       | 0.95      | 5.52  | -       | 0.56   | 175.59      | 3.26      |
|                          | PP  | 0.76    | 1.06   | 0.04  | 1.06   | 0.11   | -       | 0.19      | 1.34  | -       | 0.10   | 27.66       | 0.87      |
|                          | %   | 0.06    | 0.08   | -     | 0.08   | 0.01   | -       | 0.02      | 0.10  | -       | 0.01   | 1.60        | 0.05      |
| Bank deposit             | PHH | 3.29    | 3.80   | -     | 0.03   | 3.98   | -       | 2.53      | 6.58  | -       | 0.08   | 4.93        | -         |
|                          | PP  | 0.94    | 1.27   | -     | 0.01   | 1.40   | -       | 1.26      | 1.37  | -       | 0.04   | 0.47        | -         |
|                          | %   | 0.06    | 0.07   | -     | -      | 0.06   | -       | 0.05      | 0.12  | -       | -      | 0.04        | -         |
| Interest                 | PHH | 0.11    | 0.56   | 0.01  | 0.05   | 0.01   | -       | -         | 0.22  | -       | -      | -           | -         |
|                          | PP  | 0.02    | 0.09   | -     | 0.01   | -      | -       | -         | 0.06  | -       | -      | -           | -         |
|                          | %   | -       | 0.01   | -     | -      | -      | -       | -         | -     | -       | -      | -           | -         |
| Association's Membership | PHH | 3.95    | 11.01  | 0.07  | 4.20   | 4.28   | -       | 1.51      | 1.48  | 0.03    | 0.58   | 5.35        | 1.71      |
|                          | PP  | 0.80    | 2.09   | 0.02  | 0.87   | 0.85   | -       | 0.31      | 0.32  | 0.01    | 0.15   | 1.60        | 0.45      |
|                          | %   | 0.07    | 0.21   | -     | 0.08   | 0.07   | -       | 0.03      | 0.03  | -       | 0.01   | 0.05        | 0.03      |
| Edir' Contribution       | PHH | 15.95   | 0.76   | 2.42  | 6.48   | 24.12  | 1.24    | 1.88      | 20.80 | 1.40    | 11.59  | 113.32      | 5.27      |
|                          | PP  | 3.36    | 0.18   | 0.67  | 1.54   | 5.10   | 0.25    | 0.38      | 4.14  | 0.40    | 2.08   | 21.56       | 1.01      |
|                          | %   | 0.28    | 0.01   | 0.05  | 0.12   | 0.39   | 0.02    | 0.04      | 0.39  | 0.03    | 0.15   | 1.03        | 0.08      |

Table 15.2 (cont'd)

| EXPENDITURE ITEM                |     | RURAL   |        |        |        |        |         |           |        |         |        |             |           |
|---------------------------------|-----|---------|--------|--------|--------|--------|---------|-----------|--------|---------|--------|-------------|-----------|
|                                 |     | Country | Tigray | Afar   | Amhara | Oromia | Somalia | Ben-Gumuz | SNNP   | Gambela | Harari | Addis Ababa | Dire Dawa |
| Religious Contribution          | PHH | 6.14    | 5.35   | 2.12   | 8.11   | 6.86   | 0.44    | 6.84      | 2.94   | 1.72    | 1.62   | 10.37       | 0.08      |
|                                 | PP  | 1.26    | 0.97   | 0.47   | 1.68   | 1.41   | 0.11    | 2.31      | 0.58   | 0.41    | 0.30   | 1.75        | 0.03      |
|                                 | %   | 0.11    | 0.10   | 0.04   | 0.15   | 0.11   | 0.01    | 0.14      | 0.05   | 0.04    | 0.02   | 0.09        | -         |
| Remittance                      | PHH | 1.06    | 0.91   | -      | 1.51   | 0.69   | 14.44   | -         | 0.66   | -       | -      | 13.60       | 2.43      |
|                                 | PP  | 0.48    | 0.18   | -      | 0.75   | 0.53   | 3.34    | -         | 0.07   | -       | -      | 3.17        | 2.14      |
|                                 | %   | 0.02    | 0.02   | -      | 0.03   | 0.01   | 0.24    | -         | 0.01   | -       | -      | 0.12        | 0.04      |
| Alms                            | PHH | 2.49    | 1.40   | 0.48   | 2.92   | 2.13   | 0.67    | 0.96      | 3.01   | 0.14    | 1.03   | 4.52        | 6.64      |
|                                 | PP  | 0.56    | 0.39   | 0.09   | 0.68   | 0.49   | 0.14    | 0.26      | 0.61   | 0.02    | 0.19   | 0.98        | 1.10      |
|                                 | %   | 0.04    | 0.03   | 0.01   | 0.05   | 0.03   | 0.01    | 0.02      | 0.06   | -       | 0.01   | 0.04        | 0.10      |
| Donations                       | PHH | 2.70    | 1.19   | -      | 1.75   | 3.77   | -       | 0.50      | 2.80   | -       | 0.47   | 47.96       | 1.01      |
|                                 | PP  | 0.51    | 0.31   | -      | 0.43   | 0.62   | -       | 0.08      | 0.52   | -       | 0.09   | 9.00        | 0.28      |
|                                 | %   | 0.50    | 0.02   | -      | 0.03   | 0.06   | -       | 0.01      | 0.05   | -       | 0.01   | 0.44        | 0.02      |
| Gifts                           | PHH | 70.08   | 44.34  | 25.84  | 67.97  | 84.88  | 14.11   | 39.42     | 61.67  | 18.16   | 60.68  | 39.61       | 8.37      |
|                                 | PP  | 15.14   | 9.39   | 5.37   | 14.96  | 18.07  | 6.98    | 10.36     | 13.19  | 5.91    | 16.19  | 8.15        | 1.73      |
|                                 | %   | 1.24    | 0.84   | 0.49   | 1.25   | 1.39   | 0.23    | 0.79      | 1.14   | 0.41    | 0.77   | 0.36        | 0.13      |
| Fines and legal expenses        | PHH | 4.42    | 0.64   | 3.86   | 2.41   | 3.72   | 0.47    | 3.33      | 9.60   | 0.63    | 1.34   | 4.12        | 1.65      |
|                                 | PP  | 1.07    | 0.24   | 0.97   | 0.49   | 0.82   | 0.12    | 1.92      | 2.47   | 0.07    | 0.41   | 0.68        | 0.61      |
|                                 | %   | 0.08    | 0.01   | 0.07   | 0.04   | 0.06   | 0.01    | 0.07      | 0.18   | 0.01    | 0.02   | 0.04        | 0.03      |
| Lottery tickets                 | PHH | 1.27    | 0.31   | 0.01   | 1.64   | 1.94   | 0.02    | 0.07      | 0.04   | -       | -      | 20.94       | -         |
|                                 | PP  | 0.21    | 0.07   | -      | 0.36   | 0.25   | 0.01    | 0.01      | 0.01   | -       | -      | 5.26        | -         |
|                                 | %   | 0.02    | 0.01   | -      | 0.03   | 0.03   | -       | -         | -      | -       | -      | 0.19        | -         |
| Investment                      | PHH | 109.33  | 17.68  | 30.25  | 175.19 | 96.61  | 6.58    | 78.57     | 78.94  | 47.53   | 41.64  | 199.36      | 11.19     |
|                                 | PP  | 21.80   | 3.50   | 5.87   | 35.09  | 19.20  | 2.62    | 15.03     | 15.62  | 13.65   | 8.61   | 26.78       | 3.32      |
|                                 | %   | 1.93    | 0.34   | 0.57   | 3.23   | 1.58   | 0.11    | 1.56      | 1.46   | 1.06    | 0.53   | 1.81        | 0.17      |
| Operating cost of HH enterprise | PHH | 353.54  | 155.36 | 3.56   | 370.56 | 428.02 | 132.34  | 196.37    | 289.06 | 40.67   | 324.40 | 1888.21     | 142.75    |
|                                 | PP  | 73.09   | 32.97  | 1.13   | 79.77  | 86.68  | 25.20   | 38.92     | 58.62  | 9.78    | 104.21 | 289.47      | 29.30     |
|                                 | %   | 6.23    | 2.96   | 0.07   | 6.84   | 6.99   | 2.19    | 3.91      | 5.36   | 0.91    | 4.13   | 17.16       | 2.21      |
| Others                          | PHH | 12.58   | 6.38   | 15.61  | 11.55  | 12.11  | 2.94    | 7.42      | 17.22  | 1.24    | 20.96  | 28.24       | 3.55      |
|                                 | PP  | 2.66    | 1.42   | 5.03   | 2.41   | 2.27   | 0.29    | 1.53      | 4.12   | 0.52    | 3.78   | 4.45        | 0.91      |
|                                 | %   | 0.22    | 0.12   | 0.30   | 0.21   | 0.20   | 0.05    | 0.15      | 0.32   | 0.03    | 0.27   | 0.26        | 0.05      |
| Total                           | PHH | 662.04  | 353.80 | 115.13 | 712.51 | 743.26 | 197.56  | 404.41    | 595.88 | 149.75  | 500.97 | 2733.56     | 223.19    |
|                                 | PP  | 140.08  | 76.74  | 27.31  | 155.45 | 153.39 | 47.28   | 88.00     | 125.33 | 46.33   | 144.66 | 435.68      | 56.41     |
|                                 | %   | 11.67   | 6.71   | 2.18   | 13.15  | 12.13  | 3.27    | 8.05      | 11.05  | 3.35    | 6.38   | 24.84       | 3.45      |

Table 16b: Quantity of food, drinks, and tobacco consumed by domestic expenditure group - Country Rural

| Expenditure Item | Unit of Measurement | DOMESTIC EXPENDITURE GROUP (B I R R) |          |           |           |           |           |           |
|------------------|---------------------|--------------------------------------|----------|-----------|-----------|-----------|-----------|-----------|
|                  |                     | Below 600                            | 600- 999 | 1000-1399 | 1400-1999 | 2000-2599 | 2600-3399 | 3400-4199 |
| FOOD             | PHH                 | 214,980                              | 304,991  | 407,919   | 655,077   | 850,290   | 1,112,667 | 1,353,146 |
|                  | PP                  | 198,022                              | 225,396  | 234,664   | 302,904   | 291,510   | 315,390   | 329,998   |
| Cereals Unmilled | PHH                 | 30,260                               | 31,939   | 36,783    | 71,026    | 89,297    | 101,254   | 136,377   |
|                  | PP                  | 25,113                               | 22,846   | 17,969    | 30,364    | 28,346    | 28,218    | 31,369    |
| 'Teff' white     | PHH                 | 818                                  | -        | -         | -         | 229       | 44        | 49        |
|                  | PP                  | 818                                  | -        | -         | -         | 76        | 9         | 11        |
| 'Teff' black     | PHH                 | -                                    | -        | 18        | -         | 384       | 147       | 71        |
|                  | PP                  | -                                    | -        | 9         | -         | 295       | 43        | 28        |
| 'Teff' mixed     | PHH                 | -                                    | -        | -         | -         | 12        | 225       | 423       |
|                  | PP                  | -                                    | -        | -         | -         | 4         | 77        | 108       |
| 'Wheat' white    | PHH                 | 727                                  | 7,504    | 3,363     | 8,169     | 6,558     | 12,276    | 13,193    |
|                  | PP                  | 727                                  | 5,578    | 2,232     | 3,710     | 2,401     | 3,356     | 3,085     |
| 'Wheat' black    | PHH                 | 350                                  | 1,876    | 786       | 1,891     | 2,870     | 2,483     | 3,421     |
|                  | PP                  | 145                                  | 1,164    | 498       | 758       | 1,028     | 693       | 812       |
| 'Wheat' mixed    | PHH                 | 4,708                                | 124      | 192       | 1,258     | 2,857     | 1,805     | 1,520     |
|                  | PP                  | 4,708                                | 82       | 107       | 670       | 1,163     | 547       | 358       |
| Barley black     | PHH                 | 37                                   | 872      | 1,234     | 1,660     | 4,984     | 6,637     | 9,856     |
|                  | PP                  | 37                                   | 518      | 946       | 947       | 1,621     | 1,845     | 2,238     |
| Barley white     | PHH                 | -                                    | 72       | 1,154     | 1,626     | 3,747     | 1,821     | 2,797     |
|                  | PP                  | -                                    | 66       | 731       | 647       | 983       | 490       | 639       |
| Barley mixed     | PHH                 | 679                                  | 793      | 285       | 1,386     | 1,397     | 1,560     | 1,981     |
|                  | PP                  | 679                                  | 516      | 169       | 541       | 409       | 415       | 477       |
| Barley for Beer  | PHH                 | -                                    | -        | -         | 6         | -         | 150       | 161       |
|                  | PP                  | -                                    | -        | -         | 2         | -         | 38        | 54        |
| Barley and wheat | PHH                 | -                                    | 6        | 126       | 232       | 217       | 379       | 389       |
|                  | PP                  | -                                    | 6        | 61        | 67        | 63        | 160       | 102       |
| Maize            | PHH                 | 21,125                               | 15,898   | 17,342    | 26,503    | 44,562    | 46,066    | 58,938    |
|                  | PP                  | 16,200                               | 10,911   | 7,254     | 12,331    | 13,306    | 12,641    | 13,476    |
| Durrah           | PHH                 | -                                    | 722      | 3,729     | 513       | 714       | 1,125     | 772       |
|                  | PP                  | -                                    | 367      | 1,850     | 200       | 209       | 281       | 181       |
| Sorghum          | PHH                 | 874                                  | 3,163    | 5,226     | 6,358     | 6,288     | 6,255     | 8,718     |

Table 16b (Contd.): Quantity of food, drinks, and tobacco consumed by domestic expenditure group - Country Rural

| Expenditure Item | Unit of Measurement | DOMESTIC EXPENDITURE GROUP (B I R R) |           |           |            |             |              |               | T o t a l |
|------------------|---------------------|--------------------------------------|-----------|-----------|------------|-------------|--------------|---------------|-----------|
|                  |                     | 4200-5399                            | 5400-6599 | 6600-8999 | 9000-12599 | 12600-16199 | 16200 -19999 | 20,000 & over |           |
| FOOD             | PHH                 | 1,624,210                            | 1,935,401 | 2,215,713 | 2,737,240  | 2,974,543   | 3,330,385    | 2,549,724     | 1,562,499 |
|                  | PP                  | 340,789                              | 365,732   | 369,729   | 408,118    | 406,486     | 458,184      | 406,170       | 338,494   |
| Cereals Unmilled | PHH                 | 151,688                              | 179,258   | 206,230   | 279,380    | 289,809     | 365,242      | 319,961       | 150,521   |
|                  | PP                  | 31,359                               | 33,515    | 33,688    | 40,212     | 41,430      | 44,958       | 53,680        | 31,675    |
| 'Teff' white     | PHH                 | 459                                  | 204       | 582       | 600        | 2,909       | -            | 25,935        | 450       |
|                  | PP                  | 213                                  | 36        | 73        | 80         | 483         | -            | 4,322         | 102       |
| 'Teff' black     | PHH                 | 423                                  | 931       | 151       | 1,449      | 2,138       | -            | -             | 404       |
|                  | PP                  | 88                                   | 207       | 19        | 234        | 356         | -            | -             | 102       |
| 'Teff' mixed     | PHH                 | 164                                  | 966       | 744       | 203        | -           | 46,998       | -             | 561       |
|                  | PP                  | 36                                   | 173       | 140       | 25         | -           | 4,700        | -             | 97        |
| 'Wheat' white    | PHH                 | 18,852                               | 21,973    | 32,185    | 49,091     | 67,356      | 43,736       | 58,676        | 19,842    |
|                  | PP                  | 3,948                                | 4,206     | 5,415     | 7,028      | 9,290       | 6,362        | 9,112         | 4,069     |
| 'Wheat' black    | PHH                 | 4,966                                | 4,031     | 5,913     | 6,026      | 9,624       | 5,999        | 28,073        | 4,168     |
|                  | PP                  | 1,164                                | 828       | 992       | 860        | 1,826       | 732          | 4,691         | 939       |
| 'Wheat' mixed    | PHH                 | 2,214                                | 1,983     | 3,632     | 1,788      | 1,657       | 5,522        | 8             | 2,105     |
|                  | PP                  | 449                                  | 384       | 578       | 223        | 262         | 690          | 1             | 508       |
| Barley black     | PHH                 | 9,795                                | 11,701    | 12,511    | 13,835     | 14,200      | 16,715       | 19,215        | 9,208     |
|                  | PP                  | 1,962                                | 2,010     | 2,147     | 2,181      | 1,565       | 2,244        | 5,920         | 1,931     |
| Barley white     | PHH                 | 3,048                                | 2,825     | 4,060     | 3,452      | 6,285       | 3,088        | 2,716         | 2,916     |
|                  | PP                  | 651                                  | 537       | 590       | 679        | 691         | 256          | 388           | 627       |
| Barley mixed     | PHH                 | 3,139                                | 2,469     | 4,679     | 4,589      | 1,894       | 15,549       | 507           | 2,604     |
|                  | PP                  | 634                                  | 439       | 689       | 677        | 355         | 1,683        | 85            | 523       |
| Barley for Beer  | PHH                 | 564                                  | 83        | 48        | 365        | 52          | -            | -             | 196       |
|                  | PP                  | 107                                  | 20        | 12        | 37         | 6           | -            | -             | 41        |
| Barley and wheat | PHH                 | 1,096                                | 301       | 2,084     | 1,415      | 5           | -            | -             | 734       |
|                  | PP                  | 400                                  | 55        | 293       | 188        | 2           | -            | -             | 181       |
| Maize            | PHH                 | 59,329                               | 83,555    | 83,798    | 94,894     | 111,191     | 199,167      | 93,861        | 62,859    |
|                  | PP                  | 12,187                               | 14,593    | 13,119    | 13,032     | 16,297      | 24,810       | 14,134        | 13,067    |
| Durrah           | PHH                 | 1,303                                | 2,062     | 1,717     | 737        | 194         | -            | 750           | 1,225     |
|                  | PP                  | 277                                  | 370       | 440       | 117        | 19          | -            | 130           | 298       |
| Sorghum          | PHH                 | 9,689                                | 11,331    | 12,463    | 15,916     | 18,921      | 2,550        | 31,095        | 9,555     |

Table 16b: Quantity of food, drinks, and tobacco consumed by domestic expenditure group - Country Rural

| Expenditure Item | Unit of Measurement | DOMESTIC EXPENDITURE GROUP (B I R R) |          |           |           |           |           |           |
|------------------|---------------------|--------------------------------------|----------|-----------|-----------|-----------|-----------|-----------|
|                  |                     | Below 600                            | 600- 999 | 1000-1399 | 1400-1999 | 2000-2599 | 2600-3399 | 3400-4199 |
|                  | PP                  | 858                                  | 2,732    | 2,275     | 2,531     | 1,988     | 1,638     | 1,951     |
| African millet   | PHH                 | -                                    | -        | -         | 52        | 29        | 129       | 422       |
|                  | PP                  | -                                    | -        | -         | 35        | 8         | 39        | 84        |
| Rice             | PHH                 | -                                    | 30       | 120       | 48        | 32        | 46        | 111       |
|                  | PP                  | -                                    | 30       | 84        | 13        | 10        | 20        | 27        |
| Oats             | PHH                 | -                                    | -        | -         | 49        | 35        | 556       | 277       |
|                  | PP                  | -                                    | -        | -         | 24        | 17        | 174       | 99        |
| 'Temge'          | PHH                 | -                                    | -        | -         | 38        | 15        | 63        | 160       |
|                  | PP                  | -                                    | -        | -         | 36        | 3         | 15        | 47        |
| 'Sinar'          | PHH                 | -                                    | -        | -         | 52        | 17        | 33        | 48        |
|                  | PP                  | -                                    | -        | -         | 26        | 4         | 8         | 7         |
| 'Maize Ripe      | PHH                 | 942                                  | 674      | 3,067     | 20,086    | 12,130    | 17,757    | 30,184    |
|                  | PP                  | 942                                  | 674      | 1,693     | 7,487     | 4,001     | 5,314     | 6,924     |
| Soya bean ripe   | PHH                 | -                                    | -        | 35        | 1,058     | 1,621     | 1,597     | 2,007     |
|                  | PP                  | -                                    | -        | 7         | 322       | 483       | 384       | 498       |
| Others           | PHH                 | -                                    | 204      | 106       | 39        | 598       | 98        | 878       |
|                  | PP                  | -                                    | 204      | 51        | 16        | 271       | 33        | 166       |
| Cereals Milled   | PHH                 | 71,828                               | 121,753  | 201,197   | 249,933   | 322,341   | 383,192   | 490,107   |
|                  | PP                  | 62,531                               | 94,375   | 121,900   | 111,430   | 113,178   | 110,038   | 120,524   |
| 'Teff' white     | PHH                 | -                                    | 1,137    | 3,807     | 7,759     | 6,762     | 10,239    | 11,424    |
|                  | PP                  | -                                    | 1,131    | 2,932     | 3,410     | 2,520     | 4,010     | 3,490     |
| 'Teff' black     | PHH                 | 780                                  | 19,897   | 21,311    | 19,225    | 33,824    | 40,969    | 47,338    |
|                  | PP                  | 780                                  | 18,221   | 11,569    | 8,237     | 13,191    | 12,471    | 11,968    |
| 'Teff' mixed     | PHH                 | 7,085                                | 10,895   | 23,450    | 11,884    | 18,872    | 22,569    | 38,804    |
|                  | PP                  | 7,085                                | 8,377    | 15,638    | 6,054     | 8,554     | 7,738     | 9,969     |
| 'Wheat' white    | PHH                 | 6,580                                | 13,540   | 15,172    | 21,556    | 25,372    | 35,507    | 41,201    |
|                  | PP                  | 6,580                                | 12,195   | 12,756    | 9,871     | 8,980     | 10,081    | 10,050    |
| 'Wheat' black    | PHH                 | 1,173                                | 4,887    | 6,101     | 12,336    | 13,096    | 14,395    | 17,886    |
|                  | PP                  | 1,060                                | 4,007    | 3,338     | 5,663     | 5,100     | 3,779     | 4,688     |
| 'Wheat' mixed    | PHH                 | -                                    | 2,639    | 1,993     | 2,467     | 5,974     | 7,249     | 6,907     |
|                  | PP                  | -                                    | 2,464    | 1,376     | 1,220     | 2,510     | 2,082     | 1,641     |

Table 16b (Contd.): Quantity of food, drinks, and tobacco consumed by domestic expenditure group - Country Rural

| Expenditure Item | Unit of Measurement | DOMESTIC EXPENDITURE GROUP (B I R R) |           |           |            |             |              |               | T o t a l |
|------------------|---------------------|--------------------------------------|-----------|-----------|------------|-------------|--------------|---------------|-----------|
|                  |                     | 4200-5399                            | 5400-6599 | 6600-8999 | 9000-12599 | 12600-16199 | 16200 -19999 | 20,000 & over |           |
|                  | PP                  | 1,946                                | 2,235     | 2,108     | 2,148      | 2,852       | 279          | 4,850         | 2,038     |
| African millet   | PHH                 | 367                                  | 715       | 316       | 2,992      | -           | 1,651        | 9,229         | 526       |
|                  | PP                  | 97                                   | 128       | 68        | 539        | -           | 175          | 2,307         | 111       |
| Rice             | PHH                 | 280                                  | 237       | 487       | 664        | 310         | 319          | 692           | 224       |
|                  | PP                  | 96                                   | 59        | 101       | 118        | 70          | 46           | 113           | 58        |
| Oats             | PHH                 | 385                                  | 691       | 1,098     | 1,102      | 3,681       | 744          | 525           | 558       |
|                  | PP                  | 71                                   | 113       | 145       | 160        | 558         | 62           | 105           | 109       |
| 'Tenge'          | PHH                 | 167                                  | 279       | 108       | -          | -           | -            | -             | 119       |
|                  | PP                  | 34                                   | 41        | 15        | -          | -           | -            | -             | 25        |
| 'Sinar'          | PHH                 | 20                                   | 249       | 140       | 216        | -           | -            | -             | 82        |
|                  | PP                  | 3                                    | 42        | 24        | 31         | -           | -            | -             | 15        |
| 'Maize Ripe      | PHH                 | 32,430                               | 29,145    | 33,668    | 72,968     | 43,000      | 23,155       | 47,265        | 28,964    |
|                  | PP                  | 6,395                                | 6,371     | 5,701     | 10,759     | 5,981       | 2,914        | 7,311         | 6,180     |
| Soya bean ripe   | PHH                 | 2,038                                | 2,781     | 3,974     | 6,947      | 3,354       | -            | 1,246         | 2,446     |
|                  | PP                  | 390                                  | 524       | 676       | 1,074      | 453         | -            | 178           | 490       |
| Others           | PHH                 | 960                                  | 745       | 1,872     | 131        | 3,038       | 50           | 168           | 775       |
|                  | PP                  | 210                                  | 145       | 344       | 21         | 365         | 7            | 33            | 166       |
| Cereals Milled   | PHH                 | 599,242                              | 701,077   | 854,859   | 987,847    | 1,250,273   | 1,271,279    | 1,021,571     | 577,830   |
|                  | PP                  | 129,467                              | 134,039   | 143,559   | 143,321    | 169,695     | 177,968      | 158,069       | 126,399   |
| 'Teff' white     | PHH                 | 20,005                               | 27,275    | 40,739    | 56,206     | 103,956     | 56,408       | 180,491       | 22,897    |
|                  | PP                  | 4,955                                | 5,860     | 7,464     | 9,137      | 15,006      | 5,793        | 27,307        | 5,172     |
| 'Teff' black     | PHH                 | 63,710                               | 64,089    | 104,843   | 122,717    | 134,924     | 200,732      | 80,973        | 61,876    |
|                  | PP                  | 14,514                               | 12,516    | 17,459    | 18,239     | 19,539      | 22,839       | 11,381        | 13,735    |
| 'Teff' mixed     | PHH                 | 41,220                               | 56,851    | 73,047    | 87,506     | 106,938     | 102,106      | 108,481       | 44,204    |
|                  | PP                  | 9,399                                | 11,287    | 13,112    | 13,180     | 13,780      | 13,326       | 17,026        | 10,138    |
| 'Wheat' white    | PHH                 | 60,520                               | 75,660    | 103,519   | 139,025    | 220,142     | 230,306      | 112,712       | 62,675    |
|                  | PP                  | 13,422                               | 14,706    | 17,603    | 20,700     | 31,550      | 39,385       | 15,449        | 13,298    |
| 'Wheat' black    | PHH                 | 17,698                               | 17,826    | 18,787    | 15,963     | 10,519      | 20,549       | 34,578        | 16,252    |
|                  | PP                  | 4,064                                | 3,189     | 3,304     | 2,471      | 1,746       | 3,227        | 5,237         | 3,945     |
| 'Wheat' mixed    | PHH                 | 10,845                               | 9,454     | 10,812    | 9,304      | 9,945       | 3,872        | 3,549         | 8,219     |
|                  | PP                  | 2,193                                | 1,637     | 1,704     | 1,122      | 1,314       | 460          | 583           | 1,826     |

Table 16b: Quantity of food, drinks, and tobacco consumed by domestic expenditure group - Country Rural

| Expenditure Item         | Unit of Measurement | DOMESTIC EXPENDITURE GROUP (B I R R) |          |           |           |           |           |           |
|--------------------------|---------------------|--------------------------------------|----------|-----------|-----------|-----------|-----------|-----------|
|                          |                     | Below 600                            | 600- 999 | 1000-1399 | 1400-1999 | 2000-2599 | 2600-3399 | 3400-4199 |
| Barley white             | PHH                 | 179                                  | 4,025    | 5,331     | 9,322     | 13,407    | 14,273    | 22,696    |
|                          | PP                  | 179                                  | 2,862    | 5,258     | 5,126     | 4,655     | 4,039     | 5,415     |
| Barley mixed             | PHH                 | 11                                   | 997      | 3,218     | 4,195     | 5,719     | 5,526     | 10,377    |
|                          | PP                  | 11                                   | 997      | 1,360     | 1,755     | 1,615     | 1,558     | 2,265     |
| Barley for beer          | PHH                 | -                                    | -        | 1         | 1,646     | -         | 642       | 506       |
|                          | PP                  | -                                    | -        | 1         | 521       | -         | 167       | 380       |
| Barley and wheat         | PHH                 | -                                    | 326      | 930       | 685       | 1,158     | 504       | 1,524     |
|                          | PP                  | -                                    | 326      | 310       | 280       | 353       | 204       | 367       |
| Maize                    | PHH                 | 32,005                               | 24,486   | 43,197    | 68,596    | 76,721    | 94,963    | 113,711   |
|                          | PP                  | 22,961                               | 17,621   | 22,282    | 28,795    | 25,569    | 26,983    | 28,311    |
| Durrah                   | PHH                 | 13                                   | 4,107    | 15,009    | 10,370    | 11,552    | 14,139    | 16,844    |
|                          | PP                  | 4                                    | 3,612    | 10,567    | 3,717     | 3,854     | 3,883     | 3,929     |
| Sorghum                  | PHH                 | 22,337                               | 19,617   | 50,891    | 55,627    | 67,146    | 87,368    | 109,898   |
|                          | PP                  | 22,205                               | 12,314   | 28,673    | 24,550    | 21,944    | 23,010    | 26,098    |
| African millet           | PHH                 | 1,665                                | 11,524   | 5,611     | 18,187    | 24,816    | 20,771    | 33,490    |
|                          | PP                  | 1,665                                | 8,335    | 3,116     | 9,774     | 9,053     | 6,489     | 7,799     |
| 'Teff' white and sorghum | PHH                 | -                                    | -        | -         | 51        | 372       | 17        | 327       |
|                          | PP                  | -                                    | -        | -         | 25        | 83        | 7         | 79        |
| 'Teff' black and Durrah  | PHH                 | -                                    | -        | -         | 8         | 9         | 865       | 890       |
|                          | PP                  | -                                    | -        | -         | 1         | 3         | 199       | 236       |
| Wheat and Maize          | PHH                 | -                                    | -        | 902       | 118       | 110       | 282       | 368       |
|                          | PP                  | -                                    | -        | 301       | 39        | 29        | 121       | 65        |
| 'Teff and African millet | PHH                 | -                                    | -        | -         | 75        | 2,256     | 1,105     | 190       |
|                          | PP                  | -                                    | -        | -         | 25        | 667       | 165       | 49        |
| Oats                     | PHH                 | -                                    | 254      | 155       | 252       | 593       | 556       | 1,190     |
|                          | PP                  | -                                    | 127      | 77        | 112       | 248       | 121       | 282       |
| Barley black             | PHH                 | -                                    | 429      | 1,097     | 3,642     | 8,181     | 3,454     | 5,038     |
|                          | PP                  | -                                    | 215      | 711       | 1,292     | 2,135     | 787       | 993       |
| 'Beso'                   | PHH                 | -                                    | 97       | 716       | 924       | 742       | 1,737     | 2,432     |
|                          | PP                  | -                                    | 97       | 425       | 517       | 348       | 508       | 695       |

Table 16b (Contd.): Quantity of food, drinks, and tobacco consumed by domestic expenditure group - Country Rural

| Expenditure Item         | Unit of Measurement | DOMESTIC EXPENDITURE GROUP (BIRR) |           |           |            |             |              |               | Total   |
|--------------------------|---------------------|-----------------------------------|-----------|-----------|------------|-------------|--------------|---------------|---------|
|                          |                     | 4200-5399                         | 5400-6599 | 6600-8999 | 9000-12599 | 12600-16199 | 16200 -19999 | 20,000 & over |         |
| Barley white             | PHH                 | 26,394                            | 28,527    | 28,945    | 52,771     | 48,260      | 22,020       | 33,972        | 23,879  |
|                          | PP                  | 5,600                             | 5,066     | 5,108     | 8,103      | 6,083       | 5,239        | 9,699         | 5,245   |
| Barley mixed             | PHH                 | 5,547                             | 6,022     | 8,407     | 8,933      | 3,213       | 40,597       | 14,160        | 6,935   |
|                          | PP                  | 1,256                             | 1,115     | 1,144     | 1,268      | 414         | 7,055        | 2,023         | 1,502   |
| Barley for beer          | PHH                 | 1,098                             | 57        | -         | 2,150      | 65          | -            | -             | 609     |
|                          | PP                  | 206                               | 9         | -         | 250        | 7           | -            | -             | 168     |
| Barley and wheat         | PHH                 | 2,432                             | 3,349     | 2,434     | 2,669      | -           | -            | -             | 1,816   |
|                          | PP                  | 506                               | 610       | 371       | 409        | -           | -            | -             | 386     |
| Maize                    | PHH                 | 143,293                           | 204,543   | 221,335   | 256,981    | 267,623     | 331,887      | 168,774       | 145,537 |
|                          | PP                  | 30,620                            | 38,226    | 36,208    | 36,133     | 34,062      | 44,024       | 21,326        | 30,928  |
| Durrah                   | PHH                 | 16,231                            | 17,144    | 16,845    | 19,350     | 13,959      | 22,504       | 22,294        | 15,563  |
|                          | PP                  | 3,650                             | 3,266     | 2,871     | 2,667      | 2,516       | 4,144        | 3,299         | 3,657   |
| Sorghum                  | PHH                 | 136,974                           | 132,694   | 150,440   | 144,739    | 256,967     | 118,440      | 170,517       | 115,885 |
|                          | PP                  | 27,944                            | 26,017    | 25,391    | 20,135     | 34,568      | 17,196       | 26,825        | 25,148  |
| African millet           | PHH                 | 31,359                            | 38,599    | 42,028    | 36,328     | 28,881      | 88,089       | 34,455        | 30,895  |
|                          | PP                  | 6,083                             | 6,724     | 6,404     | 4,649      | 3,575       | 9,006        | 5,989         | 6,829   |
| 'Teff' white and sorghum | PHH                 | 387                               | 629       | 740       | 4,048      | -           | 205          | -             | 571     |
|                          | PP                  | 114                               | 139       | 133       | 598        | -           | 19           | -             | 113     |
| 'Teff' black and Durrah  | PHH                 | 2,462                             | 924       | 837       | 2,655      | 82          | -            | -             | 1,122   |
|                          | PP                  | 572                               | 198       | 146       | 294        | 12          | -            | -             | 238     |
| Wheat and Maize          | PHH                 | 182                               | 419       | 1,375     | 242        | 4,255       | -            | 7,075         | 511     |
|                          | PP                  | 39                                | 89        | 225       | 42         | 478         | -            | 678           | 98      |
| 'Teff and African millet | PHH                 | 877                               | 85        | 1,043     | 1,451      | 221         | -            | -             | 788     |
|                          | PP                  | 150                               | 11        | 127       | 181        | 37          | -            | -             | 148     |
| Oats                     | PHH                 | 2,581                             | 2,444     | 2,448     | 3,323      | 2,638       | 19,909       | 14,886        | 1,852   |
|                          | PP                  | 671                               | 441       | 330       | 476        | 268         | 3,968        | 2,339         | 380     |
| Barley black             | PHH                 | 2,609                             | 2,274     | 6,084     | 5,108      | 1,686       | 2,144        | 15,762        | 4,187   |
|                          | PP                  | 570                               | 531       | 833       | 895        | 277         | 287          | 5,055         | 907     |
| 'Beso'                   | PHH                 | 3,314                             | 4,934     | 4,988     | 7,442      | 19,434      | 6,874        | 1,633         | 3,431   |
|                          | PP                  | 760                               | 957       | 1,048     | 1,151      | 2,310       | 587          | 453           | 757     |



Table 16b: Quantity of food, drinks, and tobacco consumed by domestic expenditure group - Country Rural

| Expenditure Item | Unit of Measurement | DOMESTIC EXPENDITURE GROUP (B I R R) |          |           |           |           |           |           |
|------------------|---------------------|--------------------------------------|----------|-----------|-----------|-----------|-----------|-----------|
|                  |                     | Below 600                            | 600- 999 | 1000-1399 | 1400-1999 | 2000-2599 | 2600-3399 | 3400-4199 |
| 'Sinar'          | PHH                 | -                                    | -        | 211       | -         | -         | 677       | 17        |
|                  | PP                  | -                                    | -        | 70        | -         | -         | 130       | 3         |
| 'Fafa'           | PHH                 | -                                    | -        | -         | 58        | 180       | 123       | 116       |
|                  | PP                  | -                                    | -        | -         | 15        | 48        | 29        | 27        |
| 'Dube'           | PHH                 | -                                    | -        | -         | -         | -         | -         | 4         |
|                  | PP                  | -                                    | -        | -         | -         | -         | -         | 1         |
| Others           | PHH                 | -                                    | 2,897    | 2,093     | 951       | 5,480     | 5,261     | 6,932     |
|                  | PP                  | -                                    | 1,472    | 1,140     | 432       | 1,719     | 1,477     | 1,726     |
| Pulses Unmilled  | PHH                 | 3,292                                | 20,163   | 16,579    | 17,573    | 21,573    | 27,805    | 38,221    |
|                  | PP                  | 2,988                                | 18,350   | 7,020     | 8,318     | 8,132     | 8,631     | 9,575     |
| Horse beans      | PHH                 | 291                                  | 10,702   | 1,914     | 4,329     | 3,455     | 4,727     | 6,396     |
|                  | PP                  | 291                                  | 10,451   | 1,158     | 2,797     | 1,115     | 1,386     | 1,424     |
| Chick peas       | PHH                 | 40                                   | 3,695    | 4,549     | 3,457     | 4,245     | 4,877     | 7,830     |
|                  | PP                  | 40                                   | 2,895    | 2,210     | 1,365     | 1,886     | 1,737     | 1,893     |
| Peas             | PHH                 | 145                                  | 886      | 562       | 585       | 870       | 1,348     | 1,063     |
|                  | PP                  | 145                                  | 476      | 399       | 240       | 321       | 365       | 274       |
| Lentils          | PHH                 | -                                    | 59       | 90        | 148       | 158       | 262       | 306       |
|                  | PP                  | -                                    | 33       | 90        | 49        | 65        | 68        | 78        |
| Haricot beans    | PHH                 | -                                    | 3,311    | 1,364     | 2,703     | 2,627     | 6,190     | 4,560     |
|                  | PP                  | -                                    | 3,311    | 618       | 1,291     | 883       | 1,646     | 1,249     |
| Peas mixed       | PHH                 | -                                    | 33       | 78        | 43        | 85        | 112       | 258       |
|                  | PP                  | -                                    | 12       | 29        | 19        | 39        | 39        | 67        |
| Vetch            | PHH                 | -                                    | 404      | 234       | 206       | 92        | 386       | 491       |
|                  | PP                  | -                                    | 404      | 92        | 90        | 30        | 144       | 103       |
| Fenugreek        | PHH                 | -                                    | 62       | 67        | 235       | 149       | 336       | 359       |
|                  | PP                  | -                                    | 62       | 27        | 100       | 62        | 92        | 79        |
| Soya beans       | PHH                 | 2,623                                | 1,007    | 7,041     | 3,924     | 7,664     | 8,737     | 15,517    |
|                  | PP                  | 2,413                                | 704      | 2,180     | 1,707     | 2,514     | 2,836     | 4,055     |
| 'Gibto'          | PHH                 | -                                    | -        | 627       | 232       | 1,428     | 297       | 718       |
|                  | PP                  | -                                    | -        | 201       | 114       | 961       | 125       | 172       |
| Others           | PHH                 | 193                                  | 3        | 54        | 1,709     | 800       | 533       | 723       |

Table 16b (Contd.): Quantity of food, drinks, and tobacco consumed by domestic expenditure group - Country Rural

| Expenditure Item | Unit of Measurement | DOMESTIC EXPENDITURE GROUP (B I R R) |           |           |            |             |              |               | T o t a l |
|------------------|---------------------|--------------------------------------|-----------|-----------|------------|-------------|--------------|---------------|-----------|
|                  |                     | 4200-5399                            | 5400-6599 | 6600-8999 | 9000-12599 | 12600-16199 | 16200 -19999 | 20,000 & over |           |
| 'Sinar'          | PHH                 | 22                                   | 69        | 102       | 372        | -           | -            | 2,351         | 169       |
|                  | PP                  | 4                                    | 19        | 34        | 53         | -           | -            | 392           | 34        |
| 'Fafa'           | PHH                 | 151                                  | 25        | 248       | 175        | 18          | 33           | -             | 128       |
|                  | PP                  | 37                                   | 4         | 50        | 30         | 2           | 3            | -             | 29        |
| 'Dube'           | PHH                 | -                                    | -         | 49        | 1          | -           | -            | -             | 7         |
|                  | PP                  | -                                    | -         | 10        | -          | -           | -            | -             | 1         |
| Others           | PHH                 | 9,330                                | 7,182     | 14,762    | 8,388      | 16,546      | 4,604        | 14,909        | 7,824     |
|                  | PP                  | 2,140                                | 1,421     | 2,479     | 1,136      | 2,150       | 1,410        | 3,008         | 1,715     |
| Pulses Unmilled  | PHH                 | 45,247                               | 59,810    | 75,381    | 95,519     | 92,667      | 78,360       | 108,413       | 46,926    |
|                  | PP                  | 9,586                                | 10,951    | 12,540    | 13,754     | 13,915      | 11,566       | 16,672        | 10,152    |
| Horse beans      | PHH                 | 7,113                                | 9,828     | 12,623    | 14,633     | 12,925      | 28,042       | 25,212        | 7,837     |
|                  | PP                  | 1,567                                | 1,953     | 2,095     | 2,213      | 1,944       | 3,572        | 5,064         | 1,787     |
| Chick peas       | PHH                 | 7,361                                | 11,452    | 25,345    | 38,684     | 50,815      | 33,058       | 37,979        | 12,011    |
|                  | PP                  | 1,824                                | 2,362     | 4,545     | 5,821      | 7,590       | 5,716        | 5,487         | 2,578     |
| Peas             | PHH                 | 1,605                                | 558       | 1,457     | 3,957      | 1,185       | 468          | 1,753         | 1,313     |
|                  | PP                  | 313                                  | 102       | 287       | 410        | 159         | 96           | 254           | 286       |
| Lentils          | PHH                 | 476                                  | 534       | 650       | 769        | 3,055       | 715          | 1,643         | 457       |
|                  | PP                  | 113                                  | 112       | 128       | 109        | 401         | 101          | 273           | 99        |
| Haricot beans    | PHH                 | 7,724                                | 13,949    | 9,065     | 7,765      | 5,543       | 3,595        | 5,275         | 7,008     |
|                  | PP                  | 1,507                                | 2,383     | 1,252     | 1,110      | 656         | 439          | 863           | 1,452     |
| Peas mixed       | PHH                 | 318                                  | 200       | 351       | 97         | 228         | 77           | -             | 208       |
|                  | PP                  | 66                                   | 46        | 52        | 12         | 40          | 11           | -             | 48        |
| Vetch            | PHH                 | 589                                  | 1,500     | 739       | 505        | 952         | -            | 208           | 601       |
|                  | PP                  | 196                                  | 307       | 119       | 81         | 218         | -            | 35            | 150       |
| Fenugreek        | PHH                 | 400                                  | 706       | 703       | 736        | 393         | 258          | 102           | 437       |
|                  | PP                  | 81                                   | 124       | 127       | 131        | 66          | 41           | 13            | 93        |
| Soya beans       | PHH                 | 18,869                               | 20,120    | 22,470    | 26,651     | 15,985      | 12,148       | 3,705         | 15,571    |
|                  | PP                  | 3,770                                | 3,394     | 3,584     | 3,623      | 2,707       | 1,589        | 494           | 3,280     |
| 'Gibto'          | PHH                 | 125                                  | 759       | 653       | 1,553      | -           | -            | 24,013        | 732       |
|                  | PP                  | 25                                   | 127       | 138       | 213        | -           | -            | 3,002         | 206       |
| Others           | PHH                 | 667                                  | 204       | 1,325     | 170        | 1,586       | -            | 8,524         | 753       |

Table 16b: Quantity of food, drinks, and tobacco consumed by domestic expenditure group - Country Rural

| Expenditure Item     | Unit of Measurement | DOMESTIC EXPENDITURE GROUP (B I R R) |          |           |           |           |           |           |
|----------------------|---------------------|--------------------------------------|----------|-----------|-----------|-----------|-----------|-----------|
|                      |                     | Below 600                            | 600- 999 | 1000-1399 | 1400-1999 | 2000-2599 | 2600-3399 | 3400-4199 |
|                      | PP                  | 100                                  | 3        | 17        | 545       | 255       | 194       | 182       |
| Pulses milled        | PHH                 | 2,194                                | 7,814    | 11,213    | 16,060    | 23,411    | 27,710    | 33,941    |
|                      | PP                  | 2,006                                | 6,585    | 7,666     | 8,463     | 8,871     | 8,493     | 8,673     |
| Horse beans milled   | PHH                 | 1,300                                | 1,717    | 3,059     | 3,692     | 5,457     | 6,462     | 8,342     |
|                      | PP                  | 1,300                                | 1,283    | 2,093     | 1,830     | 1,881     | 1,835     | 2,071     |
| Chick peas milled    | PHH                 | 42                                   | 49       | 92        | 678       | 1,481     | 1,648     | 1,635     |
|                      | PP                  | 42                                   | 20       | 51        | 387       | 568       | 586       | 389       |
| Peas milled          | PHH                 | -                                    | 974      | 686       | 1,604     | 2,427     | 2,240     | 2,919     |
|                      | PP                  | -                                    | 706      | 537       | 1,017     | 987       | 726       | 698       |
| Mixed pulses milled  | PHH                 | -                                    | 60       | 179       | 214       | 466       | 289       | 512       |
|                      | PP                  | -                                    | 60       | 136       | 99        | 146       | 74        | 132       |
| Vetch milled         | PHH                 | 407                                  | 2,576    | 2,008     | 4,356     | 4,418     | 4,726     | 4,635     |
|                      | PP                  | 219                                  | 2,181    | 1,184     | 2,305     | 1,794     | 1,485     | 1,197     |
| Peas split           | PHH                 | -                                    | 787      | 483       | 936       | 1,284     | 1,723     | 2,372     |
|                      | PP                  | -                                    | 787      | 248       | 450       | 527       | 611       | 598       |
| Lentils split        | PHH                 | -                                    | -        | 61        | 232       | 380       | 454       | 745       |
|                      | PP                  | -                                    | -        | 42        | 143       | 170       | 139       | 209       |
| Horse beans split    | PHH                 | -                                    | 1,015    | 2,643     | 2,135     | 3,336     | 4,857     | 5,358     |
|                      | PP                  | -                                    | 1,015    | 2,121     | 1,159     | 1,280     | 1,416     | 1,386     |
| Vetch split          | PHH                 | -                                    | 232      | 200       | 221       | 990       | 707       | 838       |
|                      | PP                  | -                                    | 232      | 94        | 122       | 336       | 204       | 225       |
| Haricot beans split  | PHH                 | 72                                   | 42       | 272       | 500       | 621       | 726       | 839       |
|                      | PP                  | 72                                   | 21       | 211       | 224       | 184       | 214       | 293       |
| Chick peas split     | PHH                 | -                                    | 74       | 943       | 444       | 713       | 2,169     | 3,304     |
|                      | PP                  | -                                    | 74       | 672       | 189       | 361       | 732       | 888       |
| Lentils milled       | PHH                 | -                                    | -        | -         | 13        | 29        | 7         | 85        |
|                      | PP                  | -                                    | -        | -         | 9         | 11        | 2         | 23        |
| Fenugreek milled     | PHH                 | -                                    | 75       | 106       | 240       | 397       | 364       | 761       |
|                      | PP                  | -                                    | 46       | 59        | 157       | 192       | 113       | 205       |
| Haricot beans milled | PHH                 | 93                                   | 19       | 126       | 160       | 200       | 292       | 567       |
|                      | PP                  | 93                                   | 10       | 65        | 72        | 48        | 77        | 128       |

Table 16b (Contd.): Quantity of food, drinks, and tobacco consumed by domestic expenditure group - Country Rural

| Expenditure Item     | Unit of Measurement | DOMESTIC EXPENDITURE GROUP (B I R R) |           |           |            |             |              |               | T o t a l |
|----------------------|---------------------|--------------------------------------|-----------|-----------|------------|-------------|--------------|---------------|-----------|
|                      |                     | 4200-5399                            | 5400-6599 | 6600-8999 | 9000-12599 | 12600-16199 | 16200 -19999 | 20,000 & over |           |
|                      | PP                  | 124                                  | 41        | 212       | 32         | 136         | -            | 1,187         | 174       |
| Pulses milled        | PHH                 | 40,643                               | 47,430    | 63,004    | 76,522     | 113,685     | 104,928      | 117,039       | 41,567    |
|                      | PP                  | 9,179                                | 9,242     | 10,844    | 11,442     | 16,033      | 13,729       | 18,968        | 9,402     |
| Horse beans milled   | PHH                 | 10,113                               | 11,913    | 13,664    | 14,228     | 20,373      | 3,983        | 19,798        | 9,430     |
|                      | PP                  | 2,196                                | 2,260     | 2,275     | 2,047      | 2,745       | 912          | 3,544         | 2,086     |
| Chick peas milled    | PHH                 | 1,640                                | 2,787     | 5,564     | 6,576      | 11,089      | 10,488       | 13,551        | 2,700     |
|                      | PP                  | 402                                  | 636       | 976       | 978        | 1,466       | 1,218        | 2,044         | 594       |
| Peas milled          | PHH                 | 3,419                                | 3,464     | 4,862     | 5,548      | 6,277       | 12,670       | 6,913         | 3,318     |
|                      | PP                  | 773                                  | 649       | 888       | 871        | 881         | 1,559        | 1,034         | 790       |
| Mixed pulses milled  | PHH                 | 602                                  | 939       | 1,166     | 1,263      | 3,874       | 9,918        | 2,470         | 750       |
|                      | PP                  | 141                                  | 186       | 200       | 203        | 523         | 992          | 339           | 154       |
| Vetch milled         | PHH                 | 5,687                                | 6,735     | 8,071     | 12,572     | 14,178      | 13,824       | 13,379        | 6,137     |
|                      | PP                  | 1,350                                | 1,301     | 1,432     | 1,911      | 2,165       | 1,997        | 2,094         | 1,493     |
| Peas split           | PHH                 | 3,166                                | 3,652     | 3,402     | 6,759      | 10,939      | 10,196       | 20,852        | 3,031     |
|                      | PP                  | 724                                  | 708       | 671       | 1,011      | 1,891       | 1,588        | 3,427         | 693       |
| Lentils split        | PHH                 | 1,203                                | 2,100     | 2,924     | 4,312      | 6,335       | 6,411        | 5,601         | 1,498     |
|                      | PP                  | 283                                  | 433       | 561       | 688        | 985         | 1,060        | 823           | 319       |
| Horse beans split    | PHH                 | 6,878                                | 7,080     | 10,072    | 12,856     | 18,289      | 27,411       | 19,166        | 6,751     |
|                      | PP                  | 1,467                                | 1,345     | 1,681     | 1,836      | 2,346       | 3,175        | 3,115         | 1,484     |
| Vetch split          | PHH                 | 1,349                                | 1,249     | 1,676     | 1,571      | 270         | 794          | 3,749         | 1,082     |
|                      | PP                  | 371                                  | 238       | 288       | 262        | 48          | 88           | 695           | 262       |
| Haricot beans split  | PHH                 | 1,206                                | 956       | 1,644     | 2,180      | 4,688       | 226          | -             | 1,084     |
|                      | PP                  | 242                                  | 195       | 236       | 360        | 458         | 19           | -             | 239       |
| Chick peas split     | PHH                 | 2,905                                | 4,380     | 6,825     | 6,272      | 10,490      | 5,812        | 9,747         | 3,508     |
|                      | PP                  | 674                                  | 854       | 1,120     | 937        | 1,596       | 680          | 1,590         | 771       |
| Lentils milled       | PHH                 | 54                                   | 58        | 76        | 443        | 54          | -            | 718           | 75        |
|                      | PP                  | 13                                   | 10        | 14        | 52         | 5           | -            | 120           | 15        |
| Fenugreek milled     | PHH                 | 1,083                                | 1,255     | 1,457     | 1,237      | 2,236       | 1,835        | 660           | 889       |
|                      | PP                  | 249                                  | 254       | 243       | 184        | 321         | 271          | 90            | 203       |
| Haricot beans milled | PHH                 | 528                                  | 259       | 113       | 530        | 1,167       | 1,314        | -             | 366       |
|                      | PP                  | 115                                  | 43        | 18        | 78         | 160         | 164          | -             | 79        |

Table 16b: Quantity of food, drinks, and tobacco consumed by domestic expenditure group - Country Rural

| Expenditure Item    | Unit of Measurement | DOMESTIC EXPENDITURE GROUP (B I R R) |          |           |           |           |           |           |
|---------------------|---------------------|--------------------------------------|----------|-----------|-----------|-----------|-----------|-----------|
|                     |                     | Below 600                            | 600- 999 | 1000-1399 | 1400-1999 | 2000-2599 | 2600-3399 | 3400-4199 |
| Others              | PHH                 | 279                                  | 193      | 355       | 635       | 1,213     | 1,047     | 1,028     |
|                     | PP                  | 279                                  | 150      | 153       | 300       | 385       | 280       | 232       |
| Oil seed            | PHH                 | 156                                  | 659      | 837       | 1,091     | 1,263     | 1,703     | 2,337     |
|                     | PP                  | 87                                   | 513      | 552       | 617       | 464       | 533       | 572       |
| Niger seed          | PHH                 | 1                                    | 68       | 81        | 339       | 282       | 328       | 542       |
|                     | PP                  | 1                                    | 54       | 63        | 260       | 85        | 111       | 121       |
| Linseed white       | PHH                 | -                                    | -        | -         | 6         | 14        | 2         | 2         |
|                     | PP                  | -                                    | -        | -         | 5         | 4         | 1         | 1         |
| Linseed black       | PHH                 | -                                    | 338      | 133       | 307       | 556       | 588       | 635       |
|                     | PP                  | -                                    | 224      | 65        | 157       | 208       | 168       | 161       |
| Sesame              | PHH                 | -                                    | 4        | 134       | 120       | 132       | 144       | 140       |
|                     | PP                  | -                                    | 4        | 106       | 58        | 44        | 39        | 40        |
| Sunflower           | PHH                 | 16                                   | 93       | 322       | 149       | 166       | 445       | 733       |
|                     | PP                  | 16                                   | 93       | 221       | 64        | 79        | 156       | 184       |
| Castor beans        | PHH                 | -                                    | 1        | -         | -         | 5         | 35        | 14        |
|                     | PP                  | -                                    | 1        | -         | -         | 1         | 11        | 3         |
| Rape seed           | PHH                 | 139                                  | 155      | 146       | 139       | 91        | 135       | 260       |
|                     | PP                  | 70                                   | 137      | 89        | 61        | 38        | 41        | 59        |
| Others              | PHH                 | -                                    | -        | 22        | 30        | 18        | 25        | 10        |
|                     | PP                  | -                                    | -        | 8         | 11        | 4         | 7         | 3         |
| Cereal preparations | PHH                 | -                                    | 9        | 15        | 25        | 123       | 126       | 206       |
|                     | PP                  | -                                    | 9        | 8         | 13        | 106       | 49        | 137       |
| Spaghetti           | PHH                 | -                                    | -        | 15        | 10        | 73        | 34        | 84        |
|                     | PP                  | -                                    | -        | 8         | 5         | 61        | 10        | 50        |
| Pastini             | PHH                 | -                                    | -        | -         | 8         | -         | -         | -         |
|                     | PP                  | -                                    | -        | -         | 4         | -         | -         | -         |
| Macaroni            | PHH                 | -                                    | 9        | -         | 5         | 49        | 93        | 121       |
|                     | PP                  | -                                    | 9        | -         | 2         | 45        | 39        | 86        |
| Telateli            | PHH                 | -                                    | -        | -         | -         | -         | -         | -         |
|                     | PP                  | -                                    | -        | -         | -         | -         | -         | -         |

Table 16b (Contd.): Quantity of food, drinks, and tobacco consumed by domestic expenditure group - Country Rural

| Expenditure Item    | Unit of Measurement | DOMESTIC EXPENDITURE GROUP (B I R R) |           |           |            |             |              |               | Total |
|---------------------|---------------------|--------------------------------------|-----------|-----------|------------|-------------|--------------|---------------|-------|
|                     |                     | 4200-5399                            | 5400-6599 | 6600-8999 | 9000-12599 | 12600-16199 | 16200 -19999 | 20,000 & over |       |
| Others              | PHH                 | 811                                  | 604       | 1,488     | 172        | 3,426       | 46           | 436           | 947   |
|                     | PP                  | 179                                  | 129       | 240       | 26         | 443         | 6            | 54            | 221   |
| Oil seed            | PHH                 | 2,381                                | 2,399     | 5,441     | 2,239      | 5,316       | 4,189        | 2,271         | 2,480 |
|                     | PP                  | 540                                  | 461       | 842       | 300        | 597         | 480          | 334           | 553   |
| Niger seed          | PHH                 | 491                                  | 475       | 565       | 623        | 1,003       | 1,740        | 1,240         | 470   |
|                     | PP                  | 124                                  | 87        | 92        | 77         | 121         | 196          | 193           | 113   |
| Linseed white       | PHH                 | 13                                   | 5         | 30        | 110        | -           | -            | 120           | 16    |
|                     | PP                  | 3                                    | 1         | 4         | 15         | -           | -            | 17            | 3     |
| Linseed black       | PHH                 | 854                                  | 708       | 3,576     | 668        | 760         | 1,818        | 407           | 1,003 |
|                     | PP                  | 188                                  | 125       | 511       | 90         | 105         | 212          | 54            | 201   |
| Sesame              | PHH                 | 180                                  | 173       | 222       | 101        | 42          | 66           | 246           | 156   |
|                     | PP                  | 38                                   | 34        | 39        | 13         | 7           | 11           | 26            | 39    |
| Sunflower           | PHH                 | 614                                  | 867       | 844       | 420        | 3,249       | -            | 95            | 621   |
|                     | PP                  | 137                                  | 183       | 158       | 60         | 325         | -            | 16            | 145   |
| Castor beans        | PHH                 | 11                                   | 3         | 5         | 10         | -           | -            | -             | 11    |
|                     | PP                  | 2                                    | -         | 1         | 1          | -           | -            | -             | 3     |
| Rape seed           | PHH                 | 211                                  | 148       | 189       | 305        | 262         | 566          | 150           | 188   |
|                     | PP                  | 46                                   | 27        | 35        | 43         | 39          | 60           | 25            | 45    |
| Others              | PHH                 | 6                                    | 20        | 11        | 2          | -           | -            | 13            | 14    |
|                     | PP                  | 1                                    | 3         | 2         | -          | -           | -            | 2             | 4     |
| Cereal preparations | PHH                 | 203                                  | 301       | 579       | 744        | 1,186       | 2,270        | 1,142         | 290   |
|                     | PP                  | 70                                   | 87        | 128       | 183        | 215         | 291          | 183           | 96    |
| Spaghetti           | PHH                 | 95                                   | 86        | 297       | 261        | 213         | 129          | 23            | 110   |
|                     | PP                  | 33                                   | 26        | 69        | 74         | 35          | 22           | 2             | 38    |
| Pastini             | PHH                 | 4                                    | 6         | 16        | 7          | 1           | -            | 489           | 7     |
|                     | PP                  | -                                    | 2         | 3         | 6          | -           | -            | 82            | 2     |
| Macaroni            | PHH                 | 104                                  | 207       | 255       | 217        | 867         | 2,141        | 630           | 154   |
|                     | PP                  | 36                                   | 58        | 53        | 38         | 145         | 269          | 99            | 51    |
| Telateli            | PHH                 | -                                    | -         | -         | 256        | -           | -            | -             | 15    |
|                     | PP                  | -                                    | -         | -         | 64         | -           | -            | -             | 4     |

Table 16b: Quantity of food, drinks, and tobacco consumed by domestic expenditure group - Country Rural

| Expenditure Item            | Unit of Measurement | DOMESTIC EXPENDITURE GROUP (B I R R) |          |           |           |           |           |           |
|-----------------------------|---------------------|--------------------------------------|----------|-----------|-----------|-----------|-----------|-----------|
|                             |                     | Below 600                            | 600- 999 | 1000-1399 | 1400-1999 | 2000-2599 | 2600-3399 | 3400-4199 |
| Bocattini                   | PHH                 | -                                    | -        | -         | 2         | -         | -         | -         |
|                             | PP                  | -                                    | -        | -         | 2         | -         | -         | -         |
| Others                      | PHH                 | -                                    | -        | -         | -         | -         | -         | -         |
|                             | PP                  | -                                    | -        | -         | -         | -         | -         | -         |
| Bread & other prepared food | PHH                 | 2,167                                | 2,126    | 2,789     | 3,539     | 4,894     | 5,408     | 7,543     |
|                             | PP                  | 1,883                                | 1,969    | 1,682     | 1,857     | 2,556     | 1,759     | 2,321     |
| 'Injera'                    | PHH                 | 1,224                                | 1,258    | 1,650     | 2,368     | 3,671     | 3,912     | 5,416     |
|                             | PP                  | 1,224                                | 1,205    | 973       | 1,343     | 2,208     | 1,315     | 1,544     |
| Wheat bread(traditional)    | PHH                 | -                                    | 553      | 574       | 462       | 487       | 670       | 705       |
|                             | PP                  | -                                    | 542      | 316       | 148       | 137       | 163       | 208       |
| Wheat bread (bakery)        | PHH                 | -                                    | 69       | 249       | 217       | 374       | 348       | 964       |
|                             | PP                  | -                                    | 56       | 233       | 112       | 120       | 117       | 459       |
| Cakes                       | PHH                 | -                                    | -        | -         | -         | -         | -         | -         |
|                             | PP                  | -                                    | -        | -         | -         | -         | -         | -         |
| Biscuits                    | PHH                 | -                                    | -        | 26        | 11        | 4         | 38        | 39        |
|                             | PP                  | -                                    | -        | 26        | 4         | 1         | 18        | 9         |
| Others                      | PHH                 | 943                                  | 247      | 291       | 481       | 357       | 440       | 419       |
|                             | PP                  | 659                                  | 166      | 135       | 251       | 89        | 146       | 101       |
| Meat                        | PHH                 | -                                    | 610      | 477       | 1,817     | 2,910     | 5,286     | 5,885     |
|                             | PP                  | -                                    | 610      | 323       | 1,116     | 1,434     | 1,832     | 1,760     |
| Beef                        | PHH                 | -                                    | 555      | 355       | 1,337     | 2,087     | 3,300     | 3,580     |
|                             | PP                  | -                                    | 555      | 273       | 897       | 994       | 1,027     | 1,026     |
| Mutton                      | PHH                 | -                                    | 6        | -         | 191       | 346       | 580       | 728       |
|                             | PP                  | -                                    | 6        | -         | 93        | 250       | 205       | 264       |
| Chicken                     | PHH                 | -                                    | 8        | 97        | 166       | 364       | 459       | 604       |
|                             | PP                  | -                                    | 8        | 40        | 61        | 155       | 154       | 172       |
| Pork                        | PHH                 | -                                    | -        | -         | 1         | 2         | 6         | 3         |
|                             | PP                  | -                                    | -        | -         | 1         | 1         | 4         | 1         |
| Goat meat                   | PHH                 | -                                    | 41       | 22        | 52        | 50        | 862       | 904       |
|                             | PP                  | -                                    | 41       | 8         | 38        | 17        | 427       | 281       |

Table 16b (Contd.): Quantity of food, drinks, and tobacco consumed by domestic expenditure group - Country Rural

| Expenditure Item            | Unit of Measurement | DOMESTIC EXPENDITURE GROUP (BIRR) |           |           |            |             |              |               | Total  |
|-----------------------------|---------------------|-----------------------------------|-----------|-----------|------------|-------------|--------------|---------------|--------|
|                             |                     | 4200-5399                         | 5400-6599 | 6600-8999 | 9000-12599 | 12600-16199 | 16200 -19999 | 20,000 & over |        |
| Bocchini                    | PHH                 | -                                 | -         | -         | -          | -           | -            | -             | -      |
|                             | PP                  | -                                 | -         | -         | -          | -           | -            | -             | -      |
| Others                      | PHH                 | -                                 | 1         | 11        | 3          | 105         | -            | -             | 3      |
|                             | PP                  | -                                 | -         | 3         | 1          | 35          | -            | -             | 1      |
| Bread & other prepared food | PHH                 | 5,169                             | 7,341     | 6,735     | 7,035      | 9,309       | 18,542       | 4,096         | 6,094  |
|                             | PP                  | 1,226                             | 1,604     | 1,579     | 1,389      | 1,807       | 2,053        | 731           | 1,753  |
| 'Injera'                    | PHH                 | 3,011                             | 3,887     | 3,997     | 4,223      | 7,247       | 13,218       | 2,014         | 3,919  |
|                             | PP                  | 755                               | 855       | 1,071     | 851        | 1,387       | 1,488        | 403           | 1,197  |
| Wheat bread(traditional)    | PHH                 | 955                               | 1,673     | 949       | 182        | 290         | 13           | 431           | 822    |
|                             | PP                  | 182                               | 301       | 237       | 36         | 142         | 1            | 72            | 194    |
| Wheat bread (bakery)        | PHH                 | 834                               | 1,414     | 1,263     | 2,274      | 1,744       | 4,647        | 1,193         | 935    |
|                             | PP                  | 205                               | 351       | 215       | 419        | 276         | 475          | 180           | 254    |
| Cakes                       | PHH                 | -                                 | -         | -         | 127        | -           | -            | -             | 7      |
|                             | PP                  | -                                 | -         | -         | 41         | -           | -            | -             | 2      |
| Biscuits                    | PHH                 | 33                                | 58        | 72        | 30         | 27          | 80           | 459           | 41     |
|                             | PP                  | 6                                 | 15        | 11        | 5          | 3           | 5            | 77            | 10     |
| Others                      | PHH                 | 336                               | 309       | 454       | 198        | 2           | 584          | -             | 370    |
|                             | PP                  | 77                                | 81        | 45        | 36         | -           | 83           | -             | 96     |
| Meat                        | PHH                 | 10,663                            | 14,716    | 23,612    | 32,055     | 45,905      | 72,132       | 72,368        | 12,200 |
|                             | PP                  | 2,457                             | 2,967     | 4,484     | 4,890      | 6,561       | 10,105       | 11,157        | 2,637  |
| Beef                        | PHH                 | 7,260                             | 8,369     | 13,728    | 22,695     | 20,514      | 38,097       | 43,998        | 7,515  |
|                             | PP                  | 1,706                             | 1,694     | 2,489     | 3,420      | 2,904       | 4,721        | 6,634         | 1,608  |
| Mutton                      | PHH                 | 1,199                             | 2,608     | 5,433     | 3,532      | 14,752      | 15,366       | 9,270         | 2,025  |
|                             | PP                  | 273                               | 503       | 1,084     | 619        | 2,235       | 2,053        | 1,385         | 436    |
| Chicken                     | PHH                 | 787                               | 1,231     | 1,408     | 1,796      | 2,275       | 2,263        | 1,483         | 844    |
|                             | PP                  | 171                               | 255       | 232       | 285        | 355         | 224          | 253           | 186    |
| Pork                        | PHH                 | 7                                 | 54        | 14        | -          | -           | -            | -             | 11     |
|                             | PP                  | 2                                 | 17        | 3         | -          | -           | -            | -             | 4      |
| Goat meat                   | PHH                 | 1,058                             | 2,287     | 2,941     | 3,955      | 8,295       | 16,388       | 17,595        | 1,667  |
|                             | PP                  | 236                               | 472       | 661       | 552        | 1,058       | 3,104        | 2,882         | 377    |



Table 16b: Quantity of food, drinks, and tobacco consumed by domestic expenditure group - Country Rural

| Expenditure Item     | Unit of Measurement | DOMESTIC EXPENDITURE GROUP (B I R R) |          |           |           |           |           |           |
|----------------------|---------------------|--------------------------------------|----------|-----------|-----------|-----------|-----------|-----------|
|                      |                     | Below 600                            | 600- 999 | 1000-1399 | 1400-1999 | 2000-2599 | 2600-3399 | 3400-4199 |
| Camel meat           | PHH                 | -                                    | -        | -         | 4         | -         | 6         | 42        |
|                      | PP                  | -                                    | -        | -         | 1         | -         | 1         | 8         |
| 'Gigra/Kok meat      | PHH                 | -                                    | -        | -         | 15        | -         | -         | 2         |
|                      | PP                  | -                                    | -        | -         | 4         | -         | -         | -         |
| Others               | PHH                 | -                                    | -        | 2         | 51        | 60        | 73        | 22        |
|                      | PP                  | -                                    | -        | 1         | 20        | 17        | 14        | 7         |
| Fish                 | PHH                 | -                                    | 25       | 28        | 104       | 101       | 400       | 403       |
|                      | PP                  | -                                    | 25       | 27        | 86        | 28        | 116       | 104       |
| Fish fresh           | PHH                 | -                                    | -        | 26        | 87        | 95        | 344       | 377       |
|                      | PP                  | -                                    | -        | 26        | 70        | 26        | 99        | 94        |
| Fish dried           | PHH                 | -                                    | 25       | -         | 18        | 6         | 41        | 20        |
|                      | PP                  | -                                    | 25       | -         | 16        | 2         | 14        | 7         |
| Others               | PHH                 | -                                    | -        | 2         | -         | -         | 14        | 7         |
|                      | PP                  | -                                    | -        | 1         | -         | -         | 3         | 2         |
| Milk, Cheese and Egg | PHH                 | 292                                  | 1,568    | 7,406     | 13,751    | 14,979    | 26,886    | 37,692    |
|                      | PP                  | 292                                  | 705      | 3,822     | 5,961     | 5,098     | 7,362     | 9,282     |
| Milk                 | PHH                 | -                                    | 101      | 1,643     | 7,729     | 7,391     | 13,567    | 17,617    |
|                      | PP                  | -                                    | 41       | 748       | 3,156     | 2,466     | 3,799     | 4,242     |
| Milk powdered        | PHH                 | -                                    | -        | -         | -         | -         | -         | 23        |
|                      | PP                  | -                                    | -        | -         | -         | -         | -         | 8         |
| Cottage cheese       | PHH                 | -                                    | 92       | 221       | 493       | 629       | 1,526     | 2,049     |
|                      | PP                  | -                                    | 46       | 82        | 350       | 217       | 471       | 599       |
| Yoghurt (clotted)    | PHH                 | -                                    | 55       | 112       | 143       | 316       | 488       | 988       |
|                      | PP                  | -                                    | 18       | 27        | 86        | 126       | 162       | 251       |
| Butter milk          | PHH                 | 292                                  | 1,321    | 5,348     | 5,298     | 6,295     | 10,560    | 16,174    |
|                      | PP                  | 292                                  | 600      | 2,943     | 2,333     | 2,146     | 2,695     | 3,955     |
| Eggs                 | PHH                 | -                                    | -        | -         | 1         | 2         | 3         | 7         |
|                      | PP                  | -                                    | -        | -         | 1         | 1         | 1         | 5         |
| Others               | PHH                 | -                                    | -        | 82        | 87        | 347       | 742       | 835       |
|                      | PP                  | -                                    | -        | 22        | 34        | 143       | 234       | 223       |

Table 16b (Contd.): Quantity of food, drinks, and tobacco consumed by domestic expenditure group - Country Rural

| Expenditure Item     | Unit of Measurement | DOMESTIC EXPENDITURE GROUP (B I R R) |           |           |            |             |              |               | T o t a l |
|----------------------|---------------------|--------------------------------------|-----------|-----------|------------|-------------|--------------|---------------|-----------|
|                      |                     | 4200-5399                            | 5400-6599 | 6600-8999 | 9000-12599 | 12600-16199 | 16200 -19999 | 20,000 & over |           |
| Camel meat           | PHH                 | 32                                   | 94        | 43        | 47         | 9           | 18           | 22            | 34        |
|                      | PP                  | 9                                    | 11        | 7         | 9          | 1           | 3            | 2             | 6         |
| 'Gigra/Kok meat      | PHH                 | 24                                   | 13        | -         | -          | 60          | -            | -             | 8         |
|                      | PP                  | 7                                    | 1         | -         | -          | 7           | -            | -             | 2         |
| Others               | PHH                 | 297                                  | 62        | 44        | 30         | -           | -            | -             | 94        |
|                      | PP                  | 53                                   | 14        | 8         | 5          | -           | -            | -             | 19        |
| Fish                 | PHH                 | 568                                  | 557       | 338       | 511        | -           | 1,145        | 706           | 399       |
|                      | PP                  | 131                                  | 97        | 58        | 76         | -           | 115          | 118           | 92        |
| Fish fresh           | PHH                 | 495                                  | 528       | 311       | 501        | -           | 1,145        | 309           | 360       |
|                      | PP                  | 113                                  | 88        | 54        | 75         | -           | 115          | 51            | 81        |
| Fish dried           | PHH                 | 73                                   | 30        | 27        | 10         | -           | -            | 397           | 35        |
|                      | PP                  | 18                                   | 9         | 4         | 1          | -           | -            | 66            | 10        |
| Others               | PHH                 | -                                    | -         | -         | -          | -           | -            | -             | 3         |
|                      | PP                  | -                                    | -         | -         | -          | -           | -            | -             | 1         |
| Milk, Cheese and Egg | PHH                 | 50,518                               | 72,089    | 81,862    | 110,963    | 106,556     | 109,998      | 72,361        | 50,029    |
|                      | PP                  | 10,611                               | 13,722    | 13,683    | 16,463     | 14,702      | 13,197       | 11,762        | 10,166    |
| Milk                 | PHH                 | 26,714                               | 33,238    | 41,205    | 45,297     | 48,455      | 62,078       | 23,390        | 24,069    |
|                      | PP                  | 5,581                                | 6,354     | 6,830     | 6,534      | 7,219       | 7,539        | 3,453         | 4,891     |
| Milk powdered        | PHH                 | 1                                    | 41        | 85        | 70         | -           | -            | -             | 23        |
|                      | PP                  | -                                    | 6         | 12        | 14         | -           | -            | -             | 4         |
| Cottage cheese       | PHH                 | 2,296                                | 2,886     | 4,658     | 6,817      | 5,526       | 7,080        | 4,785         | 2,555     |
|                      | PP                  | 508                                  | 594       | 783       | 991        | 672         | 1,023        | 644           | 549       |
| Yoghurt (clotted)    | PHH                 | 1,245                                | 994       | 2,090     | 3,141      | 2,545       | 17,904       | 13,445        | 1,264     |
|                      | PP                  | 262                                  | 182       | 354       | 484        | 337         | 1,900        | 2,623         | 253       |
| Butter milk          | PHH                 | 19,436                               | 34,661    | 32,849    | 51,084     | 39,512      | 22,874       | 24,972        | 21,053    |
|                      | PP                  | 4,079                                | 6,530     | 5,541     | 7,594      | 4,863       | 2,726        | 4,028         | 4,239     |
| Eggs                 | PHH                 | 5                                    | 15        | 36        | 120        | 342         | 63           | 3,753         | 43        |
|                      | PP                  | 2                                    | 4         | 7         | 21         | 58          | 8            | 678           | 9         |
| Others               | PHH                 | 820                                  | 252       | 939       | 4,434      | 10,176      | -            | 2,016         | 1,021     |
|                      | PP                  | 179                                  | 51        | 156       | 824        | 1,553       | -            | 336           | 220       |

Table 16b: Quantity of food, drinks, and tobacco consumed by domestic expenditure group - Country Rural

| Expenditure Item      | Unit of Measurement | DOMESTIC EXPENDITURE GROUP (B I R R) |          |           |           |           |           |           |
|-----------------------|---------------------|--------------------------------------|----------|-----------|-----------|-----------|-----------|-----------|
|                       |                     | Below 600                            | 600- 999 | 1000-1399 | 1400-1999 | 2000-2599 | 2600-3399 | 3400-4199 |
| Oils and Fats         | PHH                 | -                                    | 103      | 265       | 547       | 1,045     | 1,730     | 2,870     |
|                       | PP                  | -                                    | 67       | 199       | 334       | 496       | 580       | 905       |
| Butter unrefined      | PHH                 | -                                    | 13       | 41        | 188       | 244       | 548       | 901       |
|                       | PP                  | -                                    | 7        | 23        | 130       | 107       | 161       | 274       |
| Butter semi-refined   | PHH                 | -                                    | 7        | 16        | 22        | 20        | 41        | 86        |
|                       | PP                  | -                                    | 4        | 8         | 12        | 7         | 15        | 33        |
| Imported butter       | PHH                 | -                                    | -        | -         | -         | -         | -         | 1         |
|                       | PP                  | -                                    | -        | -         | -         | -         | -         | -         |
| Edible oil (local)    | PHH                 | -                                    | 82       | 156       | 283       | 682       | 925       | 1,567     |
|                       | PP                  | -                                    | 56       | 121       | 163       | 335       | 332       | 484       |
| Edible oil (Imported) | PHH                 | -                                    | -        | 52        | 54        | 97        | 202       | 292       |
|                       | PP                  | -                                    | -        | 47        | 29        | 46        | 69        | 107       |
| Others                | PHH                 | -                                    | -        | -         | 1         | 1         | 15        | 23        |
|                       | PP                  | -                                    | -        | -         | -         | -         | 4         | 6         |
| Vegetables            | PHH                 | 39,071                               | 41,964   | 41,783    | 78,134    | 95,771    | 111,119   | 132,447   |
|                       | PP                  | 38,419                               | 30,668   | 23,663    | 35,478    | 31,557    | 31,665    | 31,491    |
| Ethiopian kale        | PHH                 | 35,046                               | 34,424   | 30,836    | 60,541    | 75,233    | 90,662    | 107,513   |
|                       | PP                  | 35,046                               | 25,179   | 18,284    | 27,705    | 25,539    | 25,546    | 25,419    |
| Cabbage               | PHH                 | -                                    | -        | 63        | 148       | 549       | 542       | 358       |
|                       | PP                  | -                                    | -        | 20        | 38        | 183       | 129       | 102       |
| Lettuce               | PHH                 | -                                    | -        | -         | 17        | 4         | 8         | 47        |
|                       | PP                  | -                                    | -        | -         | 4         | 4         | 2         | 13        |
| Spinach               | PHH                 | -                                    | -        | -         | 4         | 91        | 120       | 35        |
|                       | PP                  | -                                    | -        | -         | 4         | 45        | 53        | 10        |
| Carrot                | PHH                 | -                                    | -        | -         | -         | 2         | 2         | 21        |
|                       | PP                  | -                                    | -        | -         | -         | -         | -         | 9         |
| Tomato                | PHH                 | -                                    | 77       | 237       | 434       | 569       | 793       | 974       |
|                       | PP                  | -                                    | 32       | 204       | 174       | 260       | 240       | 263       |
| Onions                | PHH                 | -                                    | 547      | 753       | 1,533     | 2,778     | 3,442     | 4,383     |
|                       | PP                  | -                                    | 425      | 462       | 813       | 1,059     | 1,107     | 1,305     |
| Garlic                | PHH                 | 9                                    | 94       | 113       | 260       | 411       | 581       | 869       |

Table 16b (Contd.): Quantity of food, drinks, and tobacco consumed by domestic expenditure group - Country Rural

| Expenditure Item      | Unit of Measurement | DOMESTIC EXPENDITURE GROUP (B I R R) |           |           |            |             |              |               | Total   |
|-----------------------|---------------------|--------------------------------------|-----------|-----------|------------|-------------|--------------|---------------|---------|
|                       |                     | 4200-5399                            | 5400-6599 | 6600-8999 | 9000-12599 | 12600-16199 | 16200 -19999 | 20,000 & over |         |
| Oils and Fats         | PHH                 | 4,147                                | 5,974     | 8,599     | 12,028     | 15,412      | 23,064       | 22,789        | 4,617   |
|                       | PP                  | 1,028                                | 1,268     | 1,623     | 1,935      | 2,181       | 2,844        | 3,780         | 1,032   |
| Butter unrefined      | PHH                 | 1,160                                | 1,717     | 2,476     | 3,963      | 3,164       | 4,217        | 4,138         | 1,322   |
|                       | PP                  | 268                                  | 352       | 430       | 586        | 426         | 494          | 644           | 279     |
| Butter semi-refined   | PHH                 | 136                                  | 164       | 406       | 590        | 245         | 1,384        | 1,326         | 171     |
|                       | PP                  | 35                                   | 40        | 71        | 100        | 33          | 167          | 216           | 37      |
| Imported butter       | PHH                 | 1                                    | 35        | -         | 34         | -           | -            | 2             | 7       |
|                       | PP                  | -                                    | 6         | -         | 13         | -           | -            | -             | 2       |
| Edible oil (local)    | PHH                 | 2,318                                | 3,411     | 4,924     | 6,528      | 11,572      | 16,117       | 15,863        | 2,668   |
|                       | PP                  | 589                                  | 728       | 972       | 1,052      | 1,644       | 2,024        | 2,710         | 602     |
| Edible oil (Imported) | PHH                 | 512                                  | 610       | 726       | 784        | 294         | 992          | 1,132         | 414     |
|                       | PP                  | 130                                  | 135       | 139       | 160        | 58          | 120          | 167           | 104     |
| Others                | PHH                 | 20                                   | 36        | 66        | 129        | 138         | 354          | 327           | 36      |
|                       | PP                  | 6                                    | 7         | 12        | 24         | 20          | 39           | 41            | 7       |
| Vegetables            | PHH                 | 140,666                              | 173,345   | 179,265   | 229,504    | 258,039     | 263,423      | 186,667       | 141,732 |
|                       | PP                  | 29,731                               | 32,157    | 29,583    | 35,140     | 32,247      | 36,026       | 30,221        | 31,342  |
| Ethiopian kale        | PHH                 | 112,139                              | 140,170   | 137,055   | 179,459    | 197,552     | 183,939      | 144,757       | 112,458 |
|                       | PP                  | 23,386                               | 25,863    | 22,182    | 27,409     | 23,962      | 24,205       | 23,340        | 24,796  |
| Cabbage               | PHH                 | 702                                  | 910       | 1,423     | 2,150      | 1,818       | 12,361       | 5,439         | 856     |
|                       | PP                  | 158                                  | 153       | 230       | 324        | 228         | 1,238        | 896           | 164     |
| Lettuce               | PHH                 | 20                                   | 55        | 10        | 11         | 108         | 5            | -             | 24      |
|                       | PP                  | 5                                    | 11        | 2         | 2          | 21          | 1            | -             | 6       |
| Spinach               | PHH                 | 127                                  | 314       | 235       | 549        | 6           | 12           | 107           | 157     |
|                       | PP                  | 35                                   | 65        | 39        | 61         | 1           | 1            | 21            | 37      |
| Carrot                | PHH                 | 95                                   | 40        | 470       | 90         | 215         | 419          | 427           | 97      |
|                       | PP                  | 40                                   | 8         | 63        | 16         | 27          | 59           | 69            | 20      |
| Tomato                | PHH                 | 1,521                                | 2,141     | 1,532     | 2,373      | 6,121       | 2,795        | 1,318         | 1,358   |
|                       | PP                  | 380                                  | 470       | 321       | 400        | 704         | 280          | 201           | 322     |
| Onions                | PHH                 | 6,667                                | 8,067     | 10,852    | 13,933     | 23,464      | 20,347       | 22,417        | 6,579   |
|                       | PP                  | 1,652                                | 1,700     | 2,029     | 2,252      | 3,345       | 2,637        | 3,730         | 1,516   |
| Garlic                | PHH                 | 1,010                                | 1,203     | 1,609     | 1,827      | 2,036       | 2,607        | 1,330         | 977     |

Table 16b: Quantity of food, drinks, and tobacco consumed by domestic expenditure group - Country Rural

| Expenditure Item   | Unit of Measurement | DOMESTIC EXPENDITURE GROUP (B I R R) |          |           |           |           |           |           |
|--------------------|---------------------|--------------------------------------|----------|-----------|-----------|-----------|-----------|-----------|
|                    |                     | Below 600                            | 600- 999 | 1000-1399 | 1400-1999 | 2000-2599 | 2600-3399 | 3400-4199 |
|                    | PP                  | 9                                    | 49       | 87        | 110       | 142       | 176       | 216       |
| Pepper green       | PHH                 | -                                    | 721      | 1,054     | 851       | 1,231     | 2,262     | 2,405     |
|                    | PP                  | -                                    | 420      | 617       | 367       | 408       | 656       | 602       |
| Pumpkin            | PHH                 | -                                    | 974      | 1,374     | 2,535     | 2,215     | 3,839     | 5,880     |
|                    | PP                  | -                                    | 559      | 623       | 1,206     | 740       | 1,290     | 1,244     |
| Green beans        | PHH                 | -                                    | -        | -         | -         | 26        | 380       | 417       |
|                    | PP                  | -                                    | -        | -         | -         | 9         | 80        | 126       |
| Beet root          | PHH                 | -                                    | 52       | 79        | 110       | 311       | 311       | 383       |
|                    | PP                  | -                                    | 52       | 46        | 37        | 115       | 113       | 91        |
| Switzcharge        | PHH                 | -                                    | -        | 12        | 19        | -         | 37        | 136       |
|                    | PP                  | -                                    | -        | 6         | 19        | -         | 18        | 34        |
| Cauliflower        | PHH                 | -                                    | 2,652    | 193       | 128       | 434       | 616       | 609       |
|                    | PP                  | -                                    | 1,895    | 97        | 56        | 142       | 207       | 155       |
| Canned tomato      | PHH                 | -                                    | -        | -         | -         | -         | -         | 1         |
|                    | PP                  | -                                    | -        | -         | -         | -         | -         | -         |
| Leaks              | PHH                 | -                                    | 123      | 503       | 224       | 391       | 537       | 831       |
|                    | PP                  | -                                    | 81       | 226       | 104       | 123       | 182       | 201       |
| 'Samma'            | PHH                 | -                                    | -        | 318       | 399       | 434       | 708       | 728       |
|                    | PP                  | -                                    | -        | 108       | 183       | 103       | 233       | 180       |
| 'Shiferaw/Aleko    | PHH                 | 3,969                                | 1,898    | 2,385     | 5,693     | 6,152     | 2,409     | 1,316     |
|                    | PP                  | 3,316                                | 1,574    | 707       | 2,944     | 1,182     | 582       | 247       |
| 'Alengele shinkurt | PHH                 | -                                    | -        | 212       | 394       | 452       | 1,094     | 1,425     |
|                    | PP                  | -                                    | -        | 207       | 126       | 162       | 326       | 340       |
| Others             | PHH                 | 47                                   | 403      | 3,650     | 4,844     | 4,485     | 2,776     | 4,114     |
|                    | PP                  | 47                                   | 403      | 1,969     | 1,588     | 1,341     | 724       | 933       |
| Fruits             | PHH                 | -                                    | 262      | 745       | 1,034     | 2,618     | 2,650     | 3,991     |
|                    | PP                  | -                                    | 262      | 429       | 514       | 944       | 741       | 1,230     |
| Banana             | PHH                 | -                                    | 95       | 360       | 219       | 393       | 794       | 1,016     |
|                    | PP                  | -                                    | 95       | 234       | 135       | 181       | 258       | 248       |
| Orange local       | PHH                 | -                                    | 1        | 52        | -         | 23        | 50        | 74        |
|                    | PP                  | -                                    | 1        | 26        | -         | 19        | 20        | 16        |

Table 16b (Contd.): Quantity of food, drinks, and tobacco consumed by domestic expenditure group - Country Rural

| Expenditure Item   | Unit of Measurement | DOMESTIC EXPENDITURE GROUP (B I R R) |           |           |            |             |              |               | T o t a l |
|--------------------|---------------------|--------------------------------------|-----------|-----------|------------|-------------|--------------|---------------|-----------|
|                    |                     | 4200-5399                            | 5400-6599 | 6600-8999 | 9000-12599 | 12600-16199 | 16200 -19999 | 20,000 & over |           |
|                    | PP                  | 233                                  | 241       | 260       | 276        | 323         | 285          | 183           | 211       |
| Pepper green       | PHH                 | 2,599                                | 3,037     | 3,483     | 4,509      | 5,666       | 4,093        | 3,446         | 2,596     |
|                    | PP                  | 589                                  | 587       | 582       | 708        | 730         | 526          | 734           | 581       |
| Pumpkin            | PHH                 | 6,311                                | 7,192     | 9,987     | 13,801     | 10,213      | 29,660       | 570           | 6,303     |
|                    | PP                  | 1,352                                | 1,165     | 1,583     | 2,037      | 1,237       | 5,708        | 80            | 1,297     |
| Green beans        | PHH                 | 101                                  | 205       | 601       | 53         | -           | -            | -             | 246       |
|                    | PP                  | 18                                   | 41        | 170       | 9          | -           | -            | -             | 62        |
| Beet root          | PHH                 | 1,072                                | 886       | 1,506     | 1,917      | 1,164       | 981          | 256           | 779       |
|                    | PP                  | 230                                  | 184       | 232       | 285        | 153         | 132          | 41            | 160       |
| Switzcharge        | PHH                 | 36                                   | 116       | 1,971     | -          | -           | -            | -             | 286       |
|                    | PP                  | 7                                    | 23        | 430       | -          | -           | -            | -             | 65        |
| Cauliflower        | PHH                 | 332                                  | 421       | 369       | 123        | 1,383       | -            | -             | 449       |
|                    | PP                  | 61                                   | 118       | 58        | 25         | 346         | -            | -             | 128       |
| Canned tomato      | PHH                 | 3                                    | 4         | 12        | 9          | 9           | 10           | 1             | 3         |
|                    | PP                  | 1                                    | 1         | 3         | 2          | 2           | 3            | -             | 1         |
| Leaks              | PHH                 | 924                                  | 822       | 881       | 423        | 635         | 355          | 167           | 695       |
|                    | PP                  | 196                                  | 159       | 129       | 60         | 70          | 46           | 23            | 158       |
| 'Samma'            | PHH                 | 855                                  | 848       | 365       | 684        | -           | -            | -             | 643       |
|                    | PP                  | 220                                  | 149       | 62        | 117        | -           | -            | -             | 160       |
| 'Shiferaw/Aleko    | PHH                 | 1,493                                | 584       | 1,020     | 143        | 670         | -            | -             | 1,968     |
|                    | PP                  | 211                                  | 102       | 171       | 18         | 134         | -            | -             | 490       |
| 'Alengele shinkurt | PHH                 | 1,959                                | 3,087     | 3,428     | 5,902      | 5,429       | 3,253        | 2,999         | 2,101     |
|                    | PP                  | 440                                  | 561       | 579       | 931        | 766         | 478          | 510           | 425       |
| Others             | PHH                 | 2,700                                | 3,243     | 2,455     | 1,548      | 1,550       | 2,587        | 3,433         | 3,156     |
|                    | PP                  | 517                                  | 557       | 458       | 209        | 199         | 427          | 393           | 741       |
| Fruits             | PHH                 | 4,861                                | 6,172     | 13,602    | 26,174     | 13,744      | 8,140        | 41,533        | 6,711     |
|                    | PP                  | 1,142                                | 1,305     | 2,949     | 5,121      | 1,942       | 1,031        | 6,058         | 1,536     |
| Banana             | PHH                 | 1,395                                | 2,069     | 2,724     | 3,088      | 4,781       | 5,263        | 3,829         | 1,496     |
|                    | PP                  | 283                                  | 437       | 486       | 490        | 615         | 670          | 588           | 319       |
| Orange local       | PHH                 | 131                                  | 222       | 439       | 1,732      | 657         | 232          | 3,545         | 262       |
|                    | PP                  | 26                                   | 60        | 107       | 455        | 98          | 36           | 590           | 65        |

Table 16b: Quantity of food, drinks, and tobacco consumed by domestic expenditure group - Country Rural

| Expenditure Item | Unit of Measurement | DOMESTIC EXPENDITURE GROUP (B I R R) |          |           |           |           |           |           |
|------------------|---------------------|--------------------------------------|----------|-----------|-----------|-----------|-----------|-----------|
|                  |                     | Below 600                            | 600- 999 | 1000-1399 | 1400-1999 | 2000-2599 | 2600-3399 | 3400-4199 |
| Lemon            | PHH                 | -                                    | -        | -         | 6         | 4         | 21        | 6         |
|                  | PP                  | -                                    | -        | -         | 3         | 2         | 5         | 2         |
| Mandarin         | PHH                 | -                                    | -        | -         | -         | -         | -         | 2         |
|                  | PP                  | -                                    | -        | -         | -         | -         | -         | 1         |
| Peach            | PHH                 | -                                    | -        | -         | -         | 4         | -         | -         |
|                  | PP                  | -                                    | -        | -         | -         | 1         | -         | -         |
| Avacado          | PHH                 | -                                    | -        | 8         | 15        | 133       | 168       | 146       |
|                  | PP                  | -                                    | -        | 8         | 7         | 81        | 42        | 40        |
| Pome/apple       | PHH                 | -                                    | -        | -         | -         | -         | -         | 5         |
|                  | PP                  | -                                    | -        | -         | -         | -         | -         | 1         |
| Casimire         | PHH                 | -                                    | -        | -         | -         | -         | -         | -         |
|                  | PP                  | -                                    | -        | -         | -         | -         | -         | -         |
| Cactus           | PHH                 | -                                    | -        | 112       | 493       | 992       | 1,188     | 2,207     |
|                  | PP                  | -                                    | -        | 56        | 264       | 339       | 305       | 798       |
| Papaya           | PHH                 | -                                    | 166      | -         | 149       | 367       | 198       | 244       |
|                  | PP                  | -                                    | 166      | -         | 40        | 108       | 56        | 62        |
| Pineapple        | PHH                 | -                                    | -        | -         | -         | -         | -         | -         |
|                  | PP                  | -                                    | -        | -         | -         | -         | -         | -         |
| Guava            | PHH                 | -                                    | -        | 5         | 24        | 8         | 7         | 9         |
|                  | PP                  | -                                    | -        | 2         | 12        | 1         | 1         | 3         |
| Mango            | PHH                 | -                                    | -        | -         | 86        | 268       | 104       | 169       |
|                  | PP                  | -                                    | -        | -         | 40        | 107       | 31        | 40        |
| Water melon      | PHH                 | -                                    | -        | -         | -         | -         | -         | -         |
|                  | PP                  | -                                    | -        | -         | -         | -         | -         | -         |
| Strawberry       | PHH                 | -                                    | -        | -         | -         | -         | -         | -         |
|                  | PP                  | -                                    | -        | -         | -         | -         | -         | -         |
| Dates            | PHH                 | -                                    | -        | -         | -         | -         | -         | -         |
|                  | PP                  | -                                    | -        | -         | -         | -         | -         | -         |
| Ground nuts      | PHH                 | -                                    | -        | 4         | 5         | 13        | 8         | 27        |
|                  | PP                  | -                                    | -        | 4         | 1         | 5         | 3         | 8         |

Table 16b (Contd.): Quantity of food, drinks, and tobacco consumed by domestic expenditure group - Country Rural

| Expenditure Item | Unit of Measurement | D O M E S T I C   E X P E N D I T U R E   G R O U P (B I R R) |           |           |            |             |              |               | T o t a l |
|------------------|---------------------|---|-----------|-----------|------------|-------------|--------------|---------------|-----------|
|                  |                     | 4200-5399   | 5400-6599 | 6600-8999 | 9000-12599 | 12600-16199 | 16200 -19999 | 20,000 & over |           |
| Lemon            | PHH                 | 11  | 12        | 51        | 59         | 11          | 348          | 80            | 20        |
|                  | PP                  | 3   | 2         | 13        | 9          | 4           | 40           | 7             | 5         |
| Mandarin         | PHH                 | 4   | -         | 2         | -          | -           | -            | -             | 1         |
|                  | PP                  | 1   | -         | -         | -          | -           | -            | -             | -         |
| Peach            | PHH                 | 64  | -         | 11        | 12         | -           | 38           | -             | 15        |
|                  | PP                  | 13  | -         | 2         | 2          | -           | 3            | -             | 3         |
| Avacado          | PHH                 | 201   | 396       | 569       | 729        | 1,091       | 222          | 499           | 282       |
|                  | PP                  | 43  | 78        | 93        | 124        | 159         | 20           | 83            | 60        |
| Pome/apple       | PHH                 | -   | -         | -         | -          | -           | -            | -             | 1         |
|                  | PP                  | -   | -         | -         | -          | -           | -            | -             | -         |
| Casimire         | PHH                 | 3   | 15        | -         | -          | 1           | -            | -             | 3         |
|                  | PP                  | 1   | 6         | -         | -          | -           | -            | -             | 1         |
| Cactus           | PHH                 | 2,340   | 2,597     | 8,459     | 19,150     | 6,345       | -            | 33,160        | 3,853     |
|                  | PP                  | 622   | 536       | 1,980     | 3,845      | 893         | -            | 4,737         | 909       |
| Papaya           | PHH                 | 359   | 486       | 388       | 570        | 432         | 1,760        | -             | 335       |
|                  | PP                  | 72  | 109       | 83        | 74         | 63          | 220          | -             | 75        |
| Pineapple        | PHH                 | 4   | 85        | 15        | 46         | -           | -            | -             | 16        |
|                  | PP                  | 1   | 21        | 2         | 5          | -           | -            | -             | 3         |
| Guava            | PHH                 | 72  | 18        | 87        | 60         | 68          | -            | -             | 36        |
|                  | PP                  | 11  | 3         | 14        | 7          | 14          | -            | -             | 6         |
| Mango            | PHH                 | 162   | 156       | 186       | 230        | 206         | 210          | 362           | 163       |
|                  | PP                  | 37  | 32        | 35        | 40         | 75          | 34           | 46            | 42        |
| Water melon      | PHH                 | -   | -         | -         | -          | 8           | -            | -             | -         |
|                  | PP                  | -   | -         | -         | -          | 1           | -            | -             | -         |
| Strawberry       | PHH                 | -   | -         | -         | 231        | -           | -            | -             | 14        |
|                  | PP                  | -   | -         | -         | 29         | -           | -            | -             | 2         |
| Dates            | PHH                 | -   | 29        | 131       | 102        | 76          | -            | 5             | 27        |
|                  | PP                  | -   | 8         | 26        | 14         | 12          | -            | 1             | 5         |
| Ground nuts      | PHH                 | 34  | 21        | 23        | 20         | 18          | 66           | 35            | 21        |
|                  | PP                  | 7   | 3         | 3         | 3          | 4           | 7            | 5             | 5         |



Table 16b: Quantity of food, drinks, and tobacco consumed by domestic expenditure group - Country Rural

| Expenditure Item | Unit of Measurement | DOMESTIC EXPENDITURE GROUP (B I R R) |          |           |           |           |           |           |
|------------------|---------------------|--------------------------------------|----------|-----------|-----------|-----------|-----------|-----------|
|                  |                     | Below 600                            | 600- 999 | 1000-1399 | 1400-1999 | 2000-2599 | 2600-3399 | 3400-4199 |
| Juice            | PHH                 | -                                    | -        | -         | -         | -         | -         | -         |
|                  | PP                  | -                                    | -        | -         | -         | -         | -         | -         |
| Citron           | PHH                 | -                                    | -        | 5         | -         | -         | 5         | -         |
|                  | PP                  | -                                    | -        | 2         | -         | -         | 2         | -         |
| Others           | PHH                 | -                                    | -        | 199       | 36        | 413       | 107       | 86        |
|                  | PP                  | -                                    | -        | 96        | 12        | 99        | 16        | 12        |
| Spices           | PHH                 | 1,571                                | 2,594    | 3,950     | 5,623     | 7,172     | 9,381     | 11,020    |
|                  | PP                  | 1,268                                | 1,912    | 2,554     | 2,923     | 2,705     | 2,908     | 2,870     |
| Pepper whole     | PHH                 | -                                    | 55       | 402       | 143       | 271       | 432       | 316       |
|                  | PP                  | -                                    | 35       | 270       | 68        | 115       | 135       | 80        |
| Pepper milled    | PHH                 | 1,427                                | 2,168    | 2,926     | 4,075     | 4,635     | 6,124     | 7,186     |
|                  | PP                  | 1,132                                | 1,583    | 1,938     | 2,217     | 1,859     | 1,976     | 1,851     |
| Black pepper     | PHH                 | -                                    | 1        | 13        | 2         | 12        | 15        | 29        |
|                  | PP                  | -                                    | -        | 10        | 1         | 5         | 4         | 9         |
| Long pepper      | PHH                 | -                                    | 2        | 2         | 1         | 34        | 2         | 2         |
|                  | PP                  | -                                    | 2        | 2         | 1         | 11        | 1         | 1         |
| White cumin      | PHH                 | -                                    | 18       | 18        | 17        | 40        | 49        | 49        |
|                  | PP                  | -                                    | 15       | 11        | 9         | 14        | 15        | 12        |
| Black cumin      | PHH                 | -                                    | 9        | 7         | 22        | 53        | 63        | 77        |
|                  | PP                  | -                                    | 8        | 4         | 11        | 18        | 19        | 20        |
| Ginger           | PHH                 | 8                                    | 142      | 147       | 309       | 730       | 1,040     | 1,229     |
|                  | PP                  | 8                                    | 125      | 95        | 143       | 241       | 297       | 332       |
| Cloves           | PHH                 | -                                    | 1        | 3         | 7         | 9         | 7         | 12        |
|                  | PP                  | -                                    | 1        | 2         | 2         | 4         | 2         | 3         |
| Cinnamon         | PHH                 | -                                    | -        | -         | -         | -         | 3         | 3         |
|                  | PP                  | -                                    | -        | -         | -         | -         | 1         | 1         |
| Cardamon         | PHH                 | -                                    | 1        | 3         | 4         | 9         | 29        | 36        |
|                  | PP                  | -                                    | 1        | 2         | 2         | 3         | 10        | 10        |
| Tumeric          | PHH                 | -                                    | 7        | 5         | 23        | 31        | 35        | 62        |
|                  | PP                  | -                                    | 7        | 4         | 12        | 13        | 9         | 17        |

Table 16b (Contd.): Quantity of food, drinks, and tobacco consumed by domestic expenditure group - Country Rural

| Expenditure Item | Unit of Measurement | DOMESTIC EXPENDITURE GROUP (B I R R) |           |           |            |             |              |               | T o t a l |
|------------------|---------------------|--------------------------------------|-----------|-----------|------------|-------------|--------------|---------------|-----------|
|                  |                     | 4200-5399                            | 5400-6599 | 6600-8999 | 9000-12599 | 12600-16199 | 16200 -19999 | 20,000 & over |           |
| Juice            | PHH                 | -                                    | -         | -         | 123        | -           | -            | -             | 7         |
|                  | PP                  | -                                    | -         | -         | 20         | -           | -            | -             | 1         |
| Citron           | PHH                 | 27                                   | 17        | -         | -          | 50          | -            | -             | 9         |
|                  | PP                  | 13                                   | 3         | -         | -          | 5           | -            | -             | 3         |
| Others           | PHH                 | 54                                   | 50        | 518       | 23         | 1           | 2            | 19            | 151       |
|                  | PP                  | 9                                    | 6         | 105       | 4          | -           | -            | 2             | 31        |
| Spices           | PHH                 | 13,355                               | 14,631    | 19,522    | 22,639     | 28,080      | 22,661       | 36,501        | 13,034    |
|                  | PP                  | 2,997                                | 2,885     | 3,347     | 3,453      | 4,256       | 2,934        | 5,741         | 3,006     |
| Pepper whole     | PHH                 | 584                                  | 398       | 1,065     | 742        | 718         | 6,962        | 357           | 532       |
|                  | PP                  | 136                                  | 79        | 182       | 123        | 87          | 781          | 58            | 122       |
| Pepper milled    | PHH                 | 8,790                                | 9,470     | 12,541    | 13,199     | 19,584      | 9,952        | 31,421        | 8,465     |
|                  | PP                  | 1,983                                | 1,840     | 2,211     | 2,012      | 2,988       | 1,406        | 4,939         | 1,999     |
| Black pepper     | PHH                 | 11                                   | 7         | 11        | 30         | 48          | 7            | -             | 15        |
|                  | PP                  | 3                                    | 1         | 2         | 4          | 5           | 1            | -             | 4         |
| Long pepper      | PHH                 | 9                                    | 7         | 8         | 14         | 30          | 28           | 15            | 9         |
|                  | PP                  | 2                                    | 1         | 1         | 2          | 4           | 3            | 2             | 2         |
| White cumin      | PHH                 | 69                                   | 99        | 112       | 112        | 263         | 102          | 96            | 71        |
|                  | PP                  | 16                                   | 18        | 20        | 18         | 38          | 17           | 14            | 16        |
| Black cumin      | PHH                 | 100                                  | 151       | 150       | 513        | 332         | 103          | 34            | 120       |
|                  | PP                  | 22                                   | 27        | 26        | 68         | 50          | 22           | 5             | 24        |
| Ginger           | PHH                 | 1,512                                | 2,105     | 2,383     | 3,609      | 4,283       | 3,094        | 2,730         | 1,590     |
|                  | PP                  | 342                                  | 428       | 399       | 592        | 649         | 396          | 449           | 346       |
| Cloves           | PHH                 | 49                                   | 41        | 149       | 284        | 32          | 40           | 40            | 54        |
|                  | PP                  | 15                                   | 7         | 24        | 47         | 5           | 5            | 6             | 11        |
| Cinnamon         | PHH                 | 5                                    | 2         | 11        | 32         | 3           | 5            | 4             | 5         |
|                  | PP                  | 1                                    | -         | 2         | 5          | -           | 1            | 1             | 1         |
| Cardamon         | PHH                 | 49                                   | 110       | 161       | 80         | 87          | 123          | 65            | 61        |
|                  | PP                  | 11                                   | 37        | 25        | 11         | 23          | 13           | 9             | 14        |
| Turmeric         | PHH                 | 77                                   | 88        | 161       | 197        | 243         | 200          | 244           | 82        |
|                  | PP                  | 19                                   | 21        | 30        | 33         | 33          | 36           | 37            | 19        |

Table 16b: Quantity of food, drinks, and tobacco consumed by domestic expenditure group - Country Rural

| Expenditure Item               | Unit of Measurement | DOMESTIC EXPENDITURE GROUP (B I R R) |          |           |           |           |           |           |
|--------------------------------|---------------------|--------------------------------------|----------|-----------|-----------|-----------|-----------|-----------|
|                                |                     | Below 600                            | 600- 999 | 1000-1399 | 1400-1999 | 2000-2599 | 2600-3399 | 3400-4199 |
| Mustard                        | PHH                 | -                                    | -        | -         | -         | 1         | 1         | 5         |
|                                | PP                  | -                                    | -        | -         | -         | 1         | -         | 1         |
| Rue                            | PHH                 | 23                                   | 5        | 23        | 156       | 175       | 242       | 268       |
|                                | PP                  | 20                                   | 5        | 7         | 62        | 49        | 64        | 63        |
| Coriander                      | PHH                 | -                                    | 1        | 9         | 90        | 70        | 95        | 199       |
|                                | PP                  | -                                    | 1        | 6         | 40        | 22        | 29        | 48        |
| Savory                         | PHH                 | -                                    | -        | 6         | 19        | 53        | 26        | 49        |
|                                | PP                  | -                                    | -        | 2         | 13        | 14        | 9         | 12        |
| Fennel                         | PHH                 | -                                    | -        | -         | 12        | 53        | 41        | 27        |
|                                | PP                  | -                                    | -        | -         | 4         | 18        | 10        | 7         |
| Chilies                        | PHH                 | 109                                  | 127      | 287       | 585       | 599       | 715       | 754       |
|                                | PP                  | 105                                  | 72       | 158       | 264       | 188       | 192       | 201       |
| Basil                          | PHH                 | 3                                    | 8        | 51        | 55        | 69        | 96        | 180       |
|                                | PP                  | 3                                    | 8        | 26        | 23        | 25        | 29        | 48        |
| Others                         | PHH                 | -                                    | 48       | 47        | 105       | 326       | 367       | 537       |
|                                | PP                  | -                                    | 47       | 15        | 52        | 105       | 107       | 156       |
| Potatoes, other tubers & stems | PHH                 | 57,088                               | 64,370   | 66,714    | 172,107   | 230,731   | 363,436   | 390,416   |
|                                | PP                  | 56,868                               | 39,605   | 35,817    | 84,328    | 76,172    | 99,329    | 94,049    |
| Potato                         | PHH                 | 732                                  | 6,909    | 16,310    | 15,385    | 29,537    | 40,094    | 44,512    |
|                                | PP                  | 513                                  | 4,910    | 7,833     | 6,893     | 10,146    | 12,058    | 11,216    |
| Sweet potato                   | PHH                 | -                                    | 359      | 3,033     | 19,888    | 17,871    | 26,523    | 31,585    |
|                                | PP                  | -                                    | 359      | 1,625     | 13,225    | 5,555     | 7,813     | 7,371     |
| 'Kocho'                        | PHH                 | 53,683                               | 51,496   | 39,554    | 103,595   | 138,236   | 243,739   | 250,724   |
|                                | PP                  | 53,683                               | 31,965   | 23,020    | 48,407    | 45,679    | 65,706    | 60,298    |
| 'Amicho'                       | PHH                 | 2,003                                | 5,387    | 3,844     | 23,269    | 31,464    | 27,556    | 33,478    |
|                                | PP                  | 2,003                                | 2,152    | 1,677     | 10,704    | 10,285    | 6,948     | 7,728     |
| 'Anchote'                      | PHH                 | -                                    | -        | 68        | -         | 362       | 1,282     | 530       |
|                                | PP                  | -                                    | -        | 23        | -         | 95        | 295       | 129       |
| 'Godere'                       | PHH                 | 643                                  | 30       | 3,116     | 8,489     | 11,837    | 18,413    | 20,402    |
|                                | PP                  | 643                                  | 30       | 1,328     | 4,363     | 3,964     | 4,840     | 4,864     |

Table 16b (Contd.): Quantity of food, drinks, and tobacco consumed by domestic expenditure group - Country Rural

| Expenditure Item               | Unit of Measurement | DOMESTIC EXPENDITURE GROUP (B I R R) |           |           |            |             |              |               | T o t a l |
|--------------------------------|---------------------|--------------------------------------|-----------|-----------|------------|-------------|--------------|---------------|-----------|
|                                |                     | 4200-5399                            | 5400-6599 | 6600-8999 | 9000-12599 | 12600-16199 | 16200 -19999 | 20,000 & over |           |
| Mustard                        | PHH                 | 4                                    | 3         | 26        | 14         | 52          | -            | 4             | 7         |
|                                | PP                  | 1                                    | 1         | 4         | 4          | 6           | -            | -             | 2         |
| Rue                            | PHH                 | 152                                  | 194       | 214       | 216        | 201         | 88           | 20            | 199       |
|                                | PP                  | 29                                   | 40        | 37        | 35         | 33          | 12           | 3             | 45        |
| Coriander                      | PHH                 | 101                                  | 214       | 137       | 125        | 206         | 234          | 44            | 132       |
|                                | PP                  | 22                                   | 40        | 22        | 18         | 38          | 33           | 6             | 30        |
| Savory                         | PHH                 | 65                                   | 30        | 28        | 64         | 50          | 13           | -             | 42        |
|                                | PP                  | 13                                   | 5         | 5         | 10         | 9           | 1            | -             | 10        |
| Fennel                         | PHH                 | 46                                   | 35        | 38        | 84         | 49          | -            | -             | 39        |
|                                | PP                  | 9                                    | 6         | 6         | 13         | 10          | -            | -             | 9         |
| Chillies                       | PHH                 | 642                                  | 632       | 878       | 1,185      | 785         | 464          | 481           | 712       |
|                                | PP                  | 135                                  | 129       | 134       | 163        | 97          | 60           | 57            | 165       |
| Basil                          | PHH                 | 189                                  | 195       | 191       | 252        | 138         | 295          | 76            | 156       |
|                                | PP                  | 41                                   | 39        | 32        | 38         | 22          | 34           | 11            | 35        |
| Others                         | PHH                 | 902                                  | 850       | 1,257     | 1,887      | 976         | 953          | 871           | 744       |
|                                | PP                  | 198                                  | 165       | 186       | 256        | 160         | 114          | 144           | 153       |
| Potatoes, other tubers & stems | PHH                 | 484,481                              | 564,448   | 575,709   | 744,541    | 598,620     | 789,210      | 459,698       | 440,834   |
|                                | PP                  | 96,183                               | 104,550   | 93,124    | 113,861    | 80,382      | 110,603      | 75,583        | 93,755    |
| Potato                         | PHH                 | 62,405                               | 62,774    | 72,856    | 110,709    | 69,229      | 95,455       | 84,566        | 54,054    |
|                                | PP                  | 13,144                               | 11,906    | 12,434    | 14,334     | 8,418       | 14,953       | 11,375        | 11,656    |
| Sweet potato                   | PHH                 | 55,083                               | 51,672    | 62,167    | 76,951     | 12,851      | 91,525       | 7,006         | 41,425    |
|                                | PP                  | 10,893                               | 9,512     | 10,462    | 11,124     | 1,983       | 17,344       | 1,154         | 8,875     |
| 'Kocho'                        | PHH                 | 311,892                              | 404,641   | 397,219   | 506,808    | 479,346     | 549,579      | 347,234       | 295,978   |
|                                | PP                  | 61,358                               | 74,513    | 62,844    | 80,381     | 64,318      | 72,292       | 60,125        | 61,899    |
| 'Amicho'                       | PHH                 | 33,415                               | 16,742    | 15,424    | 22,214     | 21,638      | 8,864        | 4,212         | 25,641    |
|                                | PP                  | 6,313                                | 2,792     | 2,491     | 3,731      | 3,756       | 815          | 602           | 5,927     |
| 'Anchote'                      | PHH                 | 1,031                                | 462       | 1,294     | 1,606      | 1,221       | 920          | -             | 840       |
|                                | PP                  | 202                                  | 96        | 189       | 208        | 193         | 115          | -             | 163       |
| 'Godere'                       | PHH                 | 16,028                               | 18,992    | 15,521    | 21,653     | 10,619      | 40,819       | 13,744        | 16,588    |
|                                | PP                  | 3,256                                | 3,690     | 2,838     | 3,407      | 1,226       | 4,933        | 1,915         | 3,783     |

Table 16b: Quantity of food, drinks, and tobacco consumed by domestic expenditure group - Country Rural

| Expenditure Item                     | Unit of Measurement | DOMESTIC EXPENDITURE GROUP (B I R R) |          |           |           |           |           |           |
|--------------------------------------|---------------------|--------------------------------------|----------|-----------|-----------|-----------|-----------|-----------|
|                                      |                     | Below 600                            | 600- 999 | 1000-1399 | 1400-1999 | 2000-2599 | 2600-3399 | 3400-4199 |
| 'Boye'                               | PHH                 | 27                                   | -        | 343       | 944       | 567       | 1,836     | 5,965     |
|                                      | PP                  | 27                                   | -        | 164       | 559       | 158       | 525       | 1,665     |
| 'Bula'                               | PHH                 | -                                    | -        | -         | 37        | 119       | 310       | 561       |
|                                      | PP                  | -                                    | -        | -         | 9         | 46        | 94        | 148       |
| Others                               | PHH                 | -                                    | 189      | 447       | 501       | 737       | 3,684     | 2,658     |
|                                      | PP                  | -                                    | 189      | 147       | 167       | 243       | 1,049     | 631       |
| Coffee, Tea, Chat & Buckthorn leaves | PHH                 | 2,709                                | 3,220    | 8,034     | 11,570    | 17,755    | 25,255    | 35,638    |
|                                      | PP                  | 2,615                                | 2,504    | 5,155     | 5,758     | 6,115     | 7,491     | 9,153     |
| Tea leaves                           | PHH                 | -                                    | 5        | 22        | 71        | 83        | 155       | 115       |
|                                      | PP                  | -                                    | 5        | 10        | 33        | 36        | 53        | 39        |
| Coffee beans                         | PHH                 | 644                                  | 2,085    | 2,401     | 3,059     | 4,366     | 5,506     | 6,129     |
|                                      | PP                  | 630                                  | 1,721    | 1,680     | 1,650     | 1,777     | 1,739     | 1,580     |
| Coffee leaves                        | PHH                 | 556                                  | 227      | 839       | 3,554     | 6,138     | 5,228     | 6,511     |
|                                      | PP                  | 477                                  | 182      | 298       | 1,501     | 1,717     | 1,404     | 1,459     |
| Buck-thorn leaves                    | PHH                 | 22                                   | 107      | 47        | 842       | 338       | 751       | 1,034     |
|                                      | PP                  | 22                                   | 107      | 21        | 654       | 106       | 220       | 269       |
| 'Chat'                               | PHH                 | 2                                    | -        | 472       | 555       | 1,457     | 4,645     | 11,575    |
|                                      | PP                  | 2                                    | -        | 271       | 245       | 609       | 1,574     | 3,464     |
| 'Mekmoko'                            | PHH                 | -                                    | -        | -         | -         | 1         | 6         | 5         |
|                                      | PP                  | -                                    | -        | -         | -         | -         | 1         | 1         |
| Coffee whole                         | PHH                 | 1,430                                | 783      | 2,140     | 2,136     | 3,186     | 5,758     | 6,008     |
|                                      | PP                  | 1,430                                | 476      | 1,426     | 1,141     | 1,162     | 1,611     | 1,446     |
| Others                               | PHH                 | 54                                   | 13       | 2,113     | 1,354     | 2,186     | 3,206     | 4,260     |
|                                      | PP                  | 54                                   | 13       | 1,448     | 534       | 707       | 890       | 895       |
| Other food items                     | PHH                 | 4,352                                | 5,812    | 9,104     | 11,142    | 14,306    | 19,327    | 24,051    |
|                                      | PP                  | 3,952                                | 4,391    | 5,879     | 5,344     | 5,309     | 5,646     | 5,983     |
| Salt                                 | PHH                 | 4,140                                | 5,583    | 8,524     | 9,772     | 12,789    | 15,791    | 18,404    |
|                                      | PP                  | 3,744                                | 4,191    | 5,536     | 4,647     | 4,629     | 4,610     | 4,574     |
| Sugar                                | PHH                 | 164                                  | 182      | 328       | 903       | 995       | 1,379     | 2,014     |
|                                      | PP                  | 164                                  | 154      | 275       | 469       | 519       | 452       | 635       |
| Honey                                | PHH                 | -                                    | 6        | 9         | 24        | 6         | 11        | 48        |

Table 16b (Contd.): Quantity of food, drinks, and tobacco consumed by domestic expenditure group - Country Rural

| Expenditure Item                     | Unit of Measurement | DOMESTIC EXPENDITURE GROUP (B I R R) |           |           |            |             |              |               | Total  |
|--------------------------------------|---------------------|--------------------------------------|-----------|-----------|------------|-------------|--------------|---------------|--------|
|                                      |                     | 4200-5399                            | 5400-6599 | 6600-8999 | 9000-12599 | 12600-16199 | 16200 -19999 | 20,000 & over |        |
| 'Boye'                               | PHH                 | 2,132                                | 7,331     | 8,911     | 1,236      | 2,863       | 513          | -             | 3,860  |
|                                      | PP                  | 465                                  | 1,724     | 1,465     | 172        | 386         | 47           | -             | 890    |
| 'Bula'                               | PHH                 | 919                                  | 920       | 1,416     | 2,848      | 796         | 1,496        | 382           | 800    |
|                                      | PP                  | 197                                  | 162       | 250       | 433        | 92          | 100          | 48            | 158    |
| Others                               | PHH                 | 1,576                                | 914       | 902       | 516        | 58          | 40           | 2,554         | 1,648  |
|                                      | PP                  | 354                                  | 155       | 151       | 71         | 8           | 5            | 365           | 404    |
| Coffee, Tea, Chat & Buckthorn leaves | PHH                 | 43,444                               | 51,786    | 63,326    | 71,079     | 78,851      | 145,202      | 40,805        | 40,632 |
|                                      | PP                  | 9,236                                | 10,377    | 11,113    | 10,736     | 11,644      | 22,985       | 6,796         | 8,915  |
| Tea leaves                           | PHH                 | 241                                  | 253       | 251       | 213        | 842         | 1,361        | 560           | 197    |
|                                      | PP                  | 83                                   | 47        | 58        | 42         | 137         | 239          | 98            | 54     |
| Coffee beans                         | PHH                 | 7,572                                | 8,977     | 12,092    | 13,869     | 21,300      | 16,438       | 17,847        | 7,783  |
|                                      | PP                  | 1,650                                | 1,743     | 2,067     | 2,090      | 2,950       | 2,286        | 2,854         | 1,782  |
| Coffee leaves                        | PHH                 | 5,785                                | 5,665     | 6,345     | 6,759      | 7,985       | 3,835        | 2,899         | 5,708  |
|                                      | PP                  | 1,178                                | 1,081     | 1,050     | 1,130      | 1,240       | 453          | 387           | 1,258  |
| Buck-thorn leaves                    | PHH                 | 1,158                                | 1,808     | 2,724     | 3,550      | 5,529       | 10,211       | 11,797        | 1,541  |
|                                      | PP                  | 260                                  | 327       | 474       | 504        | 761         | 1,119        | 2,139         | 328    |
| 'Chat'                               | PHH                 | 17,082                               | 23,274    | 28,665    | 29,733     | 31,344      | 95,970       | 2,456         | 15,072 |
|                                      | PP                  | 3,726                                | 4,763     | 5,248     | 4,433      | 5,103       | 16,768       | 324           | 3,227  |
| 'Mekmoko'                            | PHH                 | 282                                  | 7         | 36        | -          | -           | -            | -             | 61     |
|                                      | PP                  | 77                                   | 2         | 5         | -          | -           | -            | -             | 16     |
| Coffee whole                         | PHH                 | 7,614                                | 8,748     | 10,971    | 15,374     | 10,715      | 14,287       | 5,135         | 7,315  |
|                                      | PP                  | 1,550                                | 1,825     | 1,819     | 2,296      | 1,315       | 1,614        | 980           | 1,581  |
| Others                               | PHH                 | 3,710                                | 3,053     | 2,243     | 1,581      | 1,137       | 3,100        | 111           | 2,954  |
|                                      | PP                  | 711                                  | 588       | 393       | 241        | 137         | 507          | 13            | 669    |
| Other food items                     | PHH                 | 26,935                               | 34,066    | 37,647    | 38,459     | 67,093      | 50,597       | 41,804        | 26,603 |
|                                      | PP                  | 5,847                                | 6,503     | 6,584     | 5,844      | 8,879       | 7,300        | 6,317         | 5,983  |
| Salt                                 | PHH                 | 20,467                               | 22,806    | 26,458    | 28,979     | 33,478      | 31,999       | 24,783        | 19,657 |
|                                      | PP                  | 4,462                                | 4,474     | 4,517     | 4,328      | 4,644       | 4,292        | 3,808         | 4,542  |
| Sugar                                | PHH                 | 2,719                                | 4,401     | 5,347     | 5,359      | 8,614       | 11,994       | 12,408        | 2,970  |
|                                      | PP                  | 650                                  | 885       | 995       | 941        | 1,392       | 1,902        | 2,047         | 700    |
| Honey                                | PHH                 | 52                                   | 78        | 400       | 175        | 80          | -            | 1,714         | 100    |

Table 16b: Quantity of food, drinks, and tobacco consumed by domestic expenditure group - Country Rural

| Expenditure Item       | Unit of Measurement | DOMESTIC EXPENDITURE GROUP (B I R R) |          |           |           |           |           |           |
|------------------------|---------------------|--------------------------------------|----------|-----------|-----------|-----------|-----------|-----------|
|                        |                     | Below 600                            | 600- 999 | 1000-1399 | 1400-1999 | 2000-2599 | 2600-3399 | 3400-4199 |
|                        | PP                  | -                                    | 6        | 4         | 17        | 2         | 4         | 15        |
| Marmalade              | PHH                 | -                                    | -        | -         | -         | -         | -         | -         |
|                        | PP                  | -                                    | -        | -         | -         | -         | -         | -         |
| Margarine              | PHH                 | -                                    | -        | -         | -         | -         | -         | -         |
| Sugar cane             | PHH                 | -                                    | 38       | 227       | 351       | 459       | 2,103     | 3,568     |
|                        | PP                  | -                                    | 38       | 51        | 172       | 142       | 570       | 756       |
| Baking powder          | PHH                 | -                                    | -        | -         | 1         | 13        | 3         | 2         |
|                        | PP                  | -                                    | -        | -         | -         | 4         | 1         | -         |
| Candy and chewing gum  | PHH                 | -                                    | -        | -         | 1         | 10        | 10        | 7         |
|                        | PP                  | -                                    | -        | -         | -         | 3         | 3         | 2         |
| Others                 | PHH                 | 48                                   | 4        | 15        | 90        | 33        | 31        | 8         |
|                        | PP                  | 45                                   | 1        | 13        | 38        | 9         | 6         | 1         |
| BEVERAGES              | PHH                 | 10,296                               | 1,652    | 1,896     | 1,716     | 3,168     | 2,668     | 3,624     |
|                        | PP                  | 8,406                                | 741      | 762       | 703       | 934       | 751       | 827       |
| Non-alcoholic          | PHH                 | -                                    | -        | 20        | 30        | 4         | 76        | 124       |
|                        | PP                  | -                                    | -        | 13        | 11        | 1         | 24        | 42        |
| Mineral water          | PHH                 | -                                    | -        | -         | -         | 3         | 2         | 2         |
|                        | PP                  | -                                    | -        | -         | -         | 1         | 1         | 1         |
| Coca Cola, Fanta, etc. | PHH                 | -                                    | -        | -         | -         | -         | 5         | 20        |
|                        | PP                  | -                                    | -        | -         | -         | -         | 2         | 7         |
| 'Birz'                 | PHH                 | -                                    | -        | 10        | 3         | 1         | 28        | 71        |
|                        | PP                  | -                                    | -        | 10        | 3         | -         | 9         | 19        |
| 'Star, O.pop, etc      | PHH                 | -                                    | -        | -         | -         | -         | -         | -         |
|                        | PP                  | -                                    | -        | -         | -         | -         | -         | -         |
| Others                 | PHH                 | -                                    | -        | 10        | 26        | -         | 41        | 31        |
|                        | PP                  | -                                    | -        | 3         | 8         | -         | 12        | 16        |
| Alcoholic              | PHH                 | 10,296                               | 1,652    | 1,876     | 1,686     | 3,164     | 2,592     | 3,500     |
|                        | PP                  | 8,406                                | 741      | 749       | 692       | 933       | 727       | 786       |
| Spirit (local)         | PHH                 | -                                    | -        | -         | -         | -         | -         | 15        |
|                        | PP                  | -                                    | -        | -         | -         | -         | -         | 3         |

Table 16b (Contd.): Quantity of food, drinks, and tobacco consumed by domestic expenditure group - Country Rural

| Expenditure Item       | Unit of Measurement | DOMESTIC EXPENDITURE GROUP (B I R R) |           |           |            |             |              |               | T o t a l |
|------------------------|---------------------|--------------------------------------|-----------|-----------|------------|-------------|--------------|---------------|-----------|
|                        |                     | 4200-5399                            | 5400-6599 | 6600-8999 | 9000-12599 | 12600-16199 | 16200 -19999 | 20,000 & over |           |
|                        | PP                  | 12                                   | 18        | 68        | 24         | 13          | -            | 193           | 20        |
| Marmalade              | PHH                 | 6                                    | 5         | -         | 7          | -           | -            | -             | 2         |
|                        | PP                  | 1                                    | 1         | -         | 1          | -           | -            | -             | -         |
| Margarine              | PHH                 | -                                    | -         | -         | 2          | -           | -            | -             | -         |
| Sugar cane             | PHH                 | 3,560                                | 6,709     | 5,288     | 3,889      | 24,793      | 6,311        | 2,833         | 3,796     |
|                        | PP                  | 697                                  | 1,113     | 957       | 540        | 2,815       | 1,077        | 259           | 702       |
| Baking powder          | PHH                 | 12                                   | 2         | 2         | 3          | 5           | -            | -             | 5         |
|                        | PP                  | 4                                    | -         | -         | 1          | 1           | -            | -             | 1         |
| Candy and chewing gum  | PHH                 | 19                                   | 14        | 37        | 23         | 37          | 294          | 66            | 17        |
|                        | PP                  | 4                                    | 3         | 6         | 3          | 5           | 29           | 10            | 3         |
| Others                 | PHH                 | 101                                  | 51        | 115       | 22         | 86          | -            | -             | 56        |
|                        | PP                  | 18                                   | 9         | 42        | 5          | 10          | -            | -             | 14        |
| BEVERAGES              | PHH                 | 3,823                                | 6,293     | 6,720     | 9,012      | 16,030      | 84,018       | 5,794         | 4,932     |
|                        | PP                  | 887                                  | 1,251     | 1,234     | 1,438      | 2,251       | 9,574        | 709           | 1,037     |
| Non-alcoholic          | PHH                 | 352                                  | 164       | 686       | 803        | 483         | 68,414       | 293           | 558       |
|                        | PP                  | 104                                  | 27        | 159       | 176        | 85          | 7,740        | 42            | 99        |
| Mineral water          | PHH                 | 18                                   | 21        | 19        | 61         | 25          | 53,578       | 2             | 246       |
|                        | PP                  | 6                                    | 4         | 6         | 30         | 6           | 5,953        | -             | 30        |
| Coca Cola, Fanta, etc. | PHH                 | 21                                   | 42        | 156       | 132        | 25          | 646          | 5             | 43        |
|                        | PP                  | 5                                    | 9         | 25        | 24         | 5           | 92           | 1             | 8         |
| 'Birz'                 | PHH                 | 295                                  | 66        | 488       | 398        | 430         | 9,548        | 271           | 213       |
|                        | PP                  | 89                                   | 11        | 122       | 82         | 73          | 1,272        | 39            | 50        |
| 'Star, O.pop, etc      | PHH                 | 13                                   | 8         | 12        | 188        | 1           | 57           | 15            | 16        |
|                        | PP                  | 3                                    | 2         | 4         | 35         | -           | 6            | 2             | 3         |
| Others                 | PHH                 | 6                                    | 27        | 11        | 24         | 2           | 4,586        | -             | 40        |
|                        | PP                  | 2                                    | 2         | 2         | 6          | -           | 417          | -             | 8         |
| Alcoholic              | PHH                 | 3,471                                | 6,129     | 6,034     | 8,209      | 15,548      | 15,604       | 5,501         | 4,374     |
|                        | PP                  | 782                                  | 1,223     | 1,075     | 1,262      | 2,166       | 1,834        | 667           | 938       |
| Spirit (local)         | PHH                 | 23                                   | 9         | 12        | 27         | -           | -            | 2             | 11        |
|                        | PP                  | 4                                    | 1         | 1         | 3          | -           | -            | -             | 2         |



Table 16b: Quantity of food, drinks, and tobacco consumed by domestic expenditure group - Country Rural

| Expenditure Item         | Unit of Measurement | DOMESTIC EXPENDITURE GROUP (B I R R) |          |           |           |           |           |           |
|--------------------------|---------------------|--------------------------------------|----------|-----------|-----------|-----------|-----------|-----------|
|                          |                     | Below 600                            | 600- 999 | 1000-1399 | 1400-1999 | 2000-2599 | 2600-3399 | 3400-4199 |
| Cognac (local)           | PHH                 | -                                    | -        | -         | -         | -         | -         | -         |
|                          | PP                  | -                                    | -        | -         | -         | -         | -         | -         |
| Brandy                   | PHH                 | -                                    | -        | -         | -         | -         | -         | -         |
|                          | PP                  | -                                    | -        | -         | -         | -         | -         | -         |
| Gin (local)              | PHH                 | -                                    | -        | -         | -         | -         | -         | -         |
| Wine                     | PHH                 | -                                    | -        | -         | -         | -         | -         | -         |
|                          | PP                  | -                                    | -        | -         | -         | -         | -         | -         |
| Katikalla                | PHH                 | -                                    | -        | 54        | 100       | 152       | 357       | 585       |
|                          | PP                  | -                                    | -        | 28        | 38        | 41        | 101       | 147       |
| Beer                     | PHH                 | -                                    | -        | -         | -         | -         | -         | -         |
|                          | PP                  | -                                    | -        | -         | -         | -         | -         | -         |
| 'Tela', Borde', 'Korefe' | PHH                 | 10,200                               | 1,652    | 1,813     | 1,408     | 2,865     | 2,149     | 2,836     |
|                          | PP                  | 8,310                                | 741      | 717       | 608       | 824       | 606       | 609       |
| Mead                     | PHH                 | -                                    | -        | -         | -         | 18        | 12        | 29        |
|                          | PP                  | -                                    | -        | -         | -         | 6         | 3         | 20        |
| Others                   | PHH                 | 96                                   | -        | 9         | 178       | 128       | 73        | 35        |
|                          | PP                  | 96                                   | -        | 4         | 47        | 62        | 17        | 8         |
| CIGARETTES AND TOBACCO   | PHH                 | 5                                    | 60       | 138       | 380       | 333       | 396       | 923       |
|                          | PP                  | 5                                    | 44       | 91        | 141       | 115       | 124       | 231       |
| Cigarettes               | PHH                 | -                                    | -        | 7         | 34        | 28        | 45        | 99        |
|                          | PP                  | -                                    | -        | 7         | 12        | 21        | 20        | 28        |
| Nyala                    | PHH                 | -                                    | -        | 7         | -         | -         | 8         | 13        |
|                          | PP                  | -                                    | -        | 7         | -         | -         | 3         | 3         |
| Gureza                   | PHH                 | -                                    | -        | -         | -         | -         | -         | -         |
| Gissila                  | PHH                 | -                                    | -        | -         | 16        | 4         | 3         | 19        |
|                          | PP                  | -                                    | -        | -         | 5         | 1         | -         | 7         |
| Sportsman                | PHH                 | -                                    | -        | -         | -         | -         | 2         | 7         |
|                          | PP                  | -                                    | -        | -         | -         | -         | 1         | 2         |
| Rothmans                 | PHH                 | -                                    | -        | -         | -         | -         | -         | -         |
|                          | PP                  | -                                    | -        | -         | -         | -         | -         | -         |

Table 16b (Contd.): Quantity of food, drinks, and tobacco consumed by domestic expenditure group - Country Rural

| Expenditure Item         | Unit of Measurement | DOMESTIC EXPENDITURE GROUP (B I R R) |           |           |            |             |              |               | T o t a l |
|--------------------------|---------------------|--------------------------------------|-----------|-----------|------------|-------------|--------------|---------------|-----------|
|                          |                     | 4200-5399                            | 5400-6599 | 6600-8999 | 9000-12599 | 12600-16199 | 16200 -19999 | 20,000 & over |           |
| Cognac (local)           | PHH                 | 8                                    | -         | 310       | 69         | -           | -            | -             | 43        |
|                          | PP                  | 2                                    | -         | 97        | 10         | -           | -            | -             | 13        |
| Brandy                   | PHH                 | 7                                    | -         | -         | -          | -           | -            | -             | 1         |
|                          | PP                  | 1                                    | -         | -         | -          | -           | -            | -             | -         |
| Gin (local)              | PHH                 | -                                    | 2         | -         | -          | -           | -            | -             | -         |
| Wine                     | PHH                 | -                                    | 11        | 6         | -          | -           | 1            | -             | 2         |
|                          | PP                  | -                                    | 4         | 1         | -          | -           | -            | -             | 1         |
| Katikalla                | PHH                 | 927                                  | 1,180     | 1,374     | 2,621      | 1,577       | 6,601        | 1,988         | 878       |
|                          | PP                  | 203                                  | 218       | 243       | 420        | 193         | 689          | 247           | 173       |
| Beer                     | PHH                 | 2                                    | 10        | 12        | 1          | -           | -            | -             | 3         |
|                          | PP                  | -                                    | 3         | 2         | -          | -           | -            | -             | 1         |
| 'Tela', Borde', 'Korefe' | PHH                 | 2,292                                | 4,015     | 3,738     | 4,743      | 12,855      | 6,966        | 2,300         | 3,086     |
|                          | PP                  | 510                                  | 713       | 623       | 726        | 1,815       | 814          | 243           | 661       |
| Mead                     | PHH                 | 141                                  | 893       | 473       | 676        | 1,116       | 2,037        | 1,053         | 278       |
|                          | PP                  | 51                                   | 283       | 92        | 93         | 158         | 331          | 150           | 71        |
| Others                   | PHH                 | 72                                   | 10        | 111       | 72         | -           | -            | 158           | 71        |
|                          | PP                  | 11                                   | 2         | 16        | 9          | -           | -            | 26            | 17        |
| CIGARETTES AND TOBACCO   | PHH                 | 1,041                                | 905       | 1,057     | 901        | 779         | 2,873        | 4,651         | 805       |
|                          | PP                  | 209                                  | 200       | 184       | 134        | 111         | 470          | 990           | 180       |
| Cigarettes               | PHH                 | 198                                  | 176       | 283       | 245        | 305         | 2,376        | 4,365         | 176       |
|                          | PP                  | 42                                   | 37        | 62        | 38         | 52          | 377          | 949           | 40        |
| Nyala                    | PHH                 | 4                                    | 15        | 30        | 55         | 207         | 2,088        | 4,339         | 50        |
|                          | PP                  | 1                                    | 4         | 7         | 11         | 41          | 348          | 945           | 11        |
| Gureza                   | PHH                 | -                                    | -         | 1         | -          | -           | -            | -             | -         |
| Gissila                  | PHH                 | 21                                   | 61        | 38        | 10         | 79          | 4            | -             | 23        |
|                          | PP                  | 4                                    | 16        | 6         | 1          | 8           | -            | -             | 5         |
| Sportsman                | PHH                 | -                                    | -         | 67        | -          | 3           | -            | 2             | 10        |
|                          | PP                  | -                                    | -         | 22        | -          | 1           | -            | -             | 3         |
| Rothmans                 | PHH                 | -                                    | -         | -         | -          | -           | 75           | 1             | -         |
|                          | PP                  | -                                    | -         | -         | -          | -           | 9            | -             | -         |

Table 16b: Quantity of food, drinks, and tobacco consumed by domestic expenditure group - Country Rural

| Expenditure Item                     | Unit of Measurement | DOMESTIC EXPENDITURE GROUP (B I R R) |          |           |           |           |           |           |
|--------------------------------------|---------------------|--------------------------------------|----------|-----------|-----------|-----------|-----------|-----------|
|                                      |                     | Below 600                            | 600- 999 | 1000-1399 | 1400-1999 | 2000-2599 | 2600-3399 | 3400-4199 |
| Craven                               | PHH                 | -                                    | -        | -         | -         | -         | -         | -         |
| Pall mail                            | PHH                 | -                                    | -        | -         | -         | -         | 2         | -         |
|                                      | PP                  | -                                    | -        | -         | -         | -         | 1         | -         |
| Marlboro                             | PHH                 | -                                    | -        | -         | -         | -         | -         | -         |
| Winston                              | PHH                 | -                                    | -        | -         | -         | 1         | -         | -         |
| More                                 | PHH                 | -                                    | -        | -         | -         | -         | -         | -         |
|                                      | PP                  | -                                    | -        | -         | -         | -         | -         | -         |
| Peter                                | PHH                 | -                                    | -        | -         | -         | -         | -         | -         |
| Bond                                 | PHH                 | -                                    | -        | -         | -         | -         | -         | -         |
| Grusse                               | PHH                 | -                                    | -        | -         | -         | -         | -         | -         |
|                                      | PP                  | -                                    | -        | -         | -         | -         | -         | -         |
| Sofrudin                             | PHH                 | -                                    | -        | -         | -         | -         | -         | -         |
|                                      | PP                  | -                                    | -        | -         | -         | -         | -         | -         |
| Others                               | PHH                 | -                                    | -        | -         | 18        | 23        | 30        | 59        |
|                                      | PP                  | -                                    | -        | -         | 7         | 20        | 14        | 16        |
| Tobacco'                             | PHH                 | 5                                    | 60       | 131       | 346       | 305       | 352       | 824       |
|                                      | PP                  | 5                                    | 44       | 83        | 128       | 93        | 104       | 203       |
| 'Suret'                              | PHH                 | -                                    | 24       | 17        | 67        | 58        | 30        | 62        |
|                                      | PP                  | -                                    | 24       | 10        | 20        | 18        | 10        | 15        |
| 'Gaye'                               | PHH                 | -                                    | 36       | 92        | 198       | 187       | 217       | 538       |
|                                      | PP                  | -                                    | 20       | 62        | 86        | 51        | 63        | 136       |
| Addis club                           | PHH                 | -                                    | -        | -         | -         | -         | -         | 1         |
|                                      | PP                  | -                                    | -        | -         | -         | -         | -         | -         |
| Others                               | PHH                 | 5                                    | -        | 21        | 81        | 60        | 105       | 223       |
|                                      | PP                  | 5                                    | -        | 11        | 22        | 24        | 32        | 52        |
| FOOD & DRINKS TAKEN AWAY FROM HOMPHH |                     | 2                                    | 2,902    | 1,479     | 963       | 1,438     | 1,559     | 2,281     |
|                                      | PP                  | 2                                    | 2,709    | 931       | 529       | 552       | 500       | 894       |
| Food & Drinks Taken Away From HoPHH  |                     | 2                                    | 2,902    | 1,479     | 963       | 1,438     | 1,559     | 2,281     |

Table 16b (Contd.): Quantity of food, drinks, and tobacco consumed by domestic expenditure group - Country Rural

| Expenditure Item                   | Unit of Measurement | DOMESTIC EXPENDITURE GROUP (B I R R) |           |           |            |             |              |               | T o t a l |
|------------------------------------|---------------------|--------------------------------------|-----------|-----------|------------|-------------|--------------|---------------|-----------|
|                                    |                     | 4200-5399                            | 5400-6599 | 6600-8999 | 9000-12599 | 12600-16199 | 16200 -19999 | 20,000 & over |           |
| Craven                             | PHH                 | -                                    | -         | -         | -          | 1           | -            | -             | -         |
| Pall mail                          | PHH                 | -                                    | -         | -         | -          | -           | -            | -             | -         |
|                                    | PP                  | -                                    | -         | -         | -          | -           | -            | -             | -         |
| Marlboro                           | PHH                 | 1                                    | -         | -         | -          | -           | -            | -             | -         |
| Winston                            | PHH                 | -                                    | -         | -         | -          | -           | -            | -             | -         |
| More                               | PHH                 | -                                    | -         | -         | 4          | -           | -            | -             | -         |
|                                    | PP                  | -                                    | -         | -         | 1          | -           | -            | -             | -         |
| Peter                              | PHH                 | 1                                    | -         | 1         | -          | 1           | -            | -             | -         |
| Bond                               | PHH                 | -                                    | -         | 1         | -          | -           | -            | -             | -         |
| Grusse                             | PHH                 | 1                                    | 1         | -         | 1          | -           | -            | 2             | -         |
|                                    | PP                  | 1                                    | -         | -         | -          | -           | -            | -             | -         |
| Sofrudin                           | PHH                 | -                                    | 2         | 3         | -          | -           | 170          | -             | 1         |
|                                    | PP                  | -                                    | -         | 1         | -          | -           | 14           | -             | -         |
| Others                             | PHH                 | 170                                  | 96        | 142       | 173        | 12          | 39           | 21            | 89        |
|                                    | PP                  | 36                                   | 16        | 25        | 24         | 2           | 5            | 2             | 20        |
| Tobacco'                           | PHH                 | 844                                  | 729       | 774       | 656        | 474         | 496          | 286           | 629       |
|                                    | PP                  | 167                                  | 163       | 122       | 97         | 58          | 93           | 42            | 139       |
| 'Suret'                            | PHH                 | 138                                  | 86        | 95        | 87         | 17          | 189          | 45            | 79        |
|                                    | PP                  | 32                                   | 16        | 16        | 10         | 2           | 38           | 4             | 18        |
| 'Gaye'                             | PHH                 | 514                                  | 388       | 565       | 483        | 127         | 187          | 82            | 394       |
|                                    | PP                  | 98                                   | 73        | 89        | 74         | 16          | 32           | 11            | 85        |
| Addis club                         | PHH                 | 4                                    | 2         | -         | 1          | -           | -            | -             | 1         |
|                                    | PP                  | 1                                    | -         | -         | -          | -           | -            | -             | -         |
| Others                             | PHH                 | 188                                  | 254       | 114       | 85         | 329         | 120          | 159           | 155       |
|                                    | PP                  | 36                                   | 74        | 17        | 12         | 40          | 24           | 26            | 37        |
| FOOD & DRINKS TAKEN AWAY FROM HOME | PHH                 | 2,687                                | 3,567     | 5,310     | 8,364      | 11,094      | 6,998        | 7,882         | 3,176     |
|                                    | PP                  | 667                                  | 805       | 1,105     | 1,421      | 1,455       | 1,140        | 1,370         | 814       |
| Food & Drinks Taken Away From Home | PHH                 | 2,687                                | 3,567     | 5,310     | 8,364      | 11,094      | 6,998        | 7,882         | 3,176     |

Table 16b: Quantity of food, drinks, and tobacco consumed by domestic expenditure group - Country Rural

| Expenditure Item        | Unit of Measurement | DOMESTIC EXPENDITURE GROUP (B I R R) |          |           |           |           |           |           |
|-------------------------|---------------------|--------------------------------------|----------|-----------|-----------|-----------|-----------|-----------|
|                         |                     | Below 600                            | 600- 999 | 1000-1399 | 1400-1999 | 2000-2599 | 2600-3399 | 3400-4199 |
| Coffee                  | PP                  | 2                                    | 2,709    | 931       | 529       | 552       | 500       | 894       |
|                         | PHH                 | -                                    | 17       | 18        | -         | 27        | 17        | 35        |
|                         | PP                  | -                                    | 17       | 9         | -         | 11        | 4         | 33        |
| Tea                     | PHH                 | -                                    | 146      | 117       | 213       | 434       | 349       | 426       |
|                         | PP                  | -                                    | 146      | 85        | 147       | 142       | 109       | 148       |
| Milk with Tea or Coffee | PHH                 | -                                    | -        | -         | 7         | 32        | 10        | 22        |
|                         | PP                  | -                                    | -        | -         | 2         | 11        | 7         | 7         |
| Meal                    | PHH                 | 2                                    | 2,279    | 732       | 329       | 466       | 478       | 830       |
|                         | PP                  | 2                                    | 2,116    | 417       | 171       | 239       | 165       | 392       |
| Alcoholic Drinks        | PHH                 | -                                    | 373      | 254       | 370       | 390       | 554       | 805       |
|                         | PP                  | -                                    | 356      | 195       | 191       | 121       | 165       | 269       |
| Non Alcoholic Drinks    | PHH                 | -                                    | 58       | 13        | 29        | 68        | 99        | 93        |
|                         | PP                  | -                                    | 45       | 13        | 11        | 20        | 31        | 25        |
| Others                  | PHH                 | -                                    | 29       | 345       | 15        | 19        | 53        | 69        |
|                         | PP                  | -                                    | 29       | 211       | 7         | 9         | 20        | 20        |



# **PART C**

## **URBAN LEVEL TABLES**





Table 16b (Contd.): Quantity of food, drinks, and tobacco consumed by domestic expenditure group - Country Rural

| Expenditure Item        | Unit of Measurement | DOMESTIC EXPENDITURE GROUP (B I R R) |           |           |            |             |              |               | Total |
|-------------------------|---------------------|--------------------------------------|-----------|-----------|------------|-------------|--------------|---------------|-------|
|                         |                     | 4200-5399                            | 5400-6599 | 6600-8999 | 9000-12599 | 12600-16199 | 16200 -19999 | 20,000 & over |       |
|                         | PP                  | 667                                  | 805       | 1,105     | 1,421      | 1,455       | 1,140        | 1,370         | 814   |
| Coffee                  | PHH                 | 9                                    | 17        | 5         | 8          | 160         | 16           | 12            | 19    |
|                         | PP                  | 3                                    | 4         | 1         | 2          | 18          | 2            | 2             | 9     |
| Tea                     | PHH                 | 548                                  | 666       | 797       | 1,121      | 1,142       | 624          | 82            | 545   |
|                         | PP                  | 124                                  | 139       | 172       | 198        | 149         | 91           | 12            | 139   |
| Milk with Tea or Coffee | PHH                 | 15                                   | 90        | 39        | 17         | 122         | -            | -             | 30    |
|                         | PP                  | 4                                    | 20        | 6         | 10         | 28          | -            | -             | 8     |
| Meal                    | PHH                 | 693                                  | 795       | 1,223     | 1,888      | 2,248       | 2,753        | 2,243         | 846   |
|                         | PP                  | 179                                  | 205       | 330       | 338        | 331         | 502          | 319           | 270   |
| Alcoholic Drinks        | PHH                 | 1,079                                | 1,508     | 2,670     | 4,306      | 6,500       | 1,490        | 5,324         | 1,387 |
|                         | PP                  | 262                                  | 329       | 473       | 648        | 786         | 211          | 1,013         | 301   |
| Non Alcoholic Drinks    | PHH                 | 240                                  | 249       | 374       | 694        | 897         | 1,467        | 200           | 223   |
|                         | PP                  | 73                                   | 51        | 81        | 175        | 139         | 241          | 20            | 55    |
| Others                  | PHH                 | 102                                  | 242       | 202       | 329        | 24          | 648          | 22            | 125   |
|                         | PP                  | 22                                   | 58        | 42        | 49         | 3           | 93           | 4             | 31    |

Table 17b: Total Payments in Birr Per Household and Per Person by Source - COUNTRY - RURAL

| Source of Payments   | Birr              | PHH       | PP       | %      |
|--|-------------------|-----------|----------|--------|
| From own agricultural enterprise                                 | 42,955,716,324.48 | 8,777.20  | 1,840.26 | 77.23  |
| From household enterprise other than agriculture                 | 3,198,704,791.95  | 653.60    | 158.48   | 5.75   |
| Gift and remittance recieved from governmental organization      | 245,582,233.06    | 50.18     | 13.29    | .44    |
| Gift and remittance recieved from governmental organization(NGO) | 148,028,414.99    | 30.25     | 7.50     | .27    |
| Gift and remittance recieved from Households                     | 849,726,992.99    | 173.63    | 54.41    | 1.53   |
| Gift and remittance recieved from abroad                         | 27,885,549.27     | 5.70      | 1.17     | .05    |
| Collected free(wood,dun,cake..etc)                               | 4,033,363,550.72  | 824.14    | 194.43   | 7.25   |
| Wages and salaries,bounes, overtime and allowance                | 1,589,323,791.69  | 324.75    | 98.52    | 2.86   |
| Pension or other social security benefit                         | 43,397,878.50     | 8.87      | 2.45     | .08    |
| From Saving(Bank, savingaccount)                                 | 147,223,068.03    | 30.08     | 5.39     | .26    |
| Interests and royalties  | 6,965,942.82      | 1.42      | .40      | .01    |
| Divindends(Profits sahre)  | 8,669,794.99      | 1.77      | .41      | .02    |
| Income from house rent   | 1,487,366,443.99  | 303.92    | 72.51    | 2.67   |
| Income from rent other than house rent                           | 35,699,261.02     | 7.29      | 1.79     | .06    |
| From sale of household fixed asset and personel care goods       | 22,761,107.29     | 4.65      | .74      | .04    |
| Other current transfers  | 818,030,951.32    | 167.15    | 39.69    | 1.47   |
| Total  | 55,618,446,097.10 | 11,364.59 | 2,491.43 | 100.00 |

Table 1c: Distribution of households and members by age, sex, and household size - COUNTRY - URBAN

| Household size | Households No. | Sex       | A G E G R O U P |      |           |      |           |      |         |     |         |     |         |     |         |     |
|----------------|----------------|-----------|-----------------|------|-----------|------|-----------|------|---------|-----|---------|-----|---------|-----|---------|-----|
|                |                |           | 0 - 9           |      | 10 - 14   |      | 15 - 19   |      | 20 - 24 |     | 25 - 29 |     | 30 - 34 |     | 35 - 39 |     |
|                |                |           | No.             | %    | No.       | %    | No.       | %    | No.     | %   | No.     | %   | No.     | %   | No.     | %   |
| 1              | 163,073        | 9.8 M+F   | -               | -    | 1,987     | -    | 12,197    | .2   | 20,082  | .3  | 26,165  | .3  | 14,851  | .2  | 13,139  | .2  |
|                |                | 4.0 M     | -               | -    | 865       | -    | 7,155     | .1   | 8,819   | .1  | 14,890  | .2  | 9,048   | .1  | 6,827   | .1  |
|                |                | 5.8 F     | -               | -    | 1,122     | -    | 5,042     | .1   | 11,263  | .1  | 11,275  | .1  | 5,803   | .1  | 6,312   | .1  |
| 2              | 218,286        | 13.1 M+F  | 36,654          | .5   | 37,596    | .5   | 52,006    | .7   | 54,028  | .7  | 56,088  | .7  | 36,702  | .5  | 26,839  | .4  |
|                |                | 4.7 M     | 17,172          | .2   | 16,252    | .2   | 20,330    | .3   | 17,156  | .2  | 22,232  | .3  | 19,998  | .3  | 10,950  | .1  |
|                |                | 8.4 F     | 19,482          | .3   | 21,344    | .3   | 31,676    | .4   | 36,872  | .5  | 33,856  | .4  | 16,704  | .2  | 15,889  | .2  |
| 3              | 260,090        | 15.6 M+F  | 174,575         | 2.3  | 79,854    | 1.1  | 93,629    | 1.2  | 92,232  | 1.2 | 85,744  | 1.1 | 59,351  | .8  | 56,200  | .7  |
|                |                | 7.4 M     | 70,711          | .9   | 33,404    | .4   | 37,502    | .5   | 26,168  | .3  | 29,852  | .4  | 29,853  | .4  | 25,321  | .3  |
|                |                | 8.2 F     | 103,864         | 1.4  | 46,450    | .6   | 56,127    | .7   | 66,064  | .9  | 55,892  | .7  | 29,498  | .4  | 30,879  | .4  |
| 4              | 278,092        | 16.7 M+F  | 288,099         | 3.8  | 139,529   | 1.8  | 136,357   | 1.8  | 102,282 | 1.4 | 119,948 | 1.6 | 69,349  | .9  | 71,964  | 1.0 |
|                |                | 9.5 M     | 135,499         | 1.8  | 59,863    | .8   | 48,892    | .6   | 28,813  | .4  | 42,288  | .6  | 35,726  | .5  | 30,803  | .4  |
|                |                | 7.2 F     | 152,600         | 2.0  | 79,666    | 1.1  | 87,465    | 1.2  | 73,469  | 1.0 | 77,660  | 1.0 | 33,623  | .4  | 41,161  | .5  |
| 5              | 214,215        | 12.9 M+F  | 280,921         | 3.7  | 158,314   | 2.1  | 142,225   | 1.9  | 80,908  | 1.1 | 92,721  | 1.2 | 64,176  | .8  | 73,329  | 1.0 |
|                |                | 8.3 M     | 143,834         | 1.9  | 77,121    | 1.0  | 58,462    | .8   | 32,454  | .4  | 29,175  | .4  | 28,523  | .4  | 35,971  | .5  |
|                |                | 4.6 F     | 137,087         | 1.8  | 81,193    | 1.1  | 83,763    | 1.1  | 48,454  | .6  | 63,546  | .8  | 35,653  | .5  | 37,358  | .5  |
| 6              | 179,692        | 10.8 M+F  | 311,262         | 4.1  | 175,720   | 2.3  | 145,156   | 1.9  | 85,127  | 1.1 | 70,465  | .9  | 56,262  | .7  | 71,469  | .9  |
|                |                | 7.8 M     | 152,502         | 2.0  | 85,057    | 1.1  | 65,760    | .9   | 39,334  | .5  | 17,202  | .2  | 24,851  | .3  | 30,012  | .4  |
|                |                | 3.0 F     | 158,760         | 2.1  | 90,663    | 1.2  | 79,396    | 1.0  | 45,793  | .6  | 53,263  | .7  | 31,411  | .4  | 41,457  | .5  |
| 7              | 128,395        | 7.7 M+F   | 237,552         | 3.1  | 159,542   | 2.1  | 152,816   | 2.0  | 65,574  | .9  | 44,290  | .6  | 38,505  | .5  | 55,516  | .7  |
|                |                | 6.0 M     | 119,334         | 1.6  | 83,111    | 1.1  | 76,364    | 1.0  | 29,123  | .4  | 15,992  | .2  | 17,456  | .2  | 18,204  | .2  |
|                |                | 1.8 F     | 118,218         | 1.6  | 76,431    | 1.0  | 76,452    | 1.0  | 36,451  | .5  | 28,298  | .4  | 21,049  | .3  | 37,312  | .5  |
| 8              | 96,072         | 5.8 M+F   | 191,467         | 2.5  | 138,728   | 1.8  | 125,012   | 1.7  | 73,500  | 1.0 | 46,886  | .6  | 29,257  | .4  | 40,834  | .5  |
|                |                | 4.5 M     | 100,651         | 1.3  | 68,409    | .9   | 67,581    | .9   | 39,610  | .5  | 20,642  | .3  | 10,798  | .1  | 15,326  | .2  |
|                |                | 1.3 F     | 90,816          | 1.2  | 70,319    | .9   | 57,431    | .8   | 33,890  | .4  | 26,244  | .3  | 18,459  | .2  | 25,508  | .3  |
| 9              | 57,413         | 3.5 M+F   | 109,318         | 1.4  | 96,927    | 1.3  | 102,788   | 1.4  | 51,401  | .7  | 31,655  | .4  | 15,804  | .2  | 23,458  | .3  |
|                |                | 2.8 M     | 54,183          | .7   | 49,783    | .7   | 41,207    | .5   | 22,395  | .3  | 12,854  | .2  | 6,444   | .1  | 6,553   | .1  |
|                |                | .6 F      | 55,135          | .7   | 47,144    | .6   | 61,581    | .8   | 29,006  | .4  | 18,801  | .2  | 9,360   | .1  | 16,905  | .2  |
| 10 and above   | 67,823         | 4.1 M+F   | 169,237         | 2.2  | 134,120   | 1.8  | 139,239   | 1.8  | 88,685  | 1.2 | 55,473  | .7  | 27,637  | .4  | 29,430  | .4  |
|                |                | 3.4 M     | 90,848          | 1.2  | 61,211    | .8   | 66,832    | .9   | 42,232  | .6  | 26,521  | .4  | 13,113  | .2  | 10,083  | .1  |
|                |                | .6 F      | 78,389          | 1.0  | 72,909    | 1.0  | 72,407    | 1.0  | 46,453  | .6  | 28,952  | .4  | 14,524  | .2  | 19,347  | .3  |
| Total          | 1,663,151      | 100.0 M+F | 1,799,085       | 23.8 | 1,122,317 | 14.8 | 1,101,425 | 14.5 | 713,819 | 9.4 | 629,435 | 8.3 | 411,894 | 5.4 | 462,178 | 6.1 |
|                |                | M         | 884,734         | 11.7 | 535,076   | 7.1  | 490,085   | 6.5  | 286,104 | 3.8 | 231,648 | 3.1 | 195,810 | 2.6 | 190,050 | 2.5 |
|                |                | F         | 914,351         | 12.1 | 587,241   | 7.8  | 611,340   | 8.1  | 427,715 | 5.6 | 397,787 | 5.3 | 216,084 | 2.9 | 272,128 | 3.6 |

Table 1c:(Contd.) Distribution of households and members by age, sex, and household size - COUNTRY - URBAN

| House-<br>hold<br>size | A G E G R O U P |     |         |     |         |     |         |     |         |     |           |     |           |       |
|------------------------|-----------------|-----|---------|-----|---------|-----|---------|-----|---------|-----|-----------|-----|-----------|-------|
|                        | 40 - 44         |     | 45 - 49 |     | 50 - 54 |     | 55 - 59 |     | 60 - 64 |     | 65 & over |     | T o t a l |       |
|                        | No.             | %   | No.     | %   | No.     | %   | No.     | %   | No.     | %   | No.       | %   | No.       | %     |
| 1                      | 8,668           | .1  | 7,784   | .1  | 11,072  | .1  | 11,179  | .1  | 10,026  | .1  | 25,922    | .3  | 163,072   | 2.2   |
|                        | 3,661           | -   | 3,688   | -   | 2,735   | -   | 1,981   | -   | 1,455   | -   | 4,779     | .1  | 65,903    | .9    |
|                        | 5,007           | .1  | 4,096   | .1  | 8,337   | .1  | 9,198   | .1  | 8,571   | .1  | 21,143    | .3  | 97,169    | 1.3   |
| 2                      | 20,185          | .3  | 20,615  | .3  | 17,660  | .2  | 18,310  | .2  | 16,478  | .2  | 43,411    | .6  | 436,572   | 5.8   |
|                        | 8,021           | .1  | 6,047   | .1  | 3,309   | -   | 2,979   | -   | 2,654   | -   | 13,295    | .2  | 160,395   | 2.1   |
|                        | 12,164          | .2  | 14,568  | .2  | 14,351  | .2  | 15,331  | .2  | 13,824  | .2  | 30,116    | .4  | 276,177   | 3.6   |
| 3                      | 28,166          | .4  | 21,209  | .3  | 22,135  | .3  | 16,773  | .2  | 18,024  | .2  | 32,376    | .4  | 780,268   | 10.3  |
|                        | 13,621          | .2  | 7,498   | .1  | 6,885   | .1  | 4,681   | .1  | 5,134   | .1  | 13,885    | .2  | 304,515   | 4.0   |
|                        | 14,545          | .2  | 13,711  | .2  | 15,250  | .2  | 12,092  | .2  | 12,890  | .2  | 18,491    | .2  | 475,753   | 6.3   |
| 4                      | 47,486          | .6  | 30,785  | .4  | 28,943  | .4  | 20,347  | .3  | 21,440  | .3  | 35,840    | .5  | 1,112,369 | 14.7  |
|                        | 23,087          | .3  | 14,598  | .2  | 9,933   | .1  | 7,047   | .1  | 7,418   | .1  | 14,812    | .2  | 458,779   | 6.1   |
|                        | 24,399          | .3  | 16,187  | .2  | 19,010  | .3  | 13,300  | .2  | 14,022  | .2  | 21,028    | .3  | 653,590   | 8.6   |
| 5                      | 46,349          | .6  | 33,198  | .4  | 27,941  | .4  | 22,272  | .3  | 17,657  | .2  | 30,859    | .4  | 1,070,870 | 14.1  |
|                        | 22,950          | .3  | 18,529  | .2  | 13,413  | .2  | 8,261   | .1  | 10,340  | .1  | 16,625    | .2  | 495,658   | 6.5   |
|                        | 23,399          | .3  | 14,669  | .2  | 14,528  | .2  | 14,011  | .2  | 7,317   | .1  | 14,234    | .2  | 575,212   | 7.6   |
| 6                      | 45,927          | .6  | 30,582  | .4  | 27,745  | .4  | 18,774  | .2  | 16,143  | .2  | 23,520    | .3  | 1,078,152 | 14.2  |
|                        | 25,152          | .3  | 16,046  | .2  | 16,183  | .2  | 10,678  | .1  | 9,194   | .1  | 9,403     | .1  | 501,374   | 6.6   |
|                        | 20,775          | .3  | 14,536  | .2  | 11,562  | .2  | 8,096   | .1  | 6,949   | .1  | 14,117    | .2  | 576,778   | 7.6   |
| 7                      | 40,161          | .5  | 39,728  | .5  | 20,891  | .3  | 15,428  | .2  | 11,651  | .2  | 17,116    | .2  | 898,770   | 11.9  |
|                        | 19,649          | .3  | 22,787  | .3  | 13,692  | .2  | 8,891   | .1  | 8,071   | .1  | 9,548     | .1  | 442,222   | 5.8   |
|                        | 20,512          | .3  | 16,941  | .2  | 7,199   | .1  | 6,537   | .1  | 3,580   | -   | 7,568     | .1  | 456,548   | 6.0   |
| 8                      | 33,157          | .4  | 30,843  | .4  | 16,642  | .2  | 10,252  | .1  | 8,873   | .1  | 23,129    | .3  | 768,580   | 10.1  |
|                        | 15,037          | .2  | 15,199  | .2  | 9,082   | .1  | 7,096   | .1  | 5,710   | .1  | 11,525    | .2  | 386,666   | 5.1   |
|                        | 18,120          | .2  | 15,644  | .2  | 7,560   | .1  | 3,156   | -   | 3,163   | -   | 11,604    | .2  | 381,914   | 5.0   |
| 9                      | 19,218          | .3  | 16,847  | .2  | 15,323  | .2  | 11,884  | .2  | 10,467  | .1  | 11,443    | .2  | 516,533   | 6.8   |
|                        | 7,161           | .1  | 9,837   | .1  | 9,329   | .1  | 6,041   | .1  | 8,376   | .1  | 5,248     | .1  | 239,411   | 3.2   |
|                        | 12,057          | .2  | 7,010   | .1  | 5,994   | .1  | 5,843   | .1  | 2,091   | -   | 6,195     | .1  | 277,122   | 3.7   |
| 10 and<br>above        | 27,648          | .4  | 25,395  | .3  | 13,843  | .2  | 13,870  | .2  | 10,434  | .1  | 14,687    | .2  | 749,698   | 9.9   |
|                        | 11,442          | .2  | 14,003  | .2  | 6,274   | .1  | 7,697   | .1  | 8,774   | .1  | 7,264     | .1  | 366,294   | 4.8   |
|                        | 16,206          | .2  | 11,392  | .2  | 7,569   | .1  | 6,173   | .1  | 1,660   | -   | 7,423     | .1  | 383,404   | 5.1   |
| Total                  | 316,965         | 4.2 | 256,986 | 3.4 | 202,195 | 2.7 | 159,089 | 2.1 | 141,193 | 1.9 | 258,303   | 3.4 | 7,574,884 | 100.0 |
|                        | 149,781         | 2.0 | 128,232 | 1.7 | 90,835  | 1.2 | 65,352  | .9  | 67,126  | .9  | 106,384   | 1.4 | 3,421,217 | 45.2  |
|                        | 167,184         | 2.2 | 128,754 | 1.7 | 111,360 | 1.5 | 93,737  | 1.2 | 74,067  | 1.0 | 151,919   | 2.0 | 4,153,667 | 54.8  |

Table 2c: Distribution of Households by Household Size, Sex of Head of Household and Domestic Expenditure Group - COUNTRY - RURAL

| Household size and Sex |     | DOMESTIC EXPENDITURE GROUP (BIRR) |    |           |    |             |     |             |     |             |     |             |      |             |      |
|------------------------|-----|-----------------------------------|----|-----------|----|-------------|-----|-------------|-----|-------------|-----|-------------|------|-------------|------|
|                        |     | Below 600                         |    | 600 - 999 |    | 1000 - 1399 |     | 1400 - 1999 |     | 2000 - 2599 |     | 2600 - 3399 |      | 3400 - 4199 |      |
|                        |     | No.                               | %  | No.       | %  | No.         | %   | No.         | %   | No.         | %   | No.         | %    | No.         | %    |
| 1                      | M+F | 1,892                             | .1 | 10,772    | .6 | 15,196      | .9  | 22,588      | 1.4 | 20,963      | 1.3 | 25,057      | 1.5  | 22,621      | 1.4  |
|                        | M   | -                                 | -  | 533       | -  | 4,690       | .3  | 7,039       | .4  | 5,892       | .4  | 8,985       | .5   | 10,721      | .6   |
|                        | F   | 1,892                             | .1 | 10,239    | .6 | 10,506      | .6  | 15,549      | .9  | 15,071      | .9  | 16,072      | 1.0  | 11,900      | .7   |
| 2                      | M+F | -                                 | -  | 670       | -  | 8,360       | .5  | 28,190      | 1.7 | 27,609      | 1.7 | 47,577      | 2.9  | 25,528      | 1.5  |
|                        | M   | -                                 | -  | 111       | -  | 1,471       | .1  | 2,129       | .1  | 5,739       | .3  | 14,628      | .9   | 11,477      | .7   |
|                        | F   | -                                 | -  | 559       | -  | 6,889       | .4  | 26,061      | 1.6 | 21,870      | 1.3 | 32,949      | 2.0  | 14,051      | .8   |
| 3                      | M+F | -                                 | -  | 425       | -  | 2,302       | .1  | 19,314      | 1.2 | 25,229      | 1.5 | 37,194      | 2.2  | 35,089      | 2.1  |
|                        | M   | -                                 | -  | -         | -  | 554         | -   | 4,210       | .3  | 8,402       | .5  | 12,722      | .8   | 13,713      | .8   |
|                        | F   | -                                 | -  | 425       | -  | 1,748       | .1  | 15,104      | .9  | 16,827      | 1.0 | 24,472      | 1.5  | 21,376      | 1.3  |
| 4                      | M+F | -                                 | -  | -         | -  | 2,681       | .2  | 7,461       | .4  | 21,196      | 1.3 | 35,600      | 2.1  | 28,623      | 1.7  |
|                        | M   | -                                 | -  | -         | -  | 84          | -   | 3,523       | .2  | 8,069       | .5  | 18,087      | 1.1  | 14,033      | .8   |
|                        | F   | -                                 | -  | -         | -  | 2,597       | .2  | 3,938       | .2  | 13,127      | .8  | 17,513      | 1.1  | 14,590      | .9   |
| 5                      | M+F | -                                 | -  | -         | -  | 441         | -   | 1,856       | .1  | 8,212       | .5  | 14,530      | .9   | 23,624      | 1.4  |
|                        | M   | -                                 | -  | -         | -  | -           | -   | 379         | -   | 3,066       | .2  | 10,603      | .6   | 16,218      | 1.0  |
|                        | F   | -                                 | -  | -         | -  | 441         | -   | 1,477       | .1  | 5,146       | .3  | 3,927       | .2   | 7,406       | .4   |
| 6                      | M+F | -                                 | -  | -         | -  | -           | -   | 1,788       | .1  | 4,319       | .3  | 8,418       | .5   | 18,742      | 1.1  |
|                        | M   | -                                 | -  | -         | -  | -           | -   | 1,445       | .1  | 1,211       | .1  | 4,544       | .3   | 12,706      | .8   |
|                        | F   | -                                 | -  | -         | -  | -           | -   | 343         | -   | 3,108       | .2  | 3,874       | .2   | 6,036       | .4   |
| 7                      | M+F | -                                 | -  | -         | -  | -           | -   | 20          | -   | 822         | -   | 5,022       | .3   | 8,799       | .5   |
|                        | M   | -                                 | -  | -         | -  | -           | -   | 20          | -   | 87          | -   | 4,735       | .3   | 7,487       | .5   |
|                        | F   | -                                 | -  | -         | -  | -           | -   | -           | -   | 735         | -   | 287         | -    | 1,312       | .1   |
| 8                      | M+F | -                                 | -  | -         | -  | -           | -   | -           | -   | 377         | -   | 1,017       | .1   | 4,255       | .3   |
|                        | M   | -                                 | -  | -         | -  | -           | -   | -           | -   | 363         | -   | 929         | .1   | 3,286       | .2   |
|                        | F   | -                                 | -  | -         | -  | -           | -   | -           | -   | 14          | -   | 88          | -    | 969         | .1   |
| 9                      | M+F | -                                 | -  | -         | -  | -           | -   | -           | -   | -           | -   | 902         | .1   | 2,360       | .1   |
|                        | M   | -                                 | -  | -         | -  | -           | -   | -           | -   | -           | -   | 902         | .1   | 2,095       | .1   |
|                        | F   | -                                 | -  | -         | -  | -           | -   | -           | -   | -           | -   | -           | -    | 265         | -    |
| 10 & above             | M+F | -                                 | -  | -         | -  | -           | -   | -           | -   | -           | -   | -           | -    | 959         | .1   |
|                        | M   | -                                 | -  | -         | -  | -           | -   | -           | -   | -           | -   | -           | -    | 959         | .1   |
|                        | F   | -                                 | -  | -         | -  | -           | -   | -           | -   | -           | -   | -           | -    | -           | -    |
| Total                  | M+F | 1,892                             | .1 | 11,867    | .7 | 28,980      | 1.7 | 81,217      | 4.9 | 108,727     | 6.5 | 175,317     | 10.5 | 170,600     | 10.3 |
|                        | M   | -                                 | -  | 644       | -  | 6,799       | .4  | 18,745      | 1.1 | 32,829      | 2.0 | 76,135      | 4.6  | 92,695      | 5.6  |
|                        | F   | 1,892                             | .1 | 11,223    | .7 | 22,181      | 1.3 | 62,472      | 3.8 | 75,898      | 4.6 | 99,182      | 6.0  | 77,905      | 4.7  |

Table 2c:(Contd.) Distribution of Households by Household Size, Sex of Head of Household and Domestic Expenditure Group- COUNTRY - URBAN

| Household size and Sex |     | DOMESTIC EXPENDITURE GROUP(BIRR) |      |                      |      |                      |      |                     |      |                        |     |                      |     | Total<br>No. % |     |                       |       |
|------------------------|-----|----------------------------------|------|----------------------|------|----------------------|------|---------------------|------|------------------------|-----|----------------------|-----|----------------|-----|-----------------------|-------|
|                        |     | 4200 - 5399<br>No. %             |      | 5400 - 6599<br>No. % |      | 6600 - 8999<br>No. % |      | 9000-12599<br>No. % |      | 12600 - 16199<br>No. % |     | 16200-19999<br>No. % |     |                |     | 20000 & over<br>No. % |       |
| 1                      | M+F | 17,039                           | 1.0  | 10,414               | .6   | 10,433               | .6   | 5,084               | .3   | 489                    | -   | 141                  | -   | 386            | -   | 163,075               | 9.8   |
|                        | M   | 10,075                           | .6   | 6,379                | .4   | 6,836                | .4   | 4,206               | .3   | 365                    | -   | 86                   | -   | 97             | -   | 65,904                | 4.0   |
|                        | F   | 6,964                            | .4   | 4,035                | .2   | 3,597                | .2   | 878                 | .1   | 124                    | -   | 55                   | -   | 289            | -   | 97,171                | 5.8   |
| 2                      | M+F | 30,009                           | 1.8  | 14,366               | .9   | 21,314               | 1.3  | 8,346               | .5   | 1,662                  | .1  | 1,626                | .1  | 3,026          | .2  | 218,283               | 13.1  |
|                        | M   | 13,375                           | .8   | 6,942                | .4   | 12,870               | .8   | 5,057               | .3   | 1,137                  | .1  | 719                  | -   | 2,179          | .1  | 77,834                | 4.7   |
|                        | F   | 16,634                           | 1.0  | 7,424                | .4   | 8,444                | .5   | 3,289               | .2   | 525                    | -   | 907                  | .1  | 847            | .1  | 140,449               | 8.4   |
| 3                      | M+F | 41,493                           | 2.5  | 30,626               | 1.8  | 31,797               | 1.9  | 24,569              | 1.5  | 3,702                  | .2  | 3,571                | .2  | 4,777          | .3  | 260,088               | 15.6  |
|                        | M   | 21,985                           | 1.3  | 16,590               | 1.0  | 22,772               | 1.4  | 14,533              | .9   | 2,206                  | .1  | 1,803                | .1  | 3,533          | .2  | 123,023               | 7.4   |
|                        | F   | 19,508                           | 1.2  | 14,036               | .8   | 9,025                | .5   | 10,036              | .6   | 1,496                  | .1  | 1,768                | .1  | 1,244          | .1  | 137,065               | 8.2   |
| 4                      | M+F | 59,337                           | 3.6  | 33,188               | 2.0  | 33,289               | 2.0  | 27,071              | 1.6  | 13,757                 | .8  | 4,874                | .3  | 11,013         | .7  | 278,090               | 16.7  |
|                        | M   | 35,104                           | 2.1  | 19,660               | 1.2  | 20,498               | 1.2  | 18,034              | 1.1  | 8,116                  | .5  | 3,685                | .2  | 9,142          | .5  | 158,035               | 9.5   |
|                        | F   | 24,233                           | 1.5  | 13,528               | .8   | 12,791               | .8   | 9,037               | .5   | 5,641                  | .3  | 1,189                | .1  | 1,871          | .1  | 120,055               | 7.2   |
| 5                      | M+F | 36,176                           | 2.2  | 26,332               | 1.6  | 43,033               | 2.6  | 22,643              | 1.4  | 16,160                 | 1.0 | 11,335               | .7  | 9,873          | .6  | 214,215               | 12.9  |
|                        | M   | 17,480                           | 1.1  | 18,493               | 1.1  | 30,690               | 1.8  | 13,097              | .8   | 11,989                 | .7  | 9,404                | .6  | 6,451          | .4  | 137,870               | 8.3   |
|                        | F   | 18,696                           | 1.1  | 7,839                | .5   | 12,343               | .7   | 9,546               | .6   | 4,171                  | .3  | 1,931                | .1  | 3,422          | .2  | 76,345                | 4.6   |
| 6                      | M+F | 27,282                           | 1.6  | 24,513               | 1.5  | 37,867               | 2.3  | 23,929              | 1.4  | 12,350                 | .7  | 8,783                | .5  | 11,701         | .7  | 179,692               | 10.8  |
|                        | M   | 19,084                           | 1.1  | 18,366               | 1.1  | 24,930               | 1.5  | 19,156              | 1.2  | 11,001                 | .7  | 7,127                | .4  | 9,833          | .6  | 129,403               | 7.8   |
|                        | F   | 8,198                            | .5   | 6,147                | .4   | 12,937               | .8   | 4,773               | .3   | 1,349                  | .1  | 1,656                | .1  | 1,868          | .1  | 50,289                | 3.0   |
| 7                      | M+F | 16,286                           | 1.0  | 17,241               | 1.0  | 32,621               | 2.0  | 19,749              | 1.2  | 9,713                  | .6  | 6,099                | .4  | 12,024         | .7  | 128,396               | 7.7   |
|                        | M   | 12,115                           | .7   | 11,513               | .7   | 23,891               | 1.4  | 16,325              | 1.0  | 7,712                  | .5  | 4,555                | .3  | 10,646         | .6  | 99,086                | 6.0   |
|                        | F   | 4,171                            | .3   | 5,728                | .3   | 8,730                | .5   | 3,424               | .2   | 2,001                  | .1  | 1,544                | .1  | 1,378          | .1  | 29,310                | 1.8   |
| 8                      | M+F | 13,184                           | .8   | 14,423               | .9   | 22,243               | 1.3  | 17,673              | 1.1  | 8,976                  | .5  | 5,106                | .3  | 8,820          | .5  | 96,074                | 5.8   |
|                        | M   | 10,815                           | .7   | 11,253               | .7   | 17,539               | 1.1  | 12,093              | .7   | 7,330                  | .4  | 4,168                | .3  | 6,367          | .4  | 74,143                | 4.5   |
|                        | F   | 2,369                            | .1   | 3,170                | .2   | 4,704                | .3   | 5,580               | .3   | 1,646                  | .1  | 938                  | .1  | 2,453          | .1  | 21,931                | 1.3   |
| 9                      | M+F | 6,268                            | .4   | 5,451                | .3   | 11,713               | .7   | 10,625              | .6   | 6,282                  | .4  | 7,772                | .5  | 6,043          | .4  | 57,416                | 3.5   |
|                        | M   | 5,029                            | .3   | 3,659                | .2   | 8,443                | .5   | 10,030              | .6   | 5,623                  | .3  | 7,481                | .4  | 3,948          | .2  | 47,210                | 2.8   |
|                        | F   | 1,239                            | .1   | 1,792                | .1   | 3,270                | .2   | 595                 | -    | 659                    | -   | 291                  | -   | 2,095          | .1  | 10,206                | .6    |
| 10 & above             | M+F | 4,262                            | .3   | 4,672                | .3   | 10,388               | .6   | 16,167              | 1.0  | 10,459                 | .6  | 3,719                | .2  | 17,196         | 1.0 | 67,822                | 4.1   |
|                        | M   | 3,725                            | .2   | 4,265                | .3   | 8,375                | .5   | 14,318              | .9   | 9,566                  | .6  | 3,609                | .2  | 12,461         | .7  | 57,278                | 3.4   |
|                        | F   | 537                              | -    | 407                  | -    | 2,013                | .1   | 1,849               | .1   | 893                    | .1  | 110                  | -   | 4,735          | .3  | 10,544                | .6    |
| Total                  | M+F | 251,336                          | 15.1 | 181,226              | 10.9 | 254,698              | 15.3 | 175,856             | 10.6 | 83,550                 | 5.0 | 53,026               | 3.2 | 84,859         | 5.1 | 1,663,151             | 100.0 |
|                        | M   | 148,787                          | 8.9  | 117,120              | 7.0  | 176,844              | 10.6 | 126,849             | 7.6  | 65,045                 | 3.9 | 42,637               | 2.6 | 64,657         | 3.9 | 969,786               | 58.3  |
|                        | F   | 102,549                          | 6.2  | 64,106               | 3.9  | 77,854               | 4.7  | 49,007              | 2.9  | 18,505                 | 1.1 | 10,389               | .6  | 20,202         | 1.2 | 693,365               | 41.7  |

Table 3c: Distribution of members of households by household size, sex and domestic expenditure group  
COUNTRY - URBAN

| Household size | Sex | DOMESTIC EXPENDITURE GROUP (BIRR) |   |           |    |             |    |             |     |             |     |             |     |
|----------------|-----|-----------------------------------|---|-----------|----|-------------|----|-------------|-----|-------------|-----|-------------|-----|
|                |     | Below 600                         |   | 600 - 999 |    | 1000 - 1399 |    | 1400 - 1999 |     | 2000 - 2599 |     | 2600 - 3399 |     |
|                |     | No.                               | % | No.       | %  | No.         | %  | No.         | %   | No.         | %   | No.         | %   |
| 1              | M+F | 1,892                             | - | 10,772    | .1 | 15,196      | .2 | 22,588      | .3  | 20,963      | .3  | 25,057      | .3  |
|                | M   | -                                 | - | 533       | -  | 4,690       | .1 | 7,039       | .1  | 5,892       | .1  | 8,985       | .1  |
|                | F   | 1,892                             | - | 10,239    | .1 | 10,506      | .1 | 15,549      | .2  | 15,071      | .2  | 16,072      | .2  |
| 2              | M+F | -                                 | - | 1,341     | -  | 16,719      | .2 | 56,381      | .7  | 55,219      | .7  | 95,155      | 1.3 |
|                | M   | -                                 | - | 495       | -  | 3,490       | -  | 14,739      | .2  | 18,064      | .2  | 31,384      | .4  |
|                | F   | -                                 | - | 846       | -  | 13,229      | .2 | 41,642      | .5  | 37,155      | .5  | 63,771      | .8  |
| 3              | M+F | -                                 | - | 1,276     | -  | 6,907       | .1 | 57,941      | .8  | 75,688      | 1.0 | 111,584     | 1.5 |
|                | M   | -                                 | - | -         | -  | 2,695       | -  | 18,722      | .2  | 26,095      | .3  | 40,099      | .5  |
|                | F   | -                                 | - | 1,276     | -  | 4,212       | .1 | 39,219      | .5  | 49,593      | .7  | 71,485      | .9  |
| 4              | M+F | -                                 | - | -         | -  | 10,726      | .1 | 29,843      | .4  | 84,787      | 1.1 | 142,400     | 1.9 |
|                | M   | -                                 | - | -         | -  | 2,326       | -  | 13,282      | .2  | 37,962      | .5  | 62,929      | .8  |
|                | F   | -                                 | - | -         | -  | 8,400       | .1 | 16,561      | .2  | 46,825      | .6  | 79,471      | 1.0 |
| 5              | M+F | -                                 | - | -         | -  | 2,207       | -  | 9,278       | .1  | 41,058      | .5  | 72,648      | 1.0 |
|                | M   | -                                 | - | -         | -  | 883         | -  | 3,993       | .1  | 16,734      | .2  | 34,370      | .5  |
|                | F   | -                                 | - | -         | -  | 1,324       | -  | 5,285       | .1  | 24,324      | .3  | 38,278      | .5  |
| 6              | M+F | -                                 | - | -         | -  | -           | -  | 10,728      | .1  | 25,914      | .3  | 50,505      | .7  |
|                | M   | -                                 | - | -         | -  | -           | -  | 5,034       | .1  | 10,953      | .1  | 22,105      | .3  |
|                | F   | -                                 | - | -         | -  | -           | -  | 5,694       | .1  | 14,961      | .2  | 28,400      | .4  |
| 7              | M+F | -                                 | - | -         | -  | -           | -  | 137         | -   | 5,751       | .1  | 35,151      | .5  |
|                | M   | -                                 | - | -         | -  | -           | -  | 78          | -   | 3,916       | .1  | 20,082      | .3  |
|                | F   | -                                 | - | -         | -  | -           | -  | 59          | -   | 1,835       | -   | 15,069      | .2  |
| 8              | M+F | -                                 | - | -         | -  | -           | -  | -           | -   | 3,011       | -   | 8,129       | .1  |
|                | M   | -                                 | - | -         | -  | -           | -  | -           | -   | 2,217       | -   | 3,748       | -   |
|                | F   | -                                 | - | -         | -  | -           | -  | -           | -   | 794         | -   | 4,381       | .1  |
| 9              | M+F | -                                 | - | -         | -  | -           | -  | -           | -   | -           | -   | 8,113       | .1  |
|                | M   | -                                 | - | -         | -  | -           | -  | -           | -   | -           | -   | 4,230       | .1  |
|                | F   | -                                 | - | -         | -  | -           | -  | -           | -   | -           | -   | 3,883       | .1  |
| 10 & above     | M+F | -                                 | - | -         | -  | -           | -  | -           | -   | -           | -   | -           | -   |
|                | M   | -                                 | - | -         | -  | -           | -  | -           | -   | -           | -   | -           | -   |
|                | F   | -                                 | - | -         | -  | -           | -  | -           | -   | -           | -   | -           | -   |
| Total          | M+F | 1,892                             | - | 13,389    | .2 | 51,755      | .7 | 186,896     | 2.5 | 312,391     | 4.1 | 548,742     | 7.2 |
|                | M   | -                                 | - | 1,028     | -  | 14,084      | .2 | 62,887      | .8  | 121,833     | 1.6 | 227,932     | 3.0 |
|                | F   | 1,892                             | - | 12,361    | .2 | 37,671      | .5 | 124,009     | 1.6 | 190,558     | 2.5 | 320,810     | 4.2 |

Table 3c:(Contd.) Distribution of members of households by household size, sex and domestic expenditure group  
COUNTRY - URBAN

| House-<br>hold<br>size | Sex | DOMESTIC EXPENDITURE GROUP |      |                      |      |                      |      |                     |      |                       |     | T o t a l<br>No. % |     |                      |     |                       |       |
|------------------------|-----|----------------------------|------|----------------------|------|----------------------|------|---------------------|------|-----------------------|-----|--------------------|-----|----------------------|-----|-----------------------|-------|
|                        |     | 4200 - 5399<br>No. %       |      | 5400 - 6599<br>No. % |      | 6600 - 8999<br>No. % |      | 9000-12599<br>No. % |      | 12600 -16199<br>No. % |     |                    |     | 16200-19999<br>No. % |     | 20000 & over<br>No. % |       |
| 1                      | M+F | 17,039                     | .2   | 10,414               | .1   | 10,433               | .1   | 5,084               | .1   | 489                   | -   | 141                | -   | 386                  | -   | 163,075               | 2.2   |
|                        | M   | 10,075                     | .1   | 6,379                | .1   | 6,836                | .1   | 4,206               | .1   | 365                   | -   | 86                 | -   | 97                   | -   | 65,904                | .9    |
|                        | F   | 6,964                      | .1   | 4,035                | .1   | 3,597                | -    | 878                 | -    | 124                   | -   | 55                 | -   | 289                  | -   | 97,171                | 1.3   |
| 2                      | M+F | 60,017                     | .8   | 28,734               | .4   | 42,628               | .6   | 16,693              | .2   | 3,324                 | -   | 3,252              | -   | 6,053                | .1  | 436,572               | 5.8   |
|                        | M   | 26,264                     | .3   | 11,712               | .2   | 19,697               | .3   | 7,623               | .1   | 1,403                 | -   | 1,208              | -   | 3,623                | -   | 160,394               | 2.1   |
|                        | F   | 33,753                     | .4   | 17,022               | .2   | 22,931               | .3   | 9,070               | .1   | 1,921                 | -   | 2,044              | -   | 2,430                | -   | 276,178               | 3.6   |
| 3                      | M+F | 124,480                    | 1.6  | 91,876               | 1.2  | 95,393               | 1.3  | 73,708              | 1.0  | 11,105                | .1  | 10,715             | .1  | 14,332               | .2  | 780,270               | 10.3  |
|                        | M   | 51,585                     | .7   | 37,188               | .5   | 42,454               | .6   | 29,213              | .4   | 4,217                 | .1  | 4,214              | .1  | 6,781                | .1  | 304,516               | 4.0   |
|                        | F   | 72,895                     | 1.0  | 54,688               | .7   | 52,939               | .7   | 44,495              | .6   | 6,888                 | .1  | 6,501              | .1  | 7,551                | .1  | 475,754               | 6.3   |
| 4                      | M+F | 237,348                    | 3.1  | 132,752              | 1.8  | 133,155              | 1.8  | 108,281             | 1.4  | 55,028                | .7  | 19,498             | .3  | 44,053               | .6  | 1,112,367             | 14.7  |
|                        | M   | 102,149                    | 1.3  | 51,604               | .7   | 56,591               | .7   | 39,151              | .5   | 19,801                | .3  | 7,138              | .1  | 19,143               | .3  | 458,778               | 6.1   |
|                        | F   | 135,199                    | 1.8  | 81,148               | 1.1  | 76,564               | 1.0  | 69,130              | .9   | 35,227                | .5  | 12,360             | .2  | 24,910               | .3  | 653,589               | 8.6   |
| 5                      | M+F | 180,877                    | 2.4  | 131,661              | 1.7  | 214,966              | 2.8  | 113,215             | 1.5  | 80,798                | 1.1 | 56,674             | .7  | 49,364               | .7  | 1,070,869             | 14.1  |
|                        | M   | 86,277                     | 1.1  | 60,742               | .8   | 97,666               | 1.3  | 50,910              | .7   | 38,982                | .5  | 27,773             | .4  | 22,289               | .3  | 495,657               | 6.5   |
|                        | F   | 94,600                     | 1.2  | 70,919               | .9   | 117,300              | 1.5  | 62,305              | .8   | 41,816                | .6  | 28,901             | .4  | 27,075               | .4  | 575,212               | 7.6   |
| 6                      | M+F | 163,693                    | 2.2  | 147,078              | 1.9  | 227,201              | 3.0  | 143,575             | 1.9  | 74,103                | 1.0 | 52,699             | .7  | 70,203               | .9  | 1,078,152             | 14.2  |
|                        | M   | 75,087                     | 1.0  | 73,276               | 1.0  | 103,129              | 1.4  | 65,756              | .9   | 35,989                | .5  | 25,975             | .3  | 31,748               | .4  | 501,374               | 6.6   |
|                        | F   | 88,606                     | 1.2  | 73,802               | 1.0  | 124,072              | 1.6  | 77,819              | 1.0  | 38,114                | .5  | 26,724             | .4  | 38,455               | .5  | 576,778               | 7.6   |
| 7                      | M+F | 114,006                    | 1.5  | 120,687              | 1.6  | 228,349              | 3.0  | 138,243             | 1.8  | 67,991                | .9  | 42,694             | .6  | 84,166               | 1.1 | 898,768               | 11.9  |
|                        | M   | 55,594                     | .7   | 56,685               | .7   | 112,277              | 1.5  | 67,353              | .9   | 31,800                | .4  | 20,792             | .3  | 39,831               | .5  | 442,221               | 5.8   |
|                        | F   | 58,412                     | .8   | 64,002               | .8   | 116,072              | 1.5  | 70,890              | .9   | 36,191                | .5  | 21,902             | .3  | 44,335               | .6  | 456,547               | 6.0   |
| 8                      | M+F | 105,469                    | 1.4  | 115,387              | 1.5  | 177,946              | 2.3  | 141,377             | 1.9  | 71,806                | .9  | 40,849             | .5  | 70,563               | .9  | 768,578               | 10.1  |
|                        | M   | 59,567                     | .8   | 53,721               | .7   | 89,520               | 1.2  | 72,398              | 1.0  | 31,208                | .4  | 21,007             | .3  | 34,006               | .4  | 386,666               | 5.1   |
|                        | F   | 45,902                     | .6   | 61,666               | .8   | 88,426               | 1.2  | 68,979              | .9   | 40,598                | .5  | 19,842             | .3  | 36,557               | .5  | 381,912               | 5.0   |
| 9                      | M+F | 56,411                     | .7   | 49,056               | .6   | 105,412              | 1.4  | 95,434              | 1.3  | 56,533                | .7  | 69,944             | .9  | 54,388               | .7  | 516,531               | 6.8   |
|                        | M   | 22,572                     | .3   | 25,446               | .3   | 51,729               | .7   | 43,561              | .6   | 23,203                | .3  | 33,048             | .4  | 25,631               | .3  | 239,409               | 3.2   |
|                        | F   | 33,839                     | .4   | 23,610               | .3   | 53,683               | .7   | 51,873              | .7   | 33,330                | .4  | 36,896             | .5  | 28,757               | .4  | 277,122               | 3.7   |
| 10 and<br>above        | M+F | 42,791                     | .6   | 49,005               | .6   | 107,920              | 1.4  | 177,501             | 2.3  | 118,463               | 1.6 | 40,115             | .5  | 203,294              | 2.7 | 749,700               | 9.9   |
|                        | M   | 23,301                     | .3   | 24,096               | .3   | 53,526               | .7   | 89,505              | 1.2  | 57,593                | .8  | 18,152             | .2  | 95,777               | 1.3 | 366,296               | 4.8   |
|                        | F   | 19,490                     | .3   | 24,909               | .3   | 54,394               | .7   | 87,996              | 1.2  | 60,870                | .8  | 21,963             | .3  | 107,517              | 1.4 | 383,404               | 5.1   |
| Total                  | M+F | 1,102,131                  | 14.5 | 876,650              | 11.6 | 1,343,403            | 17.7 | 1,013,111           | 13.4 | 539,640               | 7.1 | 336,581            | 4.4 | 596,802              | 7.9 | 7,574,882             | 100.0 |
|                        | M   | 512,471                    | 6.8  | 400,849              | 5.3  | 633,425              | 8.4  | 469,676             | 6.2  | 244,561               | 3.2 | 159,393            | 2.1 | 278,926              | 3.7 | 3,421,215             | 45.2  |
|                        | F   | 589,660                    | 7.8  | 475,801              | 6.3  | 709,978              | 9.4  | 543,435             | 7.2  | 295,079               | 3.9 | 177,188            | 2.3 | 317,876              | 4.2 | 4,153,667             | 54.8  |



Table 4c: Distribution of members of households by age, sex and domestic expenditure group - COUNTRY - URBAN

| Age Group   | Sex | DOMESTIC EXPENDITURE GROUP (BIRR) |   |           |    |             |    |             |     |             |     |             |     |             |     |
|-------------|-----|-----------------------------------|---|-----------|----|-------------|----|-------------|-----|-------------|-----|-------------|-----|-------------|-----|
|             |     | Below 600                         |   | 600 - 999 |    | 1000 - 1399 |    | 1400 - 1999 |     | 2000 - 2599 |     | 2600 - 3399 |     | 3400 - 4199 |     |
|             |     | No.                               | % | No.       | %  | No.         | %  | No.         | %   | No.         | %   | No.         | %   | No.         | %   |
| 0 - 9       | M+F | -                                 | - | 1,235     | -  | 9,427       | .1 | 41,150      | .5  | 76,440      | 1.0 | 130,829     | 1.7 | 172,238     | 2.3 |
|             | M   | -                                 | - | 384       | -  | 2,227       | -  | 19,203      | .3  | 32,194      | .4  | 64,583      | .9  | 80,213      | 1.1 |
|             | F   | -                                 | - | 851       | -  | 7,200       | .1 | 21,947      | .3  | 44,246      | .6  | 66,246      | .9  | 92,025      | 1.2 |
| 10 - 14     | M+F | -                                 | - | -         | -  | 6,540       | .1 | 25,390      | .3  | 45,445      | .6  | 69,291      | .9  | 92,339      | 1.2 |
|             | M   | -                                 | - | -         | -  | 2,193       | -  | 10,290      | .1  | 28,133      | .4  | 34,038      | .4  | 46,249      | .6  |
|             | F   | -                                 | - | -         | -  | 4,347       | .1 | 15,100      | .2  | 17,312      | .2  | 35,253      | .5  | 46,090      | .6  |
| 15 - 19     | M+F | -                                 | - | 858       | -  | 5,075       | .1 | 21,973      | .3  | 36,013      | .5  | 71,195      | .9  | 80,921      | 1.1 |
|             | M   | -                                 | - | 92        | -  | 2,666       | -  | 12,171      | .2  | 15,876      | .2  | 34,082      | .4  | 41,020      | .5  |
|             | F   | -                                 | - | 766       | -  | 2,409       | -  | 9,802       | .1  | 20,137      | .3  | 37,113      | .5  | 39,901      | .5  |
| 20 - 24     | M+F | -                                 | - | 369       | -  | 3,958       | .1 | 10,807      | .1  | 20,452      | .3  | 47,469      | .6  | 50,032      | .7  |
|             | M   | -                                 | - | -         | -  | 495         | -  | 3,056       | -   | 4,936       | .1  | 16,059      | .2  | 21,006      | .3  |
|             | F   | -                                 | - | 369       | -  | 3,463       | -  | 7,751       | .1  | 15,516      | .2  | 31,410      | .4  | 29,026      | .4  |
| 25 - 29     | M+F | -                                 | - | 54        | -  | 1,041       | -  | 9,719       | .1  | 26,763      | .4  | 42,910      | .6  | 54,537      | .7  |
|             | M   | -                                 | - | -         | -  | 71          | -  | 1,574       | -   | 11,312      | .1  | 7,846       | .1  | 19,955      | .3  |
|             | F   | -                                 | - | 54        | -  | 970         | -  | 8,145       | .1  | 15,451      | .2  | 35,064      | .5  | 34,582      | .5  |
| 30 - 34     | M+F | 20                                | - | 1,035     | -  | 2,681       | -  | 9,037       | .1  | 13,585      | .2  | 29,490      | .4  | 32,430      | .4  |
|             | M   | -                                 | - | -         | -  | 1,461       | -  | 1,634       | -   | 4,331       | .1  | 10,427      | .1  | 14,786      | .2  |
|             | F   | 20                                | - | 1,035     | -  | 1,220       | -  | 7,403       | .1  | 9,254       | .1  | 19,063      | .3  | 17,644      | .2  |
| 35 - 39     | M+F | -                                 | - | 10        | -  | 4,388       | .1 | 9,726       | .1  | 23,107      | .3  | 31,163      | .4  | 39,337      | .5  |
|             | M   | -                                 | - | -         | -  | 885         | -  | 3,144       | -   | 7,615       | .1  | 9,774       | .1  | 14,339      | .2  |
|             | F   | -                                 | - | 10        | -  | 3,503       | -  | 6,582       | .1  | 15,492      | .2  | 21,389      | .3  | 24,998      | .3  |
| 40 - 44     | M+F | 669                               | - | 254       | -  | 1,216       | -  | 9,607       | .1  | 15,324      | .2  | 26,567      | .4  | 28,399      | .4  |
|             | M   | -                                 | - | -         | -  | -           | -  | 1,744       | -   | 5,743       | .1  | 11,277      | .1  | 13,781      | .2  |
|             | F   | 669                               | - | 254       | -  | 1,216       | -  | 7,863       | .1  | 9,581       | .1  | 15,290      | .2  | 14,618      | .2  |
| 45 - 49     | M+F | -                                 | - | 717       | -  | 830         | -  | 5,601       | .1  | 7,467       | .1  | 25,146      | .3  | 23,143      | .3  |
|             | M   | -                                 | - | -         | -  | -           | -  | 357         | -   | 1,750       | -   | 13,542      | .2  | 11,743      | .2  |
|             | F   | -                                 | - | 717       | -  | 830         | -  | 5,244       | .1  | 5,717       | .1  | 11,604      | .2  | 11,400      | .2  |
| 50 - 54     | M+F | -                                 | - | 1,896     | -  | 2,597       | -  | 7,468       | .1  | 11,533      | .2  | 19,165      | .3  | 23,394      | .3  |
|             | M   | -                                 | - | -         | -  | 1,137       | -  | 1,736       | -   | 2,435       | -   | 5,156       | .1  | 10,502      | .1  |
|             | F   | -                                 | - | 1,896     | -  | 1,460       | -  | 5,732       | .1  | 9,098       | .1  | 14,009      | .2  | 12,892      | .2  |
| 55 - 59     | M+F | -                                 | - | 1,798     | -  | 3,057       | -  | 6,414       | .1  | 9,925       | .1  | 15,234      | .2  | 10,651      | .1  |
|             | M   | -                                 | - | -         | -  | 183         | -  | 1,323       | -   | 2,063       | -   | 4,540       | .1  | 3,883       | .1  |
|             | F   | -                                 | - | 1,798     | -  | 2,874       | -  | 5,091       | .1  | 7,862       | .1  | 10,694      | .1  | 6,768       | .1  |
| 60 - 64     | M+F | 45                                | - | 570       | -  | 3,058       | -  | 12,238      | .2  | 9,018       | .1  | 13,520      | .2  | 12,795      | .2  |
|             | M   | -                                 | - | -         | -  | 380         | -  | 1,983       | -   | 741         | -   | 4,847       | .1  | 6,632       | .1  |
|             | F   | 45                                | - | 570       | -  | 2,678       | -  | 10,255      | .1  | 8,277       | .1  | 8,673       | .1  | 6,163       | .1  |
| 65 and over | M+F | 1,158                             | - | 4,595     | .1 | 7,885       | .1 | 17,766      | .2  | 17,320      | .2  | 26,763      | .4  | 31,282      | .4  |
|             | M   | -                                 | - | 553       | -  | 2,383       | -  | 4,671       | .1  | 4,705       | .1  | 11,761      | .2  | 10,041      | .1  |
|             | F   | 1,158                             | - | 4,042     | .1 | 5,502       | .1 | 13,095      | .2  | 12,615      | .2  | 15,002      | .2  | 21,241      | .3  |
| Total       | M+F | 1,892                             | - | 13,391    | .2 | 51,753      | .7 | 186,896     | 2.5 | 312,392     | 4.1 | 548,742     | 7.2 | 651,498     | 8.6 |
|             | M   | -                                 | - | 1,029     | -  | 14,081      | .2 | 62,886      | .8  | 121,834     | 1.6 | 227,932     | 3.0 | 294,150     | 3.9 |
|             | F   | 1,892                             | - | 12,362    | .2 | 37,672      | .5 | 124,010     | 1.6 | 190,558     | 2.5 | 320,810     | 4.2 | 357,348     | 4.7 |

Table 4c: Distribution of members of households by age, sex and domestic expenditure group - COUNTRY - URBAN

| Age Group   | Sex | DOMESTIC EXPENDITURE GROUP (BIRR) |   |                  |    |                    |    |                    |     |                    |     |                    |     |                    |     |
|-------------|-----|-----------------------------------|---|------------------|----|--------------------|----|--------------------|-----|--------------------|-----|--------------------|-----|--------------------|-----|
|             |     | Below 600<br>No.                  | % | 600 - 999<br>No. | %  | 1000 - 1399<br>No. | %  | 1400 - 1999<br>No. | %   | 2000 - 2599<br>No. | %   | 2600 - 3399<br>No. | %   | 3400 - 4199<br>No. | %   |
| 0 - 9       | M+F | -                                 | - | 1,235            | -  | 9,427              | .1 | 41,150             | .5  | 76,440             | 1.0 | 130,829            | 1.7 | 172,238            | 2.3 |
|             | M   | -                                 | - | 384              | -  | 2,227              | -  | 19,203             | .3  | 32,194             | .4  | 64,583             | .9  | 80,213             | 1.1 |
|             | F   | -                                 | - | 851              | -  | 7,200              | .1 | 21,947             | .3  | 44,246             | .6  | 66,246             | .9  | 92,025             | 1.2 |
| 10 - 14     | M+F | -                                 | - | -                | -  | 6,540              | .1 | 25,390             | .3  | 45,445             | .6  | 69,291             | .9  | 92,339             | 1.2 |
|             | M   | -                                 | - | -                | -  | 2,193              | -  | 10,290             | .1  | 28,133             | .4  | 34,038             | .4  | 46,249             | .6  |
|             | F   | -                                 | - | -                | -  | 4,347              | .1 | 15,100             | .2  | 17,312             | .2  | 35,253             | .5  | 46,090             | .6  |
| 15 - 19     | M+F | -                                 | - | 858              | -  | 5,075              | .1 | 21,973             | .3  | 36,013             | .5  | 71,195             | .9  | 80,921             | 1.1 |
|             | M   | -                                 | - | 92               | -  | 2,666              | -  | 12,171             | .2  | 15,876             | .2  | 34,082             | .4  | 41,020             | .5  |
|             | F   | -                                 | - | 766              | -  | 2,409              | -  | 9,802              | .1  | 20,137             | .3  | 37,113             | .5  | 39,901             | .5  |
| 20 - 24     | M+F | -                                 | - | 369              | -  | 3,958              | .1 | 10,807             | .1  | 20,452             | .3  | 47,469             | .6  | 50,032             | .7  |
|             | M   | -                                 | - | -                | -  | 495                | -  | 3,056              | -   | 4,936              | .1  | 16,059             | .2  | 21,006             | .3  |
|             | F   | -                                 | - | 369              | -  | 3,463              | -  | 7,751              | .1  | 15,516             | .2  | 31,410             | .4  | 29,026             | .4  |
| 25 - 29     | M+F | -                                 | - | 54               | -  | 1,041              | -  | 9,719              | .1  | 26,763             | .4  | 42,910             | .6  | 54,537             | .7  |
|             | M   | -                                 | - | -                | -  | 71                 | -  | 1,574              | -   | 11,312             | .1  | 7,846              | .1  | 19,955             | .3  |
|             | F   | -                                 | - | 54               | -  | 970                | -  | 8,145              | .1  | 15,451             | .2  | 35,064             | .5  | 34,582             | .5  |
| 30 - 34     | M+F | 20                                | - | 1,035            | -  | 2,681              | -  | 9,037              | .1  | 13,585             | .2  | 29,490             | .4  | 32,430             | .4  |
|             | M   | -                                 | - | -                | -  | 1,461              | -  | 1,634              | -   | 4,331              | .1  | 10,427             | .1  | 14,786             | .2  |
|             | F   | 20                                | - | 1,035            | -  | 1,220              | -  | 7,403              | .1  | 9,254              | .1  | 19,063             | .3  | 17,644             | .2  |
| 35 - 39     | M+F | -                                 | - | 10               | -  | 4,388              | .1 | 9,726              | .1  | 23,107             | .3  | 31,163             | .4  | 39,337             | .5  |
|             | M   | -                                 | - | -                | -  | 885                | -  | 3,144              | -   | 7,615              | .1  | 9,774              | .1  | 14,339             | .2  |
|             | F   | -                                 | - | 10               | -  | 3,503              | -  | 6,582              | .1  | 15,492             | .2  | 21,389             | .3  | 24,998             | .3  |
| 40 - 44     | M+F | 669                               | - | 254              | -  | 1,216              | -  | 9,607              | .1  | 15,324             | .2  | 26,567             | .4  | 28,399             | .4  |
|             | M   | -                                 | - | -                | -  | -                  | -  | 1,744              | -   | 5,743              | .1  | 11,277             | .1  | 13,781             | .2  |
|             | F   | 669                               | - | 254              | -  | 1,216              | -  | 7,863              | .1  | 9,581              | .1  | 15,290             | .2  | 14,618             | .2  |
| 45 - 49     | M+F | -                                 | - | 717              | -  | 830                | -  | 5,601              | .1  | 7,467              | .1  | 25,146             | .3  | 23,143             | .3  |
|             | M   | -                                 | - | -                | -  | -                  | -  | 357                | -   | 1,750              | -   | 13,542             | .2  | 11,743             | .2  |
|             | F   | -                                 | - | 717              | -  | 830                | -  | 5,244              | .1  | 5,717              | .1  | 11,604             | .2  | 11,400             | .2  |
| 50 - 54     | M+F | -                                 | - | 1,896            | -  | 2,597              | -  | 7,468              | .1  | 11,533             | .2  | 19,165             | .3  | 23,394             | .3  |
|             | M   | -                                 | - | -                | -  | 1,137              | -  | 1,736              | -   | 2,435              | -   | 5,156              | .1  | 10,502             | .1  |
|             | F   | -                                 | - | 1,896            | -  | 1,460              | -  | 5,732              | .1  | 9,098              | .1  | 14,009             | .2  | 12,892             | .2  |
| 55 - 59     | M+F | -                                 | - | 1,798            | -  | 3,057              | -  | 6,414              | .1  | 9,925              | .1  | 15,234             | .2  | 10,651             | .1  |
|             | M   | -                                 | - | -                | -  | 183                | -  | 1,323              | -   | 2,063              | -   | 4,540              | .1  | 3,883              | .1  |
|             | F   | -                                 | - | 1,798            | -  | 2,874              | -  | 5,091              | .1  | 7,862              | .1  | 10,694             | .1  | 6,768              | .1  |
| 60 - 64     | M+F | 45                                | - | 570              | -  | 3,058              | -  | 12,238             | .2  | 9,018              | .1  | 13,520             | .2  | 12,795             | .2  |
|             | M   | -                                 | - | -                | -  | 380                | -  | 1,983              | -   | 741                | -   | 4,847              | .1  | 6,632              | .1  |
|             | F   | 45                                | - | 570              | -  | 2,678              | -  | 10,255             | .1  | 8,277              | .1  | 8,673              | .1  | 6,163              | .1  |
| 65 and over | M+F | 1,158                             | - | 4,595            | .1 | 7,885              | .1 | 17,766             | .2  | 17,320             | .2  | 26,763             | .4  | 31,282             | .4  |
|             | M   | -                                 | - | 553              | -  | 2,383              | -  | 4,671              | .1  | 4,705              | .1  | 11,761             | .2  | 10,041             | .1  |
|             | F   | 1,158                             | - | 4,042            | .1 | 5,502              | .1 | 13,095             | .2  | 12,615             | .2  | 15,002             | .2  | 21,241             | .3  |
| Total       | M+F | 1,892                             | - | 13,391           | .2 | 51,753             | .7 | 186,896            | 2.5 | 312,392            | 4.1 | 548,742            | 7.2 | 651,498            | 8.6 |
|             | M   | -                                 | - | 1,029            | -  | 14,081             | .2 | 62,886             | .8  | 121,834            | 1.6 | 227,932            | 3.0 | 294,150            | 3.9 |
|             | F   | 1,892                             | - | 12,362           | .2 | 37,672             | .5 | 124,010            | 1.6 | 190,558            | 2.5 | 320,810            | 4.2 | 357,348            | 4.7 |

**Table 5c: Distribution of Households by Household Size, Sex of Head of Household and Payment Group**  
**COUNTRY - URBAN**

| Household size and Sex |     | P A Y M E N T      G R O U P (BIRR) |    |           |    |             |     |             |     |             |     |             |     |             |     |
|------------------------|-----|-------------------------------------|----|-----------|----|-------------|-----|-------------|-----|-------------|-----|-------------|-----|-------------|-----|
|                        |     | Below 600                           |    | 600 - 999 |    | 1000 - 1399 |     | 1400 - 1999 |     | 2000 - 2599 |     | 2600 - 3399 |     | 3400 - 4199 |     |
|                        |     | No.                                 | %  | No.       | %  | No.         | %   | No.         | %   | No.         | %   | No.         | %   | No.         | %   |
| 1                      | M+F | 1,128                               | .1 | 9,359     | .6 | 14,714      | .9  | 16,985      | 1.0 | 18,051      | 1.1 | 25,451      | 1.5 | 20,148      | 1.2 |
|                        | M   | -                                   | -  | 533       | -  | 3,621       | .2  | 6,007       | .4  | 3,737       | .2  | 8,990       | .5  | 8,405       | .5  |
|                        | F   | 1,128                               | .1 | 8,826     | .5 | 11,093      | .7  | 10,978      | .7  | 14,314      | .9  | 16,461      | 1.0 | 11,743      | .7  |
| 2                      | M+F | -                                   | -  | 622       | -  | 7,510       | .5  | 20,745      | 1.2 | 23,868      | 1.4 | 42,827      | 2.6 | 26,003      | 1.6 |
|                        | M   | -                                   | -  | 111       | -  | 1,471       | .1  | 1,632       | .1  | 5,192       | .3  | 10,912      | .7  | 10,386      | .6  |
|                        | F   | -                                   | -  | 511       | -  | 6,039       | .4  | 19,113      | 1.1 | 18,676      | 1.1 | 31,915      | 1.9 | 15,617      | .9  |
| 3                      | M+F | -                                   | -  | 425       | -  | 2,210       | .1  | 12,956      | .8  | 19,341      | 1.2 | 29,003      | 1.7 | 35,481      | 2.1 |
|                        | M   | -                                   | -  | -         | -  | 462         | -   | 3,478       | .2  | 5,771       | .3  | 9,562       | .6  | 13,559      | .8  |
|                        | F   | -                                   | -  | 425       | -  | 1,748       | .1  | 9,478       | .6  | 13,570      | .8  | 19,441      | 1.2 | 21,922      | 1.3 |
| 4                      | M+F | -                                   | -  | -         | -  | 2,681       | .2  | 4,503       | .3  | 16,096      | 1.0 | 29,717      | 1.8 | 27,421      | 1.6 |
|                        | M   | -                                   | -  | -         | -  | 84          | -   | 1,280       | .1  | 7,809       | .5  | 15,388      | .9  | 13,134      | .8  |
|                        | F   | -                                   | -  | -         | -  | 2,597       | .2  | 3,223       | .2  | 8,287       | .5  | 14,329      | .9  | 14,287      | .9  |
| 5                      | M+F | -                                   | -  | -         | -  | -           | -   | 1,679       | .1  | 7,325       | .4  | 10,580      | .6  | 18,442      | 1.1 |
|                        | M   | -                                   | -  | -         | -  | -           | -   | 379         | -   | 2,973       | .2  | 6,424       | .4  | 13,039      | .8  |
|                        | F   | -                                   | -  | -         | -  | -           | -   | 1,300       | .1  | 4,352       | .3  | 4,156       | .2  | 5,403       | .3  |
| 6                      | M+F | -                                   | -  | -         | -  | -           | -   | 66          | -   | 5,006       | .3  | 7,175       | .4  | 14,942      | .9  |
|                        | M   | -                                   | -  | -         | -  | -           | -   | 48          | -   | 2,159       | .1  | 3,919       | .2  | 9,087       | .5  |
|                        | F   | -                                   | -  | -         | -  | -           | -   | 18          | -   | 2,847       | .2  | 3,256       | .2  | 5,855       | .4  |
| 7                      | M+F | -                                   | -  | -         | -  | -           | -   | -           | -   | 129         | -   | 3,651       | .2  | 6,421       | .4  |
|                        | M   | -                                   | -  | -         | -  | -           | -   | -           | -   | 106         | -   | 2,653       | .2  | 5,602       | .3  |
|                        | F   | -                                   | -  | -         | -  | -           | -   | -           | -   | 23          | -   | 998         | .1  | 819         | -   |
| 8                      | M+F | -                                   | -  | -         | -  | -           | -   | -           | -   | 377         | -   | 543         | -   | 4,393       | .3  |
|                        | M   | -                                   | -  | -         | -  | -           | -   | -           | -   | 363         | -   | 455         | -   | 3,673       | .2  |
|                        | F   | -                                   | -  | -         | -  | -           | -   | -           | -   | 14          | -   | 88          | -   | 720         | -   |
| 9                      | M+F | -                                   | -  | -         | -  | -           | -   | -           | -   | -           | -   | 79          | -   | 1,297       | .1  |
|                        | M   | -                                   | -  | -         | -  | -           | -   | -           | -   | -           | -   | 79          | -   | 1,032       | .1  |
|                        | F   | -                                   | -  | -         | -  | -           | -   | -           | -   | -           | -   | -           | -   | 265         | -   |
| 10 & above             | M+F | -                                   | -  | -         | -  | -           | -   | -           | -   | -           | -   | -           | -   | -           | -   |
|                        | M   | -                                   | -  | -         | -  | -           | -   | -           | -   | -           | -   | -           | -   | -           | -   |
|                        | F   | -                                   | -  | -         | -  | -           | -   | -           | -   | -           | -   | -           | -   | -           | -   |
| Total                  | M+F | 1,128                               | .1 | 10,406    | .6 | 27,115      | 1.6 | 56,934      | 3.4 | 90,193      | 5.4 | 149,026     | 9.0 | 154,548     | 9.3 |
|                        | M   | -                                   | -  | 644       | -  | 5,638       | .3  | 12,824      | .8  | 28,110      | 1.7 | 58,382      | 3.5 | 77,917      | 4.7 |
|                        | F   | 1,128                               | .1 | 9,762     | .6 | 21,477      | 1.3 | 44,110      | 2.7 | 62,083      | 3.7 | 90,644      | 5.5 | 76,631      | 4.6 |

Table 5c:(contd.) Distribution of Households by Household Size, Sex of Head of Household and Payment Group  
COUNTRY - URBAN

| Household size and Sex | P A Y M E N T G R O U P (B I R R) |      |             |      |             |      |            |      |              |     |             |     |              |     | T o t a l |       |
|------------------------|-----------------------------------|------|-------------|------|-------------|------|------------|------|--------------|-----|-------------|-----|--------------|-----|-----------|-------|
|                        | 4200 - 5399                       |      | 5400 - 6599 |      | 6600 - 8999 |      | 9000-12599 |      | 12600 -16199 |     | 16200-19999 |     | 20000 & over |     | No.       | %     |
|                        | No.                               | %    | No.         | %    | No.         | %    | No.        | %    | No.          | %   | No.         | %   | No.          | %   | No.       | %     |
| 1 M+F                  | 20,729                            | 1.2  | 12,230      | .7   | 12,142      | .7   | 6,081      | .4   | 2,338        | .1  | 197         | -   | 3,518        | .2  | 163,071   | 9.8   |
| M                      | 11,856                            | .7   | 6,638       | .4   | 5,941       | .4   | 4,667      | .3   | 2,184        | .1  | 149         | -   | 3,175        | .2  | 65,903    | 4.0   |
| F                      | 8,873                             | .5   | 5,592       | .3   | 6,201       | .4   | 1,414      | .1   | 154          | -   | 48          | -   | 343          | -   | 97,168    | 5.8   |
| 2 M+F                  | 30,828                            | 1.9  | 16,467      | 1.0  | 25,016      | 1.5  | 8,133      | .5   | 4,843        | .3  | 4,431       | .3  | 6,992        | .4  | 218,285   | 13.1  |
| M                      | 11,980                            | .7   | 7,948       | .5   | 12,750      | .8   | 4,312      | .3   | 3,893        | .2  | 2,710       | .2  | 4,538        | .3  | 77,835    | 4.7   |
| F                      | 18,848                            | 1.1  | 8,519       | .5   | 12,266      | .7   | 3,821      | .2   | 950          | .1  | 1,721       | .1  | 2,454        | .1  | 140,450   | 8.4   |
| 3 M+F                  | 44,591                            | 2.7  | 27,697      | 1.7  | 38,470      | 2.3  | 25,622     | 1.5  | 8,951        | .5  | 4,975       | .3  | 10,369       | .6  | 260,091   | 15.6  |
| M                      | 19,006                            | 1.1  | 15,751      | .9   | 26,119      | 1.6  | 14,119     | .8   | 4,844        | .3  | 3,479       | .2  | 6,875        | .4  | 123,025   | 7.4   |
| F                      | 25,585                            | 1.5  | 11,946      | .7   | 12,351      | .7   | 11,503     | .7   | 4,107        | .2  | 1,496       | .1  | 3,494        | .2  | 137,066   | 8.2   |
| 4 M+F                  | 46,753                            | 2.8  | 34,733      | 2.1  | 38,086      | 2.3  | 34,019     | 2.0  | 16,371       | 1.0 | 7,888       | .5  | 19,824       | 1.2 | 278,092   | 16.7  |
| M                      | 25,830                            | 1.6  | 20,270      | 1.2  | 22,488      | 1.4  | 20,643     | 1.2  | 11,090       | .7  | 4,279       | .3  | 15,741       | .9  | 158,036   | 9.5   |
| F                      | 20,923                            | 1.3  | 14,463      | .9   | 15,598      | .9   | 13,376     | .8   | 5,281        | .3  | 3,609       | .2  | 4,083        | .2  | 120,056   | 7.2   |
| 5 M+F                  | 30,287                            | 1.8  | 24,031      | 1.4  | 45,362      | 2.7  | 28,472     | 1.7  | 16,275       | 1.0 | 11,046      | .7  | 20,717       | 1.2 | 214,216   | 12.9  |
| M                      | 16,729                            | 1.0  | 15,339      | .9   | 31,136      | 1.9  | 16,554     | 1.0  | 10,301       | .6  | 8,609       | .5  | 16,387       | 1.0 | 137,870   | 8.3   |
| F                      | 13,558                            | .8   | 8,692       | .5   | 14,226      | .9   | 11,918     | .7   | 5,974        | .4  | 2,437       | .1  | 4,330        | .3  | 76,346    | 4.6   |
| 6 M+F                  | 19,106                            | 1.1  | 25,022      | 1.5  | 33,729      | 2.0  | 30,262     | 1.8  | 14,098       | .8  | 9,587       | .6  | 20,699       | 1.2 | 179,692   | 10.8  |
| M                      | 15,029                            | .9   | 16,360      | 1.0  | 22,153      | 1.3  | 24,288     | 1.5  | 11,234       | .7  | 8,208       | .5  | 16,917       | 1.0 | 129,402   | 7.8   |
| F                      | 4,077                             | .2   | 8,662       | .5   | 11,576      | .7   | 5,974      | .4   | 2,864        | .2  | 1,379       | .1  | 3,782        | .2  | 50,290    | 3.0   |
| 7 M+F                  | 15,487                            | .9   | 12,737      | .8   | 26,950      | 1.6  | 20,474     | 1.2  | 15,429       | .9  | 9,316       | .6  | 17,801       | 1.1 | 128,395   | 7.7   |
| M                      | 12,796                            | .8   | 8,773       | .5   | 19,452      | 1.2  | 14,209     | .9   | 13,078       | .8  | 6,704       | .4  | 15,712       | .9  | 99,085    | 6.0   |
| F                      | 2,691                             | .2   | 3,964       | .2   | 7,498       | .5   | 6,265      | .4   | 2,351        | .1  | 2,612       | .2  | 2,089        | .1  | 29,310    | 1.8   |
| 8 M+F                  | 7,208                             | .4   | 11,981      | .7   | 22,744      | 1.4  | 19,329     | 1.2  | 9,731        | .6  | 3,813       | .2  | 15,955       | 1.0 | 96,074    | 5.8   |
| M                      | 5,404                             | .3   | 9,536       | .6   | 17,409      | 1.0  | 14,092     | .8   | 8,524        | .5  | 2,810       | .2  | 11,877       | .7  | 74,143    | 4.5   |
| F                      | 1,804                             | .1   | 2,445       | .1   | 5,335       | .3   | 5,237      | .3   | 1,207        | .1  | 1,003       | .1  | 4,078        | .2  | 21,931    | 1.3   |
| 9 M+F                  | 4,137                             | .2   | 7,706       | .5   | 6,091       | .4   | 11,390     | .7   | 7,228        | .4  | 5,319       | .3  | 14,169       | .9  | 57,416    | 3.5   |
| M                      | 3,732                             | .2   | 5,206       | .3   | 5,189       | .3   | 9,260      | .6   | 5,722        | .3  | 5,098       | .3  | 11,893       | .7  | 47,211    | 2.8   |
| F                      | 405                               | -    | 2,500       | .2   | 902         | .1   | 2,130      | .1   | 1,506        | .1  | 221         | -   | 2,276        | .1  | 10,205    | .6    |
| 10 & above M+F         | 4,496                             | .3   | 3,974       | .2   | 8,451       | .5   | 11,067     | .7   | 14,685       | .9  | 4,012       | .2  | 21,139       | 1.3 | 67,824    | 4.1   |
| M                      | 4,173                             | .3   | 3,390       | .2   | 6,880       | .4   | 9,330      | .6   | 13,223       | .8  | 3,987       | .2  | 16,296       | 1.0 | 57,279    | 3.4   |
| F                      | 323                               | -    | 584         | -    | 1,571       | .1   | 1,737      | .1   | 1,462        | .1  | 25          | -   | 4,843        | .3  | 10,545    | .6    |
| Total M+F              | 223,622                           | 13.4 | 176,578     | 10.6 | 257,041     | 15.5 | 194,849    | 11.7 | 109,949      | 6.6 | 60,584      | 3.6 | 151,183      | 9.1 | 1,663,156 | 100.0 |
| M                      | 126,535                           | 7.6  | 109,211     | 6.6  | 169,517     | 10.2 | 131,474    | 7.9  | 84,093       | 5.1 | 46,033      | 2.8 | 119,411      | 7.2 | 969,789   | 58.3  |
| F                      | 97,087                            | 5.8  | 67,367      | 4.1  | 87,524      | 5.3  | 63,375     | 3.8  | 25,856       | 1.6 | 14,551      | .9  | 31,772       | 1.9 | 693,367   | 41.7  |

Table 6c: Distribution of members of households by household size, sex and payment group - COUNTRY - URBAN

| Household size | Sex | P A Y M E N T G R O U P (BIRR) |   |                  |    |                    |    |                    |     |                    |     |                    |     |                    |     |
|----------------|-----|--------------------------------|---|------------------|----|--------------------|----|--------------------|-----|--------------------|-----|--------------------|-----|--------------------|-----|
|                |     | Below 600<br>No.               | % | 600 - 999<br>No. | %  | 1000 - 1399<br>No. | %  | 1400 - 1999<br>No. | %   | 2000 - 2599<br>No. | %   | 2600 - 3399<br>No. | %   | 3400 - 4199<br>No. | %   |
| 1              | M+F | 1,128                          | - | 9,359            | .1 | 14,714             | .2 | 16,985             | .2  | 18,051             | .2  | 25,451             | .3  | 20,148             | .3  |
|                | M   | -                              | - | 533              | -  | 3,621              | -  | 6,007              | .1  | 3,737              | -   | 8,990              | .1  | 8,405              | .1  |
|                | F   | 1,128                          | - | 8,826            | .1 | 11,093             | .1 | 10,978             | .1  | 14,314             | .2  | 16,461             | .2  | 11,743             | .2  |
| 2              | M+F | -                              | - | 1,244            | -  | 15,019             | .2 | 41,491             | .5  | 47,737             | .6  | 85,654             | 1.1 | 52,007             | .7  |
|                | M   | -                              | - | 495              | -  | 3,490              | -  | 9,224              | .1  | 16,189             | .2  | 28,697             | .4  | 18,854             | .2  |
|                | F   | -                              | - | 749              | -  | 11,529             | .2 | 32,267             | .4  | 31,548             | .4  | 56,957             | .8  | 33,153             | .4  |
| 3              | M+F | -                              | - | 1,276            | -  | 6,631              | .1 | 38,867             | .5  | 58,024             | .8  | 87,009             | 1.1 | 106,440            | 1.4 |
|                | M   | -                              | - | -                | -  | 2,511              | -  | 13,644             | .2  | 20,285             | .3  | 28,434             | .4  | 43,202             | .6  |
|                | F   | -                              | - | 1,276            | -  | 4,120              | .1 | 25,223             | .3  | 37,739             | .5  | 58,575             | .8  | 63,238             | .8  |
| 4              | M+F | -                              | - | -                | -  | 10,726             | .1 | 18,012             | .2  | 64,385             | .8  | 118,867            | 1.6 | 109,683            | 1.4 |
|                | M   | -                              | - | -                | -  | 2,326              | -  | 7,293              | .1  | 33,082             | .4  | 50,808             | .7  | 48,384             | .6  |
|                | F   | -                              | - | -                | -  | 8,400              | .1 | 10,719             | .1  | 31,303             | .4  | 68,059             | .9  | 61,299             | .8  |
| 5              | M+F | -                              | - | -                | -  | -                  | -  | 8,392              | .1  | 36,623             | .5  | 52,898             | .7  | 92,211             | 1.2 |
|                | M   | -                              | - | -                | -  | -                  | -  | 3,639              | -   | 16,453             | .2  | 23,556             | .3  | 46,793             | .6  |
|                | F   | -                              | - | -                | -  | -                  | -  | 4,753              | .1  | 20,170             | .3  | 29,342             | .4  | 45,418             | .6  |
| 6              | M+F | -                              | - | -                | -  | -                  | -  | 395                | -   | 30,040             | .4  | 43,054             | .6  | 89,651             | 1.2 |
|                | M   | -                              | - | -                | -  | -                  | -  | 193                | -   | 12,696             | .2  | 18,839             | .2  | 40,592             | .5  |
|                | F   | -                              | - | -                | -  | -                  | -  | 202                | -   | 17,344             | .2  | 24,215             | .3  | 49,059             | .6  |
| 7              | M+F | -                              | - | -                | -  | -                  | -  | -                  | -   | 908                | -   | 25,559             | .3  | 44,945             | .6  |
|                | M   | -                              | - | -                | -  | -                  | -  | -                  | -   | 437                | -   | 18,107             | .2  | 24,475             | .3  |
|                | F   | -                              | - | -                | -  | -                  | -  | -                  | -   | 471                | -   | 7,452              | .1  | 20,470             | .3  |
| 8              | M+F | -                              | - | -                | -  | -                  | -  | -                  | -   | 3,011              | -   | 4,338              | .1  | 35,144             | .5  |
|                | M   | -                              | - | -                | -  | -                  | -  | -                  | -   | 2,217              | -   | 1,663              | -   | 20,150             | .3  |
|                | F   | -                              | - | -                | -  | -                  | -  | -                  | -   | 794                | -   | 2,675              | -   | 14,994             | .2  |
| 9              | M+F | -                              | - | -                | -  | -                  | -  | -                  | -   | -                  | -   | 707                | -   | 11,668             | .2  |
|                | M   | -                              | - | -                | -  | -                  | -  | -                  | -   | -                  | -   | 236                | -   | 5,543              | .1  |
|                | F   | -                              | - | -                | -  | -                  | -  | -                  | -   | -                  | -   | 471                | -   | 6,125              | .1  |
| 10 & above     | M+F | -                              | - | -                | -  | -                  | -  | -                  | -   | -                  | -   | -                  | -   | -                  | -   |
|                | M   | -                              | - | -                | -  | -                  | -  | -                  | -   | -                  | -   | -                  | -   | -                  | -   |
|                | F   | -                              | - | -                | -  | -                  | -  | -                  | -   | -                  | -   | -                  | -   | -                  | -   |
| Total          | M+F | 1,128                          | - | 11,879           | .2 | 47,090             | .6 | 124,142            | 1.6 | 258,779            | 3.4 | 443,537            | 5.9 | 561,897            | 7.4 |
|                | M   | -                              | - | 1,028            | -  | 11,948             | .2 | 40,000             | .5  | 105,096            | 1.4 | 179,330            | 2.4 | 256,398            | 3.4 |
|                | F   | 1,128                          | - | 10,851           | .1 | 35,142             | .5 | 84,142             | 1.1 | 153,683            | 2.0 | 264,207            | 3.5 | 305,499            | 4.0 |

Table 6c: (Contd.) Distribution of members of households by household size, sex and payment group - COUNTRY - URBAN

| Household size | Sex | PAYMENT GROUP (BIRR) |      |             |      |             |      |            |      |              |     |             |     | Total   |      |              |       |
|----------------|-----|----------------------|------|-------------|------|-------------|------|------------|------|--------------|-----|-------------|-----|---------|------|--------------|-------|
|                |     | 4200 - 5399          |      | 5400 - 6599 |      | 6600 - 8999 |      | 9000-12599 |      | 12600 -16199 |     | 16200-19999 |     |         |      | 20000 & over |       |
|                |     | No.                  | %    | No.         | %    | No.         | %    | No.        | %    | No.          | %   | No.         | %   | No.     | %    | No.          | %     |
| 1              | M+F | 20,729               | .3   | 12,230      | .2   | 12,142      | .2   | 6,081      | .1   | 2,338        | -   | 197         | -   | 3,518   | -    | 163,071      | 2.2   |
|                | M   | 11,856               | .2   | 6,638       | .1   | 5,941       | .1   | 4,667      | .1   | 2,184        | -   | 149         | -   | 3,175   | -    | 65,903       | .9    |
|                | F   | 8,873                | .1   | 5,592       | .1   | 6,201       | .1   | 1,414      | -    | 154          | -   | 48          | -   | 343     | -    | 97,168       | 1.3   |
| 2              | M+F | 61,656               | .8   | 32,935      | .4   | 50,031      | .7   | 16,266     | .2   | 9,687        | .1  | 8,862       | .1  | 13,983  | .2   | 436,572      | 5.8   |
|                | M   | 24,862               | .3   | 12,384      | .2   | 21,438      | .3   | 7,007      | .1   | 5,069        | .1  | 4,309       | .1  | 8,375   | .1   | 160,393      | 2.1   |
|                | F   | 36,794               | .5   | 20,551      | .3   | 28,593      | .4   | 9,259      | .1   | 4,618        | .1  | 4,553       | .1  | 5,608   | .1   | 276,179      | 3.6   |
| 3              | M+F | 133,773              | 1.8  | 83,091      | 1.1  | 115,408     | 1.5  | 76,867     | 1.0  | 26,853       | .4  | 14,924      | .2  | 31,105  | .4   | 780,268      | 10.3  |
|                | M   | 51,214               | .7   | 32,915      | .4   | 52,230      | .7   | 29,124     | .4   | 11,137       | .1  | 5,665       | .1  | 14,155  | .2   | 304,516      | 4.0   |
|                | F   | 82,559               | 1.1  | 50,176      | .7   | 63,178      | .8   | 47,743     | .6   | 15,716       | .2  | 9,259       | .1  | 16,950  | .2   | 475,752      | 6.3   |
| 4              | M+F | 187,008              | 2.5  | 138,933     | 1.8  | 152,345     | 2.0  | 136,077    | 1.8  | 65,484       | .9  | 31,553      | .4  | 79,297  | 1.0  | 1,112,370    | 14.7  |
|                | M   | 82,074               | 1.1  | 52,987      | .7   | 58,608      | .8   | 53,702     | .7   | 25,595       | .3  | 12,504      | .2  | 31,416  | .4   | 458,779      | 6.1   |
|                | F   | 104,934              | 1.4  | 85,946      | 1.1  | 93,737      | 1.2  | 82,375     | 1.1  | 39,889       | .5  | 19,049      | .3  | 47,881  | .6   | 653,591      | 8.6   |
| 5              | M+F | 151,437              | 2.0  | 120,155     | 1.6  | 226,606     | 3.0  | 142,360    | 1.9  | 81,373       | 1.1 | 55,233      | .7  | 103,583 | 1.4  | 1,070,871    | 14.1  |
|                | M   | 67,367               | .9   | 53,675      | .7   | 106,940     | 1.4  | 64,916     | .9   | 35,554       | .5  | 25,140      | .3  | 51,626  | .7   | 495,659      | 6.5   |
|                | F   | 84,070               | 1.1  | 66,480      | .9   | 119,666     | 1.6  | 77,444     | 1.0  | 45,819       | .6  | 30,093      | .4  | 51,957  | .7   | 575,212      | 7.6   |
| 6              | M+F | 114,633              | 1.5  | 150,132     | 2.0  | 202,373     | 2.7  | 181,569    | 2.4  | 84,588       | 1.1 | 57,522      | .8  | 124,197 | 1.6  | 1,078,154    | 14.2  |
|                | M   | 57,430               | .8   | 66,764      | .9   | 95,775      | 1.3  | 82,862     | 1.1  | 39,056       | .5  | 28,818      | .4  | 58,351  | .8   | 501,376      | 6.6   |
|                | F   | 57,203               | .8   | 83,368      | 1.1  | 106,598     | 1.4  | 98,707     | 1.3  | 45,532       | .6  | 28,704      | .4  | 65,846  | .9   | 576,778      | 7.6   |
| 7              | M+F | 108,408              | 1.4  | 89,164      | 1.2  | 188,649     | 2.5  | 143,317    | 1.9  | 108,004      | 1.4 | 65,212      | .9  | 124,602 | 1.6  | 898,768      | 11.9  |
|                | M   | 53,559               | .7   | 40,194      | .5   | 92,711      | 1.2  | 69,005     | .9   | 55,623       | .7  | 31,836      | .4  | 56,274  | .7   | 442,221      | 5.8   |
|                | F   | 54,849               | .7   | 48,970      | .6   | 95,938      | 1.3  | 74,312     | 1.0  | 52,381       | .7  | 33,376      | .4  | 68,328  | .9   | 456,547      | 6.0   |
| 8              | M+F | 57,664               | .8   | 95,846      | 1.3  | 181,954     | 2.4  | 154,629    | 2.0  | 77,847       | 1.0 | 30,503      | .4  | 127,644 | 1.7  | 768,580      | 10.1  |
|                | M   | 32,386               | .4   | 48,373      | .6   | 92,048      | 1.2  | 77,792     | 1.0  | 36,959       | .5  | 15,132      | .2  | 59,947  | .8   | 386,667      | 5.1   |
|                | F   | 25,278               | .3   | 47,473      | .6   | 89,906      | 1.2  | 76,837     | 1.0  | 40,888       | .5  | 15,371      | .2  | 67,697  | .9   | 381,913      | 5.0   |
| 9              | M+F | 37,231               | .5   | 69,350      | .9   | 54,814      | .7   | 102,320    | 1.4  | 65,054       | .9  | 47,873      | .6  | 127,517 | 1.7  | 516,534      | 6.8   |
|                | M   | 15,606               | .2   | 33,699      | .4   | 26,458      | .3   | 48,354     | .6   | 26,903       | .4  | 20,790      | .3  | 61,821  | .8   | 239,410      | 3.2   |
|                | F   | 21,625               | .3   | 35,651      | .5   | 28,356      | .4   | 53,966     | .7   | 38,151       | .5  | 27,083      | .4  | 65,696  | .9   | 277,124      | 3.7   |
| 10 and above   | M+F | 46,017               | .6   | 41,305      | .5   | 88,396      | 1.2  | 122,417    | 1.6  | 159,845      | 2.1 | 44,493      | .6  | 247,227 | 3.3  | 749,700      | 9.9   |
|                | M   | 24,974               | .3   | 20,089      | .3   | 43,459      | .6   | 63,083     | .8   | 75,449       | 1.0 | 22,398      | .3  | 116,844 | 1.5  | 366,296      | 4.8   |
|                | F   | 21,043               | .3   | 21,216      | .3   | 44,937      | .6   | 59,334     | .8   | 84,396       | 1.1 | 22,095      | .3  | 130,383 | 1.7  | 383,404      | 5.1   |
| Total          | M+F | 918,556              | 12.1 | 833,141     | 11.0 | 1,272,718   | 16.8 | 1,081,903  | 14.3 | 681,073      | 9.0 | 356,372     | 4.7 | 982,673 | 13.0 | 7,574,888    | 100.0 |
|                | M   | 421,328              | 5.6  | 367,718     | 4.9  | 595,608     | 7.9  | 500,512    | 6.6  | 313,529      | 4.1 | 166,741     | 2.2 | 461,984 | 6.1  | 3,421,220    | 45.2  |
|                | F   | 497,228              | 6.6  | 465,423     | 6.1  | 677,110     | 8.9  | 581,391    | 7.7  | 367,544      | 4.9 | 189,631     | 2.5 | 520,689 | 6.9  | 4,153,668    | 54.8  |

Table 7c: Distribution of members of households by age, sex and total payment group - COUNTRY - URBAN

| Age Group  | Sex | PAYMENT GROUP (BIRR) |       |               |    |                 |    |                 |     |                 |     |                 |     |                 |     |
|------------|-----|----------------------|-------|---------------|----|-----------------|----|-----------------|-----|-----------------|-----|-----------------|-----|-----------------|-----|
|            |     | Below No.            | 600 % | 600 - 999 No. | %  | 1000 - 1399 No. | %  | 1400 - 1999 No. | %   | 2000 - 2599 No. | %   | 2600 - 3399 No. | %   | 3400 - 4199 No. | %   |
| 0 - 9      | M+F | -                    | -     | 1,235         | -  | 8,103           | .1 | 21,947          | .3  | 63,059          | .8  | 109,995         | 1.5 | 139,398         | 1.8 |
|            | M   | -                    | -     | 384           | -  | 1,786           | -  | 9,914           | .1  | 29,733          | .4  | 52,495          | .7  | 66,519          | .9  |
|            | F   | -                    | -     | 851           | -  | 6,317           | .1 | 12,033          | .2  | 33,326          | .4  | 57,500          | .8  | 72,879          | 1.0 |
| 10 - 14    | M+F | -                    | -     | -             | -  | 5,579           | .1 | 17,137          | .2  | 43,837          | .6  | 56,869          | .8  | 74,620          | 1.0 |
|            | M   | -                    | -     | -             | -  | 1,752           | -  | 6,503           | .1  | 25,961          | .3  | 28,501          | .4  | 39,917          | .5  |
|            | F   | -                    | -     | -             | -  | 3,827           | .1 | 10,634          | .1  | 17,876          | .2  | 28,368          | .4  | 34,703          | .5  |
| 15 - 19    | M+F | -                    | -     | 858           | -  | 4,697           | .1 | 18,467          | .2  | 25,861          | .3  | 50,356          | .7  | 74,305          | 1.0 |
|            | M   | -                    | -     | 92            | -  | 2,666           | -  | 10,639          | .1  | 10,923          | .1  | 22,238          | .3  | 41,176          | .5  |
|            | F   | -                    | -     | 766           | -  | 2,031           | -  | 7,828           | .1  | 14,938          | .2  | 28,118          | .4  | 33,129          | .4  |
| 20 - 24    | M+F | -                    | -     | 59            | -  | 4,267           | .1 | 8,099           | .1  | 14,494          | .2  | 37,931          | .5  | 45,322          | .6  |
|            | M   | -                    | -     | -             | -  | 495             | -  | 2,143           | -   | 4,062           | .1  | 13,348          | .2  | 17,938          | .2  |
|            | F   | -                    | -     | 59            | -  | 3,772           | -  | 5,956           | .1  | 10,432          | .1  | 24,583          | .3  | 27,384          | .4  |
| 25 - 29    | M+F | -                    | -     | 54            | -  | 1,041           | -  | 4,687           | .1  | 18,769          | .2  | 36,288          | .5  | 49,222          | .6  |
|            | M   | -                    | -     | -             | -  | 71              | -  | 1,020           | -   | 6,970           | .1  | 9,443           | .1  | 15,966          | .2  |
|            | F   | -                    | -     | 54            | -  | 970             | -  | 3,667           | -   | 11,799          | .2  | 26,845          | .4  | 33,256          | .4  |
| 30 - 34    | M+F | 20                   | -     | 425           | -  | 2,133           | -  | 5,062           | .1  | 13,104          | .2  | 24,411          | .3  | 24,759          | .3  |
|            | M   | -                    | -     | -             | -  | 913             | -  | 1,594           | -   | 2,954           | -   | 8,921           | .1  | 12,386          | .2  |
|            | F   | 20                   | -     | 425           | -  | 1,220           | -  | 3,468           | -   | 10,150          | .1  | 15,490          | .2  | 12,373          | .2  |
| 35 - 39    | M+F | -                    | -     | 10            | -  | 3,994           | .1 | 7,117           | .1  | 19,349          | .3  | 24,613          | .3  | 34,888          | .5  |
|            | M   | -                    | -     | -             | -  | 885             | -  | 1,680           | -   | 7,063           | .1  | 7,282           | .1  | 12,814          | .2  |
|            | F   | -                    | -     | 10            | -  | 3,109           | -  | 5,437           | .1  | 12,286          | .2  | 17,331          | .2  | 22,074          | .3  |
| 40 - 44    | M+F | 669                  | -     | 254           | -  | 726             | -  | 6,184           | .1  | 13,392          | .2  | 21,073          | .3  | 25,991          | .3  |
|            | M   | -                    | -     | -             | -  | -               | -  | 592             | -   | 5,143           | .1  | 9,067           | .1  | 12,165          | .2  |
|            | F   | 669                  | -     | 254           | -  | 726             | -  | 5,592           | .1  | 8,249           | .1  | 12,006          | .2  | 13,826          | .2  |
| 45 - 49    | M+F | -                    | -     | 556           | -  | 991             | -  | 4,308           | .1  | 6,512           | .1  | 17,054          | .2  | 21,450          | .3  |
|            | M   | -                    | -     | -             | -  | -               | -  | 357             | -   | 1,556           | -   | 8,010           | .1  | 11,615          | .2  |
|            | F   | -                    | -     | 556           | -  | 991             | -  | 3,951           | .1  | 4,956           | .1  | 9,044           | .1  | 9,835           | .1  |
| 50 - 54    | M+F | -                    | -     | 1,454         | -  | 2,299           | -  | 4,570           | .1  | 10,514          | .1  | 16,224          | .2  | 19,908          | .3  |
|            | M   | -                    | -     | -             | -  | 1,137           | -  | 62              | -   | 3,486           | -   | 5,151           | .1  | 5,482           | .1  |
|            | F   | -                    | -     | 1,454         | -  | 1,162           | -  | 4,508           | .1  | 7,028           | .1  | 11,073          | .1  | 14,426          | .2  |
| 55 - 59    | M+F | -                    | -     | 1,798         | -  | 2,557           | -  | 4,927           | .1  | 6,608           | .1  | 14,090          | .2  | 11,455          | .2  |
|            | M   | -                    | -     | -             | -  | 183             | -  | 1,213           | -   | 1,827           | -   | 3,237           | -   | 3,968           | .1  |
|            | F   | -                    | -     | 1,798         | -  | 2,374           | -  | 3,714           | -   | 4,781           | .1  | 10,853          | .1  | 7,487           | .1  |
| 60 - 64    | M+F | 45                   | -     | 458           | -  | 3,170           | -  | 7,103           | .1  | 6,952           | .1  | 13,821          | .2  | 10,398          | .1  |
|            | M   | -                    | -     | -             | -  | 380             | -  | 482             | -   | 787             | -   | 4,036           | .1  | 4,991           | .1  |
|            | F   | 45                   | -     | 458           | -  | 2,790           | -  | 6,621           | .1  | 6,165           | .1  | 9,785           | .1  | 5,407           | .1  |
| 65 & above | M+F | 394                  | -     | 4,720         | .1 | 7,533           | .1 | 14,533          | .2  | 16,326          | .2  | 20,814          | .3  | 30,179          | .4  |
|            | M   | -                    | -     | 553           | -  | 1,680           | -  | 3,801           | .1  | 4,632           | .1  | 7,602           | .1  | 11,460          | .2  |
|            | F   | 394                  | -     | 4,167         | .1 | 5,853           | .1 | 10,732          | .1  | 11,694          | .2  | 13,212          | .2  | 18,719          | .2  |
| Total      | M+F | 1,128                | -     | 11,881        | .2 | 47,090          | .6 | 124,141         | 1.6 | 258,777         | 3.4 | 443,539         | 5.9 | 561,895         | 7.4 |
|            | M   | -                    | -     | 1,029         | -  | 11,948          | .2 | 40,000          | .5  | 105,097         | 1.4 | 179,331         | 2.4 | 256,397         | 3.4 |
|            | F   | 1,128                | -     | 10,852        | .1 | 35,142          | .5 | 84,141          | 1.1 | 153,680         | 2.0 | 264,208         | 3.5 | 305,498         | 4.0 |

Table 7c: (Contd.) Distribution of members of households by age, sex and total payment group - COUNTRY - URBAN

| Age Group   | Sex | P A Y M E N T      G R O U P (BIRR) |                           |                           |                            |                             |                             |                              |      |         |     |         |     | T o t a l<br>No.      % |      |           |       |
|-------------|-----|-------------------------------------|---------------------------|---------------------------|----------------------------|-----------------------------|-----------------------------|------------------------------|------|---------|-----|---------|-----|-------------------------|------|-----------|-------|
|             |     | 4200 - 5399<br>No.      %           | 5400 - 6599<br>No.      % | 6600 - 8999<br>No.      % | 9000 - 12599<br>No.      % | 12600 - 16199<br>No.      % | 16200 - 19999<br>No.      % | 20000 and over<br>No.      % |      |         |     |         |     |                         |      |           |       |
| 0 - 9       | M+F | 255,215                             | .34                       | 222,648                   | 2.9                        | 318,598                     | 4.2                         | 251,107                      | 3.3  | 151,056 | 2.0 | 71,616  | .9  | 185,109                 | 2.4  | 1,799,086 | 23.8  |
|             | M   | 132,498                             | .17                       | 105,469                   | 1.4                        | 157,209                     | 2.1                         | 127,043                      | 1.7  | 75,032  | 1.0 | 32,386  | .4  | 94,267                  | 1.2  | 884,735   | 11.7  |
|             | F   | 122,717                             | .16                       | 117,179                   | 1.5                        | 161,389                     | 2.1                         | 124,064                      | 1.6  | 76,024  | 1.0 | 39,230  | .5  | 90,842                  | 1.2  | 914,351   | 12.1  |
| 10 - 14     | M+F | 132,786                             | .18                       | 121,173                   | 1.6                        | 197,621                     | 2.6                         | 167,908                      | 2.2  | 111,389 | 1.5 | 49,412  | .7  | 143,985                 | 1.9  | 1,122,316 | 14.8  |
|             | M   | 61,212                              | .08                       | 54,717                    | .7                         | 95,667                      | 1.3                         | 82,004                       | 1.1  | 51,791  | .7  | 23,637  | .3  | 63,413                  | .8   | 535,075   | 7.1   |
|             | F   | 71,574                              | .09                       | 66,456                    | .9                         | 101,954                     | 1.3                         | 85,904                       | 1.1  | 59,598  | .8  | 25,775  | .3  | 80,572                  | 1.1  | 587,241   | 7.8   |
| 15 - 19     | M+F | 114,342                             | .15                       | 123,787                   | 1.6                        | 177,084                     | 2.3                         | 170,474                      | 2.3  | 109,020 | 1.4 | 66,367  | .9  | 165,805                 | 2.2  | 1,101,423 | 14.5  |
|             | M   | 52,321                              | .07                       | 51,034                    | .7                         | 84,204                      | 1.1                         | 64,979                       | .9   | 46,774  | .6  | 29,273  | .4  | 73,764                  | 1.0  | 490,083   | 6.5   |
|             | F   | 62,021                              | .08                       | 72,753                    | 1.0                        | 92,880                      | 1.2                         | 105,495                      | 1.4  | 62,246  | .8  | 37,094  | .5  | 92,041                  | 1.2  | 611,340   | 8.1   |
| 20 - 24     | M+F | 78,934                              | .10                       | 71,700                    | .9                         | 120,878                     | 1.6                         | 101,524                      | 1.3  | 69,346  | .9  | 44,200  | .6  | 117,063                 | 1.5  | 713,817   | 9.4   |
|             | M   | 29,783                              | .04                       | 28,242                    | .4                         | 48,798                      | .6                          | 43,537                       | .6   | 26,584  | .4  | 20,388  | .3  | 50,786                  | .7   | 286,104   | 3.8   |
|             | F   | 49,151                              | .06                       | 43,458                    | .6                         | 72,080                      | 1.0                         | 57,987                       | .8   | 42,762  | .6  | 23,812  | .3  | 66,277                  | .9   | 427,713   | 5.6   |
| 25 - 29     | M+F | 74,774                              | .10                       | 59,013                    | .8                         | 109,352                     | 1.4                         | 101,725                      | 1.3  | 48,337  | .6  | 30,364  | .4  | 95,811                  | 1.3  | 629,437   | 8.3   |
|             | M   | 23,668                              | .03                       | 22,181                    | .3                         | 39,565                      | .5                          | 42,531                       | .6   | 18,057  | .2  | 11,695  | .2  | 40,482                  | .5   | 231,649   | 3.1   |
|             | F   | 51,106                              | .07                       | 36,832                    | .5                         | 69,787                      | .9                          | 59,194                       | .8   | 30,280  | .4  | 18,669  | .2  | 55,329                  | .7   | 397,788   | 5.3   |
| 30 - 34     | M+F | 55,016                              | .07                       | 44,288                    | .6                         | 64,316                      | .8                          | 57,936                       | .8   | 41,986  | .6  | 21,769  | .3  | 56,667                  | .7   | 411,892   | 5.4   |
|             | M   | 27,042                              | .04                       | 17,841                    | .2                         | 31,809                      | .4                          | 28,854                       | .4   | 20,501  | .3  | 13,739  | .2  | 29,257                  | .4   | 195,811   | 2.6   |
|             | F   | 27,974                              | .04                       | 26,447                    | .3                         | 32,507                      | .4                          | 29,082                       | .4   | 21,485  | .3  | 8,030   | .1  | 27,410                  | .4   | 216,081   | 2.9   |
| 35 - 39     | M+F | 54,759                              | .07                       | 53,350                    | .7                         | 73,972                      | 1.0                         | 65,948                       | .9   | 46,761  | .6  | 15,827  | .2  | 61,589                  | .8   | 462,177   | 6.1   |
|             | M   | 23,465                              | .03                       | 17,956                    | .2                         | 33,467                      | .4                          | 31,468                       | .4   | 21,254  | .3  | 7,072   | .1  | 25,643                  | .3   | 190,049   | 2.5   |
|             | F   | 31,294                              | .04                       | 35,394                    | .5                         | 40,505                      | .5                          | 34,480                       | .5   | 25,507  | .3  | 8,755   | .1  | 35,946                  | .5   | 272,128   | 3.6   |
| 40 - 44     | M+F | 36,301                              | .05                       | 35,327                    | .5                         | 57,556                      | .8                          | 40,399                       | .5   | 25,327  | .3  | 15,554  | .2  | 38,215                  | .5   | 316,968   | 4.2   |
|             | M   | 17,096                              | .02                       | 17,286                    | .2                         | 26,944                      | .4                          | 22,827                       | .3   | 11,835  | .2  | 5,315   | .1  | 21,512                  | .3   | 149,782   | 2.0   |
|             | F   | 19,205                              | .03                       | 18,041                    | .2                         | 30,612                      | .4                          | 17,572                       | .2   | 13,492  | .2  | 10,239  | .1  | 16,703                  | .2   | 167,186   | 2.2   |
| 45 - 49     | M+F | 29,438                              | .04                       | 28,650                    | .4                         | 45,520                      | .6                          | 32,905                       | .4   | 21,265  | .3  | 12,256  | .2  | 36,081                  | .5   | 256,986   | 3.4   |
|             | M   | 16,138                              | .02                       | 15,839                    | .2                         | 26,242                      | .3                          | 15,772                       | .2   | 10,924  | .1  | 5,601   | .1  | 16,178                  | .2   | 128,232   | 1.7   |
|             | F   | 13,300                              | .02                       | 12,811                    | .2                         | 19,278                      | .3                          | 17,133                       | .2   | 10,341  | .1  | 6,655   | .1  | 19,903                  | .3   | 128,754   | 1.7   |
| 50 - 54     | M+F | 24,673                              | .03                       | 21,886                    | .3                         | 29,571                      | .4                          | 25,113                       | .3   | 14,141  | .2  | 7,039   | .1  | 24,801                  | .3   | 202,193   | 2.7   |
|             | M   | 12,189                              | .02                       | 11,313                    | .1                         | 15,307                      | .2                          | 11,145                       | .1   | 8,060   | .1  | 4,531   | .1  | 12,971                  | .2   | 90,834    | 1.2   |
|             | F   | 12,484                              | .02                       | 10,573                    | .1                         | 14,264                      | .2                          | 13,968                       | .2   | 6,081   | .1  | 2,508   | -   | 11,830                  | .2   | 111,359   | 1.5   |
| 55 - 59     | M+F | 19,258                              | .03                       | 16,190                    | .2                         | 20,405                      | .3                          | 21,783                       | .3   | 14,416  | .2  | 8,336   | .1  | 17,265                  | .2   | 159,088   | 2.1   |
|             | M   | 7,581                               | .01                       | 7,635                     | .1                         | 8,101                       | .1                          | 9,124                        | .1   | 6,850   | .1  | 4,060   | .1  | 11,574                  | .2   | 65,353    | .9    |
|             | F   | 11,677                              | .02                       | 8,555                     | .1                         | 12,304                      | .2                          | 12,659                       | .2   | 7,566   | .1  | 4,276   | .1  | 5,691                   | .1   | 93,735    | 1.2   |
| 60 - 64     | M+F | 15,586                              | .02                       | 14,794                    | .2                         | 19,111                      | .3                          | 16,730                       | .2   | 6,775   | .1  | 8,461   | .1  | 17,790                  | .2   | 141,194   | 1.9   |
|             | M   | 6,384                               | .01                       | 8,337                     | .1                         | 9,430                       | .1                          | 9,547                        | .1   | 4,204   | .1  | 6,298   | .1  | 12,250                  | .2   | 67,126    | .9    |
|             | F   | 9,202                               | .01                       | 6,457                     | .1                         | 9,681                       | .1                          | 7,183                        | .1   | 2,571   | -   | 2,163   | -   | 5,540                   | .1   | 74,068    | 1.0   |
| 65 and over | M+F | 27,476                              | .04                       | 20,335                    | .3                         | 38,733                      | .5                          | 28,346                       | .4   | 21,256  | .3  | 5,167   | .1  | 22,493                  | .3   | 258,305   | 3.4   |
|             | M   | 11,952                              | .02                       | 9,867                     | .1                         | 18,863                      | .2                          | 11,679                       | .2   | 11,664  | .2  | 2,744   | -   | 9,888                   | .1   | 106,385   | 1.4   |
|             | F   | 15,524                              | .02                       | 10,468                    | .1                         | 19,870                      | .3                          | 16,667                       | .2   | 9,592   | .1  | 2,423   | -   | 12,605                  | .2   | 151,920   | 2.0   |
| Total       | M+F | 918,558                             | 1.21                      | 833,141                   | 11.0                       | 1,272,717                   | 16.8                        | 1,081,898                    | 14.3 | 681,075 | 9.0 | 356,368 | 4.7 | 982,674                 | 13.0 | 7,574,882 | 100.0 |
|             | M   | 421,329                             | .56                       | 367,717                   | 4.9                        | 595,606                     | 7.9                         | 500,510                      | 6.6  | 313,530 | 4.1 | 166,739 | 2.2 | 461,985                 | 6.1  | 3,421,218 | 45.2  |
|             | F   | 497,229                             | .66                       | 465,424                   | 6.1                        | 677,111                     | 8.9                         | 581,388                      | 7.7  | 367,545 | 4.9 | 189,629 | 2.5 | 520,689                 | 6.9  | 4,153,664 | 54.8  |



Table 8c: Distribution of Households by Household Size, Sex of Head of Household and Income Group  
COUNTRY - URBAN

| Household size and Sex | I N C O M E G R O U P (BIRR) |           |             |             |             |             |             |  |  |  |  |  |
|------------------------|------------------------------|-----------|-------------|-------------|-------------|-------------|-------------|--|--|--|--|--|
|                        | Below 600                    | 600 - 999 | 1000 - 1399 | 1400 - 1999 | 2000 - 2599 | 2600 - 3399 | 3400 - 4199 |  |  |  |  |  |
|                        | No.                          | No.       | No.         | No.         | No.         | No.         | No.         |  |  |  |  |  |
| 1 M+F                  | 61,465                       | 22,646    | 16,169      | 21,740      | 9,952       | 6,014       | 5,229       |  |  |  |  |  |
| M                      | 15,811                       | 6,869     | 4,388       | 10,925      | 5,623       | 3,638       | 2,832       |  |  |  |  |  |
| F                      | 45,654                       | 15,777    | 11,781      | 10,815      | 4,329       | 2,376       | 2,397       |  |  |  |  |  |
| 2 M+F                  | 45,932                       | 41,330    | 24,461      | 24,077      | 15,701      | 20,228      | 10,583      |  |  |  |  |  |
| M                      | 7,360                        | 7,571     | 9,681       | 7,719       | 5,649       | 9,720       | 4,291       |  |  |  |  |  |
| F                      | 38,572                       | 33,759    | 14,780      | 16,358      | 10,052      | 10,508      | 6,292       |  |  |  |  |  |
| 3 M+F                  | 47,562                       | 32,316    | 26,503      | 31,455      | 29,358      | 22,534      | 16,720      |  |  |  |  |  |
| M                      | 10,213                       | 12,612    | 10,702      | 10,868      | 18,217      | 11,831      | 9,032       |  |  |  |  |  |
| F                      | 37,349                       | 19,704    | 15,801      | 20,587      | 11,141      | 10,703      | 7,688       |  |  |  |  |  |
| 4 M+F                  | 40,895                       | 21,605    | 26,122      | 36,425      | 27,275      | 23,352      | 24,178      |  |  |  |  |  |
| M                      | 15,745                       | 9,231     | 13,310      | 18,048      | 15,958      | 14,779      | 17,264      |  |  |  |  |  |
| F                      | 25,150                       | 12,374    | 12,812      | 18,377      | 11,317      | 8,573       | 6,914       |  |  |  |  |  |
| 5 M+F                  | 14,940                       | 17,711    | 18,791      | 17,553      | 17,405      | 24,803      | 14,657      |  |  |  |  |  |
| M                      | 6,175                        | 9,192     | 8,935       | 9,750       | 10,121      | 19,460      | 9,577       |  |  |  |  |  |
| F                      | 8,765                        | 8,519     | 9,856       | 7,803       | 7,284       | 5,343       | 5,080       |  |  |  |  |  |
| 6 M+F                  | 10,641                       | 10,495    | 9,308       | 17,847      | 19,515      | 21,700      | 14,748      |  |  |  |  |  |
| M                      | 5,983                        | 4,652     | 6,723       | 13,086      | 12,520      | 15,508      | 9,880       |  |  |  |  |  |
| F                      | 4,658                        | 5,843     | 2,585       | 4,761       | 6,995       | 6,192       | 4,868       |  |  |  |  |  |
| 7 M+F                  | 5,648                        | 7,111     | 10,203      | 12,926      | 8,460       | 11,244      | 10,845      |  |  |  |  |  |
| M                      | 4,199                        | 4,673     | 8,490       | 10,196      | 6,223       | 8,388       | 8,549       |  |  |  |  |  |
| F                      | 1,449                        | 2,438     | 1,713       | 2,730       | 2,237       | 2,856       | 2,296       |  |  |  |  |  |
| 8 M+F                  | 3,754                        | 4,755     | 7,099       | 7,350       | 6,206       | 9,347       | 5,382       |  |  |  |  |  |
| M                      | 2,642                        | 3,049     | 5,002       | 4,932       | 5,100       | 7,154       | 2,959       |  |  |  |  |  |
| F                      | 1,112                        | 1,706     | 2,097       | 2,418       | 1,106       | 2,193       | 2,423       |  |  |  |  |  |
| 9 M+F                  | 1,353                        | 1,423     | 4,398       | 4,892       | 4,648       | 3,076       | 4,135       |  |  |  |  |  |
| M                      | 1,274                        | 1,298     | 3,679       | 3,321       | 3,104       | 2,544       | 3,572       |  |  |  |  |  |
| F                      | 79                           | 125       | 719         | 1,571       | 1,544       | 532         | 563         |  |  |  |  |  |
| 10 & above M+F         | 1,249                        | 13        | 1,446       | 3,475       | 2,256       | 5,230       | 5,799       |  |  |  |  |  |
| M                      | 1,194                        | 13        | 1,097       | 2,711       | 1,355       | 4,501       | 4,636       |  |  |  |  |  |
| F                      | 55                           | -         | 349         | 764         | 901         | 729         | 1,163       |  |  |  |  |  |
| Total M+F              | 233,439                      | 159,405   | 144,500     | 177,740     | 140,776     | 147,528     | 112,276     |  |  |  |  |  |
| M                      | 70,596                       | 59,160    | 72,007      | 91,556      | 83,870      | 96,523      | 72,592      |  |  |  |  |  |
| F                      | 162,843                      | 100,245   | 72,493      | 86,184      | 56,906      | 51,005      | 39,684      |  |  |  |  |  |

Table 8c: Distribution of Households by Household Size, Sex of Head of Household and Income Group - COUNTRY - URBAN

| Household size and Sex |     | I N C O M E   G R O U P (BIRR) |     |                        |     |                        |     |                       |     |                          |     |                        |     | T o t a l<br>No.   % |     |                         |       |
|------------------------|-----|--------------------------------|-----|------------------------|-----|------------------------|-----|-----------------------|-----|--------------------------|-----|------------------------|-----|----------------------|-----|-------------------------|-------|
|                        |     | 4200 - 5399<br>No.   %         |     | 5400 - 6599<br>No.   % |     | 6600 - 8999<br>No.   % |     | 9000-12599<br>No.   % |     | 12600 - 16199<br>No.   % |     | 16200-19999<br>No.   % |     |                      |     | 20000 & over<br>No.   % |       |
| 1                      | M+F | 4,087                          | .2  | 6,645                  | .4  | 3,915                  | .2  | 2,819                 | .2  | 633                      | -   | 1,553                  | .1  | 205                  | -   | 163,072                 | 9.8   |
|                        | M   | 2,978                          | .2  | 6,007                  | .4  | 3,301                  | .2  | 2,201                 | .1  | 633                      | -   | 1,492                  | .1  | 205                  | -   | 65,903                  | 4.0   |
|                        | F   | 1,109                          | .1  | 638                    | -   | 614                    | -   | 618                   | -   | -                        | -   | 61                     | -   | -                    | -   | 97,169                  | 5.8   |
| 2                      | M+F | 10,292                         | .6  | 5,595                  | .3  | 7,899                  | .5  | 5,309                 | .3  | 4,153                    | .2  | 1,147                  | .1  | 1,578                | .1  | 218,285                 | 13.1  |
|                        | M   | 6,669                          | .4  | 4,272                  | .3  | 5,120                  | .3  | 3,990                 | .2  | 3,261                    | .2  | 1,043                  | .1  | 1,488                | .1  | 77,834                  | 4.7   |
|                        | F   | 3,623                          | .2  | 1,323                  | .1  | 2,779                  | .2  | 1,319                 | .1  | 892                      | .1  | 104                    | -   | 90                   | -   | 140,451                 | 8.4   |
| 3                      | M+F | 13,587                         | .8  | 11,297                 | .7  | 11,452                 | .7  | 8,493                 | .5  | 3,957                    | .2  | 1,052                  | .1  | 3,801                | .2  | 260,087                 | 15.6  |
|                        | M   | 10,334                         | .6  | 8,509                  | .5  | 8,640                  | .5  | 6,542                 | .4  | 2,223                    | .1  | 952                    | .1  | 2,348                | .1  | 123,023                 | 7.4   |
|                        | F   | 3,253                          | .2  | 2,788                  | .2  | 2,812                  | .2  | 1,951                 | .1  | 1,734                    | .1  | 100                    | -   | 1,453                | .1  | 137,064                 | 8.2   |
| 4                      | M+F | 23,805                         | 1.4 | 12,552                 | .8  | 19,346                 | 1.2 | 8,732                 | .5  | 3,869                    | .2  | 3,736                  | .2  | 6,200                | .4  | 278,092                 | 16.7  |
|                        | M   | 15,892                         | 1.0 | 8,762                  | .5  | 12,959                 | .8  | 6,367                 | .4  | 2,685                    | .2  | 3,011                  | .2  | 4,025                | .2  | 158,036                 | 9.5   |
|                        | F   | 7,913                          | .5  | 3,790                  | .2  | 6,387                  | .4  | 2,365                 | .1  | 1,184                    | .1  | 725                    | -   | 2,175                | .1  | 120,056                 | 7.2   |
| 5                      | M+F | 22,192                         | 1.3 | 14,703                 | .9  | 17,645                 | 1.1 | 15,928                | 1.0 | 7,703                    | .5  | 5,371                  | .3  | 4,813                | .3  | 214,215                 | 12.9  |
|                        | M   | 17,346                         | 1.0 | 9,353                  | .6  | 13,225                 | .8  | 11,901                | .7  | 5,224                    | .3  | 3,684                  | .2  | 3,927                | .2  | 137,870                 | 8.3   |
|                        | F   | 4,846                          | .3  | 5,350                  | .3  | 4,420                  | .3  | 4,027                 | .2  | 2,479                    | .1  | 1,687                  | .1  | 886                  | .1  | 76,345                  | 4.6   |
| 6                      | M+F | 17,542                         | 1.1 | 12,920                 | .8  | 14,711                 | .9  | 12,580                | .8  | 5,694                    | .3  | 4,969                  | .3  | 7,020                | .4  | 179,690                 | 10.8  |
|                        | M   | 12,443                         | .7  | 10,947                 | .7  | 11,211                 | .7  | 10,930                | .7  | 3,954                    | .2  | 4,917                  | .3  | 6,648                | .4  | 129,402                 | 7.8   |
|                        | F   | 5,099                          | .3  | 1,973                  | .1  | 3,500                  | .2  | 1,650                 | .1  | 1,740                    | .1  | 52                     | -   | 372                  | -   | 50,288                  | 3.0   |
| 7                      | M+F | 11,119                         | .7  | 11,814                 | .7  | 13,998                 | .8  | 9,360                 | .6  | 5,334                    | .3  | 3,988                  | .2  | 6,345                | .4  | 128,395                 | 7.7   |
|                        | M   | 8,433                          | .5  | 7,764                  | .5  | 10,839                 | .7  | 7,837                 | .5  | 4,695                    | .3  | 3,988                  | .2  | 4,811                | .3  | 99,085                  | 6.0   |
|                        | F   | 2,686                          | .2  | 4,050                  | .2  | 3,159                  | .2  | 1,523                 | .1  | 639                      | -   | -                      | -   | 1,534                | .1  | 29,310                  | 1.8   |
| 8                      | M+F | 11,431                         | .7  | 9,328                  | .6  | 9,488                  | .6  | 8,955                 | .5  | 5,322                    | .3  | 2,065                  | .1  | 5,592                | .3  | 96,074                  | 5.8   |
|                        | M   | 8,998                          | .5  | 7,904                  | .5  | 8,245                  | .5  | 7,913                 | .5  | 3,759                    | .2  | 1,396                  | .1  | 5,089                | .3  | 74,142                  | 4.5   |
|                        | F   | 2,433                          | .1  | 1,424                  | .1  | 1,243                  | .1  | 1,042                 | .1  | 1,563                    | .1  | 669                    | -   | 503                  | -   | 21,932                  | 1.3   |
| 9                      | M+F | 5,037                          | .3  | 6,788                  | .4  | 8,332                  | .5  | 5,091                 | .3  | 2,945                    | .2  | 2,896                  | .2  | 2,398                | .1  | 57,412                  | 3.5   |
|                        | M   | 4,335                          | .3  | 6,637                  | .4  | 6,968                  | .4  | 3,711                 | .2  | 2,526                    | .2  | 2,309                  | .1  | 1,930                | .1  | 47,208                  | 2.8   |
|                        | F   | 702                            | -   | 151                    | -   | 1,364                  | .1  | 1,380                 | .1  | 419                      | -   | 587                    | -   | 468                  | -   | 10,204                  | .6    |
| 10 & above             | M+F | 5,777                          | .3  | 5,528                  | .3  | 9,760                  | .6  | 5,676                 | .3  | 4,695                    | .3  | 3,816                  | .2  | 13,104               | .8  | 67,824                  | 4.1   |
|                        | M   | 5,777                          | .3  | 4,281                  | .3  | 8,718                  | .5  | 5,339                 | .3  | 3,800                    | .2  | 3,443                  | .2  | 10,414               | .6  | 57,279                  | 3.4   |
|                        | F   | -                              | -   | 1,247                  | .1  | 1,042                  | .1  | 337                   | -   | 895                      | .1  | 373                    | -   | 2,690                | .2  | 10,545                  | .6    |
| Total                  | M+F | 124,869                        | 7.5 | 97,170                 | 5.8 | 116,546                | 7.0 | 82,943                | 5.0 | 44,305                   | 2.7 | 30,593                 | 1.8 | 51,056               | 3.1 | 1,663,146               | 100.0 |
|                        | M   | 93,205                         | 5.6 | 74,436                 | 4.5 | 89,226                 | 5.4 | 66,731                | 4.0 | 32,760                   | 2.0 | 26,235                 | 1.6 | 40,885               | 2.5 | 969,782                 | 58.3  |
|                        | F   | 31,664                         | 1.9 | 22,734                 | 1.4 | 27,320                 | 1.6 | 16,212                | 1.0 | 11,545                   | .7  | 4,358                  | .3  | 10,171               | .6  | 693,364                 | 41.7  |

Table 9c: Distribution of members of households by household size, sex and income group - COUNTRY - URBAN

| Household size | Sex | I N C O M E G R O U P (BIRR) |     |                    |     |                      |     |                      |     |                      |     |                      |     |                      |     |
|----------------|-----|------------------------------|-----|--------------------|-----|----------------------|-----|----------------------|-----|----------------------|-----|----------------------|-----|----------------------|-----|
|                |     | Below 600<br>No. %           |     | 600 - 999<br>No. % |     | 1000 - 1399<br>No. % |     | 1400 - 1999<br>No. % |     | 2000 - 2599<br>No. % |     | 2600 - 3399<br>No. % |     | 3400 - 4199<br>No. % |     |
| 1              | M+F | 61,465                       | .8  | 22,646             | .3  | 16,169               | .2  | 21,740               | .3  | 9,952                | .1  | 6,014                | .1  | 5,229                | .1  |
|                | M   | 15,811                       | .2  | 6,869              | .1  | 4,388                | .1  | 10,925               | .1  | 5,623                | .1  | 2,638                | -   | 2,832                | -   |
|                | F   | 45,654                       | .6  | 15,777             | .2  | 11,781               | .2  | 10,815               | .1  | 4,329                | .1  | 3,376                | -   | 2,397                | -   |
| 2              | M+F | 91,864                       | 1.2 | 82,659             | 1.1 | 48,922               | .6  | 48,154               | .6  | 31,401               | .4  | 40,456               | .5  | 21,168               | .3  |
|                | M   | 26,738                       | .4  | 22,599             | .3  | 17,311               | .2  | 17,484               | .2  | 11,307               | .1  | 18,232               | .2  | 8,657                | .1  |
|                | F   | 65,126                       | .9  | 60,060             | .8  | 31,611               | .4  | 30,670               | .4  | 20,094               | .3  | 22,224               | .3  | 12,511               | .2  |
| 3              | M+F | 142,685                      | 1.9 | 96,949             | 1.3 | 79,510               | 1.0 | 94,364               | 1.2 | 88,073               | 1.2 | 67,602               | .9  | 50,162               | .7  |
|                | M   | 45,734                       | .6  | 39,421             | .5  | 31,587               | .4  | 32,832               | .4  | 36,874               | .5  | 28,089               | .4  | 17,605               | .2  |
|                | F   | 96,951                       | 1.3 | 57,528             | .8  | 47,923               | .6  | 61,532               | .8  | 51,199               | .7  | 39,513               | .5  | 32,557               | .4  |
| 4              | M+F | 163,582                      | 2.2 | 86,420             | 1.1 | 104,488              | 1.4 | 145,700              | 1.9 | 109,098              | 1.4 | 93,408               | 1.2 | 96,715               | 1.3 |
|                | M   | 63,427                       | .8  | 31,527             | .4  | 42,725               | .6  | 59,614               | .8  | 48,947               | .6  | 39,853               | .5  | 43,998               | .6  |
|                | F   | 100,155                      | 1.3 | 54,893             | .7  | 61,763               | .8  | 86,086               | 1.1 | 60,151               | .8  | 53,555               | .7  | 52,717               | .7  |
| 5              | M+F | 74,700                       | 1.0 | 88,556             | 1.2 | 93,955               | 1.2 | 87,768               | 1.2 | 87,020               | 1.1 | 124,016              | 1.6 | 73,281               | 1.0 |
|                | M   | 29,576                       | .4  | 40,775             | .5  | 44,050               | .6  | 40,004               | .5  | 36,037               | .5  | 64,643               | .9  | 33,082               | .4  |
|                | F   | 45,124                       | .6  | 47,781             | .6  | 49,905               | .7  | 47,764               | .6  | 50,983               | .7  | 59,373               | .8  | 40,199               | .5  |
| 6              | M+F | 63,844                       | .8  | 62,967             | .8  | 55,852               | .7  | 107,083              | 1.4 | 117,093              | 1.5 | 130,203              | 1.7 | 88,492               | 1.2 |
|                | M   | 21,455                       | .3  | 27,458             | .4  | 25,524               | .3  | 50,059               | .7  | 56,289               | .7  | 59,531               | .8  | 42,395               | .6  |
|                | F   | 42,389                       | .6  | 35,509             | .5  | 30,328               | .4  | 57,024               | .8  | 60,804               | .8  | 70,672               | .9  | 46,097               | .6  |
| 7              | M+F | 39,539                       | .5  | 49,780             | .7  | 71,420               | .9  | 90,483               | 1.2 | 59,224               | .8  | 78,706               | 1.0 | 75,917               | 1.0 |
|                | M   | 17,407                       | .2  | 26,529             | .4  | 40,686               | .5  | 48,537               | .6  | 27,325               | .4  | 40,684               | .5  | 39,814               | .5  |
|                | F   | 22,132                       | .3  | 23,251             | .3  | 30,734               | .4  | 41,946               | .6  | 31,899               | .4  | 38,022               | .5  | 36,103               | .5  |
| 8              | M+F | 30,029                       | .4  | 38,037             | .5  | 56,789               | .7  | 58,795               | .8  | 49,645               | .7  | 74,777               | 1.0 | 43,058               | .6  |
|                | M   | 13,866                       | .2  | 22,362             | .3  | 29,947               | .4  | 33,070               | .4  | 27,737               | .4  | 36,769               | .5  | 22,398               | .3  |
|                | F   | 16,163                       | .2  | 15,675             | .2  | 26,842               | .4  | 25,725               | .3  | 21,908               | .3  | 38,008               | .5  | 20,660               | .3  |
| 9              | M+F | 12,184                       | .2  | 12,807             | .2  | 39,577               | .5  | 44,026               | .6  | 41,830               | .6  | 27,688               | .4  | 37,212               | .5  |
|                | M   | 5,292                        | .1  | 6,493              | .1  | 21,066               | .3  | 16,792               | .2  | 20,137               | .3  | 11,289               | .1  | 18,770               | .2  |
|                | F   | 6,892                        | .1  | 6,314              | .1  | 18,511               | .2  | 27,234               | .4  | 21,693               | .3  | 16,399               | .2  | 18,442               | .2  |
| 10 & above     | M+F | 12,541                       | .2  | 158                | -   | 15,475               | .2  | 38,769               | .5  | 22,602               | .3  | 55,260               | .7  | 60,112               | .8  |
|                | M   | 5,317                        | .1  | 92                 | -   | 6,509                | .1  | 17,433               | .2  | 10,856               | .1  | 24,988               | .3  | 36,837               | .5  |
|                | F   | 7,224                        | .1  | 66                 | -   | 8,966                | .1  | 21,336               | .3  | 11,746               | .2  | 30,272               | .4  | 23,275               | .3  |
| Total          | M+F | 692,433                      | 9.1 | 540,979            | 7.1 | 582,157              | 7.7 | 736,882              | 9.7 | 615,938              | 8.1 | 698,130              | 9.2 | 551,346              | 7.3 |
|                | M   | 244,623                      | 3.2 | 224,125            | 3.0 | 263,793              | 3.5 | 326,750              | 4.3 | 281,132              | 3.7 | 326,716              | 4.3 | 266,388              | 3.5 |
|                | F   | 447,810                      | 5.9 | 316,854            | 4.2 | 318,364              | 4.2 | 410,132              | 5.4 | 334,806              | 4.4 | 371,414              | 4.9 | 284,958              | 3.8 |

Table 9c: (Contd.) Distribution of members of households by household size, sex and income group - COUNTRY - URBAN

| Household size | Sex | I N C O M E                      G R O U P (BIRR) |     |             |     |             |     |            |     |              |     | T o t a l   |     |              |     |           |       |
|----------------|-----|---|-----|-------------|-----|-------------|-----|------------|-----|--------------|-----|-------------|-----|--------------|-----|-----------|-------|
|                |     | 4200 - 5399                                       |     | 5400 - 6599 |     | 6600 - 8999 |     | 9000-12599 |     | 12600 -16199 |     | 16200-19999 |     | 20000 & over |     | No.       | %     |
|                |     | No.   | %   | No.         | %   | No.         | %   | No.        | %   | No.          | %   | No.         | %   | No.          | %   | No.       | %     |
| 1              | M+F | 4,087   | .1  | 6,645       | .1  | 3,915       | .1  | 2,819      | -   | 633          | -   | 1,553       | -   | 205          | -   | 163,072   | 2.2   |
|                | M   | 2,978   | -   | 6,007       | .1  | 3,301       | -   | 2,201      | -   | 633          | -   | 1,492       | -   | 205          | -   | 65,903    | .9    |
|                | F   | 1,109   | -   | 638         | -   | 614         | -   | 618        | -   | -            | -   | 61          | -   | -            | -   | 97,169    | 1.3   |
| 2              | M+F | 20,584  | .3  | 11,190      | .1  | 15,798      | .2  | 10,618     | .1  | 8,305        | .1  | 2,294       | -   | 3,157        | -   | 436,570   | 5.8   |
|                | M   | 11,083  | .1  | 4,997       | .1  | 7,291       | .1  | 5,636      | .1  | 5,134        | .1  | 1,361       | -   | 2,562        | -   | 160,392   | 2.1   |
|                | F   | 9,501   | .1  | 6,193       | .1  | 8,507       | .1  | 4,982      | .1  | 3,171        | -   | 933         | -   | 595          | -   | 276,178   | 3.6   |
| 3              | M+F | 40,761  | .5  | 33,893      | .4  | 34,357      | .5  | 25,479     | .3  | 11,871       | .2  | 3,158       | -   | 11,405       | .2  | 780,269   | 10.3  |
|                | M   | 20,646  | .3  | 12,891      | .2  | 14,920      | .2  | 11,650     | .2  | 4,942        | .1  | 1,776       | -   | 5,550        | .1  | 304,517   | 4.0   |
|                | F   | 20,115  | .3  | 21,002      | .3  | 19,437      | .3  | 13,829     | .2  | 6,929        | .1  | 1,382       | -   | 5,855        | .1  | 475,752   | 6.3   |
| 4              | M+F | 95,220  | 1.3 | 50,205      | .7  | 77,385      | 1.0 | 34,929     | .5  | 15,476       | .2  | 14,942      | .2  | 24,800       | .3  | 1,112,368 | 14.7  |
|                | M   | 37,635  | .5  | 20,034      | .3  | 31,380      | .4  | 16,538     | .2  | 5,400        | .1  | 6,432       | .1  | 11,270       | .1  | 458,780   | 6.1   |
|                | F   | 57,585  | .8  | 30,171      | .4  | 46,005      | .6  | 18,391     | .2  | 10,076       | .1  | 8,510       | .1  | 13,530       | .2  | 653,588   | 8.6   |
| 5              | M+F | 110,760   | 1.5 | 73,516      | 1.0 | 88,224      | 1.2 | 79,639     | 1.1 | 38,514       | .5  | 26,860      | .4  | 24,063       | .3  | 1,070,872 | 14.1  |
|                | M   | 53,123  | .7  | 36,075      | .5  | 40,599      | .5  | 36,326     | .5  | 16,172       | .2  | 13,158      | .2  | 12,040       | .2  | 495,660   | 6.5   |
|                | F   | 57,637  | .8  | 37,441      | .5  | 47,625      | .6  | 43,313     | .6  | 22,342       | .3  | 13,702      | .2  | 12,023       | .2  | 575,212   | 7.6   |
| 6              | M+F | 105,252   | 1.4 | 77,519      | 1.0 | 88,265      | 1.2 | 75,482     | 1.0 | 34,168       | .5  | 29,818      | .4  | 42,116       | .6  | 1,078,154 | 14.2  |
|                | M   | 52,674  | .7  | 40,306      | .5  | 37,454      | .5  | 38,023     | .5  | 14,484       | .2  | 16,050      | .2  | 19,674       | .3  | 501,376   | 6.6   |
|                | F   | 52,578  | .7  | 37,213      | .5  | 50,811      | .7  | 37,459     | .5  | 19,684       | .3  | 13,768      | .2  | 22,442       | .3  | 576,778   | 7.6   |
| 7              | M+F | 77,833  | 1.0 | 82,700      | 1.1 | 97,989      | 1.3 | 65,518     | .9  | 37,336       | .5  | 27,913      | .4  | 44,411       | .6  | 898,769   | 11.9  |
|                | M   | 37,977  | .5  | 35,742      | .5  | 45,595      | .6  | 29,445     | .4  | 19,664       | .3  | 13,311      | .2  | 19,506       | .3  | 442,222   | 5.8   |
|                | F   | 39,856  | .5  | 46,958      | .6  | 52,394      | .7  | 36,073     | .5  | 17,672       | .2  | 14,602      | .2  | 24,905       | .3  | 456,547   | 6.0   |
| 8              | M+F | 91,450  | 1.2 | 74,620      | 1.0 | 75,903      | 1.0 | 71,646     | .9  | 42,574       | .6  | 16,525      | .2  | 44,732       | .6  | 768,580   | 10.1  |
|                | M   | 43,572  | .6  | 36,863      | .5  | 36,810      | .5  | 33,623     | .4  | 20,239       | .3  | 4,813       | .1  | 24,597       | .3  | 386,666   | 5.1   |
|                | F   | 47,878  | .6  | 37,757      | .5  | 39,093      | .5  | 38,023     | .5  | 22,335       | .3  | 11,712      | .2  | 20,135       | .3  | 381,914   | 5.0   |
| 9              | M+F | 45,331  | .6  | 60,910      | .8  | 74,987      | 1.0 | 45,822     | .6  | 26,508       | .3  | 26,065      | .3  | 21,588       | .3  | 516,535   | 6.8   |
|                | M   | 20,939  | .3  | 29,825      | .4  | 37,601      | .5  | 17,766     | .2  | 14,355       | .2  | 9,979       | .1  | 9,109        | .1  | 239,411   | 3.2   |
|                | F   | 24,392  | .3  | 31,085      | .4  | 37,386      | .5  | 28,056     | .4  | 12,153       | .2  | 16,086      | .2  | 12,481       | .2  | 277,124   | 3.7   |
| 10 and above   | M+F | 62,405  | .8  | 58,928      | .8  | 107,735     | 1.4 | 65,060     | .9  | 54,369       | .7  | 42,811      | .6  | 153,473      | 2.0 | 749,698   | 9.9   |
|                | M   | 33,227  | .4  | 25,734      | .3  | 53,167      | .7  | 31,579     | .4  | 27,588       | .4  | 20,276      | .3  | 72,690       | 1.0 | 366,293   | 4.8   |
|                | F   | 29,178  | .4  | 33,194      | .4  | 54,568      | .7  | 33,481     | .4  | 26,781       | .4  | 22,535      | .3  | 80,783       | 1.1 | 383,405   | 5.1   |
| Total          | M+F | 653,683   | 8.6 | 530,126     | 7.0 | 664,558     | 8.8 | 477,012    | 6.3 | 269,754      | 3.6 | 191,939     | 2.5 | 369,950      | 4.9 | 7,574,887 | 100.0 |
|                | M   | 313,854   | 4.1 | 248,474     | 3.3 | 308,118     | 4.1 | 222,787    | 2.9 | 128,611      | 1.7 | 88,648      | 1.2 | 177,201      | 2.3 | 3,421,220 | 45.2  |
|                | F   | 339,829   | 4.5 | 281,652     | 3.7 | 356,440     | 4.7 | 254,225    | 3.4 | 141,143      | 1.9 | 103,291     | 1.4 | 192,749      | 2.5 | 4,153,667 | 54.8  |

Table 10c: Distribution of members of households by age, sex and income group - COUNTRY - URBAN

| Age Group   | Sex | I N C O M E   G R O U P (BIRR) |     |                      |     |                        |     |                        |     |                        |     |                        |     |                        |     |
|-------------|-----|--------------------------------|-----|----------------------|-----|------------------------|-----|------------------------|-----|------------------------|-----|------------------------|-----|------------------------|-----|
|             |     | Below 600<br>No.   %           |     | 600 - 999<br>No.   % |     | 1000 - 1399<br>No.   % |     | 1400 - 1999<br>No.   % |     | 2000 - 2599<br>No.   % |     | 2600 - 3399<br>No.   % |     | 3400 - 4199<br>No.   % |     |
| 0 - 9       | M+F | 166,069                        | 2.2 | 127,117              | 1.7 | 145,086                | 1.9 | 190,868                | 2.5 | 166,099                | 2.2 | 198,958                | 2.6 | 136,211                | 1.8 |
|             | M   | 69,593                         | .9  | 59,219               | .8  | 78,137                 | 1.0 | 95,072                 | 1.3 | 75,399                 | 1.0 | 99,421                 | 1.3 | 72,356                 | 1.0 |
|             | F   | 96,476                         | 1.3 | 67,898               | .9  | 66,949                 | .9  | 95,796                 | 1.3 | 90,700                 | 1.2 | 99,537                 | 1.3 | 63,855                 | .8  |
| 10 - 14     | M+F | 103,312                        | 1.4 | 80,953               | 1.1 | 91,338                 | 1.2 | 105,761                | 1.4 | 83,383                 | 1.1 | 105,913                | 1.4 | 85,961                 | 1.1 |
|             | M   | 45,572                         | .6  | 40,363               | .5  | 46,598                 | .6  | 50,469                 | .7  | 40,661                 | .5  | 52,078                 | .7  | 43,133                 | .6  |
|             | F   | 57,740                         | .8  | 40,590               | .5  | 44,740                 | .6  | 55,292                 | .7  | 42,722                 | .6  | 53,835                 | .7  | 42,828                 | .6  |
| 15 - 19     | M+F | 94,701                         | 1.3 | 72,472               | 1.0 | 89,504                 | 1.2 | 110,514                | 1.5 | 70,824                 | .9  | 82,040                 | 1.1 | 78,723                 | 1.0 |
|             | M   | 33,964                         | .4  | 38,711               | .5  | 42,862                 | .6  | 49,292                 | .7  | 30,935                 | .4  | 38,711                 | .5  | 38,477                 | .5  |
|             | F   | 60,737                         | .8  | 33,761               | .4  | 46,642                 | .6  | 61,222                 | .8  | 39,889                 | .5  | 43,329                 | .6  | 40,246                 | .5  |
| 20 - 24     | M+F | 57,104                         | .8  | 40,972               | .5  | 39,429                 | .5  | 57,821                 | .8  | 65,262                 | .9  | 56,722                 | .7  | 51,306                 | .7  |
|             | M   | 18,250                         | .2  | 11,866               | .2  | 14,415                 | .2  | 23,520                 | .3  | 28,581                 | .4  | 19,825                 | .3  | 21,429                 | .3  |
|             | F   | 38,854                         | .5  | 29,106               | .4  | 25,014                 | .3  | 34,301                 | .5  | 36,681                 | .5  | 36,897                 | .5  | 29,877                 | .4  |
| 25 - 29     | M+F | 47,421                         | .6  | 38,416               | .5  | 32,749                 | .4  | 54,281                 | .7  | 53,776                 | .7  | 62,292                 | .8  | 47,511                 | .6  |
|             | M   | 13,765                         | .2  | 10,654               | .1  | 9,341                  | .1  | 20,281                 | .3  | 23,845                 | .3  | 17,893                 | .2  | 16,712                 | .2  |
|             | F   | 33,656                         | .4  | 27,762               | .4  | 23,408                 | .3  | 34,000                 | .4  | 29,931                 | .4  | 44,399                 | .6  | 30,799                 | .4  |
| 30 - 34     | M+F | 31,043                         | .4  | 27,389               | .4  | 28,419                 | .4  | 34,255                 | .5  | 32,379                 | .4  | 42,802                 | .6  | 32,354                 | .4  |
|             | M   | 10,227                         | .1  | 10,719               | .1  | 12,329                 | .2  | 13,828                 | .2  | 14,255                 | .2  | 22,098                 | .3  | 17,327                 | .2  |
|             | F   | 20,816                         | .3  | 16,670               | .2  | 16,090                 | .2  | 20,427                 | .3  | 18,124                 | .2  | 20,704                 | .3  | 15,027                 | .2  |
| 35 - 39     | M+F | 37,927                         | .5  | 35,052               | .5  | 40,420                 | .5  | 36,342                 | .5  | 33,388                 | .4  | 48,040                 | .6  | 32,644                 | .4  |
|             | M   | 9,177                          | .1  | 11,773               | .2  | 11,124                 | .1  | 10,732                 | .1  | 16,789                 | .2  | 26,196                 | .3  | 12,441                 | .2  |
|             | F   | 28,750                         | .4  | 23,279               | .3  | 29,296                 | .4  | 25,610                 | .3  | 16,599                 | .2  | 21,844                 | .3  | 20,203                 | .3  |
| 40 - 44     | M+F | 28,026                         | .4  | 22,779               | .3  | 24,916                 | .3  | 36,068                 | .5  | 30,431                 | .4  | 22,955                 | .3  | 20,227                 | .3  |
|             | M   | 11,268                         | .1  | 9,973                | .1  | 11,399                 | .2  | 14,743                 | .2  | 13,288                 | .2  | 11,843                 | .2  | 7,388                  | .1  |
|             | F   | 16,758                         | .2  | 12,806               | .2  | 13,517                 | .2  | 21,325                 | .3  | 17,143                 | .2  | 11,112                 | .1  | 12,839                 | .2  |
| 45 - 49     | M+F | 22,460                         | .3  | 20,475               | .3  | 18,520                 | .2  | 27,147                 | .4  | 17,465                 | .2  | 21,068                 | .3  | 19,257                 | .3  |
|             | M   | 8,725                          | .1  | 8,842                | .1  | 9,701                  | .1  | 13,427                 | .2  | 10,866                 | .1  | 9,565                  | .1  | 11,633                 | .2  |
|             | F   | 13,735                         | .2  | 11,633               | .2  | 8,819                  | .1  | 13,720                 | .2  | 6,599                  | .1  | 11,503                 | .2  | 7,624                  | .1  |
| 50 - 54     | M+F | 21,898                         | .3  | 21,383               | .3  | 17,271                 | .2  | 25,176                 | .3  | 16,428                 | .2  | 15,593                 | .2  | 12,056                 | .2  |
|             | M   | 2,256                          | -   | 8,068                | .1  | 5,656                  | .1  | 11,841                 | .2  | 9,887                  | .1  | 5,232                  | .1  | 8,006                  | .1  |
|             | F   | 19,642                         | .3  | 13,315               | .2  | 11,615                 | .2  | 13,335                 | .2  | 6,541                  | .1  | 10,361                 | .1  | 4,050                  | .1  |
| 55 - 59     | M+F | 19,286                         | .3  | 10,934               | .1  | 12,880                 | .2  | 21,068                 | .3  | 10,305                 | .1  | 13,781                 | .2  | 11,969                 | .2  |
|             | M   | 5,294                          | .1  | 2,119                | -   | 5,960                  | .1  | 4,757                  | .1  | 1,923                  | -   | 8,065                  | .1  | 5,531                  | .1  |
|             | F   | 13,992                         | .2  | 8,815                | .1  | 6,920                  | .1  | 16,311                 | .2  | 8,382                  | .1  | 5,716                  | .1  | 6,438                  | .1  |
| 60 - 64     | M+F | 21,101                         | .3  | 11,523               | .2  | 13,983                 | .2  | 13,283                 | .2  | 10,634                 | .1  | 12,598                 | .2  | 8,609                  | .1  |
|             | M   | 6,058                          | .1  | 2,618                | -   | 4,745                  | .1  | 6,096                  | .1  | 5,045                  | .1  | 8,126                  | .1  | 3,195                  | -   |
|             | F   | 15,043                         | .2  | 8,905                | .1  | 9,238                  | .1  | 7,187                  | .1  | 5,589                  | .1  | 4,472                  | .1  | 5,414                  | .1  |
| 65 and over | M+F | 42,087                         | .6  | 31,514               | .4  | 27,642                 | .4  | 24,298                 | .3  | 25,566                 | .3  | 15,367                 | .2  | 14,514                 | .2  |
|             | M   | 10,474                         | .1  | 9,200                | .1  | 11,527                 | .2  | 12,691                 | .2  | 9,659                  | .1  | 7,665                  | .1  | 8,757                  | .1  |
|             | F   | 31,613                         | .4  | 22,314               | .3  | 16,115                 | .2  | 11,607                 | .2  | 15,907                 | .2  | 7,702                  | .1  | 5,757                  | .1  |
| Total       | M+F | 692,435                        | 9.1 | 540,979              | 7.1 | 582,157                | 7.7 | 736,882                | 9.7 | 615,940                | 8.1 | 698,129                | 9.2 | 551,342                | 7.3 |
|             | M   | 244,623                        | 3.2 | 224,125              | 3.0 | 263,794                | 3.5 | 326,749                | 4.3 | 281,133                | 3.7 | 326,718                | 4.3 | 266,385                | 3.5 |
|             | F   | 447,812                        | 5.9 | 316,854              | 4.2 | 318,363                | 4.2 | 410,133                | 5.4 | 334,807                | 4.4 | 371,411                | 4.9 | 284,957                | 3.8 |

Table 10c: (Contd.) Distribution of members of households by age, sex and income group - COUNTRY - URBAN

| Age Group   | Sex | I N C O M E   G R O U P |     |             |     |             |     |              |     |               |     |               |     |                |     | T o t a l |       |
|-------------|-----|-------------------------|-----|-------------|-----|-------------|-----|--------------|-----|---------------|-----|---------------|-----|----------------|-----|-----------|-------|
|             |     | 4200 - 5399             |     | 5400 - 6599 |     | 6600 - 8999 |     | 9000 - 12599 |     | 12600 - 16199 |     | 16200 - 19999 |     | 20000 and over |     | No.       | %     |
| 0 - 9       | M+F | 163,271                 | 2.2 | 126,323     | 1.7 | 149,416     | 2.0 | 94,674       | 1.2 | 51,687        | .7  | 34,283        | .5  | 49,024         | .6  | 1,799,086 | 23.8  |
|             | M   | 84,150                  | 1.1 | 63,020      | .8  | 74,314      | 1.0 | 42,389       | .6  | 25,649        | .3  | 18,306        | .2  | 27,711         | .4  | 884,736   | 11.7  |
|             | F   | 79,121                  | 1.0 | 63,303      | .8  | 75,102      | 1.0 | 52,285       | .7  | 26,038        | .3  | 15,977        | .2  | 21,313         | .3  | 914,350   | 12.1  |
| 10 - 14     | M+F | 87,931                  | 1.2 | 81,860      | 1.1 | 104,798     | 1.4 | 71,744       | .9  | 41,930        | .6  | 29,381        | .4  | 48,055         | .6  | 1,122,320 | 14.8  |
|             | M   | 40,406                  | .5  | 43,576      | .6  | 43,587      | .6  | 34,034       | .4  | 19,244        | .3  | 13,586        | .2  | 21,770         | .3  | 535,077   | 7.1   |
|             | F   | 47,525                  | .6  | 38,284      | .5  | 61,211      | .8  | 37,710       | .5  | 22,686        | .3  | 15,795        | .2  | 26,285         | .3  | 587,243   | 7.8   |
| 15 - 19     | M+F | 95,670                  | 1.3 | 86,741      | 1.1 | 101,393     | 1.3 | 76,988       | 1.0 | 48,560        | .6  | 31,431        | .4  | 61,865         | .8  | 1,101,426 | 14.5  |
|             | M   | 44,020                  | .6  | 35,068      | .5  | 42,836      | .6  | 33,731       | .4  | 21,585        | .3  | 10,113        | .1  | 29,780         | .4  | 490,085   | 6.5   |
|             | F   | 51,650                  | .7  | 51,673      | .7  | 58,557      | .8  | 43,257       | .6  | 26,975        | .4  | 21,318        | .3  | 32,085         | .4  | 611,341   | 8.1   |
| 20 - 24     | M+F | 62,619                  | .8  | 50,684      | .7  | 68,569      | .9  | 48,458       | .6  | 31,411        | .4  | 25,871        | .3  | 57,592         | .8  | 713,820   | 9.4   |
|             | M   | 24,622                  | .3  | 19,450      | .3  | 29,079      | .4  | 23,967       | .3  | 14,674        | .2  | 12,754        | .2  | 23,672         | .3  | 286,104   | 3.8   |
|             | F   | 37,997                  | .5  | 31,234      | .4  | 39,490      | .5  | 24,491       | .3  | 16,737        | .2  | 13,117        | .2  | 33,920         | .4  | 427,716   | 5.6   |
| 25 - 29     | M+F | 63,246                  | .8  | 44,641      | .6  | 56,691      | .7  | 48,940       | .6  | 24,264        | .3  | 13,813        | .2  | 41,392         | .5  | 629,433   | 8.3   |
|             | M   | 26,379                  | .3  | 18,392      | .2  | 20,799      | .3  | 17,608       | .2  | 11,152        | .1  | 4,382         | .1  | 20,444         | .3  | 231,647   | 3.1   |
|             | F   | 36,867                  | .5  | 26,249      | .3  | 35,892      | .5  | 31,332       | .4  | 13,112        | .2  | 9,431         | .1  | 20,948         | .3  | 397,786   | 5.3   |
| 30 - 34     | M+F | 41,183                  | .5  | 25,955      | .3  | 35,728      | .5  | 30,097       | .4  | 17,163        | .2  | 11,549        | .2  | 21,578         | .3  | 411,894   | 5.4   |
|             | M   | 23,053                  | .3  | 13,670      | .2  | 18,775      | .2  | 15,570       | .2  | 7,819         | .1  | 5,447         | .1  | 10,694         | .1  | 195,811   | 2.6   |
|             | F   | 18,130                  | .2  | 12,285      | .2  | 16,953      | .2  | 14,527       | .2  | 9,344         | .1  | 6,102         | .1  | 10,884         | .1  | 216,083   | 2.9   |
| 35 - 39     | M+F | 36,383                  | .5  | 30,662      | .4  | 44,377      | .6  | 29,401       | .4  | 16,220        | .2  | 18,685        | .2  | 22,636         | .3  | 462,177   | 6.1   |
|             | M   | 19,177                  | .3  | 12,830      | .2  | 22,046      | .3  | 12,419       | .2  | 9,245         | .1  | 8,867         | .1  | 7,234          | .1  | 190,050   | 2.5   |
|             | F   | 17,206                  | .2  | 17,832      | .2  | 22,331      | .3  | 16,982       | .2  | 6,975         | .1  | 9,818         | .1  | 15,402         | .2  | 272,127   | 3.6   |
| 40 - 44     | M+F | 26,263                  | .3  | 23,615      | .3  | 30,168      | .4  | 19,667       | .3  | 10,654        | .1  | 6,683         | .1  | 14,519         | .2  | 316,971   | 4.2   |
|             | M   | 13,761                  | .2  | 11,570      | .2  | 17,230      | .2  | 11,445       | .2  | 4,546         | .1  | 3,490         | -   | 7,839          | .1  | 149,783   | 2.0   |
|             | F   | 12,502                  | .2  | 12,045      | .2  | 12,938      | .2  | 8,222        | .1  | 6,108         | .1  | 3,193         | -   | 6,680          | .1  | 167,188   | 2.2   |
| 45 - 49     | M+F | 19,176                  | .3  | 19,308      | .3  | 22,853      | .3  | 17,353       | .2  | 10,720        | .1  | 6,044         | .1  | 15,139         | .2  | 256,985   | 3.4   |
|             | M   | 9,543                   | .1  | 9,583       | .1  | 12,387      | .2  | 9,138        | .1  | 5,153         | .1  | 2,778         | -   | 6,891          | .1  | 128,232   | 1.7   |
|             | F   | 9,633                   | .1  | 9,725       | .1  | 10,466      | .1  | 8,215        | .1  | 5,567         | .1  | 3,266         | -   | 8,248          | .1  | 128,753   | 1.7   |
| 50 - 54     | M+F | 14,398                  | .2  | 12,372      | .2  | 12,884      | .2  | 12,151       | .2  | 6,745         | .1  | 3,879         | .1  | 9,961          | .1  | 202,195   | 2.7   |
|             | M   | 7,383                   | .1  | 7,101       | .1  | 7,229       | .1  | 7,111        | .1  | 4,835         | .1  | 1,638         | -   | 4,593          | .1  | 90,836    | 1.2   |
|             | F   | 7,015                   | .1  | 5,271       | .1  | 5,655       | .1  | 5,040        | .1  | 1,910         | -   | 2,241         | -   | 5,368          | .1  | 111,359   | 1.5   |
| 55 - 59     | M+F | 13,852                  | .2  | 6,409       | .1  | 13,544      | .2  | 8,485        | .1  | 3,968         | .1  | 2,509         | -   | 10,096         | .1  | 159,086   | 2.1   |
|             | M   | 4,602                   | .1  | 3,769       | -   | 8,574       | .1  | 5,543        | .1  | 969           | -   | 827           | -   | 7,419          | .1  | 65,352    | .9    |
|             | F   | 9,250                   | .1  | 2,640       | -   | 4,970       | .1  | 2,942        | -   | 2,999         | -   | 1,682         | -   | 2,677          | -   | 93,734    | 1.2   |
| 60 - 64     | M+F | 9,631                   | .1  | 8,581       | .1  | 9,552       | .1  | 6,308        | .1  | 2,633         | -   | 5,614         | .1  | 7,144          | .1  | 141,194   | 1.9   |
|             | M   | 5,589                   | .1  | 4,466       | .1  | 5,894       | .1  | 4,335        | .1  | 1,362         | -   | 4,632         | .1  | 4,964          | .1  | 67,125    | .9    |
|             | F   | 4,042                   | .1  | 4,115       | .1  | 3,658       | -   | 1,973        | -   | 1,271         | -   | 982           | -   | 2,180          | -   | 74,069    | 1.0   |
| 65 and over | M+F | 20,064                  | .3  | 12,975      | .2  | 14,586      | .2  | 12,745       | .2  | 3,799         | .1  | 2,200         | -   | 10,946         | .1  | 258,303   | 3.4   |
|             | M   | 11,171                  | .1  | 5,978       | .1  | 5,370       | .1  | 5,497        | .1  | 2,379         | -   | 1,828         | -   | 4,188          | .1  | 106,384   | 1.4   |
|             | F   | 8,893                   | .1  | 6,997       | .1  | 9,216       | .1  | 7,248        | .1  | 1,420         | -   | 372           | -   | 6,758          | .1  | 151,919   | 2.0   |
| Total       | M+F | 653,687                 | 8.6 | 530,126     | 7.0 | 664,559     | 8.8 | 477,011      | 6.3 | 269,754       | 3.6 | 191,942       | 2.5 | 369,947        | 4.9 | 7,574,890 | 100.0 |
|             | M   | 313,856                 | 4.1 | 248,473     | 3.3 | 308,120     | 4.1 | 222,787      | 2.9 | 128,612       | 1.7 | 88,648        | 1.2 | 177,199        | 2.3 | 3,421,222 | 45.2  |
|             | F   | 339,831                 | 4.5 | 281,653     | 3.7 | 356,439     | 4.7 | 254,224      | 3.4 | 141,142       | 1.9 | 103,294       | 1.4 | 192,748        | 2.5 | 4,153,668 | 54.8  |

Table 11c: Distribution of Households by Household Size, Sex of Head of Household and Receipt Group  
COUNTRY - URBAN

| Household size and Sex |     | R E C E I P T G R O U P (BIRR) |     |           |     |             |     |             |      |             |     |             |      |             |     |
|------------------------|-----|--------------------------------|-----|-----------|-----|-------------|-----|-------------|------|-------------|-----|-------------|------|-------------|-----|
|                        |     | Below 600                      |     | 600 - 999 |     | 1000 - 1399 |     | 1400 - 1999 |      | 2000 - 2599 |     | 2600 - 3399 |      | 3400 - 4199 |     |
|                        |     | No.                            | %   | No.       | %   | No.         | %   | No.         | %    | No.         | %   | No.         | %    | No.         | %   |
| 1                      | M+F | 32,960                         | 2.0 | 30,424    | 1.8 | 18,626      | 1.1 | 21,068      | 1.3  | 15,507      | .9  | 9,589       | .6   | 12,140      | .7  |
|                        | M   | 6,922                          | .4  | 10,304    | .6  | 4,614       | .3  | 7,510       | .5   | 7,607       | .5  | 4,580       | .3   | 6,309       | .4  |
|                        | F   | 26,038                         | 1.6 | 20,120    | 1.2 | 14,012      | .8  | 13,558      | .8   | 7,900       | .5  | 5,009       | .3   | 5,831       | .4  |
| 2                      | M+F | 19,394                         | 1.2 | 34,690    | 2.1 | 32,036      | 1.9 | 30,929      | 1.9  | 21,137      | 1.3 | 23,956      | 1.4  | 14,179      | .9  |
|                        | M   | 3,143                          | .2  | 5,979     | .4  | 9,484       | .6  | 9,015       | .5   | 5,569       | .3  | 10,822      | .7   | 4,047       | .2  |
|                        | F   | 16,251                         | 1.0 | 28,711    | 1.7 | 22,552      | 1.4 | 21,914      | 1.3  | 15,568      | .9  | 13,134      | .8   | 10,132      | .6  |
| 3                      | M+F | 26,297                         | 1.6 | 25,945    | 1.6 | 26,812      | 1.6 | 34,915      | 2.1  | 33,809      | 2.0 | 30,110      | 1.8  | 20,924      | 1.3 |
|                        | M   | 5,367                          | .3  | 10,877    | .7  | 9,906       | .6  | 10,365      | .6   | 18,323      | 1.1 | 14,036      | .8   | 11,716      | .7  |
|                        | F   | 20,930                         | 1.3 | 15,068    | .9  | 16,906      | 1.0 | 24,550      | 1.5  | 15,486      | .9  | 16,074      | 1.0  | 9,208       | .6  |
| 4                      | M+F | 20,431                         | 1.2 | 24,552    | 1.5 | 18,802      | 1.1 | 43,471      | 2.6  | 29,115      | 1.8 | 30,971      | 1.9  | 22,690      | 1.4 |
|                        | M   | 8,028                          | .5  | 13,379    | .8  | 8,052       | .5  | 21,686      | 1.3  | 14,795      | .9  | 17,246      | 1.0  | 15,165      | .9  |
|                        | F   | 12,403                         | .7  | 11,173    | .7  | 10,750      | .6  | 21,785      | 1.3  | 14,320      | .9  | 13,725      | .8   | 7,525       | .5  |
| 5                      | M+F | 8,088                          | .5  | 12,565    | .8  | 13,311      | .8  | 19,366      | 1.2  | 17,790      | 1.1 | 25,535      | 1.5  | 21,715      | 1.3 |
|                        | M   | 3,635                          | .2  | 7,269     | .4  | 8,070       | .5  | 10,951      | .7   | 10,622      | .6  | 18,267      | 1.1  | 13,088      | .8  |
|                        | F   | 4,453                          | .3  | 5,296     | .3  | 5,241       | .3  | 8,415       | .5   | 7,168       | .4  | 7,268       | .4   | 8,627       | .5  |
| 6                      | M+F | 4,557                          | .3  | 6,492     | .4  | 9,361       | .6  | 15,926      | 1.0  | 19,819      | 1.2 | 18,027      | 1.1  | 20,425      | 1.2 |
|                        | M   | 3,761                          | .2  | 2,184     | .1  | 7,730       | .5  | 10,657      | .6   | 12,184      | .7  | 12,630      | .8   | 15,619      | .9  |
|                        | F   | 796                            | -   | 4,308     | .3  | 1,631       | .1  | 5,269       | .3   | 7,635       | .5  | 5,397       | .3   | 4,806       | .3  |
| 7                      | M+F | 1,258                          | .1  | 4,495     | .3  | 9,800       | .6  | 10,700      | .6   | 9,982       | .6  | 11,313      | .7   | 12,120      | .7  |
|                        | M   | 1,245                          | .1  | 2,982     | .2  | 8,156       | .5  | 8,407       | .5   | 7,988       | .5  | 8,624       | .5   | 9,901       | .6  |
|                        | F   | 13                             | -   | 1,513     | .1  | 1,644       | .1  | 2,293       | .1   | 1,994       | .1  | 2,689       | .2   | 2,219       | .1  |
| 8                      | M+F | 2,843                          | .2  | 2,664     | .2  | 6,293       | .4  | 7,595       | .5   | 4,842       | .3  | 10,533      | .6   | 5,146       | .3  |
|                        | M   | 2,475                          | .1  | 1,777     | .1  | 4,760       | .3  | 4,946       | .3   | 3,624       | .2  | 7,655       | .5   | 4,753       | .3  |
|                        | F   | 368                            | -   | 887       | .1  | 1,533       | .1  | 2,649       | .2   | 1,218       | .1  | 2,878       | .2   | 393         | -   |
| 9                      | M+F | 1,082                          | .1  | 875       | .1  | 1,588       | .1  | 4,446       | .3   | 3,666       | .2  | 3,592       | .2   | 5,584       | .3  |
|                        | M   | 1,003                          | .1  | 875       | .1  | 1,588       | .1  | 3,421       | .2   | 2,956       | .2  | 2,942       | .2   | 4,200       | .3  |
|                        | F   | 79                             | -   | -         | -   | -           | -   | 1,025       | .1   | 710         | -   | 650         | -    | 1,384       | .1  |
| 10 & above             | M+F | 1,049                          | .1  | 103       | -   | 691         | -   | 2,148       | .1   | 2,241       | .1  | 3,440       | .2   | 7,830       | .5  |
|                        | M   | 1,049                          | .1  | 103       | -   | 691         | -   | 1,384       | .1   | 1,726       | .1  | 2,836       | .2   | 7,245       | .4  |
|                        | F   | -                              | -   | -         | -   | -           | -   | 764         | -    | 515         | -   | 604         | -    | 585         | -   |
| Total                  | M+F | 117,959                        | 7.1 | 142,805   | 8.6 | 137,320     | 8.3 | 190,564     | 11.5 | 157,908     | 9.5 | 167,066     | 10.0 | 142,753     | 8.6 |
|                        | M   | 36,628                         | 2.2 | 55,729    | 3.4 | 63,051      | 3.8 | 88,342      | 5.3  | 85,394      | 5.1 | 99,638      | 6.0  | 92,043      | 5.5 |
|                        | F   | 81,331                         | 4.9 | 87,076    | 5.2 | 74,269      | 4.5 | 102,222     | 6.1  | 72,514      | 4.4 | 67,428      | 4.1  | 50,710      | 3.0 |

Table 11c: Distribution of Households by Household Size, Sex of Head of Household and Receipt Group - COUNTRY - URBAN

| Household size and Sex |     | R E C E I P T   G R O U P (B I R R) |     |                        |     |                        |     |                       |     |                         |     |                        |     | T o t a l<br>No.   % |     |                         |       |
|------------------------|-----|-------------------------------------|-----|------------------------|-----|------------------------|-----|-----------------------|-----|-------------------------|-----|------------------------|-----|----------------------|-----|-------------------------|-------|
|                        |     | 4200 - 5399<br>No.   %              |     | 5400 - 6599<br>No.   % |     | 6600 - 8999<br>No.   % |     | 9000-12599<br>No.   % |     | 12600 -16199<br>No.   % |     | 16200-19999<br>No.   % |     |                      |     | 20000 & over<br>No.   % |       |
| 1                      | M+F | 4,295                               | .3  | 7,684                  | .5  | 4,992                  | .3  | 2,856                 | .2  | 1,154                   | .1  | 1,573                  | .1  | 205                  | -   | 163,073                 | 9.8   |
|                        | M   | 2,354                               | .1  | 6,292                  | .4  | 4,303                  | .3  | 2,238                 | .1  | 1,154                   | .1  | 1,512                  | .1  | 205                  | -   | 65,904                  | 4.0   |
|                        | F   | 1,941                               | .1  | 1,392                  | .1  | 689                    | -   | 618                   | -   | -                       | -   | 61                     | -   | -                    | -   | 97,169                  | 5.8   |
| 2                      | M+F | 11,927                              | .7  | 7,474                  | .4  | 7,894                  | .5  | 6,743                 | .4  | 4,397                   | .3  | 1,271                  | .1  | 2,258                | .1  | 218,285                 | 13.1  |
|                        | M   | 7,713                               | .5  | 5,727                  | .3  | 4,663                  | .3  | 5,241                 | .3  | 3,505                   | .2  | 1,097                  | .1  | 1,828                | .1  | 77,833                  | 4.7   |
|                        | F   | 4,214                               | .3  | 1,747                  | .1  | 3,231                  | .2  | 1,502                 | .1  | 892                     | .1  | 174                    | -   | 430                  | -   | 140,452                 | 8.4   |
| 3                      | M+F | 15,191                              | .9  | 14,037                 | .8  | 12,874                 | .8  | 9,399                 | .6  | 4,314                   | .3  | 1,516                  | .1  | 3,948                | .2  | 260,091                 | 15.6  |
|                        | M   | 10,348                              | .6  | 10,312                 | .6  | 8,780                  | .5  | 6,706                 | .4  | 2,896                   | .2  | 1,004                  | .1  | 2,390                | .1  | 123,026                 | 7.4   |
|                        | F   | 4,843                               | .3  | 3,725                  | .2  | 4,094                  | .2  | 2,693                 | .2  | 1,418                   | .1  | 512                    | -   | 1,558                | .1  | 137,065                 | 8.2   |
| 4                      | M+F | 28,530                              | 1.7 | 12,850                 | .8  | 21,029                 | 1.3 | 11,151                | .7  | 4,090                   | .2  | 3,891                  | .2  | 6,520                | .4  | 278,093                 | 16.7  |
|                        | M   | 18,572                              | 1.1 | 9,291                  | .6  | 13,348                 | .8  | 8,262                 | .5  | 2,878                   | .2  | 2,989                  | .2  | 4,345                | .3  | 158,036                 | 9.5   |
|                        | F   | 9,958                               | .6  | 3,559                  | .2  | 7,681                  | .5  | 2,889                 | .2  | 1,212                   | .1  | 902                    | .1  | 2,175                | .1  | 120,057                 | 7.2   |
| 5                      | M+F | 22,168                              | 1.3 | 17,431                 | 1.0 | 17,811                 | 1.1 | 17,202                | 1.0 | 8,643                   | .5  | 7,074                  | .4  | 5,514                | .3  | 214,213                 | 12.9  |
|                        | M   | 14,939                              | .9  | 10,661                 | .6  | 12,883                 | .8  | 11,620                | .7  | 6,190                   | .4  | 5,322                  | .3  | 4,352                | .3  | 137,869                 | 8.3   |
|                        | F   | 7,229                               | .4  | 6,770                  | .4  | 4,928                  | .3  | 5,582                 | .3  | 2,453                   | .1  | 1,752                  | .1  | 1,162                | .1  | 76,344                  | 4.6   |
| 6                      | M+F | 19,393                              | 1.2 | 14,586                 | .9  | 17,499                 | 1.1 | 14,966                | .9  | 6,116                   | .4  | 5,099                  | .3  | 7,426                | .4  | 179,692                 | 10.8  |
|                        | M   | 12,070                              | .7  | 10,290                 | .6  | 14,190                 | .9  | 11,849                | .7  | 4,615                   | .3  | 4,865                  | .3  | 6,759                | .4  | 129,403                 | 7.8   |
|                        | F   | 7,323                               | .4  | 4,296                  | .3  | 3,309                  | .2  | 3,117                 | .2  | 1,501                   | .1  | 234                    | -   | 667                  | -   | 50,289                  | 3.0   |
| 7                      | M+F | 14,191                              | .9  | 10,357                 | .6  | 16,357                 | 1.0 | 11,034                | .7  | 5,569                   | .3  | 4,514                  | .3  | 6,704                | .4  | 128,394                 | 7.7   |
|                        | M   | 10,133                              | .6  | 6,608                  | .4  | 11,423                 | .7  | 9,055                 | .5  | 4,900                   | .3  | 4,514                  | .3  | 5,146                | .3  | 99,082                  | 6.0   |
|                        | F   | 4,058                               | .2  | 3,749                  | .2  | 4,934                  | .3  | 1,979                 | .1  | 669                     | -   | -                      | -   | 1,558                | .1  | 29,312                  | 1.8   |
| 8                      | M+F | 11,019                              | .7  | 9,600                  | .6  | 12,021                 | .7  | 9,311                 | .6  | 5,107                   | .3  | 3,440                  | .2  | 5,658                | .3  | 96,072                  | 5.8   |
|                        | M   | 6,880                               | .4  | 8,200                  | .5  | 9,778                  | .6  | 7,823                 | .5  | 3,852                   | .2  | 2,463                  | .1  | 5,155                | .3  | 74,141                  | 4.5   |
|                        | F   | 4,139                               | .2  | 1,400                  | .1  | 2,243                  | .1  | 1,488                 | .1  | 1,255                   | .1  | 977                    | .1  | 503                  | -   | 21,931                  | 1.3   |
| 9                      | M+F | 5,823                               | .4  | 6,868                  | .4  | 9,110                  | .5  | 5,769                 | .3  | 2,819                   | .2  | 3,716                  | .2  | 2,476                | .1  | 57,414                  | 3.5   |
|                        | M   | 4,076                               | .2  | 6,561                  | .4  | 8,051                  | .5  | 4,354                 | .3  | 2,716                   | .2  | 2,459                  | .1  | 2,008                | .1  | 47,210                  | 2.8   |
|                        | F   | 1,747                               | .1  | 307                    | -   | 1,059                  | .1  | 1,415                 | .1  | 103                     | -   | 1,257                  | .1  | 468                  | -   | 10,204                  | .6    |
| 10 & above             | M+F | 5,755                               | .3  | 5,268                  | .3  | 10,629                 | .6  | 6,228                 | .4  | 4,615                   | .3  | 4,635                  | .3  | 13,188               | .8  | 67,820                  | 4.1   |
|                        | M   | 4,626                               | .3  | 4,567                  | .3  | 9,619                  | .6  | 5,519                 | .3  | 3,152                   | .2  | 4,262                  | .3  | 10,498               | .6  | 57,277                  | 3.4   |
|                        | F   | 1,129                               | .1  | 701                    | -   | 1,010                  | .1  | 709                   | -   | 1,463                   | .1  | 373                    | -   | 2,690                | .2  | 10,543                  | .6    |
| Total                  | M+F | 138,292                             | 8.3 | 106,155                | 6.4 | 130,216                | 7.8 | 94,659                | 5.7 | 46,824                  | 2.8 | 36,729                 | 2.2 | 53,897               | 3.2 | 1,663,147               | 100.0 |
|                        | M   | 91,711                              | 5.5 | 78,509                 | 4.7 | 97,038                 | 5.8 | 72,667                | 4.4 | 35,858                  | 2.2 | 30,487                 | 1.8 | 42,686               | 2.6 | 969,781                 | 58.3  |
|                        | F   | 46,581                              | 2.8 | 27,646                 | 1.7 | 33,178                 | 2.0 | 21,992                | 1.3 | 10,966                  | .7  | 6,242                  | .4  | 11,211               | .7  | 693,366                 | 41.7  |



Table 12c: Distribution of members of households by household size, sex and receipt group - COUNTRY - URBAN

| Household size | Sex | R E C E I P T      G R O U P (BIRR) |     |                  |     |                    |     |                    |      |                    |     |                    |     |                    |     |
|----------------|-----|-------------------------------------|-----|------------------|-----|--------------------|-----|--------------------|------|--------------------|-----|--------------------|-----|--------------------|-----|
|                |     | Below 600<br>No.                    | %   | 600 - 999<br>No. | %   | 1000 - 1399<br>No. | %   | 1400 - 1999<br>No. | %    | 2000 - 2599<br>No. | %   | 2600 - 3399<br>No. | %   | 3400 - 4199<br>No. | %   |
| 1              | M+F | 32,960                              | .4  | 30,424           | .4  | 18,626             | .2  | 21,068             | .3   | 15,507             | .2  | 9,589              | .1  | 12,140             | .2  |
|                | M   | 6,922                               | .1  | 10,304           | .1  | 4,614              | .1  | 7,510              | .1   | 7,607              | .1  | 4,580              | .1  | 6,309              | .1  |
|                | F   | 26,038                              | .3  | 20,120           | .3  | 14,012             | .2  | 13,558             | .2   | 7,900              | .1  | 5,009              | .1  | 5,831              | .1  |
| 2              | M+F | 38,788                              | .5  | 69,381           | .9  | 64,072             | .8  | 61,858             | .8   | 42,274             | .6  | 47,914             | .6  | 28,360             | .4  |
|                | M   | 11,146                              | .1  | 19,492           | .3  | 19,920             | .3  | 20,957             | .3   | 14,528             | .2  | 21,326             | .3  | 9,175              | .1  |
|                | F   | 27,642                              | .4  | 49,889           | .7  | 44,152             | .6  | 40,901             | .5   | 27,746             | .4  | 26,588             | .4  | 19,185             | .3  |
| 3              | M+F | 78,888                              | 1.0 | 77,836           | 1.0 | 80,437             | 1.1 | 104,746            | 1.4  | 101,426            | 1.3 | 90,331             | 1.2 | 62,770             | .8  |
|                | M   | 26,092                              | .3  | 28,402           | .4  | 33,896             | .4  | 36,623             | .5   | 39,403             | .5  | 38,815             | .5  | 21,089             | .3  |
|                | F   | 52,796                              | .7  | 49,434           | .7  | 46,541             | .6  | 68,123             | .9   | 62,023             | .8  | 51,516             | .7  | 41,681             | .6  |
| 4              | M+F | 81,722                              | 1.1 | 98,207           | 1.3 | 75,209             | 1.0 | 173,884            | 2.3  | 116,459            | 1.5 | 123,887            | 1.6 | 90,760             | 1.2 |
|                | M   | 28,570                              | .4  | 39,978           | .5  | 33,656             | .4  | 67,482             | .9   | 49,868             | .7  | 52,728             | .7  | 40,336             | .5  |
|                | F   | 53,152                              | .7  | 58,229           | .8  | 41,553             | .5  | 106,402            | 1.4  | 66,591             | .9  | 71,159             | .9  | 50,424             | .7  |
| 5              | M+F | 40,440                              | .5  | 62,826           | .8  | 66,555             | .9  | 96,830             | 1.3  | 88,951             | 1.2 | 127,677            | 1.7 | 108,575            | 1.4 |
|                | M   | 16,477                              | .2  | 31,876           | .4  | 29,960             | .4  | 43,116             | .6   | 37,801             | .5  | 62,294             | .8  | 50,043             | .7  |
|                | F   | 23,963                              | .3  | 30,950           | .4  | 36,595             | .5  | 53,714             | .7   | 51,150             | .7  | 65,383             | .9  | 58,532             | .8  |
| 6              | M+F | 27,342                              | .4  | 38,953           | .5  | 56,171             | .7  | 95,554             | 1.3  | 118,913            | 1.6 | 108,166            | 1.4 | 122,549            | 1.6 |
|                | M   | 10,122                              | .1  | 16,718           | .2  | 27,274             | .4  | 45,585             | .6   | 55,112             | .7  | 50,506             | .7  | 52,123             | .7  |
|                | F   | 17,220                              | .2  | 22,235           | .3  | 28,897             | .4  | 49,969             | .7   | 63,801             | .8  | 57,660             | .8  | 70,426             | .9  |
| 7              | M+F | 8,805                               | .1  | 31,458           | .4  | 68,602             | .9  | 74,900             | 1.0  | 69,877             | .9  | 79,194             | 1.0 | 84,843             | 1.1 |
|                | M   | 4,759                               | .1  | 17,272           | .2  | 33,197             | .4  | 43,089             | .6   | 37,253             | .5  | 37,195             | .5  | 45,974             | .6  |
|                | F   | 4,046                               | .1  | 14,186           | .2  | 35,405             | .5  | 31,811             | .4   | 32,624             | .4  | 41,999             | .6  | 38,869             | .5  |
| 8              | M+F | 22,751                              | .3  | 21,316           | .3  | 50,346             | .7  | 60,759             | .8   | 38,738             | .5  | 84,266             | 1.1 | 41,162             | .5  |
|                | M   | 11,492                              | .2  | 15,305           | .2  | 27,149             | .4  | 32,173             | .4   | 19,854             | .3  | 42,805             | .6  | 21,474             | .3  |
|                | F   | 11,259                              | .1  | 6,011            | .1  | 23,197             | .3  | 28,586             | .4   | 18,884             | .2  | 41,461             | .5  | 19,688             | .3  |
| 9              | M+F | 9,739                               | .1  | 7,871            | .1  | 14,295             | .2  | 40,012             | .5   | 32,992             | .4  | 32,320             | .4  | 50,257             | .7  |
|                | M   | 3,856                               | .1  | 3,992            | .1  | 6,508              | .1  | 16,611             | .2   | 17,204             | .2  | 14,960             | .2  | 22,641             | .3  |
|                | F   | 5,883                               | .1  | 3,879            | .1  | 7,787              | .1  | 23,401             | .3   | 15,788             | .2  | 17,360             | .2  | 27,616             | .4  |
| 10 & above     | M+F | 10,494                              | .1  | 1,059            | -   | 7,604              | .1  | 24,568             | .3   | 22,454             | .3  | 36,013             | .5  | 82,513             | 1.1 |
|                | M   | 4,520                               | .1  | 452              | -   | 2,765              | -   | 10,599             | .1   | 12,760             | .2  | 14,674             | .2  | 46,907             | .6  |
|                | F   | 5,974                               | .1  | 607              | -   | 4,839              | .1  | 13,969             | .2   | 9,694              | .1  | 21,339             | .3  | 35,606             | .5  |
| Total          | M+F | 351,929                             | 4.6 | 439,331          | 5.8 | 501,917            | 6.6 | 754,179            | 10.0 | 647,591            | 8.5 | 739,357            | 9.8 | 683,929            | 9.0 |
|                | M   | 123,956                             | 1.6 | 183,791          | 2.4 | 218,939            | 2.9 | 323,745            | 4.3  | 291,390            | 3.8 | 339,883            | 4.5 | 316,071            | 4.2 |
|                | F   | 227,973                             | 3.0 | 255,540          | 3.4 | 282,978            | 3.7 | 430,434            | 5.7  | 356,201            | 4.7 | 399,474            | 5.3 | 367,858            | 4.9 |

Table 12c: (Contd.) Distribution of members of households by household size, sex and receipt group - COUNTRY - URBAN

| House-<br>hold<br>size | Sex | R E C E I P T                      G R O U P (BIRR) |     |   |     |   |     |  |     |  |     |   |     |  |     | T o t a l<br><br>No.                      % |       |
|------------------------|-----|---|-----|---|-----|---|-----|--|-----|--|-----|---|-----|--|-----|---|-------|
|                        |     | 4200 - 5399<br>No.                      %           |     | 5400 - 6599<br>No.                      % |     | 6600 - 8999<br>No.                      % |     | 9000-12599<br>No.                      % |     | 12600 -16199<br>No.                      % |     | 16200-19999<br>No.                      % |     | 20000 & over<br>No.                      % |     |   |       |
| 1                      | M+F | 4,295   | .1  | 7,684                                     | .1  | 4,992                                     | .1  | 2,856                                    | -   | 1,154                                      | -   | 1,573                                     | -   | 205  | -   | 163,073                                     | 2.2   |
|                        | M   | 2,354   | -   | 6,292                                     | .1  | 4,303                                     | .1  | 2,238                                    | -   | 1,154                                      | -   | 1,512                                     | -   | 205  | -   | 65,904                                      | .9    |
|                        | F   | 1,941   | -   | 1,392                                     | -   | 689                                       | -   | 618                                      | -   | -  | -   | 61  | -   | -  | -   | 97,169                                      | 1.3   |
| 2                      | M+F | 23,854  | .3  | 14,949                                    | .2  | 15,786                                    | .2  | 13,486                                   | .2  | 8,794                                      | .1  | 2,542                                     | -   | 4,516                                      | .1  | 436,574                                     | 5.8   |
|                        | M   | 12,311  | .2  | 7,222                                     | .1  | 7,033                                     | .1  | 7,181                                    | .1  | 5,379                                      | .1  | 1,485                                     | -   | 3,240                                      | -   | 160,395                                     | 2.1   |
|                        | F   | 11,543  | .2  | 7,727                                     | .1  | 8,753                                     | .1  | 6,305                                    | .1  | 3,415                                      | -   | 1,057                                     | -   | 1,276                                      | -   | 276,179                                     | 3.6   |
| 3                      | M+F | 45,572  | .6  | 42,112                                    | .6  | 38,621                                    | .5  | 28,197                                   | .4  | 12,942                                     | .2  | 4,546                                     | .1  | 11,844                                     | .2  | 780,268                                     | 10.3  |
|                        | M   | 19,853  | .3  | 18,298                                    | .2  | 16,019                                    | .2  | 11,912                                   | .2  | 6,086                                      | .1  | 2,338                                     | -   | 5,690                                      | .1  | 304,516                                     | 4.0   |
|                        | F   | 25,719  | .3  | 23,814                                    | .3  | 22,602                                    | .3  | 16,285                                   | .2  | 6,856                                      | .1  | 2,208                                     | -   | 6,154                                      | .1  | 475,752                                     | 6.3   |
| 4                      | M+F | 114,120   | 1.5 | 51,400                                    | .7  | 84,116                                    | 1.1 | 44,602                                   | .6  | 16,360                                     | .2  | 15,562                                    | .2  | 26,079                                     | .3  | 1,112,367                                   | 14.7  |
|                        | M   | 46,307  | .6  | 21,068                                    | .3  | 34,940                                    | .5  | 19,045                                   | .3  | 6,416                                      | .1  | 6,224                                     | .1  | 12,160                                     | .2  | 458,778                                     | 6.1   |
|                        | F   | 67,813  | .9  | 30,332                                    | .4  | 49,176                                    | .6  | 25,557                                   | .3  | 9,944                                      | .1  | 9,338                                     | .1  | 13,919                                     | .2  | 653,589                                     | 8.6   |
| 5                      | M+F | 110,640   | 1.5 | 87,158                                    | 1.2 | 89,057                                    | 1.2 | 86,008                                   | 1.1 | 43,213                                     | .6  | 35,372                                    | .5  | 27,568                                     | .4  | 1,070,870                                   | 14.1  |
|                        | M   | 53,416  | .7  | 43,223                                    | .6  | 38,732                                    | .5  | 37,743                                   | .5  | 19,028                                     | .3  | 18,351                                    | .2  | 13,598                                     | .2  | 495,658                                     | 6.5   |
|                        | F   | 57,224  | .8  | 43,935                                    | .6  | 50,325                                    | .7  | 48,265                                   | .6  | 24,185                                     | .3  | 17,021                                    | .2  | 13,970                                     | .2  | 575,212                                     | 7.6   |
| 6                      | M+F | 116,355   | 1.5 | 87,517                                    | 1.2 | 104,990                                   | 1.4 | 89,798                                   | 1.2 | 36,697                                     | .5  | 30,592                                    | .4  | 44,555                                     | .6  | 1,078,152                                   | 14.2  |
|                        | M   | 55,969  | .7  | 44,083                                    | .6  | 46,677                                    | .6  | 44,056                                   | .6  | 16,357                                     | .2  | 16,384                                    | .2  | 20,407                                     | .3  | 501,373                                     | 6.6   |
|                        | F   | 60,386  | .8  | 43,434                                    | .6  | 58,313                                    | .8  | 45,742                                   | .6  | 20,340                                     | .3  | 14,208                                    | .2  | 24,148                                     | .3  | 576,779                                     | 7.6   |
| 7                      | M+F | 99,339  | 1.3 | 72,499                                    | 1.0 | 114,496                                   | 1.5 | 77,236                                   | 1.0 | 38,988                                     | .5  | 31,599                                    | .4  | 46,931                                     | .6  | 898,767                                     | 11.9  |
|                        | M   | 48,479  | .6  | 31,220                                    | .4  | 53,522                                    | .7  | 34,536                                   | .5  | 19,764                                     | .3  | 15,402                                    | .2  | 20,559                                     | .3  | 442,221                                     | 5.8   |
|                        | F   | 50,860  | .7  | 41,279                                    | .5  | 60,974                                    | .8  | 42,700                                   | .6  | 19,224                                     | .3  | 16,197                                    | .2  | 26,372                                     | .3  | 456,546                                     | 6.0   |
| 8                      | M+F | 88,146  | 1.2 | 76,800                                    | 1.0 | 96,163                                    | 1.3 | 74,491                                   | 1.0 | 40,853                                     | .5  | 27,523                                    | .4  | 45,265                                     | .6  | 768,579                                     | 10.1  |
|                        | M   | 43,911  | .6  | 35,726                                    | .5  | 47,583                                    | .6  | 36,196                                   | .5  | 19,599                                     | .3  | 8,535                                     | .1  | 24,864                                     | .3  | 386,666                                     | 5.1   |
|                        | F   | 44,235  | .6  | 41,074                                    | .5  | 48,580                                    | .6  | 38,295                                   | .5  | 21,254                                     | .3  | 18,988                                    | .3  | 20,401                                     | .3  | 381,913                                     | 5.0   |
| 9                      | M+F | 52,411  | .7  | 61,625                                    | .8  | 81,989                                    | 1.1 | 51,920                                   | .7  | 25,370                                     | .3  | 33,445                                    | .4  | 22,287                                     | .3  | 516,533                                     | 6.8   |
|                        | M   | 24,843  | .3  | 30,050                                    | .4  | 40,669                                    | .5  | 20,478                                   | .3  | 13,997                                     | .2  | 14,265                                    | .2  | 9,337                                      | .1  | 239,411                                     | 3.2   |
|                        | F   | 27,568  | .4  | 31,575                                    | .4  | 41,320                                    | .5  | 31,442                                   | .4  | 11,373                                     | .2  | 19,180                                    | .3  | 12,950                                     | .2  | 277,122                                     | 3.7   |
| 10 and<br>above        | M+F | 62,333  | .8  | 53,456                                    | .7  | 117,131                                   | 1.5 | 71,989                                   | 1.0 | 53,108                                     | .7  | 52,561                                    | .7  | 154,415                                    | 2.0 | 749,698                                     | 9.9   |
|                        | M   | 31,205  | .4  | 27,652                                    | .4  | 55,258                                    | .7  | 35,558                                   | .5  | 24,952                                     | .3  | 25,728                                    | .3  | 73,264                                     | 1.0 | 366,294                                     | 4.8   |
|                        | F   | 31,128  | .4  | 25,804                                    | .3  | 61,873                                    | .8  | 36,431                                   | .5  | 28,156                                     | .4  | 26,833                                    | .4  | 81,151                                     | 1.1 | 383,404                                     | 5.1   |
| Total                  | M+F | 717,065   | 9.5 | 555,200                                   | 7.3 | 747,341                                   | 9.9 | 540,583                                  | 7.1 | 277,479                                    | 3.7 | 235,315                                   | 3.1 | 383,665                                    | 5.1 | 7,574,881                                   | 100.0 |
|                        | M   | 338,648   | 4.5 | 264,834                                   | 3.5 | 344,736                                   | 4.6 | 248,943                                  | 3.3 | 132,732                                    | 1.8 | 110,224                                   | 1.5 | 183,324                                    | 2.4 | 3,421,216                                   | 45.2  |
|                        | F   | 378,417   | 5.0 | 290,366                                   | 3.8 | 402,605                                   | 5.3 | 291,640                                  | 3.9 | 144,747                                    | 1.9 | 125,091                                   | 1.7 | 200,341                                    | 2.6 | 4,153,665                                   | 54.8  |



Table 13c: (Contd.) Distribution of members of households by age, sex and receipt group - COUNTRY - URBAN

| Age Group   | Sex | R E C E I P T G R O U P (BIRR) |     |             |     |             |     |              |     |               |     |               |     |                |     | T o t a l |       |
|-------------|-----|--------------------------------|-----|-------------|-----|-------------|-----|--------------|-----|---------------|-----|---------------|-----|----------------|-----|-----------|-------|
|             |     | 4200 - 5399                    |     | 5400 - 6599 |     | 6600 - 8999 |     | 9000 - 12599 |     | 12600 - 16199 |     | 16200 - 19999 |     | 20000 and over |     | No.       | %     |
|             |     | No.                            | %   | No.         | %   | No.         | %   | No.          | %   | No.           | %   | No.           | %   | No.            | %   |           |       |
| 0- 9        | M+F | 171,956                        | 2.3 | 133,523     | 1.8 | 171,375     | 2.3 | 106,646      | 1.4 | 52,092        | .7  | 47,293        | .6  | 50,814         | .7  | 1,799,087 | 23.8  |
|             | M   | 85,355                         | 1.1 | 68,679      | .9  | 86,875      | 1.1 | 47,388       | .6  | 25,032        | .3  | 25,076        | .3  | 28,486         | .4  | 884,736   | 11.7  |
|             | F   | 86,601                         | 1.1 | 64,844      | .9  | 84,500      | 1.1 | 59,258       | .8  | 27,060        | .4  | 22,217        | .3  | 22,328         | .3  | 914,351   | 12.1  |
| 10-14       | M+F | 100,265                        | 1.3 | 83,758      | 1.1 | 120,443     | 1.6 | 83,172       | 1.1 | 40,354        | .5  | 38,616        | .5  | 49,904         | .7  | 1,122,318 | 14.8  |
|             | M   | 46,482                         | .6  | 44,820      | .6  | 53,048      | .7  | 39,395       | .5  | 17,293        | .2  | 17,240        | .2  | 22,760         | .3  | 535,077   | 7.1   |
|             | F   | 53,783                         | .7  | 38,938      | .5  | 67,395      | .9  | 43,777       | .6  | 23,061        | .3  | 21,376        | .3  | 27,144         | .4  | 587,241   | 7.8   |
| 15-19       | M+F | 110,166                        | 1.5 | 85,115      | 1.1 | 117,050     | 1.5 | 88,776       | 1.2 | 50,458        | .7  | 38,079        | .5  | 63,966         | .8  | 1,101,426 | 14.5  |
|             | M   | 51,680                         | .7  | 32,584      | .4  | 49,594      | .7  | 40,615       | .5  | 22,668        | .3  | 12,561        | .2  | 30,782         | .4  | 490,084   | 6.5   |
|             | F   | 58,486                         | .8  | 52,531      | .7  | 67,456      | .9  | 48,161       | .6  | 27,790        | .4  | 25,518        | .3  | 33,184         | .4  | 611,342   | 8.1   |
| 20-24       | M+F | 70,763                         | .9  | 57,753      | .8  | 70,921      | .9  | 55,948       | .7  | 33,874        | .4  | 28,239        | .4  | 59,482         | .8  | 713,819   | 9.4   |
|             | M   | 31,157                         | .4  | 24,440      | .3  | 29,425      | .4  | 24,968       | .3  | 15,347        | .2  | 14,980        | .2  | 24,783         | .3  | 286,105   | 3.8   |
|             | F   | 39,606                         | .5  | 33,313      | .4  | 41,496      | .5  | 30,980       | .4  | 18,527        | .2  | 13,259        | .2  | 34,699         | .5  | 427,714   | 5.6   |
| 25-29       | M+F | 67,058                         | .9  | 42,615      | .6  | 65,982      | .9  | 53,046       | .7  | 26,340        | .3  | 15,721        | .2  | 42,859         | .6  | 629,432   | 8.3   |
|             | M   | 25,493                         | .3  | 17,903      | .2  | 23,493      | .3  | 19,255       | .3  | 14,120        | .2  | 5,285         | .1  | 20,825         | .3  | 231,646   | 3.1   |
|             | F   | 41,565                         | .5  | 24,712      | .3  | 42,489      | .6  | 33,791       | .4  | 12,220        | .2  | 10,436        | .1  | 22,034         | .3  | 397,786   | 5.3   |
| 30-34       | M+F | 44,565                         | .6  | 31,405      | .4  | 38,145      | .5  | 34,416       | .5  | 15,446        | .2  | 14,692        | .2  | 21,862         | .3  | 411,892   | 5.4   |
|             | M   | 25,403                         | .3  | 17,030      | .2  | 20,010      | .3  | 17,345       | .2  | 7,019         | .1  | 6,576         | .1  | 10,792         | .1  | 195,810   | 2.6   |
|             | F   | 19,162                         | .3  | 14,375      | .2  | 18,135      | .2  | 17,071       | .2  | 8,427         | .1  | 8,116         | .1  | 11,070         | .1  | 216,082   | 2.9   |
| 35-39       | M+F | 39,566                         | .5  | 31,090      | .4  | 48,062      | .6  | 34,364       | .5  | 16,930        | .2  | 19,972        | .3  | 23,353         | .3  | 462,177   | 6.1   |
|             | M   | 17,590                         | .2  | 14,206      | .2  | 22,352      | .3  | 14,170       | .2  | 9,188         | .1  | 10,479        | .1  | 7,493          | .1  | 190,048   | 2.5   |
|             | F   | 21,976                         | .3  | 16,884      | .2  | 25,710      | .3  | 20,194       | .3  | 7,742         | .1  | 9,493         | .1  | 15,860         | .2  | 272,129   | 3.6   |
| 40-44       | M+F | 30,106                         | .4  | 23,624      | .3  | 33,783      | .4  | 22,667       | .3  | 9,823         | .1  | 9,631         | .1  | 15,433         | .2  | 316,967   | 4.2   |
|             | M   | 14,637                         | .2  | 12,564      | .2  | 17,024      | .2  | 13,232       | .2  | 4,279         | .1  | 5,314         | .1  | 8,173          | .1  | 149,780   | 2.0   |
|             | F   | 15,469                         | .2  | 11,060      | .1  | 16,759      | .2  | 9,435        | .1  | 5,544         | .1  | 4,317         | .1  | 7,260          | .1  | 167,187   | 2.2   |
| 45-49       | M+F | 20,104                         | .3  | 19,366      | .3  | 23,898      | .3  | 18,979       | .3  | 12,102        | .2  | 6,186         | .1  | 15,595         | .2  | 256,988   | 3.4   |
|             | M   | 11,226                         | .1  | 8,339       | .1  | 12,040      | .2  | 10,237       | .1  | 5,842         | .1  | 3,036         | -   | 6,981          | .1  | 128,234   | 1.7   |
|             | F   | 8,878                          | .1  | 11,027      | .1  | 11,858      | .2  | 8,742        | .1  | 6,260         | .1  | 3,150         | -   | 8,614          | .1  | 128,754   | 1.7   |
| 50-54       | M+F | 14,185                         | .2  | 13,741      | .2  | 15,027      | .2  | 13,766       | .2  | 6,831         | .1  | 3,978         | .1  | 10,631         | .1  | 202,192   | 2.7   |
|             | M   | 7,180                          | .1  | 7,829       | .1  | 8,379       | .1  | 8,168        | .1  | 4,954         | .1  | 1,558         | -   | 4,903          | .1  | 90,834    | 1.2   |
|             | F   | 7,005                          | .1  | 5,912       | .1  | 6,648       | .1  | 5,598        | .1  | 1,877         | -   | 2,420         | -   | 5,728          | .1  | 111,358   | 1.5   |
| 55-59       | M+F | 16,279                         | .2  | 7,360       | .1  | 16,142      | .2  | 8,028        | .1  | 3,467         | -   | 4,414         | .1  | 10,371         | .1  | 159,090   | 2.1   |
|             | M   | 4,747                          | .1  | 3,876       | .1  | 10,024      | .1  | 5,293        | .1  | 1,126         | -   | 1,212         | -   | 7,498          | .1  | 65,354    | .9    |
|             | F   | 11,532                         | .2  | 3,484       | -   | 6,118       | .1  | 2,735        | -   | 2,341         | -   | 3,202         | -   | 2,873          | -   | 93,736    | 1.2   |
| 60-64       | M+F | 11,692                         | .2  | 10,322      | .1  | 9,327       | .1  | 6,627        | .1  | 4,271         | .1  | 5,720         | .1  | 8,084          | .1  | 141,196   | 1.9   |
|             | M   | 5,388                          | .1  | 5,731       | .1  | 6,247       | .1  | 3,308        | -   | 2,883         | -   | 4,632         | .1  | 5,295          | .1  | 67,128    | .9    |
|             | F   | 6,304                          | .1  | 4,591       | .1  | 3,080       | -   | 3,319        | -   | 1,388         | -   | 1,088         | -   | 2,789          | -   | 74,068    | 1.0   |
| 65 and over | M+F | 20,359                         | .3  | 15,530      | .2  | 17,187      | .2  | 14,146       | .2  | 5,492         | .1  | 2,776         | -   | 11,313         | .1  | 258,304   | 3.4   |
|             | M   | 12,310                         | .2  | 6,834       | .1  | 6,226       | .1  | 5,568        | .1  | 2,982         | -   | 2,275         | -   | 4,555          | .1  | 106,386   | 1.4   |
|             | F   | 8,049                          | .1  | 8,696       | .1  | 10,961      | .1  | 8,578        | .1  | 2,510         | -   | 501           | -   | 6,758          | .1  | 151,918   | 2.0   |
| Total       | M+F | 717,064                        | 9.5 | 555,202     | 7.3 | 747,342     | 9.9 | 540,581      | 7.1 | 277,480       | 3.7 | 235,317       | 3.1 | 383,667        | 5.1 | 7,574,888 | 100.0 |
|             | M   | 338,648                        | 4.5 | 264,835     | 3.5 | 344,737     | 4.6 | 248,942      | 3.3 | 132,733       | 1.8 | 110,224       | 1.5 | 183,326        | 2.4 | 3,421,222 | 45.2  |
|             | F   | 378,416                        | 5.0 | 290,367     | 3.8 | 402,605     | 5.3 | 291,639      | 3.9 | 144,747       | 1.9 | 125,093       | 1.7 | 200,341        | 2.6 | 4,153,666 | 54.8  |

Table 14c: Distribution of households by income and domestic expenditure group - COUNTRY - URBAN

| Domestic<br>Expenditure<br>Group (Birr) | I N C O M E    G R O U P (BIRR) |      |           |     |             |     |             |      |             |     |             |     |             |     |
|---|---------------------------------|------|-----------|-----|-------------|-----|-------------|------|-------------|-----|-------------|-----|-------------|-----|
|   | Below 600                       |      | 600 - 999 |     | 1000 - 1399 |     | 1400 - 1999 |      | 2000 - 2599 |     | 2600 - 3399 |     | 3400 - 4199 |     |
|   | No.                             | %    | No.       | %   | No.         | %   | No.         | %    | No.         | %   | No.         | %   | No.         | %   |
| Below 600                               | 1,892                           | .1   | -         | -   | -           | -   | -           | -    | -           | -   | -           | -   | -           | -   |
| 600 - 999                               | 10,437                          | .6   | 1,421     | .1  | -           | -   | 10          | -    | -           | -   | -           | -   | -           | -   |
| 1000 - 1399                             | 20,270                          | 1.2  | 6,797     | .4  | 1,178       | .1  | 403         | -    | 333         | -   | -           | -   | -           | -   |
| 1400 - 1999                             | 41,523                          | 2.5  | 18,780    | 1.1 | 11,624      | .7  | 7,729       | .5   | 592         | -   | 528         | -   | 150         | -   |
| 2000 - 2599                             | 41,900                          | 2.5  | 27,212    | 1.6 | 21,097      | 1.3 | 11,507      | .7   | 3,973       | .2  | 1,955       | .1  | 1,083       | .1  |
| 2600 - 3399                             | 35,162                          | 2.1  | 30,914    | 1.9 | 28,593      | 1.7 | 38,569      | 2.3  | 20,600      | 1.2 | 14,708      | .9  | 4,532       | .3  |
| 3400 - 4199                             | 23,615                          | 1.4  | 23,718    | 1.4 | 27,955      | 1.7 | 33,676      | 2.0  | 23,917      | 1.4 | 16,552      | 1.0 | 6,665       | .4  |
| 4200 - 5399                             | 23,333                          | 1.4  | 24,936    | 1.5 | 25,465      | 1.5 | 38,789      | 2.3  | 39,625      | 2.4 | 35,495      | 2.1 | 26,671      | 1.6 |
| 5400 - 6599                             | 15,461                          | .9   | 11,030    | .7  | 15,185      | .9  | 17,070      | 1.0  | 18,928      | 1.1 | 26,324      | 1.6 | 24,525      | 1.5 |
| 6600 - 8999                             | 9,628                           | .6   | 7,053     | .4  | 7,784       | .5  | 17,724      | 1.1  | 20,688      | 1.2 | 32,135      | 1.9 | 29,987      | 1.8 |
| 9000 - 12599                            | 7,900                           | .5   | 6,067     | .4  | 3,258       | .2  | 8,713       | .5   | 7,370       | .4  | 14,302      | .9  | 11,756      | .7  |
| 12600 - 16199                           | 1,724                           | .1   | 680       | -   | 1,317       | .1  | 1,514       | .1   | 1,648       | .1  | 3,403       | .2  | 5,118       | .3  |
| 16200 - 19999                           | 137                             | -    | 33        | -   | 37          | -   | 974         | .1   | 2,047       | .1  | 1,160       | .1  | 841         | .1  |
| 20000 and over                          | 457                             | -    | 764       | -   | 1,008       | .1  | 1,061       | .1   | 1,054       | .1  | 967         | .1  | 950         | .1  |
| T o t a l                               | 233,439                         | 14.0 | 159,405   | 9.6 | 144,501     | 8.7 | 177,739     | 10.7 | 140,775     | 8.5 | 147,529     | 8.9 | 112,278     | 6.8 |

Table 14c: (Contd.) Distribution of households by income and domestic expenditure group - COUNTRY - URBAN

| Domestic<br>Expenditure<br>Group (Birr) | I N C O M E   G R O U P (BIRR) |     |                        |     |                        |     |                         |     |                          |     |                         |     |                           |     | T o t a l<br>No.   % |       |
|---|--------------------------------|-----|------------------------|-----|------------------------|-----|-------------------------|-----|--------------------------|-----|-------------------------|-----|---------------------------|-----|----------------------|-------|
|   | 4200 - 5399<br>No.   %         |     | 5400 - 6599<br>No.   % |     | 6600 - 8999<br>No.   % |     | 9000 - 12599<br>No.   % |     | 12600 - 16199<br>No.   % |     | 16200 -19999<br>No.   % |     | 20000 and over<br>No.   % |     |                      |       |
| Below   600                             | -                              | -   | -                      | -   | -                      | -   | -                       | -   | -                        | -   | -                       | -   | -                         | -   | 1,892                | .1    |
| 600 -   999                             | -                              | -   | -                      | -   | -                      | -   | -                       | -   | -                        | -   | -                       | -   | -                         | -   | 11,868               | .7    |
| 1000 - 1399                             | -                              | -   | -                      | -   | -                      | -   | -                       | -   | -                        | -   | -                       | -   | -                         | -   | 28,981               | 1.7   |
| 1400 - 1999                             | -                              | -   | -                      | -   | -                      | -   | 290                     | -   | -                        | -   | -                       | -   | -                         | -   | 81,216               | 4.9   |
| 2000 - 2599                             | -                              | -   | -                      | -   | -                      | -   | -                       | -   | -                        | -   | -                       | -   | -                         | -   | 108,727              | 6.5   |
| 2600 - 3399                             | 829                            | -   | 786                    | -   | 601                    | -   | 21                      | -   | -                        | -   | -                       | -   | -                         | -   | 175,315              | 10.5  |
| 3400 - 4199                             | 4,458                          | .3  | 3,380                  | .2  | 3,719                  | .2  | 786                     | -   | -                        | -   | 1,661                   | .1  | 499                       | -   | 170,601              | 10.3  |
| 4200 - 5399                             | 19,333                         | 1.2 | 9,976                  | .6  | 6,037                  | .4  | 1,210                   | .1  | 33                       | -   | 431                     | -   | -                         | -   | 251,334              | 15.1  |
| 5400 - 6599                             | 22,208                         | 1.3 | 14,731                 | .9  | 9,477                  | .6  | 3,935                   | .2  | 1,021                    | .1  | 80                      | -   | 1,250                     | .1  | 181,225              | 10.9  |
| 6600 - 8999                             | 44,668                         | 2.7 | 33,497                 | 2.0 | 28,789                 | 1.7 | 15,347                  | .9  | 4,289                    | .3  | 1,734                   | .1  | 1,378                     | .1  | 254,701              | 15.3  |
| 9000 - 12599                            | 22,339                         | 1.3 | 19,577                 | 1.2 | 33,717                 | 2.0 | 24,907                  | 1.5 | 8,650                    | .5  | 3,978                   | .2  | 3,321                     | .2  | 175,855              | 10.6  |
| 12600 - 16199                           | 5,950                          | .4  | 8,998                  | .5  | 18,901                 | 1.1 | 13,958                  | .8  | 11,714                   | .7  | 5,221                   | .3  | 3,402                     | .2  | 83,548               | 5.0   |
| 16200 - 19999                           | 2,346                          | .1  | 3,218                  | .2  | 9,145                  | .5  | 11,894                  | .7  | 8,196                    | .5  | 7,112                   | .4  | 5,886                     | .4  | 53,026               | 3.2   |
| 20000 and over                          | 2,740                          | .2  | 3,008                  | .2  | 6,160                  | .4  | 10,595                  | .6  | 10,400                   | .6  | 10,378                  | .6  | 35,318                    | 2.1 | 84,860               | 5.1   |
| T o t a l                               | 124,871                        | 7.5 | 97,171                 | 5.8 | 116,546                | 7.0 | 82,943                  | 5.0 | 44,303                   | 2.7 | 30,595                  | 1.8 | 51,054                    | 3.1 | 1,663,149            | 100.0 |

Table 15c: Value of expenditure (i.e., all payments) by Expenditure Group - Country Urban

| Expenditure Item            | E X P E N D I T U R G R O U P (B I R R) |           |          |           |           |           |           |           |
|-----------------------------|---|-----------|----------|-----------|-----------|-----------|-----------|-----------|
|                             |   | Below 600 | 600- 999 | 1000-1399 | 1400-1999 | 2000-2599 | 2600-3399 | 3400-4199 |
| Total- All Items            | PHH                                     | 557.02    | 972.39   | 1309.78   | 2028.03   | 2639.56   | 3510.96   | 4486.47   |
|                             | PP                                      | 557.02    | 923.08   | 949.65    | 1140.87   | 1233.42   | 1496.64   | 1729.58   |
|                             | %                                       | 100.00    | 100.00   | 100.00    | 100.00    | 100.00    | 100.00    | 100.00    |
| FOOD                        | PHH                                     | 289.08    | 532.86   | 795.62    | 1078.19   | 1430.61   | 1814.92   | 2253.14   |
|                             | PP                                      | 289.08    | 499.72   | 552.56    | 578.54    | 626.71    | 747.75    | 786.71    |
|                             | %                                       | 51.90     | 54.80    | 60.74     | 53.16     | 54.20     | 51.69     | 50.22     |
| Cereals Unmilled            | PHH                                     | 24.69     | 20.16    | 39.98     | 44.08     | 46.29     | 50.80     | 67.62     |
|                             | PP                                      | 24.69     | 18.94    | 23.71     | 23.43     | 18.75     | 18.79     | 20.42     |
|                             | %                                       | 4.43      | 2.07     | 3.05      | 2.17      | 1.75      | 1.45      | 1.51      |
| Cereals Milled              | PHH                                     | 104.05    | 217.09   | 273.76    | 405.02    | 538.68    | 618.78    | 760.18    |
|                             | PP                                      | 104.05    | 197.49   | 179.49    | 198.81    | 224.23    | 234.98    | 239.09    |
|                             | %                                       | 18.68     | 22.33    | 20.90     | 19.97     | 20.41     | 17.62     | 16.94     |
| Pulses Unmilled             | PHH                                     | 17.51     | 36.77    | 27.69     | 25.10     | 25.91     | 27.43     | 33.90     |
|                             | PP                                      | 17.51     | 36.40    | 17.26     | 13.45     | 11.47     | 10.52     | 9.74      |
|                             | %                                       | 3.14      | 3.78     | 2.11      | 1.24      | .98       | .78       | .76       |
| Pulses milled               | PHH                                     | 21.48     | 42.30    | 69.89     | 90.97     | 123.47    | 150.92    | 170.42    |
|                             | PP                                      | 21.48     | 40.14    | 50.15     | 49.90     | 54.37     | 61.86     | 57.08     |
|                             | %                                       | 3.86      | 4.35     | 5.34      | 4.49      | 4.68      | 4.30      | 3.80      |
| Oil seed                    | PHH                                     | -         | 1.67     | 2.29      | 2.00      | 2.98      | 2.64      | 5.62      |
|                             | PP                                      | -         | 1.57     | 1.19      | .99       | 1.27      | .84       | 2.27      |
|                             | %                                       | -         | .17      | .17       | .10       | .11       | .08       | .13       |
| Cereal preparations         | PHH                                     | -         | -        | .61       | 2.78      | 2.92      | 7.58      | 11.29     |
|                             | PP                                      | -         | -        | .43       | 2.22      | 1.95      | 3.72      | 5.73      |
|                             | %                                       | -         | -        | .05       | .14       | .11       | .22       | .25       |
| Bread & other prepared food | PHH                                     | 80.07     | 64.33    | 136.40    | 152.35    | 179.82    | 252.38    | 272.57    |
|                             | PP                                      | 80.07     | 59.53    | 106.25    | 90.80     | 79.75     | 104.31    | 107.95    |
|                             | %                                       | 14.37     | 6.62     | 10.41     | 7.51      | 6.81      | 7.19      | 6.08      |
| Meat                        | PHH                                     | -         | 2.09     | 14.68     | 16.98     | 34.10     | 70.64     | 132.40    |
|                             | PP                                      | -         | 2.06     | 11.83     | 8.77      | 18.42     | 34.36     | 50.23     |
|                             | %                                       | -         | .21      | 1.12      | .84       | 1.29      | 2.01      | 2.95      |
| Fish                        | PHH                                     | -         | -        | -         | .09       | .68       | .69       | .76       |
|                             | PP                                      | -         | -        | -         | .03       | .24       | .20       | .25       |
|                             | %                                       | -         | -        | -         | -         | .03       | .02       | .02       |
| Milk, Cheese and Egg        | PHH                                     | -         | 1.97     | .61       | 7.62      | 12.17     | 20.82     | 31.75     |
|                             | PP                                      | -         | 1.95     | .40       | 4.19      | 5.59      | 9.07      | 13.76     |
|                             | %                                       | -         | .20      | .05       | .38       | .46       | .59       | .71       |

Table 15c (Contd.): Value of expenditure (i.e., all payments) by Expenditure group - Country Urban

| Expenditure Item            | E X P E N D I T U R G R O U P (B I R R) |                              |                               |                               |                               |                               |                               | T o t a l                    |
|-----------------------------|---|------------------------------|-------------------------------|-------------------------------|-------------------------------|-------------------------------|-------------------------------|------------------------------|
|                             | 4200-5399                               | 5400-6599                    | 6600-8999                     | 9000-12599                    | 12600-16199                   | 16200 -19999                  | 20,000 & over                 |                              |
| Total- All Items            | PHH 5803.93<br>PP 1829.75<br>% 100.00   | 7689.99<br>2108.32<br>100.00 | 10070.18<br>2544.82<br>100.00 | 13059.22<br>2977.71<br>100.00 | 19025.42<br>3527.28<br>100.00 | 23445.11<br>4166.46<br>100.00 | 45712.93<br>7537.10<br>100.00 | 9806.01<br>2400.71<br>100.00 |
| FOOD                        | PHH 2752.06<br>PP 797.84<br>% 47.42     | 3291.35<br>849.86<br>42.80   | 3940.18<br>917.21<br>39.13    | 4806.41<br>983.89<br>36.80    | 5906.94<br>1026.46<br>31.05   | 6445.68<br>1113.53<br>27.49   | 8163.85<br>1303.56<br>17.86   | 3391.55<br>853.51<br>34.59   |
| Cereals Unmilled            | PHH 74.19<br>PP 17.96<br>% 1.28         | 89.12<br>19.21<br>1.16       | 110.96<br>20.84<br>1.10       | 95.63<br>18.28<br>.73         | 118.38<br>18.62<br>.62        | 157.05<br>25.78<br>.67        | 177.39<br>27.38<br>.39        | 86.37<br>20.11<br>.88        |
| Cereals Milled              | PHH 915.36<br>PP 243.99<br>% 15.77      | 1133.86<br>266.32<br>14.74   | 1209.63<br>255.96<br>12.01    | 1483.78<br>280.61<br>11.36    | 1866.24<br>305.79<br>9.81     | 1883.70<br>316.35<br>8.03     | 2073.72<br>319.74<br>4.54     | 1068.27<br>254.84<br>10.89   |
| Pulses Unmilled             | PHH 32.92<br>PP 7.72<br>% .57           | 30.66<br>7.21<br>.40         | 33.44<br>6.52<br>.33          | 34.67<br>6.72<br>.27          | 32.68<br>5.58<br>.17          | 41.01<br>6.99<br>.17          | 46.56<br>6.87<br>.10          | 32.48<br>8.61<br>.33         |
| Pulses milled               | PHH 201.87<br>PP 56.69<br>% 3.48        | 238.45<br>61.12<br>3.10      | 249.32<br>55.76<br>2.48       | 299.47<br>58.94<br>2.29       | 350.85<br>57.79<br>1.84       | 372.23<br>63.16<br>1.59       | 391.92<br>60.46<br>.86        | 223.28<br>57.55<br>2.28      |
| Oil seed                    | PHH 1.92<br>PP .53<br>% .03             | 4.30<br>1.08<br>.06          | 2.40<br>.47<br>.02            | 1.93<br>.39<br>.01            | 2.33<br>.41<br>.01            | 2.30<br>.38<br>.01            | 1.83<br>.30<br>-              | 2.81<br>.84<br>.03           |
| Cereal preparations         | PHH 19.47<br>PP 8.97<br>% .34           | 27.74<br>9.58<br>.36         | 39.58<br>11.50<br>.39         | 66.25<br>15.62<br>.51         | 87.30<br>16.32<br>.46         | 96.89<br>17.30<br>.41         | 153.10<br>24.82<br>.33        | 36.61<br>9.67<br>.37         |
| Bread & other prepared food | PHH 308.67<br>PP 93.99<br>% 5.32        | 335.52<br>85.35<br>4.36      | 362.81<br>85.75<br>3.60       | 412.10<br>88.06<br>3.16       | 348.03<br>60.73<br>1.83       | 444.43<br>80.00<br>1.90       | 505.67<br>80.08<br>1.11       | 316.48<br>89.72<br>3.23      |
| Meat                        | PHH 177.95<br>PP 63.00<br>% 3.07        | 212.39<br>65.07<br>2.76      | 375.14<br>102.61<br>3.73      | 545.27<br>118.62<br>4.18      | 889.85<br>162.78<br>4.68      | 939.05<br>164.87<br>4.01      | 1548.54<br>247.44<br>3.39     | 343.15<br>81.55<br>3.50      |
| Fish                        | PHH 1.70<br>PP .53<br>% .03             | 2.57<br>.61<br>.03           | 3.93<br>1.13<br>.04           | 7.21<br>1.48<br>.06           | 6.44<br>1.69<br>.03           | 11.87<br>2.26<br>.05          | 15.30<br>2.88<br>.03          | 3.58<br>.85<br>.04           |
| Milk, Cheese and Egg        | PHH 55.16<br>PP 15.73<br>% .95          | 72.23<br>18.96<br>.94        | 132.29<br>27.97<br>1.31       | 158.54<br>34.08<br>1.21       | 170.92<br>31.41<br>.90        | 238.18<br>38.72<br>1.02       | 344.11<br>55.14<br>.75        | 93.61<br>20.91<br>.95        |



Table 15c: Value of expenditure (i.e., all payments) by Expenditure Group - Country Urban

| Expenditure Item                     |     | E X P E N D I T U R G R O U P (B I R R) |          |           |           |           |           |           |
|--------------------------------------|-----|---|----------|-----------|-----------|-----------|-----------|-----------|
|                                      |     | Below 600                               | 600- 999 | 1000-1399 | 1400-1999 | 2000-2599 | 2600-3399 | 3400-4199 |
| Oils and Fats                        | PHH | 6.33                                    | 11.94    | 24.40     | 44.72     | 78.42     | 120.22    | 173.19    |
|                                      | PP  | 6.33                                    | 11.80    | 18.33     | 27.82     | 39.12     | 56.28     | 68.41     |
|                                      | %   | 1.14                                    | 1.23     | 1.86      | 2.20      | 2.97      | 3.42      | 3.86      |
| Vegetables                           | PHH | 13.16                                   | 26.52    | 45.04     | 62.61     | 86.38     | 112.98    | 144.48    |
|                                      | PP  | 13.16                                   | 25.27    | 27.62     | 32.41     | 38.01     | 48.47     | 52.09     |
|                                      | %   | 2.36                                    | 2.73     | 3.44      | 3.09      | 3.27      | 3.22      | 3.22      |
| Fruits                               | PHH | -                                       | .78      | .13       | 2.84      | 5.55      | 9.39      | 5.30      |
|                                      | PP  | -                                       | .78      | .06       | 1.06      | 1.99      | 3.50      | 2.03      |
|                                      | %   | -                                       | .08      | .01       | .14       | .21       | .27       | .12       |
| Spices                               | PHH | 3.61                                    | 27.58    | 39.59     | 55.42     | 78.01     | 100.99    | 122.73    |
|                                      | PP  | 3.61                                    | 27.16    | 30.43     | 29.85     | 35.24     | 44.63     | 42.47     |
|                                      | %   | .65                                     | 2.84     | 3.02      | 2.73      | 2.96      | 2.88      | 2.74      |
| Potatoes, other tubers & stems       | PHH | 7.37                                    | 12.64    | 30.86     | 39.31     | 59.18     | 76.72     | 78.15     |
|                                      | PP  | 7.37                                    | 12.15    | 19.94     | 20.22     | 24.40     | 32.78     | 24.72     |
|                                      | %   | 1.32                                    | 1.30     | 2.36      | 1.94      | 2.24      | 2.19      | 1.74      |
| Coffee, Tea, Chat & Buckthorn leaves | PHH | 7.86                                    | 46.45    | 65.56     | 88.57     | 107.62    | 126.91    | 145.24    |
|                                      | PP  | 7.86                                    | 45.44    | 46.91     | 51.56     | 47.64     | 55.34     | 52.70     |
|                                      | %   | 1.41                                    | 4.78     | 5.01      | 4.37      | 4.08      | 3.61      | 3.24      |
| Other food items                     | PHH | 2.96                                    | 20.57    | 24.12     | 37.72     | 48.42     | 65.05     | 97.54     |
|                                      | PP  | 2.96                                    | 19.05    | 18.57     | 23.05     | 24.27     | 28.09     | 37.75     |
|                                      | %   | .53                                     | 2.12     | 1.84      | 1.86      | 1.83      | 1.85      | 2.17      |
| BEVERAGES                            | PHH | -                                       | .81      | 1.62      | 2.67      | 4.80      | 6.95      | 5.75      |
|                                      | PP  | -                                       | .60      | 1.32      | 1.42      | 4.16      | 3.80      | 3.15      |
|                                      | %   | -                                       | .08      | .12       | .13       | .18       | .20       | .13       |
| Non-alcoholic                        | PHH | -                                       | -        | .39       | .14       | 1.55      | 2.39      | 1.80      |
|                                      | PP  | -                                       | -        | .32       | .09       | 1.55      | 1.61      | 1.13      |
|                                      | %   | -                                       | -        | .03       | .01       | .06       | .07       | .04       |
| Alcoholic                            | PHH | -                                       | .81      | 1.22      | 2.53      | 3.25      | 4.57      | 3.96      |
|                                      | PP  | -                                       | .60      | .99       | 1.33      | 2.61      | 2.19      | 2.02      |
|                                      | %   | -                                       | .08      | .09       | .12       | .12       | .13       | .09       |
| CIGARETTES AND TOBACCO               | PHH | -                                       | -        | .19       | 2.59      | 2.60      | 8.47      | 7.01      |
|                                      | PP  | -                                       | -        | .16       | 1.12      | 1.02      | 4.61      | 3.04      |
|                                      | %   | -                                       | -        | .01       | .13       | .10       | .24       | .16       |

Table 15c (Contd.): Value of expenditure (i.e., all payments) by Expenditure group - Country Urban

| Expenditure Item                     | E X P E N D I T U R G R O U P (B I R R) |           |           |           |            |             |              |               | T o t a l |
|--------------------------------------|---|-----------|-----------|-----------|------------|-------------|--------------|---------------|-----------|
|                                      |   | 4200-5399 | 5400-6599 | 6600-8999 | 9000-12599 | 12600-16199 | 16200 -19999 | 20,000 & over |           |
| Oils and Fats                        | PHH                                     | 229.84    | 288.29    | 381.28    | 487.81     | 644.29      | 708.42       | 1012.56       | 321.00    |
|                                      | PP                                      | 73.93     | 82.31     | 97.13     | 108.20     | 119.64      | 125.97       | 166.77        | 82.27     |
|                                      | %                                       | 3.96      | 3.75      | 3.79      | 3.74       | 3.39        | 3.02         | 2.22          | 3.27      |
| Vegetables                           | PHH                                     | 177.55    | 205.85    | 253.62    | 317.49     | 387.59      | 436.62       | 549.84        | 219.54    |
|                                      | PP                                      | 53.76     | 57.32     | 61.75     | 69.57      | 70.28       | 76.62        | 91.44         | 57.02     |
|                                      | %                                       | 3.06      | 2.68      | 2.52      | 2.43       | 2.04        | 1.86         | 1.20          | 2.24      |
| Fruits                               | PHH                                     | 6.48      | 8.22      | 14.40     | 21.88      | 26.94       | 45.80        | 70.24         | 14.84     |
|                                      | PP                                      | 2.18      | 2.79      | 4.18      | 5.19       | 5.77        | 7.89         | 12.39         | 3.76      |
|                                      | %                                       | .11       | .11       | .14       | .17        | .14         | .20          | .15           | .15       |
| Spices                               | PHH                                     | 151.79    | 179.62    | 198.10    | 254.87     | 310.11      | 303.12       | 367.67        | 175.73    |
|                                      | PP                                      | 45.76     | 48.39     | 47.11     | 52.36      | 55.36       | 54.60        | 60.54         | 46.10     |
|                                      | %                                       | 2.62      | 2.34      | 1.97      | 1.95       | 1.63        | 1.29         | .80           | 1.79      |
| Potatoes, other tubers & stems       | PHH                                     | 93.30     | 101.46    | 111.03    | 120.89     | 127.20      | 114.40       | 134.34        | 94.36     |
|                                      | PP                                      | 23.62     | 24.56     | 24.75     | 22.91      | 20.76       | 19.16        | 20.68         | 24.18     |
|                                      | %                                       | 1.61      | 1.32      | 1.10      | .93        | .67         | .49          | .29           | .96       |
| Coffee, Tea, Chat & Buckthorn leaves | PHH                                     | 181.01    | 204.50    | 247.85    | 267.73     | 281.46      | 337.56       | 380.61        | 201.34    |
|                                      | PP                                      | 52.65     | 57.31     | 66.60     | 55.52      | 49.20       | 60.70        | 65.51         | 56.04     |
|                                      | %                                       | 3.12      | 2.66      | 2.46      | 2.05       | 1.48        | 1.44         | .83           | 2.05      |
| Other food items                     | PHH                                     | 122.87    | 156.59    | 214.40    | 230.89     | 256.33      | 313.05       | 390.43        | 158.10    |
|                                      | PP                                      | 36.81     | 42.69     | 47.16     | 47.34      | 44.33       | 52.78        | 61.12         | 39.48     |
|                                      | %                                       | 2.12      | 2.04      | 2.13      | 1.77       | 1.35        | 1.34         | .85           | 1.61      |
| BEVERAGES                            | PHH                                     | 9.01      | 11.49     | 25.86     | 26.82      | 62.07       | 91.13        | 238.20        | 29.39     |
|                                      | PP                                      | 3.32      | 4.06      | 8.72      | 5.85       | 14.04       | 16.21        | 37.03         | 7.10      |
|                                      | %                                       | .16       | .15       | .26       | .21        | .33         | .39          | .52           | .30       |
| Non-alcoholic                        | PHH                                     | 2.34      | 2.52      | 12.00     | 13.35      | 31.89       | 67.22        | 162.83        | 16.48     |
|                                      | PP                                      | 1.25      | 1.28      | 4.35      | 3.15       | 7.30        | 12.00        | 28.30         | 3.92      |
|                                      | %                                       | .04       | .03       | .12       | .10        | .17         | .29          | .36           | .17       |
| Alcoholic                            | PHH                                     | 6.67      | 8.98      | 13.86     | 13.47      | 30.19       | 23.91        | 75.38         | 12.91     |
|                                      | PP                                      | 2.08      | 2.78      | 4.37      | 2.70       | 6.74        | 4.21         | 8.73          | 3.19      |
|                                      | %                                       | .11       | .12       | .14       | .10        | .16         | .10          | .16           | .13       |
| CIGARETTES AND TOBACCO               | PHH                                     | 16.37     | 16.98     | 26.85     | 27.04      | 44.77       | 72.34        | 160.28        | 25.94     |
|                                      | PP                                      | 4.86      | 4.65      | 8.80      | 6.15       | 10.21       | 13.54        | 24.88         | 6.37      |
|                                      | %                                       | .28       | .22       | .27       | .21        | .24         | .31          | .35           | .26       |

Table 15c: Value of expenditure (i.e., all payments) by Expenditure Group - Country Urban

| Expenditure Item                    |     | E X P E N D I T U R E G R O U P (B I R R) |          |           |           |           |           |           |
|-------------------------------------|-----|---|----------|-----------|-----------|-----------|-----------|-----------|
|                                     |     | Below 600                                 | 600- 999 | 1000-1399 | 1400-1999 | 2000-2599 | 2600-3399 | 3400-4199 |
| Cigarettes                          | PHH | -   | -        | .14       | 1.42      | 1.98      | 7.59      | 6.27      |
|                                     | PP  | -   | -        | .14       | .54       | .76       | 4.28      | 2.83      |
|                                     | %   | -   | -        | .01       | .07       | .07       | .22       | .14       |
| Tobacco'                            | PHH | -   | -        | .05       | 1.17      | .62       | .88       | .74       |
|                                     | PP  | -   | -        | .02       | .58       | .26       | .32       | .20       |
|                                     | %   | -   | -        | -         | .06       | .02       | .03       | .02       |
| FOOD & DRINKS TAKEN AWAY FROM HOME  | PHH | .86                                       | 17.44    | 16.77     | 34.61     | 31.95     | 52.51     | 60.44     |
|                                     | PP  | .86                                       | 16.89    | 15.75     | 27.73     | 25.18     | 32.62     | 32.67     |
|                                     | %   | .15                                       | 1.79     | 1.28      | 1.71      | 1.21      | 1.50      | 1.35      |
| Food & Drinks Taken Away From Home  | PHH | .86                                       | 17.44    | 16.77     | 34.61     | 31.95     | 52.51     | 60.44     |
|                                     | PP  | .86                                       | 16.89    | 15.75     | 27.73     | 25.18     | 32.62     | 32.67     |
|                                     | %   | .15                                       | 1.79     | 1.28      | 1.71      | 1.21      | 1.50      | 1.35      |
| CLOTHING & FOOTWEAR                 | PHH | 10.36                                     | 45.39    | 68.00     | 106.47    | 168.57    | 240.43    | 326.63    |
|                                     | PP  | 10.36                                     | 44.86    | 49.61     | 63.70     | 86.78     | 107.05    | 133.85    |
|                                     | %   | 1.86                                      | 4.67     | 5.19      | 5.25      | 6.39      | 6.85      | 7.28      |
| Cloths                              | PHH | .02                                       | 6.02     | 5.96      | 12.51     | 27.42     | 39.48     | 36.61     |
|                                     | PP  | .02                                       | 5.99     | 3.50      | 7.54      | 12.78     | 18.05     | 14.09     |
|                                     | %   | -   | .62      | .45       | .62       | 1.04      | 1.12      | .82       |
| Ready made for adults               | PHH | 10.23                                     | 24.39    | 36.43     | 62.00     | 89.11     | 125.66    | 173.69    |
|                                     | PP  | 10.23                                     | 24.07    | 26.58     | 38.45     | 47.38     | 54.97     | 74.00     |
|                                     | %   | 1.84                                      | 2.51     | 2.78      | 3.06      | 3.38      | 3.58      | 3.87      |
| Readymade for children              | PHH | -   | -        | .98       | .73       | 4.87      | 7.40      | 13.08     |
|                                     | PP  | -   | -        | .48       | .34       | 2.05      | 2.58      | 4.19      |
|                                     | %   | -   | -        | .08       | .04       | .18       | .21       | .29       |
| Headwear                            | PHH | -   | -        | 1.40      | -         | .18       | .37       | .33       |
|                                     | PP  | -   | -        | 1.40      | -         | .03       | .19       | .06       |
|                                     | %   | -   | -        | .11       | -         | .01       | .01       | .01       |
| Footwear & repairs                  | PHH | .10                                       | 14.98    | 23.22     | 31.22     | 47.00     | 67.52     | 102.92    |
|                                     | PP  | .10                                       | 14.81    | 17.65     | 17.37     | 24.55     | 31.27     | 41.51     |
|                                     | %   | .02                                       | 1.54     | 1.77      | 1.54      | 1.78      | 1.92      | 2.29      |
| RENT FUELS POWER WATER CONSTRUCTION | PHH | 86.62                                     | 205.37   | 257.88    | 364.74    | 449.27    | 557.07    | 688.63    |
|                                     | PP  | 86.62                                     | 193.58   | 198.01    | 215.16    | 220.98    | 247.51    | 279.83    |
|                                     | %   | 15.55                                     | 21.12    | 19.69     | 17.98     | 17.02     | 15.87     | 15.35     |
| House rent                          | PHH | 50.75                                     | 115.86   | 131.55    | 172.71    | 214.50    | 265.03    | 338.81    |
|                                     | PP  | 50.75                                     | 108.79   | 102.48    | 105.79    | 112.54    | 121.49    | 154.56    |
|                                     | %   | 9.11                                      | 11.91    | 10.04     | 8.52      | 8.13      | 7.55      | 7.55      |

Table 15c (Contd.): Value of expenditure (i.e., all payments) by Expenditure group - Country Urban

| Expenditure Item                    | E X P E N D I T U R G R O U P (B I R R) |           |           |           |            |             |              |               | T o t a l |
|-------------------------------------|---|-----------|-----------|-----------|------------|-------------|--------------|---------------|-----------|
|                                     |   | 4200-5399 | 5400-6599 | 6600-8999 | 9000-12599 | 12600-16199 | 16200 -19999 | 20,000 & over |           |
| Cigarettes                          | PHH                                     | 15.93     | 14.41     | 25.86     | 26.47      | 43.98       | 70.48        | 158.48        | 24.92     |
|                                     | PP                                      | 4.75      | 3.35      | 8.61      | 6.06       | 10.06       | 13.34        | 24.70         | 6.05      |
|                                     | %                                       | .27       | .19       | .26       | .20        | .23         | .30          | .35           | .25       |
| Tobacco'                            | PHH                                     | .44       | 2.57      | .99       | .56        | .80         | 1.87         | 1.80          | 1.02      |
|                                     | PP                                      | .11       | 1.30      | .19       | .09        | .15         | .20          | .19           | .32       |
|                                     | %                                       | .01       | .03       | .01       | -          | -           | .01          | -             | .01       |
| FOOD & DRINKS TAKEN AWAY FROM HOME  | PHH                                     | 84.53     | 66.82     | 139.64    | 199.83     | 234.58      | 295.71       | 463.35        | 123.35    |
|                                     | PP                                      | 48.04     | 31.56     | 54.27     | 83.33      | 59.72       | 60.27        | 96.31         | 47.84     |
|                                     | %                                       | 1.46      | .87       | 1.39      | 1.53       | 1.23        | 1.26         | 1.01          | 1.26      |
| Food & Drinks Taken Away From Home  | PHH                                     | 84.53     | 66.82     | 139.64    | 199.83     | 234.58      | 295.71       | 463.35        | 123.35    |
|                                     | PP                                      | 48.04     | 31.56     | 54.27     | 83.33      | 59.72       | 60.27        | 96.31         | 47.84     |
|                                     | %                                       | 1.46      | .87       | 1.39      | 1.53       | 1.23        | 1.26         | 1.01          | 1.26      |
| CLOTHING & FOOTWEAR                 | PHH                                     | 443.45    | 589.03    | 931.83    | 1259.22    | 1936.09     | 2354.73      | 3776.59       | 848.66    |
|                                     | PP                                      | 147.15    | 182.90    | 255.12    | 311.35     | 359.62      | 420.07       | 670.36        | 214.82    |
|                                     | %                                       | 7.64      | 7.66      | 9.25      | 9.64       | 10.18       | 10.04        | 8.26          | 8.65      |
| Cloths                              | PHH                                     | 48.91     | 73.47     | 101.54    | 157.92     | 210.30      | 231.73       | 307.86        | 91.77     |
|                                     | PP                                      | 17.26     | 23.01     | 28.24     | 39.92      | 41.92       | 38.74        | 53.38         | 24.38     |
|                                     | %                                       | .84       | .96       | 1.01      | 1.21       | 1.11        | .99          | .67           | .94       |
| Ready made for adults               | PHH                                     | 224.16    | 289.90    | 452.66    | 629.43     | 970.12      | 1139.98      | 2132.86       | 435.98    |
|                                     | PP                                      | 74.13     | 90.43     | 123.19    | 161.39     | 177.77      | 209.81       | 387.41        | 111.38    |
|                                     | %                                       | 3.86      | 3.77      | 4.50      | 4.82       | 5.10        | 4.86         | 4.67          | 4.45      |
| Readymade for children              | PHH                                     | 28.62     | 37.75     | 72.91     | 78.10      | 128.30      | 181.62       | 250.21        | 55.36     |
|                                     | PP                                      | 7.68      | 13.72     | 19.64     | 17.32      | 23.87       | 32.12        | 42.41         | 12.74     |
|                                     | %                                       | .49       | .49       | .72       | .60        | .67         | .77          | .55           | .56       |
| Headwear                            | PHH                                     | .26       | 2.12      | 1.60      | 1.86       | 3.12        | 1.87         | 3.81          | 1.23      |
|                                     | PP                                      | .10       | .39       | .83       | .48        | .83         | .28          | .63           | .37       |
|                                     | %                                       | -         | .03       | .02       | .01        | .02         | .01          | .01           | .01       |
| Footwear & repairs                  | PHH                                     | 141.50    | 185.78    | 303.12    | 391.91     | 624.25      | 799.53       | 1081.85       | 264.32    |
|                                     | PP                                      | 47.99     | 55.35     | 83.23     | 92.22      | 115.24      | 139.12       | 186.53        | 65.94     |
|                                     | %                                       | 2.44      | 2.42      | 3.01      | 3.00       | 3.28        | 3.41         | 2.37          | 2.70      |
| RENT FUELS POWER WATER CONSTRUCTION | PHH                                     | 839.01    | 1105.81   | 1397.01   | 2104.71    | 3075.97     | 4415.08      | 9874.41       | 1665.49   |
|                                     | PP                                      | 267.54    | 318.02    | 363.26    | 484.19     | 566.08      | 868.17       | 1804.84       | 414.79    |
|                                     | %                                       | 14.46     | 14.38     | 13.87     | 16.12      | 16.17       | 18.83        | 21.60         | 16.98     |
| House rent                          | PHH                                     | 413.38    | 547.54    | 733.52    | 1135.82    | 1799.53     | 2550.59      | 6591.14       | 950.91    |
|                                     | PP                                      | 141.00    | 169.93    | 206.75    | 278.01     | 325.53      | 517.49       | 1151.90       | 236.31    |
|                                     | %                                       | 7.12      | 7.12      | 7.28      | 8.70       | 9.46        | 10.88        | 14.42         | 9.70      |

Table 15c: Value of expenditure (i.e., all payments) by Expenditure Group - Country Urban

| Expenditure Item                     |     | E X P E N D I T U R G R O U P (B I R R) |          |           |           |           |           |           |
|--------------------------------------|-----|---|----------|-----------|-----------|-----------|-----------|-----------|
|                                      |     | Below 600                               | 600- 999 | 1000-1399 | 1400-1999 | 2000-2599 | 2600-3399 | 3400-4199 |
| Construction Materials               | PHH | -                                       | 1.18     | 1.24      | 6.82      | 10.97     | 9.16      | 13.83     |
|                                      | PP  | -                                       | 1.18     | .91       | 5.78      | 5.76      | 3.86      | 8.01      |
|                                      | %   | -                                       | .12      | .09       | .34       | .42       | .26       | .31       |
| Water charge/Imputed                 | PHH | 6.41                                    | 15.86    | 18.01     | 33.83     | 37.31     | 47.46     | 61.45     |
|                                      | PP  | 6.41                                    | 15.11    | 12.75     | 18.12     | 16.52     | 19.41     | 20.36     |
|                                      | %   | 1.15                                    | 1.63     | 1.37      | 1.67      | 1.41      | 1.35      | 1.37      |
| Fuel & Power                         | PHH | 29.46                                   | 72.47    | 107.08    | 151.37    | 186.50    | 235.42    | 274.54    |
|                                      | PP  | 29.46                                   | 68.49    | 81.87     | 85.47     | 86.17     | 102.75    | 96.90     |
|                                      | %   | 5.29                                    | 7.45     | 8.18      | 7.46      | 7.07      | 6.71      | 6.12      |
| FURNITURE, FURNISHINGS HH. EQUIPMENT | PHH | 3.10                                    | 31.53    | 34.76     | 67.00     | 111.33    | 141.65    | 201.31    |
|                                      | PP  | 3.10                                    | 30.63    | 26.18     | 38.60     | 53.26     | 64.86     | 78.84     |
|                                      | %   | .56                                     | 3.24     | 2.65      | 3.30      | 4.22      | 4.03      | 4.49      |
| Furniture, fixture....               | PHH | -                                       | .08      | .30       | 1.74      | 4.44      | 5.93      | 17.94     |
|                                      | PP  | -                                       | .04      | .27       | 1.22      | 3.13      | 2.93      | 8.92      |
|                                      | %   | -                                       | .01      | .02       | .09       | .17       | .17       | .40       |
| Furnishings & repairs                | PHH | -                                       | 1.37     | 4.40      | 7.47      | 14.65     | 22.91     | 33.95     |
|                                      | PP  | -                                       | 1.35     | 3.59      | 5.62      | 6.91      | 12.42     | 14.12     |
|                                      | %   | -                                       | .14      | .34       | .37       | .56       | .65       | .76       |
| Heating & Cooking appliances         | PHH | -                                       | -        | .28       | .29       | .29       | .73       | 1.68      |
|                                      | PP  | -                                       | -        | .28       | .12       | .11       | .55       | .65       |
|                                      | %   | -                                       | -        | .02       | .01       | .01       | .02       | .04       |
| Wooden ware                          | PHH | -                                       | .01      | .25       | .46       | 1.62      | 1.93      | 1.48      |
|                                      | PP  | -                                       | .01      | .25       | .42       | .56       | .70       | .52       |
|                                      | %   | -                                       | -        | .02       | .02       | .06       | .05       | .03       |
| Earthenware                          | PHH | 1.85                                    | 5.61     | 3.76      | 7.04      | 12.66     | 11.21     | 12.77     |
|                                      | PP  | 1.85                                    | 5.46     | 2.55      | 3.47      | 6.15      | 4.64      | 4.44      |
|                                      | %   | .33                                     | .58      | .29       | .35       | .48       | .32       | .28       |
| Straw & Bamboo                       | PHH | -                                       | .28      | 1.00      | 1.51      | 1.88      | 2.90      | 5.00      |
|                                      | PP  | -                                       | .27      | .77       | .88       | .82       | 1.19      | 1.74      |
|                                      | %   | -                                       | .03      | .08       | .07       | .07       | .08       | .11       |
| Metalware                            | PHH | .02                                     | 3.54     | 2.52      | 1.61      | 7.59      | 6.72      | 11.20     |
|                                      | PP  | .02                                     | 3.54     | 1.49      | 1.02      | 3.54      | 2.79      | 4.54      |
|                                      | %   | -                                       | .36      | .19       | .08       | .29       | .19       | .25       |

Table 15c (Contd.): Value of expenditure (i.e., all payments) by Expenditure group - Country Urban

| Expenditure Item                    | E X P E N D I T U R G R O U P (B I R R) |           |           |           |            |             |              |               | T o t a l |
|-------------------------------------|---|-----------|-----------|-----------|------------|-------------|--------------|---------------|-----------|
|                                     |   | 4200-5399 | 5400-6599 | 6600-8999 | 9000-12599 | 12600-16199 | 16200 -19999 | 20,000 & over |           |
| Construction Materials              | PHH                                     | 34.88     | 54.23     | 75.56     | 268.38     | 376.83      | 861.58       | 1711.09       | 188.30    |
|                                     | PP                                      | 11.96     | 16.49     | 20.55     | 60.19      | 85.72       | 174.38       | 398.96        | 45.25     |
|                                     | %                                       | .60       | .71       | .75       | 2.06       | 1.98        | 3.67         | 3.74          | 1.92      |
| Water charge/Imputed                | PHH                                     | 72.38     | 90.85     | 122.69    | 126.15     | 184.25      | 209.62       | 234.37        | 96.69     |
|                                     | PP                                      | 21.81     | 24.09     | 26.61     | 26.56      | 29.75       | 34.40        | 39.25         | 23.83     |
|                                     | %                                       | 1.25      | 1.18      | 1.22      | .97        | .97         | .89          | .51           | .99       |
| Fuel & Power                        | PHH                                     | 318.37    | 413.19    | 465.24    | 574.35     | 715.37      | 793.28       | 1337.82       | 429.58    |
|                                     | PP                                      | 92.76     | 107.51    | 109.35    | 119.43     | 125.08      | 141.89       | 214.74        | 109.40    |
|                                     | %                                       | 5.49      | 5.37      | 4.62      | 4.40       | 3.76        | 3.38         | 2.93          | 4.38      |
| FURNITURE, FURNISHINGS HH.EQUIPMENT | PHH                                     | 262.51    | 357.94    | 489.52    | 874.64     | 1115.67     | 1380.21      | 3863.77       | 590.28    |
|                                     | PP                                      | 83.22     | 104.14    | 132.64    | 238.33     | 217.62      | 274.81       | 664.31        | 144.00    |
|                                     | %                                       | 4.52      | 4.65      | 4.86      | 6.70       | 5.86        | 5.89         | 8.45          | 6.02      |
| Furniture, fixture....              | PHH                                     | 20.59     | 36.60     | 72.36     | 162.47     | 294.51      | 357.04       | 1279.51       | 129.67    |
|                                     | PP                                      | 8.34      | 12.70     | 22.23     | 39.53      | 63.07       | 79.54        | 229.63        | 29.14     |
|                                     | %                                       | .35       | .48       | .72       | 1.24       | 1.55        | 1.52         | 2.80          | 1.32      |
| Furnishings & repairs               | PHH                                     | 41.75     | 59.91     | 85.42     | 198.30     | 238.18      | 228.61       | 397.68        | 93.74     |
|                                     | PP                                      | 14.23     | 19.35     | 25.28     | 53.78      | 47.69       | 39.16        | 73.44         | 24.76     |
|                                     | %                                       | .72       | .78       | .85       | 1.52       | 1.25        | .98          | .87           | .96       |
| Heating & Cooking appliances        | PHH                                     | 2.24      | 3.42      | 5.22      | 19.22      | 54.79       | 94.57        | 345.33        | 27.22     |
|                                     | PP                                      | .80       | 1.13      | 1.67      | 5.01       | 11.87       | 23.76        | 69.48         | 6.07      |
|                                     | %                                       | .04       | .04       | .05       | .15        | .29         | .40          | .76           | .28       |
| Wooden ware                         | PHH                                     | 2.40      | 5.78      | 6.10      | 8.21       | 8.34        | 21.38        | 8.79          | 4.83      |
|                                     | PP                                      | .84       | 1.75      | 2.65      | 2.16       | 1.72        | 4.15         | 1.28          | 1.42      |
|                                     | %                                       | .04       | .08       | .06       | .06        | .04         | .09          | .02           | .05       |
| Earthenware                         | PHH                                     | 18.26     | 17.56     | 25.91     | 25.41      | 33.22       | 36.16        | 69.91         | 21.49     |
|                                     | PP                                      | 5.23      | 4.26      | 6.25      | 5.42       | 7.24        | 6.45         | 10.37         | 5.48      |
|                                     | %                                       | .31       | .23       | .26       | .19        | .17         | .15          | .15           | .22       |
| Straw & Bamboo                      | PHH                                     | 4.63      | 6.60      | 5.65      | 11.03      | 10.44       | 15.25        | 16.93         | 6.36      |
|                                     | PP                                      | 1.30      | 1.75      | 1.82      | 3.53       | 1.90        | 2.58         | 2.49          | 1.76      |
|                                     | %                                       | .08       | .09       | .06       | .08        | .05         | .07          | .04           | .06       |
| Metalware                           | PHH                                     | 15.07     | 16.33     | 22.90     | 33.43      | 36.10       | 58.78        | 85.95         | 21.67     |
|                                     | PP                                      | 4.80      | 4.79      | 6.39      | 7.96       | 6.63        | 15.04        | 15.74         | 5.77      |
|                                     | %                                       | .26       | .21       | .23       | .26        | .19         | .25          | .19           | .22       |

Table 15c: Value of expenditure (i.e., all payments) by Expenditure Group - Country Urban

| Expenditure Item                          |     | E X P E N D I T U R G R O U P (B I R R) |          |           |           |           |           |           |
|---|-----|---|----------|-----------|-----------|-----------|-----------|-----------|
|   |     | Below 600                               | 600- 999 | 1000-1399 | 1400-1999 | 2000-2599 | 2600-3399 | 3400-4199 |
| Plastic ware                              | PHH | .48                                     | 3.17     | 1.84      | 3.02      | 6.57      | 8.77      | 10.14     |
|   | PP  | .48                                     | 3.15     | 1.14      | 1.69      | 3.01      | 4.17      | 4.29      |
|   | %   | .09                                     | .33      | .14       | .15       | .25       | .25       | .23       |
| Glass ware                                | PHH | -                                       | -        | -         | .22       | .18       | .61       | 2.12      |
|   | PP  | -                                       | -        | -         | .11       | .18       | .39       | 1.30      |
|   | %   | -                                       | -        | -         | .01       | .01       | .02       | .05       |
| Other Household Equipment                 | PHH | -                                       | .77      | 1.21      | 2.47      | 2.88      | 6.09      | 6.81      |
|   | PP  | -                                       | .77      | .99       | 1.57      | 1.41      | 2.55      | 2.98      |
|   | %   | -                                       | .08      | .09       | .12       | .11       | .17       | .15       |
| Household operation                       | PHH | .62                                     | 7.33     | 11.37     | 26.52     | 36.70     | 49.70     | 63.69     |
|   | PP  | .62                                     | 7.04     | 8.54      | 15.46     | 17.72     | 22.72     | 23.48     |
|   | %   | .11                                     | .75      | .87       | 1.31      | 1.39      | 1.42      | 1.42      |
| Domestic service                          | PHH | -                                       | 2.21     | 2.99      | .15       | 2.54      | 3.62      | 6.53      |
|   | PP  | -                                       | 2.21     | 2.93      | .10       | 1.10      | 1.83      | 3.19      |
|   | %   | -                                       | .23      | .23       | .01       | .10       | .10       | .15       |
| Service Charges                           | PHH | .12                                     | 7.17     | 4.83      | 14.50     | 19.33     | 20.52     | 27.98     |
|   | PP  | .12                                     | 6.80     | 3.39      | 6.92      | 8.63      | 7.98      | 8.68      |
|   | %   | .02                                     | .74      | .37       | .72       | .73       | .58       | .62       |
| MEDICAL CARE & HEALTH EXPENSES            | PHH | 16.16                                   | 4.22     | 4.88      | 7.10      | 21.03     | 26.08     | 37.99     |
|   | PP  | 16.16                                   | 4.22     | 2.47      | 5.27      | 11.96     | 11.44     | 17.52     |
|   | %   | 2.90                                    | .43      | .37       | .35       | .80       | .74       | .85       |
| Pharmaceutical products herbicides        | PHH | 16.16                                   | 4.16     | 4.30      | 5.73      | 15.38     | 17.27     | 29.61     |
|   | PP  | 16.16                                   | 4.16     | 2.16      | 4.15      | 8.61      | 7.42      | 13.95     |
|   | %   | 2.90                                    | .43      | .33       | .28       | .58       | .49       | .66       |
| Medical expences on gov't Health stations | PHH | -                                       | .06      | .07       | .12       | 1.28      | 1.78      | 3.16      |
|   | PP  | -                                       | .06      | .07       | .09       | .49       | .70       | 1.45      |
|   | %   | -                                       | .01      | .01       | .01       | .05       | .05       | .07       |
| Medical expences on priv. Health stations | PHH | -                                       | -        | -         | .40       | 2.95      | 4.20      | 2.57      |
|   | PP  | -                                       | -        | -         | .34       | 1.99      | 2.13      | .85       |
|   | %   | -                                       | -        | -         | .02       | .11       | .12       | .06       |
| Other Medical expences                    | PHH | -                                       | -        | .51       | .85       | 1.42      | 2.84      | 2.64      |
|   | PP  | -                                       | -        | .24       | .69       | .86       | 1.19      | 1.27      |
|   | %   | -                                       | -        | .04       | .04       | .05       | .08       | .06       |
| TRANSPORT AND COMMUNICATIONS              | PHH | .40                                     | 4.92     | 12.85     | 30.87     | 30.85     | 63.37     | 86.57     |
|   | PP  | .40                                     | 4.82     | 10.81     | 18.57     | 16.09     | 30.30     | 39.17     |
|   | %   | .07                                     | .51      | .98       | 1.52      | 1.17      | 1.80      | 1.93      |

Table 15c (Contd.): Value of expenditure (i.e., all payments) by Expenditure group - Country Urban

| Expenditure Item                          |     | E X P E N D I T U R G R O U P (B I R R) |           |           |            |             |              |               | T o t a l |
|---|-----|---|-----------|-----------|------------|-------------|--------------|---------------|-----------|
|   |     | 4200-5399                               | 5400-6599 | 6600-8999 | 9000-12599 | 12600-16199 | 16200 -19999 | 20,000 & over |           |
| Plastic ware                              | PHH | 15.29                                   | 18.45     | 21.96     | 33.75      | 26.07       | 44.84        | 493.05        | 41.75     |
|   | PP  | 4.73                                    | 5.78      | 5.45      | 8.18       | 4.55        | 7.79         | 69.78         | 8.28      |
|   | %   | .26                                     | .24       | .22       | .26        | .14         | .19          | 1.08          | .43       |
| Glass ware                                | PHH | .99                                     | 1.82      | 5.47      | 2.91       | 6.60        | 11.54        | 11.92         | 3.11      |
|   | PP  | .43                                     | .61       | 1.47      | 1.15       | 1.40        | 2.04         | 2.38          | .93       |
|   | %   | .02                                     | .02       | .05       | .02        | .03         | .05          | .03           | .03       |
| Other Household Equipment                 | PHH | 10.96                                   | 16.41     | 21.00     | 38.40      | 28.91       | 64.29        | 201.21        | 26.17     |
|   | PP  | 3.13                                    | 4.70      | 5.21      | 9.65       | 5.25        | 11.28        | 29.50         | 5.70      |
|   | %   | .19                                     | .21       | .21       | .29        | .15         | .27          | .44           | .27       |
| Household operation                       | PHH | 82.37                                   | 101.40    | 122.66    | 163.57     | 175.64      | 218.05       | 273.94        | 105.05    |
|   | PP  | 25.31                                   | 28.76     | 30.51     | 48.39      | 31.86       | 38.11        | 45.04         | 28.78     |
|   | %   | 1.42                                    | 1.32      | 1.22      | 1.25       | .92         | .93          | .60           | 1.07      |
| Domestic service                          | PHH | 17.80                                   | 27.34     | 46.41     | 129.12     | 151.16      | 172.05       | 624.15        | 72.65     |
|   | PP  | 6.19                                    | 7.90      | 13.36     | 43.56      | 26.34       | 35.60        | 106.20        | 16.99     |
|   | %   | .31                                     | .36       | .46       | .99        | .79         | .73          | 1.37          | .74       |
| Service Charges                           | PHH | 30.16                                   | 46.30     | 48.45     | 48.84      | 51.71       | 57.65        | 55.39         | 36.59     |
|   | PP  | 7.88                                    | 10.65     | 10.37     | 10.00      | 8.11        | 9.32         | 8.98          | 8.90      |
|   | %   | .52                                     | .60       | .48       | .37        | .27         | .25          | .12           | .37       |
| MEDICAL CARE & HEALTH EXPENSES            | PHH | 50.03                                   | 62.58     | 106.72    | 184.56     | 182.38      | 434.39       | 408.13        | 102.57    |
|   | PP  | 14.63                                   | 18.37     | 30.79     | 38.09      | 32.89       | 73.47        | 68.13         | 24.56     |
|   | %   | .86                                     | .81       | 1.06      | 1.41       | .96         | 1.85         | .89           | 1.05      |
| Pharmaceutical products herbicides        | PHH | 34.00                                   | 42.88     | 70.68     | 111.68     | 113.99      | 258.27       | 170.25        | 61.36     |
|   | PP  | 9.99                                    | 12.28     | 21.29     | 22.77      | 20.40       | 43.58        | 29.75         | 15.51     |
|   | %   | .59                                     | .56       | .70       | .86        | .60         | 1.10         | .37           | .63       |
| Medical expences on gov't Health stations | PHH | 4.57                                    | 5.54      | 14.81     | 23.46      | 37.60       | 64.83        | 127.06        | 17.09     |
|   | PP  | 1.07                                    | 1.33      | 3.19      | 5.67       | 5.76        | 11.20        | 20.83         | 3.37      |
|   | %   | .08                                     | .07       | .15       | .18        | .20         | .28          | .28           | .17       |
| Medical expences on priv. Health stations | PHH | 8.04                                    | 11.67     | 16.22     | 40.33      | 25.61       | 92.88        | 83.24         | 18.65     |
|   | PP  | 2.19                                    | 3.91      | 4.57      | 7.97       | 5.58        | 14.97        | 14.25         | 4.24      |
|   | %   | .14                                     | .15       | .16       | .31        | .13         | .40          | .18           | .19       |
| Other Medical expences                    | PHH | 3.42                                    | 2.49      | 5.01      | 9.09       | 5.18        | 18.41        | 27.57         | 5.48      |
|   | PP  | 1.38                                    | .85       | 1.73      | 1.69       | 1.15        | 3.72         | 3.30          | 1.44      |
|   | %   | .06                                     | .03       | .05       | .07        | .03         | .08          | .06           | .06       |
| TRANSPORT AND COMMUNICATIONS              | PHH | 139.84                                  | 189.57    | 282.02    | 476.64     | 666.43      | 826.58       | 3884.93       | 412.77    |
|   | PP  | 45.58                                   | 59.08     | 77.67     | 119.23     | 133.21      | 153.81       | 640.51        | 91.50     |
|   | %   | 2.41                                    | 2.47      | 2.80      | 3.65       | 3.50        | 3.53         | 8.50          | 4.21      |



Table 15c: Value of expenditure (i.e., all payments) by Expenditure Group - Country Urban

| Expenditure Item                    |     | E X P E N D I T U R G R O U P (B I R R) |          |           |           |           |           |           |
|-------------------------------------|-----|---|----------|-----------|-----------|-----------|-----------|-----------|
|                                     |     | Below 600                               | 600- 999 | 1000-1399 | 1400-1999 | 2000-2599 | 2600-3399 | 3400-4199 |
| Transport                           | PHH | -                                       | 1.04     | 3.76      | 7.14      | 5.04      | 10.27     | 18.56     |
|                                     | PP  | -                                       | .93      | 3.70      | 4.48      | 2.84      | 4.96      | 9.34      |
|                                     | %   | -                                       | .11      | .29       | .35       | .19       | .29       | .41       |
| Public transport                    | PHH | .40                                     | 3.89     | 9.08      | 23.71     | 24.71     | 51.38     | 66.65     |
|                                     | PP  | .40                                     | 3.89     | 7.11      | 14.08     | 12.59     | 24.30     | 29.12     |
|                                     | %   | .07                                     | .40      | .69       | 1.17      | .94       | 1.46      | 1.49      |
| Communication                       | PHH | -                                       | -        | -         | .02       | 1.10      | 1.72      | 1.36      |
|                                     | PP  | -                                       | -        | -         | .01       | .66       | 1.04      | .71       |
|                                     | %   | -                                       | -        | -         | -         | .04       | .05       | .03       |
| RECREATION, ENTERTAINMENT EDUCATION | PHH | -                                       | 3.07     | 12.70     | 20.49     | 34.82     | 35.51     | 49.00     |
|                                     | PP  | -                                       | 2.84     | 7.76      | 10.38     | 17.01     | 12.36     | 17.00     |
|                                     | %   | -                                       | .32      | .97       | 1.01      | 1.32      | 1.01      | 1.09      |
| Equipment & accessories             | PHH | -                                       | -        | -         | .06       | 5.45      | 2.93      | 7.75      |
|                                     | PP  | -                                       | -        | -         | .04       | 3.70      | 1.05      | 4.37      |
|                                     | %   | -                                       | -        | -         | -         | .21       | .08       | .17       |
| Entertainment & Recreational        | PHH | -                                       | -        | .24       | .04       | .32       | .40       | 1.67      |
|                                     | PP  | -                                       | -        | .13       | .04       | .21       | .15       | .95       |
|                                     | %   | -                                       | -        | .02       | -         | .01       | .01       | .04       |
| Reading                             | PHH | -                                       | -        | -         | .01       | .16       | .09       | .63       |
|                                     | PP  | -                                       | -        | -         | -         | .11       | .04       | .14       |
|                                     | %   | -                                       | -        | -         | -         | .01       | -         | .01       |
| Education                           | PHH | -                                       | 3.07     | 12.46     | 20.37     | 28.88     | 32.10     | 38.95     |
|                                     | PP  | -                                       | 2.84     | 7.62      | 10.29     | 12.98     | 11.12     | 11.54     |
|                                     | %   | -                                       | .32      | .95       | 1.00      | 1.09      | .91       | .87       |
| PERSONAL CARE & EFFECTS             | PHH | .02                                     | 12.12    | 5.12      | 12.94     | 21.25     | 24.93     | 34.74     |
|                                     | PP  | .02                                     | 11.46    | 3.75      | 7.74      | 9.71      | 11.61     | 15.05     |
|                                     | %   | -                                       | 1.25     | .39       | .64       | .81       | .71       | .77       |
| Personal care                       | PHH | -                                       | 5.93     | 3.77      | 9.74      | 16.89     | 17.94     | 19.94     |
|                                     | PP  | -                                       | 5.28     | 2.58      | 5.38      | 7.23      | 7.82      | 8.22      |
|                                     | %   | -                                       | .61      | .29       | .48       | .64       | .51       | .44       |
| Personal effects                    | PHH | .02                                     | .30      | .52       | 1.83      | 2.48      | 4.79      | 8.18      |
|                                     | PP  | .02                                     | .30      | .35       | 1.31      | 1.45      | 2.70      | 3.78      |
|                                     | %   | -                                       | .03      | .04       | .09       | .09       | .14       | .18       |

Table 15c (Contd.): Value of expenditure (i.e., all payments) by Expenditure group - Country Urban

| Expenditure Item                    | E X P E N D I T U R G R O U P (B I R R) |           |           |           |            |             |              | T o t a l |
|-------------------------------------|---|-----------|-----------|-----------|------------|-------------|--------------|-----------|
|                                     |   | 4200-5399 | 5400-6599 | 6600-8999 | 9000-12599 | 12600-16199 | 16200 -19999 |           |
| Transport                           | PHH                                     | 19.26     | 24.53     | 35.53     | 68.76      | 107.54      | 114.02       | 99.29     |
|                                     | PP                                      | 5.49      | 6.17      | 9.69      | 20.64      | 25.63       | 23.33        | 20.88     |
|                                     | %                                       | .33       | .32       | .35       | .53        | .57         | .49          | 1.01      |
| Public transport                    | PHH                                     | 116.51    | 154.36    | 225.60    | 331.75     | 455.29      | 514.13       | 252.41    |
|                                     | PP                                      | 38.38     | 48.40     | 62.73     | 83.61      | 87.85       | 94.64        | 58.71     |
|                                     | %                                       | 2.01      | 2.01      | 2.24      | 2.54       | 2.39        | 2.19         | 2.57      |
| Communication                       | PHH                                     | 4.07      | 10.67     | 20.88     | 76.14      | 103.59      | 198.43       | 61.07     |
|                                     | PP                                      | 1.71      | 4.51      | 5.26      | 14.98      | 19.74       | 35.83        | 11.91     |
|                                     | %                                       | .07       | .14       | .21       | .58        | .54         | .85          | .62       |
| RECREATION, ENTERTAINMENT EDUCATION | PHH                                     | 89.02     | 132.04    | 179.95    | 319.08     | 571.17      | 789.34       | 247.26    |
|                                     | PP                                      | 27.18     | 45.60     | 48.78     | 68.93      | 118.48      | 147.69       | 54.63     |
|                                     | %                                       | 1.53      | 1.72      | 1.79      | 2.44       | 3.00        | 3.37         | 2.52      |
| Equipment & accessories             | PHH                                     | 13.52     | 35.69     | 35.79     | 92.77      | 180.25      | 279.87       | 74.74     |
|                                     | PP                                      | 6.01      | 21.34     | 15.38     | 26.20      | 39.02       | 59.20        | 18.98     |
|                                     | %                                       | .23       | .46       | .36       | .71        | .95         | 1.19         | .76       |
| Entertainment & Recreational        | PHH                                     | 3.55      | 5.05      | 8.16      | 10.49      | 18.31       | 24.06        | 8.42      |
|                                     | PP                                      | 1.29      | 2.52      | 2.95      | 2.38       | 3.37        | 4.24         | 2.10      |
|                                     | %                                       | .06       | .07       | .08       | .08        | .10         | .10          | .09       |
| Reading                             | PHH                                     | .49       | .31       | 1.34      | 4.33       | 3.27        | 4.62         | 3.11      |
|                                     | PP                                      | .30       | .10       | .37       | 1.76       | .59         | .61          | 1.19      |
|                                     | %                                       | .01       | -         | .01       | .03        | .02         | .02          | .03       |
| Education                           | PHH                                     | 71.45     | 90.99     | 134.66    | 211.49     | 369.34      | 480.79       | 160.99    |
|                                     | PP                                      | 19.58     | 21.64     | 30.07     | 38.58      | 75.51       | 83.65        | 32.35     |
|                                     | %                                       | 1.23      | 1.18      | 1.34      | 1.62       | 1.94        | 2.05         | 1.64      |
| PERSONAL CARE & EFFECTS             | PHH                                     | 52.39     | 65.84     | 101.73    | 174.52     | 207.79      | 272.50       | 115.06    |
|                                     | PP                                      | 17.84     | 20.55     | 30.90     | 48.47      | 43.02       | 56.00        | 30.32     |
|                                     | %                                       | .90       | .86       | 1.01      | 1.34       | 1.09        | 1.16         | 1.17      |
| Personal care                       | PHH                                     | 27.39     | 34.49     | 41.16     | 61.11      | 70.15       | 105.63       | 41.72     |
|                                     | PP                                      | 8.71      | 10.01     | 10.89     | 14.37      | 14.10       | 24.58        | 11.02     |
|                                     | %                                       | .47       | .45       | .41       | .47        | .37         | .45          | .43       |
| Personal effects                    | PHH                                     | 11.22     | 14.57     | 26.70     | 50.66      | 58.40       | 57.47        | 26.56     |
|                                     | PP                                      | 3.63      | 4.30      | 8.97      | 14.93      | 12.74       | 10.27        | 7.07      |
|                                     | %                                       | .19       | .19       | .27       | .39        | .31         | .25          | .27       |

Table 15c: Value of expenditure (i.e., all payments) by Expenditure Group - Country Urban

| Expenditure Item                |     | E X P E N D I T U R G R O U P (B I R R) |          |           |           |           |           |           |
|---------------------------------|-----|---|----------|-----------|-----------|-----------|-----------|-----------|
|                                 |     | Below 600                               | 600- 999 | 1000-1399 | 1400-1999 | 2000-2599 | 2600-3399 | 3400-4199 |
| Jewellery                       | PHH | -                                       | 5.89     | .84       | 1.38      | 1.88      | 2.20      | 6.62      |
|                                 | PP  | -                                       | 5.89     | .82       | 1.06      | 1.04      | 1.09      | 3.05      |
|                                 | %   | -                                       | .61      | .06       | .07       | .07       | .06       | .15       |
| MISCELLANEOUS GOODS & SERVICES  | PHH | -                                       | 1.32     | 1.37      | 6.52      | 10.91     | 21.40     | 29.68     |
|                                 | PP  | -                                       | 1.32     | 1.37      | 3.38      | 9.52      | 10.56     | 12.89     |
|                                 | %   | -                                       | .14      | .10       | .32       | .41       | .61       | .66       |
| Financial service               | PHH | -                                       | -        | -         | -         | .16       | .08       | 2.47      |
|                                 | PP  | -                                       | -        | -         | -         | .15       | .04       | .82       |
|                                 | %   | -                                       | -        | -         | -         | .01       | -         | .06       |
| Other goods & services n.e.c.   | PHH | -                                       | 1.32     | 1.37      | 6.52      | 10.76     | 21.32     | 27.21     |
|                                 | PP  | -                                       | 1.32     | 1.37      | 3.38      | 9.37      | 10.52     | 12.07     |
|                                 | %   | -                                       | .14      | .10       | .32       | .41       | .61       | .61       |
| HH. NON-CONSUMPTION EXPENDITURE | PHH | 150.42                                  | 113.33   | 98.04     | 293.83    | 321.58    | 517.67    | 705.57    |
|                                 | PP  | 150.42                                  | 112.13   | 79.91     | 169.26    | 151.05    | 212.18    | 309.86    |
|                                 | %   | 27.00                                   | 11.65    | 7.49      | 14.49     | 12.18     | 14.74     | 15.73     |
| hh. non-consumption expenditure | PHH | 150.42                                  | 113.33   | 98.04     | 293.83    | 321.58    | 517.67    | 705.57    |
|                                 | PP  | 150.42                                  | 112.13   | 79.91     | 169.26    | 151.05    | 212.18    | 309.86    |
|                                 | %   | 27.00                                   | 11.65    | 7.49      | 14.49     | 12.18     | 14.74     | 15.73     |

Table 15c (Contd.): Value of expenditure (i.e., all payments) by Expenditure group - Country Urban

| Expenditure<br>Item             |     | E X P E N D I T U R G R O U P (B I R R) |           |           |            |             |              |               | T o t a l |
|---------------------------------|-----|---|-----------|-----------|------------|-------------|--------------|---------------|-----------|
|                                 |     | 4200-5399                               | 5400-6599 | 6600-8999 | 9000-12599 | 12600-16199 | 16200 -19999 | 20,000 & over |           |
| Jewellery                       | PHH | 13.78                                   | 16.78     | 33.87     | 62.75      | 79.24       | 109.40       | 439.43        | 46.78     |
|                                 | PP  | 5.50                                    | 6.24      | 11.04     | 19.17      | 16.18       | 21.16        | 96.30         | 12.23     |
|                                 | %   | .24                                     | .22       | .34       | .48        | .42         | .47          | .96           | .48       |
| MISCELLANEOUS GOODS & SERVICES  | PHH | 38.22                                   | 54.05     | 69.11     | 120.53     | 189.63      | 778.08       | 1278.03       | 140.90    |
|                                 | PP  | 13.63                                   | 22.94     | 15.89     | 26.01      | 40.75       | 140.22       | 236.36        | 31.58     |
|                                 | %   | .66                                     | .70       | .69       | .92        | 1.00        | 3.32         | 2.80          | 1.44      |
| Financial service               | PHH | .56                                     | 2.17      | 1.53      | 4.66       | 12.46       | 59.51        | 294.58        | 18.87     |
|                                 | PP  | .20                                     | 1.05      | .57       | .91        | 1.91        | 9.35         | 40.48         | 2.89      |
|                                 | %   | .01                                     | .03       | .02       | .04        | .07         | .25          | .64           | .19       |
| Other goods & services n.e.c.   | PHH | 37.66                                   | 51.88     | 67.58     | 115.88     | 177.18      | 718.58       | 983.45        | 122.03    |
|                                 | PP  | 13.43                                   | 21.89     | 15.31     | 25.10      | 38.84       | 130.87       | 195.88        | 28.69     |
|                                 | %   | .65                                     | .67       | .67       | .89        | .93         | 3.06         | 2.15          | 1.24      |
| HH. NON-CONSUMPTION EXPENDITURE | PHH | 1027.49                                 | 1746.48   | 2379.77   | 2485.22    | 4831.93     | 5289.33      | 11045.74      | 2112.77   |
|                                 | PP  | 358.93                                  | 446.60    | 600.77    | 563.90     | 905.17      | 828.67       | 1540.65       | 479.69    |
|                                 | %   | 17.70                                   | 22.71     | 23.63     | 19.03      | 25.40       | 22.56        | 24.16         | 21.55     |
| hh. non-consumption expenditure | PHH | 1027.49                                 | 1746.48   | 2379.77   | 2485.22    | 4831.93     | 5289.33      | 11045.74      | 2112.77   |
|                                 | PP  | 358.93                                  | 446.60    | 600.77    | 563.90     | 905.17      | 828.67       | 1540.65       | 479.69    |
|                                 | %   | 17.70                                   | 22.71     | 23.63     | 19.03      | 25.40       | 22.56        | 24.16         | 21.55     |

**Table 15.3: Value of Household Non-Consumption Expenditure by Reporting Levels-URBAN**

| EXPENDITURE ITEM         |     | URBAN   |        |       |        |        |         |           |        |         |        |             |           |
|--------------------------|-----|---------|--------|-------|--------|--------|---------|-----------|--------|---------|--------|-------------|-----------|
|                          |     | Country | Tigray | Afar  | Amhara | Oromia | Somalia | Ben-Gumuz | SNNP   | Gambela | Harari | Addis Ababa | Dire Dawa |
| Equb                     | PHH | 254.27  | 44.55  | 26.60 | 326.95 | 361.70 | 76.34   | 326.48    | 362.81 | 49.76   | 94.69  | 142.29      | 23.21     |
|                          | PP  | 55.07   | 13.12  | 16.09 | 76.41  | 75.55  | 19.26   | 87.82     | 69.62  | 14.48   | 26.74  | 30.24       | 7.68      |
|                          | %   | 2.59    | 0.69   | 0.37  | 4.04   | 3.91   | 0.71    | 4.04      | 4.01   | 0.59    | 1.18   | 1.04        | 0.26      |
| Loans given out          | PHH | 17.07   | 5.27   | 0.11  | 17.49  | 25.77  | -       | 64.81     | 31.04  | 1.07    | 14.83  | 7.10        | 0.56      |
|                          | PP  | 5.78    | 1.13   | 0.02  | 6.88   | 9.10   | -       | 29.81     | 10.04  | 0.21    | 3.76   | 1.37        | 0.21      |
|                          | %   | 0.17    | 0.08   | -     | 0.22   | 0.28   | -       | 0.80      | 0.34   | 0.01    | 0.18   | 0.05        | 0.01      |
| Loans repaid             | PHH | 42.65   | 46.99  | 8.22  | 51.69  | 44.13  | 5.24    | 110.21    | 48.30  | -       | 23.55  | 35.08       | 36.57     |
|                          | PP  | 11.44   | 1269   | 1.75  | 12.54  | 13.44  | 1.76    | 23.00     | 14.09  | -       | 7.65   | 7.74        | 14.04     |
|                          | %   | 0.43    | 0.72   | 0.11  | 0.64   | 0.48   | 0.05    | 1.36      | 0.53   | -       | 0.29   | 0.26        | 0.41      |
| Insurance Premium        | PHH | 16.99   | 22.66  | 37.29 | 1.91   | 21.35  | 5.85    | 6.46      | 22.92  | 0.12    | 0.30   | 23.90       | 0.30      |
|                          | PP  | 3.32    | 3.07   | 5.33  | 0.56   | 4.44   | 0.95    | 1.32      | 5.03   | 0.02    | 0.03   | 4.46        | 0.15      |
|                          | %   | 0.17    | 0.35   | 0.52  | 0.02   | 0.23   | 0.05    | 0.08      | 0.25   | -       | -      | 0.17        | -         |
| Bank deposit             | PHH | 9.79    | 3.05   | 2.48  | 5.06   | 24.86  | 0.61    | 9.83      | 3.48   | -       | 3.72   | 3.31        | 1.88      |
|                          | PP  | 1.64    | 0.74   | 0.83  | 1.31   | 3.48   | 0.08    | 3.97      | 0.96   | -       | 1.04   | 0.59        | 0.48      |
|                          | %   | 0.10    | 0.05   | 0.03  | 0.06   | 0.27   | 0.01    | 0.12      | 0.04   | -       | 0.05   | 0.02        | 0.02      |
| Interest                 | PHH | 0.26    | 0.07   | -     | 0.55   | 0.03   | -       | -         | 0.02   | -       | 6.66   | 0.21        | -         |
|                          | PP  | 0.06    | 0.07   | -     | 0.12   | 0.01   | -       | -         | 0.01   | -       | 1.11   | 0.3         | -         |
|                          | %   | -       | -      | -     | 0.01   | -      | -       | -         | -      | -       | 0.08   | -           | -         |
| Association's Membership | PHH | 6.43    | 5.06   | 2.68  | 3.41   | 5.45   | 0.04    | 4.61      | 14.20  | 4.02    | 5.43   | 8.76        | 1.65      |
|                          | PP  | 1.51    | 1.36   | 0.65  | 0.86   | 1.11   | -       | 0.94      | 3.50   | 0.84    | 1.70   | 1.05        | 0.46      |
|                          | %   | 0.07    | 0.08   | 0.04  | 0.04   | 0.06   | -       | 0.06      | 0.16   | 0.05    | 0.07   | 0.06        | 0.02      |
| Edir' Contribution       | PHH | 60.72   | 7.36   | 10.76 | 23.90  | 71.28  | 3.02    | 23.41     | 59.31  | 4.64    | 43.75  | 114.39      | 18.53     |
|                          | PP  | 14.98   | 1.92   | 2.56  | 6.64   | 18.80  | 0.77    | 5.87      | 13.75  | 1.54    | 13.19  | 26.21       | 5.62      |
|                          | %   | 0.62    | 0.11   | 0.15  | 0.29   | 0.77   | 0.03    | 0.29      | 0.66   | 0.06    | 0.54   | 0.84        | 0.21      |

Table 15.3 (cont'd)

| EXPENDITURE ITEM                |     | URBAN   |        |        |         |         |         |           |         |         |        |             |           |
|---------------------------------|-----|---------|--------|--------|---------|---------|---------|-----------|---------|---------|--------|-------------|-----------|
|                                 |     | Country | Tigray | Afar   | Amhara  | Oromia  | Somalia | Ben-Gumuz | SNNP    | Gambela | Harari | Addis Ababa | Dire Dawa |
| Religious Contribution          | PHH | 6.25    | 4.18   | 1.19   | 2.62    | 7.70    | 36.46   | 4.83      | 11.02   | 3.30    | 4.56   | 4.02        | 1.24      |
|                                 | PP  | 1.53    | 1.30   | 0.25   | 0.86    | 1.86    | 7.11    | 1.78      | 2.26    | 0.77    | 1.64   | 1.09        | 0.35      |
|                                 | %   | 0.06    | 0.06   | 0.02   | 0.03    | 0.08    | 0.34    | 0.06      | 0.12    | 0.04    | 0.06   | 0.03        | 0.01      |
| Remittance                      | PHH | 10.37   | 9.74   | 1.76   | 8.06    | 10.58   | 10.58   | 14.60     | 12.16   | 5.24    | 41.08  | 9.78        | 16.14     |
|                                 | PP  | 3.74    | 4.49   | 0.35   | 2.45    | 4.56    | 8.45    | 9.48      | 5.17    | 2.10    | 8.01   | 1.99        | 6.82      |
|                                 | %   | 0.11    | 0.15   | 0.02   | 0.10    | 0.11    | 0.10    | 0.18      | 0.13    | 0.06    | 0.51   | 0.07        | 0.18      |
| Alms                            | PHH | 8.63    | 6.45   | 1.96   | 5.55    | 5.43    | 0.05    | 4.15      | 33.77   | 1.01    | 6.80   | 6.99        | 0.92      |
|                                 | PP  | 2.60    | 1.30   | 0.81   | 2.08    | 1.38    | 0.01    | 1.18      | 11.47   | 0.29    | 2.46   | 1.62        | 0.22      |
|                                 | %   | 0.09    | 0.10   | 0.03   | 0.07    | 0.06    | -       | 0.05      | 0.37    | 0.01    | 0.08   | 0.05        | 0.01      |
| Donations                       | PHH | 6.08    | 7.96   | 1.20   | 1.31    | 9.66    | 4.25    | 11.56     | 6.31    | -       | 0.90   | 6.52        | 0.04      |
|                                 | PP  | 1.02    | 2.24   | 0.58   | 0.37    | 1.11    | 0.71    | 5.70      | 1.76    | -       | 0.20   | 0.86        | 0.02      |
|                                 | %   | 0.06    | 0.12   | 0.02   | 0.02    | 0.10    | 0.04    | 0.14      | 0.07    | -       | 0.01   | 0.05        | -         |
| Gifts                           | PHH | 67.15   | 57.64  | 45.78  | 56.42   | 78.46   | 5.63    | 67.88     | 82.86   | 18.57   | 53.05  | 72.48       | 24.59     |
|                                 | PP  | 18.70   | 17.04  | 19.31  | 16.81   | 22.02   | 1.51    | 23.12     | 21.35   | 5.60    | 15.21  | 18.88       | 7.84      |
|                                 | %   | 0.68    | 0.89   | 0.64   | 0.70    | 0.85    | 0.05    | 0.84      | 0.92    | 0.22    | 0.66   | 0.53        | 0.28      |
| Fines and legal expenses        | PHH | 6.25    | 0.49   | 1.60   | 4.56    | 7.28    | 1.65    | 14.24     | 1.09    | 0.36    | 0.47   | 11.64       | 5.72      |
|                                 | PP  | 1.25    | 0.19   | 0.36   | 1.35    | 1.28    | 0.33    | 5.34      | 0.29    | 0.18    | 0.19   | 2.00        | 1.34      |
|                                 | %   | 0.06    | 0.01   | 0.02   | 0.06    | 0.08    | 0.02    | 0.18      | 0.01    | -       | 0.01   | 0.09        | 0.06      |
| Lottery tickets                 | PHH | 1.40    | 0.13   | 0.09   | 1.81    | 1.64    | -       | 2.30      | 1.07    | 0.79    | 0.91   | 1.62        | 0.45      |
|                                 | PP  | 0.48    | 0.02   | 0.04   | 0.50    | 0.63    | -       | 0.56      | 0.45    | 0.17    | 0.22   | 0.56        | 0.13      |
|                                 | %   | 0.01    | -      | -      | 0.02    | 0.02    | -       | 0.03      | 0.01    | 0.01    | 0.01   | 0.01        | 0.01      |
| Investment                      | PHH | 104.70  | 68.04  | 19.33  | 129.19  | 113.47  | 2.11    | 35.31     | 132.36  | 9.01    | 83.89  | 101.54      | 5.52      |
|                                 | PP  | 24.86   | 16.42  | 8.21   | 33.19   | 28.68   | 0.30    | 8.94      | 30.84   | 1.53    | 22.31  | 19.70       | 1.84      |
|                                 | %   | 1.07    | 1.05   | 0.27   | 1.60    | 1.23    | 0.02    | 0.44      | 1.46    | 0.11    | 1.04   | 0.74        | 0.06      |
| Operating cost of HH enterprise | PHH | 1468.32 | 644.85 | 272.71 | 1257.39 | 1845.63 | 1542.29 | 520.47    | 1283.62 | 783.86  | 224.08 | 1719.32     | 1277.83   |
|                                 | PP  | 327.02  | 160.61 | 86.10  | 323.56  | 399.58  | 300.86  | 132.98    | 380.15  | 195.63  | 60.86  | 308.62      | 315.22    |
|                                 | %   | 14.97   | 9.94   | 3.81   | 15.52   | 19.93   | 14.28   | 6.44      | 14.18   | 9.33    | 2.78   | 12.56       | 14.41     |
| Others                          | PHH | 25.44   | 22.19  | 0.49   | 11.24   | 41.64   | 31.60   | 28.54     | 22.01   | 3.23    | 4.86   | 23.67       | 17.67     |
|                                 | PP  | 4.71    | 3.90   | 0.17   | 2.55    | 5.72    | 6.99    | 12.31     | 5.58    | 1.03    | 2.53   | 5.19        | 4.84      |
|                                 | %   | 0.26    | 0.34   | 0.01   | 0.14    | 0.45    | 0.29    | 0.35      | 0.24    | 0.04    | 0.06   | 0.17        | 0.20      |
| Total                           | PHH | 2112.77 | 956.69 | 434.26 | 1909.65 | 2676.06 | 1725.72 | 1249.71   | 2128.35 | 884.98  | 613.53 | 2292.61     | 1432.81   |
|                                 | PP  | 479.69  | 241.61 | 143.41 | 489.06  | 592.76  | 349.09  | 354.13    | 576.32  | 224.39  | 168.85 | 433.20      | 367.24    |
|                                 | %   | 21.55   | 14.74  | 6.07   | 23.57   | 28.90   | 15.98   | 15.45     | 23.51   | 10.53   | 7.62   | 16.75       | 16.15     |

Table 15.4: Value of Household Non-Consumption Expenditure by Selected Urban Centers

| EXPENDITURE ITEM         |     | SELECTED URBAN CENTERS |         |        |        |        |        |        |         |         |        |        |         |       |         |         |
|--------------------------|-----|------------------------|---------|--------|--------|--------|--------|--------|---------|---------|--------|--------|---------|-------|---------|---------|
|                          |     | Mekele                 | Aysaeta | Gonder | Dessie | B.Dar  | Jimma  | D.zeit | Nazreth | Jigjiga | Asosa  | Awassa | Gambela | Harar | A.Ababa | D. Dawa |
| Equb                     | PHH | 57.23                  | 6.45    | 43.35  | 83.68  | 273.44 | 153.96 | 175.14 | 477.24  | 47.41   | 293.29 | 316.50 | 83.12   | 94.69 | 142.29  | 24.53   |
|                          | PP  | 8.93                   | 1.92    | 12.74  | 21.76  | 63.95  | 28.60  | 39.02  | 70.77   | 13.75   | 75.48  | 71.20  | 24.20   | 26.74 | 30.24   | 8.03    |
|                          | %   | 0.68                   | 0.08    | 0.41   | 0.83   | 2.91   | 1.65   | 1.79   | 4.10    | 0.40    | 3.16   | 2.58   | 0.87    | 1.18  | 1.04    | 0.27    |
| Loans given out          | PHH | -                      | 0.50    | 2.86   | 10.45  | 23.05  | 14.72  | 2.38   | 9.82    | -       | 41.66  | 34.42  | 0.83    | 14.83 | 7.10    | 0.60    |
|                          | PP  | -                      | 0.10    | 1.04   | 3.54   | 4.34   | 3.59   | 0.52   | 2.19    | -       | 15.72  | 7.64   | 0.17    | 3.76  | 1.37    | 0.22    |
|                          | %   | -                      | 0.01    | 0.03   | 0.10   | 0.25   | 0.16   | 0.02   | 0.08    | -       | 0.45   | 0.28   | 0.01    | 0.18  | 0.05    | 0.01    |
| Loans repaid             | PHH | 24.25                  | -       | 40.99  | 10.43  | 41.92  | 25.75  | 18.66  | 18.41   | 9.03    | 96.03  | 190.07 | -       | 23.55 | 35.08   | 35.31   |
|                          | PP  | 5.67                   | -       | 9.81   | 2.58   | 13.50  | 7.83   | 4.61   | 5.04    | 4.25    | 26.35  | 39.43  | -       | 7.65  | 7.74    | 13.81   |
|                          | %   | 0.29                   | -       | 0.39   | 0.10   | 0.45   | 0.28   | 0.19   | 0.16    | 0.08    | 1.03   | 1.55   | -       | 0.29  | 0.26    | 0.40    |
| Insurance Premium        | PHH | 20.77                  | 0.02    | 1.36   | -      | 16.81  | 2.68   | 28.59  | 274.56  | 1.30    | 13.94  | 48.69  | 0.20    | 0.30  | 23.90   | 0.32    |
|                          | PP  | 4.94                   | -       | 0.17   | -      | 5.87   | 0.34   | 3.42   | 52.33   | 0.14    | 2.49   | 7.46   | 0.03    | 0.03  | 4.46    | 0.16    |
|                          | %   | 0.25                   | -       | 0.01   | -      | 0.18   | 0.03   | 0.29   | 2.36    | 0.01    | 0.15   | 0.40   | -       | -     | 0.17    | -       |
| Bank deposit             | PHH | -                      | 11.19   | 29.47  | 6.61   | 34.02  | -      | 25.84  | 341.62  | 1.81    | 0.82   | 29.19  | -       | 3.72  | 3.31    | 2.03    |
|                          | PP  | -                      | 3.73    | 9.90   | 1.24   | 5.04   | -      | 4.94   | 43.47   | 0.23    | 0.41   | 8.26   | -       | 1.04  | 0.59    | 0.52    |
|                          | %   | -                      | 0.15    | 0.28   | 0.07   | 0.36   | -      | 0.26   | 2.93    | 0.02    | 0.01   | 0.24   | -       | 0.05  | 0.02    | 0.02    |
| Interest                 | PHH | -                      | -       | -      | -      | 0.23   | 29.17  | 0.18   | 0.38    | -       | -      | -      | -       | 6.66  | 0.21    | -       |
|                          | PP  | -                      | -       | -      | -      | 0.05   | 9.69   | 0.05   | 0.19    | -       | -      | -      | -       | 1.11  | 0.03    | -       |
|                          | %   | -                      | -       | -      | -      | -      | 0.31   | -      | -       | -       | -      | -      | -       | 0.08  | -       | -       |
| Association's Membership | PHH | 1.49                   | 8.70    | 3.70   | 1.54   | 9.52   | 9.24   | 5.69   | 5.47    | 0.11    | 2.76   | 12.60  | 6.74    | 5.43  | 8.76    | 1.78    |
|                          | PP  | 0.27                   | 2.18    | 0.86   | 0.46   | 2.44   | 1.80   | 1.26   | 1.04    | 0.01    | 0.53   | 2.87   | 1.41    | 1.70  | 2.05    | 0.49    |
|                          | %   | 0.02                   | 0.11    | 0.04   | 0.02   | 0.10   | 0.10   | 0.06   | 0.05    | -       | 0.03   | 0.10   | 0.07    | 0.07  | 0.06    | 0.02    |
| Edir' Contribution       | PHH | 4.29                   | 2.68    | 7.60   | 44.40  | 34.96  | 42.88  | 93.92  | 235.80  | 8.91    | 22.02  | 98.09  | 6.31    | 43.75 | 114.39  | 17.69   |
|                          | PP  | 1.13                   | 1.01    | 1.90   | 11.61  | 8.31   | 9.30   | 23.97  | 58.77   | 2.27    | 5.90   | 20.00  | 2.16    | 13.19 | 26.21   | 5.36    |
|                          | %   | 0.05                   | 0.04    | 0.07   | 0.44   | 0.37   | 0.46   | 0.96   | 2.02    | 0.08    | 0.24   | 0.80   | 0.07    | 0.54  | 0.84    | 0.20    |

Table 15.4 (Cont'd)

| EXPENDITURE ITEM                |     | SELECTED URBAN CENTERS |         |        |         |           |         |            |         |         |        |         |         |        |          |         |
|---------------------------------|-----|------------------------|---------|--------|---------|-----------|---------|------------|---------|---------|--------|---------|---------|--------|----------|---------|
|                                 |     | Mekele                 | Aysaeta | Gonder | Dessie  | Bahir Dar | Jimma   | Debre Zeit | Nazreth | Jigjiga | Asosa  | Awassa  | Gambela | Harar  | A. Ababa | D.Dawa  |
| Religious Contribution          | PHH | 24.93                  | 4.40    | 1.61   | 2.55    | 3.71      | 10.08   | 12.76      | 8.40    | 0.45    | 5.10   | 8.06    | 5.49    | 4.56   | 4.02     | 1.20    |
|                                 | PP  | 3.94                   | 0.87    | 0.45   | 0.71    | 1.64      | 1.91    | 3.57       | 1.73    | 0.11    | 1.45   | 2.15    | 1.28    | 1.64   | 1.09     | 0.34    |
|                                 | %   | 0.30                   | 0.06    | 0.02   | 0.03    | 0.04      | 0.11    | 0.13       | 0.07    | -       | 0.05   | 0.07    | 0.06    | 0.06   | 0.03     | 0.01    |
| Remittance                      | PHH | 11.88                  | -       | 12.50  | 7.38    | 45.63     | 6.70    | 11.13      | 0.01    | 3.54    | 32.79  | 10.33   | 8.70    | 41.08  | 9.78     | 17.43   |
|                                 | PP  | 5.94                   | -       | 3.31   | 0.74    | 19.45     | \$0.81  | 3.08       | 0.01    | 3.54    | 23.12  | 3.68    | 3.47    | 8.01   | 1.99     | 7.36    |
|                                 | %   | 0.14                   | -       | 0.12   | 0.07    | 0.49      | 0.07    | 0.11       | -       | 0.03    | 0.35   | 0.08    | 0.09    | 0.51   | 0.07     | 0.20    |
| Alms                            | PHH | 0.17                   | 0.06    | 10.37  | 1.47    | 7.88      | 4.18    | 6.84       | 4.42    | 0.15    | 2.27   | 9.68    | 1.69    | 6.80   | 6.99     | 0.96    |
|                                 | PP  | 0.02                   | 0.01    | 4.85   | 0.40    | 2.46      | 0.72    | 1.57       | 1.37    | 0.03    | 0.83   | 2.11    | 0.49    | 2.46   | 1.62     | 0.23    |
|                                 | %   | -                      | -       | 0.10   | 0.01    | 0.08      | 0.04    | 0.07       | 0.04    | -       | 0.02   | 0.08    | 0.02    | 0.08   | 0.05     | 0.01    |
| Donations                       | PHH | -                      | 5.42    | 1.81   | 0.45    | 3.17      | 17.61   | 2.60       | 7.14    | 12.56   | 1.76   | 1.18    | -       | 0.90   | 6.52     | -       |
|                                 | PP  | -                      | 2.62    | 0.45   | 0.12    | 0.70      | 2.29    | 0.63       | 0.71    | 2.09    | 0.59   | 0.36    | -       | 0.20   | 0.86     | -       |
|                                 | %   | -                      | 0.07    | 0.02   | -       | 0.03      | 0.19    | 0.03       | 0.06    | 0.11    | 0.02   | 0.01    | -       | 0.01   | 0.05     | -       |
| Gifts                           | PHH | 28.26                  | 93.11   | 87.86  | 97.90   | 171.08    | 38.71   | 65.27      | 137.56  | 12.51   | 103.12 | 139.14  | 26.40   | 53.05  | 72.48    | 26.07   |
|                                 | PP  | 7.16                   | 43.73   | 19.41  | 22.50   | 64.75     | 9.00    | 18.00      | 34.27   | 3.15    | 35.94  | 35.42   | 7.98    | 15.21  | 18.88    | 8.27    |
|                                 | %   | 0.34                   | 1.22    | 0.84   | 0.98    | 1.82      | 0.41    | 0.67       | 1.18    | 0.11    | 1.11   | 1.13    | 0.28    | 0.66   | 0.53     | 0.29    |
| Fines & legal expenses          | PHH | -                      | 0.54    | 1.79   | 8.93    | 0.10      | 0.10    | 1.64       | 5.66    | 4.88    | 19.97  | 2.34    | -       | 0.47   | 11.64    | 4.41    |
|                                 | PP  | -                      | 0.54    | 1.59   | 2.11    | 0.02      | 0.05    | 0.82       | 0.89    | 0.98    | 5.66   | 0.75    | -       | 0.19   | 2.00     | 1.19    |
|                                 | %   | -                      | 0.01    | 0.02   | 0.09    | -         | -       | 0.02       | 0.05    | 0.04    | 0.21   | 0.02    | -       | 0.01   | 0.09     | 0.05    |
| Lottery tickets                 | PHH | 0.05                   | 0.04    | 1.28   | 3.40    | 5.56      | 0.73    | 1.74       | 1.70    | -       | 4.94   | 2.05    | 1.32    | 0.91   | 1.62     | 0.48    |
|                                 | PP  | 0.01                   | 0.04    | 0.29   | 1.38    | 1.61      | 0.19    | 0.52       | 0.31    | -       | 0.93   | 0.75    | 0.28    | 0.22   | 0.56     | 0.14    |
|                                 | %   | -                      | -       | 0.01   | 0.03    | 0.06      | 0.01    | 0.02       | 0.01    | -       | 0.05   | 0.02    | 0.01    | 0.01   | 0.01     | 0.01    |
| Investment                      | PHH | 105.53                 | 72.31   | 430.68 | 81.28   | 452.88    | 53.98   | 462.45     | 88.07   | 6.22    | 47.24  | 283.53  | 10.82   | 83.89  | 101.54   | 0.46    |
|                                 | PP  | 22.57                  | 32.70   | 85.46  | 19.84   | 127.69    | 12.60   | 89.88      | 15.25   | 0.89    | 12.49  | 53.71   | 1.96    | 22.31  | 19.70    | 0.15    |
|                                 | %   | 1.25                   | 0.95    | 4.10   | 0.81    | 4.83      | 0.58    | 4.74       | 0.76    | 0.05    | 0.51   | 2.31    | 0.11    | 1.04   | 0.74     | 0.01    |
| Operating cost of HH enterprise | PHH | 1710.50                | 17.51   | 173.95 | 2084.32 | 217.55    | 2398.96 | 1361.97    | 1808.33 | 3219.04 | 202.11 | 1443.73 | 886.86  | 224.08 | 1719.32  | 1184.32 |
|                                 | PP  | 363.90                 | 5.41    | 94.22  | 450.45  | 50.56     | 373.55  | 266.70     | 406.41  | 585.41  | 51.86  | 315.89  | 185.45  | 60.86  | 308.62   | 279.97  |
|                                 | %   | 20.31                  | 0.23    | 1.66   | 20.78   | 2.32      | 25.04   | 13.95      | 15.52   | 27.24   | 2.17   | 11.77   | 9.32    | 2.78   | 12.56    | 13.26   |
| Others                          | PHH | 0.31                   | 2.23    | 40.09  | 10.07   | 33.34     | 42.12   | 2.40       | 11.44   | 24.89   | 52.75  | 27.76   | 2.05    | 4.86   | 23.67    | 16.90   |
|                                 | PP  | 0.06                   | 0.75    | 12.84  | 3.05    | 5.96      | 4.34    | 0.54       | 1.95    | 6.97    | 27.80  | 5.75    | 0.46    | 2.53   | 5.19     | 4.53    |
|                                 | %   | -                      | 0.03    | 0.38   | 0.10    | 0.36      | 0.45    | 0.02       | 0.10    | 0.21    | 0.57   | 0.23    | 0.02    | 0.06   | 0.17     | 0.19    |
| Total                           | PHH | 1989.66                | 225.17  | 891.27 | 2454.85 | 1374.86   | 2851.55 | 2279.17    | 3436.03 | 3352.82 | 942.57 | 2657.36 | 1040.52 | 613.53 | 2292.61  | 1334.48 |
|                                 | PP  | 424.54                 | 95.61   | 259.29 | 542.49  | 378.33    | 466.60  | 463.09     | 696.69  | 623.83  | 287.53 | 577.47  | 229.32  | 168.85 | 433.20   | 330.78  |
|                                 | %   | 23.62                  | 2.95    | 8.49   | 24.48   | 14.65     | 30.48   | 23.35      | 29.49   | 28.37   | 10.14  | 21.67   | 10.93   | 7.62   | 16.75    | 14.94   |



Table 16c : Quantity of food, drinks, and tobacco consumed by domestic expenditure group - Country Urban

| Expenditure Item | Unit of Measurement | DOMESTIC EXPENDITURE GROUP (B I R R) |          |           |           |           |           |           |
|------------------|---------------------|--------------------------------------|----------|-----------|-----------|-----------|-----------|-----------|
|                  |                     | Below 600                            | 600- 999 | 1000-1399 | 1400-1999 | 2000-2599 | 2600-3399 | 3400-4199 |
| FOOD             | PHH                 | 133,642                              | 214,920  | 332,903   | 426,447   | 554,595   | 650,874   | 761,912   |
|                  | PP                  | 133,642                              | 199,763  | 219,175   | 215,515   | 230,688   | 257,311   | 250,633   |
| Cereals Unmilled | PHH                 | 15,379                               | 11,008   | 22,979    | 24,568    | 25,480    | 28,279    | 38,076    |
|                  | PP                  | 15,379                               | 10,349   | 13,394    | 13,103    | 10,388    | 10,878    | 10,633    |
| 'Teff' white     | PHH                 | -                                    | -        | -         | 17        | -         | 44        | 777       |
|                  | PP                  | -                                    | -        | -         | 9         | -         | 16        | 505       |
| 'Teff' black     | PHH                 | -                                    | -        | 567       | 837       | 269       | 958       | 2,257     |
|                  | PP                  | -                                    | -        | 567       | 827       | 55        | 467       | 710       |
| 'Teff' mixed     | PHH                 | -                                    | -        | -         | 32        | -         | 278       | 658       |
|                  | PP                  | -                                    | -        | -         | 16        | -         | 123       | 237       |
| 'Wheat' white    | PHH                 | 63                                   | 3,739    | 3,490     | 3,246     | 3,805     | 4,307     | 4,057     |
|                  | PP                  | 63                                   | 3,669    | 2,289     | 1,542     | 2,044     | 1,475     | 1,253     |
| 'Wheat' black    | PHH                 | 4,437                                | 1,251    | 1,782     | 2,828     | 3,413     | 2,355     | 2,444     |
|                  | PP                  | 4,437                                | 1,217    | 878       | 1,764     | 1,154     | 814       | 606       |
| 'Wheat' mixed    | PHH                 | -                                    | -        | 82        | 289       | 548       | 229       | 381       |
|                  | PP                  | -                                    | -        | 82        | 138       | 193       | 60        | 89        |
| Barley black     | PHH                 | 19                                   | 366      | 1,397     | 777       | 935       | 1,305     | 831       |
|                  | PP                  | 19                                   | 334      | 1,029     | 302       | 392       | 372       | 333       |
| Barley white     | PHH                 | -                                    | 356      | 228       | 349       | 190       | 522       | 268       |
|                  | PP                  | -                                    | 343      | 144       | 309       | 66        | 188       | 82        |
| Barley mixed     | PHH                 | -                                    | -        | 606       | 679       | 986       | 475       | 451       |
|                  | PP                  | -                                    | -        | 361       | 258       | 353       | 149       | 107       |
| Barley for Beer  | PHH                 | -                                    | -        | -         | -         | 69        | 20        | 1         |
|                  | PP                  | -                                    | -        | -         | -         | 69        | 5         | 1         |
| Barley and wheat | PHH                 | -                                    | -        | 18        | -         | -         | 87        | 39        |
|                  | PP                  | -                                    | -        | 18        | -         | -         | 22        | 12        |
| Maize            | PHH                 | 5,688                                | 3,013    | 11,125    | 6,585     | 7,500     | 6,053     | 10,276    |
|                  | PP                  | 5,688                                | 2,529    | 4,835     | 2,796     | 2,472     | 1,890     | 2,537     |
| Durrah           | PHH                 | -                                    | 53       | -         | 89        | 17        | 59        | 2         |
|                  | PP                  | -                                    | 26       | -         | 44        | 6         | 14        | -         |
| Sorghum          | PHH                 | -                                    | 1        | 184       | 485       | 869       | 600       | 892       |

Table 16c (Contd.): Quantity of food, drinks, and tobacco consumed by domestic expenditure group - Country Urban

| Expenditure Item | Unit of Measurement | DOMESTIC EXPENDITURE GROUP (B I R R) |           |           |            |             |              |               | T o t a l |
|------------------|---------------------|--------------------------------------|-----------|-----------|------------|-------------|--------------|---------------|-----------|
|                  |                     | 4200-5399                            | 5400-6599 | 6600-8999 | 9000-12599 | 12600-16199 | 16200 -19999 | 20,000 & over |           |
| FOOD             | PHH                 | 887,383                              | 1,019,641 | 1,142,958 | 1,293,619  | 1,473,760   | 1,595,752    | 1,833,400     | 986,815   |
|                  | PP                  | 240,545                              | 246,693   | 251,646   | 255,882    | 248,316     | 269,510      | 288,641       | 248,455   |
| Cereals Unmilled | PHH                 | 39,388                               | 45,664    | 49,766    | 40,090     | 49,541      | 62,689       | 63,167        | 40,747    |
|                  | PP                  | 8,917                                | 9,525     | 9,397     | 7,570      | 7,766       | 10,273       | 9,304         | 9,698     |
| 'Teff' white     | PHH                 | 539                                  | 488       | 496       | 1,990      | 1,368       | 1,957        | 6,048         | 946       |
|                  | PP                  | 143                                  | 162       | 107       | 602        | 224         | 412          | 1,041         | 251       |
| 'Teff' black     | PHH                 | 587                                  | 1,060     | 1,745     | 523        | 755         | 604          | 651           | 1,018     |
|                  | PP                  | 132                                  | 134       | 346       | 120        | 78          | 75           | 152           | 290       |
| 'Teff' mixed     | PHH                 | 836                                  | 1,690     | 3,086     | 2,298      | 4,965       | 4,535        | 2,310         | 1,636     |
|                  | PP                  | 209                                  | 351       | 657       | 335        | 648         | 820          | 393           | 323       |
| 'Wheat' white    | PHH                 | 6,224                                | 7,913     | 6,478     | 6,960      | 6,734       | 9,731        | 11,735        | 6,143     |
|                  | PP                  | 1,508                                | 1,633     | 1,282     | 1,119      | 1,026       | 1,636        | 1,436         | 1,457     |
| 'Wheat' black    | PHH                 | 2,163                                | 3,529     | 5,954     | 787        | 1,102       | 968          | 968           | 2,747     |
|                  | PP                  | 515                                  | 621       | 951       | 150        | 198         | 162          | 118           | 667       |
| 'Wheat' mixed    | PHH                 | 265                                  | 253       | 278       | 359        | 154         | 322          | 174           | 290       |
|                  | PP                  | 50                                   | 88        | 47        | 67         | 26          | 62           | 27            | 72        |
| Barley black     | PHH                 | 1,539                                | 2,187     | 2,467     | 2,776      | 4,362       | 2,663        | 2,797         | 1,938     |
|                  | PP                  | 470                                  | 607       | 565       | 492        | 531         | 407          | 393           | 470       |
| Barley white     | PHH                 | 1,252                                | 687       | 1,131     | 762        | 3,436       | 2,283        | 3,760         | 1,074     |
|                  | PP                  | 365                                  | 120       | 197       | 157        | 641         | 440          | 468           | 238       |
| Barley mixed     | PHH                 | 621                                  | 926       | 625       | 516        | 455         | 2,062        | 432           | 660       |
|                  | PP                  | 168                                  | 194       | 131       | 69         | 77          | 377          | 55            | 161       |
| Barley for Beer  | PHH                 | -                                    | 1         | 2         | 13         | 1           | 10           | -             | 9         |
|                  | PP                  | -                                    | -         | -         | 2          | -           | 1            | -             | 5         |
| Barley and wheat | PHH                 | 406                                  | 472       | 1         | 12         | 18          | -            | 3             | 129       |
|                  | PP                  | 59                                   | 66        | 1         | 2          | 2           | -            | -             | 20        |
| Maize            | PHH                 | 8,911                                | 9,830     | 10,258    | 5,769      | 13,378      | 19,754       | 13,696        | 9,325     |
|                  | PP                  | 1,978                                | 1,737     | 1,603     | 1,059      | 2,324       | 3,142        | 1,682         | 2,015     |
| Durrah           | PHH                 | 46                                   | 15        | 295       | 32         | -           | -            | -             | 69        |
|                  | PP                  | 15                                   | 4         | 37        | 10         | -           | -            | -             | 14        |
| Sorghum          | PHH                 | 982                                  | 918       | 884       | 569        | 778         | 1,317        | 933           | 811       |

Table 16c : Quantity of food, drinks, and tobacco consumed by domestic expenditure group - Country Urban

| Expenditure Item | Unit of Measurement | DOMESTIC EXPENDITURE GROUP (B I R R) |          |           |           |           |           |           |
|------------------|---------------------|--------------------------------------|----------|-----------|-----------|-----------|-----------|-----------|
|                  |                     | Below 600                            | 600- 999 | 1000-1399 | 1400-1999 | 2000-2599 | 2600-3399 | 3400-4199 |
|                  | PP                  | -                                    | 1        | 168       | 197       | 292       | 180       | 196       |
| African millet   | PHH                 | 269                                  | -        | -         | 37        | -         | 67        | -         |
|                  | PP                  | 269                                  | -        | -         | 18        | -         | 25        | -         |
| Rice             | PHH                 | -                                    | -        | 107       | 192       | 181       | 561       | 971       |
|                  | PP                  | -                                    | -        | 54        | 133       | 97        | 246       | 393       |
| Oats             | PHH                 | -                                    | -        | 14        | 50        | 8         | 64        | 109       |
|                  | PP                  | -                                    | -        | 14        | 34        | 5         | 27        | 67        |
| 'Tenge'          | PHH                 | -                                    | -        | 43        | -         | -         | 15        | 59        |
|                  | PP                  | -                                    | -        | 43        | -         | -         | 4         | 11        |
| 'Sinar'          | PHH                 | -                                    | -        | -         | -         | -         | -         | 1         |
|                  | PP                  | -                                    | -        | -         | -         | -         | -         | -         |
| 'Maize Ripe      | PHH                 | 4,902                                | 2,229    | 3,295     | 6,819     | 6,080     | 9,263     | 12,975    |
|                  | PP                  | 4,902                                | 2,229    | 2,879     | 4,030     | 2,952     | 4,321     | 3,296     |
| Soya bean ripe   | PHH                 | -                                    | -        | 7         | 101       | 61        | 203       | 119       |
|                  | PP                  | -                                    | -        | 7         | 29        | 27        | 88        | 26        |
| Others           | PHH                 | -                                    | -        | 33        | 1,159     | 547       | 814       | 509       |
|                  | PP                  | -                                    | -        | 25        | 657       | 211       | 394       | 170       |
| Cereals Milled   | PHH                 | 45,137                               | 95,878   | 129,752   | 181,931   | 238,814   | 255,864   | 306,993   |
|                  | PP                  | 45,137                               | 87,057   | 82,654    | 87,154    | 96,895    | 95,414    | 93,638    |
| 'Teff' white     | PHH                 | -                                    | 1,144    | 1,545     | 4,062     | 8,024     | 9,665     | 20,593    |
|                  | PP                  | -                                    | 1,144    | 785       | 2,499     | 5,479     | 4,579     | 8,429     |
| 'Teff' black     | PHH                 | 24,025                               | 19,822   | 22,939    | 34,732    | 49,110    | 71,078    | 77,055    |
|                  | PP                  | 24,025                               | 18,855   | 16,037    | 20,724    | 22,749    | 27,178    | 23,504    |
| 'Teff' mixed     | PHH                 | 488                                  | 11,993   | 5,107     | 17,400    | 21,776    | 38,858    | 61,328    |
|                  | PP                  | 488                                  | 11,963   | 3,892     | 8,586     | 9,701     | 18,339    | 21,992    |
| 'Wheat' white    | PHH                 | 7,935                                | 11,108   | 13,384    | 14,658    | 22,812    | 20,249    | 25,332    |
|                  | PP                  | 7,935                                | 10,874   | 9,347     | 6,754     | 10,344    | 6,690     | 7,869     |
| 'Wheat' black    | PHH                 | 3,662                                | 9,918    | 16,774    | 15,033    | 27,734    | 25,212    | 20,116    |
|                  | PP                  | 3,662                                | 9,450    | 10,919    | 7,079     | 9,233     | 7,696     | 6,077     |
| 'Wheat' mixed    | PHH                 | -                                    | -        | 996       | 1,439     | 3,378     | 1,598     | 1,853     |
|                  | PP                  | -                                    | -        | 996       | 790       | 1,165     | 433       | 537       |

Table 16c (Contd.): Quantity of food, drinks, and tobacco consumed by domestic expenditure group - Country Urban

| Expenditure Item | Unit of Measurement | DOMESTIC EXPENDITURE GROUP (B I R R) |           |           |            |             |              |               | T o t a l |
|------------------|---------------------|--------------------------------------|-----------|-----------|------------|-------------|--------------|---------------|-----------|
|                  |                     | 4200-5399                            | 5400-6599 | 6600-8999 | 9000-12599 | 12600-16199 | 16200 -19999 | 20,000 & over |           |
|                  | PP                  | 196                                  | 160       | 165       | 101        | 117         | 208          | 140           | 173       |
| African millet   | PHH                 | 55                                   | 47        | 106       | 11         | 282         | 343          | 100           | 70        |
|                  | PP                  | 9                                    | 10        | 19        | 2          | 28          | 57           | 15            | 13        |
| Rice             | PHH                 | 1,634                                | 2,095     | 4,123     | 5,177      | 5,502       | 9,778        | 13,213        | 3,098     |
|                  | PP                  | 537                                  | 612       | 791       | 1,015      | 896         | 1,474        | 2,292         | 665       |
| Oats             | PHH                 | 269                                  | 281       | 614       | 699        | 715         | 643          | 895           | 362       |
|                  | PP                  | 66                                   | 79        | 135       | 163        | 117         | 165          | 161           | 88        |
| 'Temge'          | PHH                 | 39                                   | 126       | 22        | -          | -           | -            | 1             | 31        |
|                  | PP                  | 7                                    | 21        | 4         | -          | -           | -            | -             | 6         |
| 'Sinar'          | PHH                 | -                                    | -         | 15        | 10         | -           | -            | -             | 3         |
|                  | PP                  | -                                    | -         | 3         | 2          | -           | -            | -             | 1         |
| 'Maize Ripe      | PHH                 | 12,602                               | 12,572    | 9,622     | 9,778      | 5,284       | 5,260        | 4,972         | 9,585     |
|                  | PP                  | 2,375                                | 2,809     | 2,088     | 1,923      | 786         | 742          | 845           | 2,549     |
| Soya bean ripe   | PHH                 | 136                                  | 191       | 24        | 28         | 16          | 37           | -             | 93        |
|                  | PP                  | 39                                   | 51        | 3         | 4          | 2           | 4            | -             | 28        |
| Others           | PHH                 | 283                                  | 382       | 1,540     | 1,022      | 237         | 422          | 480           | 709       |
|                  | PP                  | 76                                   | 67        | 265       | 177        | 43          | 90           | 84            | 193       |
| Cereals Milled   | PHH                 | 359,263                              | 430,779   | 453,206   | 527,902    | 644,256     | 650,525      | 664,615       | 399,426   |
|                  | PP                  | 93,084                               | 99,052    | 94,128    | 98,500     | 104,544     | 107,811      | 101,683       | 95,934    |
| 'Teff' white     | PHH                 | 28,744                               | 41,386    | 56,437    | 110,819    | 179,959     | 172,440      | 250,132       | 60,404    |
|                  | PP                  | 10,272                               | 13,420    | 15,454    | 23,996     | 32,450      | 31,550       | 39,284        | 14,408    |
| 'Teff' black     | PHH                 | 96,061                               | 116,957   | 79,549    | 78,567     | 78,681      | 71,137       | 48,703        | 77,328    |
|                  | PP                  | 24,311                               | 26,893    | 15,152    | 13,802     | 11,814      | 11,254       | 7,120         | 19,916    |
| 'Teff' mixed     | PHH                 | 74,687                               | 108,968   | 147,187   | 179,651    | 218,481     | 220,351      | 215,863       | 106,547   |
|                  | PP                  | 21,937                               | 25,554    | 32,190    | 32,702     | 34,798      | 36,140       | 33,923        | 24,514    |
| 'Wheat' white    | PHH                 | 33,700                               | 44,892    | 52,090    | 68,004     | 80,966      | 86,345       | 94,153        | 44,038    |
|                  | PP                  | 8,182                                | 9,828     | 10,198    | 11,892     | 12,889      | 14,350       | 13,648        | 9,696     |
| 'Wheat' black    | PHH                 | 20,616                               | 21,407    | 21,294    | 10,486     | 14,209      | 11,841       | 9,403         | 19,025    |
|                  | PP                  | 5,103                                | 4,041     | 3,635     | 1,935      | 1,754       | 1,644        | 1,224         | 4,822     |
| 'Wheat' mixed    | PHH                 | 2,454                                | 1,727     | 2,527     | 2,982      | 4,020       | 2,189        | 1,891         | 2,297     |
|                  | PP                  | 596                                  | 344       | 532       | 493        | 610         | 370          | 320           | 553       |

Table 16c : Quantity of food, drinks, and tobacco consumed by domestic expenditure group - Country Urban

| Expenditure Item          | Unit of Measurement | DOMESTIC EXPENDITURE GROUP (B I R R) |          |           |           |           |           |           |
|---------------------------|---------------------|--------------------------------------|----------|-----------|-----------|-----------|-----------|-----------|
|                           |                     | Below 600                            | 600- 999 | 1000-1399 | 1400-1999 | 2000-2599 | 2600-3399 | 3400-4199 |
| Barley white              | PHH                 | -                                    | 210      | 3,907     | 1,907     | 2,934     | 2,950     | 3,770     |
|                           | PP                  | -                                    | 210      | 3,102     | 852       | 1,200     | 1,209     | 1,462     |
| Barley mixed              | PHH                 | -                                    | -        | -         | 488       | 657       | 151       | 153       |
|                           | PP                  | -                                    | -        | -         | 242       | 210       | 88        | 70        |
| Barley for beer           | PHH                 | -                                    | -        | -         | -         | 13        | 6         | 2         |
|                           | PP                  | -                                    | -        | -         | -         | 4         | 2         | -         |
| Barley and wheat          | PHH                 | -                                    | -        | -         | -         | 129       | 81        | 26        |
|                           | PP                  | -                                    | -        | -         | -         | 65        | 40        | 6         |
| Maize                     | PHH                 | 809                                  | 22,425   | 19,661    | 43,940    | 42,631    | 37,184    | 44,763    |
|                           | PP                  | 809                                  | 18,049   | 12,875    | 16,764    | 15,274    | 11,042    | 10,732    |
| Durrah                    | PHH                 | 1,261                                | 1,667    | 1,018     | 3,513     | 5,449     | 5,442     | 1,760     |
|                           | PP                  | 1,261                                | 1,643    | 659       | 1,204     | 2,011     | 1,869     | 417       |
| Sorghum                   | PHH                 | -                                    | 8,492    | 33,063    | 27,438    | 33,499    | 25,230    | 32,210    |
|                           | PP                  | -                                    | 5,921    | 17,796    | 13,635    | 11,644    | 9,415     | 7,765     |
| African millet            | PHH                 | -                                    | 7,043    | 8,706     | 13,090    | 13,950    | 8,141     | 7,896     |
|                           | PP                  | -                                    | 6,892    | 5,120     | 5,873     | 5,350     | 3,423     | 2,007     |
| 'Teff' white and sorghum  | PHH                 | -                                    | 340      | 194       | 696       | 885       | 891       | 1,627     |
|                           | PP                  | -                                    | 340      | 49        | 493       | 391       | 248       | 618       |
| 'Teff' black and Durrah   | PHH                 | -                                    | -        | -         | 79        | 754       | 1,105     | 257       |
|                           | PP                  | -                                    | -        | -         | 79        | 625       | 457       | 58        |
| Wheat and Maize           | PHH                 | -                                    | 757      | 358       | 375       | 333       | 667       | 872       |
|                           | PP                  | -                                    | 757      | 129       | 178       | 83        | 181       | 181       |
| 'Teff' and African millet | PHH                 | -                                    | -        | -         | 65        | 249       | 525       | 143       |
|                           | PP                  | -                                    | -        | -         | 32        | 120       | 98        | 59        |
| Oats                      | PHH                 | -                                    | -        | 6         | 177       | 117       | 354       | 512       |
|                           | PP                  | -                                    | -        | 6         | 77        | 60        | 103       | 149       |
| Barley black              | PHH                 | -                                    | 171      | 177       | 112       | 155       | 48        | 49        |
|                           | PP                  | -                                    | 171      | 89        | 67        | 39        | 21        | 17        |
| 'Beso'                    | PHH                 | -                                    | 788      | 747       | 823       | 1,257     | 2,878     | 1,700     |
|                           | PP                  | -                                    | 788      | 408       | 410       | 379       | 1,121     | 517       |

Table 16c (Contd.): Quantity of food, drinks, and tobacco consumed by domestic expenditure group - Country Urban

| Expenditure Item         | Unit of Measurement | DOMESTIC EXPENDITURE GROUP (B I R R) |           |           |            |             |              |               | T o t a l |
|--------------------------|---------------------|--------------------------------------|-----------|-----------|------------|-------------|--------------|---------------|-----------|
|                          |                     | 4200-5399                            | 5400-6599 | 6600-8999 | 9000-12599 | 12600-16199 | 16200 -19999 | 20,000 & over |           |
| Barley white             | PHH                 | 3,664                                | 2,358     | 6,441     | 4,103      | 6,055       | 4,997        | 5,607         | 4,033     |
|                          | PP                  | 812                                  | 682       | 1,379     | 790        | 1,143       | 934          | 914           | 1,079     |
| Barley mixed             | PHH                 | 697                                  | 384       | 347       | 331        | 644         | 321          | 717           | 413       |
|                          | PP                  | 211                                  | 132       | 58        | 52         | 148         | 59           | 103           | 117       |
| Barley for beer          | PHH                 | 3                                    | 5         | 189       | 52         | 8           | 58           | 9             | 40        |
|                          | PP                  | 1                                    | 2         | 36        | 10         | 1           | 9            | 1             | 8         |
| Barley and wheat         | PHH                 | 146                                  | -         | 124       | -          | 534         | -            | 7             | 88        |
|                          | PP                  | 49                                   | -         | 13        | -          | 76          | -            | 2             | 22        |
| Maize                    | PHH                 | 45,675                               | 44,560    | 50,779    | 39,012     | 37,706      | 36,464       | 12,599        | 41,306    |
|                          | PP                  | 9,118                                | 8,347     | 8,440     | 6,613      | 4,982       | 4,741        | 1,659         | 9,201     |
| Durrah                   | PHH                 | 3,664                                | 3,252     | 3,710     | 3,488      | 210         | 2,549        | 170           | 3,258     |
|                          | PP                  | 801                                  | 874       | 588       | 598        | 36          | 341          | 25            | 838       |
| Sorghum                  | PHH                 | 31,843                               | 23,298    | 19,862    | 15,539     | 11,470      | 21,876       | 10,535        | 23,977    |
|                          | PP                  | 7,072                                | 4,507     | 3,930     | 2,915      | 1,954       | 3,350        | 1,301         | 6,310     |
| African millet           | PHH                 | 5,962                                | 7,284     | 3,146     | 3,706      | 796         | 1,027        | 2,441         | 6,187     |
|                          | PP                  | 1,474                                | 1,490     | 613       | 502        | 108         | 132          | 334           | 1,900     |
| 'Teff' white and sorghum | PHH                 | 1,155                                | 2,254     | 1,722     | 2,550      | 1,686       | 11,391       | 2,993         | 1,912     |
|                          | PP                  | 294                                  | 416       | 391       | 564        | 349         | 1,635        | 360           | 440       |
| 'Teff' black and Durrah  | PHH                 | 1,079                                | 488       | 188       | 86         | 902         | 8            | -             | 496       |
|                          | PP                  | 230                                  | 73        | 52        | 18         | 99          | 1            | -             | 156       |
| Wheat and Maize          | PHH                 | 962                                  | 1,686     | 608       | 1,083      | 1,599       | 1,445        | 801           | 915       |
|                          | PP                  | 286                                  | 269       | 145       | 283        | 230         | 205          | 89            | 207       |
| 'Teff and African millet | PHH                 | 680                                  | 1,143     | 198       | 61         | -           | -            | 225           | 365       |
|                          | PP                  | 276                                  | 365       | 40        | 12         | -           | -            | 23            | 116       |
| Oats                     | PHH                 | 447                                  | 708       | 1,175     | 1,326      | 727         | 626          | 1,248         | 691       |
|                          | PP                  | 133                                  | 192       | 210       | 267        | 149         | 139          | 236           | 159       |
| Barley black             | PHH                 | 98                                   | 102       | 539       | 347        | 889         | 325          | 2,342         | 350       |
|                          | PP                  | 31                                   | 34        | 119       | 52         | 129         | 72           | 364           | 72        |
| 'Beso'                   | PHH                 | 1,489                                | 2,461     | 1,545     | 1,337      | 2,017       | 2,203        | 2,142         | 1,771     |
|                          | PP                  | 376                                  | 632       | 351       | 324        | 365         | 407          | 298           | 489       |

Table 16c : Quantity of food, drinks, and tobacco consumed by domestic expenditure group - Country Urban

| Expenditure Item | Unit of Measurement | DOMESTIC EXPENDITURE GROUP (B I R R) |          |           |           |           |           |           |
|------------------|---------------------|--------------------------------------|----------|-----------|-----------|-----------|-----------|-----------|
|                  |                     | Below 600                            | 600- 999 | 1000-1399 | 1400-1999 | 2000-2599 | 2600-3399 | 3400-4199 |
| 'Sinar'          | PHH                 | -                                    | -        | -         | -         | -         | 6         | 2         |
|                  | PP                  | -                                    | -        | -         | -         | -         | 1         | -         |
| 'Fafa'           | PHH                 | -                                    | -        | 594       | 97        | 348       | 525       | 248       |
|                  | PP                  | -                                    | -        | 258       | 40        | 75        | 165       | 69        |
| 'Dube'           | PHH                 | -                                    | -        | -         | -         | 3         | 15        | 53        |
|                  | PP                  | -                                    | -        | -         | -         | 1         | 4         | 15        |
| Others           | PHH                 | 6,957                                | -        | 577       | 1,806     | 2,618     | 3,006     | 4,672     |
|                  | PP                  | 6,957                                | -        | 189       | 775       | 693       | 1,012     | 1,089     |
| Pulses Unmilled  | PHH                 | 6,677                                | 14,494   | 10,372    | 9,047     | 9,302     | 9,491     | 11,955    |
|                  | PP                  | 6,677                                | 14,362   | 6,296     | 4,863     | 4,145     | 3,642     | 3,353     |
| Horse beans      | PHH                 | 2,617                                | 1,710    | 2,039     | 2,475     | 2,337     | 2,563     | 2,846     |
|                  | PP                  | 2,617                                | 1,606    | 1,305     | 1,424     | 1,174     | 1,017     | 667       |
| Chick peas       | PHH                 | 3,863                                | 10,004   | 4,658     | 3,498     | 4,060     | 3,908     | 4,803     |
|                  | PP                  | 3,863                                | 9,976    | 3,048     | 2,006     | 1,801     | 1,551     | 1,353     |
| Peas             | PHH                 | -                                    | 399      | 684       | 342       | 507       | 180       | 385       |
|                  | PP                  | -                                    | 399      | 400       | 169       | 302       | 44        | 121       |
| Lentils          | PHH                 | 22                                   | 2        | 270       | 309       | 493       | 850       | 874       |
|                  | PP                  | 22                                   | 2        | 216       | 183       | 183       | 302       | 333       |
| Haricot beans    | PHH                 | -                                    | 146      | 319       | 153       | 244       | 380       | 568       |
|                  | PP                  | -                                    | 146      | 247       | 76        | 82        | 125       | 151       |
| Peas mixed       | PHH                 | -                                    | -        | -         | 1         | 2         | 22        | 1         |
|                  | PP                  | -                                    | -        | -         | -         | 1         | 15        | -         |
| Vetch            | PHH                 | -                                    | -        | 32        | 123       | 14        | 28        | 64        |
|                  | PP                  | -                                    | -        | 16        | 43        | 3         | 9         | 23        |
| Fenugreek        | PHH                 | -                                    | 25       | 76        | 20        | 14        | 28        | 33        |
|                  | PP                  | -                                    | 25       | 22        | 11        | 6         | 13        | 8         |
| Soya beans       | PHH                 | 176                                  | 344      | 815       | 1,573     | 941       | 1,381     | 2,265     |
|                  | PP                  | 176                                  | 344      | 660       | 717       | 282       | 517       | 660       |
| 'Gibto'          | PHH                 | -                                    | 1,864    | 1,474     | 502       | 666       | 104       | 99        |
|                  | PP                  | -                                    | 1,864    | 375       | 211       | 302       | 35        | 35        |
| Others           | PHH                 | -                                    | -        | 6         | 51        | 25        | 48        | 15        |

Table 16c (Contd.): Quantity of food, drinks, and tobacco consumed by domestic expenditure group - Country Urban

| Expenditure Item | Unit of Measurement | DOMESTIC EXPENDITURE GROUP (B I R R) |           |           |            |             |              |               | T o t a l |
|------------------|---------------------|--------------------------------------|-----------|-----------|------------|-------------|--------------|---------------|-----------|
|                  |                     | 4200-5399                            | 5400-6599 | 6600-8999 | 9000-12599 | 12600-16199 | 16200 -19999 | 20,000 & over |           |
| 'Sinar'          | PHH                 | 1                                    | -         | -         | -          | 98          | -            | -             | 6         |
|                  | PP                  | -                                    | -         | -         | -          | 12          | -            | -             | 1         |
| 'Fafa'           | PHH                 | 572                                  | 733       | 1,119     | 423        | 8           | 23           | 865           | 546       |
|                  | PP                  | 95                                   | 108       | 148       | 56         | 1           | 6            | 128           | 97        |
| 'Dube'           | PHH                 | 33                                   | 136       | 164       | 264        | 371         | 1            | 88            | 103       |
|                  | PP                  | 10                                   | 29        | 47        | 61         | 86          | -            | 13            | 25        |
| Others           | PHH                 | 4,833                                | 4,592     | 2,267     | 3,686      | 2,221       | 2,908        | 1,680         | 3,331     |
|                  | PP                  | 1,414                                | 822       | 407       | 563        | 360         | 471          | 314           | 787       |
| Pulses Unmilled  | PHH                 | 11,414                               | 10,436    | 10,969    | 11,005     | 9,861       | 12,495       | 12,810        | 10,821    |
|                  | PP                  | 2,673                                | 2,450     | 2,116     | 2,090      | 1,641       | 2,093        | 1,851         | 2,915     |
| Horse beans      | PHH                 | 2,172                                | 2,261     | 1,962     | 1,721      | 1,539       | 1,497        | 1,768         | 2,159     |
|                  | PP                  | 567                                  | 469       | 412       | 360        | 256         | 248          | 205           | 628       |
| Chick peas       | PHH                 | 4,730                                | 5,069     | 3,843     | 4,315      | 3,231       | 4,163        | 3,306         | 4,273     |
|                  | PP                  | 1,068                                | 1,242     | 794       | 789        | 518         | 678          | 443           | 1,219     |
| Peas             | PHH                 | 694                                  | 398       | 455       | 752        | 962         | 262          | 232           | 489       |
|                  | PP                  | 156                                  | 91        | 86        | 122        | 112         | 36           | 33            | 123       |
| Lentils          | PHH                 | 1,076                                | 1,249     | 1,573     | 2,321      | 3,088       | 3,898        | 5,467         | 1,575     |
|                  | PP                  | 293                                  | 328       | 361       | 485        | 595         | 728          | 840           | 373       |
| Haricot beans    | PHH                 | 689                                  | 194       | 949       | 665        | 60          | 94           | 1,347         | 544       |
|                  | PP                  | 162                                  | 36        | 149       | 103        | 11          | 15           | 220           | 117       |
| Peas mixed       | PHH                 | -                                    | 8         | 105       | 123        | -           | -            | 69            | 36        |
|                  | PP                  | -                                    | 2         | 30        | 13         | -           | -            | 9             | 8         |
| Vetch            | PHH                 | 20                                   | 68        | 22        | -          | 129         | 156          | 4             | 42        |
|                  | PP                  | 4                                    | 12        | 4         | -          | 18          | 17           | 1             | 10        |
| Fenugreek        | PHH                 | 106                                  | 58        | 74        | 67         | 139         | 137          | 83            | 66        |
|                  | PP                  | 29                                   | 16        | 17        | 14         | 24          | 26           | 12            | 16        |
| Soya beans       | PHH                 | 1,577                                | 934       | 1,487     | 963        | 679         | 2,009        | 402           | 1,321     |
|                  | PP                  | 285                                  | 192       | 201       | 185        | 102         | 308          | 66            | 322       |
| 'Gibto'          | PHH                 | 181                                  | 3         | 170       | -          | -           | 234          | -             | 189       |
|                  | PP                  | 55                                   | -         | 25        | -          | -           | 30           | -             | 70        |
| Others           | PHH                 | 170                                  | 194       | 329       | 79         | 34          | 46           | 131           | 126       |



Table 16c : Quantity of food, drinks, and tobacco consumed by domestic expenditure group - Country Urban

| Expenditure Item     | Unit of Measurement | DOMESTIC EXPENDITURE GROUP (B I R R) |          |           |           |           |           |           |
|----------------------|---------------------|--------------------------------------|----------|-----------|-----------|-----------|-----------|-----------|
|                      |                     | Below 600                            | 600- 999 | 1000-1399 | 1400-1999 | 2000-2599 | 2600-3399 | 3400-4199 |
|                      | PP                  | -                                    | -        | 6         | 23        | 9         | 14        | 2         |
| Pulses milled        | PHH                 | 4,319                                | 7,909    | 12,886    | 16,448    | 22,356    | 28,065    | 32,018    |
|                      | PP                  | 4,319                                | 7,536    | 9,400     | 9,047     | 9,877     | 11,424    | 10,622    |
| Horse beans milled   | PHH                 | 337                                  | 1,627    | 3,782     | 4,390     | 6,113     | 6,062     | 4,965     |
|                      | PP                  | 337                                  | 1,482    | 2,751     | 2,238     | 2,754     | 2,265     | 1,601     |
| Chick peas milled    | PHH                 | -                                    | 23       | 344       | 257       | 339       | 274       | 530       |
|                      | PP                  | -                                    | 23       | 284       | 112       | 248       | 101       | 153       |
| Peas milled          | PHH                 | 800                                  | 627      | 1,243     | 1,897     | 2,841     | 3,612     | 4,251     |
|                      | PP                  | 800                                  | 627      | 803       | 1,078     | 1,289     | 1,716     | 1,794     |
| Mixed pulses milled  | PHH                 | 692                                  | 1,297    | 1,064     | 2,217     | 2,181     | 2,967     | 4,165     |
|                      | PP                  | 692                                  | 1,246    | 767       | 1,310     | 971       | 1,313     | 1,238     |
| Vetch milled         | PHH                 | 2,257                                | 1,282    | 3,435     | 3,453     | 4,989     | 7,211     | 7,154     |
|                      | PP                  | 2,257                                | 1,177    | 2,230     | 2,032     | 2,040     | 2,639     | 2,187     |
| Peas split           | PHH                 | -                                    | 129      | 538       | 909       | 2,060     | 2,646     | 2,591     |
|                      | PP                  | -                                    | 119      | 472       | 576       | 890       | 1,113     | 837       |
| Lentils split        | PHH                 | 233                                  | 411      | 502       | 646       | 1,312     | 2,507     | 4,283     |
|                      | PP                  | 233                                  | 362      | 382       | 418       | 644       | 1,173     | 1,787     |
| Horse beans split    | PHH                 | -                                    | 1,348    | 1,330     | 1,695     | 1,789     | 1,451     | 1,851     |
|                      | PP                  | -                                    | 1,348    | 1,085     | 878       | 707       | 628       | 456       |
| Vetch split          | PHH                 | -                                    | -        | 80        | 17        | 56        | 75        | 67        |
|                      | PP                  | -                                    | -        | 80        | 8         | 15        | 31        | 20        |
| Haricot beans split  | PHH                 | -                                    | 24       | -         | 27        | 35        | 54        | 50        |
|                      | PP                  | -                                    | 24       | -         | 13        | 12        | 16        | 11        |
| Chick peas split     | PHH                 | -                                    | 674      | 487       | 568       | 283       | 847       | 1,577     |
|                      | PP                  | -                                    | 674      | 487       | 204       | 124       | 313       | 407       |
| Lentils milled       | PHH                 | -                                    | -        | -         | -         | 4         | 9         | 9         |
|                      | PP                  | -                                    | -        | -         | -         | 1         | 4         | 5         |
| Fenugreek milled     | PHH                 | -                                    | 122      | 15        | 209       | 190       | 128       | 360       |
|                      | PP                  | -                                    | 122      | 9         | 116       | 116       | 51        | 90        |
| Haricot beans milled | PHH                 | -                                    | -        | -         | 11        | 39        | 28        | 62        |
|                      | PP                  | -                                    | -        | -         | 5         | 11        | 8         | 12        |

Table 16c (Contd.): Quantity of food, drinks, and tobacco consumed by domestic expenditure group - Country Urban

| Expenditure Item     | Unit of Measurement | DOMESTIC EXPENDITURE GROUP (B I R R) |           |           |            |             |              |               | T o t a l |
|----------------------|---------------------|--------------------------------------|-----------|-----------|------------|-------------|--------------|---------------|-----------|
|                      |                     | 4200-5399                            | 5400-6599 | 6600-8999 | 9000-12599 | 12600-16199 | 16200 -19999 | 20,000 & over |           |
|                      | PP                  | 54                                   | 62        | 38        | 18         | 6           | 8            | 22            | 28        |
| Pulses milled        | PHH                 | 37,359                               | 44,576    | 45,894    | 54,224     | 64,429      | 68,379       | 72,637        | 41,181    |
|                      | PP                  | 10,412                               | 11,240    | 10,159    | 10,603     | 10,577      | 11,594       | 11,195        | 10,551    |
| Horse beans milled   | PHH                 | 6,699                                | 6,219     | 5,852     | 5,991      | 6,456       | 6,368        | 4,004         | 5,791     |
|                      | PP                  | 1,873                                | 1,573     | 1,214     | 1,020      | 912         | 1,074        | 610           | 1,611     |
| Chick peas milled    | PHH                 | 309                                  | 689       | 518       | 536        | 472         | 1,154        | 821           | 484       |
|                      | PP                  | 100                                  | 117       | 135       | 96         | 77          | 174          | 152           | 129       |
| Peas milled          | PHH                 | 5,582                                | 8,792     | 10,969    | 13,755     | 16,783      | 15,785       | 19,969        | 8,423     |
|                      | PP                  | 1,644                                | 2,387     | 2,540     | 2,769      | 2,830       | 2,867        | 3,161         | 2,106     |
| Mixed pulses milled  | PHH                 | 4,237                                | 4,129     | 4,429     | 4,985      | 6,238       | 6,158        | 4,012         | 4,029     |
|                      | PP                  | 1,138                                | 984       | 988       | 980        | 1,005       | 1,044        | 617           | 1,065     |
| Vetch milled         | PHH                 | 7,704                                | 8,467     | 5,572     | 4,771      | 4,996       | 3,447        | 2,535         | 5,995     |
|                      | PP                  | 1,856                                | 1,828     | 1,078     | 821        | 692         | 499          | 337           | 1,584     |
| Peas split           | PHH                 | 3,488                                | 4,792     | 6,126     | 7,496      | 10,109      | 13,829       | 14,128        | 5,184     |
|                      | PP                  | 1,156                                | 1,441     | 1,502     | 1,599      | 1,799       | 2,227        | 2,090         | 1,297     |
| Lentils split        | PHH                 | 5,587                                | 8,362     | 9,520     | 14,052     | 16,476      | 18,258       | 24,645        | 8,199     |
|                      | PP                  | 1,761                                | 2,171     | 2,137     | 2,836      | 2,804       | 3,210        | 3,840         | 1,948     |
| Horse beans split    | PHH                 | 2,050                                | 1,961     | 1,145     | 1,550      | 1,562       | 905          | 1,086         | 1,601     |
|                      | PP                  | 495                                  | 472       | 232       | 261        | 239         | 178          | 171           | 446       |
| Vetch split          | PHH                 | 221                                  | 72        | 337       | 205        | 31          | -            | 5             | 137       |
|                      | PP                  | 56                                   | 14        | 55        | 57         | 4           | -            | 1             | 33        |
| Haricot beans split  | PHH                 | 49                                   | 159       | 83        | 74         | 78          | 105          | 62            | 70        |
|                      | PP                  | 15                                   | 28        | 12        | 13         | 14          | 12           | 7             | 14        |
| Chick peas split     | PHH                 | 908                                  | 224       | 757       | 142        | 584         | 1,441        | 639           | 711       |
|                      | PP                  | 188                                  | 64        | 123       | 19         | 95          | 164          | 91            | 177       |
| Lentils milled       | PHH                 | 21                                   | 99        | 12        | 3          | 11          | 16           | 16            | 20        |
|                      | PP                  | 7                                    | 15        | 3         | -          | 1           | 3            | 3             | 4         |
| Fenugreek milled     | PHH                 | 338                                  | 346       | 381       | 394        | 331         | 347          | 287           | 305       |
|                      | PP                  | 85                                   | 101       | 91        | 82         | 63          | 58           | 39            | 82        |
| Haricot beans milled | PHH                 | 19                                   | 49        | 21        | 15         | 7           | 34           | 4             | 27        |
|                      | PP                  | 4                                    | 6         | 3         | 2          | 1           | 4            | -             | 5         |

Table 16c : Quantity of food, drinks, and tobacco consumed by domestic expenditure group - Country Urban

| Expenditure Item    | Unit of Measurement | DOMESTIC EXPENDITURE GROUP (B I R R) |          |           |           |           |           |           |
|---------------------|---------------------|--------------------------------------|----------|-----------|-----------|-----------|-----------|-----------|
|                     |                     | Below 600                            | 600- 999 | 1000-1399 | 1400-1999 | 2000-2599 | 2600-3399 | 3400-4199 |
| Others              | PHH                 | -                                    | 346      | 66        | 151       | 127       | 197       | 103       |
|                     | PP                  | -                                    | 333      | 50        | 59        | 54        | 52        | 23        |
| Oil seed            | PHH                 | -                                    | 447      | 525       | 446       | 655       | 607       | 1,052     |
|                     | PP                  | -                                    | 420      | 276       | 215       | 272       | 188       | 403       |
| Niger seed          | PHH                 | -                                    | 12       | 133       | 32        | 118       | 124       | 147       |
|                     | PP                  | -                                    | 12       | 56        | 17        | 37        | 40        | 45        |
| Linseed white       | PHH                 | -                                    | 10       | 2         | 26        | 6         | 26        | 494       |
|                     | PP                  | -                                    | 10       | 2         | 13        | 4         | 12        | 242       |
| Linseed black       | PHH                 | -                                    | 142      | 314       | 300       | 384       | 343       | 210       |
|                     | PP                  | -                                    | 115      | 155       | 134       | 163       | 94        | 61        |
| Sesame              | PHH                 | -                                    | -        | 1         | 58        | 54        | 23        | 35        |
|                     | PP                  | -                                    | -        | -         | 37        | 27        | 10        | 13        |
| Sunflower           | PHH                 | -                                    | 205      | 41        | 3         | 46        | 39        | 81        |
|                     | PP                  | -                                    | 205      | 41        | 1         | 21        | 13        | 19        |
| Castor beans        | PHH                 | -                                    | -        | -         | -         | -         | -         | -         |
| Rape seed           | PHH                 | -                                    | 78       | 34        | 26        | 48        | 52        | 85        |
|                     | PP                  | -                                    | 78       | 21        | 12        | 20        | 19        | 22        |
| Others              | PHH                 | -                                    | -        | -         | -         | -         | 1         | -         |
|                     | PP                  | -                                    | -        | -         | -         | -         | -         | -         |
| Cereal preparations | PHH                 | -                                    | -        | 116       | 491       | 534       | 1,371     | 2,041     |
|                     | PP                  | -                                    | -        | 81        | 386       | 357       | 679       | 1,035     |
| Spaghetti           | PHH                 | -                                    | -        | -         | 95        | 148       | 254       | 516       |
|                     | PP                  | -                                    | -        | -         | 93        | 111       | 119       | 302       |
| Pastini             | PHH                 | -                                    | -        | 10        | 15        | 22        | 44        | 9         |
|                     | PP                  | -                                    | -        | 10        | 5         | 10        | 11        | 2         |
| Macaroni            | PHH                 | -                                    | -        | 106       | 378       | 365       | 1,060     | 1,495     |
|                     | PP                  | -                                    | -        | 71        | 288       | 237       | 537       | 721       |
| Telateli            | PHH                 | -                                    | -        | -         | -         | -         | 2         | 5         |
|                     | PP                  | -                                    | -        | -         | -         | -         | 1         | 2         |
| Bocatini            | PHH                 | -                                    | -        | -         | -         | -         | -         | 1         |

Table 16c (Contd.): Quantity of food, drinks, and tobacco consumed by domestic expenditure group - Country Urban

| Expenditure Item    | Unit of Measurement | DOMESTIC EXPENDITURE GROUP (B I R R) |           |           |            |             |              |               | T o t a l |
|---------------------|---------------------|--------------------------------------|-----------|-----------|------------|-------------|--------------|---------------|-----------|
|                     |                     | 4200-5399                            | 5400-6599 | 6600-8999 | 9000-12599 | 12600-16199 | 16200 -19999 | 20,000 & over |           |
| Others              | PHH                 | 147                                  | 217       | 172       | 255        | 295         | 534          | 425           | 203       |
|                     | PP                  | 34                                   | 39        | 48        | 48         | 43          | 82           | 76            | 48        |
| Oil seed            | PHH                 | 402                                  | 798       | 538       | 440        | 524         | 535          | 450           | 592       |
|                     | PP                  | 112                                  | 200       | 106       | 88         | 94          | 85           | 72            | 173       |
| Niger seed          | PHH                 | 111                                  | 95        | 183       | 161        | 290         | 118          | 62            | 133       |
|                     | PP                  | 30                                   | 31        | 38        | 25         | 56          | 22           | 8             | 33        |
| Linseed white       | PHH                 | 7                                    | 399       | 10        | 9          | 6           | -            | 32            | 104       |
|                     | PP                  | 2                                    | 101       | 2         | 2          | 1           | -            | 7             | 39        |
| Linseed black       | PHH                 | 163                                  | 130       | 160       | 111        | 104         | 115          | 86            | 192       |
|                     | PP                  | 46                                   | 31        | 33        | 26         | 16          | 16           | 15            | 57        |
| Sesame              | PHH                 | 47                                   | 37        | 30        | 28         | 30          | 6            | 7             | 33        |
|                     | PP                  | 12                                   | 8         | 6         | 7          | 5           | 1            | 1             | 11        |
| Sunflower           | PHH                 | 7                                    | 47        | 75        | 46         | 56          | 191          | 210           | 60        |
|                     | PP                  | 2                                    | 9         | 12        | 12         | 9           | 25           | 32            | 14        |
| Castor beans        | PHH                 | -                                    | -         | -         | -          | -           | 1            | -             | -         |
| Rape seed           | PHH                 | 65                                   | 83        | 80        | 83         | 37          | 105          | 53            | 68        |
|                     | PP                  | 19                                   | 18        | 15        | 17         | 6           | 20           | 9             | 17        |
| Others              | PHH                 | 1                                    | 7         | -         | 1          | -           | -            | -             | 1         |
|                     | PP                  | -                                    | 4         | -         | -          | -           | -            | -             | -         |
| Cereal preparations | PHH                 | 3,444                                | 4,939     | 6,932     | 11,630     | 15,208      | 16,868       | 26,678        | 6,428     |
|                     | PP                  | 1,575                                | 1,679     | 2,001     | 2,727      | 2,834       | 3,024        | 4,316         | 1,696     |
| Spaghetti           | PHH                 | 1,309                                | 1,376     | 2,595     | 4,732      | 6,161       | 6,835        | 12,292        | 2,494     |
|                     | PP                  | 715                                  | 496       | 776       | 1,190      | 1,191       | 1,235        | 2,025         | 665       |
| Pastini             | PHH                 | 43                                   | 128       | 121       | 333        | 473         | 618          | 1,043         | 179       |
|                     | PP                  | 13                                   | 43        | 40        | 82         | 96          | 112          | 183           | 42        |
| Macaroni            | PHH                 | 2,053                                | 3,348     | 4,024     | 6,396      | 8,060       | 9,042        | 12,811        | 3,624     |
|                     | PP                  | 831                                  | 1,109     | 1,131     | 1,420      | 1,459       | 1,618        | 2,027         | 959       |
| Telateli            | PHH                 | -                                    | 18        | 35        | 29         | 115         | 204          | 318           | 40        |
|                     | PP                  | -                                    | 11        | 17        | 8          | 24          | 33           | 35            | 9         |
| Bucatini            | PHH                 | 3                                    | -         | 49        | 76         | 52          | 40           | 4             | 20        |

Table 16c : Quantity of food, drinks, and tobacco consumed by domestic expenditure group - Country Urban

| Expenditure Item            | Unit of Measurement | DOMESTIC EXPENDITURE GROUP (B I R R) |          |           |           |           |           |           |
|-----------------------------|---------------------|--------------------------------------|----------|-----------|-----------|-----------|-----------|-----------|
|                             |                     | Below 600                            | 600- 999 | 1000-1399 | 1400-1999 | 2000-2599 | 2600-3399 | 3400-4199 |
|                             | PP                  | -                                    | -        | -         | -         | -         | -         | 1         |
| Others                      | PHH                 | -                                    | -        | -         | 3         | -         | 12        | 15        |
|                             | PP                  | -                                    | -        | -         | 1         | -         | 12        | 7         |
| Bread & other prepared food | PHH                 | 37,188                               | 27,970   | 62,378    | 66,843    | 81,033    | 107,622   | 112,307   |
|                             | PP                  | 37,188                               | 25,702   | 48,817    | 39,221    | 35,584    | 43,785    | 43,928    |
| 'Injera'                    | PHH                 | 26,660                               | 20,314   | 33,902    | 37,641    | 52,355    | 71,685    | 68,687    |
|                             | PP                  | 26,660                               | 18,646   | 27,654    | 22,958    | 24,062    | 28,985    | 28,093    |
| Wheat bread(traditional)    | PHH                 | 10,458                               | 5,522    | 20,631    | 19,480    | 21,186    | 18,918    | 22,337    |
|                             | PP                  | 10,458                               | 4,926    | 15,553    | 10,206    | 7,729     | 6,927     | 6,685     |
| Wheat bread (bakery)        | PHH                 | 59                                   | 2,059    | 4,755     | 5,946     | 6,920     | 14,718    | 19,166    |
|                             | PP                  | 59                                   | 2,055    | 3,413     | 3,863     | 3,414     | 6,308     | 8,120     |
| Cakes                       | PHH                 | -                                    | -        | -         | -         | 39        | -         | 9         |
|                             | PP                  | -                                    | -        | -         | -         | 10        | -         | 6         |
| Biscuits                    | PHH                 | -                                    | 1        | 1         | 44        | 31        | 85        | 75        |
|                             | PP                  | -                                    | 1        | 1         | 20        | 24        | 30        | 39        |
| Others                      | PHH                 | 12                                   | 74       | 3,091     | 3,732     | 502       | 2,215     | 2,034     |
|                             | PP                  | 12                                   | 74       | 2,197     | 2,175     | 344       | 1,534     | 984       |
| Meat                        | PHH                 | -                                    | 181      | 1,223     | 1,586     | 3,320     | 6,589     | 12,409    |
|                             | PP                  | -                                    | 179      | 972       | 812       | 1,817     | 3,176     | 4,723     |
| Beef                        | PHH                 | -                                    | 181      | 1,223     | 1,313     | 2,545     | 5,595     | 10,041    |
|                             | PP                  | -                                    | 179      | 972       | 673       | 1,361     | 2,676     | 3,790     |
| Mutton                      | PHH                 | -                                    | -        | -         | 2         | 187       | 264       | 978       |
|                             | PP                  | -                                    | -        | -         | 1         | 91        | 144       | 412       |
| Chicken                     | PHH                 | -                                    | -        | -         | 244       | 299       | 668       | 1,154     |
|                             | PP                  | -                                    | -        | -         | 113       | 194       | 322       | 413       |
| Pork                        | PHH                 | -                                    | -        | -         | -         | -         | -         | -         |
|                             | PP                  | -                                    | -        | -         | -         | -         | -         | -         |
| Canned meat                 | PHH                 | -                                    | -        | -         | -         | -         | -         | 4         |
|                             | PP                  | -                                    | -        | -         | -         | -         | -         | 1         |
| Goat meat                   | PHH                 | -                                    | -        | -         | 19        | 75        | 58        | 183       |
|                             | PP                  | -                                    | -        | -         | 17        | 50        | 31        | 85        |

Table 16c (Contd.): Quantity of food, drinks, and tobacco consumed by domestic expenditure group - Country Urban

| Expenditure Item            | Unit of Measurement | DOMESTIC EXPENDITURE GROUP (B I R R) |           |           |            |             |              |               | T o t a l |
|-----------------------------|---------------------|--------------------------------------|-----------|-----------|------------|-------------|--------------|---------------|-----------|
|                             |                     | 4200-5399                            | 5400-6599 | 6600-8999 | 9000-12599 | 12600-16199 | 16200 -19999 | 20,000 & over |           |
|                             | PP                  | 1                                    | -         | 16        | 11         | 8           | 4            | 1             | 4         |
| Others                      | PHH                 | 36                                   | 68        | 109       | 64         | 348         | 128          | 210           | 71        |
|                             | PP                  | 16                                   | 20        | 20        | 16         | 57          | 20           | 44            | 17        |
| Bread & other prepared food | PHH                 | 126,566                              | 137,329   | 136,580   | 148,302    | 112,807     | 130,436      | 147,783       | 120,809   |
|                             | PP                  | 38,082                               | 34,047    | 31,261    | 31,568     | 19,333      | 23,412       | 23,019        | 34,922    |
| 'Injera'                    | PHH                 | 77,283                               | 77,101    | 68,475    | 67,192     | 30,950      | 45,122       | 34,075        | 63,033    |
|                             | PP                  | 23,944                               | 19,593    | 16,032    | 15,109     | 5,348       | 8,679        | 4,819         | 19,874    |
| Wheat bread(traditional)    | PHH                 | 21,600                               | 27,692    | 22,453    | 18,845     | 16,730      | 11,392       | 7,206         | 20,316    |
|                             | PP                  | 5,419                                | 5,610     | 4,279     | 3,169      | 2,490       | 1,890        | 994           | 5,394     |
| Wheat bread (bakery)        | PHH                 | 26,659                               | 31,817    | 44,329    | 60,827     | 64,250      | 72,149       | 103,223       | 35,869    |
|                             | PP                  | 8,390                                | 8,672     | 10,572    | 12,976     | 11,332      | 12,514       | 16,632        | 9,005     |
| Cakes                       | PHH                 | 29                                   | 43        | 121       | 60         | 215         | 440          | 1,437         | 136       |
|                             | PP                  | 12                                   | 9         | 42        | 12         | 40          | 78           | 231           | 28        |
| Biscuits                    | PHH                 | 122                                  | 234       | 205       | 295        | 269         | 345          | 634           | 184       |
|                             | PP                  | 45                                   | 50        | 60        | 73         | 72          | 66           | 97            | 49        |
| Others                      | PHH                 | 873                                  | 443       | 997       | 1,082      | 393         | 989          | 1,208         | 1,272     |
|                             | PP                  | 272                                  | 113       | 276       | 228        | 52          | 185          | 246           | 571       |
| Meat                        | PHH                 | 16,423                               | 19,739    | 34,480    | 49,200     | 80,518      | 85,327       | 136,584       | 31,134    |
|                             | PP                  | 5,764                                | 6,017     | 9,465     | 10,659     | 14,743      | 15,021       | 21,688        | 7,425     |
| Beef                        | PHH                 | 12,826                               | 14,260    | 23,388    | 32,527     | 47,154      | 46,580       | 70,748        | 19,850    |
|                             | PP                  | 4,292                                | 4,340     | 5,970     | 7,299      | 8,655       | 8,301        | 11,698        | 4,915     |
| Mutton                      | PHH                 | 1,255                                | 2,635     | 6,332     | 8,723      | 18,827      | 22,740       | 49,261        | 6,694     |
|                             | PP                  | 714                                  | 843       | 2,280     | 1,728      | 3,410       | 3,651        | 7,084         | 1,444     |
| Chicken                     | PHH                 | 1,467                                | 1,304     | 2,182     | 2,793      | 5,597       | 5,175        | 6,444         | 1,988     |
|                             | PP                  | 426                                  | 365       | 609       | 638        | 1,076       | 1,106        | 1,079         | 504       |
| Pork                        | PHH                 | -                                    | 1         | 3         | 1          | 56          | 10           | 9             | 4         |
|                             | PP                  | -                                    | -         | -         | -          | 11          | 1            | 2             | 1         |
| Canned meat                 | PHH                 | 2                                    | -         | -         | -          | -           | 13           | -             | 1         |
|                             | PP                  | 1                                    | -         | -         | -          | -           | 3            | -             | -         |
| Goat meat                   | PHH                 | 826                                  | 1,268     | 2,184     | 4,388      | 8,223       | 9,204        | 8,137         | 2,214     |
|                             | PP                  | 315                                  | 347       | 533       | 831        | 1,479       | 1,735        | 1,520         | 478       |

Table 16c : Quantity of food, drinks, and tobacco consumed by domestic expenditure group - Country Urban

| Expenditure Item     | Unit of Measurement | DOMESTIC EXPENDITURE GROUP (B I R R) |          |           |           |           |           |           |
|----------------------|---------------------|--------------------------------------|----------|-----------|-----------|-----------|-----------|-----------|
|                      |                     | Below 600                            | 600- 999 | 1000-1399 | 1400-1999 | 2000-2599 | 2600-3399 | 3400-4199 |
| Camel meat           | PHH                 | -                                    | -        | -         | -         | 1         | 1         | 38        |
|                      | PP                  | -                                    | -        | -         | -         | 1         | -         | 18        |
| Others               | PHH                 | -                                    | -        | -         | 8         | 213       | 2         | 11        |
|                      | PP                  | -                                    | -        | -         | 8         | 121       | 2         | 4         |
| Fish                 | PHH                 | -                                    | -        | -         | 36        | 226       | 276       | 224       |
|                      | PP                  | -                                    | -        | -         | 10        | 82        | 77        | 68        |
| Fish fresh           | PHH                 | -                                    | -        | -         | 35        | 222       | 261       | 214       |
|                      | PP                  | -                                    | -        | -         | 9         | 81        | 74        | 65        |
| Sardines             | PHH                 | -                                    | -        | -         | -         | 1         | -         | -         |
|                      | PP                  | -                                    | -        | -         | -         | 1         | -         | -         |
| Tuna                 | PHH                 | -                                    | -        | -         | -         | -         | -         | 1         |
|                      | PP                  | -                                    | -        | -         | -         | -         | -         | 1         |
| Fish dried           | PHH                 | -                                    | -        | -         | 2         | 3         | 14        | 9         |
|                      | PP                  | -                                    | -        | -         | -         | -         | 3         | 2         |
| Others               | PHH                 | -                                    | -        | -         | -         | -         | 1         | -         |
|                      | PP                  | -                                    | -        | -         | -         | -         | -         | -         |
| Milk, Cheese and Egg | PHH                 | -                                    | 731      | 147       | 2,980     | 4,643     | 7,890     | 10,506    |
|                      | PP                  | -                                    | 731      | 96        | 1,570     | 2,086     | 3,301     | 4,137     |
| Milk                 | PHH                 | -                                    | 724      | 111       | 2,463     | 3,505     | 5,518     | 8,532     |
|                      | PP                  | -                                    | 724      | 64        | 1,364     | 1,553     | 2,057     | 3,506     |
| Milk powdered        | PHH                 | -                                    | -        | -         | -         | -         | 6         | 31        |
|                      | PP                  | -                                    | -        | -         | -         | -         | 2         | 28        |
| Cottage cheese       | PHH                 | -                                    | -        | 28        | 147       | 312       | 450       | 650       |
|                      | PP                  | -                                    | -        | 28        | 97        | 107       | 175       | 203       |
| Yoghurt (clotted)    | PHH                 | -                                    | -        | -         | 12        | 153       | 175       | 709       |
|                      | PP                  | -                                    | -        | -         | 12        | 88        | 137       | 268       |
| Butter milk          | PHH                 | -                                    | 5        | 8         | 355       | 668       | 1,709     | 521       |
|                      | PP                  | -                                    | 5        | 4         | 95        | 335       | 913       | 116       |
| Eggs                 | PHH                 | -                                    | 1        | 1         | 3         | 4         | 10        | 16        |
|                      | PP                  | -                                    | 1        | -         | 1         | 3         | 6         | 8         |

Table 16c (Contd.): Quantity of food, drinks, and tobacco consumed by domestic expenditure group - Country Urban

| Expenditure Item     | Unit of Measurement | DOMESTIC EXPENDITURE GROUP (B I R R) |           |           |            |             |              |               | T o t a l |
|----------------------|---------------------|--------------------------------------|-----------|-----------|------------|-------------|--------------|---------------|-----------|
|                      |                     | 4200-5399                            | 5400-6599 | 6600-8999 | 9000-12599 | 12600-16199 | 16200 -19999 | 20,000 & over |           |
| Camel meat           | PHH                 | 20                                   | 224       | 294       | 694        | 525         | 1,519        | 1,840         | 319       |
|                      | PP                  | 8                                    | 115       | 49        | 142        | 91          | 205          | 257           | 62        |
| Others               | PHH                 | 28                                   | 47        | 97        | 73         | 137         | 84           | 145           | 65        |
|                      | PP                  | 7                                    | 8         | 23        | 21         | 21          | 19           | 48            | 21        |
| Fish                 | PHH                 | 561                                  | 870       | 1,406     | 1,967      | 1,413       | 2,371        | 2,275         | 934       |
|                      | PP                  | 159                                  | 215       | 390       | 373        | 249         | 448          | 392           | 214       |
| Fish fresh           | PHH                 | 536                                  | 782       | 1,361     | 1,875      | 1,320       | 2,206        | 1,901         | 872       |
|                      | PP                  | 154                                  | 195       | 377       | 352        | 221         | 417          | 274           | 198       |
| Sardines             | PHH                 | -                                    | -         | 2         | 5          | 32          | 30           | 35            | 5         |
|                      | PP                  | -                                    | -         | 2         | 2          | 15          | 6            | 7             | 2         |
| Tuna                 | PHH                 | -                                    | -         | -         | -          | -           | -            | 15            | 1         |
|                      | PP                  | -                                    | -         | -         | -          | -           | -            | 2             | -         |
| Fish dried           | PHH                 | 25                                   | 88        | 42        | 87         | 42          | 113          | 194           | 47        |
|                      | PP                  | 5                                    | 21        | 11        | 19         | 9           | 21           | 44            | 11        |
| Others               | PHH                 | -                                    | -         | 1         | -          | 19          | 22           | 130           | 9         |
|                      | PP                  | -                                    | -         | -         | -          | 4           | 4            | 64            | 4         |
| Milk, Cheese and Egg | PHH                 | 20,187                               | 26,847    | 48,285    | 50,449     | 48,749      | 78,777       | 110,169       | 31,653    |
|                      | PP                  | 5,509                                | 6,448     | 9,513     | 9,818      | 8,497       | 12,404       | 17,265        | 6,726     |
| Milk                 | PHH                 | 17,365                               | 20,649    | 42,039    | 44,598     | 43,667      | 74,818       | 103,892       | 27,721    |
|                      | PP                  | 4,753                                | 5,031     | 8,374     | 8,732      | 7,722       | 11,788       | 16,378        | 5,823     |
| Milk powdered        | PHH                 | 8                                    | 10        | 37        | 242        | 162         | 183          | 221           | 62        |
|                      | PP                  | 3                                    | 2         | 10        | 76         | 39          | 33           | 32            | 18        |
| Cottage cheese       | PHH                 | 766                                  | 1,151     | 1,566     | 1,729      | 2,149       | 1,270        | 3,502         | 1,133     |
|                      | PP                  | 176                                  | 281       | 266       | 317        | 304         | 193          | 458           | 228       |
| Yoghurt (clotted)    | PHH                 | 512                                  | 765       | 2,788     | 1,489      | 2,165       | 1,881        | 2,177         | 1,127     |
|                      | PP                  | 145                                  | 166       | 592       | 298        | 331         | 278          | 340           | 253       |
| Butter milk          | PHH                 | 1,505                                | 4,181     | 1,796     | 2,298      | 200         | 502          | 180           | 1,531     |
|                      | PP                  | 424                                  | 947       | 255       | 371        | 29          | 90           | 23            | 386       |
| Eggs                 | PHH                 | 22                                   | 32        | 43        | 84         | 128         | 113          | 161           | 44        |
|                      | PP                  | 8                                    | 12        | 14        | 22         | 27          | 21           | 29            | 12        |



Table 16c : Quantity of food, drinks, and tobacco consumed by domestic expenditure group - Country Urban

| Expenditure Item      | Unit of Measurement | DOMESTIC EXPENDITURE GROUP (B I R R) |          |           |           |           |           |           |
|-----------------------|---------------------|--------------------------------------|----------|-----------|-----------|-----------|-----------|-----------|
|                       |                     | Below 600                            | 600- 999 | 1000-1399 | 1400-1999 | 2000-2599 | 2600-3399 | 3400-4199 |
| Others                | PHH                 | -                                    | -        | -         | -         | -         | 22        | 48        |
|                       | PP                  | -                                    | -        | -         | -         | -         | 12        | 7         |
| Oils and Fats         | PHH                 | 381                                  | 696      | 1,529     | 2,914     | 5,007     | 7,740     | 11,318    |
|                       | PP                  | 381                                  | 688      | 1,160     | 1,837     | 2,483     | 3,618     | 4,459     |
| Butter unrefined      | PHH                 | -                                    | 106      | 97        | 40        | 146       | 177       | 326       |
|                       | PP                  | -                                    | 106      | 85        | 18        | 81        | 84        | 159       |
| Butter semi-refined   | PHH                 | -                                    | -        | -         | 17        | 15        | 25        | 101       |
|                       | PP                  | -                                    | -        | -         | 12        | 10        | 12        | 70        |
| Imported butter       | PHH                 | -                                    | 1        | -         | -         | -         | 1         | 5         |
|                       | PP                  | -                                    | 1        | -         | -         | -         | -         | 2         |
| Edible oil (local)    | PHH                 | 381                                  | 525      | 1,111     | 2,082     | 3,797     | 5,761     | 7,451     |
|                       | PP                  | 381                                  | 518      | 838       | 1,332     | 1,924     | 2,719     | 2,958     |
| Edible oil (Imported) | PHH                 | -                                    | 64       | 320       | 775       | 1,049     | 1,776     | 3,432     |
|                       | PP                  | -                                    | 64       | 237       | 475       | 469       | 803       | 1,270     |
| Others                | PHH                 | -                                    | -        | -         | -         | -         | -         | 2         |
|                       | PP                  | -                                    | -        | -         | -         | -         | -         | 1         |
| Vegetables            | PHH                 | 14,181                               | 30,658   | 43,763    | 54,829    | 73,204    | 79,350    | 96,977    |
|                       | PP                  | 14,181                               | 29,439   | 25,109    | 25,537    | 29,684    | 31,421    | 31,619    |
| Ethiopian kale        | PHH                 | 10,242                               | 23,794   | 28,574    | 33,357    | 46,743    | 44,284    | 48,510    |
|                       | PP                  | 10,242                               | 23,218   | 15,469    | 14,398    | 17,677    | 16,669    | 14,355    |
| Cabbage               | PHH                 | -                                    | -        | 751       | 1,822     | 1,736     | 1,371     | 3,290     |
|                       | PP                  | -                                    | -        | 418       | 666       | 876       | 594       | 803       |
| Lettuce               | PHH                 | -                                    | -        | 261       | 289       | 263       | 233       | 279       |
|                       | PP                  | -                                    | -        | 70        | 131       | 88        | 61        | 94        |
| Spinach               | PHH                 | -                                    | -        | 863       | 501       | 1,769     | 1,301     | 1,892     |
|                       | PP                  | -                                    | -        | 819       | 311       | 505       | 559       | 805       |
| Carrot                | PHH                 | 860                                  | -        | 130       | 173       | 265       | 302       | 680       |
|                       | PP                  | 860                                  | -        | 130       | 124       | 139       | 145       | 280       |
| Tomato                | PHH                 | -                                    | 511      | 3,367     | 3,300     | 4,361     | 5,096     | 7,276     |
|                       | PP                  | -                                    | 390      | 1,775     | 1,919     | 1,840     | 2,149     | 2,814     |

Table 16c (Contd.): Quantity of food, drinks, and tobacco consumed by domestic expenditure group - Country Urban

| Expenditure Item      | Unit of Measurement | DOMESTIC EXPENDITURE GROUP (B I R R) |           |           |            |             |              |               | T o t a l |
|-----------------------|---------------------|--------------------------------------|-----------|-----------|------------|-------------|--------------|---------------|-----------|
|                       |                     | 4200-5399                            | 5400-6599 | 6600-8999 | 9000-12599 | 12600-16199 | 16200 -19999 | 20,000 & over |           |
| Others                | PHH                 | 8                                    | 61        | 16        | 10         | 279         | 11           | 35            | 35        |
|                       | PP                  | 1                                    | 9         | 3         | 2          | 45          | 1            | 4             | 6         |
| Oils and Fats         | PHH                 | 14,964                               | 18,690    | 24,537    | 31,175     | 40,245      | 44,843       | 62,855        | 20,489    |
|                       | PP                  | 4,837                                | 5,311     | 6,139     | 6,893      | 7,442       | 7,970        | 10,343        | 5,251     |
| Butter unrefined      | PHH                 | 457                                  | 1,012     | 1,539     | 2,555      | 4,140       | 3,850        | 8,021         | 1,491     |
|                       | PP                  | 146                                  | 334       | 493       | 594        | 811         | 706          | 1,361         | 363       |
| Butter semi-refined   | PHH                 | 130                                  | 210       | 378       | 378        | 860         | 1,017        | 2,134         | 340       |
|                       | PP                  | 46                                   | 70        | 101       | 81         | 173         | 181          | 355           | 81        |
| Imported butter       | PHH                 | 16                                   | 22        | 25        | 85         | 36          | 22           | 317           | 37        |
|                       | PP                  | 4                                    | 5         | 4         | 20         | 4           | 3            | 46            | 7         |
| Edible oil (local)    | PHH                 | 10,630                               | 12,942    | 16,572    | 20,898     | 26,066      | 29,108       | 38,147        | 13,693    |
|                       | PP                  | 3,410                                | 3,478     | 3,971     | 4,558      | 4,768       | 5,152        | 6,194         | 3,504     |
| Edible oil (Imported) | PHH                 | 3,727                                | 4,504     | 6,014     | 7,225      | 9,092       | 10,839       | 14,119        | 4,913     |
|                       | PP                  | 1,229                                | 1,425     | 1,567     | 1,635      | 1,669       | 1,927        | 2,369         | 1,293     |
| Others                | PHH                 | 4                                    | -         | 8         | 33         | 51          | 7            | 117           | 14        |
|                       | PP                  | 3                                    | -         | 2         | 5          | 17          | 2            | 19            | 3         |
| Vegetables            | PHH                 | 106,599                              | 114,976   | 134,539   | 156,307    | 188,261     | 205,427      | 254,598       | 121,539   |
|                       | PP                  | 29,354                               | 28,785    | 30,685    | 33,083     | 32,859      | 34,932       | 41,893        | 31,079    |
| Ethiopian kale        | PHH                 | 49,362                               | 47,772    | 49,223    | 46,165     | 49,852      | 45,516       | 32,075        | 45,685    |
|                       | PP                  | 11,874                               | 10,568    | 10,123    | 8,757      | 7,599       | 6,553        | 5,012         | 11,804    |
| Cabbage               | PHH                 | 4,082                                | 6,251     | 8,102     | 8,641      | 16,422      | 15,468       | 28,952        | 6,945     |
|                       | PP                  | 1,313                                | 1,428     | 2,104     | 2,000      | 2,970       | 2,732        | 4,664         | 1,604     |
| Lettuce               | PHH                 | 751                                  | 308       | 902       | 2,869      | 2,145       | 1,281        | 4,990         | 1,081     |
|                       | PP                  | 217                                  | 98        | 235       | 601        | 444         | 244          | 906           | 249       |
| Spinach               | PHH                 | 2,193                                | 2,227     | 3,262     | 5,040      | 6,167       | 8,390        | 12,230        | 3,294     |
|                       | PP                  | 628                                  | 618       | 730       | 1,136      | 1,067       | 1,665        | 2,064         | 810       |
| Carrot                | PHH                 | 1,129                                | 1,402     | 2,513     | 4,794      | 8,188       | 8,632        | 16,242        | 2,861     |
|                       | PP                  | 404                                  | 462       | 681       | 1,050      | 1,511       | 1,803        | 2,727         | 662       |
| Tomato                | PHH                 | 8,584                                | 9,237     | 12,122    | 17,954     | 19,821      | 24,237       | 33,459        | 11,326    |
|                       | PP                  | 2,930                                | 2,830     | 2,984     | 4,296      | 3,966       | 4,316        | 5,741         | 3,055     |

Table 16c : Quantity of food, drinks, and tobacco consumed by domestic expenditure group - Country Urban

| Expenditure Item   | Unit of Measurement | DOMESTIC EXPENDITURE GROUP (B I R R) |          |           |           |           |           |           |
|--------------------|---------------------|--------------------------------------|----------|-----------|-----------|-----------|-----------|-----------|
|                    |                     | Below 600                            | 600- 999 | 1000-1399 | 1400-1999 | 2000-2599 | 2600-3399 | 3400-4199 |
| Onions             | PHH                 | 641                                  | 1,322    | 3,649     | 5,465     | 8,253     | 14,427    | 18,088    |
|                    | PP                  | 641                                  | 1,295    | 2,928     | 3,447     | 4,125     | 6,780     | 7,169     |
| Garlic             | PHH                 | 4                                    | 55       | 95        | 358       | 326       | 575       | 810       |
|                    | PP                  | 4                                    | 51       | 64        | 145       | 161       | 264       | 300       |
| Pepper green       | PHH                 | 404                                  | 672      | 1,190     | 1,589     | 2,003     | 2,263     | 2,480     |
|                    | PP                  | 404                                  | 654      | 765       | 831       | 932       | 889       | 914       |
| Pumpkin            | PHH                 | 925                                  | 2,322    | 3,212     | 3,507     | 3,911     | 3,433     | 4,146     |
|                    | PP                  | 925                                  | 1,933    | 1,723     | 1,472     | 1,712     | 1,160     | 1,084     |
| Green beans        | PHH                 | -                                    | 5        | -         | -         | 164       | 100       | 512       |
|                    | PP                  | -                                    | 5        | -         | -         | 37        | 32        | 103       |
| Beet root          | PHH                 | -                                    | 91       | 584       | 721       | 788       | 959       | 1,546     |
|                    | PP                  | -                                    | 46       | 309       | 505       | 359       | 330       | 515       |
| Switzcharge        | PHH                 | -                                    | -        | -         | -         | -         | 70        | 10        |
|                    | PP                  | -                                    | -        | -         | -         | -         | 35        | 5         |
| Cauliflower        | PHH                 | -                                    | 79       | -         | 3         | 6         | 37        | 238       |
|                    | PP                  | -                                    | 40       | -         | 2         | 3         | 5         | 52        |
| Canned tomato      | PHH                 | -                                    | -        | -         | -         | -         | 4         | 21        |
|                    | PP                  | -                                    | -        | -         | -         | -         | 2         | 15        |
| Leaks              | PHH                 | 62                                   | 44       | 228       | 202       | 521       | 805       | 865       |
|                    | PP                  | 62                                   | 44       | 216       | 101       | 307       | 295       | 341       |
| 'Samma'            | PHH                 | -                                    | 290      | -         | -         | 48        | -         | -         |
|                    | PP                  | -                                    | 290      | -         | -         | 24        | -         | -         |
| 'Shiferaw/Aleko    | PHH                 | -                                    | 617      | 676       | 2,359     | 364       | 1,807     | 3,646     |
|                    | PP                  | -                                    | 617      | 317       | 969       | 121       | 435       | 1,178     |
| 'Alengele shinkurt | PHH                 | 1,042                                | 835      | 184       | 632       | 1,310     | 1,771     | 1,718     |
|                    | PP                  | 1,042                                | 835      | 107       | 298       | 573       | 859       | 546       |
| Others             | PHH                 | -                                    | 21       | -         | 551       | 375       | 513       | 971       |
|                    | PP                  | -                                    | 21       | -         | 218       | 206       | 156       | 245       |
| Fruits             | PHH                 | -                                    | 284      | 80        | 850       | 1,914     | 3,382     | 2,779     |
|                    | PP                  | -                                    | 284      | 41        | 339       | 726       | 1,562     | 1,153     |
| Banana             | PHH                 | -                                    | 173      | 31        | 192       | 241       | 600       | 991       |

Table 16c (Contd.): Quantity of food, drinks, and tobacco consumed by domestic expenditure group - Country Urban

| Expenditure Item   | Unit of Measurement | DOMESTIC EXPENDITURE GROUP (B I R R) |           |           |            |             |              |               | T o t a l |
|--------------------|---------------------|--------------------------------------|-----------|-----------|------------|-------------|--------------|---------------|-----------|
|                    |                     | 4200-5399                            | 5400-6599 | 6600-8999 | 9000-12599 | 12600-16199 | 16200 -19999 | 20,000 & over |           |
| Onions             | PHH                 | 26,195                               | 31,866    | 38,871    | 48,993     | 63,838      | 69,929       | 98,453        | 33,280    |
|                    | PP                  | 8,339                                | 9,080     | 9,594     | 10,744     | 11,444      | 12,353       | 16,465        | 8,613     |
| Garlic             | PHH                 | 1,152                                | 1,510     | 2,026     | 2,726      | 3,383       | 4,538        | 5,103         | 1,697     |
|                    | PP                  | 359                                  | 445       | 488       | 639        | 601         | 888          | 859           | 425       |
| Pepper green       | PHH                 | 2,473                                | 2,838     | 2,943     | 3,177      | 3,160       | 4,136        | 3,841         | 2,684     |
|                    | PP                  | 685                                  | 714       | 663       | 678        | 566         | 713          | 641           | 746       |
| Pumpkin            | PHH                 | 3,230                                | 2,670     | 3,720     | 2,361      | 3,199       | 7,291        | 1,768         | 3,369     |
|                    | PP                  | 778                                  | 534       | 733       | 422        | 507         | 1,133        | 241           | 869       |
| Green beans        | PHH                 | 24                                   | 95        | 127       | 445        | 357         | 230          | 1,299         | 246       |
|                    | PP                  | 8                                    | 25        | 29        | 81         | 82          | 45           | 217           | 50        |
| Beet root          | PHH                 | 1,634                                | 2,183     | 3,171     | 4,153      | 5,506       | 5,706        | 5,931         | 2,528     |
|                    | PP                  | 527                                  | 555       | 806       | 988        | 921         | 916          | 863           | 629       |
| Switzcharge        | PHH                 | 7                                    | 1         | 106       | 2          | 7           | 1            | -             | 26        |
|                    | PP                  | 1                                    | 1         | 21        | -          | 1           | -            | -             | 8         |
| Cauliflower        | PHH                 | 143                                  | 468       | 301       | 139        | 73          | 4            | 426           | 188       |
|                    | PP                  | 44                                   | 98        | 56        | 27         | 8           | 1            | 41            | 38        |
| Canned tomato      | PHH                 | 35                                   | 74        | 123       | 244        | 333         | 474          | 1,331         | 160       |
|                    | PP                  | 17                                   | 35        | 32        | 61         | 60          | 76           | 225           | 36        |
| Leaks              | PHH                 | 932                                  | 1,581     | 1,916     | 2,700      | 1,878       | 4,489        | 6,952         | 1,706     |
|                    | PP                  | 312                                  | 374       | 523       | 652        | 406         | 769          | 1,028         | 430       |
| 'Samma'            | PHH                 | 13                                   | 54        | 58        | 185        | 1           | -            | 186           | 51        |
|                    | PP                  | 6                                    | 11        | 12        | 51         | -           | -            | 17            | 14        |
| 'Shiferaw/Aleko    | PHH                 | 1,873                                | 1,527     | 1,719     | 2,476      | 1,165       | 3,224        | -             | 1,856     |
|                    | PP                  | 265                                  | 235       | 206       | 396        | 188         | 515          | -             | 397       |
| 'Alengele shinkurt | PHH                 | 1,821                                | 1,822     | 2,391     | 2,692      | 1,666       | 1,341        | 915           | 1,787     |
|                    | PP                  | 451                                  | 418       | 473       | 401        | 349         | 148          | 91            | 463       |
| Others             | PHH                 | 969                                  | 1,089     | 942       | 551        | 1,102       | 539          | 447           | 768       |
|                    | PP                  | 195                                  | 256       | 192       | 103        | 168         | 62           | 89            | 178       |
| Fruits             | PHH                 | 3,191                                | 4,350     | 7,924     | 11,524     | 12,707      | 21,083       | 31,573        | 7,121     |
|                    | PP                  | 1,057                                | 1,392     | 2,296     | 2,725      | 2,673       | 3,695        | 5,579         | 1,837     |
| Banana             | PHH                 | 1,001                                | 1,817     | 3,560     | 3,862      | 3,968       | 6,750        | 12,853        | 2,565     |

Table 16c : Quantity of food, drinks, and tobacco consumed by domestic expenditure group - Country Urban

| Expenditure Item | Unit of Measurement | D O M E S T I C   E X P E N D I T U R E   G R O U P (B I R R) |          |           |           |           |           |           |
|------------------|---------------------|---|----------|-----------|-----------|-----------|-----------|-----------|
|                  |                     | Below 600   | 600- 999 | 1000-1399 | 1400-1999 | 2000-2599 | 2600-3399 | 3400-4199 |
|                  | PP                  | -   | 173      | 11        | 91        | 127       | 409       | 374       |
| Orange local     | PHH                 | -   | 78       | 6         | 44        | 205       | 143       | 411       |
|                  | PP                  | -   | 78       | 2         | 21        | 154       | 81        | 212       |
| Lemon            | PHH                 | -   | 31       | 3         | 20        | 40        | 64        | 48        |
|                  | PP                  | -   | 31       | 2         | 15        | 21        | 46        | 21        |
| Mandarin         | PHH                 | -   | -        | -         | 12        | -         | 1         | 4         |
|                  | PP                  | -   | -        | -         | 4         | -         | -         | 2         |
| Peach            | PHH                 | -   | -        | -         | 4         | 7         | 4         | -         |
|                  | PP                  | -   | -        | -         | 1         | 3         | 1         | -         |
| Avacado          | PHH                 | -   | -        | 23        | 9         | 75        | 257       | 133       |
|                  | PP                  | -   | -        | 12        | 7         | 27        | 132       | 45        |
| Pome/apple       | PHH                 | -   | -        | -         | -         | -         | -         | -         |
|                  | PP                  | -   | -        | -         | -         | -         | -         | -         |
| Casimire         | PHH                 | -   | -        | -         | -         | -         | -         | 2         |
|                  | PP                  | -   | -        | -         | -         | -         | -         | 1         |
| Cactus           | PHH                 | -   | -        | -         | 472       | 1,205     | 1,359     | 502       |
|                  | PP                  | -   | -        | -         | 160       | 351       | 299       | 170       |
| Papaya           | PHH                 | -   | -        | 2         | 36        | 71        | 650       | 440       |
|                  | PP                  | -   | -        | 2         | 18        | 20        | 469       | 230       |
| Grapes           | PHH                 | -   | -        | -         | -         | -         | -         | -         |
|                  | PP                  | -   | -        | -         | -         | -         | -         | -         |
| Pineapple        | PHH                 | -   | -        | -         | -         | -         | 150       | 1         |
|                  | PP                  | -   | -        | -         | -         | -         | 73        | -         |
| Guava            | PHH                 | -   | -        | 14        | 51        | 12        | 20        | 49        |
|                  | PP                  | -   | -        | 12        | 17        | 4         | 10        | 15        |
| Mango            | PHH                 | -   | -        | -         | 8         | 29        | 106       | 148       |
|                  | PP                  | -   | -        | -         | 4         | 11        | 35        | 54        |
| Water melon      | PHH                 | -   | -        | -         | -         | -         | -         | -         |
|                  | PP                  | -   | -        | -         | -         | -         | -         | -         |
| Dates            | PHH                 | -   | 2        | -         | 1         | -         | 4         | 2         |
|                  | PP                  | -   | 2        | -         | 1         | -         | 2         | 1         |

Table 16c (Contd.): Quantity of food, drinks, and tobacco consumed by domestic expenditure group - Country Urban

| Expenditure Item | Unit of Measurement | DOMESTIC EXPENDITURE GROUP (B I R R) |           |           |            |             |              |               | T o t a l |
|------------------|---------------------|--------------------------------------|-----------|-----------|------------|-------------|--------------|---------------|-----------|
|                  |                     | 4200-5399                            | 5400-6599 | 6600-8999 | 9000-12599 | 12600-16199 | 16200 -19999 | 20,000 & over |           |
| Orange local     | PP                  | 321                                  | 602       | 1,078     | 1,047      | 772         | 1,129        | 2,264         | 676       |
|                  | PHH                 | 711                                  | 827       | 1,772     | 2,560      | 5,008       | 8,697        | 13,760        | 2,044     |
|                  | PP                  | 236                                  | 271       | 515       | 587        | 1,163       | 1,620        | 2,396         | 480       |
| Lemon            | PHH                 | 80                                   | 107       | 115       | 231        | 412         | 1,089        | 492           | 162       |
|                  | PP                  | 29                                   | 43        | 33        | 67         | 81          | 167          | 97            | 45        |
| Mandarin         | PHH                 | 58                                   | -         | 2         | 250        | 14          | 25           | 172           | 47        |
|                  | PP                  | 15                                   | -         | -         | 59         | 3           | 6            | 31            | 11        |
| Peach            | PHH                 | 11                                   | -         | 8         | 14         | 57          | 9            | 112           | 14        |
|                  | PP                  | 2                                    | -         | 1         | 3          | 9           | 2            | 22            | 3         |
| Avacado          | PHH                 | 203                                  | 402       | 218       | 786        | 286         | 790          | 358           | 295       |
|                  | PP                  | 125                                  | 78        | 42        | 141        | 77          | 120          | 57            | 80        |
| Pome/apple       | PHH                 | -                                    | -         | -         | -          | 35          | -            | 6             | 2         |
|                  | PP                  | -                                    | -         | -         | -          | 6           | -            | 2             | -         |
| Casimire         | PHH                 | 2                                    | -         | 1         | 4          | -           | 12           | -             | 1         |
|                  | PP                  | 1                                    | -         | -         | 1          | -           | 2            | -             | -         |
| Cactus           | PHH                 | 343                                  | 181       | 572       | 277        | 127         | 576          | 44            | 512       |
|                  | PP                  | 91                                   | 44        | 151       | 41         | 18          | 63           | 8             | 129       |
| Papaya           | PHH                 | 460                                  | 343       | 666       | 2,049      | 876         | 1,117        | 1,140         | 683       |
|                  | PP                  | 121                                  | 81        | 157       | 422        | 171         | 232          | 232           | 199       |
| Grapes           | PHH                 | -                                    | -         | 67        | -          | 1           | 1            | -             | 10        |
|                  | PP                  | -                                    | -         | 19        | -          | -           | -            | -             | 3         |
| Pineapple        | PHH                 | 19                                   | 19        | 13        | 312        | 537         | 77           | 407           | 106       |
|                  | PP                  | 15                                   | 5         | 3         | 95         | 77          | 17           | 59            | 28        |
| Guava            | PHH                 | 7                                    | 15        | 64        | 43         | 50          | 79           | 2             | 33        |
|                  | PP                  | 4                                    | 5         | 15        | 7          | 9           | 13           | -             | 9         |
| Mango            | PHH                 | 226                                  | 539       | 716       | 1,050      | 1,097       | 1,317        | 1,674         | 525       |
|                  | PP                  | 72                                   | 229       | 247       | 241        | 231         | 246          | 322           | 145       |
| Water melon      | PHH                 | -                                    | 3         | -         | -          | -           | -            | 110           | 6         |
|                  | PP                  | -                                    | 1         | -         | -          | -           | -            | 18            | 1         |
| Dates            | PHH                 | 10                                   | 18        | 19        | 14         | 18          | 15           | 37            | 12        |
|                  | PP                  | 2                                    | 5         | 4         | 2          | 6           | 2            | 6             | 3         |

Table 16c : Quantity of food, drinks, and tobacco consumed by domestic expenditure group - Country Urban

| Expenditure Item | Unit of Measurement | DOMESTIC EXPENDITURE GROUP (B I R R) |          |           |           |           |           |           |
|------------------|---------------------|--------------------------------------|----------|-----------|-----------|-----------|-----------|-----------|
|                  |                     | Below 600                            | 600- 999 | 1000-1399 | 1400-1999 | 2000-2599 | 2600-3399 | 3400-4199 |
| Ground nuts      | PHH                 | -                                    | -        | -         | -         | 2         | 19        | 19        |
|                  | PP                  | -                                    | -        | -         | -         | 1         | 4         | 18        |
| Juice            | PHH                 | -                                    | -        | -         | -         | -         | -         | 1         |
|                  | PP                  | -                                    | -        | -         | -         | -         | -         | 1         |
| Citron           | PHH                 | -                                    | -        | -         | -         | 21        | 2         | 27        |
|                  | PP                  | -                                    | -        | -         | -         | 5         | 1         | 9         |
| Others           | PHH                 | -                                    | -        | -         | -         | 6         | 3         | 1         |
|                  | PP                  | -                                    | -        | -         | -         | 2         | 1         | -         |
| Spices           | PHH                 | 256                                  | 2,063    | 2,790     | 4,166     | 5,480     | 7,471     | 8,603     |
|                  | PP                  | 256                                  | 2,034    | 2,122     | 2,226     | 2,514     | 3,247     | 2,931     |
| Pepper whole     | PHH                 | -                                    | -        | 82        | 74        | 125       | 176       | 241       |
|                  | PP                  | -                                    | -        | 73        | 56        | 82        | 85        | 75        |
| Pepper milled    | PHH                 | 255                                  | 1,840    | 2,489     | 3,372     | 4,675     | 5,616     | 7,295     |
|                  | PP                  | 255                                  | 1,812    | 1,934     | 1,800     | 2,097     | 2,571     | 2,513     |
| Black pepper     | PHH                 | -                                    | 37       | 3         | 9         | 14        | 14        | 12        |
|                  | PP                  | -                                    | 37       | 2         | 3         | 4         | 8         | 4         |
| Long pepper      | PHH                 | -                                    | -        | 1         | -         | 1         | 3         | 7         |
|                  | PP                  | -                                    | -        | -         | -         | -         | 1         | 2         |
| White cumin      | PHH                 | -                                    | 28       | 14        | 7         | 15        | 25        | 18        |
|                  | PP                  | -                                    | 28       | 6         | 3         | 9         | 11        | 7         |
| Black cumin      | PHH                 | -                                    | 3        | 1         | 3         | 7         | 16        | 16        |
|                  | PP                  | -                                    | 3        | -         | 2         | 4         | 8         | 5         |
| Ginger           | PHH                 | -                                    | 81       | 53        | 188       | 317       | 516       | 407       |
|                  | PP                  | -                                    | 81       | 33        | 85        | 158       | 204       | 127       |
| Cloves           | PHH                 | -                                    | 3        | 1         | 3         | 3         | 25        | 7         |
|                  | PP                  | -                                    | 3        | 1         | 1         | 3         | 7         | 3         |
| Cinnamon         | PHH                 | -                                    | -        | -         | -         | -         | 1         | 1         |
|                  | PP                  | -                                    | -        | -         | -         | -         | -         | -         |
| Cardamon         | PHH                 | -                                    | 1        | 1         | 1         | 7         | 13        | 17        |
|                  | PP                  | -                                    | 1        | 1         | 1         | 4         | 6         | 6         |

Table 16c (Contd.): Quantity of food, drinks, and tobacco consumed by domestic expenditure group - Country Urban

| Expenditure Item | Unit of Measurement | DOMESTIC EXPENDITURE GROUP (B I R R) |           |           |            |             |              |               | T o t a l |
|------------------|---------------------|--------------------------------------|-----------|-----------|------------|-------------|--------------|---------------|-----------|
|                  |                     | 4200-5399                            | 5400-6599 | 6600-8999 | 9000-12599 | 12600-16199 | 16200 -19999 | 20,000 & over |           |
| Ground nuts      | PHH                 | 34                                   | 33        | 23        | 19         | 53          | 52           | 29            | 24        |
|                  | PP                  | 17                                   | 22        | 6         | 3          | 11          | 9            | 3             | 10        |
| Juice            | PHH                 | -                                    | -         | 1         | 11         | 50          | 189          | 96            | 15        |
|                  | PP                  | -                                    | -         | -         | 4          | 15          | 27           | 12            | 3         |
| Citron           | PHH                 | 22                                   | -         | 69        | 4          | 23          | 157          | 69            | 28        |
|                  | PP                  | 5                                    | -         | 14        | 1          | 3           | 18           | 13            | 6         |
| Others           | PHH                 | 2                                    | 47        | 36        | 39         | 95          | 132          | 213           | 36        |
|                  | PP                  | -                                    | 7         | 10        | 6          | 19          | 22           | 36            | 7         |
| Spices           | PHH                 | 10,519                               | 12,220    | 13,710    | 16,514     | 21,057      | 20,808       | 24,265        | 12,021    |
|                  | PP                  | 3,134                                | 3,229     | 3,276     | 3,472      | 3,721       | 3,716        | 3,965         | 3,170     |
| Pepper whole     | PHH                 | 263                                  | 483       | 577       | 734        | 1,315       | 1,409        | 1,391         | 497       |
|                  | PP                  | 81                                   | 115       | 133       | 152        | 228         | 294          | 221           | 119       |
| Pepper milled    | PHH                 | 8,643                                | 9,694     | 10,778    | 12,529     | 16,013      | 15,312       | 18,186        | 9,426     |
|                  | PP                  | 2,608                                | 2,575     | 2,617     | 2,668      | 2,884       | 2,746        | 3,008         | 2,544     |
| Black pepper     | PHH                 | 18                                   | 19        | 29        | 193        | 55          | 52           | 154           | 46        |
|                  | PP                  | 5                                    | 5         | 6         | 35         | 10          | 8            | 16            | 10        |
| Long pepper      | PHH                 | 23                                   | 4         | 18        | 58         | 4           | 14           | 6             | 15        |
|                  | PP                  | 5                                    | 1         | 3         | 14         | 1           | 2            | 1             | 3         |
| White cumin      | PHH                 | 64                                   | 42        | 55        | 69         | 120         | 69           | 116           | 50        |
|                  | PP                  | 18                                   | 15        | 12        | 13         | 21          | 11           | 16            | 13        |
| Black cumin      | PHH                 | 40                                   | 103       | 51        | 110        | 132         | 119          | 208           | 62        |
|                  | PP                  | 12                                   | 20        | 11        | 21         | 24          | 19           | 32            | 13        |
| Ginger           | PHH                 | 555                                  | 912       | 1,142     | 1,371      | 1,819       | 2,304        | 2,462         | 921       |
|                  | PP                  | 154                                  | 223       | 248       | 285        | 299         | 388          | 397           | 213       |
| Cloves           | PHH                 | 9                                    | 67        | 20        | 368        | 17          | 17           | 86            | 60        |
|                  | PP                  | 3                                    | 32        | 5         | 47         | 3           | 2            | 16            | 12        |
| Cinnamon         | PHH                 | 17                                   | 17        | 9         | 11         | 5           | 10           | 13            | 8         |
|                  | PP                  | 6                                    | 16        | 2         | 2          | 1           | 1            | 2             | 3         |
| Cardamon         | PHH                 | 24                                   | 27        | 54        | 72         | 240         | 112          | 228           | 53        |
|                  | PP                  | 9                                    | 8         | 13        | 16         | 42          | 18           | 33            | 12        |



Table 16c : Quantity of food, drinks, and tobacco consumed by domestic expenditure group - Country Urban

| Expenditure Item               | Unit of Measurement | DOMESTIC EXPENDITURE GROUP (B I R R) |          |           |           |           |           |           |
|--------------------------------|---------------------|--------------------------------------|----------|-----------|-----------|-----------|-----------|-----------|
|                                |                     | Below 600                            | 600- 999 | 1000-1399 | 1400-1999 | 2000-2599 | 2600-3399 | 3400-4199 |
| Turmeric                       | PHH                 | -                                    | 23       | 28        | 84        | 147       | 193       | 281       |
|                                | PP                  | -                                    | 23       | 21        | 53        | 81        | 80        | 99        |
| Mustard                        | PHH                 | -                                    | -        | -         | 177       | 6         | 494       | 36        |
|                                | PP                  | -                                    | -        | -         | 89        | 2         | 95        | 6         |
| Rue                            | PHH                 | -                                    | 11       | 51        | 89        | 23        | 79        | 48        |
|                                | PP                  | -                                    | 11       | 16        | 42        | 8         | 33        | 15        |
| Coriander                      | PHH                 | -                                    | 12       | 5         | 3         | 8         | 38        | 44        |
|                                | PP                  | -                                    | 12       | 4         | 2         | 3         | 25        | 12        |
| Savory                         | PHH                 | -                                    | -        | 25        | 12        | 9         | 10        | 5         |
|                                | PP                  | -                                    | -        | 7         | 4         | 4         | 4         | 2         |
| Fennel                         | PHH                 | -                                    | -        | -         | -         | -         | -         | 1         |
|                                | PP                  | -                                    | -        | -         | -         | -         | -         | -         |
| Chilies                        | PHH                 | 2                                    | 4        | 13        | 126       | 88        | 149       | 82        |
|                                | PP                  | 2                                    | 4        | 13        | 77        | 41        | 62        | 25        |
| Basil                          | PHH                 | -                                    | 12       | 24        | 13        | 25        | 40        | 44        |
|                                | PP                  | -                                    | 12       | 12        | 6         | 12        | 17        | 16        |
| False cardamon                 | PHH                 | -                                    | -        | -         | -         | -         | 1         | 1         |
|                                | PP                  | -                                    | -        | -         | -         | -         | 1         | -         |
| Others                         | PHH                 | -                                    | 7        | 1         | 3         | 12        | 63        | 39        |
|                                | PP                  | -                                    | 7        | 1         | 2         | 3         | 27        | 12        |
| Potatoes, other tubers & stems | PHH                 | 7,796                                | 11,688   | 31,096    | 39,419    | 58,025    | 75,378    | 73,040    |
|                                | PP                  | 7,796                                | 10,912   | 19,202    | 17,607    | 22,691    | 31,408    | 22,548    |
| Potato                         | PHH                 | 4,762                                | 8,464    | 14,040    | 14,266    | 22,202    | 27,717    | 31,673    |
|                                | PP                  | 4,762                                | 8,398    | 9,927     | 7,272     | 9,989     | 11,484    | 11,987    |
| Sweet potato                   | PHH                 | 1,527                                | 1,495    | 4,626     | 5,671     | 6,826     | 9,522     | 6,359     |
|                                | PP                  | 1,527                                | 1,495    | 2,876     | 2,009     | 2,088     | 3,822     | 1,672     |
| 'Koche'                        | PHH                 | 635                                  | 1,454    | 11,390    | 14,109    | 24,608    | 30,236    | 30,031    |
|                                | PP                  | 635                                  | 743      | 5,572     | 6,150     | 9,459     | 13,120    | 7,588     |
| 'Amicho'                       | PHH                 | 583                                  | -        | 382       | 2,689     | 2,208     | 3,040     | 1,834     |
|                                | PP                  | 583                                  | -        | 252       | 1,286     | 488       | 1,218     | 453       |
| 'Anchote'                      | PHH                 | -                                    | -        | -         | 260       | 82        | 202       | 295       |

Table 16c (Contd.): Quantity of food, drinks, and tobacco consumed by domestic expenditure group - Country Urban

| Expenditure Item               | Unit of Measurement | DOMESTIC EXPENDITURE GROUP (B I R R) |           |           |            |             |              |               | Total  |
|--------------------------------|---------------------|--------------------------------------|-----------|-----------|------------|-------------|--------------|---------------|--------|
|                                |                     | 4200-5399                            | 5400-6599 | 6600-8999 | 9000-12599 | 12600-16199 | 16200 -19999 | 20,000 & over |        |
| Turmeric                       | PHH                 | 282                                  | 418       | 402       | 401        | 437         | 538          | 455           | 318    |
|                                | PP                  | 82                                   | 106       | 90        | 82         | 74          | 93           | 70            | 84     |
| Mustard                        | PHH                 | 43                                   | 12        | 6         | 3          | 54          | 23           | 377           | 97     |
|                                | PP                  | 8                                    | 2         | 1         | 1          | 8           | 3            | 57            | 20     |
| Rue                            | PHH                 | 125                                  | 116       | 194       | 114        | 192         | 199          | 86            | 114    |
|                                | PP                  | 34                                   | 27        | 50        | 23         | 27          | 33           | 16            | 29     |
| Coriander                      | PHH                 | 87                                   | 56        | 81        | 58         | 84          | 57           | 29            | 55     |
|                                | PP                  | 24                                   | 15        | 22        | 20         | 9           | 8            | 6             | 16     |
| Savory                         | PHH                 | 32                                   | 28        | 19        | 42         | 43          | 64           | 16            | 23     |
|                                | PP                  | 11                                   | 6         | 3         | 6          | 8           | 9            | 2             | 5      |
| Fennel                         | PHH                 | -                                    | -         | -         | 4          | 2           | 8            | -             | 1      |
|                                | PP                  | -                                    | -         | -         | 1          | -           | 1            | -             | -      |
| Chilies                        | PHH                 | 175                                  | 104       | 149       | 150        | 259         | 71           | 64            | 131    |
|                                | PP                  | 38                                   | 27        | 31        | 33         | 35          | 16           | 9             | 35     |
| Basil                          | PHH                 | 49                                   | 54        | 62        | 120        | 127         | 128          | 166           | 66     |
|                                | PP                  | 16                                   | 16        | 15        | 27         | 23          | 21           | 24            | 17     |
| False cardamon                 | PHH                 | 3                                    | 1         | 2         | 3          | 3           | 3            | 12            | 2      |
|                                | PP                  | 1                                    | 1         | -         | 1          | 1           | 1            | 2             | 1      |
| Others                         | PHH                 | 66                                   | 62        | 63        | 103        | 137         | 299          | 209           | 76     |
|                                | PP                  | 20                                   | 19        | 14        | 24         | 23          | 43           | 34            | 19     |
| Potatoes, other tubers & stems | PHH                 | 87,205                               | 88,744    | 97,524    | 101,833    | 98,088      | 88,200       | 102,728       | 83,322 |
|                                | PP                  | 21,408                               | 20,826    | 21,574    | 19,011     | 16,389      | 14,839       | 16,204        | 21,330 |
| Potato                         | PHH                 | 41,607                               | 48,569    | 58,780    | 77,281     | 86,031      | 80,462       | 92,321        | 48,980 |
|                                | PP                  | 12,137                               | 12,952    | 14,469    | 15,339     | 14,738      | 13,686       | 15,026        | 12,713 |
| Sweet potato                   | PHH                 | 9,449                                | 7,010     | 5,077     | 4,321      | 1,109       | 1,426        | 1,053         | 6,053  |
|                                | PP                  | 1,957                                | 1,421     | 1,172     | 972        | 203         | 202          | 145           | 1,628  |
| 'Kocho'                        | PHH                 | 28,552                               | 28,133    | 24,463    | 16,823     | 9,038       | 4,333        | 6,494         | 22,604 |
|                                | PP                  | 5,588                                | 5,106     | 3,672     | 2,028      | 1,143       | 549          | 651           | 5,469  |
| 'Amicho'                       | PHH                 | 4,230                                | 1,379     | 4,084     | 107        | 1           | -            | -             | 2,218  |
|                                | PP                  | 962                                  | 285       | 1,113     | 22         | -           | -            | -             | 624    |
| 'Anchote'                      | PHH                 | 218                                  | 418       | 657       | 143        | 319         | 455          | 217           | 305    |

Table 16c : Quantity of food, drinks, and tobacco consumed by domestic expenditure group - Country Urban

| Expenditure Item                    | Unit of Measurement | DOMESTIC EXPENDITURE GROUP (BIRR) |          |           |           |           |           |           |
|-------------------------------------|---------------------|-----------------------------------|----------|-----------|-----------|-----------|-----------|-----------|
|                                     |                     | Below 600                         | 600- 999 | 1000-1399 | 1400-1999 | 2000-2599 | 2600-3399 | 3400-4199 |
|                                     | PP                  | -                                 | -        | -         | 85        | 37        | 55        | 118       |
| 'Godere'                            | PHH                 | 289                               | 17       | 594       | 1,709     | 1,428     | 2,988     | 1,959     |
|                                     | PP                  | 289                               | 17       | 512       | 427       | 479       | 902       | 486       |
| 'Boye'                              | PHH                 | -                                 | -        | 65        | 699       | 379       | 1,079     | 686       |
|                                     | PP                  | -                                 | -        | 65        | 361       | 69        | 633       | 166       |
| 'Bula'                              | PHH                 | -                                 | 259      | -         | 15        | 51        | 222       | 164       |
|                                     | PP                  | -                                 | 259      | -         | 14        | 40        | 100       | 60        |
| Others                              | PHH                 | -                                 | -        | -         | 2         | 240       | 372       | 38        |
|                                     | PP                  | -                                 | -        | -         | 2         | 40        | 75        | 16        |
| Coffee, Tea, Chat & Buckthorn Leave | PHH                 | 661                               | 3,952    | 5,107     | 8,065     | 9,760     | 12,509    | 15,015    |
|                                     | PP                  | 661                               | 3,875    | 3,655     | 4,746     | 4,252     | 5,451     | 5,575     |
| Tea leaves                          | PHH                 | -                                 | 126      | 314       | 334       | 395       | 484       | 722       |
|                                     | PP                  | -                                 | 126      | 258       | 239       | 183       | 209       | 279       |
| Coffee beans                        | PHH                 | 661                               | 3,254    | 4,428     | 5,783     | 7,042     | 7,710     | 8,477     |
|                                     | PP                  | 661                               | 3,177    | 3,135     | 3,190     | 3,126     | 3,303     | 2,913     |
| Coffee leaves                       | PHH                 | -                                 | 228      | 23        | 538       | 296       | 934       | 588       |
|                                     | PP                  | -                                 | 228      | 17        | 298       | 74        | 410       | 145       |
| Buck-thorn leaves                   | PHH                 | -                                 | -        | 51        | 95        | 169       | 161       | 240       |
|                                     | PP                  | -                                 | -        | 36        | 43        | 54        | 56        | 68        |
| 'Chat'                              | PHH                 | -                                 | 26       | 3         | 1,067     | 1,266     | 2,813     | 4,522     |
|                                     | PP                  | -                                 | 26       | 2         | 852       | 548       | 1,341     | 1,994     |
| 'Mekmoko'                           | PHH                 | -                                 | -        | 1         | -         | -         | -         | -         |
|                                     | PP                  | -                                 | -        | 1         | -         | -         | -         | -         |
| Coffee whole                        | PHH                 | -                                 | 213      | 182       | 152       | 334       | 290       | 122       |
|                                     | PP                  | -                                 | 213      | 103       | 59        | 129       | 89        | 30        |
| Others                              | PHH                 | -                                 | 104      | 104       | 96        | 259       | 117       | 343       |
|                                     | PP                  | -                                 | 104      | 104       | 65        | 137       | 44        | 145       |
| Other food items                    | PHH                 | 1,666                             | 6,961    | 8,159     | 11,829    | 14,841    | 18,990    | 26,597    |
|                                     | PP                  | 1,666                             | 6,195    | 5,900     | 6,843     | 6,835     | 8,040     | 9,811     |
| Salt                                | PHH                 | 1,666                             | 4,832    | 6,095     | 7,338     | 9,001     | 10,223    | 11,554    |
|                                     | PP                  | 1,666                             | 4,067    | 4,333     | 3,832     | 3,887     | 4,101     | 3,829     |

Table 16c (Contd.): Quantity of food, drinks, and tobacco consumed by domestic expenditure group - Country Urban

| Expenditure Item                     | Unit of Measurement | DOMESTIC EXPENDITURE GROUP (B I R R) |           |           |            |             |              |               | T o t a l |
|--------------------------------------|---------------------|--------------------------------------|-----------|-----------|------------|-------------|--------------|---------------|-----------|
|                                      |                     | 4200-5399                            | 5400-6599 | 6600-8999 | 9000-12599 | 12600-16199 | 16200 -19999 | 20,000 & over |           |
|                                      | PP                  | 42                                   | 294       | 107       | 24         | 50          | 89           | 32            | 89        |
| 'Godere'                             | PHH                 | 1,778                                | 1,579     | 1,119     | 918        | 113         | 8            | 39            | 1,421     |
|                                      | PP                  | 415                                  | 320       | 207       | 165        | 18          | 1            | 6             | 355       |
| 'Boye'                               | PHH                 | 777                                  | 790       | 2,668     | 621        | 367         | 62           | 87            | 947       |
|                                      | PP                  | 182                                  | 215       | 692       | 100        | 61          | 7            | 14            | 279       |
| 'Bula'                               | PHH                 | 399                                  | 750       | 674       | 1,497      | 1,110       | 1,453        | 2,474         | 678       |
|                                      | PP                  | 98                                   | 213       | 143       | 335        | 175         | 304          | 323           | 152       |
| Others                               | PHH                 | 195                                  | 115       | 1         | 124        | -           | 2            | 44            | 116       |
|                                      | PP                  | 27                                   | 19        | -         | 25         | -           | -            | 6             | 21        |
| Coffee, Tea, Chat & Buckthorn Leaves | PHH                 | 17,780                               | 19,475    | 26,096    | 27,047     | 26,193      | 34,270       | 35,235        | 19,880    |
|                                      | PP                  | 5,060                                | 5,700     | 7,934     | 5,713      | 4,641       | 6,122        | 6,498         | 5,713     |
| Tea leaves                           | PHH                 | 1,135                                | 1,099     | 1,605     | 1,777      | 2,081       | 2,607        | 3,092         | 1,244     |
|                                      | PP                  | 365                                  | 326       | 368       | 381        | 374         | 442          | 497           | 325       |
| Coffee beans                         | PHH                 | 9,630                                | 11,458    | 11,662    | 12,765     | 13,797      | 14,048       | 14,045        | 10,223    |
|                                      | PP                  | 2,729                                | 2,935     | 2,612     | 2,537      | 2,354       | 2,477        | 2,294         | 2,800     |
| Coffee leaves                        | PHH                 | 908                                  | 712       | 807       | 509        | 802         | 675          | 119           | 667       |
|                                      | PP                  | 197                                  | 151       | 194       | 131        | 97          | 85           | 15            | 178       |
| Buck-thorn leaves                    | PHH                 | 405                                  | 555       | 578       | 577        | 1,873       | 1,366        | 2,585         | 599       |
|                                      | PP                  | 117                                  | 118       | 118       | 106        | 316         | 243          | 602           | 133       |
| 'Chat'                               | PHH                 | 5,085                                | 4,901     | 10,538    | 10,986     | 7,468       | 15,542       | 15,247        | 6,622     |
|                                      | PP                  | 1,538                                | 2,009     | 4,506     | 2,465      | 1,472       | 2,870        | 3,069         | 2,148     |
| 'Mekmoko'                            | PHH                 | 2                                    | 1         | 1         | 5          | 44          | 25           | 120           | 10        |
|                                      | PP                  | -                                    | -         | -         | 1          | 14          | 4            | 17            | 2         |
| Coffee whole                         | PHH                 | 545                                  | 410       | 296       | 221        | 128         | 1            | 24            | 280       |
|                                      | PP                  | 92                                   | 85        | 45        | 31         | 14          | -            | 2             | 61        |
| Others                               | PHH                 | 70                                   | 340       | 609       | 205        | -           | 6            | 3             | 235       |
|                                      | PP                  | 22                                   | 76        | 90        | 62         | -           | 1            | 1             | 66        |
| Other food items                     | PHH                 | 32,118                               | 39,209    | 50,572    | 54,010     | 59,903      | 72,719       | 84,977        | 38,717    |
|                                      | PP                  | 9,409                                | 10,576    | 11,207    | 10,988     | 10,313      | 12,071       | 13,376        | 9,822     |
| Salt                                 | PHH                 | 12,453                               | 13,850    | 15,198    | 15,508     | 16,940      | 18,241       | 17,340        | 13,028    |
|                                      | PP                  | 3,447                                | 3,488     | 3,333     | 3,102      | 2,853       | 3,045        | 2,836         | 3,497     |

Table 16c : Quantity of food, drinks, and tobacco consumed by domestic expenditure group - Country Urban

| Expenditure Item       | Unit of Measurement | DOMESTIC EXPENDITURE GROUP (B I R R) |          |           |           |           |           |           |
|------------------------|---------------------|--------------------------------------|----------|-----------|-----------|-----------|-----------|-----------|
|                        |                     | Below 600                            | 600- 999 | 1000-1399 | 1400-1999 | 2000-2599 | 2600-3399 | 3400-4199 |
| Sugar                  | PHH                 | -                                    | 1,303    | 1,606     | 4,280     | 5,257     | 8,090     | 13,416    |
|                        | PP                  | -                                    | 1,302    | 1,251     | 2,873     | 2,708     | 3,595     | 5,410     |
| Honey                  | PHH                 | -                                    | -        | 126       | 1         | 4         | 7         | 74        |
|                        | PP                  | -                                    | -        | 126       | 1         | 2         | 3         | 50        |
| Marmalade              | PHH                 | -                                    | -        | -         | -         | -         | -         | 1         |
|                        | PP                  | -                                    | -        | -         | -         | -         | -         | -         |
| Margarine              | PHH                 | -                                    | 114      | 41        | -         | -         | 12        | -         |
|                        | PP                  | -                                    | 114      | 41        | -         | -         | 3         | -         |
| Sugar cane             | PHH                 | -                                    | 712      | 291       | 201       | 534       | 637       | 1,225     |
|                        | PP                  | -                                    | 712      | 148       | 134       | 201       | 330       | 462       |
| Baking powder          | PHH                 | -                                    | -        | -         | 2         | 44        | 11        | 10        |
|                        | PP                  | -                                    | -        | -         | 1         | 36        | 5         | 4         |
| Candy and chewing gum  | PHH                 | -                                    | -        | -         | 3         | 1         | 3         | 6         |
|                        | PP                  | -                                    | -        | -         | 1         | -         | 1         | 2         |
| Others                 | PHH                 | -                                    | -        | -         | 5         | -         | 6         | 310       |
|                        | PP                  | -                                    | -        | -         | 1         | -         | 3         | 54        |
| BEVERAGES              | PHH                 | -                                    | 1,336    | 1,837     | 2,248     | 2,448     | 5,198     | 4,387     |
|                        | PP                  | -                                    | 982      | 1,535     | 1,127     | 1,877     | 2,680     | 2,121     |
| Non-alcoholic          | PHH                 | -                                    | -        | 126       | 36        | 254       | 449       | 391       |
|                        | PP                  | -                                    | -        | 103       | 23        | 254       | 280       | 254       |
| Mineral water          | PHH                 | -                                    | -        | 126       | -         | -         | 33        | 87        |
|                        | PP                  | -                                    | -        | 103       | -         | -         | 25        | 44        |
| Coca Cola, Fanta, etc. | PHH                 | -                                    | -        | -         | 3         | 187       | 276       | 156       |
|                        | PP                  | -                                    | -        | -         | 1         | 187       | 174       | 74        |
| 'Birz'                 | PHH                 | -                                    | -        | -         | -         | -         | 1         | -         |
|                        | PP                  | -                                    | -        | -         | -         | -         | -         | -         |
| 'Star, O.pop, etc      | PHH                 | -                                    | -        | -         | -         | -         | 1         | -         |
|                        | PP                  | -                                    | -        | -         | -         | -         | 1         | -         |
| Others                 | PHH                 | -                                    | -        | -         | 34        | 67        | 138       | 147       |
|                        | PP                  | -                                    | -        | -         | 21        | 67        | 80        | 136       |

Table 16c (Contd.): Quantity of food, drinks, and tobacco consumed by domestic expenditure group - Country Urban

| Expenditure Item       | Unit of Measurement | DOMESTIC EXPENDITURE GROUP (B I R R) |           |           |            |             |              |               | T o t a l |
|------------------------|---------------------|--------------------------------------|-----------|-----------|------------|-------------|--------------|---------------|-----------|
|                        |                     | 4200-5399                            | 5400-6599 | 6600-8999 | 9000-12599 | 12600-16199 | 16200 -19999 | 20,000 & over |           |
| Sugar                  | PHH                 | 17,901                               | 24,062    | 33,018    | 36,750     | 40,827      | 50,958       | 66,197        | 24,142    |
|                        | PP                  | 5,470                                | 6,689     | 7,257     | 7,518      | 7,046       | 8,560        | 10,317        | 5,897     |
| Honey                  | PHH                 | 61                                   | 156       | 216       | 227        | 253         | 469          | 686           | 157       |
|                        | PP                  | 30                                   | 55        | 65        | 53         | 57          | 84           | 109           | 45        |
| Marmalade              | PHH                 | 1                                    | 2         | 12        | 33         | 1           | 51           | 68            | 11        |
|                        | PP                  | 1                                    | -         | 3         | 9          | -           | 9            | 11            | 3         |
| Margarine              | PHH                 | -                                    | 3         | 17        | 1          | 11          | 4            | 14            | 7         |
|                        | PP                  | -                                    | 1         | 3         | 1          | 3           | 1            | 2             | 3         |
| Sugar cane             | PHH                 | 1,659                                | 1,068     | 1,905     | 1,430      | 1,788       | 2,872        | 549           | 1,267     |
|                        | PP                  | 448                                  | 330       | 517       | 294        | 339         | 349          | 79            | 356       |
| Baking powder          | PHH                 | 30                                   | 47        | 184       | 17         | 20          | 20           | 10            | 47        |
|                        | PP                  | 9                                    | 8         | 23        | 3          | 3           | 4            | 2             | 10        |
| Candy and chewing gum  | PHH                 | 11                                   | 16        | 14        | 33         | 20          | 51           | 62            | 16        |
|                        | PP                  | 3                                    | 4         | 3         | 5          | 3           | 8            | 12            | 3         |
| Others                 | PHH                 | 2                                    | 5         | 8         | 12         | 43          | 51           | 52            | 42        |
|                        | PP                  | -                                    | 1         | 2         | 3          | 9           | 10           | 9             | 8         |
| BEVERAGES              | PHH                 | 7,112                                | 9,817     | 9,042     | 10,427     | 14,077      | 18,096       | 37,079        | 9,117     |
|                        | PP                  | 2,012                                | 2,948     | 2,328     | 2,122      | 2,952       | 3,058        | 6,236         | 2,482     |
| Non-alcoholic          | PHH                 | 391                                  | 485       | 1,504     | 2,271      | 5,503       | 8,023        | 29,652        | 2,736     |
|                        | PP                  | 216                                  | 247       | 610       | 589        | 1,363       | 1,554        | 5,179         | 673       |
| Mineral water          | PHH                 | 85                                   | 178       | 391       | 768        | 1,988       | 2,816        | 14,396        | 1,112     |
|                        | PP                  | 49                                   | 90        | 229       | 191        | 507         | 527          | 2,512         | 252       |
| Coca Cola, Fanta, etc. | PHH                 | 256                                  | 273       | 996       | 1,394      | 3,410       | 4,830        | 14,555        | 1,494     |
|                        | PP                  | 132                                  | 145       | 359       | 376        | 829         | 937          | 2,541         | 370       |
| 'Birz'                 | PHH                 | -                                    | 4         | 50        | 22         | 8           | 172          | 160           | 25        |
|                        | PP                  | -                                    | 2         | 10        | 5          | 4           | 57           | 48            | 7         |
| 'Star, O.pop, etc      | PHH                 | 2                                    | 2         | 14        | 17         | 41          | 192          | 186           | 22        |
|                        | PP                  | 1                                    | 1         | 4         | 2          | 6           | 31           | 30            | 4         |
| Others                 | PHH                 | 48                                   | 29        | 53        | 70         | 56          | 14           | 355           | 83        |
|                        | PP                  | 34                                   | 8         | 8         | 14         | 17          | 2            | 49            | 40        |

Table 16c : Quantity of food, drinks, and tobacco consumed by domestic expenditure group - Country Urban

| Expenditure Item         | Unit of Measurement | DOMESTIC EXPENDITURE GROUP (B I R R) |          |           |           |           |           |           |
|--------------------------|---------------------|--------------------------------------|----------|-----------|-----------|-----------|-----------|-----------|
|                          |                     | Below 600                            | 600- 999 | 1000-1399 | 1400-1999 | 2000-2599 | 2600-3399 | 3400-4199 |
| Alcoholic                | PHH                 | -                                    | 1,336    | 1,711     | 2,212     | 2,194     | 4,749     | 3,996     |
|                          | PP                  | -                                    | 982      | 1,431     | 1,104     | 1,624     | 2,400     | 1,867     |
| Spirit (local)           | PHH                 | -                                    | -        | -         | -         | -         | 8         | 2         |
|                          | PP                  | -                                    | -        | -         | -         | -         | 2         | 1         |
| Cognac (local)           | PHH                 | -                                    | -        | -         | -         | -         | -         | -         |
|                          | PP                  | -                                    | -        | -         | -         | -         | -         | -         |
| Brandy                   | PHH                 | -                                    | -        | -         | -         | -         | -         | -         |
| Whisky                   | PHH                 | -                                    | -        | -         | -         | -         | -         | -         |
|                          | PP                  | -                                    | -        | -         | -         | -         | -         | -         |
| Gin (local)              | PHH                 | -                                    | -        | -         | -         | -         | -         | -         |
|                          | PP                  | -                                    | -        | -         | -         | -         | -         | -         |
| Wine                     | PHH                 | -                                    | -        | -         | -         | -         | -         | -         |
|                          | PP                  | -                                    | -        | -         | -         | -         | -         | -         |
| Katikalla                | PHH                 | -                                    | -        | -         | 43        | 280       | 128       | 36        |
|                          | PP                  | -                                    | -        | -         | 42        | 245       | 58        | 10        |
| Beer                     | PHH                 | -                                    | -        | -         | -         | -         | 9         | 3         |
|                          | PP                  | -                                    | -        | -         | -         | -         | 9         | 3         |
| 'Tela', Borde', 'Korefe' | PHH                 | -                                    | 1,336    | 1,711     | 2,057     | 1,856     | 4,561     | 3,786     |
|                          | PP                  | -                                    | 982      | 1,431     | 1,023     | 1,360     | 2,310     | 1,739     |
| Mead                     | PHH                 | -                                    | -        | -         | 107       | 9         | 36        | 168       |
|                          | PP                  | -                                    | -        | -         | 37        | 2         | 19        | 114       |
| Others                   | PHH                 | -                                    | -        | -         | 4         | 49        | 7         | -         |
|                          | PP                  | -                                    | -        | -         | 2         | 16        | 2         | -         |
| CIGARETTES AND TOBACCO   | PHH                 | -                                    | -        | 6         | 145       | 70        | 128       | 110       |
|                          | PP                  | -                                    | -        | 2         | 68        | 26        | 55        | 36        |
| Cigarettes               | PHH                 | -                                    | -        | 1         | 23        | 10        | 45        | 43        |
|                          | PP                  | -                                    | -        | 1         | 8         | 4         | 23        | 18        |
| Nyala                    | PHH                 | -                                    | -        | -         | 1         | 9         | 26        | 19        |
|                          | PP                  | -                                    | -        | -         | -         | 3         | 15        | 8         |
| Gureza                   | PHH                 | -                                    | -        | -         | -         | -         | -         | -         |
|                          | PP                  | -                                    | -        | -         | -         | -         | -         | -         |

Table 16c (Contd.): Quantity of food, drinks, and tobacco consumed by domestic expenditure group - Country Urban

| Expenditure Item         | Unit of Measurement | DOMESTIC EXPENDITURE GROUP (B I R R) |           |           |            |             |              |               | T o t a l |
|--------------------------|---------------------|--------------------------------------|-----------|-----------|------------|-------------|--------------|---------------|-----------|
|                          |                     | 4200-5399                            | 5400-6599 | 6600-8999 | 9000-12599 | 12600-16199 | 16200 -19999 | 20,000 & over |           |
| Alcoholic                | PHH                 | 6,720                                | 9,332     | 7,538     | 8,156      | 8,573       | 10,073       | 7,427         | 6,381     |
|                          | PP                  | 1,796                                | 2,702     | 1,717     | 1,532      | 1,589       | 1,504        | 1,056         | 1,809     |
| Spirit (local)           | PHH                 | 23                                   | 17        | 53        | 41         | 48          | 52           | 93            | 28        |
|                          | PP                  | 5                                    | 10        | 12        | 8          | 9           | 10           | 17            | 7         |
| Cognac (local)           | PHH                 | 4                                    | -         | -         | 14         | -           | 2            | 549           | 30        |
|                          | PP                  | 1                                    | -         | -         | 3          | -           | -            | 39            | 2         |
| Brandy                   | PHH                 | -                                    | 1         | -         | -          | -           | -            | -             | -         |
| Whisky                   | PHH                 | -                                    | -         | -         | -          | 5           | -            | 71            | 4         |
|                          | PP                  | -                                    | -         | -         | -          | 1           | -            | 9             | 1         |
| Gin (local)              | PHH                 | -                                    | -         | -         | -          | 2           | -            | 29            | 2         |
|                          | PP                  | -                                    | -         | -         | -          | -           | -            | 5             | -         |
| Wine                     | PHH                 | -                                    | 1         | 20        | 19         | 79          | 139          | 310           | 29        |
|                          | PP                  | -                                    | -         | 3         | 2          | 18          | 25           | 38            | 4         |
| Katikalla                | PHH                 | 34                                   | 54        | 75        | 354        | 57          | 119          | 357           | 123       |
|                          | PP                  | 23                                   | 16        | 15        | 39         | 10          | 13           | 26            | 39        |
| Beer                     | PHH                 | 41                                   | 37        | 596       | 393        | 2,239       | 1,456        | 2,637         | 438       |
|                          | PP                  | 23                                   | 26        | 278       | 119        | 540         | 289          | 408           | 120       |
| 'Tela', Borde', 'Korefe' | PHH                 | 6,392                                | 8,923     | 6,405     | 6,896      | 5,245       | 7,464        | 3,059         | 5,436     |
|                          | PP                  | 1,633                                | 2,589     | 1,320     | 1,307      | 870         | 1,047        | 468           | 1,563     |
| Mead                     | PHH                 | 218                                  | 299       | 364       | 439        | 826         | 841          | 87            | 267       |
|                          | PP                  | 110                                  | 60        | 81        | 54         | 122         | 118          | 14            | 68        |
| Others                   | PHH                 | 9                                    | -         | 26        | -          | 71          | 1            | 235           | 25        |
|                          | PP                  | 2                                    | -         | 9         | -          | 18          | -            | 31            | 5         |
| CIGARETTES AND TOBACCO   | PHH                 | 109                                  | 260       | 206       | 164        | 303         | 384          | 792           | 198       |
|                          | PP                  | 30                                   | 89        | 58        | 35         | 62          | 64           | 110           | 52        |
| Cigarettes               | PHH                 | 82                                   | 76        | 132       | 131        | 239         | 276          | 660           | 120       |
|                          | PP                  | 24                                   | 19        | 44        | 29         | 50          | 52           | 96            | 29        |
| Nyala                    | PHH                 | 52                                   | 50        | 87        | 74         | 139         | 67           | 499           | 74        |
|                          | PP                  | 15                                   | 10        | 30        | 17         | 31          | 15           | 64            | 18        |
| Gureza                   | PHH                 | -                                    | -         | -         | 2          | 58          | 33           | 21            | 5         |
|                          | PP                  | -                                    | -         | -         | 1          | 10          | 7            | 2             | 1         |



Table 16c : Quantity of food, drinks, and tobacco consumed by domestic expenditure group - Country Urban

| Expenditure Item | Unit of Measurement | DOMESTIC EXPENDITURE GROUP (B I R R) |          |           |           |           |           |           |
|------------------|---------------------|--------------------------------------|----------|-----------|-----------|-----------|-----------|-----------|
|                  |                     | Below 600                            | 600- 999 | 1000-1399 | 1400-1999 | 2000-2599 | 2600-3399 | 3400-4199 |
| Gissila          | PHH                 | -                                    | -        | -         | 3         | -         | 2         | -         |
|                  | PP                  | -                                    | -        | -         | 2         | -         | 1         | -         |
| Sportsman        | PHH                 | -                                    | -        | -         | -         | -         | -         | -         |
|                  | PP                  | -                                    | -        | -         | -         | -         | -         | -         |
| Rothmans         | PHH                 | -                                    | -        | -         | -         | -         | -         | -         |
|                  | PP                  | -                                    | -        | -         | -         | -         | -         | -         |
| Pall mail        | PHH                 | -                                    | -        | -         | -         | -         | -         | -         |
| Marlboro         | PHH                 | -                                    | -        | -         | -         | -         | -         | -         |
|                  | PP                  | -                                    | -        | -         | -         | -         | -         | -         |
| Winston          | PHH                 | -                                    | -        | -         | -         | -         | -         | -         |
|                  | PP                  | -                                    | -        | -         | -         | -         | -         | -         |
| Bond             | PHH                 | -                                    | -        | -         | -         | -         | -         | -         |
| Grusse           | PHH                 | -                                    | -        | -         | -         | -         | -         | 3         |
|                  | PP                  | -                                    | -        | -         | -         | -         | -         | 2         |
| Royals           | PHH                 | -                                    | -        | -         | -         | -         | -         | 1         |
|                  | PP                  | -                                    | -        | -         | -         | -         | -         | -         |
| Sofrudin         | PHH                 | -                                    | -        | -         | -         | -         | -         | 2         |
|                  | PP                  | -                                    | -        | -         | -         | -         | -         | 1         |
| Others           | PHH                 | -                                    | -        | -         | 19        | 1         | 16        | 18        |
|                  | PP                  | -                                    | -        | -         | 5         | -         | 6         | 6         |
| Tobacco'         | PHH                 | -                                    | -        | 5         | 122       | 60        | 84        | 67        |
|                  | PP                  | -                                    | -        | 2         | 61        | 23        | 32        | 18        |
| 'Suret'          | PHH                 | -                                    | -        | -         | 8         | 3         | 2         | 8         |
|                  | PP                  | -                                    | -        | -         | 4         | 2         | 1         | 1         |
| 'Gaye'           | PHH                 | -                                    | -        | 5         | 91        | 56        | 74        | 30        |
|                  | PP                  | -                                    | -        | 2         | 50        | 18        | 27        | 11        |
| Addis club       | PHH                 | -                                    | -        | -         | -         | -         | 1         | -         |

Table 16c (Contd.): Quantity of food, drinks, and tobacco consumed by domestic expenditure group - Country Urban

| Expenditure Item | Unit of Measurement | DOMESTIC EXPENDITURE GROUP (B I R R) |           |           |            |             |              |               | T o t a l |
|------------------|---------------------|--------------------------------------|-----------|-----------|------------|-------------|--------------|---------------|-----------|
|                  |                     | 4200-5399                            | 5400-6599 | 6600-8999 | 9000-12599 | 12600-16199 | 16200 -19999 | 20,000 & over |           |
| Gissila          | PHH                 | -                                    | 5         | 3         | -          | -           | -            | -             | 1         |
|                  | PP                  | -                                    | 1         | 1         | -          | -           | -            | -             | -         |
| Sportsman        | PHH                 | -                                    | 1         | -         | 11         | 14          | -            | -             | 2         |
|                  | PP                  | -                                    | -         | -         | 2          | 3           | -            | -             | -         |
| Rothmans         | PHH                 | 1                                    | 1         | 8         | 6          | 11          | 72           | 83            | 9         |
|                  | PP                  | -                                    | -         | 3         | 2          | 3           | 13           | 18            | 2         |
| Pall mail        | PHH                 | 1                                    | -         | -         | -          | -           | -            | -             | -         |
| Marlboro         | PHH                 | -                                    | -         | -         | -          | -           | 18           | 17            | 1         |
|                  | PP                  | -                                    | -         | -         | -          | -           | 3            | 3             | -         |
| Winston          | PHH                 | 3                                    | -         | 1         | -          | -           | 2            | -             | 1         |
|                  | PP                  | 1                                    | -         | -         | -          | -           | 1            | -             | -         |
| Bond             | PHH                 | -                                    | 1         | -         | -          | -           | -            | 1             | -         |
| Grusse           | PHH                 | 4                                    | 1         | 7         | 1          | -           | 1            | -             | 2         |
|                  | PP                  | 1                                    | -         | 2         | -          | -           | -            | -             | 1         |
| Royals           | PHH                 | 1                                    | 2         | 2         | 4          | 4           | 5            | 10            | 2         |
|                  | PP                  | -                                    | -         | -         | 1          | 1           | 1            | 3             | 1         |
| Sofrudin         | PHH                 | 1                                    | 1         | -         | 2          | -           | -            | 7             | 1         |
|                  | PP                  | -                                    | -         | -         | -          | -           | -            | 2             | -         |
| Others           | PHH                 | 18                                   | 14        | 23        | 30         | 12          | 78           | 22            | 20        |
|                  | PP                  | 5                                    | 6         | 8         | 6          | 2           | 13           | 4             | 5         |
| Tobacco'         | PHH                 | 27                                   | 184       | 74        | 33         | 64          | 108          | 133           | 78        |
|                  | PP                  | 7                                    | 70        | 14        | 6          | 12          | 12           | 14            | 23        |
| 'Suret'          | PHH                 | 2                                    | 4         | 3         | 1          | -           | -            | -             | 3         |
|                  | PP                  | -                                    | 1         | 1         | -          | -           | -            | -             | 1         |
| 'Gaye'           | PHH                 | 22                                   | 148       | 69        | 23         | 64          | 107          | 106           | 64        |
|                  | PP                  | 6                                    | 63        | 13        | 4          | 11          | 12           | 9             | 19        |
| Addis club       | PHH                 | -                                    | -         | -         | -          | -           | -            | 1             | -         |

Table 16c : Quantity of food, drinks, and tobacco consumed by domestic expenditure group - Country Urban


| Expenditure Item                   | Unit of Measurement | DOMESTIC EXPENDITURE GROUP (B I R R) |          |           |           |           |           |           |
|------------------------------------|---------------------|--------------------------------------|----------|-----------|-----------|-----------|-----------|-----------|
|                                    |                     | Below 600                            | 600- 999 | 1000-1399 | 1400-1999 | 2000-2599 | 2600-3399 | 3400-4199 |
| Others                             | PHH                 | -                                    | -        | -         | 23        | 2         | 7         | 30        |
|                                    | PP                  | -                                    | -        | -         | 7         | 2         | 4         | 6         |
| FOOD & DRINKS TAKEN AWAY FROM HOME | PHH                 | 64                                   | 1,569    | 1,354     | 3,544     | 3,050     | 5,095     | 5,554     |
|                                    | PP                  | 64                                   | 1,517    | 1,279     | 2,845     | 2,459     | 3,165     | 3,022     |
| Food & Drinks Taken Away From Home | PHH                 | 64                                   | 1,569    | 1,354     | 3,544     | 3,050     | 5,095     | 5,554     |
|                                    | PP                  | 64                                   | 1,517    | 1,279     | 2,845     | 2,459     | 3,165     | 3,022     |
| Coffee                             | PHH                 | -                                    | 73       | 10        | 11        | 19        | 26        | 20        |
|                                    | PP                  | -                                    | 38       | 10        | 10        | 17        | 19        | 17        |
| Tea                                | PHH                 | -                                    | 331      | 139       | 1,079     | 677       | 1,251     | 1,148     |
|                                    | PP                  | -                                    | 331      | 138       | 849       | 583       | 752       | 624       |
| Milk with Tea or Coffee            | PHH                 | -                                    | -        | -         | 163       | 29        | 67        | 112       |
|                                    | PP                  | -                                    | -        | -         | 163       | 12        | 53        | 87        |
| Meal                               | PHH                 | 64                                   | 937      | 1,090     | 2,034     | 1,321     | 2,685     | 3,306     |
|                                    | PP                  | 64                                   | 921      | 1,037     | 1,646     | 963       | 1,747     | 1,871     |
| Alcoholic Drinks                   | PHH                 | -                                    | 222      | 109       | 171       | 269       | 403       | 607       |
|                                    | PP                  | -                                    | 222      | 89        | 113       | 185       | 213       | 257       |
| Non Alcoholic Drinks               | PHH                 | -                                    | -        | -         | 21        | 5         | 162       | 128       |
|                                    | PP                  | -                                    | -        | -         | 6         | 3         | 140       | 69        |
| Others                             | PHH                 | -                                    | 7        | 6         | 65        | 730       | 502       | 233       |
|                                    | PP                  | -                                    | 5        | 6         | 58        | 697       | 241       | 98        |

Table 16c (Contd.): Quantity of food, drinks, and tobacco consumed by domestic expenditure group - Country Urban

| Expenditure Item                   | Unit of Measurement | DOMESTIC EXPENDITURE GROUP (B I R R) |           |           |            |             |              |               | T o t a l |
|------------------------------------|---------------------|--------------------------------------|-----------|-----------|------------|-------------|--------------|---------------|-----------|
|                                    |                     | 4200-5399                            | 5400-6599 | 6600-8999 | 9000-12599 | 12600-16199 | 16200 -19999 | 20,000 & over |           |
| Others                             | PHH                 | 3                                    | 32        | 2         | 8          | -           | -            | 25            | 11        |
|                                    | PP                  | 1                                    | 7         | -         | 1          | -           | -            | 5             | 3         |
| FOOD & DRINKS TAKEN AWAY FROM HOME | PHH                 | 8,640                                | 6,997     | 15,011    | 20,815     | 23,470      | 34,178       | 47,275        | 12,763    |
|                                    | PP                  | 4,790                                | 3,351     | 5,512     | 8,168      | 5,790       | 6,747        | 9,394         | 4,759     |
| Food & Drinks Taken Away From Home | PHH                 | 8,640                                | 6,997     | 15,011    | 20,815     | 23,470      | 34,178       | 47,275        | 12,763    |
|                                    | PP                  | 4,790                                | 3,351     | 5,512     | 8,168      | 5,790       | 6,747        | 9,394         | 4,759     |
| Coffee                             | PHH                 | 123                                  | 107       | 198       | 319        | 686         | 1,154        | 1,279         | 238       |
|                                    | PP                  | 92                                   | 27        | 73        | 132        | 152         | 260          | 224           | 75        |
| Tea                                | PHH                 | 2,391                                | 1,843     | 4,517     | 5,534      | 4,349       | 8,570        | 11,076        | 3,247     |
|                                    | PP                  | 1,175                                | 857       | 1,441     | 1,669      | 921         | 1,649        | 1,842         | 1,089     |
| Milk with Tea or Coffee            | PHH                 | 321                                  | 487       | 542       | 851        | 2,002       | 5,353        | 1,773         | 665       |
|                                    | PP                  | 151                                  | 295       | 173       | 341        | 472         | 913          | 356           | 212       |
| Meal                               | PHH                 | 4,064                                | 3,478     | 6,163     | 9,978      | 11,149      | 11,157       | 22,089        | 5,868     |
|                                    | PP                  | 2,429                                | 1,644     | 2,755     | 4,304      | 2,929       | 2,374        | 4,732         | 2,432     |
| Alcoholic Drinks                   | PHH                 | 1,039                                | 443       | 1,199     | 1,309      | 2,249       | 3,436        | 3,609         | 1,068     |
|                                    | PP                  | 489                                  | 210       | 387       | 487        | 604         | 752          | 835           | 374       |
| Non Alcoholic Drinks               | PHH                 | 437                                  | 390       | 828       | 1,430      | 1,903       | 2,883        | 3,935         | 806       |
|                                    | PP                  | 310                                  | 238       | 294       | 562        | 498         | 557          | 768           | 281       |
| Others                             | PHH                 | 265                                  | 249       | 1,564     | 1,395      | 1,133       | 1,625        | 3,514         | 870       |
|                                    | PP                  | 144                                  | 80        | 388       | 672        | 216         | 242          | 638           | 296       |

Table 17c: Total Payments in Birr Per Household and Per Person by Source - COUNTRY - URBAN

| Source of Payments   | Birr              | PHH       | PP       | %      |
|--|-------------------|-----------|----------|--------|
| From own agricultural enterprise                                 | 666,158,177.28    | 600.04    | 126.29   | 4.08   |
| From household enterprise other than agriculture                 | 6,828,280,254.04  | 6,150.55  | 1,477.59 | 41.87  |
| Gift and remittance recieved from governmental organization      | 43,902,930.21     | 39.55     | 14.95    | .27    |
| Gift and remittance recieved from governmental organization(NGO) | 93,059,793.47     | 83.82     | 22.70    | .57    |
| Gift and remittance recieved from Households                     | 824,495,075.14    | 742.66    | 255.29   | 5.06   |
| Gift and remittance recieved from abroad                         | 268,752,248.26    | 242.08    | 54.66    | 1.65   |
| Collected free(wood,dun,cake..etc)                               | 102,816,906.61    | 92.61     | 26.89    | .63    |
| Wages and salaries,bounes, overtime and allowance                | 5,855,119,204.96  | 5,273.98  | 1,268.66 | 35.90  |
| Pension or other social security benefit                         | 349,799,488.05    | 315.08    | 79.52    | 2.14   |
| From Saving(Bank, savingaccount)                                 | 159,408,549.05    | 143.59    | 30.29    | .98    |
| Interests and royalties  | 317,276.66        | .29       | .09      | -      |
| Divindends(Profits sahre)  | 3,107,044.78      | 2.80      | .60      | .02    |
| Income from house rent   | 929,141,706.65    | 836.92    | 191.34   | 5.70   |
| Income from rent other than house rent                           | 5,334,071.16      | 4.80      | 1.19     | .03    |
| From sale of household fixed asset and personel care goods       | 7,987,520.63      | 7.19      | 3.71     | .05    |
| Other current transfers  | 171,180,797.42    | 154.19    | 42.67    | 1.05   |
| Total  | 16,308,861,044.35 | 14,690.14 | 3,596.45 | 100.00 |



PART D

REGIONAL SUMMARY

TABLES 1.1a – 3.3c

AND

SUMMARY OF SELECTED

URBAN CENTERS

TABLES 1u – 3u





Table 1.1a: Distribution of households by domestic expenditure group and region - Rural + Urban

| Region              | Sex | DOMESTIC EXPENDITURE GROUP (BIRR) |      |           |      |             |      |             |       |             |       |             |       |             |       |
|---------------------|-----|-----------------------------------|------|-----------|------|-------------|------|-------------|-------|-------------|-------|-------------|-------|-------------|-------|
|                     |     | Below 600                         |      | 600 - 999 |      | 1000 - 1399 |      | 1400 - 1999 |       | 2000 - 2599 |       | 2600 - 3399 |       | 3400 - 4199 |       |
|                     |     | No.                               | %    | No.       | %    | No.         | %    | No.         | %     | No.         | %     | No.         | %     | No.         | %     |
| TIGRAY              | M+F | -                                 | -    | 3,141     | .41  | 12,752      | 1.65 | 43,666      | 5.66  | 74,438      | 9.65  | 95,069      | 12.33 | 134,308     | 17.42 |
|                     | M   | -                                 | -    | -         | -    | 2,486       | .53  | 12,866      | 2.72  | 25,211      | 5.34  | 48,875      | 10.35 | 77,640      | 16.44 |
|                     | F   | -                                 | -    | 3,141     | 1.05 | 10,266      | 3.44 | 30,800      | 10.31 | 49,227      | 16.48 | 46,194      | 15.46 | 56,668      | 18.97 |
| AFAR                | M+F | 236                               | .42  | 377       | .67  | 2,078       | 3.71 | 2,244       | 4.01  | 4,292       | 7.66  | 9,199       | 16.43 | 8,980       | 16.04 |
|                     | M   | 28                                | .06  | 285       | .64  | 1,282       | 2.90 | 1,258       | 2.84  | 3,174       | 7.17  | 7,815       | 17.65 | 7,464       | 16.86 |
|                     | F   | 208                               | 1.78 | 92        | .79  | 796         | 6.80 | 986         | 8.42  | 1,118       | 9.54  | 1,384       | 11.82 | 1,516       | 12.94 |
| AMHARA              | M+F | 7,129                             | .22  | 48,653    | 1.49 | 96,397      | 2.94 | 241,888     | 7.39  | 354,371     | 10.83 | 525,344     | 16.05 | 474,774     | 14.50 |
|                     | M   | -                                 | -    | 9,537     | .38  | 35,388      | 1.42 | 125,169     | 5.03  | 212,009     | 8.52  | 403,701     | 16.22 | 384,397     | 15.44 |
|                     | F   | 7,129                             | .91  | 39,116    | 4.99 | 61,009      | 7.78 | 116,719     | 14.89 | 142,362     | 18.16 | 121,643     | 15.52 | 90,377      | 11.53 |
| OROMIA              | M+F | 5,287                             | .13  | 25,294    | .61  | 55,860      | 1.34 | 154,979     | 3.72  | 248,406     | 5.97  | 545,453     | 13.11 | 643,344     | 15.46 |
|                     | M   | -                                 | -    | 6,982     | .22  | 21,005      | .67  | 67,787      | 2.17  | 134,231     | 4.30  | 348,875     | 11.18 | 461,578     | 14.80 |
|                     | F   | 5,287                             | .51  | 18,312    | 1.76 | 34,855      | 3.34 | 87,192      | 8.36  | 114,175     | 10.95 | 196,578     | 18.85 | 181,766     | 17.43 |
| SOMALI              | M+F | -                                 | -    | 53        | .04  | 62          | .05  | 1,690       | 1.34  | 4,907       | 3.89  | 6,328       | 5.02  | 12,842      | 10.19 |
|                     | M   | -                                 | -    | -         | -    | 41          | .05  | -           | -     | 2,362       | 2.84  | 4,065       | 4.89  | 6,758       | 8.13  |
|                     | F   | -                                 | -    | 53        | .12  | 21          | .05  | 1,690       | 3.94  | 2,545       | 5.93  | 2,263       | 5.28  | 6,084       | 14.19 |
| BENSHANGUL<br>GUMUZ | M+F | 560                               | .39  | 1,025     | .72  | 8,781       | 6.17 | 7,407       | 5.20  | 12,484      | 8.77  | 19,890      | 13.97 | 27,505      | 19.32 |
|                     | M   | -                                 | -    | 711       | .68  | 1,570       | 1.50 | 3,539       | 3.37  | 9,265       | 8.83  | 16,281      | 15.51 | 20,682      | 19.71 |
|                     | F   | 560                               | 1.50 | 314       | .84  | 7,211       | 9.29 | 3,868       | 10.35 | 3,219       | 8.61  | 3,609       | 9.66  | 6,823       | 18.25 |
| SNNPR               | M+F | 1,448                             | .06  | 9,159     | .38  | 31,783      | 1.32 | 129,897     | 5.39  | 237,112     | 9.83  | 400,162     | 16.60 | 389,158     | 16.14 |
|                     | M   | 303                               | .02  | 2,190     | .12  | 18,318      | .99  | 74,757      | 4.03  | 153,340     | 8.27  | 292,825     | 15.80 | 289,943     | 15.64 |
|                     | F   | 1,145                             | .21  | 6,969     | 1.25 | 13,465      | 2.41 | 55,140      | 9.88  | 83,772      | 15.02 | 107,337     | 19.24 | 99,215      | 17.79 |
| GAMBELA             | M+F | -                                 | -    | 191       | .58  | 251         | .76  | 816         | 2.46  | 2,902       | 8.75  | 6,095       | 18.38 | 5,353       | 16.14 |
|                     | M   | -                                 | -    | 135       | .55  | 50          | .20  | 440         | 1.79  | 1,643       | 6.68  | 3,969       | 16.15 | 3,814       | 15.52 |
|                     | F   | -                                 | -    | 56        | .65  | 201         | 2.34 | 376         | 4.38  | 1,259       | 14.67 | 2,126       | 24.78 | 1,539       | 17.93 |
| HARARI              | M+F | -                                 | -    | 115       | .35  | 74          | .22  | 350         | 1.05  | 892         | 2.69  | 2,088       | 6.29  | 3,575       | 10.77 |
|                     | M   | -                                 | -    | -         | -    | -           | -    | -           | -     | 91          | .43   | 812         | 3.83  | 1,699       | 8.01  |
|                     | F   | -                                 | -    | 115       | .96  | 74          | .62  | 350         | 2.92  | 801         | 6.69  | 1,276       | 10.65 | 1,876       | 15.66 |
| ADDIS A.            | M+F | -                                 | -    | 21        | .01  | 4,736       | 1.19 | 8,590       | 2.15  | 13,520      | 3.38  | 28,243      | 7.07  | 25,380      | 6.35  |
|                     | M   | -                                 | -    | -         | -    | 1,947       | .80  | 2,061       | .84   | 2,533       | 1.04  | 12,098      | 4.94  | 15,840      | 6.47  |
|                     | F   | -                                 | -    | 21        | .01  | 2,789       | 1.80 | 6,529       | 4.21  | 10,987      | 7.09  | 16,145      | 10.42 | 9,540       | 6.16  |
| DIRE DAWA           | M+F | -                                 | -    | 126       | .22  | 304         | .54  | 2,179       | 3.83  | 2,223       | 3.91  | 4,079       | 7.18  | 6,333       | 11.15 |
|                     | M   | -                                 | -    | -         | -    | 45          | .12  | 179         | .47   | 879         | 2.32  | 2,199       | 5.81  | 3,541       | 9.36  |
|                     | F   | -                                 | -    | 126       | .66  | 259         | 1.36 | 2,000       | 10.53 | 1,344       | 7.08  | 1,880       | 9.90  | 2,792       | 14.70 |
| Total               | M+F | 14,660                            | .13  | 88,155    | .77  | 213,078     | 1.86 | 593,706     | 5.18  | 955,547     | 8.33  | 1,641,950   | 14.32 | 1,731,552   | 15.10 |
|                     | M   | 331                               | -    | 19,840    | .23  | 82,132      | .97  | 288,056     | 3.39  | 544,738     | 6.41  | 1,141,515   | 13.44 | 1,273,356   | 14.99 |
|                     | F   | 14,329                            | .48  | 68,315    | 2.30 | 130,946     | 4.41 | 305,650     | 10.29 | 410,809     | 13.83 | 500,435     | 16.85 | 458,196     | 15.43 |

Table 1.1a:(contd.) Distribution of households by domestic expenditure group and region - Rural + Urban

| Region              | Sex | DOMESTIC EXPENDITURE GROUP (BIRR) |       |                      |       |                      |       |                       |       |                        |      | Total<br>No. % |      |                        |       |                         |        |
|---------------------|-----|-----------------------------------|-------|----------------------|-------|----------------------|-------|-----------------------|-------|------------------------|------|----------------|------|------------------------|-------|-------------------------|--------|
|                     |     | 4200 - 5399<br>No. %              |       | 5400 - 6599<br>No. % |       | 6600 - 8999<br>No. % |       | 9000 - 12599<br>No. % |       | 12600 - 16199<br>No. % |      |                |      | 16200 - 19999<br>No. % |       | 20000 and over<br>No. % |        |
| TIGRAY              | M+F | 159,436                           | 20.68 | 100,237              | 13.00 | 93,160               | 12.08 | 36,881                | 4.78  | 8,708                  | 1.13 | 3,531          | .46  | 5,686                  | .74   | 771,013                 | 100.00 |
|                     | M   | 113,807                           | 24.10 | 73,870               | 15.64 | 76,843               | 16.27 | 25,792                | 5.46  | 8,332                  | 1.76 | 3,263          | .69  | 3,279                  | .69   | 472,264                 | 100.00 |
|                     | F   | 45,629                            | 15.27 | 26,367               | 8.83  | 16,317               | 5.46  | 11,089                | 3.71  | 376                    | .13  | 268            | .09  | 2,407                  | .81   | 298,749                 | 100.00 |
| AFAR                | M+F | 11,210                            | 20.02 | 5,518                | 9.85  | 5,451                | 9.73  | 4,113                 | 7.35  | 1,194                  | 2.13 | 500            | .89  | 604                    | 1.08  | 55,996                  | 100.00 |
|                     | M   | 8,992                             | 20.31 | 4,775                | 10.78 | 4,554                | 10.28 | 3,096                 | 6.99  | 994                    | 2.24 | 107            | .24  | 459                    | 1.04  | 44,283                  | 100.00 |
|                     | F   | 2,218                             | 18.94 | 743                  | 6.34  | 897                  | 7.66  | 1,017                 | 8.68  | 200                    | 1.71 | 393            | 3.36 | 145                    | 1.24  | 11,713                  | 100.00 |
| AMHARA              | M+F | 575,838                           | 17.59 | 332,761              | 10.17 | 329,350              | 10.06 | 168,068               | 5.13  | 56,012                 | 1.71 | 21,939         | .67  | 40,983                 | 1.25  | 3,273,507               | 100.00 |
|                     | M   | 471,911                           | 18.96 | 298,571              | 11.99 | 281,593              | 11.31 | 153,324               | 6.16  | 52,877                 | 2.12 | 21,095         | .85  | 40,052                 | 1.61  | 2,489,624               | 100.00 |
|                     | F   | 103,927                           | 13.26 | 34,190               | 4.36  | 47,757               | 6.09  | 14,744                | 1.88  | 3,135                  | .40  | 844            | .11  | 931                    | .12   | 783,883                 | 100.00 |
| OROMIA              | M+F | 828,148                           | 19.90 | 574,851              | 13.81 | 610,766              | 14.68 | 310,557               | 7.46  | 103,151                | 2.48 | 30,485         | .73  | 25,275                 | .61   | 4,161,856               | 100.00 |
|                     | M   | 642,941                           | 20.61 | 475,650              | 15.25 | 543,532              | 17.43 | 281,846               | 9.04  | 86,434                 | 2.77 | 27,575         | .88  | 20,711                 | .66   | 3,119,147               | 100.00 |
|                     | F   | 185,207                           | 17.76 | 99,201               | 9.51  | 67,234               | 6.45  | 28,711                | 2.75  | 16,717                 | 1.60 | 2,910          | .28  | 4,564                  | .44   | 1,042,709               | 100.00 |
| SOMALI              | M+F | 26,086                            | 20.70 | 27,037               | 21.46 | 29,619               | 23.51 | 8,367                 | 6.64  | 2,186                  | 1.74 | 3,424          | 2.72 | 3,390                  | 2.69  | 125,991                 | 100.00 |
|                     | M   | 17,107                            | 20.59 | 20,591               | 24.78 | 20,980               | 25.25 | 5,767                 | 6.94  | 1,549                  | 1.86 | 1,731          | 2.08 | 2,152                  | 2.59  | 83,103                  | 100.00 |
|                     | F   | 8,979                             | 20.94 | 6,446                | 15.03 | 8,639                | 20.14 | 2,600                 | 6.06  | 637                    | 1.49 | 1,693          | 3.95 | 1,238                  | 2.89  | 42,888                  | 100.00 |
| BENSHANGUL<br>GUMUZ | M+F | 28,090                            | 19.73 | 13,032               | 9.16  | 10,796               | 7.58  | 6,389                 | 4.49  | 4,947                  | 3.48 | 929            | .65  | 501                    | .35   | 142,336                 | 100.00 |
|                     | M   | 21,429                            | 20.42 | 10,444               | 9.95  | 9,449                | 9.00  | 5,786                 | 5.51  | 4,430                  | 4.22 | 900            | .86  | 471                    | .45   | 104,957                 | 100.00 |
|                     | F   | 6,661                             | 17.82 | 2,588                | 6.92  | 1,347                | 3.60  | 603                   | 1.61  | 517                    | 1.38 | 29             | .08  | 30                     | .08   | 37,379                  | 100.00 |
| SNNPR               | M+F | 437,142                           | 18.13 | 305,586              | 12.67 | 264,191              | 10.96 | 147,559               | 6.12  | 32,674                 | 1.36 | 12,849         | .53  | 12,474                 | .52   | 2,411,194               | 100.00 |
|                     | M   | 366,598                           | 19.78 | 255,021              | 13.76 | 217,947              | 11.76 | 128,512               | 6.93  | 30,630                 | 1.65 | 11,954         | .64  | 11,020                 | .59   | 1,853,358               | 100.00 |
|                     | F   | 70,544                            | 12.65 | 50,565               | 9.06  | 46,244               | 8.29  | 19,047                | 3.41  | 2,044                  | .37  | 895            | .16  | 1,454                  | .26   | 557,836                 | 100.00 |
| GAMBELA             | M+F | 7,611                             | 22.95 | 4,031                | 12.16 | 3,477                | 10.48 | 1,570                 | 4.73  | 463                    | 1.40 | 173            | .52  | 230                    | .69   | 33,163                  | 100.00 |
|                     | M   | 6,344                             | 25.81 | 3,167                | 12.88 | 2,832                | 11.52 | 1,449                 | 5.89  | 421                    | 1.71 | 123            | .50  | 195                    | .79   | 24,582                  | 100.00 |
|                     | F   | 1,267                             | 14.77 | 864                  | 10.07 | 645                  | 7.52  | 121                   | 1.41  | 42                     | .49  | 50             | .58  | 35                     | .41   | 8,581                   | 100.00 |
| HARARI              | M+F | 5,000                             | 15.06 | 5,294                | 15.95 | 7,679                | 23.13 | 4,948                 | 14.90 | 1,413                  | 4.26 | 952            | 2.87 | 819                    | 2.47  | 33,199                  | 100.00 |
|                     | M   | 3,342                             | 15.75 | 3,523                | 16.60 | 5,514                | 25.98 | 3,606                 | 16.99 | 1,170                  | 5.51 | 733            | 3.45 | 730                    | 3.44  | 21,220                  | 100.00 |
|                     | F   | 1,658                             | 13.84 | 1,771                | 14.78 | 2,165                | 18.07 | 1,342                 | 11.20 | 243                    | 2.03 | 219            | 1.83 | 89                     | .74   | 11,979                  | 100.00 |
| ADDIS A.            | M+F | 52,488                            | 13.13 | 46,150               | 11.55 | 64,421               | 16.12 | 55,948                | 14.00 | 31,471                 | 7.88 | 19,601         | 4.91 | 49,043                 | 12.27 | 399,612                 | 100.00 |
|                     | M   | 32,162                            | 13.15 | 28,989               | 11.85 | 40,978               | 16.75 | 36,412                | 14.88 | 21,745                 | 8.89 | 14,390         | 5.88 | 35,509                 | 14.51 | 244,664                 | 100.00 |
|                     | F   | 20,326                            | 13.12 | 17,161               | 11.08 | 23,443               | 15.13 | 19,536                | 12.61 | 9,726                  | 6.28 | 5,211          | 3.36 | 13,534                 | 8.73  | 154,948                 | 100.00 |
| DIRE DAWA           | M+F | 10,132                            | 17.83 | 8,999                | 15.84 | 11,218               | 19.74 | 5,869                 | 10.33 | 2,563                  | 4.51 | 1,186          | 2.09 | 1,610                  | 2.83  | 56,821                  | 100.00 |
|                     | M   | 6,043                             | 15.97 | 7,210                | 19.06 | 9,003                | 23.80 | 4,594                 | 12.14 | 2,199                  | 5.81 | 869            | 2.30 | 1,071                  | 2.83  | 37,832                  | 100.00 |
|                     | F   | 4,089                             | 21.53 | 1,789                | 9.42  | 2,215                | 11.66 | 1,275                 | 6.71  | 364                    | 1.92 | 317            | 1.67 | 539                    | 2.84  | 18,989                  | 100.00 |
| Total               | M+F | 2,141,181                         | 18.68 | 1,423,496            | 12.42 | 1,430,128            | 12.47 | 750,269               | 6.54  | 244,782                | 2.14 | 95,569         | .83  | 140,615                | 1.23  | 11,464,688              | 100.00 |
|                     | M   | 1,690,676                         | 19.90 | 1,181,811            | 13.91 | 1,213,225            | 14.28 | 650,184               | 7.65  | 210,781                | 2.48 | 82,740         | .97  | 115,649                | 1.36  | 8,495,034               | 100.00 |
|                     | F   | 450,505                           | 15.17 | 241,685              | 8.14  | 216,903              | 7.30  | 100,085               | 3.37  | 34,001                 | 1.14 | 12,829         | .43  | 24,966                 | .84   | 2,969,654               | 100.00 |

Table 1.1b: Distribution of households by domestic expenditure group and region - Rural

| Region           | Sex | DOMESTIC EXPENDITURE GROUP (BIRR) |      |           |      |             |       |             |       |             |       |             |       |             |       |
|------------------|-----|-----------------------------------|------|-----------|------|-------------|-------|-------------|-------|-------------|-------|-------------|-------|-------------|-------|
|                  |     | Below 600                         |      | 600 - 999 |      | 1000 - 1399 |       | 1400 - 1999 |       | 2000 - 2599 |       | 2600 - 3399 |       | 3400 - 4199 |       |
|                  |     | No.                               | %    | No.       | %    | No.         | %     | No.         | %     | No.         | %     | No.         | %     | No.         | %     |
| TIGRAY           | M+F | -                                 | -    | 2,211     | .34  | 7,436       | 1.15  | 34,883      | 5.42  | 61,127      | 9.49  | 76,789      | 11.93 | 117,604     | 18.27 |
|                  | M   | -                                 | -    | -         | -    | 1,461       | .35   | 11,352      | 2.70  | 22,887      | 5.45  | 43,971      | 10.46 | 70,688      | 16.82 |
|                  | F   | -                                 | -    | 2,211     | .99  | 5,975       | 2.67  | 23,531      | 10.52 | 38,240      | 17.10 | 32,818      | 14.68 | 46,916      | 20.98 |
| AFAR             | M+F | 236                               | .65  | 367       | 1.01 | 2,050       | 5.63  | 1,835       | 5.04  | 3,454       | 9.48  | 7,338       | 20.15 | 6,893       | 18.92 |
|                  | M   | 28                                | .09  | 285       | .93  | 1,267       | 4.14  | 1,162       | 3.79  | 2,783       | 9.09  | 6,389       | 20.86 | 6,273       | 20.48 |
|                  | F   | 208                               | 3.59 | 82        | 1.41 | 783         | 13.51 | 673         | 11.61 | 671         | 11.58 | 949         | 16.37 | 620         | 10.70 |
| AMHARA           | M+F | 6,460                             | .22  | 42,670    | 1.46 | 85,018      | 2.91  | 213,869     | 7.31  | 319,579     | 10.92 | 480,003     | 16.40 | 437,649     | 14.96 |
|                  | M   | -                                 | -    | 8,984     | .39  | 33,268      | 1.44  | 119,862     | 5.19  | 202,033     | 8.74  | 388,860     | 16.83 | 365,373     | 15.81 |
|                  | F   | 6,460                             | 1.05 | 33,686    | 5.48 | 51,750      | 8.42  | 94,007      | 15.29 | 117,546     | 19.12 | 91,143      | 14.82 | 72,276      | 11.75 |
| OROMIA           | M+F | 4,084                             | .11  | 21,122    | .57  | 49,897      | 1.35  | 129,925     | 3.53  | 213,554     | 5.80  | 494,548     | 13.42 | 585,254     | 15.89 |
|                  | M   | -                                 | -    | 6,890     | .24  | 19,295      | .68   | 60,727      | 2.15  | 121,689     | 4.30  | 323,039     | 11.42 | 431,050     | 15.24 |
|                  | F   | 4,084                             | .48  | 14,232    | 1.66 | 30,602      | 3.58  | 69,198      | 8.09  | 91,865      | 10.74 | 171,509     | 20.05 | 154,204     | 18.02 |
| SOMALI           | M+F | -                                 | -    | -         | -    | 62          | .07   | 1,316       | 1.55  | 4,485       | 5.28  | 5,037       | 5.93  | 10,540      | 12.40 |
|                  | M   | -                                 | -    | -         | -    | 41          | .07   | -           | -     | 2,300       | 3.72  | 3,561       | 5.77  | 5,822       | 9.43  |
|                  | F   | -                                 | -    | -         | -    | 21          | .09   | 1,316       | 5.66  | 2,185       | 9.40  | 1,476       | 6.35  | 4,718       | 20.30 |
| BENSHANGUL GUMUZ | M+F | 560                               | .43  | 1,025     | .78  | 8,781       | 6.67  | 6,996       | 5.32  | 12,041      | 9.15  | 18,529      | 14.08 | 26,031      | 19.78 |
|                  | M   | -                                 | -    | 711       | .73  | 1,570       | 1.61  | 3,485       | 3.58  | 8,958       | 9.20  | 15,403      | 15.82 | 19,830      | 20.36 |
|                  | F   | 560                               | 1.64 | 314       | .92  | 7,211       | 12.07 | 3,511       | 10.26 | 3,083       | 9.01  | 3,126       | 9.14  | 6,201       | 18.12 |
| SNNPR            | M+F | 1,429                             | .06  | 8,678     | .39  | 30,424      | 1.36  | 122,694     | 5.49  | 229,237     | 10.26 | 376,911     | 16.88 | 369,028     | 16.52 |
|                  | M   | 303                               | .02  | 2,190     | .13  | 18,318      | 1.06  | 72,290      | 4.18  | 149,453     | 8.65  | 279,396     | 16.16 | 276,053     | 15.97 |
|                  | F   | 1,126                             | .22  | 6,488     | 1.29 | 12,106      | 2.40  | 50,404      | 9.98  | 79,784      | 15.80 | 97,515      | 19.32 | 92,975      | 18.42 |
| GAMBELA          | M+F | -                                 | -    | 191       | .75  | 229         | .89   | 714         | 2.79  | 2,619       | 10.22 | 5,656       | 22.08 | 4,600       | 17.96 |
|                  | M   | -                                 | -    | 135       | .70  | 50          | .26   | 413         | 2.13  | 1,514       | 7.82  | 3,733       | 19.27 | 3,444       | 17.78 |
|                  | F   | -                                 | -    | 56        | .90  | 179         | 2.87  | 301         | 4.82  | 1,105       | 17.69 | 1,923       | 30.78 | 1,156       | 18.50 |
| HARARI           | M+F | -                                 | -    | -         | -    | 74          | .54   | 44          | .32   | 186         | 1.36  | 793         | 5.79  | 1,383       | 10.09 |
|                  | M   | -                                 | -    | -         | -    | -           | -     | -           | -     | 36          | .34   | 400         | 3.73  | 922         | 8.60  |
|                  | F   | -                                 | -    | -         | -    | 74          | 2.48  | 44          | 1.48  | 150         | 5.03  | 393         | 13.18 | 461         | 15.46 |
| ADDIS A.         | M+F | -                                 | -    | 21        | .29  | 42          | .58   | 43          | .59   | 181         | 2.48  | 150         | 2.06  | 781         | 10.71 |
|                  | M   | -                                 | -    | -         | -    | 20          | .38   | 23          | .43   | 61          | 1.15  | 86          | 1.62  | 418         | 7.86  |
|                  | F   | -                                 | -    | 21        | 1.06 | 22          | 1.11  | 20          | 1.01  | 120         | 6.07  | 64          | 3.24  | 363         | 18.36 |
| DIRE DAWA        | M+F | -                                 | -    | -         | -    | 86          | .58   | 170         | 1.14  | 358         | 2.40  | 881         | 5.91  | 1,185       | 7.95  |
|                  | M   | -                                 | -    | -         | -    | 45          | .38   | -           | -     | 195         | 1.63  | 544         | 4.54  | 786         | 6.56  |
|                  | F   | -                                 | -    | -         | -    | 41          | 1.40  | 170         | 5.80  | 163         | 5.56  | 337         | 11.50 | 399         | 13.62 |
| Total            | M+F | 12,769                            | .13  | 76,285    | .78  | 184,099     | 1.88  | 512,489     | 5.23  | 846,821     | 8.64  | 1,466,635   | 14.96 | 1,560,948   | 15.93 |
|                  | M   | 331                               | -    | 19,195    | .26  | 75,335      | 1.00  | 269,314     | 3.58  | 511,909     | 6.80  | 1,065,382   | 14.16 | 1,180,659   | 15.69 |
|                  | F   | 12,438                            | .55  | 57,090    | 2.51 | 108,764     | 4.78  | 243,175     | 10.68 | 334,912     | 14.71 | 401,253     | 17.63 | 380,289     | 16.71 |

Table 1.1b:(contd.) Distribution of households by domestic expenditure group and region - Rural

| Region           | Sex | DOMESTIC EXPENDITURE GROUP (BIRR) |       |                      |       |                      |       |                       |       |                        |      |                        |      |                         |      |           |        | Total<br>No. % |  |
|------------------|-----|-----------------------------------|-------|----------------------|-------|----------------------|-------|-----------------------|-------|------------------------|------|------------------------|------|-------------------------|------|-----------|--------|----------------|--|
|                  |     | 4200 - 5399<br>No. %              |       | 5400 - 6599<br>No. % |       | 6600 - 8999<br>No. % |       | 9000 - 12599<br>No. % |       | 12600 - 16199<br>No. % |      | 16200 - 19999<br>No. % |      | 20000 and over<br>No. % |      |           |        |                |  |
| TIGRAY           | M+F | 137,771                           | 21.40 | 88,371               | 13.73 | 81,842               | 12.71 | 26,033                | 4.04  | 5,254                  | .82  | 1,027                  | .16  | 3,490                   | .54  | 643,838   | 100.00 |                |  |
|                  | M   | 104,867                           | 24.95 | 67,333               | 16.02 | 69,168               | 16.46 | 20,043                | 4.77  | 5,254                  | 1.25 | 1,027                  | .24  | 2,186                   | .52  | 420,237   | 100.00 |                |  |
|                  | F   | 32,904                            | 14.72 | 21,038               | 9.41  | 12,674               | 5.67  | 5,990                 | 2.68  | -                      | -    | -                      | -    | 1,304                   | .58  | 223,601   | 100.00 |                |  |
| AFAR             | M+F | 6,788                             | 18.64 | 2,831                | 7.77  | 2,443                | 6.71  | 1,230                 | 3.38  | 412                    | 1.13 | 154                    | .42  | 393                     | 1.08 | 36,424    | 100.00 |                |  |
|                  | M   | 6,055                             | 19.77 | 2,719                | 8.88  | 2,005                | 6.55  | 1,104                 | 3.60  | 212                    | .69  | 84                     | .27  | 262                     | .86  | 30,628    | 100.00 |                |  |
|                  | F   | 733                               | 12.65 | 112                  | 1.93  | 438                  | 7.56  | 126                   | 2.17  | 200                    | 3.45 | 70                     | 1.21 | 131                     | 2.26 | 5,796     | 100.00 |                |  |
| AMHARA           | M+F | 520,817                           | 17.80 | 307,958              | 10.52 | 285,851              | 9.77  | 142,293               | 4.86  | 40,151                 | 1.37 | 12,324                 | .42  | 31,416                  | 1.07 | 2,926,058 | 100.00 |                |  |
|                  | M   | 439,060                           | 19.00 | 284,968              | 12.33 | 250,858              | 10.85 | 133,964               | 5.80  | 40,151                 | 1.74 | 12,324                 | .53  | 31,416                  | 1.36 | 2,311,121 | 100.00 |                |  |
|                  | F   | 81,757                            | 13.30 | 22,990               | 3.74  | 34,993               | 5.69  | 8,329                 | 1.35  | -                      | -    | -                      | -    | -                       | -    | 614,937   | 100.00 |                |  |
| OROMIA           | M+F | 755,925                           | 20.52 | 516,842              | 14.03 | 533,897              | 14.49 | 264,588               | 7.18  | 83,607                 | 2.27 | 19,588                 | .53  | 11,028                  | .30  | 3,683,859 | 100.00 |                |  |
|                  | M   | 599,273                           | 21.19 | 435,379              | 15.39 | 488,892              | 17.29 | 245,017               | 8.66  | 70,550                 | 2.49 | 17,737                 | .63  | 8,805                   | .31  | 2,828,343 | 100.00 |                |  |
|                  | F   | 156,652                           | 18.31 | 81,463               | 9.52  | 45,005               | 5.26  | 19,571                | 2.29  | 13,057                 | 1.53 | 1,851                  | .22  | 2,223                   | .26  | 855,516   | 100.00 |                |  |
| SOMALI           | M+F | 19,981                            | 23.51 | 21,217               | 24.96 | 17,161               | 20.19 | 3,330                 | 3.92  | 653                    | .77  | 563                    | .66  | 648                     | .76  | 84,993    | 100.00 |                |  |
|                  | M   | 14,608                            | 23.66 | 16,979               | 27.50 | 14,363               | 23.26 | 2,732                 | 4.42  | 653                    | 1.06 | 43                     | .07  | 648                     | 1.05 | 61,750    | 100.00 |                |  |
|                  | F   | 5,373                             | 23.12 | 4,238                | 18.23 | 2,798                | 12.04 | 598                   | 2.57  | -                      | -    | 520                    | 2.24 | -                       | -    | 23,243    | 100.00 |                |  |
| BENSHANGUL GUMUZ | M+F | 26,856                            | 20.41 | 11,213               | 8.52  | 9,073                | 6.89  | 4,994                 | 3.79  | 4,628                  | 3.52 | 618                    | .47  | 257                     | .20  | 131,602   | 100.00 |                |  |
|                  | M   | 20,695                            | 21.25 | 9,131                | 9.38  | 7,952                | 8.17  | 4,591                 | 4.71  | 4,185                  | 4.30 | 618                    | .63  | 257                     | .26  | 97,386    | 100.00 |                |  |
|                  | F   | 6,161                             | 18.01 | 2,082                | 6.08  | 1,121                | 3.28  | 403                   | 1.18  | 443                    | 1.29 | -                      | -    | -                       | -    | 34,216    | 100.00 |                |  |
| SNNPR            | M+F | 408,852                           | 18.31 | 284,222              | 12.73 | 234,475              | 10.50 | 126,616               | 5.67  | 24,992                 | 1.12 | 7,633                  | .34  | 8,050                   | .36  | 2,233,241 | 100.00 |                |  |
|                  | M   | 346,980                           | 20.08 | 240,306              | 13.90 | 194,047              | 11.23 | 111,134               | 6.43  | 23,312                 | 1.35 | 7,633                  | .44  | 6,986                   | .40  | 1,728,401 | 100.00 |                |  |
|                  | F   | 61,872                            | 12.26 | 43,916               | 8.70  | 40,428               | 8.01  | 15,482                | 3.07  | 1,680                  | .33  | -                      | -    | 1,064                   | .21  | 504,840   | 100.00 |                |  |
| GAMBELA          | M+F | 6,294                             | 24.57 | 2,806                | 10.95 | 1,895                | 7.40  | 475                   | 1.85  | 136                    | .53  | -                      | -    | -                       | -    | 25,615    | 100.00 |                |  |
|                  | M   | 5,458                             | 28.18 | 2,393                | 12.36 | 1,617                | 8.35  | 475                   | 2.45  | 136                    | .70  | -                      | -    | -                       | -    | 19,368    | 100.00 |                |  |
|                  | F   | 836                               | 13.38 | 413                  | 6.61  | 278                  | 4.45  | -                     | -     | -                      | -    | -                      | -    | -                       | -    | 6,247     | 100.00 |                |  |
| HARARI           | M+F | 2,362                             | 17.23 | 2,426                | 17.70 | 3,193                | 23.29 | 2,115                 | 15.43 | 520                    | 3.79 | 363                    | 2.65 | 248                     | 1.81 | 13,707    | 100.00 |                |  |
|                  | M   | 1,974                             | 18.40 | 1,914                | 17.84 | 2,471                | 23.04 | 1,919                 | 17.89 | 520                    | 4.85 | 363                    | 3.38 | 207                     | 1.93 | 10,726    | 100.00 |                |  |
|                  | F   | 388                               | 13.02 | 512                  | 17.18 | 722                  | 24.22 | 196                   | 6.57  | -                      | -    | -                      | -    | 41                      | 1.38 | 2,981     | 100.00 |                |  |
| ADDIS A.         | M+F | 958                               | 13.13 | 961                  | 13.18 | 1,679                | 23.02 | 1,386                 | 19.00 | 637                    | 8.73 | 271                    | 3.72 | 184                     | 2.52 | 7,294     | 100.00 |                |  |
|                  | M   | 511                               | 9.61  | 669                  | 12.58 | 1,403                | 26.39 | 1,151                 | 21.65 | 520                    | 9.78 | 271                    | 5.10 | 184                     | 3.46 | 5,317     | 100.00 |                |  |
|                  | F   | 447                               | 22.61 | 292                  | 14.77 | 276                  | 13.96 | 235                   | 11.89 | 117                    | 5.92 | -                      | -    | -                       | -    | 1,977     | 100.00 |                |  |
| DIRE DAWA        | M+F | 3,239                             | 21.73 | 3,426                | 22.99 | 3,918                | 26.29 | 1,354                 | 9.09  | 243                    | 1.63 | -                      | -    | 43                      | .29  | 14,903    | 100.00 |                |  |
|                  | M   | 2,406                             | 20.10 | 2,902                | 24.24 | 3,601                | 30.08 | 1,208                 | 10.09 | 243                    | 2.03 | -                      | -    | 43                      | .36  | 11,973    | 100.00 |                |  |
|                  | F   | 833                               | 28.43 | 524                  | 17.88 | 317                  | 10.82 | 146                   | 4.98  | -                      | -    | -                      | -    | -                       | -    | 2,930     | 100.00 |                |  |
| Total            |     | 1,889,843                         | 19.28 | 1,242,273            | 12.67 | 1,175,427            | 11.99 | 574,414               | 5.86  | 161,233                | 1.64 | 42,541                 | .43  | 55,757                  | .57  | 9,801,534 | 100.00 |                |  |
|                  |     | 1,541,887                         | 20.49 | 1,064,693            | 14.15 | 1,036,377            | 13.77 | 523,338               | 6.95  | 145,736                | 1.94 | 40,100                 | .53  | 50,994                  | .68  | 7,525,250 | 100.00 |                |  |
|                  |     | 347,956                           | 15.29 | 177,580              | 7.80  | 139,050              | 6.11  | 51,076                | 2.24  | 15,497                 | .68  | 2,441                  | .11  | 4,763                   | .21  | 2,276,284 | 100.00 |                |  |

Table 1.1c: Distribution of households by domestic expenditure group and region - Urban

| Region           | Sex | DOMESTIC EXPENDITURE GROUP (BIRR) |     |           |      |             |      |             |       |             |       |             |       |             |       |
|------------------|-----|-----------------------------------|-----|-----------|------|-------------|------|-------------|-------|-------------|-------|-------------|-------|-------------|-------|
|                  |     | Below 600                         |     | 600 - 999 |      | 1000 - 1399 |      | 1400 - 1999 |       | 2000 - 2599 |       | 2600 - 3399 |       | 3400 - 4199 |       |
|                  |     | No.                               | %   | No.       | %    | No.         | %    | No.         | %     | No.         | %     | No.         | %     | No.         | %     |
| TIGRAY           | M+F | -                                 | -   | 930       | .73  | 5,316       | 4.18 | 8,782       | 6.91  | 13,311      | 10.47 | 18,280      | 14.37 | 16,704      | 13.13 |
|                  | M   | -                                 | -   | -         | -    | 1,025       | 1.97 | 1,514       | 2.91  | 2,324       | 4.47  | 4,904       | 9.43  | 6,952       | 13.36 |
|                  | F   | -                                 | -   | 930       | 1.24 | 4,291       | 5.71 | 7,268       | 9.67  | 10,987      | 14.62 | 13,376      | 17.80 | 9,752       | 12.98 |
| AFAR             | M+F | -                                 | -   | 10        | .05  | 27          | .14  | 409         | 2.09  | 838         | 4.28  | 1,862       | 9.51  | 2,086       | 10.66 |
|                  | M   | -                                 | -   | -         | -    | 14          | .10  | 96          | .70   | 391         | 2.86  | 1,426       | 10.44 | 1,190       | 8.72  |
|                  | F   | -                                 | -   | 10        | .17  | 13          | .22  | 313         | 5.29  | 447         | 7.55  | 436         | 7.37  | 896         | 15.14 |
| AMHARA           | M+F | 669                               | .19 | 5,982     | 1.72 | 11,380      | 3.28 | 28,019      | 8.06  | 34,792      | 10.01 | 45,341      | 13.05 | 37,125      | 10.69 |
|                  | M   | -                                 | -   | 553       | .31  | 2,121       | 1.19 | 5,307       | 2.97  | 9,977       | 5.59  | 14,841      | 8.31  | 19,024      | 10.66 |
|                  | F   | 669                               | .40 | 5,429     | 3.21 | 9,259       | 5.48 | 22,712      | 13.44 | 24,815      | 14.69 | 30,500      | 18.05 | 18,101      | 10.71 |
| OROMIA           | M+F | 1,203                             | .25 | 4,172     | .87  | 5,964       | 1.25 | 25,054      | 5.24  | 34,852      | 7.29  | 50,905      | 10.65 | 58,090      | 12.15 |
|                  | M   | -                                 | -   | 92        | .03  | 1,711       | .59  | 7,061       | 2.43  | 12,542      | 4.31  | 25,836      | 8.88  | 30,528      | 10.50 |
|                  | F   | 1,203                             | .64 | 4,080     | 2.18 | 4,253       | 2.27 | 17,993      | 9.61  | 22,310      | 11.92 | 25,069      | 13.39 | 27,562      | 14.72 |
| SOMALI           | M+F | -                                 | -   | 53        | .13  | -           | -    | 373         | .91   | 423         | 1.03  | 1,291       | 3.15  | 2,302       | 5.61  |
|                  | M   | -                                 | -   | -         | -    | -           | -    | -           | -     | 63          | .30   | 504         | 2.36  | 936         | 4.38  |
|                  | F   | -                                 | -   | 53        | .27  | -           | -    | 373         | 1.90  | 360         | 1.83  | 787         | 4.01  | 1,366       | 6.95  |
| BENSHANGUL GUMUZ | M+F | -                                 | -   | -         | -    | -           | -    | 411         | 3.83  | 443         | 4.13  | 1,361       | 12.68 | 1,475       | 13.74 |
|                  | M   | -                                 | -   | -         | -    | -           | -    | 54          | .71   | 307         | 4.05  | 878         | 11.59 | 853         | 11.26 |
|                  | F   | -                                 | -   | -         | -    | -           | -    | 357         | 11.29 | 136         | 4.30  | 483         | 15.27 | 622         | 19.66 |
| SNNPR            | M+F | 20                                | .01 | 481       | .27  | 1,359       | .76  | 7,204       | 4.05  | 7,875       | 4.43  | 23,250      | 13.07 | 20,130      | 11.31 |
|                  | M   | -                                 | -   | -         | -    | -           | -    | 2,468       | 1.98  | 3,887       | 3.11  | 13,428      | 10.75 | 13,890      | 11.12 |
|                  | F   | 20                                | .04 | 481       | .91  | 1,359       | 2.56 | 4,736       | 8.94  | 3,988       | 7.52  | 9,822       | 18.53 | 6,240       | 11.77 |
| GAMBELA          | M+F | -                                 | -   | -         | -    | 22          | .29  | 102         | 1.35  | 283         | 3.75  | 440         | 5.83  | 753         | 9.97  |
|                  | M   | -                                 | -   | -         | -    | -           | -    | 27          | .52   | 129         | 2.47  | 237         | 4.54  | 370         | 7.09  |
|                  | F   | -                                 | -   | -         | -    | 22          | .94  | 75          | 3.21  | 154         | 6.60  | 203         | 8.70  | 383         | 16.41 |
| HARARI           | M+F | -                                 | -   | 115       | .59  | -           | -    | 306         | 1.57  | 707         | 3.63  | 1,296       | 6.65  | 2,192       | 11.25 |
|                  | M   | -                                 | -   | -         | -    | -           | -    | -           | -     | 56          | .53   | 412         | 3.93  | 777         | 7.40  |
|                  | F   | -                                 | -   | 115       | 1.28 | -           | -    | 306         | 3.40  | 651         | 7.24  | 884         | 9.83  | 1,415       | 15.73 |
| ADDIS A.         | M+F | -                                 | -   | -         | -    | 4,696       | 1.20 | 8,546       | 2.18  | 13,340      | 3.40  | 28,093      | 7.16  | 24,599      | 6.27  |
|                  | M   | -                                 | -   | -         | -    | 1,928       | .81  | 2,038       | .85   | 2,472       | 1.03  | 12,013      | 5.02  | 15,422      | 6.44  |
|                  | F   | -                                 | -   | -         | -    | 2,768       | 1.81 | 6,508       | 4.25  | 10,868      | 7.10  | 16,080      | 10.51 | 9,177       | 6.00  |
| DIRE DAWA        | M+F | -                                 | -   | 126       | .30  | 219         | .52  | 2,009       | 4.79  | 1,865       | 4.45  | 3,198       | 7.63  | 5,147       | 12.28 |
|                  | M   | -                                 | -   | -         | -    | -           | -    | 179         | .69   | 684         | 2.65  | 1,655       | 6.40  | 2,755       | 10.65 |
|                  | F   | -                                 | -   | 126       | .78  | 219         | 1.36 | 1,830       | 11.40 | 1,181       | 7.35  | 1,543       | 9.61  | 2,392       | 14.90 |
| Total            | M+F | 1,892                             | .11 | 11,869    | .71  | 28,983      | 1.74 | 81,215      | 4.88  | 108,729     | 6.54  | 175,317     | 10.54 | 170,603     | 10.26 |
|                  | M   | -                                 | -   | 645       | .07  | 6,799       | .70  | 18,744      | 1.93  | 32,832      | 3.39  | 76,134      | 7.85  | 92,697      | 9.56  |
|                  | F   | 1,892                             | .27 | 11,224    | 1.62 | 22,184      | 3.20 | 62,471      | 9.01  | 75,897      | 10.95 | 99,183      | 14.30 | 77,906      | 11.24 |

Table 1.12 (contd.) Distribution of households by domestic expenditure group and region - Urban

| Region           | Sex | DOMESTIC EXPENDITURE GROUP (BIRR) |       |                      |       |                      |       |                       |       |                        |      | Total<br>No. % |      |                        |       |                         |        |
|------------------|-----|-----------------------------------|-------|----------------------|-------|----------------------|-------|-----------------------|-------|------------------------|------|----------------|------|------------------------|-------|-------------------------|--------|
|                  |     | 4200 - 5399<br>No. %              |       | 5400 - 6599<br>No. % |       | 6600 - 8999<br>No. % |       | 9000 - 12599<br>No. % |       | 12600 - 16199<br>No. % |      |                |      | 16200 - 19999<br>No. % |       | 20000 and over<br>No. % |        |
| TIGRAY           | M+F | 21,664                            | 17.03 | 11,867               | 9.33  | 11,319               | 8.90  | 10,848                | 8.53  | 3,454                  | 2.72 | 2,504          | 1.97 | 2,196                  | 1.73  | 127,175                 | 100.00 |
|                  | M   | 8,939                             | 17.18 | 6,538                | 12.57 | 7,675                | 14.75 | 5,749                 | 11.05 | 3,078                  | 5.92 | 2,236          | 4.30 | 1,093                  | 2.10  | 52,027                  | 100.00 |
|                  | F   | 12,725                            | 16.93 | 5,329                | 7.09  | 3,644                | 4.85  | 5,099                 | 6.79  | 376                    | .50  | 268            | .36  | 1,103                  | 1.47  | 75,148                  | 100.00 |
| AFAR             | M+F | 4,421                             | 22.59 | 2,689                | 13.74 | 3,008                | 15.37 | 2,882                 | 14.73 | 782                    | 4.00 | 346            | 1.77 | 212                    | 1.08  | 19,572                  | 100.00 |
|                  | M   | 2,936                             | 21.50 | 2,057                | 15.07 | 2,549                | 18.67 | 1,991                 | 14.58 | 782                    | 5.73 | 23             | .17  | 198                    | 1.45  | 13,653                  | 100.00 |
|                  | F   | 1,485                             | 25.09 | 632                  | 10.68 | 459                  | 7.75  | 891                   | 15.05 | -                      | -    | 323            | 5.46 | 14                     | .24   | 5,919                   | 100.00 |
| AMHARA           | M+F | 55,020                            | 15.84 | 24,803               | 7.14  | 43,500               | 12.52 | 25,775                | 7.42  | 15,861                 | 4.56 | 9,615          | 2.77 | 9,567                  | 2.75  | 347,449                 | 100.00 |
|                  | M   | 32,850                            | 18.40 | 13,603               | 7.62  | 30,735               | 17.22 | 19,361                | 10.85 | 12,726                 | 7.13 | 8,771          | 4.91 | 8,636                  | 4.84  | 178,505                 | 100.00 |
|                  | F   | 22,170                            | 13.12 | 11,200               | 6.63  | 12,765               | 7.56  | 6,414                 | 3.80  | 3,135                  | 1.86 | 844            | .50  | 931                    | .55   | 168,944                 | 100.00 |
| OROMIA           | M+F | 72,224                            | 15.11 | 58,008               | 12.14 | 76,868               | 16.08 | 45,969                | 9.62  | 19,545                 | 4.09 | 10,897         | 2.28 | 14,247                 | 2.98  | 477,998                 | 100.00 |
|                  | M   | 43,668                            | 15.02 | 40,270               | 13.85 | 54,639               | 18.79 | 36,829                | 12.66 | 15,885                 | 5.46 | 9,838          | 3.38 | 11,906                 | 4.09  | 290,805                 | 100.00 |
|                  | F   | 28,556                            | 15.25 | 17,738               | 9.48  | 22,229               | 11.87 | 9,140                 | 4.88  | 3,660                  | 1.96 | 1,059          | .57  | 2,341                  | 1.25  | 187,193                 | 100.00 |
| SOMALI           | M+F | 6,105                             | 14.89 | 5,821                | 14.20 | 12,458               | 30.39 | 5,037                 | 12.29 | 1,533                  | 3.74 | 2,861          | 6.98 | 2,742                  | 6.69  | 40,999                  | 100.00 |
|                  | M   | 2,499                             | 11.70 | 3,612                | 16.91 | 6,617                | 30.99 | 3,035                 | 14.21 | 896                    | 4.20 | 1,688          | 7.90 | 1,504                  | 7.04  | 21,354                  | 100.00 |
|                  | F   | 3,606                             | 18.36 | 2,209                | 11.24 | 5,841                | 29.73 | 2,002                 | 10.19 | 637                    | 3.24 | 1,173          | 5.97 | 1,238                  | 6.30  | 19,645                  | 100.00 |
| BENSHANGUL GUMUZ | M+F | 1,234                             | 11.49 | 1,819                | 16.94 | 1,723                | 16.05 | 1,396                 | 13.00 | 319                    | 2.97 | 310            | 2.89 | 245                    | 2.28  | 10,736                  | 100.00 |
|                  | M   | 734                               | 9.69  | 1,313                | 17.34 | 1,497                | 19.77 | 1,196                 | 15.79 | 245                    | 3.24 | 281            | 3.71 | 215                    | 2.84  | 7,573                   | 100.00 |
|                  | F   | 500                               | 15.81 | 506                  | 16.00 | 226                  | 7.15  | 200                   | 6.32  | 74                     | 2.34 | 29             | .92  | 30                     | .95   | 3,163                   | 100.00 |
| SNNPR            | M+F | 28,289                            | 15.90 | 21,364               | 12.01 | 29,716               | 16.70 | 20,943                | 11.77 | 7,681                  | 4.32 | 5,215          | 2.93 | 4,424                  | 2.49  | 177,951                 | 100.00 |
|                  | M   | 19,617                            | 15.70 | 14,715               | 11.78 | 23,900               | 19.13 | 17,378                | 13.91 | 7,317                  | 5.86 | 4,320          | 3.46 | 4,034                  | 3.23  | 124,954                 | 100.00 |
|                  | F   | 8,672                             | 16.36 | 6,649                | 12.55 | 5,816                | 10.97 | 3,565                 | 6.73  | 364                    | .69  | 895            | 1.69 | 390                    | .74   | 52,997                  | 100.00 |
| GAMBELA          | M+F | 1,318                             | 17.46 | 1,225                | 16.23 | 1,582                | 20.96 | 1,095                 | 14.51 | 326                    | 4.32 | 173            | 2.29 | 230                    | 3.05  | 7,549                   | 100.00 |
|                  | M   | 886                               | 16.99 | 775                  | 14.86 | 1,215                | 23.30 | 974                   | 18.68 | 284                    | 5.45 | 123            | 2.36 | 195                    | 3.74  | 5,215                   | 100.00 |
|                  | F   | 432                               | 18.51 | 450                  | 19.28 | 367                  | 15.72 | 121                   | 5.18  | 42                     | 1.80 | 50             | 2.14 | 35                     | 1.50  | 2,334                   | 100.00 |
| HARARI           | M+F | 2,637                             | 13.53 | 2,867                | 14.71 | 4,486                | 23.01 | 2,833                 | 14.53 | 893                    | 4.58 | 589            | 3.02 | 572                    | 2.93  | 19,493                  | 100.00 |
|                  | M   | 1,368                             | 13.03 | 1,609                | 15.33 | 3,043                | 28.99 | 1,687                 | 16.07 | 650                    | 6.19 | 370            | 3.53 | 524                    | 4.99  | 10,496                  | 100.00 |
|                  | F   | 1,269                             | 14.10 | 1,258                | 13.98 | 1,443                | 16.04 | 1,146                 | 12.74 | 243                    | 2.70 | 219            | 2.43 | 48                     | .53   | 8,997                   | 100.00 |
| ADDIS A.         | M+F | 51,530                            | 13.13 | 45,189               | 11.52 | 62,742               | 15.99 | 54,561                | 13.91 | 30,834                 | 7.86 | 19,330         | 4.93 | 48,859                 | 12.45 | 392,319                 | 100.00 |
|                  | M   | 31,651                            | 13.22 | 28,320               | 11.83 | 39,575               | 16.53 | 35,261                | 14.73 | 21,225                 | 8.87 | 14,119         | 5.90 | 35,325                 | 14.76 | 239,349                 | 100.00 |
|                  | F   | 19,879                            | 13.00 | 16,869               | 11.03 | 23,167               | 15.14 | 19,300                | 12.62 | 9,609                  | 6.28 | 5,211          | 3.41 | 13,534                 | 8.85  | 152,970                 | 100.00 |
| DIRE DAWA        | M+F | 6,891                             | 16.44 | 5,573                | 13.30 | 7,300                | 17.41 | 4,516                 | 10.77 | 2,321                  | 5.54 | 1,186          | 2.83 | 1,567                  | 3.74  | 41,918                  | 100.00 |
|                  | M   | 3,636                             | 14.06 | 4,308                | 16.66 | 5,402                | 20.89 | 3,387                 | 13.10 | 1,957                  | 7.57 | 869            | 3.36 | 1,028                  | 3.98  | 25,860                  | 100.00 |
|                  | F   | 3,255                             | 20.27 | 1,265                | 7.88  | 1,898                | 11.82 | 1,129                 | 7.03  | 364                    | 2.27 | 317            | 1.97 | 539                    | 3.36  | 16,058                  | 100.00 |
| Total            |     | 251,333                           | 15.11 | 181,225              | 10.90 | 254,702              | 15.31 | 175,855               | 10.57 | 83,549                 | 5.02 | 53,026         | 3.19 | 84,861                 | 5.10  | 1,663,159               | 100.00 |
|                  |     | 148,784                           | 15.34 | 117,120              | 12.08 | 176,847              | 18.24 | 126,848               | 13.08 | 65,045                 | 6.71 | 42,638         | 4.40 | 64,658                 | 6.67  | 969,791                 | 100.00 |
|                  |     | 102,549                           | 14.79 | 64,105               | 9.25  | 77,855               | 11.23 | 49,007                | 7.07  | 18,504                 | 2.67 | 10,388         | 1.50 | 20,203                 | 2.91  | 693,368                 | 100.00 |

Table 2.1a: Average Value of Expenditure i.e. All Payments(in Birr) by major Expenditure Items - Rural + Urban

| Major expenditure<br>Item            |     | R E G I O N |         |         |         |         |            |         |         |         |             |           |         |
|--------------------------------------|-----|-------------|---------|---------|---------|---------|------------|---------|---------|---------|-------------|-----------|---------|
|                                      |     | TIGRAY      | AFAR    | AMHARA  | OROMIA  | SOMALI  | BENSHANGUL | SNNPR   | GAMBELA | HARAI   | ADDIS ABABA | DIRE DAWA | TOTAL   |
| Total- All Items                     | PHH | 541.80      | 5932.44 | 5703.38 | 6486.02 | 7584.09 | 5253.09    | 5664.20 | 5360.63 | 7967.87 | 13637.36    | 8240.29   | 6273.82 |
|                                      | PP  | 128.32      | 1605.60 | 1356.45 | 1412.25 | 1772.20 | 1266.39    | 1238.68 | 1417.18 | 2063.76 | 2898.90     | 2052.67   | 1411.80 |
|                                      | %   | 100.00      | 100.00  | 100.00  | 100.00  | 100.00  | 100.00     | 100.00  | 100.00  | 1000.76 | 100.00      | 100.00    | 100.00  |
| FOOD                                 | PHH | 324.93      | 3084.26 | 3136.71 | 3361.80 | 4006.06 | 2774.58    | 2941.54 | 2826.98 | 4140.40 | 4351.25     | 4452.70   | 3242.34 |
|                                      | PP  | 76.41       | 806.46  | 745.07  | 721.00  | 907.13  | 675.30     | 637.50  | 727.22  | 1041.34 | 975.33      | 1096.11   | 727.18  |
|                                      | %   | 59.97       | 51.99   | 55.00   | 51.83   | 52.82   | 52.82      | 51.93   | 52.74   | 520.03  | 31.91       | 54.04     | 51.68   |
| BEVERAGES                            | PHH | 1.97        | 8.95    | 10.43   | 24.62   | 4.33    | 37.89      | 10.68   | 34.03   | 12.54   | 48.74       | 31.06     | 18.05   |
|                                      | PP  | .30         | 3.31    | 2.18    | 5.33    | 1.69    | 6.85       | 2.38    | 8.91    | 3.84    | 10.46       | 7.42      | 3.82    |
|                                      | %   | .36         | .15     | .18     | .38     | .06     | .72        | .19     | .63     | 1.58    | .36         | .38       | .29     |
| CIGARETTES AND TOBACCO               | PHH | .31         | 661.51  | 2.81    | 32.10   | 260.20  | 51.64      | 26.52   | 120.14  | 86.39   | 39.45       | 63.58     | 27.26   |
|                                      | PP  | .06         | 122.63  | .97     | 8.01    | 69.55   | 11.45      | 4.99    | 29.35   | 20.18   | 7.28        | 15.94     | 6.26    |
|                                      | %   | .06         | 11.15   | .05     | .49     | 3.43    | .98        | .47     | 2.24    | 10.85   | .29         | .77       | .43     |
| FOOD & DRINKS TAKEN AWAY FROM HOME   | PHH | 2.23        | 108.87  | 26.52   | 80.77   | 90.73   | 72.32      | -       | 58.08   | 71.00   | 197.34      | 67.91     | 48.42   |
|                                      | PP  | .80         | 63.77   | 9.45    | 21.74   | 39.06   | 24.73      | -       | 22.84   | 30.69   | 64.82       | 26.21     | 14.73   |
|                                      | %   | .41         | 1.84    | .46     | 1.25    | 1.20    | 1.38       | -       | 1.08    | 8.92    | 1.45        | .82       | .77     |
| CLOTHING & FOOTWEAR                  | PHH | 37.03       | 477.44  | 416.50  | 538.41  | 665.26  | 527.18     | 488.49  | 438.67  | 808.81  | 981.66      | 445.12    | 498.43  |
|                                      | PP  | 8.88        | 129.81  | 99.65   | 114.87  | 146.56  | 123.90     | 103.20  | 114.71  | 213.16  | 213.73      | 108.97    | 110.60  |
|                                      | %   | 6.83        | 8.05    | 7.30    | 8.30    | 8.77    | 10.04      | 8.62    | 8.18    | 101.59  | 7.20        | 5.40      | 7.94    |
| RENT FUELS POWER WATER CONSTRUCTION  | PHH | 78.24       | 888.76  | 707.64  | 804.89  | 1260.25 | 686.47     | 990.50  | 1064.29 | 1303.24 | 3020.65     | 1216.95   | 900.48  |
|                                      | PP  | 19.77       | 274.67  | 179.60  | 187.16  | 315.66  | 176.85     | 226.37  | 295.81  | 336.25  | 655.52      | 303.15    | 213.42  |
|                                      | %   | 14.44       | 14.98   | 12.41   | 12.41   | 16.62   | 13.07      | 17.49   | 19.85   | 163.69  | 22.15       | 14.77     | 14.35   |
| FURNITURE, FURNISHINGS HH. EQUIPMENT | PHH | 17.18       | 233.81  | 213.08  | 260.13  | 312.83  | 232.93     | 232.77  | 260.54  | 379.01  | 718.44      | 338.25    | 251.91  |
|                                      | PP  | 4.47        | 68.15   | 51.93   | 56.73   | 76.11   | 57.22      | 52.22   | 69.18   | 103.39  | 148.84      | 93.50     | 57.47   |
|                                      | %   | 3.17        | 3.94    | 3.74    | 4.01    | 4.12    | 4.43       | 4.11    | 4.86    | 47.60   | 5.27        | 4.10      | 4.02    |
| MEDICAL CARE & HEALTH EXPENSES       | PHH | 1.59        | 26.73   | 20.86   | 109.25  | 40.65   | 46.43      | 32.94   | 31.78   | 46.07   | 149.93      | 39.05     | 60.42   |
|                                      | PP  | .36         | 7.66    | 5.34    | 25.47   | 10.15   | 11.82      | 6.83    | 7.35    | 13.62   | 30.71       | 9.46      | 13.93   |
|                                      | %   | .29         | .45     | .37     | 1.68    | .54     | .88        | .58     | .59     | 5.79    | 1.10        | .47       | .96     |
| TRANSPORT AND COMMUNICATIONS         | PHH | 4.02        | 56.22   | 50.19   | 104.56  | 61.01   | 50.43      | 57.29   | 50.38   | 189.64  | 940.82      | 172.24    | 102.97  |
|                                      | PP  | .95         | 16.66   | 11.90   | 24.51   | 13.55   | 13.54      | 12.83   | 14.14   | 51.32   | 178.81      | 45.48     | 22.68   |
|                                      | %   | .74         | .95     | .88     | 1.61    | .80     | .96        | 1.01    | .94     | 23.82   | 6.90        | 2.09      | 1.64    |
| RECREATION, ENTERTAINMENT EDUCATION  | PHH | 4.83        | 47.52   | 29.11   | 56.28   | 62.21   | 55.11      | 42.03   | 75.50   | 182.70  | 516.42      | 123.40    | 61.81   |
|                                      | PP  | 1.12        | 13.38   | 6.59    | 11.45   | 15.76   | 12.17      | 8.43    | 19.44   | 44.74   | 101.23      | 28.67     | 12.82   |
|                                      | %   | .89         | .80     | .51     | .87     | .82     | 1.05       | .74     | 1.41    | 22.95   | 3.79        | 1.50      | .99     |

Table 2.1a: Average Value of Expenditure i.e. All Payments(in Birr) by major Expenditure Items - Rural + Urban

| Major expenditure<br>Item       |     | R E G I O N |        |        |        |        |            |        |         |        |                |              |        |
|---------------------------------|-----|-------------|--------|--------|--------|--------|------------|--------|---------|--------|----------------|--------------|--------|
|                                 |     | TIGRAY      | AFAR   | AMHARA | OROMIA | SOMALI | BENSHANGUL | SNNPR  | GAMBELA | HARAI  | ADDIS<br>ABABA | DIRE<br>DAWA | TOTAL  |
| PERSONAL CARE & EFFECTS         | PHH | 6.70        | 49.84  | 31.95  | 51.71  | 64.77  | 60.66      | 38.49  | 54.54   | 113.88 | 181.44         | 58.42        | 49.34  |
|                                 | PP  | 1.72        | 14.37  | 8.32   | 12.73  | 16.85  | 16.20      | 8.76   | 15.37   | 30.02  | 39.29          | 18.02        | 12.05  |
|                                 | %   | 1.24        | .84    | .56    | .80    | .85    | 1.15       | .68    | 1.02    | 14.30  | 1.33           | .71          | .79    |
| MISCELLANEOUS GOODS & SERVICES  | PHH | 17.88       | 61.85  | 218.01 | 96.26  | 60.95  | 189.27     | 93.96  | 28.60   | 67.15  | 190.57         | 116.03       | 139.89 |
|                                 | PP  | 3.15        | 16.84  | 44.59  | 19.38  | 14.63  | 28.28      | 16.55  | 6.01    | 16.35  | 39.63          | 14.03        | 27.50  |
|                                 | %   | 3.30        | 1.04   | 3.82   | 1.48   | .80    | 3.60       | 1.66   | .53     | 8.43   | 1.40           | 1.41         | 2.23   |
| HH. NON-CONSUMPTION EXPENDITURE | PHH | 44.89       | 226.67 | 839.58 | 965.24 | 694.85 | 468.19     | 708.98 | 317.09  | 567.05 | 2300.64        | 1115.57      | 872.49 |
|                                 | PP  | 10.31       | 67.89  | 190.86 | 203.85 | 145.49 | 108.08     | 158.61 | 86.86   | 158.86 | 433.24         | 285.72       | 189.35 |
|                                 | %   | 8.28        | 3.82   | 14.72  | 14.88  | 9.16   | 8.91       | 12.52  | 5.92    | 71.22  | 16.87          | 13.54        | 13.91  |



Table 2.1b: Average Value of Expenditure i.e. All Payments(in Birr) by major Expenditure Items - Rural

| Major expenditure                   |     | R E G I O N |         |         |         |         |            |         |         |         |             |           |         |
|-------------------------------------|-----|-------------|---------|---------|---------|---------|------------|---------|---------|---------|-------------|-----------|---------|
|                                     |     | TIGRAY      | AFAR    | AMHARA  | OROMIA  | SOMALI  | BENSHANGUL | SNNPR   | GAMBELA | HARAI   | ADDIS ABABA | DIRE DAWA | TOTAL   |
| Total- All Items                    | PHH | 5257.42     | 5277.64 | 5418.55 | 6126.14 | 6033.13 | 5021.70    | 5394.05 | 4465.01 | 7848.30 | 11004.59    | 6468.02   | 5674.47 |
|                                     | PP  | 1197.60     | 1154.32 | 1251.12 | 1297.87 | 1442.40 | 1176.44    | 1150.51 | 1209.38 | 1763.37 | 1976.03     | 1450.84   | 1244.00 |
|                                     | %   | 100.00      | 100.00  | 100.00  | 100.00  | 100.00  | 100.00     | 100.00  | 100.00  | 100.00  | 100.00      | 100.00    | 100.00  |
| FOOD                                | PHH | 3380.98     | 2892.05 | 3150.20 | 3422.04 | 3626.33 | 2747.10    | 2921.53 | 2559.31 | 4686.01 | 4753.33     | 4492.78   | 3217.02 |
|                                     | PP  | 774.84      | 649.03  | 731.75  | 719.66  | 832.84  | 660.49     | 623.46  | 670.80  | 1033.17 | 881.62      | 993.21    | 705.75  |
|                                     | %   | 64.31       | 54.80   | 58.14   | 55.86   | 60.11   | 54.70      | 54.16   | 57.32   | 59.71   | 43.19       | 69.46     | 56.69   |
| BEVERAGES                           | PHH | 22.07       | .12     | 7.78    | 25.46   | .50     | 37.05      | 9.71    | 22.01   | 1.79    | 11.08       | .57       | 16.13   |
|                                     | PP  | 2.99        | .04     | 1.52    | 5.46    | .21     | 6.55       | 2.00    | 5.72    | .43     | 2.07        | .35       | 3.26    |
|                                     | %   | .42         | -       | .14     | .42     | .01     | .74        | .18     | .49     | .02     | .10         | .01       | .28     |
| CIGARETTES AND TOBACCO              | PHH | -           | 984.47  | 1.81    | 33.15   | 358.12  | 54.29      | 27.41   | 131.04  | 166.09  | 7.98        | 111.11    | 27.49   |
|                                     | PP  | -           | 177.46  | .61     | 8.17    | 95.58   | 11.62      | 5.13    | 32.16   | 37.42   | 1.47        | 24.75     | 6.24    |
|                                     | %   | -           | 18.65   | .03     | .54     | 5.94    | 1.08       | .51     | 2.93    | 2.12    | .07         | 1.72      | .48     |
| FOOD & DRINKS TAKEN AWAY FROM HOME  | PHH | 16.56       | 29.87   | 19.79   | 71.91   | 51.29   | 60.60      | -       | 44.05   | 19.74   | 187.46      | 17.03     | 35.70   |
|                                     | PP  | 4.20        | 8.49    | 5.79    | 17.50   | 18.88   | 17.88      | -       | 15.42   | 6.58    | 38.79       | 7.25      | 9.11    |
|                                     | %   | .32         | .57     | .37     | 1.17    | .85     | 1.21       | -       | .99     | .25     | 1.70        | .26       | .63     |
| CLOTHING & FOOTWEAR                 | PHH | 341.31      | 416.79  | 370.86  | 498.75  | 433.86  | 484.87     | 454.24  | 324.38  | 592.59  | 1176.31     | 362.98    | 439.00  |
|                                     | PP  | 78.41       | 90.20   | 85.17   | 101.15  | 101.70  | 107.89     | 92.05   | 86.00   | 124.25  | 216.72      | 83.10     | 92.92   |
|                                     | %   | 6.49        | 7.90    | 6.84    | 8.14    | 7.19    | 9.66       | 8.42    | 7.26    | 7.55    | 10.69       | 5.61      | 7.74    |
| RENT FUELS POWER WATER CONSTRUCTION | PHH | 709.67      | 585.28  | 662.16  | 752.90  | 980.69  | 658.48     | 954.43  | 904.55  | 1346.86 | 1115.29     | 882.32    | 770.67  |
|                                     | PP  | 170.21      | 144.58  | 163.57  | 169.84  | 245.52  | 164.88     | 214.79  | 264.21  | 304.81  | 214.47      | 203.13    | 179.25  |
|                                     | %   | 13.50       | 11.09   | 12.22   | 12.29   | 16.26   | 13.11      | 17.69   | 20.26   | 17.16   | 10.13       | 13.64     | 13.58   |
| FURNITURE,FURNISHINGS HH.EQUIPMENT  | PHH | 123.20      | 127.08  | 167.25  | 222.94  | 215.95  | 197.52     | 202.38  | 182.95  | 280.53  | 528.47      | 205.22    | 194.50  |
|                                     | PP  | 29.97       | 29.09   | 39.42   | 46.43   | 57.03   | 46.15      | 43.92   | 52.34   | 61.96   | 100.51      | 47.40     | 42.79   |
|                                     | %   | 2.34        | 2.41    | 3.09    | 3.64    | 3.58    | 3.93       | 3.75    | 4.10    | 3.57    | 4.80        | 3.17      | 3.43    |
| MEDICAL CARE & HEALTH EXPENSES      | PHH | 13.46       | 11.06   | 16.54   | 105.72  | 17.33   | 41.44      | 29.80   | 19.77   | 34.43   | 36.67       | 30.82     | 53.27   |
|                                     | PP  | 3.03        | 2.77    | 4.19    | 24.23   | 5.48    | 10.59      | 5.82    | 4.70    | 7.74    | 6.72        | 6.38      | 12.12   |
|                                     | %   | .26         | .21     | .31     | 1.73    | .29     | .83        | .55     | .44     | .44     | .33         | .48       | .94     |
| TRANSPORT AND COMMUNICATIONS        | PHH | 22.28       | 27.00   | 36.87   | 72.05   | 30.75   | 39.31      | 42.63   | 18.52   | 51.03   | 96.28       | 37.13     | 50.40   |
|                                     | PP  | 5.17        | 5.75    | 8.03    | 16.00   | 6.90    | 10.18      | 8.67    | 5.60    | 11.37   | 20.03       | 8.50      | 11.00   |
|                                     | %   | .42         | .51     | .68     | 1.18    | .51     | .78        | .79     | .41     | .65     | .87         | .57       | .89     |
| RECREATION,ENTERTAINMENT EDUCATION  | PHH | 30.12       | 5.46    | 17.94   | 37.80   | 9.66    | 44.45      | 34.60   | 39.71   | 22.25   | 68.30       | 24.46     | 30.35   |
|                                     | PP  | 5.99        | 1.00    | 3.33    | 7.12    | 2.05    | 9.65       | 6.40    | 10.23   | 4.26    | 11.11       | 5.05      | 5.72    |
|                                     | %   | .57         | .10     | .33     | .62     | .16     | .89        | .64     | .89     | .28     | .62         | .38       | .53     |

Table 2.1b: Average Value of Expenditure i.e. All Payments(in Birr) by major Expenditure Items - Rural

| Major expenditure<br>Item       |     | R E G I O N |        |        |        |        |            |        |         |        |                |              |        |
|---------------------------------|-----|-------------|--------|--------|--------|--------|------------|--------|---------|--------|----------------|--------------|--------|
|                                 |     | TIGRAY      | AFAR   | AMHARA | OROMIA | SOMALI | BENSHANGUL | SNNPR  | GAMBELA | HARAI  | ADDIS<br>ABABA | DIRE<br>DAWA | TOTAL  |
| PERSONAL CARE & EFFECTS         | PHH | 58.99       | 39.38  | 26.62  | 45.26  | 38.48  | 50.88      | 34.50  | 39.36   | 72.04  | 110.70         | 31.49        | 38.19  |
|                                 | PP  | 14.37       | 10.27  | 6.57   | 10.61  | 11.08  | 12.75      | 7.37   | 10.41   | 15.30  | 21.18          | 6.76         | 8.95   |
|                                 | %   | 1.12        | .75    | .49    | .74    | .64    | 1.01       | .64    | .88     | .92    | 1.01           | .49          | .67    |
| MISCELLANEOUS GOODS & SERVICES  | PHH | 185.98      | 43.94  | 228.24 | 94.91  | 72.61  | 201.30     | 86.93  | 29.61   | 73.98  | 179.16         | 48.93        | 139.72 |
|                                 | PP  | 31.68       | 8.33   | 45.71  | 18.30  | 17.84  | 29.81      | 15.58  | 5.45    | 11.43  | 25.66          | 8.54         | 26.80  |
|                                 | %   | 3.54        | .83    | 4.21   | 1.55   | 1.20   | 4.01       | 1.61   | .66     | .94    | 1.63           | .76          | 2.46   |
| HH. NON-CONSUMPTION EXPENDITURE | PHH | 352.80      | 115.13 | 712.51 | 743.26 | 197.56 | 404.41     | 595.88 | 149.75  | 500.97 | 2733.56        | 223.19       | 662.04 |
|                                 | PP  | 76.74       | 27.31  | 155.45 | 153.39 | 47.28  | 88.00      | 125.33 | 46.33   | 144.66 | 435.68         | 56.41        | 140.08 |
|                                 | %   | 6.71        | 2.18   | 13.15  | 12.13  | 3.27   | 8.05       | 11.05  | 3.35    | 6.38   | 24.84          | 3.45         | 11.67  |

Table 2.1c: Average Value of Expenditure i.e. All Payments(in Birr) by major Expenditure Items - Urban

| Major expenditure                   |     | R E G I O N |         |         |         |          |            |         |         |         |             |           |         |
|-------------------------------------|-----|-------------|---------|---------|---------|----------|------------|---------|---------|---------|-------------|-----------|---------|
|                                     |     | TIGRAY      | AFAR    | AMHARA  | OROMIA  | SOMALI   | BENSHANGUL | SNNPR   | GAMBELA | HARAI   | ADDIS ABABA | DIRE DAWA | TOTAL   |
| Total- All Items                    | PHH | 6490.41     | 7151.04 | 8102.07 | 9259.63 | 10798.93 | 8087.43    | 9054.39 | 8400.48 | 8052.34 | 13686.37    | 8870.02   | 9806.01 |
|                                     | PP  | 1778.26     | 2445.45 | 2243.45 | 2293.77 | 2455.81  | 2368.40    | 2345.18 | 2122.49 | 2275.04 | 2916.07     | 2266.56   | 2400.71 |
|                                     | %   | 100.00      | 100.00  | 100.00  | 100.00  | 100.00   | 100.00     | 100.00  | 100.00  | 100.00  | 100.00      | 100.00    | 100.00  |
| FOOD                                | PHH | 2738.39     | 3441.98 | 3023.12 | 2897.58 | 4793.06  | 3110.59    | 3192.53 | 3735.67 | 3757.02 | 4343.80     | 4438.24   | 3391.55 |
|                                     | PP  | 746.43      | 1099.45 | 857.27  | 731.36  | 1061.08  | 856.55     | 813.63  | 918.76  | 1047.14 | 977.08      | 1132.65   | 853.51  |
|                                     | %   | 42.19       | 48.13   | 37.31   | 31.29   | 44.38    | 38.46      | 35.26   | 44.47   | 46.66   | 31.74       | 50.04     | 34.59   |
| BEVERAGES                           | PHH | 8.91        | 25.38   | 32.72   | 18.16   | 12.25    | 48.15      | 22.87   | 74.82   | 20.10   | 49.44       | 41.90     | 29.39   |
|                                     | PP  | 3.38        | 9.38    | 7.80    | 4.27    | 4.77     | 10.58      | 7.24    | 19.72   | 6.25    | 10.61       | 9.93      | 7.10    |
|                                     | %   | .14         | .35     | .40     | .20     | .11      | .60        | .25     | .89     | .25     | .36         | .47       | .30     |
| CIGARETTES AND TOBACCO              | PHH | 19.13       | 60.48   | 11.21   | 23.98   | 57.18    | 19.08      | 15.36   | 83.15   | 30.37   | 40.03       | 46.68     | 25.94   |
|                                     | PP  | 3.85        | 20.59   | 4.00    | 6.80    | 15.59    | 9.46       | 3.30    | 19.83   | 8.05    | 7.39        | 12.80     | 6.37    |
|                                     | %   | .29         | .85     | .14     | .26     | .53      | .24        | .17     | .99     | .38     | .29         | .53       | .26     |
| FOOD & DRINKS TAKEN AWAY FROM HOME  | PHH | 52.11       | 255.89  | 83.16   | 149.07  | 172.49   | 215.92     | -       | 105.71  | 107.04  | 197.53      | 85.99     | 123.35  |
|                                     | PP  | 27.69       | 166.63  | 40.28   | 54.43   | 80.89    | 108.69     | -       | 48.00   | 47.64   | 65.31       | 32.94     | 47.84   |
|                                     | %   | .80         | 3.58    | 1.03    | 1.61    | 1.60     | 2.67       | -       | 1.26    | 1.33    | 1.44        | .97       | 1.26    |
| CLOTHING & FOOTWEAR                 | PHH | 534.72      | 590.30  | 800.88  | 844.11  | 1144.93  | 1045.57    | 918.41  | 826.55  | 960.85  | 978.04      | 474.31    | 848.66  |
|                                     | PP  | 145.94      | 203.53  | 221.58  | 220.62  | 239.56   | 320.07     | 243.14  | 212.16  | 275.68  | 213.67      | 118.17    | 214.82  |
|                                     | %   | 8.24        | 8.25    | 9.88    | 9.12    | 10.60    | 12.93      | 10.14   | 9.84    | 11.93   | 7.15        | 5.35      | 8.65    |
| RENT FUELS POWER WATER CONSTRUCTION | PHH | 1188.20     | 1453.55 | 1090.67 | 1205.59 | 1839.72  | 1029.30    | 1443.20 | 1606.49 | 1272.64 | 3056.09     | 1335.86   | 1665.49 |
|                                     | PP  | 346.29      | 516.76  | 314.55  | 320.71  | 461.07   | 323.42     | 371.64  | 403.06  | 358.37  | 663.72      | 338.70    | 414.79  |
|                                     | %   | 18.31       | 20.33   | 13.46   | 13.02   | 17.04    | 12.73      | 15.94   | 19.12   | 15.80   | 22.33       | 15.06     | 16.98   |
| FURNITURE,FURNISHINGS HH.EQUIPMENT  | PHH | 425.95      | 432.43  | 599.09  | 546.74  | 513.65   | 666.91     | 614.12  | 523.88  | 448.27  | 721.97      | 385.53    | 590.28  |
|                                     | PP  | 121.68      | 140.84  | 157.26  | 136.15  | 115.64   | 192.93     | 156.41  | 126.34  | 132.53  | 149.74      | 109.89    | 144.00  |
|                                     | %   | 6.56        | 6.05    | 7.39    | 5.90    | 4.76     | 8.25       | 6.78    | 6.24    | 5.57    | 5.28        | 4.35      | 6.02    |
| MEDICAL CARE & HEALTH EXPENSES      | PHH | 28.97       | 55.90   | 57.23   | 136.50  | 88.99    | 107.52     | 72.32   | 72.57   | 54.26   | 152.04      | 41.97     | 102.57  |
|                                     | PP  | 6.87        | 16.77   | 14.99   | 35.00   | 19.84    | 26.89      | 19.49   | 16.32   | 17.75   | 31.16       | 10.55     | 24.56   |
|                                     | %   | .45         | .78     | .71     | 1.47    | .82      | 1.33       | .80     | .86     | .67     | 1.11        | .47       | 1.05    |
| TRANSPORT AND COMMUNICATIONS        | PHH | 132.88      | 110.60  | 162.37  | 355.06  | 123.72   | 186.70     | 241.33  | 158.50  | 287.09  | 956.53      | 220.26    | 412.77  |
|                                     | PP  | 31.70       | 36.97   | 44.46   | 90.05   | 27.33    | 54.73      | 65.08   | 43.12   | 79.41   | 181.76      | 58.62     | 91.50   |
|                                     | %   | 2.05        | 1.55    | 2.00    | 3.83    | 1.15     | 2.31       | 2.67    | 1.89    | 3.57    | 6.99        | 2.48      | 4.21    |
| RECREATION,ENTERTAINMENT EDUCATION  | PHH | 142.61      | 125.80  | 123.17  | 198.75  | 171.15   | 185.70     | 135.23  | 196.97  | 295.52  | 524.75      | 158.57    | 247.26  |
|                                     | PP  | 37.98       | 36.42   | 34.02   | 44.86   | 44.18    | 43.00      | 33.96   | 50.69   | 73.20   | 102.91      | 37.07     | 54.63   |
|                                     | %   | 2.20        | 1.76    | 1.52    | 2.15    | 1.58     | 2.30       | 1.49    | 2.34    | 3.67    | 3.83        | 1.79      | 2.52    |

Table 2.1c: Average Value of Expenditure i.e. All Payments(in Birr) by Major Expenditure Items - Urban

| Major expenditure<br>Item       |     | R E G I O N |        |         |         |         |                  |         |        |             |           | TOTAL   |
|---------------------------------|-----|-------------|--------|---------|---------|---------|------------------|---------|--------|-------------|-----------|---------|
|                                 |     | TIGRAY      | AFAR   | AMHARA  | OROMIA  | SHAL    | BENSHANGUL SINPR | GAMBELA | HARAI  | ADDIS ABABA | DIRE DAWA |         |
| PERSONAL CARE & EFFECTS         | PHH | 111.02      | 69.30  | 76.91   | 101.35  | 119.26  | 180.48           | 88.50   | 106.03 | 143.29      | 182.76    | 115.06  |
|                                 | PP  | 32.46       | 22.02  | 23.03   | 29.04   | 28.81   | 58.45            | 26.27   | 32.22  | 40.37       | 39.63     | 30.32   |
|                                 | %   | 1.71        | .97    | .95     | 1.09    | 1.10    | 2.23             | .98     | 1.26   | 1.78        | 1.34      | 1.17    |
| MISCELLANEOUS GOODS & SERVICES  | PHH | 150.83      | 95.17  | 131.87  | 106.67  | 36.79   | 41.79            | 182.17  | 25.17  | 62.35       | 190.78    | 140.90  |
|                                 | PP  | 32.36       | 32.68  | 35.15   | 27.72   | 7.96    | 9.50             | 28.71   | 7.88   | 19.80       | 39.89     | 31.58   |
|                                 | %   | 2.32        | 1.33   | 1.63    | 1.15    | .34     | .52              | 2.01    | .30    | .77         | 1.39      | 1.44    |
| HH. NON-CONSUMPTION EXPENDITURE | PHH | 956.69      | 434.26 | 1909.65 | 2676.06 | 1725.72 | 1249.71          | 2128.35 | 884.98 | 613.53      | 2292.61   | 2112.77 |
|                                 | PP  | 241.61      | 143.41 | 489.06  | 592.76  | 349.09  | 354.13           | 576.32  | 224.39 | 168.85      | 433.20    | 479.69  |
|                                 | %   | 14.74       | 6.07   | 23.57   | 28.90   | 15.98   | 15.45            | 23.51   | 10.53  | 7.62        | 16.75     | 21.55   |

Table 3.1a: Total Payment by Source of Payment - Rural + Urban

| Source of Receipts                            |     | TIGRAY   | AFAR     | AMHARA   | OROMIA   | SOMALI   | BENSANGUL<br>GUMUZ | SNNPR    | GAMBELA   | HARARI    | ADDIS<br>ABABA | DIRE<br>DAWA | TOTAL    |
|---|-----|----------|----------|----------|----------|----------|--------------------|----------|-----------|-----------|----------------|--------------|----------|
| Total   | PHH | 3,511.44 | 8,081.51 | 4,612.59 | 5,786.83 | 6,228.75 | 6,648.67           | 5,282.82 | 12,049.17 | 16,393.97 | 614,813.34     | 19,841.24    | 4,388.92 |
|   | PP  | 831.38   | 2,097.21 | 1,094.68 | 1,249.22 | 1,481.15 | 1,633.49           | 1,150.13 | 3,139.21  | 4,232.05  | 132,196.36     | 4,995.11     | 983.16   |
|   | %   | 100.00   | 100.00   | 100.00   | 100.00   | 100.00   | 100.00             | 100.00   | 100.00    | 100.00    | 100.00         | 100.00       | 100.00   |
| From own Agricultural enterprise              | PHH | 1,944.84 | 4,020.27 | 3,114.54 | 3,854.46 | 2,551.54 | 4,248.63           | 3,267.59 | 4,223.31  | 4,639.55  | 9,149.26       | 2,794.29     | 2,638.90 |
|   | PP  | 420.81   | 832.74   | 697.70   | 766.32   | 551.21   | 935.97             | 656.47   | 1,021.52  | 1,031.98  | 1,673.96       | 579.67       | 548.14   |
|   | %   | 55.39    | 49.75    | 67.52    | 66.61    | 40.96    | 63.90              | 61.85    | 35.05     | 28.30     | 1.49           | 14.08        | 60.13    |
| From household enterprise other than agri.    | PHH | 167.42   | 1,347.30 | 264.30   | 467.69   | 1,148.36 | 414.10             | 468.30   | 1,511.26  | 3,024.69  | 147,767.77     | 4,467.14     | 385.82   |
|   | PP  | 43.79    | 408.90   | 68.97    | 112.04   | 256.12   | 147.45             | 115.33   | 371.33    | 777.62    | 29,183.76      | 1,098.93     | 92.25    |
|   | %   | 4.77     | 16.67    | 5.73     | 8.08     | 18.44    | 6.23               | 8.86     | 12.54     | 18.45     | 24.03          | 22.51        | 8.79     |
| Gift and Remittance recived from government   | PHH | 75.44    | 67.80    | 95.52    | 15.50    | 44.16    | 18.89              | 19.67    | 47.29     | 49.10     | 2,598.07       | 197.13       | 37.91    |
|   | PP  | 21.39    | 16.87    | 24.15    | 3.99     | 11.12    | 8.01               | 4.20     | 15.03     | 14.78     | 1,192.90       | 58.84        | 9.91     |
|   | %   | 2.15     | .84      | 2.07     | .27      | .71      | .28                | .37      | .39       | .30       | .42            | .99          | .86      |
| Gift and Remittance recived from non govern   | PHH | 71.83    | 3.62     | 38.09    | 8.60     | 256.52   | 5.19               | 9.91     | 151.97    | 37.37     | 4,392.70       | 39.75        | 22.84    |
|   | PP  | 19.36    | .51      | 9.39     | 2.18     | 48.45    | 1.31               | 2.12     | 36.49     | 11.52     | 1,143.36       | 9.21         | 5.59     |
|   | %   | 2.05     | .04      | .83      | .15      | 4.12     | .08                | .19      | 1.26      | .23       | .71            | .20          | .52      |
| Gift and Remittance recived from Households   | PHH | 124.46   | 182.65   | 97.10    | 206.39   | 306.69   | 243.81             | 186.66   | 279.34    | 1,119.20  | 29,917.19      | 1,323.81     | 145.58   |
|   | PP  | 38.50    | 56.50    | 31.95    | 63.46    | 124.76   | 59.09              | 48.87    | 89.69     | 401.08    | 8,733.79       | 419.28       | 43.87    |
|   | %   | 3.54     | 2.26     | 2.11     | 3.57     | 4.92     | 3.67               | 3.53     | 2.32      | 6.83      | 4.87           | 6.67         | 3.32     |
| Gift and Remittance recived from abroad       | PHH | 1.04     | 16.16    | 6.12     | 8.85     | 30.76    | .05                | 8.78     | 17.43     | 96.64     | 15,357.88      | 420.64       | 13.55    |
|   | PP  | .27      | 7.01     | 1.34     | 1.74     | 5.48     | .02                | 2.10     | 2.29      | 24.39     | 3,590.13       | 85.12        | 3.03     |
|   | %   | .03      | .20      | .13      | .15      | .49      | -                  | .17      | .14       | .59       | 2.50           | 2.12         | .31      |
| Free collection (fire wood, dungcake, water,  | PHH | 498.87   | 679.06   | 404.63   | 547.81   | 703.17   | 791.95             | 513.58   | 2,427.05  | 836.61    | 2,780.82       | 1,415.05     | 398.46   |
|   | PP  | 118.62   | 191.62   | 101.84   | 126.12   | 166.32   | 205.40             | 114.50   | 702.46    | 198.78    | 946.13         | 332.58       | 94.00    |
|   | %   | 14.21    | 8.40     | 8.77     | 9.47     | 11.29    | 11.91              | 9.72     | 20.14     | 5.10      | .45            | 7.13         | 9.08     |
| Wages and salaries, bones, overtime and allow | PHH | 278.01   | 1,326.74 | 255.45   | 300.99   | 649.85   | 426.04             | 352.01   | 2,509.36  | 4,265.94  | 248,936.71     | 6,176.51     | 367.69   |
|   | PP  | 76.72    | 441.52   | 71.97    | 86.31    | 192.14   | 142.82             | 108.62   | 671.81    | 1,167.55  | 53,439.19      | 1,639.04     | 98.27    |
|   | %   | 7.92     | 16.42    | 5.54     | 5.20     | 10.43    | 6.41               | 6.66     | 20.83     | 26.02     | 40.49          | 31.13        | 8.38     |
| Pension or other social security benefits     | PHH | 11.58    | 7.39     | 15.99    | 14.50    | 7.11     | 13.08              | 10.03    | 18.78     | 362.26    | 29,070.07      | 560.35       | 24.91    |
|   | PP  | 2.48     | 2.84     | 4.91     | 3.50     | 2.15     | 2.11               | 2.00     | 6.39      | 101.53    | 6,568.27       | 173.36       | 6.04     |
|   | %   | .33      | .09      | .35      | .25      | .11      | .20                | .19      | .16       | 2.21      | 4.73           | 2.82         | .57      |
| From saving(bank, credit association, etc.)   | PHH | 4.31     | 1.19     | 2.95     | 8.33     | 1.16     | 1.93               | 24.77    | 3.12      | 29.73     | 1,873.72       | 35.61        | 8.63     |
|   | PP  | 1.28     | .30      | .87      | 1.48     | .17      | 1.30               | 5.33     | .89       | 11.84     | 296.20         | 8.88         | 1.81     |
|   | %   | .12      | .01      | .06      | .14      | .02      | .03                | .47      | .03       | .18       | .30            | .18          | .20      |
| Interest and Royalties                        | PHH | 3.55     | -        | .64      | .46      | -        | .28                | 1.43     | 2.63      | .73       | 3.15           | 23.98        | .81      |
|   | PP  | .63      | -        | .10      | .14      | -        | .04                | .38      | .53       | .18       | .79            | 7.78         | .18      |
|   | %   | .10      | -        | .01      | .01      | -        | -                  | .03      | .02       | -         | -              | .12          | .02      |

Table 3.1a(Cont'd): Total Payment by Source of Payment - Rural + Urban

| Source of Receipts                            |     | TIGRAY | AFAR   | AMHARA | OROMIA | SOMALI | BENSANGUL<br>GUMUZ | SNNPR  | GAMBELA | HARARI   | ADDIS<br>ABABA | DIRE<br>DAWA | TOTAL  |
|---|-----|--------|--------|--------|--------|--------|--------------------|--------|---------|----------|----------------|--------------|--------|
| Dividends(profit share)                       | PHH | .04    | .35    | 1.06   | 3.19   | 2.93   | .05                | .26    | -       | 2.69     | 109.62         | 6.87         | 1.32   |
|   | PP  | .01    | .05    | .29    | .57    | .60    | .01                | .03    | -       | 2.69     | 33.00          | .69          | .26    |
|   | %   | -      | -      | .02    | .06    | .05    | -                  | -      | -       | .02      | .02            | .03          | .03    |
| Income from house rent                        | PHH | 225.76 | 366.10 | 184.66 | 231.04 | 312.35 | 307.96             | 218.83 | 748.59  | 1,452.24 | 113,763.40     | 1,689.73     | 225.87 |
|   | PP  | 58.69  | 106.19 | 47.44  | 53.84  | 70.43  | 79.63              | 50.46  | 198.81  | 371.50   | 22,836.51      | 381.31       | 52.48  |
|   | %   | 6.43   | 4.53   | 4.00   | 3.99   | 5.01   | 4.63               | 4.14   | 6.21    | 8.86     | 18.50          | 8.52         | 5.15   |
| Income from rent other than house             | PHH | 19.78  | 7.13   | 7.13   | 6.05   | 5.08   | 13.11              | 5.74   | .42     | 5.84     | 543.71         | 14.41        | 6.20   |
|   | PP  | 4.32   | 1.96   | 2.39   | 1.50   | 1.01   | 6.21               | 1.12   | .07     | 2.07     | 121.82         | 5.72         | 1.61   |
|   | %   | .56    | .09    | .15    | .10    | .08    | .20                | .11    | -       | .04      | .09            | .07          | .14    |
| From sale of household fixed asset & personal | PHH | 4.40   | -      | 2.66   | 1.97   | .71    | 1.64               | 5.05   | 1.02    | .61      | 388.72         | 231.19       | 2.88   |
|   | PP  | 2.42   | -      | .77    | .45    | .14    | .20                | 2.29   | .10     | .20      | 276.92         | 46.42        | 1.06   |
|   | %   | .13    | -      | .06    | .03    | .01    | .02                | .10    | .01     | -        | .06            | 1.17         | .07    |
| Other current transfer                        | PHH | 80.10  | 55.75  | 121.75 | 111.00 | 208.36 | 161.96             | 190.22 | 107.60  | 470.77   | 8,160.56       | 444.79       | 107.53 |
|   | PP  | 22.09  | 30.21  | 30.61  | 25.57  | 51.05  | 43.91              | 36.31  | 21.79   | 114.33   | 2,159.62       | 148.29       | 24.65  |
|   | %   | 2.28   | .69    | 2.64   | 1.92   | 3.35   | 2.44               | 3.60   | .89     | 2.87     | 1.33           | 2.24         | 2.45   |

Table 3.1b: Total Payment by Source of Payment - Rural

| Source of Receipts                          |     | TIGRAY   | AFAR     | AMHARA   | OROMIA   | SOMALI   | BENSANGUL<br>GUMUZ | SNNPR    | GAMBELA  | HARARI   | ADDIS<br>ABABA | DIRE<br>DAWA | TOTAL    |
|---|-----|----------|----------|----------|----------|----------|--------------------|----------|----------|----------|----------------|--------------|----------|
| Total                                       | PHH | 3,619.17 | 4,367.94 | 3,892.46 | 4,662.56 | 5,328.43 | 3,678.17           | 4,226.08 | 3,552.34 | 6,018.96 | 7,445.43       | 5,326.98     | 4,258.21 |
|   | PP  | 830.82   | 952.00   | 907.18   | 980.53   | 1,265.30 | 882.10             | 905.00   | 948.74   | 1,382.91 | 1,370.43       | 1,197.40     | 933.73   |
|   | %   | 100.00   | 100.00   | 100.00   | 100.00   | 100.00   | 100.00             | 100.00   | 100.00   | 100.00   | 100.00         | 100.00       | 100.00   |
| From own Agricultural enterprise            | PHH | 2,285.57 | 3,284.10 | 2,870.19 | 3,456.63 | 3,337.69 | 2,511.53           | 2,864.27 | 1,860.00 | 3,764.80 | 4,408.30       | 2,860.31     | 3,051.37 |
|   | PP  | 494.65   | 676.90   | 642.08   | 687.03   | 721.78   | 553.57             | 575.04   | 451.48   | 840.10   | 781.99         | 596.33       | 633.46   |
|   | %   | 63.15    | 75.19    | 73.74    | 74.14    | 62.64    | 68.28              | 67.78    | 52.36    | 62.55    | 59.21          | 53.69        | 71.66    |
| From household enterprise other than agri.  | PHH | 98.12    | 79.34    | 101.17   | 181.44   | 397.14   | 163.23             | 261.88   | 120.97   | 576.14   | 538.70         | 116.38       | 172.14   |
|   | PP  | 23.68    | 21.84    | 24.79    | 37.78    | 115.27   | 62.97              | 65.00    | 30.53    | 143.85   | 102.63         | 26.05        | 40.29    |
|   | %   | 2.71     | 1.82     | 2.60     | 3.89     | 7.45     | 4.44               | 6.20     | 3.41     | 9.57     | 7.24           | 2.18         | 4.04     |
| Gift and Remittance recived from government | PHH | 73.08    | 45.83    | 86.40    | 12.03    | 53.74    | 1.32               | 16.07    | 19.09    | 20.81    | 33.59          | 145.20       | 39.76    |
|   | PP  | 20.23    | 11.44    | 21.61    | 2.98     | 13.92    | .69                | 3.43     | 6.04     | 5.24     | 6.92           | 33.85        | 9.94     |
|   | %   | 2.02     | 1.05     | 2.22     | .26      | 1.01     | .04                | .38      | .54      | .35      | .45            | 2.73         | .93      |
| Gift and Remittance recived from non govern | PHH | 62.05    | .21      | 34.40    | 6.32     | 64.83    | .10                | 8.51     | 38.63    | 16.64    | 13.90          | 11.50        | 19.37    |
|   | PP  | 16.91    | .03      | 8.43     | 1.50     | 12.97    | .04                | 1.78     | 9.81     | 3.25     | 2.42           | 2.16         | 4.74     |
|   | %   | 1.71     | -        | .88      | .14      | 1.22     | -                  | .20      | 1.09     | .28      | .19            | .22          | .45      |
| Gift and Remittance recived from Households | PHH | 99.44    | 109.60   | 65.82    | 143.71   | 172.67   | 135.34             | 145.86   | 76.61    | 217.17   | 68.50          | 285.33       | 118.14   |
|   | PP  | 27.93    | 35.33    | 20.08    | 42.76    | 62.51    | 30.48              | 36.63    | 28.00    | 67.74    | 19.57          | 82.64        | 33.63    |
|   | %   | 2.75     | 2.51     | 1.69     | 3.08     | 3.24     | 3.68               | 3.45     | 2.16     | 3.61     | .92            | 5.36         | 2.77     |
| Gift and Remittance recived from abroad     | PHH | .67      | .04      | 3.07     | 1.10     | 9.15     | -                  | .48      | .06      | 1.12     | 13.51          | 12.93        | 1.59     |
|   | PP  | .14      | .01      | .76      | .22      | 1.84     | -                  | .10      | .01      | .28      | 1.93           | 2.19         | .36      |
|   | %   | .02      | -        | .08      | .02      | .17      | -                  | .01      | -        | .02      | .18            | .24          | .04      |
| Free collection (fire wood,dungcake, water, | PHH | 588.05   | 448.86   | 369.60   | 486.89   | 796.68   | 459.09             | 448.26   | 1,008.74 | 656.18   | 231.19         | 1,252.56     | 454.47   |
|   | PP  | 138.83   | 106.59   | 92.60    | 111.82   | 193.70   | 118.61             | 99.91    | 297.71   | 153.54   | 48.39          | 268.17       | 106.66   |
|   | %   | 16.25    | 10.28    | 9.50     | 10.44    | 14.95    | 12.48              | 10.61    | 28.40    | 10.90    | 3.11           | 23.51        | 10.67    |
| Wages and salaries,bones, overtime and allo | PHH | 115.32   | 273.88   | 116.57   | 118.44   | 144.97   | 146.47             | 167.42   | 218.77   | 175.63   | 845.48         | 248.84       | 131.10   |
|   | PP  | 32.45    | 67.34    | 33.84    | 38.74    | 49.66    | 47.47              | 56.48    | 63.20    | 39.26    | 184.46         | 92.09        | 41.48    |
|   | %   | 3.19     | 6.27     | 2.99     | 2.54     | 2.72     | 3.98               | 3.96     | 6.16     | 2.92     | 11.36          | 4.67         | 3.08     |
| Pension or other social security benefits   | PHH | 1.24     | .15      | 7.58     | 2.03     | -        | 7.30               | 3.78     | 1.14     | -        | 6.16           | -            | 4.08     |
|   | PP  | .40      | .03      | 2.49     | .49      | -        | 1.04               | .62      | .50      | -        | 1.26           | -            | 1.11     |
|   | %   | .03      | -        | .19      | .04      | -        | .20                | .09      | .03      | -        | .08            | -            | .10      |
| From saving(bank,credit association, etc.)  | PHH | 3.43     | -        | .81      | 1.76     | 1.52     | .72                | 16.68    | 1.20     | 1.47     | 61.44          | 5.63         | 5.01     |
|   | PP  | .73      | -        | .15      | .34      | .22      | .52                | 2.71     | .37      | .34      | 9.38           | .79          | .85      |
|   | %   | .09      | -        | .02      | .04      | .03      | .02                | .39      | .03      | .02      | .83            | .11          | .12      |
| Interest and Royalties                      | PHH | 3.56     | -        | .59      | .39      | -        | .17                | 1.26     | 1.20     | .60      | 2.23           | -            | .85      |
|   | PP  | .53      | -        | .09      | .09      | -        | .02                | .33      | .24      | .15      | .56            | -            | .17      |
|   | %   | .10      | -        | .02      | .01      | -        | -                  | .03      | .03      | .01      | .03            | -            | .02      |

Table 3.1b(Cont'd): Total Payment by Source Payment - Rural

| Source of Receipts                           |     | TIGRAY | AFAR   | AMHARA | OROMIA | SOMALI | BENSANGUL<br>GUMUZ | SNNPR  | GAMBELA | HARARI | ADDIS<br>ABABA | DIRE<br>DAWA | TOTAL  |
|--|-----|--------|--------|--------|--------|--------|--------------------|--------|---------|--------|----------------|--------------|--------|
| Dividends(profit share)                      | PHH | -      | .24    | .98    | 2.73   | 1.39   | .03                | .23    | -       | -      | -              | -            | 1.38   |
|  | PP  | -      | .03    | .27    | .49    | .46    | .01                | .03    | -       | -      | -              | -            | .27    |
|  | %   | -      | .01    | .03    | .06    | .03    | -                  | .01    | -       | -      | -              | -            | .03    |
| Income from house rent                       | PHH | 173.15 | 108.18 | 125.58 | 157.21 | 177.87 | 158.44             | 154.06 | 194.51  | 456.79 | 414.08         | 201.40       | 148.89 |
|  | PP  | 43.71  | 28.50  | 31.98  | 35.65  | 45.67  | 41.30              | 35.41  | 57.34   | 101.44 | 80.28          | 50.26        | 35.37  |
|  | %   | 4.78   | 2.48   | 3.23   | 3.37   | 3.34   | 4.31               | 3.65   | 5.48    | 7.59   | 5.56           | 3.78         | 3.50   |
| Income from rent other than house            | PHH | 22.66  | 2.59   | 6.14   | 5.16   | 4.49   | 7.22               | 4.19   | -       | 3.69   | 24.95          | .17          | 6.39   |
|  | PP  | 5.02   | .50    | 2.09   | 1.25   | .97    | 3.61               | .84    | -       | .59    | 5.29           | .03          | 1.68   |
|  | %   | .63    | .06    | .16    | .11    | .08    | .20                | .10    | -       | .06    | .34            | -            | .15    |
| From sale of household fixed asset & persona | PHH | 3.77   | -      | 1.39   | 1.53   | .49    | .09                | 2.89   | -       | .51    | 30.10          | .02          | 1.93   |
|  | PP  | 2.61   | -      | .41    | .32    | .08    | .03                | .63    | -       | .17    | 4.30           | .01          | .56    |
|  | %   | .10    | -      | .04    | .03    | .01    | -                  | .07    | -       | .01    | .40            | -            | .05    |
| Other current transfer                       | PHH | 89.06  | 14.93  | 102.18 | 85.18  | 165.79 | 87.10              | 130.25 | 11.42   | 127.40 | 753.30         | 186.72       | 101.76 |
|  | PP  | 23.00  | 3.46   | 25.51  | 19.06  | 46.26  | 21.75              | 26.08  | 3.51    | 26.98  | 121.05         | 42.83        | 23.14  |
|  | %   | 2.46   | .34    | 2.62   | 1.83   | 3.11   | 2.37               | 3.08   | .32     | 2.12   | 10.12          | 3.51         | 2.39   |



Table 3.1c: Total Payment by Source of Payment - Urban

| Source of Receipts                          |     | TIGRAY   | AFAR     | AMHARA   | OROMIA   | SOMALI   | BENSANGUL<br>GUMUZ | SNINPR   | GAMBELA  | HARARI   | ADDIS<br>ABABA | DIRE<br>DAWA | TOTAL    |
|---|-----|----------|----------|----------|----------|----------|--------------------|----------|----------|----------|----------------|--------------|----------|
| Total                                       | PHH | 2,966.01 | 4,903.46 | 3,310.58 | 4,598.09 | 5,918.20 | 3,874.70           | 5,488.95 | 6,656.34 | 5,374.06 | 7,932.35       | 5,516.51     | 5,159.20 |
|   | PP  | 834.25   | 1,610.28 | 925.43   | 1,192.92 | 1,410.94 | 1,216.42           | 1,384.11 | 1,655.33 | 1,507.42 | 1,709.89       | 1,439.89     | 1,274.47 |
|   | %   | 100.00   | 100.00   | 100.00   | 100.00   | 100.00   | 100.00             | 100.00   | 100.00   | 100.00   | 100.00         | 100.00       | 100.00   |
| From own Agricultural enterprise            | PHH | 219.79   | 371.34   | 198.23   | 357.37   | 30.02    | 501.56             | 253.82   | 246.58   | 71.63    | 38.16          | 26.66        | 208.07   |
|   | PP  | 46.98    | 83.15    | 51.80    | 72.56    | 4.97     | 107.09             | 56.12    | 54.24    | 14.04    | 7.44           | 4.47         | 45.34    |
|   | %   | 7.41     | 7.57     | 5.99     | 7.77     | .51      | 12.94              | 4.62     | 3.70     | 1.33     | .48            | .48          | 4.03     |
| From household enterprise other than agri.  | PHH | 518.28   | 2,025.02 | 1,215.97 | 1,877.44 | 2,304.32 | 1,048.38           | 1,901.46 | 1,936.27 | 1,367.19 | 1,929.76       | 1,627.06     | 1,645.12 |
|   | PP  | 145.59   | 618.75   | 330.87   | 493.60   | 458.59   | 313.89             | 461.93   | 473.04   | 354.50   | 381.19         | 401.18       | 398.49   |
|   | %   | 17.47    | 41.30    | 36.73    | 40.83    | 38.94    | 27.06              | 34.64    | 29.09    | 25.44    | 24.33          | 29.49        | 31.89    |
| Gift and Remittance recived from government | PHH | 87.37    | 24.05    | 19.74    | 15.85    | 8.87     | 122.96             | 16.19    | 8.64     | 14.14    | 33.48          | 22.00        | 27.05    |
|   | PP  | 27.28    | 5.92     | 6.94     | 4.97     | 1.42     | 50.60              | 3.51     | 2.83     | 4.98     | 15.53          | 9.94         | 9.76     |
|   | %   | 2.95     | .49      | .60      | .34      | .15      | 3.17               | .29      | .13      | .26      | .42            | .40          | .52      |
| Gift and Remittance recived from non govern | PHH | 121.35   | 5.45     | 8.37     | 11.56    | 564.25   | 36.94              | 2.92     | 104.90   | 10.20    | 57.41          | 10.76        | 43.28    |
|   | PP  | 31.74    | .77      | 2.48     | 3.73     | 105.07   | 9.14               | 1.18     | 23.37    | 4.47     | 14.96          | 2.67         | 10.56    |
|   | %   | 4.09     | .11      | .25      | .25      | 9.53     | .95                | .05      | 1.58     | .19      | .72            | .20          | .84      |
| Gift and Remittance recived from Households | PHH | 251.14   | 90.58    | 205.48   | 338.02   | 477.33   | 136.43             | 237.39   | 173.82   | 503.09   | 391.45         | 392.98       | 307.32   |
|   | PP  | 92.02    | 25.36    | 80.90    | 114.99   | 210.22   | 61.57              | 81.79    | 44.27    | 187.38   | 114.29         | 127.21       | 104.18   |
|   | %   | 8.47     | 1.85     | 6.21     | 7.35     | 8.07     | 3.52               | 4.32     | 2.61     | 9.36     | 4.93           | 7.12         | 5.96     |
| Gift and Remittance recived from abroad     | PHH | 2.92     | 25.99    | 22.05    | 53.49    | 64.80    | .38                | 91.24    | 26.87    | 55.83    | 201.35         | 152.51       | 83.99    |
|   | PP  | .93      | 11.29    | 4.06     | 10.48    | 11.12    | .14                | 22.09    | 3.51     | 14.09    | 47.09          | 31.01        | 18.77    |
|   | %   | .10      | .53      | .67      | 1.16     | 1.09     | .01                | 1.66     | .40      | 1.04     | 2.54           | 2.76         | 1.63     |
| Free collection (fire wood,dungcake, water, | PHH | 47.37    | 259.71   | 53.45    | 84.52    | 263.56   | 204.57             | 64.14    | 345.86   | 28.87    | 32.21          | 83.16        | 68.42    |
|   | PP  | 16.28    | 110.64   | 16.97    | 21.54    | 51.44    | 58.69              | 14.63    | 80.59    | 8.53     | 11.52          | 28.87        | 19.41    |
|   | %   | 1.60     | 5.30     | 1.61     | 1.84     | 4.45     | 5.28               | 1.17     | 5.20     | .54      | .41            | 1.51         | 1.33     |
| Wages and salaries,bones, overtime and allo | PHH | 1,101.71 | 1,629.82 | 1,017.03 | 1,195.37 | 1,469.37 | 1,341.72           | 1,798.67 | 3,154.33 | 2,376.04 | 3,252.12       | 2,218.39     | 1,761.99 |
|   | PP  | 300.86   | 586.68   | 278.11   | 305.97   | 420.36   | 469.78             | 494.47   | 828.77   | 656.49   | 698.08         | 579.42       | 432.97   |
|   | %   | 37.14    | 33.24    | 30.72    | 26.00    | 24.83    | 34.63              | 32.77    | 47.39    | 44.21    | 41.00          | 40.21        | 34.15    |
| Pension or other social security benefits   | PHH | 63.96    | 11.64    | 61.23    | 85.93    | 19.38    | 6.85               | 63.76    | 25.30    | 212.26   | 381.49         | 209.29       | 147.73   |
|   | PP  | 12.99    | 4.53     | 17.39    | 20.80    | 5.85     | 2.75               | 14.45    | 8.24     | 59.49    | 86.20          | 64.75        | 35.07    |
|   | %   | 2.16     | .24      | 1.85     | 1.87     | .33      | .18                | 1.16     | .38      | 3.95     | 4.81           | 3.79         | 2.86     |
| From saving(bank,credit association, etc.)  | PHH | 8.76     | 1.92     | 16.31    | 44.82    | -        | 5.31               | 65.08    | .77      | 16.38    | 23.45          | 11.30        | 29.99    |
|   | PP  | 4.10     | .48      | 5.56     | 7.77     | -        | 3.26               | 25.08    | .13      | 6.70     | 3.71           | 3.04         | 7.45     |
|   | %   | .30      | .04      | .49      | .97      | -        | .14                | 1.19     | .01      | .30      | .30            | .20          | .58      |
| Interest and Royalties                      | PHH | 3.50     | -        | .06      | .25      | -        | -                  | -        | -        | -        | -              | 8.95         | .58      |
|   | PP  | 1.17     | -        | .02      | .25      | -        | -                  | -        | -        | -        | -              | 2.90         | .24      |
|   | %   | .12      | -        | -        | .01      | -        | -                  | -        | -        | -        | -              | .16          | .01      |

Table 3.1c(cont'd): Total Payment by Source of Payment - Urban

| Source of Receipts                           |     | TIGRAY | AFAR   | AMHARA | OROMIA | SOMALI | BENSANGUL<br>GUMUZ | SNNPR  | GAMBELA | HARARI | ADDIS<br>ABABA | DIRE<br>DAWA | TOTAL  |
|--|-----|--------|--------|--------|--------|--------|--------------------|--------|---------|--------|----------------|--------------|--------|
| Dividends(profit share)                      | PHH | .22    | .11    | -      | 1.28   | 5.09   | -                  | .05    | -       | 1.58   | 1.44           | 2.56         | .94    |
|  | PP  | .05    | .02    | -      | .19    | .67    | -                  | .01    | -       | 1.58   | .43            | .26          | .20    |
|  | %   | .01    | -      | -      | .03    | .09    | -                  | -      | -       | .03    | .02            | .05          | .02    |
| Income from house rent                       | PHH | 492.08 | 389.05 | 387.35 | 406.64 | 481.98 | 325.65             | 490.87 | 502.42  | 529.76 | 1,485.69       | 559.49       | 679.55 |
|  | PP  | 134.56 | 118.19 | 101.91 | 102.40 | 97.14  | 80.19              | 114.59 | 114.17  | 146.35 | 298.29         | 124.55       | 153.31 |
|  | %   | 16.59  | 7.93   | 11.70  | 8.84   | 8.14   | 8.40               | 8.94   | 7.55    | 9.86   | 18.73          | 10.14        | 13.17  |
| Income from rent other than house            | PHH | 5.19   | 6.67   | 4.08   | 2.61   | 4.53   | 8.01               | 11.01  | .66     | .83    | 6.67           | 5.32         | 5.14   |
|  | PP  | .77    | 2.22   | 1.11   | .86    | .74    | 1.46               | 1.92   | .11     | .80    | 1.50           | 2.12         | 1.21   |
|  | %   | .18    | .14    | .12    | .06    | .08    | .21                | .20    | .01     | .02    | .08            | .10          | .10    |
| From sale of household fixed asset & persona | PHH | 7.63   | -      | 9.05   | 1.98   | .91    | 10.94              | 19.60  | 1.58    | -      | 4.54           | 86.34        | 8.49   |
|  | PP  | 1.43   | -      | 2.57   | .67    | .23    | 1.12               | 17.40  | .16     | -      | 3.56           | 17.34        | 3.99   |
|  | %   | .26    | -      | .27    | .04    | .02    | .28                | .36    | .02     | -      | .06            | 1.57         | .16    |
| Other current transfer                       | PHH | 34.75  | 62.12  | 92.19  | 120.94 | 223.79 | 125.01             | 472.74 | 128.36  | 186.27 | 93.12          | 99.74        | 141.56 |
|  | PP  | 17.48  | 42.27  | 24.72  | 32.15  | 43.14  | 56.75              | 74.95  | 21.92   | 48.02  | 26.10          | 40.15        | 33.52  |
|  | %   | 1.17   | 1.27   | 2.78   | 2.63   | 3.78   | 3.23               | 8.61   | 1.93    | 3.47   | 1.17           | 1.81         | 2.74   |

Table 1a: Distribution of households by domestic expenditure group and Selected Urban Centers

| Region     | Sex | DOMESTIC EXPENDITURE GROUP (BIRR) |     |           |      |             |      |             |       |             |       |             |       |             |       |
|------------|-----|-----------------------------------|-----|-----------|------|-------------|------|-------------|-------|-------------|-------|-------------|-------|-------------|-------|
|            |     | Below 600                         |     | 600 - 999 |      | 1000 - 1399 |      | 1400 - 1999 |       | 2000 - 2599 |       | 2600 - 3399 |       | 3400 - 4199 |       |
|            |     | No.                               | %   | No.       | %    | No.         | %    | No.         | %     | No.         | %     | No.         | %     | No.         | %     |
| MEKELE     | M+F | -                                 | -   | -         | -    | -           | -    | 344         | 4.18  | 142         | 1.73  | 987         | 12.00 | 1,220       | 14.83 |
|            | M   | -                                 | -   | -         | -    | -           | -    | 109         | 2.29  | 72          | 1.51  | 315         | 6.62  | 561         | 11.79 |
|            | F   | -                                 | -   | -         | -    | -           | -    | 235         | 6.77  | 70          | 2.02  | 672         | 19.37 | 659         | 18.99 |
| ASAYITA    | M+F | -                                 | -   | 10        | .23  | 27          | .62  | 63          | 1.45  | 232         | 5.34  | 535         | 12.32 | 402         | 9.26  |
|            | M   | -                                 | -   | -         | -    | 14          | .43  | -           | -     | 168         | 5.19  | 358         | 11.07 | 222         | 6.86  |
|            | F   | -                                 | -   | 10        | .90  | 13          | 1.17 | 63          | 5.69  | 64          | 5.78  | 177         | 15.99 | 180         | 16.26 |
| GONDAR     | M+F | -                                 | -   | 233       | .95  | 311         | 1.27 | 679         | 2.78  | 1,307       | 5.35  | 2,099       | 8.59  | 2,365       | 9.68  |
|            | M   | -                                 | -   | -         | -    | -           | -    | 71          | .54   | 339         | 2.59  | 522         | 3.99  | 1,063       | 8.12  |
|            | F   | -                                 | -   | 233       | 2.05 | 311         | 2.74 | 608         | 5.36  | 968         | 8.53  | 1,577       | 13.90 | 1,302       | 11.48 |
| DESSIE     | M+F | -                                 | -   | 289       | 1.44 | 578         | 2.87 | 1,007       | 5.00  | 1,297       | 6.45  | 2,251       | 11.19 | 2,252       | 11.19 |
|            | M   | -                                 | -   | 111       | .98  | 50          | .44  | 203         | 1.80  | 660         | 5.85  | 980         | 8.69  | 1,213       | 10.76 |
|            | F   | -                                 | -   | 178       | 2.01 | 528         | 5.97 | 804         | 9.09  | 637         | 7.20  | 1,271       | 14.37 | 1,039       | 11.75 |
| BAHIR DAR  | M+F | 51                                | .21 | 291       | 1.19 | 229         | .94  | 736         | 3.01  | 972         | 3.98  | 3,048       | 12.48 | 1,937       | 7.93  |
|            | M   | -                                 | -   | -         | -    | -           | -    | 155         | 1.23  | 181         | 1.44  | 709         | 5.63  | 716         | 5.68  |
|            | F   | 51                                | .43 | 291       | 2.46 | 229         | 1.94 | 581         | 4.91  | 791         | 6.69  | 2,339       | 19.79 | 1,221       | 10.33 |
| JIMMA      | M+F | 45                                | .24 | 146       | .79  | 357         | 1.92 | 907         | 4.89  | 1,236       | 6.66  | 2,324       | 12.53 | 1,976       | 10.65 |
|            | M   | -                                 | -   | -         | -    | 92          | .74  | 449         | 3.61  | 536         | 4.31  | 1,344       | 10.82 | 1,315       | 10.58 |
|            | F   | 45                                | .73 | 146       | 2.38 | 265         | 4.33 | 458         | 7.48  | 700         | 11.43 | 980         | 16.01 | 661         | 10.80 |
| DEBRE ZIET | M+F | -                                 | -   | 40        | .27  | 162         | 1.07 | 693         | 4.59  | 632         | 4.19  | 1,387       | 9.19  | 1,874       | 12.42 |
|            | M   | -                                 | -   | -         | -    | 38          | .42  | 212         | 2.33  | 237         | 2.60  | 554         | 6.09  | 914         | 10.04 |
|            | F   | -                                 | -   | 40        | .67  | 124         | 2.07 | 481         | 8.03  | 395         | 6.60  | 833         | 13.91 | 960         | 16.03 |
| NAZARETH   | M+F | -                                 | -   | 232       | .78  | 456         | 1.52 | 1,195       | 3.99  | 1,605       | 5.36  | 2,936       | 9.81  | 2,832       | 9.47  |
|            | M   | -                                 | -   | 92        | .53  | 296         | 1.70 | 554         | 3.19  | 448         | 2.58  | 1,788       | 10.28 | 1,428       | 8.21  |
|            | F   | -                                 | -   | 140       | 1.12 | 160         | 1.28 | 641         | 5.12  | 1,157       | 9.24  | 1,148       | 9.16  | 1,404       | 11.21 |
| JIGJIGA    | M+F | -                                 | -   | 53        | .38  | -           | -    | 109         | .79   | 185         | 1.33  | 1,014       | 7.31  | 1,493       | 10.76 |
|            | M   | -                                 | -   | -         | -    | -           | -    | -           | -     | 63          | .79   | 504         | 6.35  | 658         | 8.29  |
|            | F   | -                                 | -   | 53        | .89  | -           | -    | 109         | 1.83  | 122         | 2.05  | 510         | 8.58  | 835         | 14.05 |
| ASOSA      | M+F | -                                 | -   | -         | -    | -           | -    | 101         | 2.80  | 78          | 2.17  | 215         | 5.97  | 348         | 9.66  |
|            | M   | -                                 | -   | -         | -    | -           | -    | 30          | 1.20  | 44          | 1.76  | 136         | 5.45  | 177         | 7.09  |
|            | F   | -                                 | -   | -         | -    | -           | -    | 71          | 6.41  | 34          | 3.07  | 79          | 7.14  | 171         | 15.45 |
| AWASSA     | M+F | -                                 | -   | 65        | .34  | 60          | .31  | 486         | 2.52  | 684         | 3.55  | 1,722       | 8.93  | 1,439       | 7.46  |
|            | M   | -                                 | -   | -         | -    | -           | -    | 204         | 1.45  | 488         | 3.46  | 994         | 7.05  | 858         | 6.09  |
|            | F   | -                                 | -   | 65        | 1.25 | 60          | 1.16 | 282         | 5.44  | 196         | 3.78  | 728         | 14.05 | 581         | 11.21 |
| GAMBELLA   | M+F | -                                 | -   | -         | -    | 22          | .49  | 75          | 1.66  | 137         | 3.04  | 197         | 4.37  | 481         | 10.67 |
|            | M   | -                                 | -   | -         | -    | -           | -    | -           | -     | 50          | 1.60  | 88          | 2.81  | 185         | 5.91  |
|            | F   | -                                 | -   | -         | -    | 22          | 1.60 | 75          | 5.44  | 87          | 6.31  | 109         | 7.91  | 296         | 21.48 |
| HARAR      | M+F | -                                 | -   | 115       | .59  | -           | -    | 306         | 1.57  | 707         | 3.63  | 1,296       | 6.65  | 2,192       | 11.25 |
|            | M   | -                                 | -   | -         | -    | -           | -    | -           | -     | 56          | .53   | 412         | 3.93  | 777         | 7.40  |
|            | F   | -                                 | -   | 115       | 1.28 | -           | -    | 306         | 3.40  | 651         | 7.24  | 884         | 9.83  | 1,415       | 15.73 |
| DIRE DAWA  | M+F | -                                 | -   | 126       | .32  | 205         | .53  | 1,798       | 4.63  | 1,513       | 3.90  | 2,582       | 6.65  | 4,775       | 12.30 |
|            | M   | -                                 | -   | -         | -    | -           | -    | 164         | .68   | 512         | 2.13  | 1,313       | 5.45  | 2,616       | 10.86 |
|            | F   | -                                 | -   | 126       | .86  | 205         | 1.39 | 1,634       | 11.09 | 1,001       | 6.80  | 1,269       | 8.61  | 2,159       | 14.66 |

Table 1u:(contd.) Distribution of households by domestic expenditure group and Selected Urban Centers

| Region     | Sex | DOMESTIC EXPENDITURE GROUP (BIRR) |                      |                      |                       |                        |                        |                         |        |        |  | Total<br>No. % |  |
|------------|-----|-----------------------------------|----------------------|----------------------|-----------------------|------------------------|------------------------|-------------------------|--------|--------|--|----------------|--|
|            |     | 4200 - 5399<br>No. %              | 5400 - 6599<br>No. % | 6600 - 8999<br>No. % | 9000 - 12599<br>No. % | 12600 - 16199<br>No. % | 16200 - 19999<br>No. % | 20000 and over<br>No. % |        |        |  |                |  |
| MEKELE     | M+F | 1,489 18.10                       | 1,386 16.85          | 1,202 14.61          | 749 9.10              | 440 5.35               | 124 1.51               | 144 1.75                | 8,227  | 100.00 |  |                |  |
|            | M   | 998 20.98                         | 922 19.38            | 748 15.72            | 468 9.84              | 368 7.74               | 124 2.61               | 72 1.51                 | 4,757  | 100.00 |  |                |  |
|            | F   | 491 14.15                         | 464 13.37            | 454 13.08            | 281 8.10              | 72 2.07                | - -                    | 72 2.07                 | 3,470  | 100.00 |  |                |  |
| ASAYITA    | M+F | 619 14.26                         | 656 15.11            | 854 19.67            | 431 9.93              | 275 6.33               | 77 1.77                | 161 3.71                | 4,342  | 100.00 |  |                |  |
|            | M   | 426 13.17                         | 531 16.41            | 676 20.90            | 395 12.21             | 275 8.50               | 23 .71                 | 147 4.54                | 3,235  | 100.00 |  |                |  |
|            | F   | 193 17.43                         | 125 11.29            | 178 16.08            | 36 3.25               | - -                    | 54 4.88                | 14 1.26                 | 1,107  | 100.00 |  |                |  |
| GONDAR     | M+F | 2,295 9.39                        | 2,250 9.21           | 4,583 18.75          | 3,557 14.55           | 1,661 6.80             | 987 4.04               | 2,116 8.66              | 24,443 | 100.00 |  |                |  |
|            | M   | 1,143 8.73                        | 1,032 7.88           | 2,931 22.38          | 2,357 17.99           | 1,170 8.93             | 789 6.02               | 1,682 12.84             | 13,099 | 100.00 |  |                |  |
|            | F   | 1,152 10.16                       | 1,218 10.74          | 1,652 14.56          | 1,200 10.58           | 491 4.33               | 198 1.75               | 434 3.83                | 11,344 | 100.00 |  |                |  |
| DESSIE     | M+F | 2,833 14.08                       | 1,448 7.20           | 3,052 15.17          | 2,175 10.81           | 1,089 5.41             | 531 2.64               | 1,319 6.56              | 20,121 | 100.00 |  |                |  |
|            | M   | 1,407 12.48                       | 987 8.75             | 2,006 17.79          | 1,410 12.50           | 844 7.48               | 474 4.20               | 931 8.26                | 11,276 | 100.00 |  |                |  |
|            | F   | 1,426 16.12                       | 461 5.21             | 1,046 11.83          | 765 8.65              | 245 2.77               | 57 .64                 | 388 4.39                | 8,845  | 100.00 |  |                |  |
| BAHIR DAR  | M+F | 2,966 12.15                       | 2,954 12.10          | 4,201 17.20          | 2,490 10.20           | 2,258 9.25             | 1,173 4.80             | 1,115 4.57              | 24,421 | 100.00 |  |                |  |
|            | M   | 1,395 11.07                       | 1,574 12.49          | 2,591 20.57          | 1,821 14.45           | 1,527 12.12            | 924 7.33               | 1,006 7.98              | 12,599 | 100.00 |  |                |  |
|            | F   | 1,571 13.29                       | 1,380 11.67          | 1,610 13.62          | 669 5.66              | 731 6.18               | 249 2.11               | 109 .92                 | 11,822 | 100.00 |  |                |  |
| JIMMA      | M+F | 2,511 13.54                       | 1,884 10.16          | 3,321 17.90          | 2,108 11.37           | 795 4.29               | 673 3.63               | 265 1.43                | 18,548 | 100.00 |  |                |  |
|            | M   | 1,700 13.68                       | 1,464 11.78          | 2,248 18.09          | 1,624 13.07           | 715 5.75               | 673 5.42               | 265 2.13                | 12,425 | 100.00 |  |                |  |
|            | F   | 811 13.25                         | 420 6.86             | 1,073 17.52          | 484 7.90              | 80 1.31                | - -                    | - -                     | 6,123  | 100.00 |  |                |  |
| DEBRE ZIET | M+F | 2,434 16.13                       | 1,515 10.04          | 2,399 15.89          | 1,724 11.42           | 1,007 6.67             | 636 4.21               | 590 3.91                | 15,093 | 100.00 |  |                |  |
|            | M   | 1,374 15.09                       | 1,072 11.78          | 1,664 18.28          | 1,181 12.97           | 935 10.27              | 462 5.07               | 461 5.06                | 9,104  | 100.00 |  |                |  |
|            | F   | 1,060 17.70                       | 443 7.40             | 735 12.27            | 543 9.07              | 72 1.20                | 174 2.91               | 129 2.15                | 5,989  | 100.00 |  |                |  |
| NAZARETH   | M+F | 4,307 14.40                       | 3,133 10.47          | 4,111 13.74          | 4,322 14.45           | 2,303 7.70             | 873 2.92               | 1,614 5.39              | 29,919 | 100.00 |  |                |  |
|            | M   | 2,361 13.57                       | 1,844 10.60          | 2,448 14.07          | 2,933 16.86           | 1,360 7.82             | 734 4.22               | 1,107 6.36              | 17,393 | 100.00 |  |                |  |
|            | F   | 1,946 15.54                       | 1,289 10.29          | 1,663 13.28          | 1,389 11.09           | 943 7.53               | 139 1.11               | 507 4.05                | 12,526 | 100.00 |  |                |  |
| JIGJIGA    | M+F | 2,127 15.33                       | 2,171 15.64          | 2,346 16.91          | 1,969 14.19           | 1,100 7.93             | 680 4.90               | 630 4.54                | 13,877 | 100.00 |  |                |  |
|            | M   | 1,084 13.66                       | 1,258 15.85          | 1,384 17.44          | 1,272 16.03           | 701 8.83               | 563 7.10               | 448 5.65                | 7,935  | 100.00 |  |                |  |
|            | F   | 1,043 17.55                       | 913 15.37            | 962 16.19            | 697 11.73             | 399 6.71               | 117 1.97               | 182 3.06                | 5,942  | 100.00 |  |                |  |
| ASOSA      | M+F | 431 11.97                         | 669 18.57            | 604 16.77            | 633 17.57             | 227 6.30               | 161 4.47               | 135 3.75                | 3,602  | 100.00 |  |                |  |
|            | M   | 265 10.62                         | 428 17.15            | 489 19.60            | 511 20.48             | 178 7.13               | 132 5.29               | 105 4.21                | 2,495  | 100.00 |  |                |  |
|            | F   | 166 15.00                         | 241 21.77            | 115 10.39            | 122 11.02             | 49 4.43                | 29 2.62                | 30 2.71                 | 1,107  | 100.00 |  |                |  |
| AWASSA     | M+F | 2,432 12.62                       | 2,003 10.39          | 3,132 16.25          | 2,933 15.22           | 1,499 7.78             | 1,118 5.80             | 1,704 8.84              | 19,277 | 100.00 |  |                |  |
|            | M   | 1,799 12.76                       | 1,435 10.18          | 2,527 17.93          | 2,271 16.11           | 1,371 9.73             | 834 5.92               | 1,314 9.32              | 14,095 | 100.00 |  |                |  |
|            | F   | 633 12.22                         | 568 10.96            | 605 11.68            | 662 12.77             | 128 2.47               | 284 5.48               | 390 7.53                | 5,182  | 100.00 |  |                |  |
| GAMBELLA   | M+F | 672 14.91                         | 609 13.52            | 887 19.68            | 742 16.47             | 305 6.77               | 149 3.31               | 230 5.10                | 4,506  | 100.00 |  |                |  |
|            | M   | 498 15.92                         | 431 13.78            | 686 21.93            | 633 20.24             | 263 8.41               | 99 3.16                | 195 6.23                | 3,128  | 100.00 |  |                |  |
|            | F   | 174 12.63                         | 178 12.92            | 201 14.59            | 109 7.91              | 42 3.05                | 50 3.63                | 35 2.54                 | 1,378  | 100.00 |  |                |  |
| HARAR      | M+F | 2,637 13.53                       | 2,867 14.71          | 4,486 23.01          | 2,833 14.53           | 893 4.58               | 589 3.02               | 572 2.93                | 19,493 | 100.00 |  |                |  |
|            | M   | 1,368 13.03                       | 1,609 15.33          | 3,043 28.99          | 1,687 16.07           | 650 6.19               | 370 3.53               | 524 4.99                | 10,496 | 100.00 |  |                |  |
|            | F   | 1,269 14.10                       | 1,258 13.98          | 1,443 16.04          | 1,146 12.74           | 243 2.70               | 219 2.43               | 48 .53                  | 8,997  | 100.00 |  |                |  |
| DIRE DAWA  | M+F | 6,527 16.82                       | 5,283 13.61          | 6,775 17.45          | 4,271 11.00           | 2,273 5.86             | 1,171 3.02             | 1,516 3.91              | 38,815 | 100.00 |  |                |  |
|            | M   | 3,566 14.81                       | 4,067 16.89          | 4,926 20.45          | 3,161 13.12           | 1,909 7.93             | 854 3.55               | 996 4.14                | 24,084 | 100.00 |  |                |  |
|            | F   | 2,961 20.10                       | 1,216 8.25           | 1,849 12.55          | 1,110 7.54            | 364 2.47               | 317 2.15               | 520 3.53                | 14,731 | 100.00 |  |                |  |

Table 2a: Average Value of Expenditure i.e. All Payments(in Birr) by major Expenditure Items and Selected Urban Centers


| Major expenditure Item               |     | SELECTED URBAN CENTERS |         |          |          |           |         |            |          |          |         |          |          |         |           |
|--------------------------------------|-----|------------------------|---------|----------|----------|-----------|---------|------------|----------|----------|---------|----------|----------|---------|-----------|
|                                      |     | MEKELE                 | ASAYITA | GONDAR   | DESSIE   | BAHIR DAR | JIMMA   | DEBRE ZIET | NAZARETH | JIGJIGA  | ASSOSA  | AWASSA   | GAMBELLA | HARAR   | DIRE DAWA |
| Total- All Items                     | PHH | 8423.64                | 7642.01 | 10495.35 | 10028.19 | 9383.05   | 9356.47 | 9759.96    | 11652.49 | 11818.55 | 9295.33 | 12261.04 | 9519.89  | 8052.34 | 8932.56   |
|                                      | PP  | 2029.93                | 2645.37 | 2605.41  | 2350.63  | 2677.49   | 2003.01 | 2332.92    | 2589.69  | 2728.00  | 2686.04 | 2915.53  | 2296.14  | 2275.04 | 2267.92   |
|                                      | %   | 100.00                 | 100.00  | 100.00   | 100.00   | 100.00    | 100.00  | 100.00     | 100.00   | 100.00   | 100.00  | 100.00   | 100.00   | 100.00  | 100.00    |
| FOOD                                 | PHH | 3443.10                | 3513.31 | 4225.50  | 3710.33  | 3432.49   | 2935.15 | 3018.04    | 3163.55  | 4627.01  | 3617.38 | 3507.22  | 3956.69  | 3757.02 | 4507.44   |
|                                      | PP  | 846.65                 | 1100.98 | 1034.72  | 895.50   | 936.91    | 691.18  | 740.13     | 721.62   | 1115.40  | 1011.66 | 818.85   | 945.50   | 1047.14 | 1150.54   |
|                                      | %   | 40.87                  | 45.97   | 40.26    | 37.00    | 36.58     | 31.37   | 30.92      | 27.15    | 39.15    | 38.92   | 28.60    | 41.56    | 46.66   | 50.46     |
| BEVERAGES                            | PHH | 19.78                  | 39.46   | 37.68    | 39.84    | 13.59     | 9.02    | 30.49      | 44.02    | 10.26    | 46.91   | 33.22    | 96.02    | 20.10   | 45.03     |
|                                      | PP  | 5.07                   | 16.64   | 7.18     | 7.31     | 3.89      | 1.87    | 8.58       | 8.16     | 4.37     | 10.45   | 10.56    | 25.07    | 6.25    | 10.66     |
|                                      | %   | .23                    | .52     | .36      | .40      | .14       | .10     | .31        | .38      | .09      | .50     | .27      | 1.01     | .25     | .50       |
| CIGARETTES AND TOBACCO               | PHH | 2.34                   | 111.34  | 34.67    | 10.11    | 27.50     | 30.56   | 27.67      | 23.45    | 88.71    | 21.39   | 16.91    | 100.25   | 30.37   | 48.98     |
|                                      | PP  | 1.17                   | 41.51   | 8.52     | 2.25     | 12.35     | 7.52    | 9.74       | 5.49     | 22.31    | 7.12    | 3.63     | 22.05    | 8.05    | 13.44     |
|                                      | %   | .03                    | 1.46    | .33      | .10      | .29       | .33     | .28        | .20      | .75      | .23     | .14      | 1.05     | .38     | .55       |
| FOOD & DRINKS TAKEN AWAY FROM HOME   | PHH | 17.59                  | 341.02  | 63.20    | 52.01    | 189.38    | 132.92  | 120.48     | 122.52   | 98.95    | 167.31  | -        | 119.64   | 107.04  | 85.83     |
|                                      | PP  | 6.91                   | 193.82  | 34.40    | 28.56    | 81.86     | 44.58   | 52.92      | 44.55    | 67.49    | 111.12  | -        | 50.60    | 47.64   | 32.96     |
|                                      | %   | .21                    | 4.46    | .60      | .52      | 2.02      | 1.42    | 1.23       | 1.05     | .84      | 1.80    | -        | 1.26     | 1.33    | .96       |
| CLOTHING & FOOTWEAR                  | PHH | 511.62                 | 903.36  | 1206.79  | 956.77   | 1178.92   | 879.54  | 935.67     | 827.83   | 752.78   | 1261.48 | 1337.80  | 1035.15  | 960.85  | 494.84    |
|                                      | PP  | 125.26                 | 336.53  | 292.59   | 212.65   | 345.69    | 199.30  | 241.46     | 192.11   | 180.48   | 376.62  | 355.06   | 251.36   | 275.68  | 122.74    |
|                                      | %   | 6.07                   | 11.82   | 11.50    | 9.54     | 12.56     | 9.40    | 9.59       | 7.10     | 6.37     | 13.57   | 10.91    | 10.87    | 11.93   | 5.54      |
| RENT FUELS POWER WATER CONSTRUCTION  | PHH | 1576.85                | 1190.10 | 1923.22  | 1613.43  | 1511.10   | 1152.47 | 1579.69    | 1761.74  | 1677.06  | 1478.65 | 2267.40  | 1843.26  | 1272.64 | 1377.42   |
|                                      | PP  | 406.71                 | 415.52  | 469.09   | 385.62   | 410.32    | 271.53  | 377.85     | 393.12   | 419.06   | 434.86  | 532.29   | 439.57   | 358.37  | 349.89    |
|                                      | %   | 18.72                  | 15.57   | 18.32    | 16.09    | 16.10     | 12.32   | 16.19      | 15.12    | 14.19    | 15.91   | 18.49    | 19.36    | 15.80   | 15.42     |
| FURNITURE, FURNISHINGS HH. EQUIPMENT | PHH | 425.48                 | 565.01  | 753.57   | 575.63   | 881.12    | 470.73  | 584.20     | 697.56   | 476.12   | 894.89  | 754.08   | 595.34   | 448.27  | 385.97    |
|                                      | PP  | 109.66                 | 191.82  | 195.44   | 139.81   | 277.13    | 105.80  | 152.17     | 176.23   | 119.37   | 248.85  | 212.06   | 133.41   | 132.53  | 109.33    |
|                                      | %   | 5.05                   | 7.39    | 7.18     | 5.74     | 9.39      | 5.03    | 5.99       | 5.99     | 4.03     | 9.63    | 6.15     | 6.25     | 5.57    | 4.32      |
| MEDICAL CARE & HEALTH EXPENSES       | PHH | 36.87                  | 63.40   | 143.01   | 73.71    | 110.97    | 121.79  | 143.91     | 225.03   | 38.93    | 112.42  | 90.93    | 85.08    | 54.26   | 40.24     |
|                                      | PP  | 8.88                   | 20.12   | 33.89    | 18.88    | 29.55     | 26.27   | 36.50      | 46.91    | 9.40     | 29.31   | 24.34    | 17.35    | 17.75   | 10.22     |
|                                      | %   | .44                    | .83     | 1.36     | .73      | 1.18      | 1.30    | 1.47       | 1.93     | .33      | 1.21    | .74      | .89      | .67     | .45       |
| TRANSPORT AND COMMUNICATIONS         | PHH | 121.65                 | 125.36  | 268.36   | 229.50   | 228.65    | 327.42  | 544.51     | 730.95   | 85.64    | 209.55  | 544.38   | 220.79   | 287.09  | 228.01    |
|                                      | PP  | 25.62                  | 48.23   | 61.07    | 52.98    | 63.03     | 75.05   | 133.67     | 186.83   | 21.59    | 57.12   | 130.16   | 58.61    | 79.41   | 60.58     |
|                                      | %   | 1.44                   | 1.64    | 2.56     | 2.29     | 2.44      | 3.50    | 5.58       | 6.27     | .72      | 2.25    | 4.44     | 2.32     | 3.57    | 2.55      |
| RECREATION, ENTERTAINMENT EDUCATION  | PHH | 142.85                 | 99.51   | 524.10   | 174.07   | 249.65    | 285.22  | 313.28     | 433.62   | 315.97   | 304.46  | 439.27   | 273.38   | 295.52  | 160.96    |
|                                      | PP  | 33.82                  | 27.91   | 98.58    | 34.19    | 80.58     | 72.96   | 72.69      | 75.20    | 81.65    | 49.22   | 120.68   | 74.68    | 73.20   | 36.08     |
|                                      | %   | 1.70                   | 1.30    | 4.99     | 1.74     | 2.66      | 3.05    | 3.21       | 3.72     | 2.67     | 3.28    | 3.58     | 2.87     | 3.67    | 1.80      |
| PERSONAL CARE & EFFECTS              | PHH | 108.90                 | 121.79  | 175.39   | 102.01   | 134.93    | 119.67  | 122.90     | 118.39   | 187.60   | 180.48  | 216.84   | 130.57   | 143.29  | 72.27     |
|                                      | PP  | 30.71                  | 40.26   | 40.19    | 23.27    | 44.48     | 27.11   | 30.98      | 29.86    | 40.50    | 46.48   | 69.58    | 41.51    | 40.37   | 23.44     |
|                                      | %   | 1.29                   | 1.59    | 1.67     | 1.02     | 1.44      | 1.28    | 1.26       | 1.02     | 1.59     | 1.94    | 1.77     | 1.37     | 1.78    | .81       |
| MISCELLANEOUS GOODS & SERVICES       | PHH | 26.94                  | 343.18  | 248.61   | 35.93    | 49.90     | 40.43   | 59.96      | 67.78    | 106.71   | 57.84   | 395.64   | 23.20    | 62.35   | 151.06    |
|                                      | PP  | 4.95                   | 116.42  | 70.46    | 7.12     | 13.36     | 13.25   | 13.14      | 12.93    | 22.53    | 15.71   | 60.85    | 7.13     | 19.80   | 17.25     |
|                                      | %   | .32                    | 4.49    | 2.37     | .36      | .53       | .43     | .61        | .58      | .90      | .62     | 3.23     | .24      | .77     | 1.69      |
| HH. NON-CONSUMPTION EXPENDITURE      | PHH | 1989.66                | 225.17  | 891.27   | 2454.85  | 1374.86   | 2851.55 | 2279.17    | 3436.03  | 3352.82  | 942.57  | 2657.36  | 1040.52  | 613.53  | 1334.48   |
|                                      | PP  | 424.54                 | 95.61   | 259.29   | 542.49   | 378.33    | 466.60  | 463.09     | 696.69   | 623.83   | 287.53  | 577.47   | 229.32   | 168.85  | 330.78    |
|                                      | %   | 23.62                  | 2.95    | 8.49     | 24.48    | 14.65     | 30.48   | 23.35      | 29.49    | 28.37    | 10.14   | 21.67    | 10.93    | 7.62    | 14.94     |

Table 3a: Total Payment by Source of Payment and Selected Urban Centers

| Source of Receipts                           | SELECTED URBAN CENTERS |          |          |          |          |           |          |            |          |          |          |          |          |          |           |
|--|------------------------|----------|----------|----------|----------|-----------|----------|------------|----------|----------|----------|----------|----------|----------|-----------|
|  |                        | MEKELE   | ASAYITA  | GONDAR   | DESSIE   | BAHIR DAR | JIMMA    | DEBRE ZIET | NAZARETH | JIGJIGA  | ASSOSA   | AWASSA   | GAMBELLA | HARAR    | DIRE DAWA |
| Total  | PHH                    | 4,396.03 | 4,683.18 | 4,203.48 | 4,781.26 | 4,569.73  | 5,056.43 | 5,019.12   | 6,606.98 | 6,243.90 | 4,417.31 | 9,421.03 | 7,746.62 | 5,374.06 | 5,672.89  |
|  | PP                     | 1,044.53 | 1,712.00 | 1,036.17 | 1,106.21 | 1,282.99  | 1,148.27 | 1,256.65   | 1,454.07 | 1,571.16 | 1,446.32 | 2,242.31 | 1,889.18 | 1,507.42 | 1,483.28  |
|  | %                      | 100.00   | 100.00   | 100.00   | 100.00   | 100.00    | 100.00   | 100.00     | 100.00   | 100.00   | 100.00   | 100.00   | 100.00   | 100.00   | 100.00    |
| From own Agricultural enterprise             | PHH                    | 36.83    | 624.10   | 84.00    | 34.65    | 98.82     | 134.72   | 123.27     | 156.14   | 33.80    | 194.32   | 90.37    | 201.10   | 71.63    | 20.42     |
|  | PP                     | 3.91     | 146.31   | 13.06    | 7.68     | 17.93     | 28.38    | 30.81      | 35.71    | 6.82     | 52.25    | 12.18    | 44.16    | 14.04    | 3.12      |
|  | %                      | .84      | 13.33    | 2.00     | .72      | 2.16      | 2.66     | 2.46       | 2.36     | .54      | 4.40     | .96      | 2.60     | 1.33     | .36       |
| From household enterprise other than agri.   | PHH                    | 750.54   | 1,039.82 | 993.05   | 1,431.68 | 1,020.66  | 1,409.65 | 838.96     | 2,858.75 | 2,431.69 | 752.15   | 2,369.28 | 2,128.56 | 1,367.19 | 1,656.01  |
|  | PP                     | 148.26   | 414.96   | 292.08   | 310.20   | 243.41    | 313.54   | 195.51     | 547.28   | 493.34   | 184.97   | 444.39   | 464.43   | 354.50   | 406.71    |
|  | %                      | 17.07    | 22.20    | 23.62    | 29.94    | 22.34     | 27.88    | 16.72      | 43.27    | 38.95    | 17.03    | 25.15    | 27.48    | 25.44    | 29.19     |
| Gift and Remittance recived from government  | PHH                    | 18.80    | 31.34    | 5.95     | 39.48    | 7.59      | 12.20    | 2.75       | 7.93     | 9.05     | 33.17    | 14.16    | 11.12    | 14.14    | 19.65     |
|  | PP                     | 6.44     | 5.70     | 1.59     | 7.75     | 2.43      | 2.43     | .66        | 1.86     | 2.15     | 6.54     | 4.34     | 3.60     | 4.98     | 10.15     |
|  | %                      | .43      | .67      | .14      | .83      | .17       | .24      | .05        | .12      | .15      | .75      | .15      | .14      | .26      | .35       |
| Gift and Remittance recived from non governm | PHH                    | 53.21    | 3.28     | 17.34    | 22.74    | 8.60      | 31.72    | 28.43      | 9.94     | 13.92    | .34      | 10.64    | 78.21    | 10.20    | 11.62     |
|  | PP                     | 24.48    | .62      | 3.38     | 6.04     | 3.01      | 9.92     | 6.60       | 1.97     | 3.52     | .08      | 3.41     | 19.84    | 4.47     | 2.89      |
|  | %                      | 1.21     | .07      | .41      | .48      | .19       | .63      | .57        | .15      | .22      | .01      | .11      | 1.01     | .19      | .20       |
| Gift and Remittance recived from Households  | PHH                    | 140.02   | 104.44   | 264.42   | 427.04   | 271.73    | 404.64   | 369.04     | 433.68   | 671.16   | 202.61   | 445.73   | 201.63   | 503.09   | 403.72    |
|  | PP                     | 42.91    | 29.19    | 71.16    | 119.31   | 106.88    | 111.55   | 108.61     | 133.75   | 165.90   | 91.38    | 142.83   | 51.33    | 187.38   | 130.87    |
|  | %                      | 3.19     | 2.23     | 6.29     | 8.93     | 5.95      | 8.00     | 7.35       | 6.56     | 10.75    | 4.59     | 4.73     | 2.60     | 9.36     | 7.12      |
| Gift and Remittance recived from abroad      | PHH                    | -        | 86.65    | 147.98   | 63.15    | 33.30     | 9.61     | 127.66     | 51.28    | 191.43   | .79      | 178.26   | 41.04    | 55.83    | 161.67    |
|  | PP                     | -        | 43.24    | 27.37    | 10.79    | 10.07     | .89      | 22.33      | 12.83    | 32.84    | .07      | 27.83    | 4.89     | 14.09    | 33.13     |
|  | %                      | -        | 1.85     | 3.52     | 1.32     | .73       | .19      | 2.54       | .78      | 3.07     | .02      | 1.89     | .53      | 1.04     | 2.85      |
| Free collection (fire wood,dungcake, water,  | PHH                    | 37.02    | 47.20    | 227.76   | 36.22    | 22.20     | 114.65   | 87.39      | 36.87    | 120.54   | 239.46   | 98.35    | 214.35   | 28.87    | 75.67     |
|  | PP                     | 10.03    | 16.41    | 47.96    | 10.88    | 7.73      | 29.51    | 24.17      | 9.65     | 33.11    | 75.27    | 20.50    | 53.22    | 8.53     | 27.32     |
|  | %                      | .84      | 1.01     | 5.42     | .76      | .49       | 2.27     | 1.74       | .56      | 1.93     | 5.42     | 1.04     | 2.77     | .54      | 1.33      |
| Wages and salaries,bones, overtime and allow | PHH                    | 2,165.92 | 2,315.32 | 1,549.47 | 1,679.33 | 2,330.23  | 1,833.34 | 2,581.48   | 1,792.86 | 1,930.43 | 2,295.66 | 3,979.69 | 4,075.12 | 2,376.04 | 2,314.26  |
|  | PP                     | 538.72   | 929.03   | 347.85   | 400.16   | 706.50    | 431.87   | 665.85     | 429.67   | 621.60   | 777.76   | 1,210.62 | 1,082.61 | 656.49   | 606.04    |
|  | %                      | 49.27    | 49.44    | 36.86    | 35.12    | 50.99     | 36.26    | 51.43      | 27.14    | 30.92    | 51.97    | 42.24    | 52.61    | 44.21    | 40.80     |
| Pension or other social security benefits    | PHH                    | 121.60   | 7.41     | 80.82    | 134.01   | 108.30    | 93.13    | 291.14     | 189.72   | 57.24    | 15.96    | 177.09   | 35.84    | 212.26   | 225.04    |
|  | PP                     | 23.76    | 1.55     | 21.38    | 32.83    | 27.03     | 28.20    | 70.04      | 38.49    | 17.28    | 7.57     | 31.43    | 11.05    | 59.49    | 69.64     |
|  | %                      | 2.77     | .16      | 1.92     | 2.80     | 2.37      | 1.84     | 5.80       | 2.87     | .92      | .36      | 1.88     | .46      | 3.95     | 3.97      |
| From saving(bank,credit association, etc.)   | PHH                    | -        | 3.98     | 25.27    | 65.56    | -         | 1.57     | -          | -        | -        | 9.16     | 11.12    | 1.28     | 16.38    | 12.20     |
|  | PP                     | -        | .58      | 18.32    | 23.84    | -         | .63      | -          | -        | -        | 3.03     | 2.77     | .21      | 6.70     | 3.28      |
|  | %                      | -        | .09      | .60      | 1.37     | -         | .03      | -          | -        | -        | .21      | .12      | .02      | .30      | .22       |
| Interest and Royalties                       | PHH                    | -        | -        | .87      | .05      | -         | -        | -          | -        | -        | -        | -        | -        | -        | 9.56      |
|  | PP                     | -        | -        | .29      | .02      | -         | -        | -          | -        | -        | -        | -        | -        | -        | 3.11      |
|  | %                      | -        | -        | .02      | -        | -         | -        | -          | -        | -        | -        | -        | -        | -        | .17       |

Table 3a(Cont'd) Total Payment by Source of Payment and Selected Urban Centers

| Source of Receipts                            |     | SELECTED URBAN CENTERS |         |        |        |           |        |            |          |         |        |          |          |        |           |
|---|-----|------------------------|---------|--------|--------|-----------|--------|------------|----------|---------|--------|----------|----------|--------|-----------|
|   |     | MEKELE                 | ASAYITA | GONDAR | DESSIE | BAHIR DAR | JIMMA  | DEBRE ZIET | NAZARETH | JTGJIGA | ASSOSA | AWASSA   | GAMBELLA | HAGAR  | DIRE DAWA |
| Dividends(profit share)                       | PIH | -                      | -       | -      | -      | -         | 15.52  | -          | 10.84    | 15.02   | -      | .47      | -        | 1.58   | 2.77      |
|   | Pp  | -                      | -       | -      | -      | -         | 2.59   | -          | 1.45     | 1.97    | -      | .12      | -        | 1.58   | .28       |
|   | %   | -                      | -       | -      | -      | -         | .31    | -          | .16      | .24     | -      | -        | -        | .03    | .05       |
| Income from house rent                        | PIH | 1,056.80               | 392.57  | 555.24 | 793.72 | 609.64    | 460.38 | 498.68     | 894.28   | 523.85  | 452.85 | 1,213.28 | 612.35   | 529.76 | 576.11    |
|   | Pp  | 239.34                 | 113.55  | 138.58 | 159.97 | 138.01    | 107.61 | 111.29     | 180.47   | 124.18  | 113.77 | 244.81   | 135.72   | 146.35 | 128.89    |
|   | %   | 24.04                  | 8.38    | 13.21  | 16.60  | 13.34     | 9.10   | 9.94       | 13.54    | 8.39    | 10.25  | 12.88    | 7.90     | 9.86   | 10.16     |
| Income from rent other than house             | PIH | 1.15                   | -       | 4.77   | 2.51   | 1.01      | 2.89   | 3.18       | 16.28    | 8.43    | 5.28   | 61.34    | 1.10     | .83    | 3.83      |
|   | Pp  | .57                    | -       | 1.79   | .72    | .17       | 1.63   | 1.28       | 5.15     | 1.50    | .92    | 7.11     | .18      | .80    | 2.02      |
|   | %   | .03                    | -       | .11    | .05    | .02       | .06    | .06        | .25      | .13     | .12    | .65      | .01      | .02    | .07       |
| From sale of household fixed asset & personal | PIH | 2.38                   | -       | 3.70   | 10.52  | 1.21      | .35    | -          | 18.02    | 2.68    | .28    | .31      | 2.64     | -      | 93.20     |
|   | Pp  | .55                    | -       | 1.64   | 3.90   | .57       | .07    | -          | 8.83     | .67     | .09    | .04      | .26      | -      | 18.71     |
|   | %   | .05                    | -       | .09    | .22    | .01       | .01    | -          | .27      | .04     | .01    | -        | .03      | -      | 1.64      |
| Other current transfer                        | PIH | 11.75                  | 27.06   | 242.84 | 40.62  | 56.45     | 532.04 | 67.14      | 130.39   | 234.66  | 215.29 | 770.94   | 142.28   | 186.27 | 87.15     |
|   | Pp  | 5.56                   | 10.86   | 49.71  | 12.12  | 19.24     | 79.45  | 19.50      | 46.97    | 66.29   | 132.61 | 89.93    | 17.67    | 48.02  | 37.10     |
|   | %   | .27                    | .58     | 5.78   | .85    | 1.24      | 10.52  | 1.34       | 1.97     | 3.76    | 4.87   | 8.18     | 1.84     | 3.47   | 1.54      |





# **APPENDIX I**

## **Standard Errors and Coefficient of Variation (C.V) for Estimate**



**Table 1 Population Distribution by Expenditure Group (Country Total)**

| Expenditure Group | SEX    | Estimate   | Standard Error | C.V. (%) | 95% Confidence interval |            | Design Effect | Number of Observations |
|-------------------|--------|------------|----------------|----------|-------------------------|------------|---------------|------------------------|
|                   |        |            |                |          | Lower                   | Upper      |               |                        |
| Below 600 Birr    | Male   | 633        | 606            | 95.74    | -555                    | 1,821      | 0.85          | 3                      |
| Below 600 Birr    | Female | 16,618     | 5,901          | 35.51    | 5,052                   | 28,184     | 3.08          | 21                     |
| 600 - 999         | Male   | 39,257     | 8,512          | 21.68    | 22,574                  | 55,940     | 2.72          | 44                     |
| 600 - 999         | Female | 86,650     | 14,011         | 16.17    | 59,188                  | 114,112    | 3.34          | 116                    |
| 1000 - 1399       | Male   | 159,645    | 20,341         | 12.74    | 119,776                 | 199,513    | 3.82          | 218                    |
| 1000 - 1399       | Female | 272,904    | 27,990         | 10.26    | 218,044                 | 327,764    | 4.24          | 385                    |
| 1400 - 1999       | Male   | 660,700    | 51,783         | 7.84     | 559,205                 | 762,195    | 6.04          | 833                    |
| 1400 - 1999       | Female | 919,407    | 66,144         | 7.19     | 789,766                 | 1,049,048  | 7.11          | 1,201                  |
| 2000 - 2599       | Male   | 1,450,460  | 110,104        | 7.59     | 1,234,655               | 1,666,264  | 12.62         | 1,723                  |
| 2000 - 2599       | Female | 1,767,005  | 119,989        | 6.79     | 1,531,827               | 2,002,184  | 12.37         | 2,183                  |
| 2600 - 3399       | Male   | 3,041,122  | 151,450        | 4.98     | 2,744,280               | 3,337,964  | 11.73         | 3,517                  |
| 2600 - 3399       | Female | 3,457,437  | 146,685        | 4.24     | 3,169,935               | 3,744,940  | 9.75          | 4,156                  |
| 3400 - 4199       | Male   | 3,843,851  | 160,987        | 4.19     | 3,528,316               | 4,159,386  | 10.64         | 4,374                  |
| 3400 - 4199       | Female | 4,000,918  | 158,619        | 3.96     | 3,690,024               | 4,311,811  | 9.96          | 4,898                  |
| 4200 - 5399       | Male   | 5,350,014  | 209,680        | 3.92     | 4,939,042               | 5,760,987  | 13.36         | 6,612                  |
| 4200 - 5399       | Female | 5,535,597  | 215,690        | 3.90     | 5,112,845               | 5,958,350  | 13.71         | 7,163                  |
| 5400 - 6599       | Male   | 4,104,901  | 185,277        | 4.51     | 3,741,758               | 4,468,044  | 13.27         | 5,365                  |
| 5400 - 6599       | Female | 3,903,080  | 162,648        | 4.17     | 3,584,290               | 4,221,871  | 10.71         | 5,569                  |
| 6600 - 8999       | Male   | 4,455,821  | 202,155        | 4.54     | 4,059,597               | 4,852,045  | 14.65         | 6,807                  |
| 6600 - 8999       | Female | 4,361,269  | 196,906        | 4.51     | 3,975,333               | 4,747,205  | 14.18         | 7,200                  |
| 9000 - 12599      | Male   | 2,649,607  | 176,021        | 6.64     | 2,304,606               | 2,994,608  | 18.05         | 4,722                  |
| 9000 - 12599      | Female | 2,465,356  | 146,380        | 5.94     | 2,178,451               | 2,752,261  | 13.37         | 5,010                  |
| 12600 - 16199     | Male   | 913,256    | 87,497         | 9.58     | 741,762                 | 1,084,750  | 12.53         | 1,987                  |
| 12600 - 16199     | Female | 852,301    | 75,133         | 8.82     | 705,040                 | 999,562    | 9.89          | 2,178                  |
| 16200 - 19999     | Male   | 339,042    | 45,723         | 13.49    | 249,425                 | 428,658    | 9.12          | 1,099                  |
| 16200 - 19999     | Female | 334,665    | 40,227         | 12.02    | 255,819                 | 413,510    | 7.15          | 1,229                  |
| 20000 & Over      | Male   | 486,278    | 50,494         | 10.38    | 387,311                 | 585,245    | 7.78          | 1,734                  |
| 20000 & Over      | Female | 486,445    | 49,313         | 10.14    | 389,791                 | 583,098    | 7.41          | 1,921                  |
| Total             |        | 55,954,238 | 869,483        | 1.55     | 54,250,051              | 57,658,425 | *****         | 82,268                 |

**Table 1 Population Distribution by Expenditure Group (Country Rural)**

| Expenditure Group | Sex    | Estimate   | Standard Error | C.V. (%) | 95% Confidence interval |            | Design Effect | Number of Observations |
|-------------------|--------|------------|----------------|----------|-------------------------|------------|---------------|------------------------|
|                   |        |            |                |          | Lower                   | Upper      |               |                        |
| Below 600 Birr    | Male   | 633        | 606            | 95.74    | -555                    | 1,821      | 0.51          | 3                      |
| Below 600 Birr    | Female | 14,726     | 5,790          | 39.32    | 3,378                   | 26,073     | 2.01          | 15                     |
| 600 - 999         | Male   | 38,229     | 8,836          | 23.11    | 20,910                  | 55,548     | 1.81          | 39                     |
| 600 - 999         | Female | 74,289     | 13,982         | 18.82    | 46,884                  | 101,693    | 2.33          | 64                     |
| 1000 - 1399       | Male   | 145,562    | 20,741         | 14.25    | 104,908                 | 186,215    | 2.62          | 169                    |
| 1000 - 1399       | Female | 235,233    | 28,529         | 12.13    | 179,317                 | 291,149    | 3.08          | 249                    |
| 1400 - 1999       | Male   | 597,814    | 54,450         | 9.11     | 491,093                 | 704,535    | 4.44          | 588                    |
| 1400 - 1999       | Female | 795,399    | 68,422         | 8.60     | 661,291                 | 929,506    | 5.30          | 722                    |
| 2000 - 2599       | Male   | 1,328,627  | 116,178        | 8.74     | 1,100,918               | 1,556,336  | 9.24          | 1,195                  |
| 2000 - 2599       | Female | 1,576,447  | 128,856        | 8.17     | 1,323,890               | 1,829,003  | 9.63          | 1,383                  |
| 2600 - 3399       | Male   | 2,813,190  | 176,797        | 6.28     | 2,466,668               | 3,159,713  | 10.44         | 2,423                  |
| 2600 - 3399       | Female | 3,136,627  | 178,984        | 5.71     | 2,785,819               | 3,487,435  | 9.66          | 2,613                  |
| 3400 - 4199       | Male   | 3,549,701  | 190,375        | 5.36     | 3,176,566               | 3,922,835  | 9.75          | 2,967                  |
| 3400 - 4199       | Female | 3,643,569  | 189,211        | 5.19     | 3,272,715               | 4,014,422  | 9.40          | 3,089                  |
| 4200 - 5399       | Male   | 4,837,543  | 249,058        | 5.15     | 4,349,390               | 5,325,697  | 12.61         | 4,246                  |
| 4200 - 5399       | Female | 4,945,938  | 253,904        | 5.13     | 4,448,286               | 5,443,590  | 12.85         | 4,257                  |
| 5400 - 6599       | Male   | 3,704,052  | 217,826        | 5.88     | 3,277,113               | 4,130,990  | 12.27         | 3,155                  |
| 5400 - 6599       | Female | 3,427,280  | 194,345        | 5.67     | 3,046,363               | 3,808,197  | 10.50         | 2,999                  |
| 6600 - 8999       | Male   | 3,822,396  | 235,940        | 6.17     | 3,359,954               | 4,284,838  | 13.99         | 3,428                  |
| 6600 - 8999       | Female | 3,651,289  | 224,006        | 6.13     | 3,212,238               | 4,090,340  | 13.15         | 3,312                  |
| 9000 - 12599      | Male   | 2,179,930  | 187,959        | 8.62     | 1,811,530               | 2,548,330  | 15.02         | 1,977                  |
| 9000 - 12599      | Female | 1,921,921  | 159,002        | 8.27     | 1,610,277               | 2,233,564  | 12.12         | 1,821                  |
| 12600 - 16199     | Male   | 668,694    | 91,932         | 13.75    | 488,508                 | 848,881    | 11.34         | 635                    |
| 12600 - 16199     | Female | 557,222    | 75,769         | 13.60    | 408,714                 | 705,730    | 9.22          | 556                    |
| 16200 - 19999     | Male   | 179,647    | 43,549         | 24.24    | 94,291                  | 265,004    | 9.38          | 244                    |
| 16200 - 19999     | Female | 157,479    | 36,614         | 23.25    | 85,715                  | 229,242    | 7.56          | 220                    |
| 20000 & Over      | Male   | 207,352    | 41,783         | 20.15    | 125,457                 | 289,247    | 7.48          | 241                    |
| 20000 & Over      | Female | 168,568    | 38,352         | 22.75    | 93,398                  | 243,738    | 7.75          | 200                    |
| Total             |        | 48,379,355 | 1,631,581      | 3.37     | 45,181,457              | 51,577,253 | *****         | 42,810                 |

**Table 1 Population Distribution by Expenditure Group (Country Urban)**

| Expenditure Group | Sex    | Estimate  | Standard Error | C.V. (%) | 95% Confidence interval |           | Design Effect | Number of Observations |
|-------------------|--------|-----------|----------------|----------|-------------------------|-----------|---------------|------------------------|
|                   |        |           |                |          | Lower                   | Upper     |               |                        |
| Below 600 Birr    | Male   | 0         | 0 *            | *****    | 0                       | 0         | *****         | -                      |
| Below 600 Birr    | Female | 1,892     | 1,059          | 55.98    | -184                    | 3,969     | 3.09          | 6                      |
| 600 - 999         | Male   | 1,028     | 568            | 55.28    | -86                     | 2,142     | 1.64          | 5                      |
| 600 - 999         | Female | 12,361    | 2,912          | 23.56    | 6,654                   | 18,068    | 3.58          | 52                     |
| 1000 - 1399       | Male   | 14,083    | 2,753          | 19.55    | 8,687                   | 19,478    | 2.81          | 49                     |
| 1000 - 1399       | Female | 37,671    | 6,160          | 16.35    | 25,597                  | 49,745    | 5.27          | 136                    |
| 1400 - 1999       | Male   | 62,886    | 8,788          | 13.97    | 45,662                  | 80,111    | 6.45          | 245                    |
| 1400 - 1999       | Female | 124,008   | 13,921         | 11.23    | 96,722                  | 151,294   | 8.28          | 479                    |
| 2000 - 2599       | Male   | 121,833   | 16,680         | 13.69    | 89,140                  | 154,526   | 12.09         | 528                    |
| 2000 - 2599       | Female | 190,559   | 20,926         | 10.98    | 149,543                 | 231,575   | 12.28         | 800                    |
| 2600 - 3399       | Male   | 227,932   | 20,529         | 9.01     | 187,695                 | 268,169   | 9.93          | 1,094                  |
| 2600 - 3399       | Female | 320,810   | 27,172         | 8.47     | 267,554                 | 374,067   | 12.52         | 1,543                  |
| 3400 - 4199       | Male   | 294,150   | 29,138         | 9.91     | 237,040                 | 351,261   | 15.64         | 1,407                  |
| 3400 - 4199       | Female | 357,349   | 28,935         | 8.10     | 300,635                 | 414,062   | 12.81         | 1,809                  |
| 4200 - 5399       | Male   | 512,471   | 41,371         | 8.07     | 431,384                 | 593,558   | 18.66         | 2,366                  |
| 4200 - 5399       | Female | 589,659   | 41,492         | 7.04     | 508,335                 | 670,984   | 16.49         | 2,906                  |
| 5400 - 6599       | Male   | 400,849   | 32,554         | 8.12     | 337,043                 | 464,655   | 14.54         | 2,210                  |
| 5400 - 6599       | Female | 475,800   | 36,808         | 7.74     | 403,656                 | 547,944   | 15.83         | 2,570                  |
| 6600 - 8999       | Male   | 633,425   | 53,671         | 8.47     | 528,231                 | 738,619   | 25.85         | 3,379                  |
| 6600 - 8999       | Female | 709,979   | 48,920         | 6.89     | 614,097                 | 805,862   | 19.37         | 3,888                  |
| 9000 - 12599      | Male   | 469,677   | 36,136         | 7.69     | 398,851                 | 540,503   | 15.44         | 2,745                  |
| 9000 - 12599      | Female | 543,435   | 37,143         | 6.83     | 470,635                 | 616,235   | 14.25         | 3,189                  |
| 12600 - 16199     | Male   | 244,562   | 24,167         | 9.88     | 197,195                 | 291,929   | 12.85         | 1,352                  |
| 12600 - 16199     | Female | 295,079   | 26,543         | 9.00     | 243,054                 | 347,104   | 12.94         | 1,622                  |
| 16200 - 19999     | Male   | 159,394   | 18,116         | 11.37    | 123,888                 | 194,901   | 10.96         | 855                    |
| 16200 - 19999     | Female | 177,186   | 19,163         | 10.81    | 139,627                 | 214,745   | 11.05         | 1,009                  |
| 20000 & Over      | Male   | 278,926   | 33,198         | 11.90    | 213,858                 | 343,994   | 21.37         | 1,493                  |
| 20000 & Over      | Female | 317,876   | 36,273         | 11.41    | 246,781                 | 388,972   | 22.51         | 1,721                  |
| Total             |        | 7,574,883 | 386,057        | 5.10     | 6,818,211               | 8,331,555 | *****         | 39,458                 |

**Table 2 Household Distribution by expenditure group (Country Total)**

| Expenditure Group | Estimate   | Standard Error | C.V. (%) | 95% Confidence Interval |            | Design Effect | NO. of Obser. |
|-------------------|------------|----------------|----------|-------------------------|------------|---------------|---------------|
|                   |            |                |          | Lower                   | Upper      |               |               |
| Below 600 Birr    | 14,660     | 4,795          | 32.71    | 5,261                   | 24,059     | 2.37          | 21            |
| 600 - 999         | 88,153     | 11,733         | 13.31    | 65,156                  | 111,151    | 2.38          | 117           |
| 1000 - 1399       | 213,078    | 19,877         | 9.33     | 174,119                 | 252,038    | 2.86          | 292           |
| 1400 - 1999       | 593,706    | 36,477         | 6.14     | 522,212                 | 665,200    | 3.57          | 773           |
| 2000 - 2599       | 955,548    | 54,626         | 5.72     | 848,481                 | 1,062,615  | 5.15          | 1,194         |
| 2600 - 3399       | 1,641,949  | 64,231         | 3.91     | 1,516,057               | 1,767,842  | 4.43          | 2,062         |
| 3400 - 4199       | 1,731,550  | 61,620         | 3.56     | 1,610,774               | 1,852,326  | 3.91          | 2,180         |
| 4200 - 5399       | 2,141,178  | 71,492         | 3.34     | 2,001,053               | 2,281,303  | 4.44          | 2,928         |
| 5400 - 6599       | 1,423,497  | 56,784         | 3.99     | 1,312,200               | 1,534,794  | 3.91          | 2,113         |
| 6600 - 8999       | 1,430,129  | 60,168         | 4.21     | 1,312,200               | 1,548,058  | 4.37          | 2,527         |
| 9000 - 12599      | 750,269    | 43,366         | 5.78     | 665,272                 | 835,266    | 4.05          | 1,617         |
| 12600 - 16199     | 244,782    | 20,625         | 8.43     | 204,357                 | 285,206    | 2.68          | 655           |
| 16200 - 19999     | 95,567     | 10,138         | 10.61    | 75,697                  | 115,437    | 1.64          | 347           |
| 20000 & Over      | 140,615    | 14,188         | 10.09    | 112,805                 | 168,424    | 2.19          | 508           |
| Total             | 11,464,682 | 157,240        | 1.37     | 11,156,492              | 11,772,873 | *****         | 17,334        |

Table 2 Household Distribution by expenditure group (Country Rural)

| Expenditure Group | Estimate  | Standard Error | C.V. (%) | 95% Confidence Interval |            | Design Effect | NO. Obser. |
|-------------------|-----------|----------------|----------|-------------------------|------------|---------------|------------|
|                   |           |                |          | Lower                   | Upper      |               |            |
| Below 600 Birr    | 12,768    | 4,664          | 36.53    | 3,626                   | 21,909     | 1.51          | 15         |
| 600 - 999         | 76,286    | 11,914         | 15.62    | 52,934                  | 99,637     | 1.66          | 68         |
| 1000 - 1399       | 184,098   | 20,419         | 11.09    | 144,077                 | 224,120    | 2.04          | 184        |
| 1400 - 1999       | 512,490   | 38,927         | 7.60     | 436,194                 | 588,787    | 2.76          | 449        |
| 2000 - 2599       | 846,821   | 59,672         | 7.05     | 729,864                 | 963,778    | 4.07          | 740        |
| 2600 - 3399       | 1,466,634 | 79,518         | 5.42     | 1,310,779               | 1,622,490  | 4.48          | 1,226      |
| 3400 - 4199       | 1,560,949 | 76,240         | 4.88     | 1,411,519               | 1,710,379  | 3.91          | 1,304      |
| 4200 - 5399       | 1,889,843 | 89,042         | 4.71     | 1,715,321               | 2,064,366  | 4.59          | 1,652      |
| 5400 - 6599       | 1,242,271 | 68,476         | 5.51     | 1,108,058               | 1,376,484  | 3.82          | 1,099      |
| 6600 - 8999       | 1,175,429 | 69,608         | 5.92     | 1,038,997               | 1,311,862  | 4.14          | 1,095      |
| 9000 - 12599      | 574,414   | 47,011         | 8.18     | 482,273                 | 666,555    | 3.61          | 554        |
| 12600 - 16199     | 161,232   | 20,822         | 12.91    | 120,420                 | 202,044    | 2.42          | 160        |
| 16200 - 19999     | 42,541    | 9,198          | 21.62    | 24,513                  | 60,569     | 1.76          | 55         |
| 20000 & Over      | 55,755    | 11,681         | 20.95    | 32,861                  | 78,649     | 2.17          | 59         |
| Total             | 9,801,532 | 320,926        | 3.27     | 9,172,517               | 10,430,547 | *****         | 8,660      |

Table 2 Household Distribution by expenditure group (Country Urban)

| Expenditure Group | Estimate  | Standard Error | C.V. (%) | 95% Confidence Interval |           | Design Effect | No. of Obs. |
|-------------------|-----------|----------------|----------|-------------------------|-----------|---------------|-------------|
|                   |           |                |          | Lower                   | Upper     |               |             |
| Below 600 Birr    | 1,892     | 1,059          | 55.98    | -184                    | 3,969     | 3.10          | 6           |
| 600 - 999         | 11,868    | 2,691          | 22.68    | 6,593                   | 17,143    | 3.21          | 49          |
| 1000 - 1399       | 28,980    | 3,932          | 13.57    | 21,274                  | 36,686    | 2.83          | 108         |
| 1400 - 1999       | 81,216    | 9,044          | 11.14    | 63,490                  | 98,942    | 5.52          | 324         |
| 2000 - 2599       | 108,727   | 11,189         | 10.29    | 86,796                  | 130,658   | 6.42          | 454         |
| 2600 - 3399       | 175,315   | 13,709         | 7.82     | 148,446                 | 202,184   | 6.25          | 836         |
| 3400 - 4199       | 170,601   | 12,738         | 7.47     | 145,635                 | 195,568   | 5.53          | 876         |
| 4200 - 5399       | 251,335   | 16,948         | 6.74     | 218,117                 | 284,552   | 7.02          | 1,276       |
| 5400 - 6599       | 181,226   | 13,347         | 7.36     | 155,066                 | 207,386   | 5.75          | 1,014       |
| 6600 - 8999       | 254,700   | 16,827         | 6.61     | 221,718                 | 287,681   | 6.85          | 1,432       |
| 9000 - 12599      | 175,855   | 10,999         | 6.25     | 154,297                 | 197,414   | 4.01          | 1,063       |
| 12600 - 16199     | 83,550    | 7,340          | 8.79     | 69,162                  | 97,937    | 3.54          | 495         |
| 16200 - 19999     | 53,026    | 5,542          | 10.45    | 42,164                  | 63,889    | 3.12          | 292         |
| 20000 & Over      | 84,859    | 9,684          | 11.41    | 65,879                  | 103,839   | 6.07          | 449         |
| Total             | 1,663,150 | 82,947         | 4.99     | 1,500,575               | 1,825,726 | *****         | 8,674       |



# **APPENDIX II**

## **Estimation Procedures of Totals, Ratio and Sampling Errors**

1000 1000 1000

1000 1000

1000 1000 1000 1000

1000 1000

1000 1000

1000 1000

1000

1000

1000

## Estimation procedures of total, ratio and sampling errors

1. Estimate of domain total  $\hat{Y}_h$  in stratified two stage is given by:

$$\hat{Y}_h = \sum_{i=1}^{n_h} \frac{M_h H_{hi}}{n_h M_{hi} h_{hi}} \sum_{j=1}^{h_{hi}} y_{hij} \quad (1)$$

2. The estimate of domain total  $\hat{Y}_h$  in stratified three stage is given by:

$$\hat{Y}_h = \sum_{i=1}^{n_h} \frac{M_h}{n_h n_{hi}} \sum_{j=1}^{n_{hi}} \frac{H_{hij}}{M_{hij} h_{hij}} \sum_{k=1}^{h_{hij}} Y_{hijk} \quad (2)$$

Where:

$M_h$  = Total number of households in stratum h obtained from the sampling frame.

$M_{hi}$  = Total number of households in PSU, in stratum h obtained from the sampling frame.

$n_h$  = Number of sample EAs successfully covered in stratum h.

$H_{hi}$  = Total number of households obtained from the survey listing in EA i stratum h.

$h_{hi}$  = Sample households successfully covered in EA i and stratum h.

$M_{hij}$  = Total number of households in EA (SSU) j, urban center/PSU i and stratum h obtained from the sampling frame,

$n_{hi}$  = Number of sample EAs successfully covered in urban center/PSU i stratum h.

$H_{hij}$  = Total number of households obtained from survey listing in EA j urban i and stratum h.

$h_{hij}$  = Sample household successfully covered in the third stage.

$y_{hijk}$  = The observed value of a characteristic y for household k in EA j, urban i and stratum h.

3. Sampling error of the estimates:

$$V(\hat{y}_h) = \frac{n_h}{n_h - 1} \left[ \sum_{i=1}^{n_h} \hat{y}_{hi}^2 - \frac{\hat{y}_h^2}{n_h} \right] \text{-----} \quad (3)$$

in which  $\hat{y}_{hi} = W_{hi} \sum_{j=1}^{h_{hi}} Y_{hij}$  for two stage

$$\text{and } \hat{y}_{hi} = \sum_{j=1}^{n_{hi}} W_{hij} \sum_{k=1}^{h_{hij}} Y_{hijk}$$

$$V(\hat{Y}_h) \sum_h V(\hat{y}_h) \text{-----} \quad (4)$$

$$\text{S.E. } (\hat{Y}_h) = \sqrt{\text{Var}(\hat{Y}_h)} \text{-----} \quad (5)$$

Coefficient of domain total

$$CV(\hat{Y}_h) = \sqrt{\frac{\text{Var}(\hat{Y}_h)}{\hat{Y}_h}} \times 100 \text{-----} \quad (6)$$

Ninety five confidence interval (CI) of domain total:

$$\hat{Y}_h \pm 1.96 SE(\tilde{Y}_h) \text{-----} \quad (7)$$

## **Estimation of calorie Intake Based on Household Expenditure on Hotels and Restaurants**

Members of households were subjected to expend on food and drinks out of home especially on hotels and restaurants during the survey period. Though, it is not possible to weigh quantity of food and drinks. As a result it is not an easy task to calculate calorie intakes for those items consumed out of home. To minimize the problem of generating calorie intakes the following estimation procedures were applied based on the nature of batch of consumption items. The batches of consumption items are; -

- Alcoholic and non-alcoholic drinks
- Cup of tea, coffee and milk
- Meal (hotel food)

### **To arrive at reasonable estimates the following three variables were used**

- a. Calorie content of an item, i.e., per gram/cubic centimeter calorie
- b. Price of an item
- c. Total expenditure on batch of items

Price of different items are taken from the monthly survey for retail prices of hotel food and bed room services conducted by the CSA.

The following locally produced alcoholic and non-alcoholic drinks are used for estimation.

#### **i. Alcoholic drinks**

1. Araki (sprit) - factory produced
2. Cognac - factory produced
3. Brandz - factory produced
4. Gin - factory produced
5. Wine - factory produced

6. Beer - factory produced
7. 'Tela' (local beer) - home made
8. Mead ('tej') - home made
9. 'Katikala' (local liquor) - home made

ii. **Non-alcoholic drinks**

1. Coca cola
2. Fanta
3. Sprite
4. Pepsi cola
5. Mirinda
6. Juice- mixture

**Calorie Estimation**

a. **Alcoholic Drinks**

$$\hat{C} = V \sum_{i=1}^9 \frac{q_i c_i}{p_i}$$

where  $\hat{C}$  is estimated total calorie

$V$  is total value of expenditure spent on alcoholic drinks

$q_i$  is quantity of item  $i$

$C_i$  is per cubic centimeter calorie of item  $i$

$P_i$  is per bottle price of item  $i$

$$i = 1, \dots, 9$$

b. **Non- Alcoholic**

$$\hat{C} = V \sum_{i=1}^6 \frac{q_i c_i}{p_i}$$

where  $\hat{C}_i$  is estimated calorie

$V$  is total value of expenditure spend on non-alcoholic drinks

$q_i$  is quantity of item  $i$

$C_i$  is per gram/cc calorie of item  $i$

$P_i$  is per bottle/glass price of item

$i = 1, \dots, 6$

### iii Cup of Tea, Coffee and Milk

step 1. Ingredients to be used for the preparation of an item are identified.

step 2. Quantity of ingredients which will be used to prepare a cup of an item are estimated

step 3. Gram/cc calorie of an ingredient is assigned in order to get total calorie content of a cup of an item.

step 4. Average price per cup of an item is used.

step 5. Total value of expenditure spent on a specified item (coffee, tea, milk) is used.

Based on the above steps the following table is prepared.

**Table 1**      **Volume of a cup of an Item and Assumed Quantity of Ingredients (gm)**

| Item          | Volume (cc) | Ingredients (gm) |            |        |
|---------------|-------------|------------------|------------|--------|
|               |             | Sugar            | Tea Leaves | Coffee |
| Cup of Tea    | 130         | 10               | 1          | -      |
| Cup of Coffee | 80          | 7                | -          | 10     |
| Cup of Milk   | 170         | 10               | -          | -      |

### **Calorie Estimation**

**a. For cup of Tea**

$$\hat{C}_t = \frac{V_t}{P_t}(q_s c_s + q_t c_t)$$

**b. For cup of Coffee**

$$\hat{C}_b = \frac{V_c}{P_c}(q_s c_s + q_b c_b)$$

**c. For cup of Milk**

$$\hat{C}_m = \frac{V_m}{P_m}(q_m c_m + q_s c_s)$$

Where,  $\hat{C}$  stands for total calories estimated for respective items (tea, coffee or milk)

$V_t$  = total value of expenditure spent on Tea

$V_b$  = total value of expenditure spent on coffee

$V_m$  = Total value of expenditure spent on milk

$P_t$ ,  $P_b$  and  $P_m$  are price of a cup of tea, coffee and milk respectively.

q = quantity    c = Calorie

S, t, b and m = stands for sugar, tea, coffee and milk respectively

### **IV. Expenditure On Meat**

#### **ξ Assumptions**

1. Only eleven types of food items (meals) are considered as a basic food consumed in Hotels and Restaurants by Households.



2. Out of total household expenditure spent on food baskets (meals) in hotels and restaurants 80 percent is assumed to spent for lunch and dinner, while the remaining 20 percent for breakfast.

Here, based on the Retail Price Survey on Hotel food and bed room services eleven meal types frequently prepared in restaurants and mostly consumed by customers were identified and classified into two groups.

**Group I. Seven types of meal for Lunch and Dinner**

**Group II. Four types of meal for Breakfast**

The types of meal ingredients used for preparation and estimated quantity of the ingredients are as given in the following table.

**Table 2 Type of Meal and Estimated Quantity of Ingredients**

| Group                        | Meal Type        | Quantity of Ingredients (Gram/CC) |                 |        |            |      |                |            |        |        |     |
|------------------------------|------------------|-----------------------------------|-----------------|--------|------------|------|----------------|------------|--------|--------|-----|
|                              |                  | Floor for Injera                  | Floor for Bread | Pulses | Vegetables | Meat | Pasta Products | Edible Oil | Butter | Spices | Egg |
| I.<br>LUNCH<br>AND<br>DINNER | 1. 'Keywot'      | 200                               | -               | -      | 10         | 100  | -              | 10         | -      | 15     | -   |
|                              | 2. 'Alichawot'   | 200                               | -               | -      | 10         | 100  | -              | 10         | -      | -      | -   |
|                              | 3. 'Kikil'       | 200                               | -               | -      | 10         | 150  | -              | 10         | -      | -      | -   |
|                              | 4. 'tibs'        | 200                               | -               | -      | -          | 200  | -              | 5          | 5      | -      | -   |
|                              | 5. Fasting food  | 200                               | -               | 100    | 150        | -    | -              | 10         | -      | 10     | -   |
|                              | 6. Pasta         | -                                 | 120             | -      | 10         | -    | 100            | 10         | -      | 10     | -   |
|                              | Product          | 200                               | -               | -      | -          | 250  | -              | -          | 20     | -      | -   |
|                              | 7. 'Kitfo'       |                                   |                 |        |            |      |                |            |        |        |     |
| II.<br>BREAK<br>FAST         | 1. 'Dulet'       | 200                               | -               | -      | 10         | 150  | -              | 5          | 5      | -      | -   |
|                              | 2. 'Firfir'      | 200                               | -               | -      | 10         | 20   | -              | 10         | -      | 10     | -   |
|                              | 3. Scrambled egg | -                                 | 120             | -      | -          | -    | -              | 10         | -      | -      | 98  |
|                              | 4. Bread         | -                                 | 120             | -      | -          | -    | -              | -          | -      | -      | -   |

Since calorie contents varying from item to item, average calorie content of items which are assumed to be inputs of ingredients, Hence, the following items are assumed to be considered as possible imputes for the preparation different ingredients.

### Food Items Assumed to be Used for in the Preparation if Ingredients

Table 3

| Ingredient     | Food Items  |
|----------------|---|
| 'Injera'       | 'Teff', Wheat, Barley, Maize, Sorghum, African millet                     |
| Bread          | Wheat, Barley, Maize, Sorghum   |
| Pulses         | Horse beans, Chick peas, Peas, Mixed Pulses, Vetch, Lentils Haricot beans |
| Spices         | Pepper Milled   |
| Pasta Products | Spaghetti, Macaroni   |
| Vegetables     | Onion, Cauliflower, Carrot, Potatoes, Tomato, Spinach, Pepper green       |
| Meat           | Beef, Mutton, Chicken, Goat meat  |

### Calorie Estimation

$$\hat{C} = V \sum_{i=1}^n w_i \sum_{j=1}^m \left( \frac{1}{p_j} \sum_{k=1}^m q_k c_k \right) \approx \dots$$

Where

$q_k$  = is quantity of an item k used for the preparation of meal j

$c_k$  = is per gm/cc calorie of an item k

$p_j$  = is average price of meal j

$w_i$  = is weight given to group of meals, i.e., 0.8 for lunch and dinner and 0.2 for breakfast

$v$  = is total value of expenditure spent on meal

$\hat{C}$  = estimated total calories

# **APPENDIX III**

## **Survey Questionnaire**



CENTRAL STATISTICAL AUTHORITY  
THE NATIONAL INTEGRATED HOUSEHOLD SURVEY PROGRAM  
HOUSEHOLD INCOME, CONSUMPTION AND EXPENDITURE SURVEY QUESTIONNAIRE (1999/2000)

Form 1

**Section 1: Area Identification**

|         |   |   |   |        |   |          |   |        |    |                 |    |             |    |           |    |                     |    |              |    |                      |  |
|---------|---|---|---|--------|---|----------|---|--------|----|-----------------|----|-------------|----|-----------|----|---------------------|----|--------------|----|----------------------|--|
| 1 month |   |   |   | 3 Zone |   | 4 Wereda |   | 5 Town |    | 6 Higher/Wereda |    | 7 Kebele/FA |    | 8 EA code |    | 9 Household Ser.No. |    | 10 Household |    | 11 Head of Household |  |
| 1       | 2 | 3 | 4 | 5      | 6 | 7        | 8 | 9      | 10 | 11              | 12 | 13          | 14 | 15        | 16 | 17                  | 18 | 19           | 20 |                      |  |

**Section 2: Household Characteristics**

|                           |                           |                         |     |     |                    |                |  |    |   |                      |                        |  |  |    |   |    |                    |    |  |    |                             |    |  |    |  |  |  |  |  |  |  |  |  |
|---------------------------|---------------------------|-------------------------|-----|-----|--------------------|----------------|--|----|---|----------------------|------------------------|--|--|----|---|----|--------------------|----|--|----|-----------------------------|----|--|----|--|--|--|--|--|--|--|--|--|
| 12                        |                           | 13                      |     | 14  |                    | 15             |  | 16 |   | 17                   |                        | 18   |  | 19 |   | 20 |                    | 21 |  | 22 |                             | 23 |  | 24 |  |  |  |  |  |  |  |  |  |
| For all household members |                           |                         |     |     |                    |                |  |    |   | Age 5 years and over |                        | From column 19-24 ask for members aged 10 years and over |  |    |   |    |                    |    |  |    |                             |    |  |    |  |  |  |  |  |  |  |  |  |
| Ser. No                   | List of household members | Relation to head of h/h | Sex | Age | Educational status | Marital Status | Economic Status  |    |   |                      |                        |  |  |    |   |    |                    |    |  |    |                             |    |  |    |  |  |  |  |  |  |  |  |  |
|                           |                           |                         |     |     |                    |                | Was engaged in productive work during the last 12 months |    | If "Yes" in column 20                       |                      | If code 5 in column 22 |  |  |    |   |    |                    |    |  |    |                             |    |  |    |  |  |  |  |  |  |  |  |  |
|                           |                           |                         |     |     |                    |                | Yes  |    | If "No" in column 20 reason for not working |                      | Type of employment     |  | What was the main Occupation during the last 12 months ? |    | Sector of public employment                 |    |                    |    |  |    |                             |    |  |    |  |  |  |  |  |  |  |  |  |
|                           |                           |                         |     |     |                    |                | No   |    |   |                      |                        |  |  |    |   |    |                    |    |  |    |                             |    |  |    |  |  |  |  |  |  |  |  |  |
|                           |                           |                         |     |     |                    |                | skips to column 22                                       |    | skips to column 21                          |                      |                        |  |  |    |   |    |                    |    |  |    |                             |    |  |    |  |  |  |  |  |  |  |  |  |
|                           |                           |                         |     |     |                    |                | skips to column 18                                       |    | skips to column 19                          |                      |                        |  |  |    |   |    |                    |    |  |    |                             |    |  |    |  |  |  |  |  |  |  |  |  |
|                           |                           |                         |     |     |                    |                | Can the name read and write a simple sentence ?          |    | Highest grade completed (formal education)  |                      | Never married          |  | Yes  |    | If "No" in column 20 reason for not working |    | Type of employment |    | What was the main Occupation during the last 12 months ? |    | Sector of public employment |    |  |    |  |  |  |  |  |  |  |  |  |
|                           |                           |                         |     |     |                    |                | Yes  |    | Grade 1-3                                   |                      | married                |  | No   |    |   |    |                    |    |  |    |                             |    |  |    |  |  |  |  |  |  |  |  |  |
|                           |                           |                         |     |     |                    |                | No   |    | Grade 4-6                                   |                      | widowed                |  | Too Old  |    |   |    |                    |    |  |    |                             |    |  |    |  |  |  |  |  |  |  |  |  |
|                           |                           |                         |     |     |                    |                | skips to column 18                                       |    | Grade 7-8                                   |                      | Divorced               |  | Handicap/ Disabled                                       |    |   |    |                    |    |  |    |                             |    |  |    |  |  |  |  |  |  |  |  |  |
|                           |                           |                         |     |     |                    |                | skips to column 18                                       |    | Grade 9-11                                  |                      | Separated              |  | Employed by NGO  |    |   |    |                    |    |  |    |                             |    |  |    |  |  |  |  |  |  |  |  |  |
|                           |                           |                         |     |     |                    |                | skips to column 18                                       |    | Grade 12                                    |                      | Certificate            |  | Employed as household servant                            |    |   |    |                    |    |  |    |                             |    |  |    |  |  |  |  |  |  |  |  |  |
|                           |                           |                         |     |     |                    |                | skips to column 18                                       |    | Diploma No compl                            |                      | Degree                 |  | Unpaid family worker                                     |    |   |    |                    |    |  |    |                             |    |  |    |  |  |  |  |  |  |  |  |  |
|                           |                           |                         |     |     |                    |                | skips to column 18                                       |    | Diploma                                     |                      | Post graduate          |  | Others   |    |   |    |                    |    |  |    |                             |    |  |    |  |  |  |  |  |  |  |  |  |
|                           |                           |                         |     |     |                    |                | skips to column 18                                       |    | Degree                                      |                      |                        |  |  |    |   |    |                    |    |  |    |                             |    |  |    |  |  |  |  |  |  |  |  |  |
|                           |                           |                         |     |     |                    |                | skips to column 18                                       |    | Post graduate                               |                      |                        |  |  |    |   |    |                    |    |  |    |                             |    |  |    |  |  |  |  |  |  |  |  |  |
| 21                        | 22                        |                         | 23  | 24  | 25                 | 26             | 27   | 28 | 29  | 30                   | 31                     | 32   | 33   | 34 | 35  | 36 | 37                 |    |  |    |                             |    |  |    |  |  |  |  |  |  |  |  |  |
| 0                         | 1                         |                         |     |     |                    |                |  |    |   |                      |                        |  |  |    |   |    |                    |    |  |    |                             |    |  |    |  |  |  |  |  |  |  |  |  |
| 0                         | 2                         |                         |     |     |                    |                |  |    |   |                      |                        |  |  |    |   |    |                    |    |  |    |                             |    |  |    |  |  |  |  |  |  |  |  |  |
| 0                         | 3                         |                         |     |     |                    |                |  |    |   |                      |                        |  |  |    |   |    |                    |    |  |    |                             |    |  |    |  |  |  |  |  |  |  |  |  |
| 0                         | 4                         |                         |     |     |                    |                |  |    |   |                      |                        |  |  |    |   |    |                    |    |  |    |                             |    |  |    |  |  |  |  |  |  |  |  |  |
| 0                         | 5                         |                         |     |     |                    |                |  |    |   |                      |                        |  |  |    |   |    |                    |    |  |    |                             |    |  |    |  |  |  |  |  |  |  |  |  |
| 0                         | 6                         |                         |     |     |                    |                |  |    |   |                      |                        |  |  |    |   |    |                    |    |  |    |                             |    |  |    |  |  |  |  |  |  |  |  |  |
| 0                         | 7                         |                         |     |     |                    |                |  |    |   |                      |                        |  |  |    |   |    |                    |    |  |    |                             |    |  |    |  |  |  |  |  |  |  |  |  |
| 0                         | 8                         |                         |     |     |                    |                |  |    |   |                      |                        |  |  |    |   |    |                    |    |  |    |                             |    |  |    |  |  |  |  |  |  |  |  |  |
| 0                         | 9                         |                         |     |     |                    |                |  |    |   |                      |                        |  |  |    |   |    |                    |    |  |    |                             |    |  |    |  |  |  |  |  |  |  |  |  |
| 1                         | 0                         |                         |     |     |                    |                |  |    |   |                      |                        |  |  |    |   |    |                    |    |  |    |                             |    |  |    |  |  |  |  |  |  |  |  |  |

| 1<br>Month |   | 2<br>Kilili |   | 3<br>Zone |   | 4<br>Wereda |   | 5<br>Town |    | 6<br>Higher/Wereda |    | 7<br>Kebele/FA |    |    |    | 8<br>EA Code |    | 9<br>Household ser NO. |    | 10<br>Household Size |    | 11<br>Head of Household |  |
|------------|---|-------------|---|-----------|---|-------------|---|-----------|----|--------------------|----|----------------|----|----|----|--------------|----|------------------------|----|----------------------|----|-------------------------|--|
| 1          | 2 | 3           | 4 | 5         | 6 | 7           | 8 | 9         | 10 | 11                 | 12 | 13             | 14 | 15 | 16 | 17           | 18 | 19                     | 20 | 21                   | 22 |                         |  |

[illegible]

|     |                               |     |
|-----|-------------------------------|-----|
| =07 | Income from house rent        | =13 |
| =08 | Income from rent other        |     |
| =09 | than house rent               | =14 |
| =10 | From sale of household fixed  |     |
| =11 | asset and personal care goods | =15 |
| =12 | Other current transfers       | =16 |

FORM 2B:- QUANTITY AND VALUE OF WEEKLY CONSUMPTION OF FOOD AND DRINKS CONSUMED AT HOME and TOBACCO/ Including quantity purchased,own produced, obtained free, etc./

FORM 2B

Section 1: Area Identification

|            |             |           |             |           |                    |                |              |                        |                      |                         |
|------------|-------------|-----------|-------------|-----------|--------------------|----------------|--------------|------------------------|----------------------|-------------------------|
| 1<br>Month | 2<br>Kilili | 3<br>Zone | 4<br>Wereda | 5<br>Town | 6<br>Higher/Wereda | 7<br>Kebele/FA | 8<br>EA Code | 9<br>Household ser NO. | 10<br>Household Size | 11<br>Head of Household |
| 1          | 2           | 3         | 4           | 5         | 6                  | 7              | 8            | 9                      | 10                   | 11                      |

Section 2: QUANTITY AND VALUE OF WEEKLY CONSUMPTION OF FOOD AND DRINKS CONSUMED AT HOME and TOBACCO/ Including quantity purchased,own produced, obtained free, etc./

|   |                             |      |                      |             |    |                |    |                |              |                |    |                |    |             |    |    |    |    |              |    |    |    |    |           |    |    |    |    |    |    |    |    |    |    |    |    |    |    |    |    |    |    |    |    |    |    |    |    |    |    |
|---|-----------------------------|------|----------------------|-------------|----|----------------|----|----------------|--------------|----------------|----|----------------|----|-------------|----|----|----|----|--------------|----|----|----|----|-----------|----|----|----|----|----|----|----|----|----|----|----|----|----|----|----|----|----|----|----|----|----|----|----|----|----|----|
| 12  | 13                          | 14   | 15                   | 16          | 17 | 18             | 19 | 20             | 21           | 22             | 23 | 24             | 25 | 26          |    |    |    |    |              |    |    |    |    |           |    |    |    |    |    |    |    |    |    |    |    |    |    |    |    |    |    |    |    |    |    |    |    |    |    |    |
|   |                             |      |                      |             |    | Day Month Year |    | Day Month Year |              | Day Month Year |    | Day Month Year |    | 3rd         |    |    |    |    |              |    |    |    |    |           |    |    |    |    |    |    |    |    |    |    |    |    |    |    |    |    |    |    |    |    |    |    |    |    |    |    |
| List of items of food and drinks consumed at home and tobacco | Food,drink and tobacco code | EXP. | Units of measurement | THIRD WEEK  |    |                |    |                |              |                |    |                |    | FORTH WEEK  |    |    |    |    |              |    |    |    |    | Week code |    |    |    |    |    |    |    |    |    |    |    |    |    |    |    |    |    |    |    |    |    |    |    |    |    |    |
|   |                             |      |                      | First visit |    |                |    |                | Second visit |                |    |                |    | First visit |    |    |    |    | Second visit |    |    |    |    |           |    |    |    |    |    |    |    |    |    |    |    |    |    |    |    |    |    |    |    |    |    |    |    |    |    |    |
|   |                             |      |                      | Quantity    |    |                |    |                | Value        |                |    |                |    | Quantity    |    |    |    |    | Value        |    |    |    |    |           |    |    |    |    |    |    |    |    |    |    |    |    |    |    |    |    |    |    |    |    |    |    |    |    |    |    |
|   |                             |      |                      | Birr Cents  |    |                |    |                | Birr Cents   |                |    |                |    | Birr Cents  |    |    |    |    | Birr Cents   |    |    |    |    |           |    |    |    |    |    |    |    |    |    |    |    |    |    |    |    |    |    |    |    |    |    |    |    |    |    |    |
|   |                             |      |                      | Name Code   |    |                |    |                | Name Code    |                |    |                |    | Name Code   |    |    |    |    | Name Code    |    |    |    |    |           |    |    |    |    |    |    |    |    |    |    |    |    |    |    |    |    |    |    |    |    |    |    |    |    |    |    |
| 21  | 22                          | 23   | 24                   | 25          | 26 | 27             | 28 | 29             | 30           | 31             | 32 | 33             | 34 | 35          | 36 | 37 | 38 | 39 | 40           | 41 | 42 | 43 | 44 | 45        | 46 | 47 | 48 | 49 | 50 | 51 | 52 | 53 | 54 | 55 | 56 | 57 | 58 | 59 | 60 | 61 | 62 | 63 | 64 | 65 | 66 | 67 | 68 | 69 | 70 | 71 |

CASH =1  
IN KIND =2

Code for column 15:

From own agricultural enterprise  
From household enterprise other than agriculture  
Gift and remittance received from governmental organization  
Gift and remittance received from non governmental organization( NGO )  
Gift and remittance received from Households  
Gift and remittance received from abroad

=01 Collected free (wood,dun cake...etc)  
=02 Wages salaries,bounes,overtime and allowances  
=03 Pension or other social security benefits received  
=04 From Saving(Bank, saving account)  
=05 Interests and royalties  
=06 Dividends(Profit share)

=07 Income from house rent  
=08 Income from rent other than house rent  
=09 From sale of household fixed asset and personal care goods  
=10  
=11  
=12 Other current transfers  
=13  
=14  
=15  
=16

Page \_\_\_\_\_ to \_\_\_\_\_ pages

FORM 3A:- ALL TRANSACTION (INCOME, EXPENDITURE AND CONSUMPTION EXCEPT WHAT IS COLLECTED IN FORMS 2A AND 2B

Section 1: Area Identification

|       |        |      |        |      |             |           |         |                   |             |                   |
|-------|--------|------|--------|------|-------------|-----------|---------|-------------------|-------------|-------------------|
| 1     | 2      | 3    | 4      | 5    | 6           | 7         | 8       | 9                 | 10          | 11                |
| Month | Kilili | Zone | Wereda | Town | Higher/Were | Kebele/FA | EA Code | Household ser NO. | Household S | Head of Household |
| 1 2   | 3 4    | 5 6  | 7 8    | 9    | 10 11       | 12 13 14  | 15 16   | 17 18             | 19 20       |                   |

FORM 3A

Section 2: ALL TRANSACTION (INCOME, EXPENDITURE AND CONSUMPTION EXCEPT WHAT IS COLLECTED IN FORMS 2A AND 2B

| 12   | 13        | 1    | 15                   | 16          | 17   | 18    | 19    | 20           | 21    | 22    | 23    | 24          | 25    | 26    |       |              |       |       |    |                            |    |    |    |    |    |    |    |    |    |    |    |    |    |    |    |    |    |    |    |    |    |    |    |    |    |    |    |    |    |    |    |    |    |    |    |    |    |    |
|--|-----------|------|----------------------|-------------|------|-------|-------|--------------|-------|-------|-------|-------------|-------|-------|-------|--------------|-------|-------|----|----------------------------|----|----|----|----|----|----|----|----|----|----|----|----|----|----|----|----|----|----|----|----|----|----|----|----|----|----|----|----|----|----|----|----|----|----|----|----|----|----|
|  |           |      |                      |             |      | Day   | Month | Year         | Day   | Month | Year  | Day         | Month | Year  | 1st   |              |       |       |    |                            |    |    |    |    |    |    |    |    |    |    |    |    |    |    |    |    |    |    |    |    |    |    |    |    |    |    |    |    |    |    |    |    |    |    |    |    |    |    |
| List of Items on Income, Expenditure and Consumption except what is collected in Forms 2A and 2B | Item code | EXP. | Units of measurement | FIRST WEEK  |      |       |       |              |       |       |       | SECOND WEEK |       |       |       |              |       |       |    | and<br>2nd<br>Week<br>code |    |    |    |    |    |    |    |    |    |    |    |    |    |    |    |    |    |    |    |    |    |    |    |    |    |    |    |    |    |    |    |    |    |    |    |    |    |    |
|  |           |      |                      | First visit |      |       |       | Second visit |       |       |       | First visit |       |       |       | Second visit |       |       |    |                            |    |    |    |    |    |    |    |    |    |    |    |    |    |    |    |    |    |    |    |    |    |    |    |    |    |    |    |    |    |    |    |    |    |    |    |    |    |    |
|  |           |      |                      | Quantity    |      | Value |       | Quantity     |       | Value |       | Quantity    |       | Value |       | Quantity     |       | Value |    |                            |    |    |    |    |    |    |    |    |    |    |    |    |    |    |    |    |    |    |    |    |    |    |    |    |    |    |    |    |    |    |    |    |    |    |    |    |    |    |
|  |           |      |                      | Bir         |      | Cents |       | Bir          |       | Cents |       | Bir         |       | Cents |       | Bir          |       | Cents |    |                            |    |    |    |    |    |    |    |    |    |    |    |    |    |    |    |    |    |    |    |    |    |    |    |    |    |    |    |    |    |    |    |    |    |    |    |    |    |    |
|  |           |      |                      | Nam         | Code | Bir   | Cents | Bir          | Cents | Bir   | Cents | Bir         | Cents | Bir   | Cents | Bir          | Cents |       |    |                            |    |    |    |    |    |    |    |    |    |    |    |    |    |    |    |    |    |    |    |    |    |    |    |    |    |    |    |    |    |    |    |    |    |    |    |    |    |    |
| 21   | 22        | 23   | 24                   | 25          | 26   | 27    | 28    | 29           | 30    | 31    | 32    | 33          | 34    | 35    | 36    | 37           | 38    | 39    | 40 | 41                         | 42 | 43 | 44 | 45 | 46 | 47 | 48 | 49 | 50 | 51 | 52 | 53 | 54 | 55 | 56 | 57 | 58 | 59 | 60 | 61 | 62 | 63 | 64 | 65 | 66 | 67 | 68 | 69 | 70 | 71 | 72 | 73 | 74 | 75 | 76 | 77 | 78 | 79 |

CASH =1  
IN KIND =2

Code for column 15:  
See codes from form 2A and 2B





FORM 4:- ALL TRANSACTION (EXPENDITURE AND CONSUMPTION) for LAST 6 MONTHS

FORM 4

Section 1: Area identification

| 1     |   | 2     |   | 3    |   | 4      |   | 5    |    | 6             |    | 7         |    | 8       |    | 9                 |    | 10             |    | 11                |  |
|-------|---|-------|---|------|---|--------|---|------|----|---------------|----|-----------|----|---------|----|-------------------|----|----------------|----|-------------------|--|
| Month |   | Kilil |   | Zone |   | Wereda |   | Town |    | Higher/Wereda |    | Kebele/FA |    | EA Code |    | Household ser NO. |    | Household Size |    | Head of Household |  |
| 1     | 2 | 3     | 4 | 5    | 6 | 7      | 8 | 9    | 10 | 11            | 12 | 13        | 14 | 15      | 16 | 17                | 18 | 19             | 20 |                   |  |

Section 2: HOUSEHOLD EXPENDITURE ON SOME SELECTED ITEM GROUPS FOR LAST 6 MONTHS

| 12  |  |  | 13                |  |  | 14                |    |    |    |    |    |    |    |  |
|---|--|--|-------------------|--|--|-------------------|----|----|----|----|----|----|----|--|
| List of selected groups of items                        |  |  | List of item code |  |  | FOR LAST 6 MONTHS |    |    |    |    |    |    |    |  |
|   |  |  |                   |  |  | Value             |    |    |    |    |    |    |    |  |
|   |  |  |                   |  |  | Birr              |    |    |    |    |    |    |    |  |
|   |  |  |                   |  |  | 21                | 22 | 23 | 24 | 25 | 26 | 27 | 28 |  |
| <b>Cloths</b>   |  |  |                   |  |  |                   |    |    |    |    |    |    |    |  |
| Abujedid, khaki and poplin                              |  |  | 0 1 0             |  |  |                   |    |    |    |    |    |    |    |  |
| Tetron and polyester                                    |  |  | 0 1 1             |  |  |                   |    |    |    |    |    |    |    |  |
| Nylon, silk, jersey and kashmir                         |  |  | 0 1 2             |  |  |                   |    |    |    |    |    |    |    |  |
| Woollen touch, wool and hisufi                          |  |  | 0 1 3             |  |  |                   |    |    |    |    |    |    |    |  |
| Others  |  |  | 0 1 4             |  |  |                   |    |    |    |    |    |    |    |  |
| <b>Ready-made for Adults/children</b>                   |  |  |                   |  |  |                   |    |    |    |    |    |    |    |  |
| Kemis traditional, Netela, Kuta and Gabi                |  |  | 0 2 0             |  |  |                   |    |    |    |    |    |    |    |  |
| Trousers  |  |  | 0 2 1             |  |  |                   |    |    |    |    |    |    |    |  |
| Shorts  |  |  | 0 2 2             |  |  |                   |    |    |    |    |    |    |    |  |
| Suit (any)  |  |  | 0 2 3             |  |  |                   |    |    |    |    |    |    |    |  |
| Jacket  |  |  | 0 2 4             |  |  |                   |    |    |    |    |    |    |    |  |
| Shirts  |  |  | 0 2 5             |  |  |                   |    |    |    |    |    |    |    |  |
| Sweater   |  |  | 0 2 6             |  |  |                   |    |    |    |    |    |    |    |  |
| Dress   |  |  | 0 2 7             |  |  |                   |    |    |    |    |    |    |    |  |
| Cost of toiletry and repair                             |  |  | 0 2 8             |  |  |                   |    |    |    |    |    |    |    |  |
| Others  |  |  | 0 2 9             |  |  |                   |    |    |    |    |    |    |    |  |
| <b>Foot wear for Adults/children</b>                    |  |  |                   |  |  |                   |    |    |    |    |    |    |    |  |
| Shoes, Leather  |  |  | 0 3 0             |  |  |                   |    |    |    |    |    |    |    |  |
| Shoes, canvas   |  |  | 0 3 1             |  |  |                   |    |    |    |    |    |    |    |  |
| Shoes, Rubber/plastic                                   |  |  | 0 3 2             |  |  |                   |    |    |    |    |    |    |    |  |
| Slippers (any)  |  |  | 0 3 3             |  |  |                   |    |    |    |    |    |    |    |  |
| Repairs   |  |  | 0 3 4             |  |  |                   |    |    |    |    |    |    |    |  |
| Others  |  |  | 0 3 5             |  |  |                   |    |    |    |    |    |    |    |  |
| <b>Housing repairs and maintenance</b>                  |  |  | 0 4 0             |  |  |                   |    |    |    |    |    |    |    |  |
| <b>Furniture</b>  |  |  |                   |  |  |                   |    |    |    |    |    |    |    |  |
| Beds  |  |  | 0 5 0             |  |  |                   |    |    |    |    |    |    |    |  |
| Tables, chairs, sofas and stools                        |  |  | 0 5 1             |  |  |                   |    |    |    |    |    |    |    |  |
| Cupboard, shelves and book cases                        |  |  | 0 5 2             |  |  |                   |    |    |    |    |    |    |    |  |
| Repair  |  |  | 0 5 3             |  |  |                   |    |    |    |    |    |    |    |  |
| others (carpets, mats, pictures and painting, ... etc.) |  |  | 0 5 4             |  |  |                   |    |    |    |    |    |    |    |  |
| <b>Furnishings and repairs</b>                          |  |  |                   |  |  |                   |    |    |    |    |    |    |    |  |
| Bed sheets, Bed covers, pillow cases                    |  |  | 0 6 0             |  |  |                   |    |    |    |    |    |    |    |  |
| Mattress, pillow and animals skin                       |  |  | 0 6 1             |  |  |                   |    |    |    |    |    |    |    |  |
| Others (towel, curtains, Table cloths, ... etc.)        |  |  | 0 6 2             |  |  |                   |    |    |    |    |    |    |    |  |
| <b>Heating and cooking appliances (Electric)</b>        |  |  |                   |  |  |                   |    |    |    |    |    |    |    |  |
| Heater, stove and iron                                  |  |  | 0 7 0             |  |  |                   |    |    |    |    |    |    |    |  |
| Mitad   |  |  | 0 7 1             |  |  |                   |    |    |    |    |    |    |    |  |
| Refrigerator  |  |  | 0 7 2             |  |  |                   |    |    |    |    |    |    |    |  |
| Others  |  |  | 0 7 3             |  |  |                   |    |    |    |    |    |    |    |  |
| <b>Wooden ware</b>                                      |  |  |                   |  |  |                   |    |    |    |    |    |    |    |  |
| Barrel, "Gebete", mortar and pestles                    |  |  | 0 8 0             |  |  |                   |    |    |    |    |    |    |    |  |
| Others (mabukia, Rekebot, ... etc.)                     |  |  | 0 8 1             |  |  |                   |    |    |    |    |    |    |    |  |
| <b>Earthen ware</b>                                     |  |  |                   |  |  |                   |    |    |    |    |    |    |    |  |
| Gan, Ensira and Mitad                                   |  |  | 0 9 0             |  |  |                   |    |    |    |    |    |    |    |  |
| Dist, Jeberia, Taba and Wadiyat                         |  |  | 0 9 1             |  |  |                   |    |    |    |    |    |    |    |  |
| Plates and cups   |  |  | 0 9 2             |  |  |                   |    |    |    |    |    |    |    |  |
| Others  |  |  | 0 9 3             |  |  |                   |    |    |    |    |    |    |    |  |

CENTRAL STATISTICAL AUTHORITY  
THE NATIONAL INTEGRATED HOUSEHOLD SURVEY PROGRAM  
URBAN/RURAL HOUSEHOLD QUESTIONNAIRE-1999/2000

CONTD.

Form 4

Section 2: HOUSEHOLD EXPENDITURE ON SOME SELECTED ITEM GROUPS FOR LAST 6 MONTHS

| 12   | 13                      | 14                |
|--|-------------------------|-------------------|
| List of items on<br>Expenditure and Consumption                    | List of<br>item<br>code | FOR LAST 6 MONTHS |
|  |                         | Value             |
|  |                         | Birr              |
|  | 21 22 23                | 24 25 26 27 28    |
| <b>Straw and bamboo (sefed, messob, . . . etc.)</b>                | 1 0 0                   |                   |
| <b>Metal ware</b>  |                         |                   |
| Frying pan, cooking pan, kettles                                   | 1 1 0                   |                   |
| Tray, Bowels, Knives, Spoons, Forks, Ladle and Plate, Dishes,      |                         |                   |
| Charcoal stove and Charcoal iron                                   | 1 1 1                   |                   |
| Others (Buckets, axe, cups, . . . etc.)                            | 1 1 2                   |                   |
| <b>Plastic ware</b>  |                         |                   |
| Bucket/Pail and Jerry can  | 1 2 0                   |                   |
| Cup, Bowl, Jog, Tray   | 1 2 1                   |                   |
| Others (Basket, Dust, Bin, Back, . . . etc.)                       | 1 2 2                   |                   |
| <b>Glass ware (Glasses, Bottles, . . . etc.)</b>                   | 1 3 0                   |                   |
| <b>Other Household Equipment's</b>                                 |                         |                   |
| Sewing machine, Gas stove and Thermos flask                        | 1 4 0                   |                   |
| Electric ware, Electric bulb and charges                           | 1 4 1                   |                   |
| Others (Kuraz, lamp, touch Light...etc)                            | 1 4 2                   |                   |
| <b>Medical care and Health Expenses (including lens for sight)</b> | 1 5 0                   |                   |
| <b>Transport</b>   |                         |                   |
| Purchases of animal for private transport                          | 1 6 0                   |                   |
| Purchases of private car, motor cycle and bicycle                  | 1 6 1                   |                   |
| Air fare, land transport fare                                      | 1 6 2                   |                   |
| Others   | 1 6 3                   |                   |
| <b>Equipment's and accessories</b>                                 |                         |                   |
| Radio, TV set, Camera  | 1 7 0                   |                   |
| Repair and maintenance   | 1 7 1                   |                   |
| TV viewers, animal fee   | 1 7 2                   |                   |
| Others (assets, sport equipment . . . etc.)                        | 1 7 3                   |                   |
| <b>Education</b>   |                         |                   |
| School uniform   | 1 8 0                   |                   |
| Text books, Exercise books, Paper and Note books                   | 1 8 1                   |                   |
| Pencils, Fountain pen and Ball point                               | 1 8 2                   |                   |
| School fees  | 1 8 3                   |                   |
| Contributions to school fund (Desk, building, sports . . . etc.)   | 1 8 4                   |                   |
| <b>Personal effects</b>  |                         |                   |
| Shavers (any), shaving brush and Tooth brush                       | 1 9 0                   |                   |
| Umbrella, hand bags, wallets, belt, sunglasses                     | 1 9 1                   |                   |
| Others (combs, walking sticks, Hair clips . . . etc.)              | 1 9 2                   |                   |
| <b>Jewellery</b>   |                         |                   |
| Earrings, Neck laces, Brooches rings and Bracelet                  | 2 0 0                   |                   |
| Watches  | 2 0 1                   |                   |
| Repairs of jewellery and watches                                   | 2 0 2                   |                   |
| <b>Premium for insurances</b>                                      |                         |                   |
| House insurance  | 3 0 0                   |                   |
| Motor Vehicle insurance  | 3 0 1                   |                   |
| Other insurance  | 3 0 2                   |                   |

## FORM 5 :- CASH INCOME and RECEIPTS RECEIVED BY THE HOUSEHOLD and TYPE OF TENURE

## Section 1: Area identification

| 1     | 2      | 3    | 4      | 5    | 6             | 7         | 8       | 9                 | 10             | 11                |
|-------|--------|------|--------|------|---------------|-----------|---------|-------------------|----------------|-------------------|
| Month | Killil | Zone | Wereda | Town | Higher/Wereda | Kebele/FA | EA Code | Household ser NO. | Household Size | Head of Household |
| 1 2   | 3 4    | 5 6  | 7 8    | 9    | 10 11         | 12 13 14  | 15 16   | 17 18             | 19 20          |                   |

## SECTION 2 :- CASH INCOME and RECEIPTS RECEIVED BY THE HOUSEHOLD and TYPE OF TENURE

| 12  | 13                         | 14                   | 15  |
|---|----------------------------|----------------------|---|
| Title of INCOME/RECEIPTS  | List of Income<br>code     | LAST 6 MONTHS INCOME | On what basis does the household<br>occupy the current dwelling ? |
|   |                            | Value                |   |
|   |                            | Birr                 |   |
|   | 21 22 23 24 25 26 27 28 29 |                      | 30 31   |
| Sale of Agricultural products   | 1 0 1                      |                      |   |
| Net income from sale of products of household enterprises/non-agricultural/                 | 1 0 2                      |                      | Owned =01   |
| Net wages & salary, overtime, bones and allowance /public & related sector/                 | 1 0 3                      |                      | Free of charge or subsidised from employer =02                    |
| Net wages & salary, overtime, bones and allowance /private sector/                          | 1 0 4                      |                      | Free of charge or subsidised from relatives =03                   |
| Income from house rent  | 1 0 5                      |                      | Rented from employer =04  |
| Income from other type of rent than house rent (i.e machinery, household durable good etc.) | 1 0 6                      |                      | Rented from house agency =05                                      |
| Dividends/Profit share  | 2 0 1                      |                      | Rented from Kebele =06  |
| Sale from free collection (fire wood, mining, .... etc.)                                    | 2 0 2                      |                      | Rented from other than government =07                             |
| Gifts/donation received from Government   | 2 0 3                      |                      | Rented from relatives =08   |
| Gifts/donation received from other than Government  | 2 0 4                      |                      | Rented from other private owners =09                              |
| Gift/Donation received from abroad  | 2 0 5                      |                      | Other/specify =10   |
| Gift/remittance received from households within Ethiopia                                    | 2 0 6                      |                      |   |
| Pensions and other social benefits received   | 2 0 7                      |                      |   |
| Sale of household fixed assets and personal goods   | 2 0 8                      |                      |   |
| Receipts from insurance   | 2 0 9                      |                      |   |
| Receipts from winning lottery   | 2 1 0                      |                      |   |
| Receipts from Ekub  | 2 1 1                      |                      |   |
| Receipts from Edir  | 2 1 2                      |                      |   |
| Interests and royalties   | 2 1 3                      |                      |   |
| Withdrawal of Saving ( bank, other)   | 2 1 4                      |                      |   |
| Amount borrowed for Household Consumption   | 2 1 5                      |                      |   |
| Other income than listed above  | 2 1 6                      |                      |   |

## **Errata Observed in the Report**

The unit of measurements for consumption items listed in Tables 16a, 16b and 16c should be taken as given below, in a and b.

### **a. Exceptional Items**

| <b>Sr.No.</b> | <b>Item name</b>        | <b>Unit</b> | <b>Page number</b>         |
|---------------|-------------------------|-------------|----------------------------|
| 1             | Milk                    | CC          | 111, 195 and 281           |
| 2             | Butter milk             | CC          | 111, 195 and 281           |
| 3             | Edible oil (local)      | CC          | 113, 197 and 283           |
| 4             | Edible oil (imported)   | CC          | 113, 197 and 283           |
| 5             | Juice                   | CC          | 119, 203 and 289           |
| 6             | Non-alcoholic beverages | CC          | 125, 127, 209 and 295      |
| 7             | Alcoholic beverages     | CC          | 127, 209, 211 and 297      |
| 8             | Cigarettes              | No.         | 129, 211, 213, 297 and 299 |
| 9             | Coffee                  | CC          | 131, 215 and 301           |
| 10            | Tea                     | CC          | 131, 215 and 301           |
| 11            | Milk with tea or coffee | CC          | 131, 215 and 301           |
| 12            | Meal                    | No.         | 131, 215 and 301           |
| 13            | Alcoholic drinks        | CC          | 131, 215 and 301           |
| 14            | Non-alcoholic drinks    | CC          | 131, 215 and 301           |

### **b. All Other Items**

The unit of measurements for all other items listed in Tables 16a, 16b, and 16c is in grams.

**Note:-** 1. CC is Cubic Centimeter  
2. No. is Number

