


# 2002 Occupational Wages Survey

About the Survey...



# Collection authority

---

- Executive Order No. 126 dated January 30, 1987 created the BLES and mandated it to conduct nationwide surveys and studies that will generate trends and structures on labor and employment
  - Executive Order No. 352 designated the OWS as one of the statistical activities that will generate critical data for decision-making of the government and the private sector
-

# Confidentiality of information

---

- 👉 All survey data shall be held in confidence by BLES and the field personnel
  - 👉 Information obtained shall be for statistical purposes only
  - 👉 Data shall be disseminated in summary forms
-

# Survey objectives-

---

## Generate statistics for:

- wage and salary administration
  - wage determination in collective bargaining negotiations
-

# Uses of the data

---

## *Average wage rates of selected occupations*

- ✓ As a measure of wage differences across industries
  - ✓ Serves as indicators of industry viability for investment decisions
  - ✓ For international comparability of occupational wages
-

# Uses of the data

---

## *Average wage rates of selected occupations*

- ✓ As one of the indicators under the data category “Real Sector” of the International Monetary Fund – Special Data Dissemination Standard (IMF-SDDS) to monitor financial stability of the country (*SDDS guides members of Fund in the provision of their economic and financial data to the public particularly to the international capital markets*)
-

# Uses of the data

---

## *Median monthly basic pay and allowance*

- ✓ In aid of regulating minimum wages and collective bargaining and fixing social security contributions
  - ✓ As a measure of wage differences across industries
  - ✓ As input to the evaluation of living standards and conditions of work
-

# Scope and coverage

---

## *Include:*

- 👍 All establishments in 61 non-agricultural industries with average total employment of at least 50 persons
  - 👍 Two benchmark occupations (accounting and bookkeeping clerks and unskilled workers) in 61 industries
  - 👍 At most 8 industry-specific occupations in 43 industries
-



# Limitations

---

*Covers NCR only due to budget constraints:*

- 👉 Unable to collect data for industries heavily concentrated in ONCR e.g. mining and quarrying
  - 👉 Cannot provide distribution of time-rate workers on full-time basis in ONCR
  - 👉 Not comparable with previous rounds
-

# Sampling design

---

## Statistical or enumeration unit:

### Establishment

- ✗ Classified in an industry that reflects its main economic activity (that contributes biggest or major portion of gross income or revenues of the establishment)
  - ✗ Single ownership or control
  - ✗ Single fixed location
-

# Sampling design *(cont'd.)*

---

***Sampling frame:*** Partial update of the 2000 NSO List of Establishments, based on:

- ✍ Status of establishments reported in surveys conducted in 2001
  - ✍ Reports on closures and retrenchments submitted by the DOLE Regional Offices
-

## **Sampling design** *(cont'd.)*

---

### **Sample size determination:**

- ✗ Complete enumeration of non-agricultural establishments with average total employment of at least 50 persons

### **Sample size:**

- ✗ 5,594 establishments (3,974 eligible units)
-

# Estimation procedures

---

- ➡ Obtained by simple expansion, i.e. multiplying the reported/sample data at the cell level (industry and employment size: 50-199 and 200 and over) by the corresponding BUF/raising factor or the ratio of eligible population of establishments to the corresponding number of responding establishments
-

# Estimation procedures

---

- ➡ Estimates are aggregated to the desired levels
  - ➡ Estimated total basic pay (or total allowances) in each occupation is divided by the corresponding estimate of time-rate workers on full-time basis to generate corresponding averages then summed up to arrive at average monthly wage rates by occupation
-

# Estimation procedures

---

- ➡ Median monthly basic pay is computed from the corresponding estimated distribution of workers
  - ➡ Median monthly allowance is computed from the corresponding distribution of workers reported with allowance
-

# OWS questionnaire

---



Cover page



Survey information



Part A: General Information



Part B: Employment and Wage

Rates of Time Rate

Workers on Full

Time-Basis

---



# OWS questionnaire *(cont'd.)*

---



Part C: Employment and Wage Rates of Time-Rate Workers on Full-Time Basis in Selected Occupations



Part D: Key and Representative Occupations in the Establishment

---

# OWS questionnaire *(cont'd.)*

---



Part E: Certification of Respondent



Part F: Survey Personnel



Part G: Industries with Selected Occupations






Results of the October 1997 and October 1999 rounds of the OWS

---

# Statistics generated

---

-  Average Monthly Wage Rates of Time-Rate Workers on Full-Time Basis in Selected Industries and Occupations
  -  Median Monthly Basic Pay and Allowance of Time-Rate Workers on Full-Time Basis
  -  Distribution of Time-Rate Workers on Full- Time Basis in Non-Agricultural Industries by Monthly Basic Pay (or Monthly Allowance) Interval
-

# Frequency of the survey

---

- Conducted every two years


## Reference period

- June 30 (*beginning 2002*)
-

# Survey Highlights

## *Employment:*



- Total employment in non-agricultural establishments with average total employment of at least 50 persons is 833,000
- Of which 97 % (805,000) are time-rate workers



## Survey Highlights *(cont'd)*

### *Employment:*

- 95 % (768,000) of time-rate workers worked full-time
- Workers in selected occupations account for 37 % (285,000) of total time-rate workers



## Survey Highlights *(cont'd)*

---

### *Average Monthly Wage Rates*

#### **All Selected Occupations:**

- Average monthly wage rates of all time-rate workers on full-time basis in selected occupations is P 10,911
  - Higher by 49 % than P 7,303, which is the monthly equivalent of the daily minimum wage rate in NCR (P 280)
-

## Survey Highlights *(cont'd)*

---

### *Average Monthly Wage Rates*

#### **All Selected Occupations:**

- Higher by 33 % than P 8,178, which is the median basic pay of time-rate workers on full-time basis
-



## Survey Highlights *(cont'd)*

---

Benchmark Occupations	Average	Minimum	Maximum
Accounting and Bookkeeping Clerks	P 10,955	P 8,290	P 19,318
Unskilled Workers	P 7,751	P 6,500	P 11,500

---

## Survey Highlights *(cont'd)*

---

Emerging Occupations	Average	Minimum	Maximum
Telemarketers	P 10,764	P 9,557	P 11,747
Customer Service Rep./ Associates	P 12,841	P 10,185	P 18,875

---

## Survey Highlights *(cont'd)*

---

Selected Professionals	Average	Minimum	Maximum
Accountants	P 17,113	P 13,571	P 19,130
Engineers	P 19,595	P 9,400	P 30,589
Nurses	P 9,869		

---

## Survey Highlights *(cont'd)*

---

Selected Teaching Professionals	Average
Elementary Education	P 14,897
Secondary Education	P 14,286
College, University & Higher Education	P 24,921

---

## Survey Highlights *(cont'd)*

---

Some Key Occupations	Average	Minimum	Maximum
Computer Programmers	P 23,146	P 19,783	P 23,783
Production Supervisors/ Foremen	P 13,242	P 7,335	P 36,130

---

## **Survey Highlights *(cont'd)***

---

### ***Median Monthly Basic Pay***

- Median is P 8,178 for time-rate workers on full-time basis
- 30 % (233,000) of workers receive basic pay below P 6,520.83, monthly equivalent of daily minimum basic pay (P 250)

***(Monthly equivalent is derived by multiplying the daily minimum basic pay by 313 days/12 months)***

---

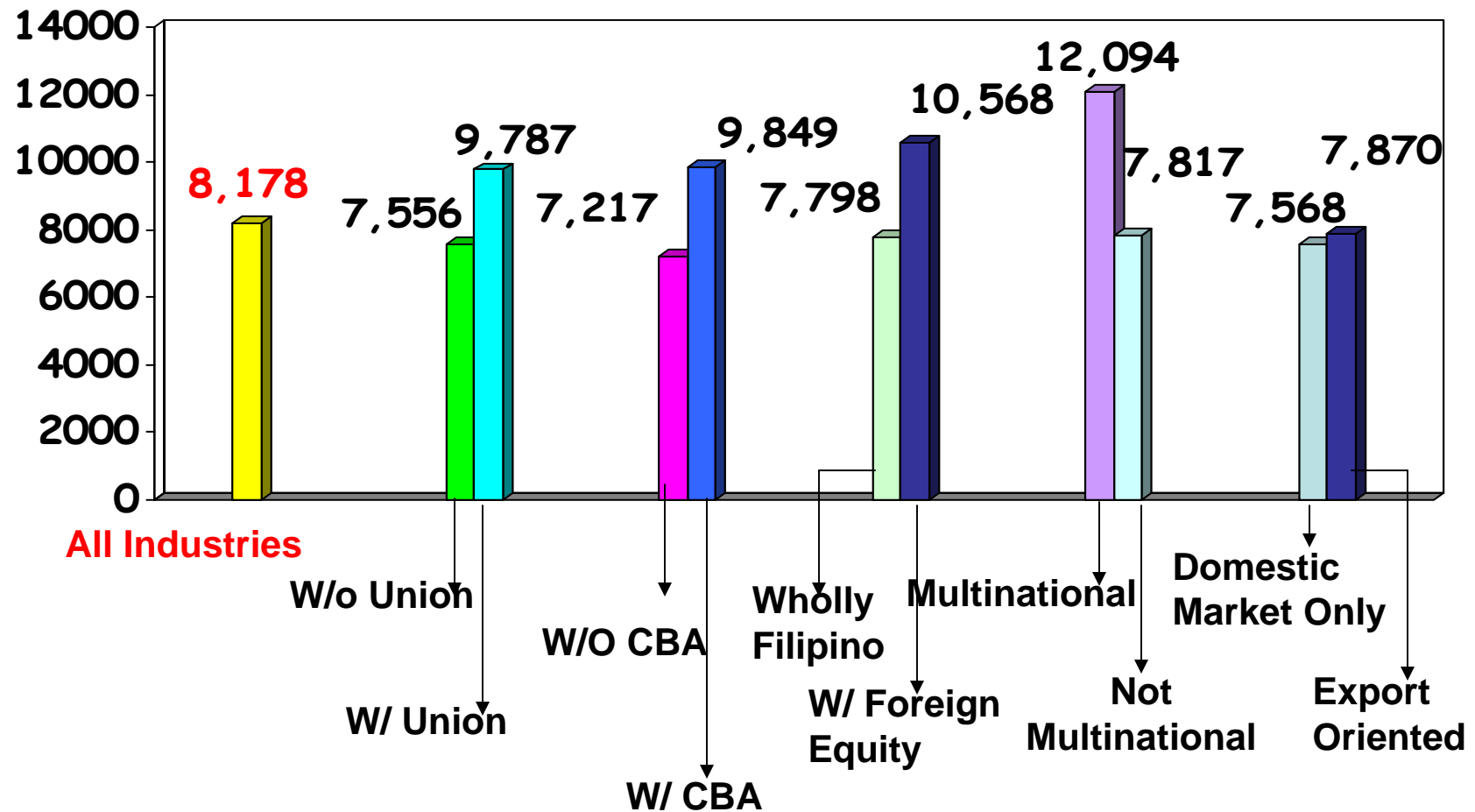
## Survey Highlights *(cont'd)*

---

### ***Median Monthly Allowance:***

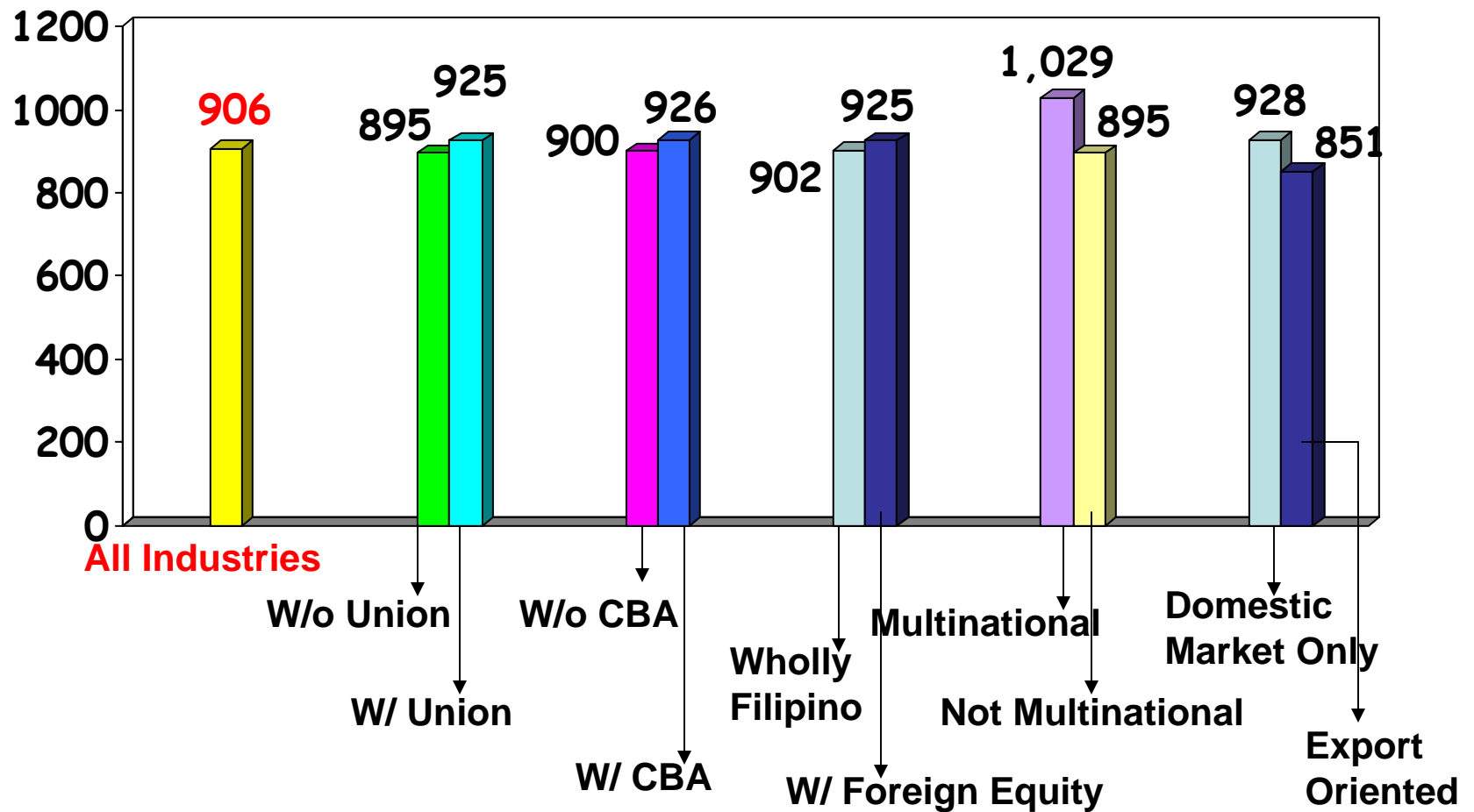
- Median is P 906 for 414,000 workers receiving cash allowances
  - 46 % (354,000) of total full-time time-rate workers do not receive allowances
-

# MEDIAN MONTHLY BASIC PAY BY UNIONISM, TYPE OF OWNERSHIP, SPREAD OF OPERATIONS AND TYPE OF MARKET

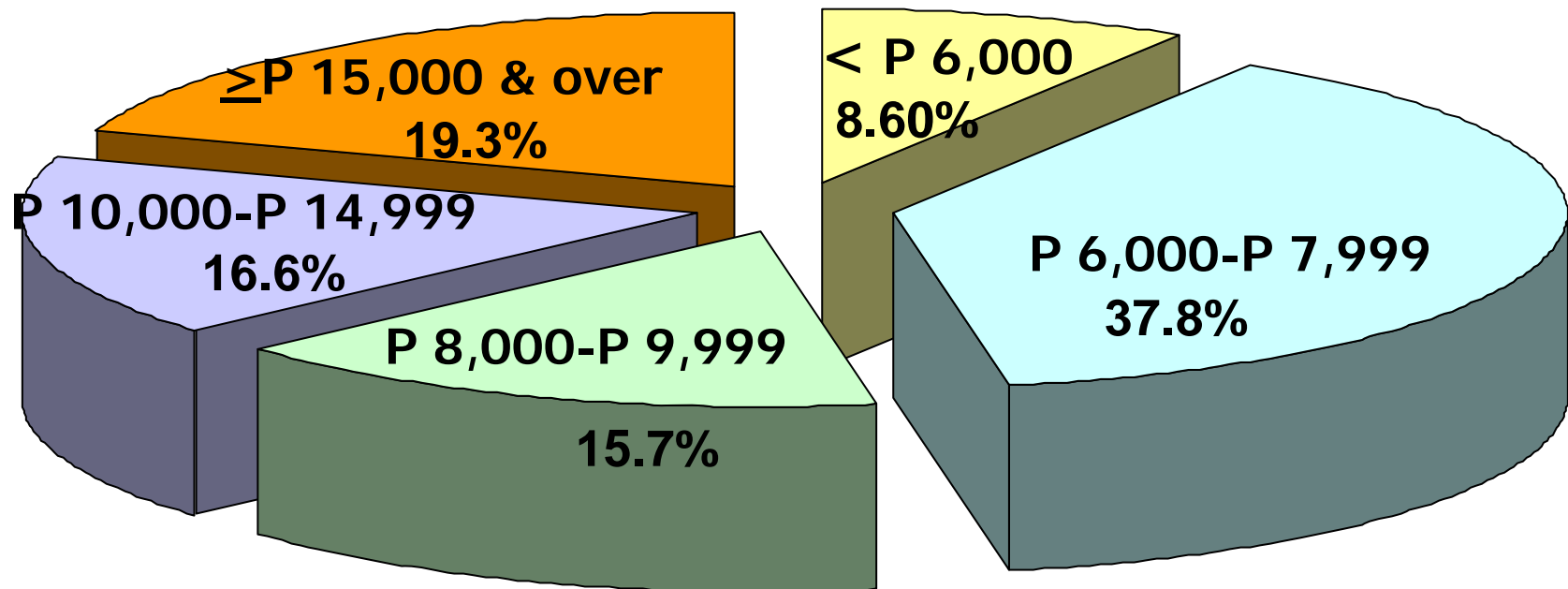




# MEDIAN MONTHLY ALLOWANCE BY UNIONISM, TYPE OF OWNERSHIP, SPREAD OF OPERATIONS AND TYPE OF MARKET



# **DISTRIBUTION OF TIME-RATE WORKERS ON FULL-TIME BASIS BY MONTHLY BASIC PAY INTERVAL**



# **DISTRIBUTION OF TIME-RATE WORKERS ON FULL-TIME BASIS BY MONTHLY ALLOWANCE INTERVAL**

