

Federal Democratic Republic Of Ethiopia
CENTRAL STATISTICAL AUTHORITY

AGRICULTURAL SAMPLE SURVEY
2003/04 (1996 E.C)

(September 2003-February 2004)

VOLUME III
REPORT ON

FARM MANGEMENT PRACTICES

(PRIVATE PEASANT HOLDINGS, MEHER SEASON)

ADDIS ABABA
July, 2004

305 STATISTICAL BULETIN 305

**PREPARED AND PRINTED BY
CENTRAL STATISTICAL AUTHORITY
P.O.BOX 1143 ADDIS ABABA
Tel. 55-30-11**

TABLE OF CONTENTS

	<u>Page</u>
List of Tables-----	ii
List of Figures-----	ii
PART I. INTRODUCTION	1
1. Introduction-----	1
2. Objectives of the Survey-----	2
PART II. SURVEY METHODOLOGY AND OPERATION	3
1. Scope and Coverage of the Survey-----	3
2. Sample Design-----	3
3. Organization of Field Work-----	4
4. Training of Field Staff-----	5
5. Method of Data Collection-----	6
6. Data Processing-----	6
6.1 Editing, Coding and Verification-----	6
6.2 Data Entry, Cleaning and Tabulation-----	6
7. Concepts and Definitions-----	7
PART III. FINDINGS OF THE SURVEY	11
1. Farm Management Practices-----	11
1.1 Quantity of Fertilizer and Applied Area-----	11
1.2. Quantity of Improved Seed and Applied Area-----	12
1.3. Pesticides Applied Area-----	12
1.4. Irrigated Area-----	12
1.5. Extension Package-----	13
2. Number of Holders Applying Inputs By Educational Status----	237
3. Number of Holders Reporting Damaged Crop Area by Causes of Damage-----	257
4. Number of Holders by Type of Miscellaneous Farm Practices--	283
Appendix I. Number of Planned and Actually Covered Sampling Units (EAs and Households)-----	321
Appendix II. Estimation procedures of Totals, Ratios and Sampling Errors---	325
Appendix III. Estimates of the Standard Errors with The corresponding Coefficient of variation -----	331

LIST OF TABLES

	<u>Page</u>
Table 1-Table 1.11 Number of Holders, Inputs Applied Area and Quantity of Inputs used For National, Regional and Zonal Domains.....	15-236
Table 2-Table 2.11 Number of Holders Applying Inputs by Educational Status For National, Regional and Zonal Domains.....	237-256
Table 3-Table 3.11 Number of Holders Reporting Damaged Crop Area in Hectare by Category of Crops and Causes of Damage For National, Regional and Zonal Domains.....	257-282
Table 4-Table 4.11 Number of Holders by Type of Farm Practices For National, Regional and Zonal Domains.....	284-220

LIST OF FIGURES

	<u>Page</u>
Figure 1. Agricultural Inputs Applied Area, National-----	14
Figure 2. Quantity of Inputs Applied, National-----	14
Figure 3. Number of Holders Applying Agricultural Inputs by Educational Status, National-----	237
Figure 4. Number of Holders Reported and Damaged Area By Causes of Damage, National-----	257

PART I

INTRODUCTION

Food security has become a burning issue in Ethiopia since it is an absolute prerequisite for political and social stability. It received national prominence in the aftermath of the recurring drought and famine and obviously became an immediate domestic policy concern.

The gap between the dire need for food and food supply is compounded by rapidly increasing population, depletion of natural resources and the existing traditional way of farming. It even requires sacrifice to provide adequate supply of food in such a situation where natural and human factors have negatively impacted on the agricultural production and resulted in recurrent droughts and sometimes in catastrophe.

Pressed by these problems and other economic factors, the Ethiopian Government has centered its agricultural policy on ensuring food security by allocating more resources to increase agricultural production so as to ward off food shortage and ensure continuous adequate supply of food. One way of increasing crop production is improving agricultural productivity within the private peasant holdings. An indicator to this point is the situation in which the application of agricultural inputs such as fertilizers, improved seeds, pesticides, etc. is available.

To give a ray of information on agricultural productivity the Central Statistical Authority (C.S.A) has been providing statistics on area under various inputs applied and volume of fertilizers and improved seeds utilized. As part of the 2003/04 (1996 E.C) Agricultural Sample Survey, data on fertilizer, improved seed, irrigation and pesticide applied area and volume of fertilizers and improved seeds used within the private peasant holdings were collected, processed and summarized.

The survey results are presented in this bulletin and other electronic media for public and private use. The report comprises three parts. Part I contains the objectives of this annual survey, Part II deals with coverage of the survey, sample design, field organization and method of data collection and Part III includes survey findings. Estimation procedures and formulation of estimates of totals and variance are presented in Appendix I. Estimates of the standard errors with the corresponding coefficients of variations for quantity of inputs used and inputs applied area are presented in Appendix II.

2. OBJECTIVES OF THE SURVEY.

The general objective of CSA's Agricultural Sample Survey (AgSS) is to collect basic quantitative information on the country's agriculture that is essential for planning, policy formulation, food security, etc. The AgSS is composed of four components: Crop Production Forecast Survey, Meher Season Survey of which Farm Management Practice is a part, Livestock Survey and Belg Season Survey.

The specific objectives of Meher Season Survey are to estimate the total volume of inputs used, inputs applied area and number of holders using inputs. Companion reports are published separately with estimates of crop area and production and land use area. All reports are based on the private peasant holdings in sedentary rural areas of the country, and data are provided at national, regional and zonal levels.

PART II

SURVEY METHODOLOGY AND OPERATION

1. SCOPE AND COVERAGE OF THE SURVEY

The range of data items that the 2003/04 (1996 E.C) Main(Meher) Season Agricultural Survey dealt with included fertilizers, improved seeds, pesticides, irrigation and other miscellaneous agricultural practices. Holders growing at least one or more type of crops were enumerated and data on quantity of inputs used and inputs applied area were recorded.

The survey also covered the entire rural parts of the country except three zones of Afar Regional State and six zones of Somali Regional State where their inhabitants are predominantly pastoralists. Accordingly the survey took into account all regional states, Addis Ababa and Dire Dawa Administrative councils that constitute 63 additional zones / special weredas (that are treated as zones) of the regions.

A total of 2,072 enumeration areas were initially selected to be covered by the survey, however, due to various reasons that are beyond the control of the CSA 16 EA's were not covered and the survey was successfully carried out in 2056 (99.23 %) EA's. As regards the ultimate sampling unit, it was planned to conduct the survey on 51,800 agricultural households and 51,300 (99.03 %) households were actually covered by the Meher Season Agricultural Sample Survey. Distribution of the number of sampling units (planned and covered) by domain of estimation is tabulated in Appendix I.

2. SAMPLE DESIGN

A stratified two-stage cluster sample design was used to select the sample. Enumeration Areas (EA's) were taken to be the primary sampling units (PSU's) and the secondary sampling units (SSU's) were agricultural households. Sample enumeration areas from each stratum were sub-samples of the 2001/2 (1994 E.C)

Ethiopian Agricultural Sample Enumeration. They were selected using probability proportional to size systematic sampling; size being number of agricultural households obtained from the 1994 Population & Housing Census and adjusted for the sub-sampling effect. Within each sample EA a fresh list of households was prepared and 25 agricultural households from each sample EA were systematically selected at the second stage. The survey questionnaire was finally administered for those 25 agricultural households selected at the second stage. Information on farm management practices for Meher season were obtained from the 25 households that were ultimately selected.

The sample size for the 2003/4 agricultural sample survey was determined by taking into account of both the required level of precision for the most important estimates within each domain and the amount of resources allocated to the survey. In order to reduce non-sampling errors manageability of the survey in terms of quality and operational control was also considered.

Except Harari, Addis Ababa and Dire Dawa, where the regions as a whole were taken to be the domain of estimation, each zone of a region / special wereda/ that is considered to be a zone by itself was adopted as a stratum for which major findings of the survey are reported.

Estimation procedure for totals & ratios and their sampling errors are given in Appendix II. Estimates of standard errors and Coefficient of Variations for selected estimates are also presented in Appendix III.

3. ORGANIZATION OF FIELD WORK

The conduct of a survey cannot be executed without the arrangement of fieldwork. In recognition of this, the organization of fieldwork has been entrusted to the Department of Field Operations that liaises between the Head Office and the 25 Branch Statistical Offices spread across the regions. All Branch Statistical Offices took part in the

survey execution especially in recruiting the enumerators, organizing the 2nd stage training, assigning the field staff to their sites of enumeration, supervising the data collection and retrieving completed questionnaires and submitting them to the Head Office for data processing operations. The Branch Statistical Offices were also responsible in administering the financial and logistic aspects of the survey within their areas of operation. A total of 2154 enumerators and 442 field supervisors and 21 coordinators were involved in the data collection where on the average one supervisor was assigned to five enumeration areas for supervision of data collection. All the enumerators were supplied with the necessary survey equipment after the completion of the training to ensure the smooth operation of the survey. To facilitate the data collection activities, a total of 195 four-wheel drive vehicles were used.

4. TRAINING OF FIELD STAFF

The execution of a survey and quality of data highly depend on the type of training given to the enumerators and supervisors and the consequent understanding of the tasks to be performed and the standard procedures to be followed by the enumerators and supervisors in the survey undertaking. The quality and completeness of data is ensured when the training meets its objective of producing responsible and enthusiastic enumerators and supervisors.

In light of this point, the training was given to the field staff in two stages. The first stage training, which took place in the Head Office lasted for 10 days which was targeted to staff member from the Head Office, and senior field supervisors from Branch Statistical offices. Those staff members took part in the first stage training were then assigned to conduct similar training for the enumerators and other supervisors for fifteen days in all the twenty-five Branch Statistical Offices distributed across the country.

In the training the field staff were given detailed classroom instruction on how to collect data, method of area measurement, method of crop cutting, interviewing

procedures, etc. The training also included field practice to reinforce the understanding of concepts, definitions and theories discussed in the classroom with regard to field measurement and crop cutting methods.

5. METHOD OF DATA COLLECTION

The agricultural data for the year 2003/04 (1996 E.C) was collected from sedentary rural peasant households by interviewing the selected agricultural holders and physically measuring their crop fields and weighing inputs applied to crop fields. The data obtained were recorded in various forms designed for this purpose.

Instruments like measuring tape; compass, kitchen balance, scientific calculators and others were used during data collection for a speedy and smooth acquisition of accurate data. The procedures for measuring areas of all crop fields and other fields used by the holders and weighing the inputs applied were performed for the twenty – five selected households from each sampled E.A. using measuring tapes, compasses and kitchen balances.

6. DATA PROCESSING

6.1 Editing Coding and Verification

Statistical data editing plays an important role in ensuring the quality of the collected survey data. It minimizes the effects of errors introduced while collecting data in the field, hence the need for data editing, coding and verification is paramount important. An editing, coding and verification instruction manual was prepared and 65 editors-coders and verifiers were trained for two days in editing, coding and verification using the aforementioned manual as a reference and teaching aid. The completed questionnaires were edited, coded and later verified on a 100 % basis before the questionnaires were passed over to the data entry unit. The editing, coding and verification exercise of all questionnaires took 40 days.

6.2 Data Entry, Cleaning and Tabulation

Before data entry, the Agricultural Statistics Department prepared edit specification for the survey for data consistency-checking purposes. The data on the edited and

coded questionnaires were then entered into personal computers. The data were then checked and cleaned using the edit specifications prepared earlier for this purpose. The data entry operation involved about 64 data encoders and it took 50 days to finish the job. Finally, tabulation was done on personal computers to produce statistical tables as per the tabulation plan.

7. CONCEPTS AND DEFINITIONS

Data items of agriculture have to be distinctly defined and identified so that the information about the items becomes useful. The correct way of stating data items and related terms is a prerequisite for making standards and definitions for the collection and compilation of agricultural data. The purpose of using standard concepts and definitions is not only to provide quality data but also to ensure that the right items are enumerated and measured accurately to reflect the agricultural situation.

Standard concepts and definitions used in the survey help to maintain consistent enumeration and measurement of variables of interest. To achieve this, CSA communicates concepts and definitions to the field staff through training and instruction manuals. The concepts and definitions used in the survey included the following.

Enumeration Area (E.A): - an enumeration area in the rural parts of the country is a locality that is in most of the cases less than and only in some cases equal to a farmers' association in geographical area and usually consists of 150-200 households

Household: - a household may be either:

- a) A one person household, that is a person who makes provisions for his own living with out combining with any other person to form part of a multi- person household or
- b) A multi-person household, that is, a group of two or more persons who live together and make common provisions for food and other essentials of living. The persons in the group may pool their incomes and have a common budget to a greater

or lesser extent. They may be related or unrelated persons or a combination of both. These persons are taken as members of the household.

Agriculture: - The growing of crops and/or raising of animals for own consumption and /or sale.

Agricultural Household: - a household is considered an agricultural household when at least one member of the household is engaged in growing crops and/or raising livestock in private or in combination with others.

Holding: - a holding is all the land and /or livestock kept, which is used wholly or partly for agricultural production and is operated as one legal entity by one person alone, or with others with out regard to management, organization, size or location.

Holder: - a holder is a person who exercises management control over the operation of the agricultural holding and makes the major decision regarding the utilization of the available resources. He/she has primary technical and economic responsibility for the holding. He/she may operate the holding directly as an owner or a manager. Under conditions of traditional agricultural holding the holder may be regarded as the person, who with or with out the help of others, operates land and/or raises livestock in his/her own right, i.e. the person who decides on which, where, when, and how to grow crops or raise livestock or both and has the right to determine the utilization of the products.

Parcel: - a parcel of holding is any piece of land entirely surrounded by land and/or water and/or road and/or forest etc. Which is not part of the holding. It may consist of one or more cadastral units, plots or fields adjacent to each other.

Field: - a field is defined as any plot of land which is a parcel or part of a parcel under the same or mixed crops or any other form of private holding.

Crop: includes cereals, pulses, oilseeds, vegetables, root crops, fruits coffee, Enset, Chat, hops, sugarcane, cotton, tobacco, etc produced for food, making drinks, stimulation and making fabrics or clothing.

Crop production: - the process of growing and harvesting of the above crops for own consumption and/or sale.

Temporary/Annual Crops: - Annual/temporary crops are crops, which are grown in less than a year's time, sometimes only a few months with an objective to sow or replant again for additional production following the current harvest. Continuously grown crops planted in rotation are also considered as temporary crops since each is harvested and destroyed by ploughing in preparation for each successive crop.

Permanent Crops: - Crops, which are grown and occupy land for a long period of time, not requiring replanting for several years after each harvest, are considered as permanent crops. All fruit trees (i.e. oranges, mandarin, bananas, etc) and trees for beverages (i.e. coffee, tea, Gesho, etc) are considered permanent crops but meadows and pastures are excluded.

Meher (Main) Season Crop: -any temporary crop harvested between Meskerm (September) and Yekatit (February) is considered as Meher season crop.

Belg Season Crop: - any temporary crop harvested between the months of Megabit (March) and Nehase (August) is considered to be Belg Season Crop.

Fertilizer: – refers to anything that is added to the soil and intended to increase the amount of plant nutrients available for crop growth. In this survey two types of fertilizers (Natural and Chemical) are enumerated. The Natural fertilizer consists of

the farm yard manure and wood ashes while the chemical type consists of DAP (Di-Ammonium phosphate) and UREA (Ammonium Nitrate)

Improved seed- is crop variety, which gives a significantly higher yield, and better quality compared to locally produced variety of seeds.

Pesticides – are chemicals that are useful for the control, mitigation or elimination of pests, which are detrimental to crops. Pesticides include insecticides and herbicides.

Irrigation: - refers to the practice where an area of land is purposely and actually provided with water, other than by rain to improve/increase production of crops. The uncontrolled flooding of land by the overflow of rivers or streams is not considered to be irrigation.

PART III

FINDINGS OF THE SURVEY

1. Farm Management Practice

By and large, agriculture in Ethiopia is subsistence. This is particularly true to the major food crops grown in the country and covered in the survey. The major food crops are produced in almost all regions of the country in spite of the variation in volume of production across the regions. The variation may be attributed to the extent of area devoted to each crop type, weather change, use of inputs, farm practice and a shift in preference for the crops grown.

The items on which data is collected are the ones that are practiced by the peasant holders. The items shown in the statistical tables are fertilizers, improved seeds, pesticides and irrigation. The quantity of fertilizers and improved seeds used and the area they are applied to including pesticides and irrigation are also indicated in the statistical tables.

1.1 Quantity of Fertilizer and Applied Area:

Fertilizer is one of the major agricultural inputs that increase productivity. The application of fertilizer to crop fields in Ethiopia is gathering momentum. The volume of fertilizer used and the area it is applied to are shown in Table 1. The total volume of fertilizer applied to area under crops is estimated to be 2.6 million quintals and the extent of area to which fertilizer was applied is estimated to be 2.5 million hectares.

Of all the volume of fertilizers used 1.6 million quintals was that of a mixture of UREA and DAP and more than 800 thousand was that of DAP. The great majority of the fertilizer was applied to Teff (about 763 thousand quintals), wheat (about 634 thousand quintals) and maize (about 577 thousand quintals). The largest area to which fertilizer was applied was under Teff (nearly a million hectares) followed by maize (about 737 thousand hectares) and wheat (about 663 thousand hectares).

1.2. Quantity of Improved Seed and Applied Area

Improved seeds are the other input that contributes to an increase to agricultural productivity. Their application is also expanding as more and more peasant holders aspire to have increased volume of crop production. Table 1 sheds some light on the use of improved seeds in the country.

The total volume of improved seeds used in 2003/04 (1996 E.C) is estimated to be more than 142 thousand quintals. The crop area under improved seeds is estimated to be 367 thousand hectares. The larger volumes of improved seeds used were that of maize and wheat which amounted to more than 65 and 64 thousand quintals, respectively. The largest area to which improved seeds were applied was under maize and wheat estimated to be more than 275 thousand and 45 thousand hectares, respectively.

1.3. Pesticide Applied Area

At times when rampant pests and weeds damage crops the use of pesticides is indispensable. In areas where crop damage caused by pests and weeds was reported the application of pesticides is more evident in the survey results.

The total pesticide applied area is estimated to be more than 893 thousand hectares as indicated in Table 1. The number of holders who applied pesticide was more than 1.5 million. Most of the crop area to which pesticide was applied was under Teff (more than 393 thousand hectares) and wheat (more than 333 thousand hectares).

1.4. Irrigated Area

Irrigation enables to increase the frequency of crop production and alleviates the water shortage caused by poor rains /dry seasons. The use of extensive irrigation is an idea fanned by many agricultural experts in the wake of the recurrent drought and famine.

The survey results show that the practice of irrigation in the country has a long way to go to bring about the desired change as shown in Table 1.

The total irrigated crop area in the country within the private peasant holdings is estimated to be about 120 thousand hectares. The farmers who practice irrigation are estimated to number more than 738 thousand. Most of the irrigated area was under maize and sorghum which was estimated to be about 32 thousand and 11 thousand hectares, respectively.

1.5. Extension Package

The number of holders participating in various crop extension packages is estimated to be 1.8 million, which is much more than that of 2001/02 (1994 E.C), which was nearly 600 thousand holders. This big difference is attributed to the relaxation of the definition of extension package used by the C.S.A in 2003/04 (1996 E.C) compared to that of 2001/02 (1994 E.C). Thus, in the 2001/02 (1994 E.C.) Ethiopian Agricultural Sample Enumeration “ *a holder is said to be a participant of extension package if and only if he/she obtains agricultural advices and apply the recommended inputs and related services such as close follow up by the Development Agents (DA), supervision from Wereda and Zonal Agricultural Bureaus...etc*”. Whereas in the 2003/04(1996 E.C) Agricultural Sample Survey, *the previously adopted definition was slightly relaxed as extension participants are considered as those holders who attained advice from DA or trained peasants in plot preparation, use of fertilizer, related services, etc.*

Most of the area under the extension program was reported to be under Teff, maize, and wheat estimated to be over 307 thousand, nearly 300 thousand and about 203 thousand hectares, respectively, as shown in Table 1. Slightly over one million maize growers were included in the extension package.

Figure 1. Agricultural Inputs Applied Area, National

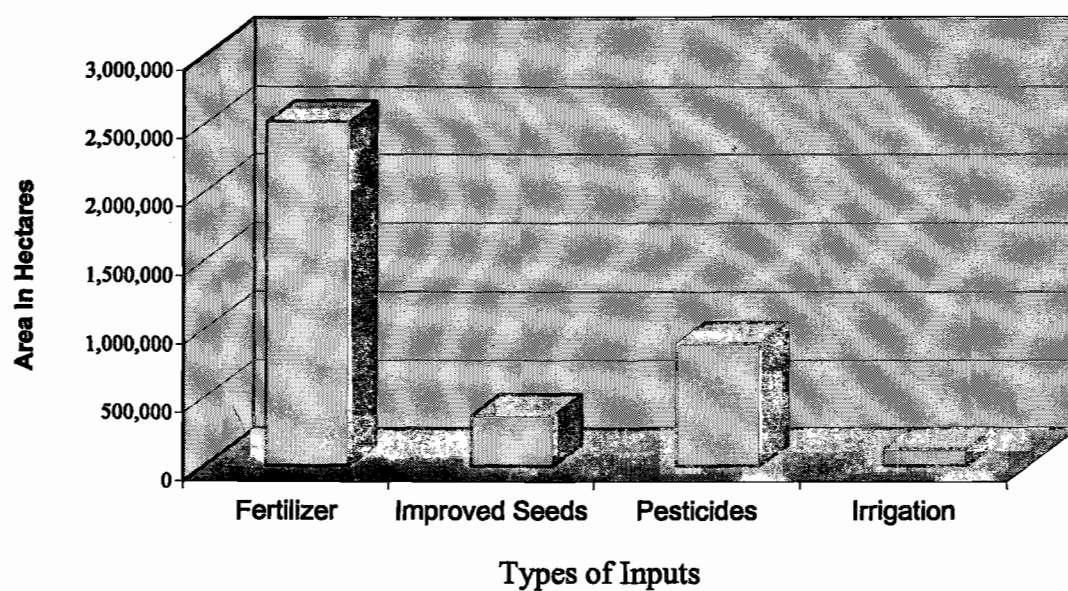
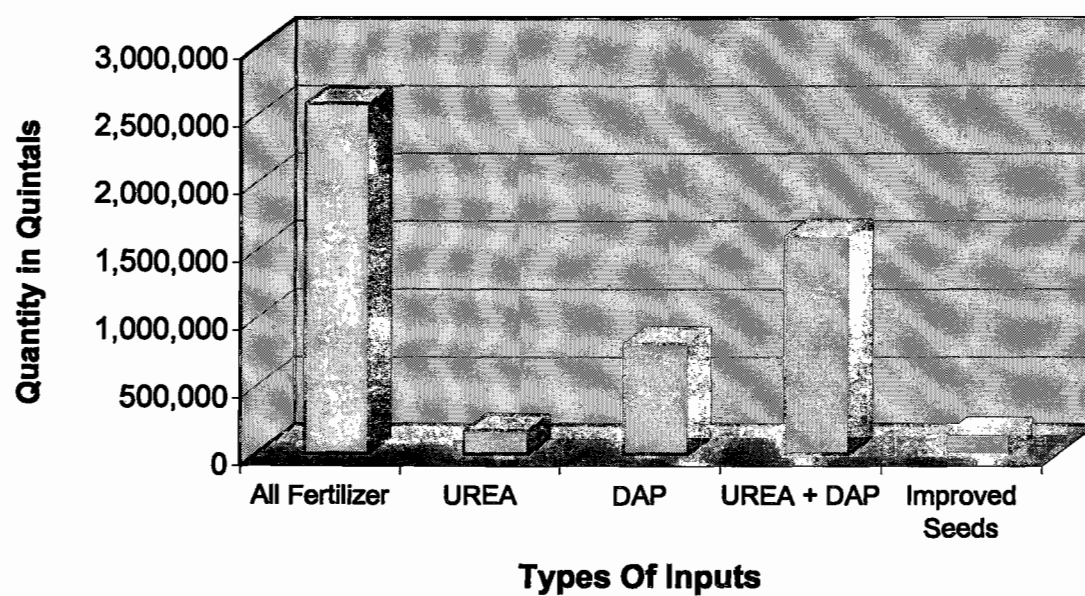


Figure 2. Quantity of Inputs Applied, national



Ethiopia Table 1. Number of Holders, Inputs Applied Area and Quantity of Inputs used

Crop type	All Crop Area	All Fertilizers		Natural		DAP		
		Hectare	Quintal	Holder	Hectare	Holder	Hectare	Quintal
All	9,654,159	3,882,506	2,581,775	6,694,022	1,371,945	1,901,673	1,130,895	810,197
Cereals	6,998,977	3,140,948	2,311,459	4,193,814	804,716	1,781,761	1,034,760	716,318
Teff	1,989,068	996,852	763,471	458,085	84,389	825,286	355,625	228,637
Barley	920,127	376,461	210,923	964,969	130,626	476,261	164,488	121,917
Wheat	1,098,907	663,668	634,545	588,926	74,276	608,409	267,361	197,314
Maize	1,367,115	737,327	577,253	3,031,549	320,504	547,260	139,946	109,683
Sorghum	1,283,654	216,090	52,530	850,936	173,773	63,937	10,257	7,706
Finger millet	304,758	141,523	70,151	116,592	18,859	206,141	91,454	49,614
Oats / 'Aja'	30,048	8,172	1,955	37,801	2,151	26,095	5,552	1,406
Rice	*	855	631	3,835	*	*	*	*
Pulses	1,099,535	203,172	82,675	1,577,798	121,188	349,135	54,663	41,686
Horse / Faba beans	381,988	103,295	34,120	867,699	70,343	179,287	23,981	17,257
Field Peas	211,564	42,989	17,767	215,994	19,586	94,357	17,785	13,235
Haricot beans	183,752	37,959	24,423	562,743	20,663	96,149	10,007	9,160
Chick peas	154,281	6,032	1,382	42,303	4,356	2,711	450	152
Lentils	52,062	4,583	1,170	37,148	1,994	14,357	1,037	338
Vetch / Grass peas	82,713	2,447	170	17,085	1,789	1,428	167	*
Soya beans	1,027	*	*	1,720	*	*	*	*
Fenugreek	17,133	4,426	1,596	125,694	1,949	11,752	732	405
Gibto	15,016	1,302	2,030	5,882	381	7,609	492	1,087
Oilseeds	570,783	55,663	47,003	466,280	29,695	107,895	17,330	14,452
Neug	281,718	15,495	1,475	40,840	8,413	15,261	6,047	1,081
Linseed	142,899	9,379	2,515	68,652	3,746	26,329	4,675	2,060
Groundnuts	20,217	5,507	*	30,084	3,476	2,738	*	*
Safflower	8,401	1,148	1,376	21,238	591	2,030	*	*
Sesame	91,527	6,198	565	26,329	4,721	1,198	*	*
Rapeseed	26,021	17,937	37,724	302,188	8,748	65,464	4,925	10,535
Vegetables	82,333	51,046	27,888	2,577,601	31,789	101,025	7,746	8,839
Lettuce	130	*	*	11,208	35	*	*	*
Head cabbage	1,843	1,032	893	78,124	364	6,828	*	*
Ethiopian cabbage	22,377	17,218	1,728	1,724,197	16,610	28,309	367	778
Tomatoes	3,761	*	*	49,590	502	*	*	*
Green peppers	4,471	2,621	*	370,533	2,185	9,190	293	*
Red peppers	49,611	27,555	18,683	650,450	12,040	56,431	6,095	5,844
Swiss chard	140	102	*	27,040	52	1,294	*	*
Root crops	158,731	89,316	43,776	2,168,857	63,863	189,253	10,599	14,080
Beetroot	1,216	893	842	115,604	391	7,293	82	73
Carrot	1,108	637	545	42,356	135	4,557	67	36
Onion	17,017	9,292	*	412,067	3,740	19,621	1,586	1,825
Potatoes	54,603	33,734	21,933	581,466	17,580	125,780	7,877	10,297
Garlic	9,465	5,774	2,351	653,737	4,667	23,040	256	422
Taro 'Godere'	28,380	13,658	333	558,121	13,434	5,897	*	251
Sweet potatoes	46,942	25,329	3,184	526,812	23,915	16,836	554	1,176
Other Temporary	64,709	16,284	5,276	999,827	14,771	20,772	614	1,142
Permanent crops	679,091	326,077	-	3,913,746	305,923	-	-	-
Avocado	2,938	1,750	-	273,083	1,713	-	-	-
Bananas	29,083	8,890	-	686,910	8,188	-	-	-
Guava	1,063	300	-	61,300	270	-	-	-
Lemons	735	277	-	52,702	265	-	-	-
Mangoes	4,964	1,346	-	150,735	1,176	-	-	-
Oranges	2,533	1,247	-	180,222	1,176	-	-	-
Papayas	2,371	1,075	-	189,765	1,017	-	-	-
Pineapples	*	*	-	4,835	55	-	-	-
Chat	111,578	55,213	-	938,198	41,303	-	-	-
Coffee	232,439	51,822	-	1,278,269	48,656	-	-	-
Hops / 'Geshe'	20,792	10,290	-	817,287	9,459	-	-	-
Enset	247,000	185,566	-	2,407,409	184,800	-	-	-
Sugar cane	14,292	5,179	-	404,820	4,927	-	-	-
Other permanent	8,652	3,065	-	385,628	2,918	-	-	-

Ethiopia (Table 1contd.)

Crop type	UREA			UREA + DAP			Indigenous seed		
	Holder	Hectare	Quintal	Holder	Hectare	Quintal	Holder	Hectare	Quintal
All	528,239	192,276	168,556	1,967,843	1,187,388	1,603,022	10,419,634	9,286,892	6,224,388
Cereals	439,407	171,429	134,378	1,899,760	1,130,042	1,460,763	9,524,818	6,655,435	4,989,758
Teff	221,811	97,917	66,390	837,200	458,921	468,443	4,539,683	1,976,917	920,430
Barley	51,913	7,992	5,434	294,750	73,354	83,573	3,466,345	916,515	1,407,711
Wheat	111,001	32,819	23,687	704,892	289,212	413,544	3,296,773	1,053,531	1,728,368
Maize	125,056	16,507	22,967	857,485	260,370	444,603	5,957,898	1,091,692	465,083
Sorghum	51,012	10,985	13,642	74,797	21,074	31,182	3,620,885	1,277,577	303,081
Finger millet	16,949	4,980	2,133	97,759	26,231	18,404	1,049,799	304,065	115,827
Oats / 'Aja'	*	*	*	5,073	397	507	255,515	29,849	38,593
Rice	*	*	*	2,573	483	507	25,399	*	*
Pulses	51,553	5,905	4,642	186,082	21,416	36,347	5,284,410	1,093,194	1,084,890
Horse / Faba beans	16,960	*	1,019	90,566	7,600	15,845	2,881,265	380,425	481,988
Field Peas	*	*	*	25,254	3,952	3,747	1,337,072	210,494	224,005
Haricot beans	20,450	1,714	2,532	54,419	5,575	12,730	1,791,359	181,082	133,010
Chick peas	*	*	*	8,552	1,172	1,222	617,880	153,606	119,696
Lentils	5,122	654	176	12,082	898	655	467,554	52,046	42,412
Vetch / Grass peas	*	*	*	*	*	*	408,527	82,512	69,015
Soya beans	-	-	-	*	*	*	13,019	970	445
Fenugreek	4,518	199	120	14,631	1,546	1,070	428,162	17,107	9,017
Gibto	-	-	-	*	*	*	85,655	14,951	5,301
Oilseeds	20,400	1,462	2,301	89,558	7,175	30,250	2,434,991	568,681	144,335
Neug	2,923	*	*	3,516	847	268	935,352	281,510	45,394
Linseed	1,838	*	43	9,634	848	413	874,536	141,935	69,228
Groundnuts	2,096	197	512	*	*	*	124,230	20,128	13,796
Safflower	3,774	*	*	4,192	*	*	143,560	8,237	2,223
Sesame	2,554	494	*	*	*	*	316,248	91,092	8,753
Rapeseed	7,637	212	846	66,188	4,053	26,344	573,633	25,778	4,941
Vegetables	73,810	4,222	4,717	82,145	7,289	14,332	3,814,401	81,601	160
Lettuce	*	*	*	*	*	*	19,112	*	-
Head cabbage	6,150	*	*	7,369	169	257	114,593	1,500	*
Ethiopian cabbage	5,520	47	*	11,344	193	804	2,227,908	22,347	77
Tomatoes	2,832	*	*	7,065	*	*	100,043	3,549	*
Green peppers	4,269	48	63	8,475	96	*	593,043	4,459	7
Red peppers	58,432	3,275	3,076	52,936	6,145	9,763	1,300,649	49,537	68
Swiss chard	*	*	*	2,311	*	*	33,524	89	-
Root crops	65,372	3,123	6,481	137,744	11,732	23,214	3,819,937	157,485	2,304
Beetroot	*	*	*	8,387	321	608	156,433	973	*
Carrot	2,330	92	*	5,978	*	*	65,285	649	*
Onion	13,505	864	1,758	38,175	3,102	*	774,366	16,807	*
Potatoes	30,215	1,583	3,081	65,189	6,693	8,555	1,146,501	54,358	790
Garlic	17,334	141	393	25,207	710	1,536	1,065,371	9,434	*
Taro 'Godere'	*	*	*	1,597	*	*	886,658	28,376	*
Sweet potatoes	8,700	337	*	11,536	523	994	1,020,403	46,887	*
Other Temporary	12,240	*	*	21,578	686	3,614	1,721,513	63,625	831
Permanent crops	-	-	-	-	-	-	6,003,108	666,871	-
Avocado	-	-	-	-	-	-	384,979	2,872	-
Bananas	-	-	-	-	-	-	1,290,901	29,016	-
Guava	-	-	-	-	-	-	130,179	1,042	-
Lemons	-	-	-	-	-	-	112,975	722	-
Mangoes	-	-	-	-	-	-	346,877	4,777	-
Oranges	-	-	-	-	-	-	299,455	2,439	-
Papayas	-	-	-	-	-	-	369,074	2,281	-
Pineapples	-	-	-	-	-	-	21,862	*	-
Chat	-	-	-	-	-	-	1,728,261	111,250	-
Coffee	-	-	-	-	-	-	2,342,118	221,345	-
Hops / 'Geshe'	-	-	-	-	-	-	1,459,302	20,675	-
Enset	-	-	-	-	-	-	3,075,194	246,924	-
Sugar cane	-	-	-	-	-	-	717,381	14,270	-
Other permanent	-	-	-	-	-	-	707,583	8,606	-

Ethiopia (Table 1 Contd.)

Crop type	Improved seed			Pesticide		Irrigation		Extension package	
	Holder	Hectare	Quintal	Holder	Hectare	Holder	Hectare	Holder	Hectare
All	1,287,490	367,074	142,212	1,549,055	893,340	738,828	120,643	1,773,822	1,065,495
Cereals	1,059,293	343,511	138,422	1,450,421	865,434	274,447	61,406	1,689,201	987,574
Teff	45,223	12,151	4,355	865,720	393,112	34,712	7,835	664,645	307,103
Barley	19,571	3,613	3,207	265,334	77,521	38,353	5,647	411,444	107,496
Wheat	148,693	45,376	64,270	740,203	333,564	28,577	3,805	514,716	201,947
Maize	867,694	275,416	65,385	89,140	19,541	182,506	32,573	1,077,174	299,458
Sorghum	39,668	6,059	923	45,434	15,383	73,309	11,199	215,407	71,116
Finger millet	4,392	692	143	61,636	24,073	2,543	197	-	-
Oats / 'Aja'	*	*	*	17,334	2,078	1,897	*	-	-
Rice	*	*	*	*	*	*	*	2,521	*
Pulses	64,446	6,329	3,210	43,077	8,415	69,379	5,217	212,597	33,650
Horse / Faba beans	21,247	1,563	703	13,764	1,838	13,078	1,021	-	-
Field Peas	10,396	1,071	416	12,381	2,891	3,644	314	84,406	10,714
Haricot beans	31,562	2,657	1,621	13,468	2,039	29,433	1,191	70,208	6,095
Chick peas	6,056	*	*	1,756	*	4,590	788	55,091	9,279
Lentils	*	*	*	1,901	168	3,849	*	46,860	7,561
Vetch / Grass peas	*	*	*	*	123	5,014	*	-	-
Soya beans	*	*	*	*	*	779	24	-	-
Fenugreek	1,624	*	*	1,459	*	18,048	*	-	-
Gibto	*	*	*	*	*	*	*	-	-
Oilseeds	22,944	2,079	*	34,428	6,304	13,539	927	218,685	34,723
Neug	2,090	207	*	1,370	*	*	*	58,394	15,750
Linseed	4,558	*	*	29,536	5,344	3,745	*	63,255	6,961
Groundnuts	1,795	89	*	*	*	*	*	4,468	895
Safflower	3,494	165	*	*	*	*	*	-	-
Sesame	3,439	*	*	2,302	*	1,601	259	16,295	4,853
Rapeseed	8,175	239	*	*	*	4,670	165	105,407	6,263
Vegetables	44,155	719	*	19,501	*	177,164	5,880	81,507	2,208
Lettuce	3,505	*	-	-	-	9,573	*	-	-
Head cabbage	25,485	343	*	1,833	*	21,555	460	-	-
Ethiopian cabbage	3,101	24	-	7,129	69	29,419	197	-	-
Tomatoes	7,629	*	-	5,844	*	33,593	*	15,409	294
Green peppers	1,833	11	*	1,175	*	41,485	621	-	-
Red peppers	2,366	*	-	5,245	365	79,435	2,027	69,346	1,913
Swiss chard	9,243	*	-	*	*	8,879	83	-	-
Root crops	51,357	1,239	*	28,966	*	211,867	10,313	108,394	4,555
Beetroot	23,912	243	*	*	*	11,548	*	-	-
Carrot	19,351	*	-	*	*	10,446	*	-	-
Onion	13,661	209	*	*	*	83,131	4,379	41,683	677
Potatoes	5,293	244	*	14,499	1,302	56,155	2,705	57,458	3,480
Garlic	5,179	31	-	2,329	*	63,288	1,099	-	-
Taro 'Godere'	*	*	-	*	*	2,576	*	-	-
Sweet potatoes	2,330	*	*	1,966	44	42,633	1,577	17,593	398
Other Temporary	2,830	*	*	7,086	*	50,580	5,385	5,803	*
Permanent crops	-	-	-	74,998	6,428	493,333	31,516	53,309	2,650
Avocado	-	-	-	*	*	7,053	88	-	-
Bananas	-	-	-	2,713	*	103,060	6,722	-	-
Guava	-	-	-	*	*	20,613	135	-	-
Lemons	-	-	-	*	*	23,792	281	-	-
Mangoes	-	-	-	*	*	29,078	*	-	-
Oranges	-	-	-	*	*	39,483	506	-	-
Papayas	-	-	-	1,410	*	39,841	539	-	-
Pineapples	-	-	-	-	-	*	*	-	-
Chat	-	-	-	49,777	4,863	164,390	10,620	-	-
Coffee	133,985	11,081	-	13,428	632	193,842	6,357	-	-
Hops / 'Geshe'	-	-	-	3,420	*	151,924	1,743	-	-
Enset	-	-	-	7,118	544	26,691	943	-	-
Sugar cane	-	-	-	1,893	*	67,797	2,301	-	-
Other permanent	-	-	-	2,013	*	44,821	326	-	-

Tigray Region

Table 1.1 Number of Holders, Inputs Applied Area and Quantity of Inputs used

Crop type	All Crop area	All Fertilizer		Natural		DAP		
		Hectare	Quintal	Holder	Hectare	Holder	Hectare	Quintal
All	601959	268330	135358	418825	138138	28416	13419	9186
Cereals	512432	251053	128046	376685	123643	27497	12893	8918
Teff	136740	65337	42546	63709	12749	12524	3807	1961
Barley	76521	39389	27203	140327	19503	9503	2579	2449
Wheat	74466	37310	31565	96061	13214	8790	*	*
Maize	43622	35774	11869	235193	26256	3488	576	*
Sorghum	128927	45934	2899	109029	41787	2198	813	342
Finger millet	51709	27269	11953	54103	10113	5573	1592	789
Oats / 'Aja'	*	*	-	*	*	-	-	-
Rice	*	*	*	*	*	-	-	-
Pulses	41139	8864	1084	90625	7787	*	*	*
Horse / Faba beans	14880	4818	737	65833	4288	*	*	*
Field Peas	4944	802	*	12479	773	*	*	*
Haricot beans	1082	*	*	2040	*	-	-	-
Chick peas	8521	1382	*	6680	1161	-	-	-
Lentils	5348	623	*	4593	517	*	*	*
Vetch / Grass peas	5817	*	*	*	*	*	*	*
Soya beans	*	-	-	-	-	-	-	-
Fenugreek	513	*	*	6389	*	-	-	-
Gibto	-	-	-	-	-	-	-	-
Oilseeds	38585	4570	277	16897	3890	*	*	*
Neug	6055	615	146	4169	508	-	-	-
Linseed	6162	572	70	6677	458	*	*	*
Groundnuts	*	-	-	-	-	-	-	-
Safflower	*	*	-	*	*	-	-	-
Sesame	26280	3360	*	6735	2902	*	*	*
Rapeseed	*	*	*	*	*	-	-	-
Vegetables	1817	1079	*	75297	758	1709	12	*
Lettuce	*	*	*	4049	*	-	-	-
Head cabbage	*	*	59	2566	*	*	*	*
Ethiopian cabbage	*	*	*	*	*	-	-	-
Tomatoes	366	138	*	9815	67	*	*	*
Green peppers	279	104	*	11444	72	*	*	*
Red peppers	932	725	*	53446	578	*	*	*
Swiss chard	74	*	26	5364	17	*	*	*
Root crops	1636	976	1097	30121	476	*	*	*
Bectroot	*	*	*	*	*	-	-	-
Carrot	*	*	*	*	*	-	-	-
Onion	638	308	730	9558	67	*	*	*
Potatoes	419	284	*	12704	189	*	*	*
Garlic	506	350	*	12797	217	*	*	*
Taro 'Godere'	-	-	-	-	-	-	-	-
Sweet potatoes	*	*	-	*	*	-	-	-
Other Temporary	294	60	*	4248	35	*	*	*
Permanent crops	6056	1727	-	66695	1548	-	-	-
Avocado	*	-	-	-	-	-	-	-
Bananas	*	*	-	1546	*	-	-	-
Guava	18	12	-	2036	*	-	-	-
Lemons	18	10	-	2626	9	-	-	-
Mangoes	*	*	-	*	*	-	-	-
Oranges	30	*	-	2263	*	-	-	-
Papayas	32	22	-	3105	*	-	-	-
Pineapples	-	-	-	-	-	-	-	-
Chat	*	*	-	*	*	-	-	-
Coffee	*	5	-	1390	4	-	-	-
Hops / 'Geshe'	1640	697	-	42405	548	-	-	-
Enset	-	-	-	-	-	-	-	-
Sugar cane	*	*	-	*	*	-	-	-
Other permanent	4006	946	-	27113	940	-	-	-

Tigray Region (Table 1.1 contd.)

Crop type	UREA			UREA + DAP			Indigenous seed		
	Holder	Hectare	Quintal	Holder	Hectare	Quintal	Holder	Hectare	Quintal
All	25454	7517	4837	220655	109255	121334	642308	593806	418922
Cereals	21204	7320	4626	217547	107197	114502	630543	504716	366849
Teff	11954	*	*	140927	44076	37826	388087	134925	61192
Barley	4988	890	595	91302	16416	24159	343615	75906	122023
Wheat	4263	525	580	86128	20045	27917	265466	70235	110386
Maize	3604	503	441	59705	8439	11119	361391	43311	18950
Sorghum	*	*	*	10888	3143	2481	244312	128328	33729
Finger millet	2791	507	174	61288	15057	10990	205852	51563	19881
Oats / 'Aja'	-	-	-	-	-	-	*	*	*
Rice	-	-	-	*	*	*	*	*	*
Pulses	*	*	*	15085	985	967	278563	40995	44785
Horse / Faba beans	*	*	*	11057	516	710	175554	14812	20531
Field Peas	-	-	-	767	14	13	54243	4934	6987
Haricot beans	*	*	*	*	*	*	10217	1070	305
Chick peas	-	-	-	*	*	*	38950	8466	5394
Lentils	-	-	-	*	*	*	40655	5348	5315
Vetch / Grass peas	-	-	-	*	*	*	29155	5817	4818
Soya beans	-	-	-	-	-	-	*	*	*
Fenugreek	-	-	-	1249	*	*	20435	513	*
Gibto	-	-	-	-	-	-	-	-	-
Oilseeds	*	*	*	2849	214	221	135804	38550	6110
Neug	-	-	-	1295	*	146	34764	6055	1331
Linseed	*	*	*	1620	106	50	60973	6162	2220
Groundnuts	-	-	-	-	-	-	*	*	*
Safflower	-	-	-	-	-	-	*	*	*
Sesame	*	*	*	-	-	-	51492	26248	2546
Rapeseed	-	-	-	*	*	*	2033	*	*
Vegetables	2852	34	59	14896	276	*	123924	1740	*
Lettuce	-	-	-	*	*	*	4622	*	-
Head cabbage	*	*	*	1888	*	56	5933	*	*
Ethiopian cabbage	-	-	-	*	*	*	*	*	-
Tomatoes	*	*	*	3188	43	*	19448	352	*
Green peppers	*	*	*	4386	30	*	28913	274	-
Red peppers	1595	10	*	8320	136	*	78464	926	*
Swiss chard	-	-	-	1488	*	*	6753	39	-
Root crops	2134	*	*	16763	412	897	77576	1566	*
Beetroot	-	-	-	*	*	*	846	*	-
Carrot	*	*	*	*	*	*	*	*	*
Onion	844	*	*	10718	215	663	35333	598	*
Potatoes	*	*	*	*	*	*	26342	414	*
Garlic	*	*	*	4961	*	85	34284	490	*
Taro 'Godere'	-	-	-	-	-	-	-	-	-
Sweet potatoes	-	-	-	-	-	-	*	*	-
Other Temporary	-	-	-	1024	4	*	10698	294	*
Permanent crops	-	-	-	-	-	-	175122	5945	-
Avocado	-	-	-	-	-	-	*	*	-
Bananas	-	-	-	-	-	-	1721	4	-
Guava	-	-	-	-	-	-	4134	11	-
Lemons	-	-	-	-	-	-	5182	13	-
Mangoes	-	-	-	-	-	-	*	*	-
Oranges	-	-	-	-	-	-	3857	*	-
Papayas	-	-	-	-	-	-	3596	19	-
Pineapples	-	-	-	-	-	-	-	-	-
Chat	-	-	-	-	-	-	6171	*	-
Coffee	-	-	-	-	-	-	3617	*	-
Hops / 'Gescho'	-	-	-	-	-	-	97171	1585	-
Enset	-	-	-	-	-	-	-	-	-
Sugar cane	-	-	-	-	-	-	*	*	-
Other permanent	-	-	-	-	-	-	94929	3993	-

Tigray Region (Table 1.1 contd.)

Crop type	Improved seed			Pesticide		Irrigation		Extension package	
	Holder	Hectare	Quintal	Holder	Hectare	Holder	Hectare	Holder	Hectare
All	51265	8146	6960	36914	12844	99193	12269	374232	257206
Cereals	30853	7715	6902	31279	11502	34738	8895	367328	239529
Teff	4932	*	*	16895	5554	17162	4425	243406	87146
Barley	4248	615	*	8335	1237	9561	1141	218767	48592
Wheat	18944	4231	5958	7047	1306	12587	1719	174095	44273
Maize	5521	311	140	3342	269	7250	573	174165	19756
Sorghum	4371	598	*	*	*	3157	972	90518	39735
Finger millet	1866	145	*	4937	*	1018	*	-	-
Oats / 'Aja'	-	-	-	*	*	-	-	-	-
Rice	-	-	-	-	-	-	-	*	*
Pulses	1943	144	*	4361	854	10576	983	64324	9238
Horse / Faba beans	913	*	*	1629	*	4429	332	-	-
Field Peas	*	*	*	-	-	*	*	26369	2256
Haricot beans	*	*	*	*	*	-	-	5361	*
Chick peas	*	*	*	*	*	*	*	18394	3846
Lentils	-	-	-	*	*	*	*	20738	2697
Vetch / Grass peas	-	-	-	*	*	1182	*	-	-
Soya beans	-	-	-	-	-	-	-	-	-
Fenugreek	-	-	-	-	-	2588	*	-	-
Gibto	-	-	-	-	-	-	-	-	-
Oilseeds	*	*	-	*	*	777	*	40881	7340
Neug	-	-	-	-	-	*	*	8658	1051
Linseed	-	-	-	-	-	*	*	26188	2271
Groundnuts	-	-	-	-	-	-	-	-	-
Safflower	*	*	-	-	-	-	-	-	-
Sesame	*	*	-	*	*	*	*	9562	4011
Rapeseed	*	*	-	-	-	*	*	*	*
Vegetables	5542	*	*	*	*	31042	793	24408	412
Lettuce	1894	2	-	-	-	3921	*	-	-
Head cabbage	1529	*	*	*	*	6136	*	-	-
Ethiopian cabbage	*	*	-	-	-	*	*	-	-
Tomatoes	1144	*	*	*	*	12963	305	10107	229
Green peppers	982	*	*	*	*	13453	168	-	-
Red peppers	-	-	-	*	*	3713	*	15036	182
Swiss chard	*	*	*	*	*	5202	*	-	-
Root crops	3962	70	*	1357	*	34859	1009	31665	676
Beetroot	*	*	-	-	-	*	*	-	-
Carrot	*	*	-	-	-	*	*	-	-
Onion	2357	*	*	*	*	17260	319	21484	384
Potatoes	*	*	-	*	*	10437	239	13169	292
Garlic	*	*	-	*	*	17327	394	-	-
Taro 'Godere'	-	-	-	-	-	-	-	-	-
Sweet potatoes	-	-	-	-	-	*	*	-	-
Other Temporary	-	-	-	*	*	2403	6	*	*
Permanent crops	-	-	-	1481	*	49602	571	-	-
Avocado	-	-	-	-	-	*	*	-	-
Bananas	-	-	-	*	*	2262	*	-	-
Guava	-	-	-	-	-	4630	16	-	-
Lemons	-	-	-	*	*	2860	5	-	-
Mangoes	-	-	-	-	-	*	*	-	-
Oranges	-	-	-	-	-	3509	*	-	-
Papayas	-	-	-	*	*	5209	25	-	-
Pineapples	-	-	-	-	-	-	-	-	-
Chat	-	-	-	*	*	1517	*	-	-
Coffee	*	*	-	-	-	2721	6	-	-
Hops / 'Gesho'	-	-	-	*	*	40231	399	-	-
Enset	-	-	-	-	-	*	*	-	-
Sugar cane	-	-	-	-	-	*	*	-	-
Other permanent	-	-	-	*	*	6388	79	-	-

West Tigray zone Table 1.1.1 Number of Holders, Inputs Applied Area and Quantity of Inputs used

Crop type	All Crop area	All Fertilizer		Natural		DAP		
		Hectare	Quintal	Holder	Hectare	Holder	Hectare	Quintal
All	136399	73021	38395	88388	35505	7885	3770	1797
Cereals	122181	70786	35506	79684	34078	7710	3388	1746
Teff	26826	15551	14760	4241	864	4158	1235	649
Barley	383	116	*	2633	68	-	-	-
Wheat	*	*	-	*	*	-	-	-
Maize	19841	18340	9047	67676	11914	1443	*	*
Sorghum	43028	18640	2246	32938	15612	1232	*	*
Finger millet	31984	18024	9329	17934	5504	4166	1261	641
Oats / 'Aja'	-	-	-	-	-	-	-	-
Rice	-	-	-	-	-	-	-	-
Pulses	4090	681	224	7612	526	*	*	*
Horse / Faba beans	1209	263	*	3888	157	*	*	*
Field Peas	255	*	-	*	*	-	-	-
Haricot beans	*	*	*	*	*	-	-	-
Chick peas	2280	178	*	2067	154	-	-	-
Lentils	*	-	-	-	-	-	-	-
Vetch / Grass peas	*	-	-	-	-	-	-	-
Soya beans	-	-	-	-	-	-	-	-
Fenugreek	*	*	-	*	*	-	-	-
Gibto	-	-	-	-	-	-	-	-
Oilseeds	9210	*	132	2367	358	*	*	*
Neug	2812	*	*	*	*	-	-	-
Linseed	664	*	-	*	*	-	-	-
Groundnuts	-	-	-	-	-	-	-	-
Safflower	-	-	-	-	-	-	-	-
Sesame	5732	*	*	1754	270	*	*	*
Rapeseed	*	*	*	-	-	-	-	-
Vegetables	628	551	*	41857	479	*	*	*
Lettuce	*	*	*	*	*	-	-	-
Head cabbage	-	-	-	-	-	-	-	-
Ethiopian cabbage	-	-	-	-	-	-	-	-
Tomatoes	*	*	*	*	*	*	*	*
Green peppers	*	*	*	*	*	*	*	*
Red peppers	586	514	*	40873	448	*	*	*
Swiss chard	*	*	*	*	*	*	*	*
Root crops	*	72	*	1367	*	*	*	*
Beetroot	-	-	-	-	-	-	-	-
Carrot	*	-	-	-	-	-	-	-
Onion	*	*	*	*	*	-	-	-
Potatoes	*	*	-	*	*	-	-	-
Garlic	*	*	*	*	*	*	*	*
Taro 'Godere'	-	-	-	-	-	-	-	-
Sweet potatoes	*	*	-	*	*	-	-	-
Other Temporary	*	*	*	*	*	*	*	*
Permanent crops	151	62	-	4335	38	-	-	-
Avocado	-	-	-	-	-	-	-	-
Bananas	*	*	-	*	*	-	-	-
Guava	*	*	-	*	*	-	-	-
Lemons	7	*	-	1105	*	-	-	-
Mangoes	-	-	-	-	-	-	-	-
Oranges	*	*	-	*	*	-	-	-
Papayas	*	*	-	*	*	-	-	-
Pineapples	-	-	-	-	-	-	-	-
Chat	-	-	-	-	-	-	-	-
Coffee	*	*	-	*	*	-	-	-
Hops / 'Geshe'	121	*	-	2907	18	-	-	-
Enset	-	-	-	-	-	-	-	-
Sugar cane	-	*	-	*	*	-	-	-
Other permanent	*	*	-	*	*	-	-	-

West Tigray zone (Table 1.1.1 contd.)

Crop type	UREA			UREA + DAP			Indigenous seed		
	Holder	Hectare	Quintal	Holder	Hectare	Quintal	Holder	Hectare	Quintal
All	4320	990	412	55651	32756	36186	119348	135828	52699
Cereals	2830	897	366	55440	32423	33395	119047	121641	48350
Teff	*	*	*	37082	13194	14013	76700	26763	12354
Barley	-	-	-	640	*	*	9523	383	496
Wheat	-	-	-	-	-	-	*	*	*
Maize	*	*	*	24514	5683	8650	101654	19745	8088
Sorghum	*	*	*	6221	2491	1994	77877	42744	14796
Finger millet	*	*	*	30420	11007	8614	87830	31886	12580
Oats / 'Aja'	-	-	-	-	-	-	-	-	-
Rice	-	-	-	-	-	-	-	-	-
Pulses	-	-	-	1682	152	223	31285	4073	2568
Horse / Faba beans	-	-	-	1082	*	*	17201	1192	1056
Field Peas	-	-	-	-	-	-	3959	255	*
Haricot beans	-	-	-	*	*	*	*	*	*
Chick peas	-	-	-	*	*	*	10701	2280	1072
Lentils	-	-	-	-	-	-	*	*	*
Vetch / Grass peas	-	-	-	-	-	-	*	*	*
Soya beans	-	-	-	-	-	-	-	-	-
Fenugreek	-	-	-	-	-	-	*	*	*
Gibto	-	-	-	-	-	-	-	-	-
Oilseeds	*	*	*	*	*	*	36779	9210	1768
Neug	-	-	-	*	*	*	13269	2812	687
Linseed	-	-	-	-	-	-	6718	664	258
Groundnuts	-	-	-	-	-	-	-	-	-
Safflower	-	-	-	-	-	-	-	-	-
Sesame	*	*	*	-	-	-	18589	5732	819
Rapeseed	-	-	-	*	*	*	*	*	*
Vegetables	1416	9	*	6036	61	*	57509	622	*
Lettuce	-	-	-	-	-	-	*	*	-
Head cabbage	-	-	-	-	-	-	-	-	-
Ethiopian cabbage	-	-	-	-	-	-	-	-	-
Tomatoes	-	-	-	*	*	*	*	*	-
Green peppers	-	-	-	-	-	-	*	*	-
Red peppers	1416	9	*	6036	56	*	56873	581	*
Swiss chard	-	-	-	-	-	-	*	*	-
Root crops	*	*	*	*	*	*	5700	*	*
Beetroot	-	-	-	-	-	-	-	-	-
Carrot	-	-	-	-	-	-	-	-	-
Onion	*	*	*	*	*	*	5412	*	*
Potatoes	-	-	-	-	-	-	*	*	-
Garlic	-	-	-	-	-	-	*	*	-
Taro 'Godere'	-	-	-	-	-	-	-	-	-
Sweet potatoes	-	-	-	-	-	-	*	*	-
Other Temporary	-	-	-	*	*	*	1649	*	*
Permanent crops	-	-	-	-	-	-	11317	143	-
Avocado	-	-	-	-	-	-	-	-	-
Bananas	-	-	-	-	-	-	*	*	-
Guava	-	-	-	-	-	-	*	*	-
Lemons	-	-	-	-	-	-	1588	5	-
Mangoes	-	-	-	-	-	-	-	-	-
Oranges	-	-	-	-	-	-	*	*	-
Papayas	-	-	-	-	-	-	1765	*	-
Pineapples	-	-	-	-	-	-	-	-	-
Chat	-	-	-	-	-	-	-	-	-
Coffee	-	-	-	-	-	-	*	*	-
Hops / 'Geshe'	-	-	-	-	-	-	9753	120	-
Enset	-	-	-	-	-	-	-	-	-
Sugar cane	-	-	-	-	-	-	*	*	-
Other permanent	-	-	-	-	-	-	*	*	-

West Tigray zone (Table 1.1.1 contd.)

Crop type	Improved seed			Pesticide		Irrigation		Extension package	
	Holder	Hectare	Quintal	Holder	Hectare	Holder	Hectare	Holder	Hectare
All	2708	565	*	7072	*	6862	186	39558	20713
Cereals	1719	540	*	6725	*	813	*	38897	19555
Teff	*	*	*	*	*	*	*	29332	10601
Barley	-	-	-	-	-	*	*	1221	*
Wheat	-	-	-	-	-	-	-	-	-
Maize	*	*	*	1555	*	*	*	23602	5521
Sorghum	1276	284	*	*	*	*	*	7388	3386
Finger millet	655	*	*	*	*	-	-	-	-
Oats / 'Aja'	-	-	-	-	-	-	-	-	-
Rice	-	-	-	-	-	-	-	-	-
Pulses	*	*	*	-	-	-	-	*	*
Horse / Faba beans	*	*	*	-	-	-	-	-	-
Field Peas	-	-	-	-	-	-	-	*	*
Haricot beans	-	-	-	-	-	-	-	*	*
Chick peas	-	-	-	-	-	-	-	-	-
Lentils	-	-	-	-	-	-	-	-	-
Vetch / Grass peas	-	-	-	-	-	-	-	-	-
Soya beans	-	-	-	-	-	-	-	-	-
Fenugreek	-	-	-	-	-	-	-	-	-
Gibto	-	-	-	-	-	-	-	-	-
Oilseeds	-	-	-	*	*	*	*	*	*
Neug	-	-	-	-	-	-	-	*	*
Linseed	-	-	-	-	-	-	-	*	*
Groundnuts	-	-	-	-	-	-	-	-	-
Safflower	-	-	-	-	-	-	-	-	-
Sesame	-	-	-	*	*	*	*	*	*
Rapeseed	-	-	-	-	-	-	-	*	*
Vegetables	*	*	-	*	*	*	*	5958	*
Lettuce	*	*	-	-	-	-	-	-	-
Head cabbage	-	-	-	-	-	-	-	-	-
Ethiopian cabbage	-	-	-	-	-	-	-	-	-
Tomatoes	-	-	-	-	-	*	*	*	*
Green peppers	-	-	-	*	*	*	*	-	-
Red peppers	-	-	-	*	*	*	*	5958	*
Swiss chard	*	*	-	*	*	*	*	-	-
Root crops	*	*	-	*	*	*	*	*	*
Beetroot	-	-	-	-	-	-	-	-	-
Carrot	*	*	-	-	-	-	-	-	-
Onion	-	-	-	-	-	*	*	*	*
Potatoes	-	-	-	-	-	-	-	-	-
Garlic	-	-	-	*	*	*	*	-	-
Taro 'Godere'	-	-	-	-	-	-	-	-	-
Sweet potatoes	-	-	-	-	-	*	*	*	*
Other Temporary	-	-	-	*	*	*	*	*	*
Permanent crops	-	-	-	-	-	5895	*	-	-
Avocado	-	-	-	-	-	-	-	-	-
Bananas	-	-	-	-	-	*	*	-	-
Guava	-	-	-	-	-	*	*	-	-
Lemons	-	-	-	-	-	*	*	-	-
Mangoes	-	-	-	-	-	-	-	-	-
Oranges	-	-	-	-	-	*	*	-	-
Papayas	-	-	-	-	-	*	*	-	-
Pineapples	-	-	-	-	-	-	-	-	-
Chat	-	-	-	-	-	-	-	-	-
Coffee	*	*	-	-	-	*	*	-	-
Hops / 'Geshe'	-	-	-	-	-	*	*	-	-
Enset	-	-	-	-	-	-	-	-	-
Sugar cane	-	-	-	-	-	*	*	-	-
Other permanent	-	-	-	-	-	*	*	-	-

Central Tigray zone Table 1.1.2. Number of Holders, Inputs Applied Area and Quantity of Inputs used

Crop type	All Crop area	All Fertilizer		Natural		DAP		
		Hectare	Quintal	Holder	Hectare	Holder	Hectare	Quintal
All	166511	97503	45527	152290	52777	6194	*	*
Cereals	150458	92742	42681	142551	49029	5988	*	*
Teff	51123	30874	19559	28645	4555	4345	*	*
Barley	18729	12003	10845	56642	6512	*	*	*
Wheat	15450	9900	7447	34175	5126	*	*	*
Maize	12763	11815	2339	98742	9153	*	*	*
Sorghum	40327	21113	435	53271	20495	*	*	*
Finger millet	12019	7016	2045	26247	3189	*	*	*
Oats / 'Aja'	*	-	-	-	-	-	-	-
Rice	*	*	*	-	-	-	-	-
Pulses	11765	3360	480	37278	2947	-	-	-
Horse / Faba beans	6826	2616	363	31274	2325	-	-	-
Field Peas	785	113	*	2145	105	-	-	-
Haricot beans	*	*	*	*	*	-	-	-
Chick peas	1314	*	*	*	*	-	-	-
Lentils	1524	275	*	1950	*	-	-	-
Vetch / Grass peas	*	-	-	-	-	-	-	-
Soya beans	*	-	-	-	-	-	-	-
Fenugreek	259	*	*	*	*	-	-	-
Gibto	-	-	-	-	-	-	-	-
Oilseeds	2744	379	*	4197	219	-	-	-
Neug	514	*	*	*	*	-	-	-
Linseed	1409	181	49	1321	*	-	-	-
Groundnuts	*	-	-	-	-	-	-	-
Safflower	*	*	-	*	*	-	-	-
Sesame	*	*	-	*	*	-	-	-
Rapeseed	*	*	-	*	*	-	-	-
Vegetables	226	174	*	15038	43	*	*	*
Lettuce	4	3	*	2121	3	-	-	-
Head cabbage	*	*	*	*	*	-	-	-
Ethiopian cabbage	-	-	-	-	-	-	-	-
Tomatoes	*	*	*	1332	1	*	*	*
Green peppers	54	24	*	4760	11	-	-	-
Red peppers	*	*	*	7760	24	*	*	*
Swiss chard	*	*	*	*	*	-	-	-
Root crops	504	*	227	11357	*	-	-	-
Beetroot	*	*	*	*	*	-	-	-
Carrot	*	*	*	*	*	-	-	-
Onion	*	*	*	3869	*	-	-	-
Potatoes	*	*	*	5417	*	-	-	-
Garlic	*	*	*	5386	*	-	-	-
Taro 'Godere'	-	-	-	-	-	-	-	-
Sweet potatoes	-	-	-	-	-	-	-	-
Other Temporary	*	*	*	*	*	-	-	-
Permanent crops	807	*	-	18580	360	-	-	-
Avocado	-	-	-	-	-	-	-	-
Bananas	*	*	-	*	*	-	-	-
Guava	*	*	-	-	-	-	-	-
Lemons	*	*	-	*	*	-	-	-
Mangoes	*	*	-	-	-	-	-	-
Oranges	*	*	-	*	*	-	-	-
Papayas	*	*	-	*	*	-	-	-
Pineapples	-	-	-	-	-	-	-	-
Chat	-	-	-	-	-	-	-	-
Coffee	3	*	-	*	*	-	-	-
Hops / 'Geshe'	701	*	-	14594	*	-	-	-
Enset	-	-	-	-	-	-	-	-
Sugar cane	-	-	-	-	-	-	-	-
Other permanent	78	*	-	3500	*	-	-	-

Central Tigray zone (Table 1.1.2 contd.)

Crop type	UREA			UREA + DAP			Indigenous seed		
	Holder	Hectare	Quintal	Holder	Hectare	Quintal	Holder	Hectare	Quintal
All	7238	1702	1072	97338	40840	43476	201624	165407	116850
Cereals	7059	1699	1062	96873	39834	40643	199510	149441	102537
Teff	4155	1080	656	77385	23687	18196	157833	50993	25487
Barley	2244	215	134	45220	5182	10649	123087	18568	31980
Wheat	*	*	*	33532	4740	7403	71511	15166	25625
Maize	*	*	*	28959	2444	2132	139696	12638	5501
Sorghum	-	-	-	3174	354	337	79933	40039	9034
Finger millet	1559	210	67	27285	3406	1914	79476	11990	4898
Oats / 'Aja'	-	-	-	-	-	-	*	*	*
Rice	-	-	-	-	-	-	*	*	*
Pulses	-	-	-	8704	413	480	100669	11754	13619
Horse / Faba beans	-	-	-	6494	291	363	81139	6826	9692
Field Peas	-	-	-	*	*	*	12699	785	1079
Haricot beans	-	-	-	*	*	*	4761	*	*
Chick peas	-	-	-	*	*	*	6811	1314	884
Lentils	-	-	-	*	*	*	13400	1524	1244
Vetch / Grass peas	-	-	-	-	-	-	4860	*	437
Soya beans	-	-	-	-	-	-	*	*	*
Fenugreek	-	-	-	*	*	*	8512	259	152
Gibto	-	-	-	-	-	-	-	-	-
Oilseeds	*	*	*	1639	157	114	30818	2709	656
Neug	-	-	-	812	*	*	8378	514	113
Linseed	*	*	*	*	*	*	18547	1409	444
Groundnuts	-	-	-	-	-	-	*	*	*
Safflower	-	-	-	-	-	-	*	*	*
Sesame	-	-	-	-	-	-	*	*	*
Rapeseed	-	-	-	-	-	-	*	*	*
Vegetables	*	*	*	6413	*	*	27352	220	*
Lettuce	-	-	-	*	*	*	2175	3	-
Head cabbage	-	-	-	*	*	*	*	*	-
Ethiopian cabbage	-	-	-	-	-	-	-	-	-
Tomatoes	-	-	-	*	*	*	4174	*	-
Green peppers	-	-	-	*	*	*	11911	51	-
Red peppers	*	*	*	2284	*	*	12663	*	*
Swiss chard	-	-	-	*	*	*	1597	*	-
Root crops	-	-	-	8450	*	227	26802	485	*
Beetroot	-	-	-	*	*	*	*	*	-
Carrot	-	-	-	*	*	*	*	*	-
Onion	-	-	-	*	*	*	12637	*	*
Potatoes	-	-	-	*	*	*	10146	*	*
Garlic	-	-	-	2666	*	*	14270	*	*
Taro 'Godere'	-	-	-	-	-	-	-	-	-
Sweet potatoes	-	-	-	-	-	-	-	-	-
Other Temporary	-	-	-	*	*	*	2390	*	-
Permanent crops	-	-	-	-	-	-	37908	792	-
Avocado	-	-	-	-	-	-	-	-	-
Bananas	-	-	-	-	-	-	*	*	-
Guava	-	-	-	-	-	-	*	*	-
Lemons	-	-	-	-	-	-	*	*	-
Mangoes	-	-	-	-	-	-	*	*	-
Oranges	-	-	-	-	-	-	*	*	-
Papayas	-	-	-	-	-	-	942	*	-
Pineapples	-	-	-	-	-	-	-	-	-
Chat	-	-	-	-	-	-	-	-	-
Coffee	-	-	-	-	-	-	951	*	-
Hops / 'Gesho'	-	-	-	-	-	-	31972	691	-
Enset	-	-	-	-	-	-	-	-	-
Sugar cane	-	-	-	-	-	-	-	-	-
Other permanent	-	-	-	-	-	-	8454	*	-

Central Tigray zone (Table 1.1.2 Contd.)

Crop type	Improved seed			Pesticide		Irrigation		Extension package	
	Holder	Hectare	Quintal	Holder	Hectare	Holder	Hectare	Holder	Hectare
All	11903	1104	482	15386	4470	20768	1818	135218	85524
Cereals	6163	1018	468	13938	4221	6054	1185	132339	82049
Teff	*	*	*	8320	2314	4019	808	107800	36999
Barley	*	*	-	5574	868	818	*	78200	11251
Wheat	2593	284	*	3035	336	810	*	41730	6516
Maize	*	*	*	1207	88	1249	103	87328	8803
Sorghum	2645	*	*	*	*	*	*	41812	18458
Finger millet	*	*	*	*	*	*	*	-	-
Oats / 'Aja'	-	-	-	-	-	-	-	-	-
Rice	-	-	-	-	-	-	-	*	*
Pulses	*	*	*	1593	*	*	*	17312	1950
Horse / Faba beans	-	-	-	1142	*	*	*	-	-
Field Peas	-	-	-	-	-	-	-	6089	354
Haricot beans	*	*	*	*	*	-	-	*	*
Chick peas	-	-	-	-	-	*	*	*	*
Lentils	-	-	-	-	-	-	-	4633	*
Vetch / Grass peas	-	-	-	-	-	-	-	-	-
Soya beans	-	-	-	-	-	-	-	-	-
Fenugreek	-	-	-	-	-	*	*	-	-
Gibto	-	-	-	-	-	-	-	-	-
Oilseeds	*	*	-	-	-	*	*	12260	1229
Neug	-	-	-	-	-	*	*	3492	*
Linseed	-	-	-	-	-	-	-	8179	637
Groundnuts	-	-	-	-	-	-	-	-	-
Safflower	*	*	-	-	-	-	-	-	-
Sesame	*	*	-	-	-	-	-	*	*
Rapeseed	*	*	-	-	-	*	*	*	*
Vegetables	*	*	*	*	*	7574	*	9804	*
Lettuce	*	*	-	-	-	2246	3	-	-
Head cabbage	-	-	-	-	-	*	*	-	-
Ethiopian cabbage	-	-	-	-	-	-	-	-	-
Tomatoes	*	*	*	*	*	2410	*	2723	*
Green peppers	*	*	*	*	*	2749	13	-	-
Red peppers	-	-	-	-	-	*	*	7493	*
Swiss chard	*	*	-	-	-	*	*	-	-
Root crops	*	*	-	*	*	7032	*	9730	*
Beetroot	*	*	-	-	-	*	*	-	-
Carrot	*	*	-	-	-	*	*	-	-
Onion	*	*	-	*	*	3889	41	8732	*
Potatoes	-	-	-	*	*	*	*	*	*
Garlic	*	*	-	*	*	5488	*	-	-
Taro 'Godere'	-	-	-	-	-	-	-	-	-
Sweet potatoes	-	-	-	-	-	-	-	-	-
Other Temporary	-	-	-	-	-	*	*	-	-
Permanent crops	-	-	-	-	-	9594	*	-	-
Avocado	-	-	-	-	-	-	-	-	-
Bananas	-	-	-	-	-	*	*	-	-
Guava	-	-	-	-	-	*	*	-	-
Lemons	-	-	-	-	-	*	*	-	-
Mangoes	-	-	-	-	-	*	*	-	-
Oranges	-	-	-	-	-	*	*	-	-
Papayas	-	-	-	-	-	*	*	-	-
Pineapples	-	-	-	-	-	-	-	-	-
Chat	-	-	-	-	-	-	-	-	-
Coffee	*	*	-	-	-	1161	3	-	-
Hops / 'Geshe'	-	-	-	-	-	7568	*	-	-
Enset	-	-	-	-	-	-	-	-	-
Sugar cane	-	-	-	-	-	-	-	-	-
Other permanent	-	-	-	-	-	*	*	-	-

Table 1.1.3 Number of Holders, Inputs Applied Area and Quantity of Inputs used

Crop type	All Crop area	All Fertilizer		Natural		DAP		
		Hectare	Quintal	Holder	Hectare	Holder	Hectare	Quintal
All	58338	36440	18847	76412	20311	7281	1526	1613
Cereals	47011	32476	18260	68424	16865	6945	1461	1531
Teff	7364	4645	1688	12458	1714	*	*	*
Barley	19847	14334	7023	52687	8337	4742	667	772
Wheat	13435	10033	9162	40057	4018	4215	496	559
Maize	2575	1868	168	23477	1675	*	*	*
Sorghum	*	*	*	4646	*	-	-	-
Finger millet	2048	808	*	4601	445	-	-	-
Oats / 'Aja'	*	*	-	*	*	-	-	-
Rice	*	*	-	*	*	-	-	-
Pulses	6783	2578	221	25975	2231	*	*	*
Horse / Faba beans	1575	808	99	17414	747	*	*	*
Field Peas	1011	484	*	7138	464	*	*	*
Haricot beans	*	-	-	-	-	-	-	-
Chick peas	*	*	*	2247	370	-	-	-
Lentils	492	66	*	1223	*	*	*	*
Vetch / Grass peas	1878	*	*	*	*	-	-	-
Soya beans	*	-	-	-	-	-	-	-
Fenugreek	*	*	*	*	*	-	-	-
Gibto	-	-	-	-	-	-	-	-
Oilseeds	661	180	*	3257	176	*	*	*
Neug	*	-	-	-	-	-	-	-
Linseed	637	180	*	3257	176	*	*	*
Groundnuts	-	-	-	-	-	-	-	-
Safflower	-	-	-	-	-	-	-	-
Sesame	-	-	-	-	-	-	-	-
Rapeseed	-	-	-	-	-	-	-	-
Vegetables	210	139	*	8168	92	*	*	*
Lettuce	*	*	-	*	*	-	-	-
Head cabbage	*	*	*	*	*	*	*	*
Ethiopian cabbage	*	*	-	*	*	-	-	-
Tomatoes	129	80	*	5907	49	*	*	*
Green peppers	28	26	*	2195	16	*	*	*
Red peppers	*	*	-	*	*	-	-	-
Swiss chard	15	14	*	2814	*	*	*	*
Root crops	230	202	*	5687	117	*	*	*
Beetroot	-	-	-	-	-	-	-	-
Carrot	*	*	-	*	*	-	-	-
Onion	25	4	*	2171	*	-	-	-
Potatoes	202	*	*	3714	113	*	*	*
Garlic	*	*	*	*	*	-	-	-
Taro 'Godere'	-	-	-	-	-	-	-	-
Sweet potatoes	-	-	-	-	-	-	-	-
Other Temporary	*	*	*	*	*	*	*	*
Permanent crops	3423	844	-	22130	830	-	-	-
Avocado	*	-	-	-	-	-	-	-
Bananas	*	*	-	*	*	-	-	-
Guava	*	*	-	*	*	-	-	-
Lemons	*	-	-	-	-	-	-	-
Mangoes	-	-	-	-	-	-	-	-
Oranges	*	*	-	*	*	-	-	-
Papayas	*	*	-	*	*	-	-	-
Pineapples	-	-	-	-	-	-	-	-
Chat	*	-	-	-	-	-	-	-
Coffee	*	*	-	*	*	-	-	-
Hops / 'Geshe'	212	87	-	9144	76	-	-	-
Enset	-	-	-	-	-	-	-	-
Sugar cane	-	-	-	-	-	-	-	-
Other permanent	3197	751	-	15087	748	-	-	-

East Tigray zone (Table 1.1.3 contd.)

Crop type	UREA			UREA + DAP			Indigenous seed		
	Holder	Hectare	Quintal	Holder	Hectare	Quintal	Holder	Hectare	Quintal
All	6231	1286	832	33075	13317	16402	105531	57376	80310
Cereals	4883	1244	767	32410	12906	15962	102582	46076	70503
Teff	2860	*	*	8677	1969	1171	37913	7356	5028
Barley	1484	250	188	26983	5079	6063	91713	19787	38852
Wheat	2076	269	216	28282	5252	8387	80821	12661	22663
Maize	-	-	-	3048	175	143	37261	2498	2018
Sorghum	-	-	-	*	*	*	10685	*	747
Finger millet	*	*	*	*	*	153	14875	2034	897
Oats / 'Aja'	-	-	-	-	-	-	*	*	*
Rice	-	-	-	-	-	-	*	*	*
Pulses	-	-	-	2529	*	176	53866	6774	9165
Horse / Faba beans	-	-	-	1850	55	82	32755	1575	2822
Field Peas	-	-	-	*	*	*	15634	1002	1370
Haricot beans	-	-	-	-	-	-	*	*	*
Chick peas	-	-	-	*	*	*	7269	*	1515
Lentils	-	-	-	-	-	-	7736	492	627
Vetch / Grass peas	-	-	-	*	*	*	8838	1878	1719
Soya beans	-	-	-	-	-	-	*	*	*
Fenugreek	-	-	-	*	*	*	2419	*	*
Gibto	-	-	-	-	-	-	-	-	-
Oilseeds	-	-	-	-	-	-	9834	661	391
Neug	-	-	-	-	-	-	*	*	*
Linseed	-	-	-	-	-	-	9530	637	386
Groundnuts	-	-	-	-	-	-	-	-	-
Safflower	-	-	-	-	-	-	-	-	-
Sesame	-	-	-	-	-	-	-	-	-
Rapeseed	-	-	-	-	-	-	-	-	-
Vegetables	*	*	*	907	17	*	12523	208	*
Lettuce	-	-	-	-	-	-	*	*	*
Head cabbage	*	*	*	*	*	*	*	*	*
Ethiopian cabbage	-	-	-	-	-	-	542	*	*
Tomatoes	*	*	*	615	*	*	8430	128	*
Green peppers	*	*	*	581	*	*	3846	28	*
Red peppers	-	-	-	-	-	-	*	*	*
Swiss chard	-	-	-	*	*	*	4059	15	*
Root crops	*	*	*	*	*	*	13164	229	*
Beetroot	-	-	-	-	-	-	-	-	-
Carrot	-	-	-	-	-	-	*	*	*
Onion	*	*	*	*	*	*	6484	25	*
Potatoes	*	*	*	*	*	*	7370	202	*
Garlic	-	-	-	*	*	*	*	*	*
Taro 'Godere'	-	-	-	-	-	-	-	-	-
Sweet potatoes	-	-	-	-	-	-	-	-	-
Other Temporary	-	-	-	-	-	-	515	*	*
Permanent crops	-	-	-	-	-	-	64756	3407	-
Avocado	-	-	-	-	-	-	*	*	*
Bananas	-	-	-	-	-	-	*	*	*
Guava	-	-	-	-	-	-	*	*	*
Lemons	-	-	-	-	-	-	*	*	*
Mangoes	-	-	-	-	-	-	-	-	-
Oranges	-	-	-	-	-	-	1585	*	*
Papayas	-	-	-	-	-	-	*	*	*
Pineapples	-	-	-	-	-	-	-	-	-
Chat	-	-	-	-	-	-	*	*	*
Coffee	-	-	-	-	-	-	*	*	*
Hops / 'Geshe'	-	-	-	-	-	-	24712	209	-
Enset	-	-	-	-	-	-	-	-	-
Sugar cane	-	-	-	-	-	-	-	-	-
Other permanent	-	-	-	-	-	-	54593	3185	-

East Tigray zone (Table 1.1.3 Contd.)

Crop type	Improved seed			Pesticide		Irrigation		Extension package	
	Holder	Hectare	Quintal	Holder	Hectare	Holder	Hectare	Holder	Hectare
All	13436	962	1541	4908	*	23544	1277	79686	35381
Cereals	9710	935	1538	4166	*	5527	762	78541	32063
Teff	*	*	*	*	*	697	*	29424	5619
Barley	1455	60	*	1969	180	3355	327	67844	13030
Wheat	6972	774	1450	1869	*	2999	263	63727	10235
Maize	*	*	*	*	*	1272	82	27911	1915
Sorghum	*	*	*	*	*	*	*	9093	1257
Finger millet	*	*	-	-	-	*	*	-	-
Oats / 'Aja'	-	-	-	*	*	-	-	-	-
Rice	*	*	-	-	-	-	-	*	*
Pulses	*	*	*	*	*	1151	81	20153	2535
Horse / Faba beans	-	-	-	-	-	704	*	-	-
Field Peas	*	*	*	-	-	*	*	11258	663
Haricot beans	-	-	-	-	-	-	-	*	*
Chick peas	-	-	-	*	*	-	-	5639	*
Lentils	-	-	-	*	*	*	*	5254	*
Vetch / Grass peas	-	-	-	-	-	*	*	-	-
Soya beans	-	-	-	-	-	-	-	-	-
Fenugreek	-	-	-	-	-	*	*	-	-
Gibto	-	-	-	-	-	-	-	-	-
Oilseeds	-	-	-	-	-	-	-	7220	504
Neug	-	-	-	-	-	-	-	*	*
Linseed	-	-	-	-	-	-	-	6916	480
Groundnuts	-	-	-	-	-	-	-	-	-
Safflower	-	-	-	-	-	-	-	-	-
Sesame	-	-	-	-	-	-	-	-	-
Rapeseed	-	-	-	-	-	-	-	-	-
Vegetables	737	*	-	-	-	8684	163	5463	78
Lettuce	*	*	-	-	-	509	*	-	-
Head cabbage	*	*	-	-	-	2664	*	-	-
Ethiopian cabbage	-	-	-	-	-	*	*	-	-
Tomatoes	*	*	-	-	-	6065	99	5307	78
Green peppers	*	*	-	-	-	2984	23	-	-
Red peppers	-	-	-	-	-	*	*	*	*
Swiss chard	*	*	-	-	-	2620	12	-	-
Root crops	*	*	-	-	-	8481	148	8740	202
Beetroot	-	-	-	-	-	-	-	-	-
Carrot	-	-	-	-	-	-	-	-	-
Onion	*	*	-	-	-	4686	12	3435	*
Potatoes	*	*	-	-	-	4185	*	6113	185
Garlic	-	-	-	-	-	*	*	-	-
Taro 'Godere'	-	-	-	-	-	-	-	-	-
Sweet potatoes	-	-	-	-	-	-	-	-	-
Other Temporary	-	-	-	-	-	*	*	*	*
Permanent crops	-	-	-	*	*	13215	123	-	-
Avocado	-	-	-	-	-	*	*	-	-
Bananas	-	-	-	-	-	*	*	-	-
Guava	-	-	-	-	-	*	*	-	-
Lemons	-	-	-	-	-	*	*	-	-
Mangoes	-	-	-	-	-	-	-	-	-
Oranges	-	-	-	-	-	1181	*	-	-
Papayas	-	-	-	-	-	*	*	-	-
Pineapples	-	-	-	-	-	-	-	-	-
Chat	-	-	-	-	-	*	*	-	-
Coffee	-	-	-	-	-	*	*	-	-
Hops / 'Geshe'	-	-	-	-	-	11865	89	-	-
Enset	-	-	-	-	-	-	-	-	-
Sugar cane	-	-	-	-	-	-	-	-	-
Other permanent	-	-	-	*	*	*	*	-	-

South Tigray zone

Table 1.1.4. Number of Holders, Inputs Applied Area and Quantity of Inputs used

Crop type	All Crop area	All Fertilizer		Natural		DAP		
		Hectare	Quintal	Holder	Hectare	Holder	Hectare	Quintal
All	182941	48375	30847	72743	18590	*	*	*
Cereals	159749	45982	29878	60098	16625	*	*	*
Teff	47595	12303	5573	13791	4645	*	*	*
Barley	36974	12513	9120	26191	4271	*	*	*
Wheat	45004	17025	14867	20678	3854	*	*	*
Maize	5936	2120	286	25278	1921	*	*	*
Sorghum	23614	*	*	*	*	-	-	-
Finger millet	322	*	*	*	*	-	-	-
Oats / 'Aja'	*	-	-	-	-	-	-	-
Rice	*	-	-	-	-	-	-	-
Pulses	17234	1678	140	14306	1520	*	*	*
Horse / Faba beans	4442	658	*	8278	590	-	-	-
Field Peas	2687	67	*	1702	65	-	-	-
Haricot beans	*	*	*	-	-	-	-	-
Chick peas	2908	473	*	1924	439	-	-	-
Lentils	3320	*	*	*	*	*	*	*
Vetch / Grass peas	3146	*	*	*	*	*	*	*
Soya beans	-	-	-	-	-	-	-	-
Fenugreek	237	*	*	*	*	-	-	-
Gibto	-	-	-	-	-	-	-	-
Oilseeds	3495	*	*	1398	74	-	-	-
Neug	*	-	-	-	-	-	-	-
Linseed	3041	*	*	942	*	-	-	-
Groundnuts	-	-	-	-	-	-	-	-
Safflower	*	*	-	*	*	-	-	-
Sesame	*	*	-	*	*	-	-	-
Rapeseed	*	-	-	-	-	-	-	-
Vegetables	530	101	89	5032	30	-	-	-
Lettuce	*	*	*	*	*	-	-	-
Head cabbage	*	*	*	*	*	-	-	-
Ethiopian cabbage	*	*	*	-	-	-	-	-
Tomatoes	*	*	*	738	*	-	-	-
Green peppers	*	*	*	2270	10	-	-	-
Red peppers	*	*	-	*	*	-	-	-
Swiss chard	*	*	-	*	*	-	-	-
Root crops	734	297	610	8549	128	*	*	*
Beetroot	*	*	-	*	*	-	-	-
Carrot	*	*	*	*	*	-	-	-
Onion	291	99	*	1535	*	*	*	*
Potatoes	159	*	*	3429	*	-	-	-
Garlic	222	*	*	4389	50	*	*	*
Taro 'Godere'	-	-	-	-	-	-	-	-
Sweet potatoes	-	-	-	-	-	-	-	-
Other Temporary	12	*	*	*	*	-	-	-
Permanent crops	1188	222	-	15378	209	-	-	-
Avocado	*	-	-	-	-	-	-	-
Bananas	*	*	-	*	*	-	-	-
Guava	7	*	-	*	*	-	-	-
Lemons	1	*	-	*	*	-	-	-
Mangoes	*	*	-	*	*	-	-	-
Oranges	*	*	-	*	*	-	-	-
Papayas	*	*	-	*	*	-	-	-
Pineapples	-	-	-	-	-	-	-	-
Chat	*	*	-	*	*	-	-	-
Coffee	*	*	-	*	*	-	-	-
Hops / 'Geshe'	158	67	-	9982	61	-	-	-
Enset	-	-	-	-	-	-	-	-
Sugar cane	-	-	-	-	-	-	-	-
Other permanent	729	*	-	7855	*	-	-	-

South Tigray zone (Table 1.1.4 contd.)

Crop type	UREA			UREA + DAP			Indigenous seed		
	Holder	Hectare	Quintal	Holder	Hectare	Quintal	Holder	Hectare	Quintal
All	7544	*	*	31269	20965	23858	169191	177482	157870
Cereals	6390	*	*	29648	20663	23111	164858	154553	137370
Teff	*	*	*	15606	4611	3671	101911	45982	16947
Barley	1260	*	*	18275	6000	7231	115986	36579	50266
Wheat	1543	230	340	23995	9919	12037	110525	41831	61838
Maize	*	*	*	3032	119	166	53570	5932	2694
Sorghum	*	*	*	-	-	-	37718	23606	5129
Finger millet	-	-	-	-	*	*	1998	319	118
Oats / 'Aja'	-	-	-	-	-	-	*	*	*
Rice	-	-	-	-	-	-	*	*	*
Pulses	*	*	*	*	*	*	81869	17128	18570
Horse / Faba beans	*	*	*	*	*	*	35443	4391	6275
Field Peas	-	-	-	*	*	*	20459	2687	4117
Haricot beans	*	*	*	-	-	-	*	*	*
Chick peas	-	-	-	*	*	*	13271	2853	1847
Lentils	-	-	-	-	-	-	19302	3320	3444
Vetch / Grass peas	-	-	-	-	-	-	15094	3146	2570
Soya beans	-	-	-	-	-	-	-	-	-
Fenugreek	-	-	-	*	*	*	9159	237	151
Gibto	-	-	-	-	-	-	-	-	-
Oilseeds	-	-	-	*	*	*	24223	3495	1060
Neug	-	-	-	-	-	-	*	*	*
Linseed	-	-	-	*	*	*	22133	3041	1019
Groundnuts	-	-	-	-	-	-	-	-	-
Safflower	-	-	-	-	-	-	*	*	*
Sesame	-	-	-	-	-	-	*	*	*
Rapeseed	-	-	-	-	-	-	*	*	*
Vegetables	-	-	-	1540	*	89	17046	468	*
Lettuce	-	-	-	*	*	*	*	*	*
Head cabbage	-	-	-	*	*	*	2433	*	*
Ethiopian cabbage	-	-	-	*	*	*	*	*	*
Tomatoes	-	-	-	*	*	*	*	*	*
Green peppers	-	-	-	*	*	*	9287	*	*
Red peppers	-	-	-	-	-	-	1435	*	*
Swiss chard	-	-	-	*	*	*	*	*	*
Root crops	*	*	*	3894	105	*	28080	685	*
Beetroot	-	-	-	-	-	-	*	*	*
Carrot	*	*	*	*	*	*	*	*	*
Onion	*	*	*	2338	48	*	9904	*	*
Potatoes	-	-	-	*	*	*	8517	154	*
Garlic	*	*	*	*	*	*	15853	222	*
Taro 'Godere'	-	-	-	-	-	-	-	-	-
Sweet potatoes	-	-	-	-	-	-	-	-	-
Other Temporary	-	-	-	*	*	*	3389	12	*
Permanent crops	-	-	-	-	-	-	48800	1140	*
Avocado	-	-	-	-	-	-	*	*	*
Bananas	-	-	-	-	-	-	-	-	-
Guava	-	-	-	-	-	-	1777	2	-
Lemons	-	-	-	-	-	-	824	*	*
Mangoes	-	-	-	-	-	-	-	-	-
Oranges	-	-	-	-	-	-	*	*	*
Papayas	-	-	-	-	-	-	*	*	*
Pineapples	-	-	-	-	-	-	-	-	-
Chat	-	-	-	-	-	-	*	*	*
Coffee	-	-	-	-	-	-	810	*	*
Hops / 'Geshe'	-	-	-	-	-	-	19403	135	-
Enset	-	-	-	-	-	-	-	-	-
Sugar cane	-	-	-	-	-	-	-	-	-
Other permanent	-	-	-	-	-	-	30961	728	-

South Tigray zone (Table 1.1.4 contd.)

Crop type	Improved seed			Pesticide		Irrigation		Extension package	
	Holder	Hectare	Quintal	Holder	Hectare	Holder	Hectare	Holder	Hectare
All	21487	5460	4724	8511	3309	46496	8932	105771	105392
Cereals	13030	5195	4686	5798	2635	22191	6828	103783	99460
Teff	*	*	*	3807	1897	11990	3467	70547	32307
Barley	*	*	*	707	*	5131	755	69749	23992
Wheat	9379	3173	4148	2143	560	8778	1399	67536	27398
Maize	*	*	*	*	*	4480	*	26587	2863
Sorghum	*	*	*	-	-	*	*	22461	12899
Finger millet	*	*	*	-	-	-	-	-	-
Oats / 'Aja'	-	-	-	-	-	-	-	-	-
Rice	-	-	-	-	-	-	-	-	-
Pulses	846	*	*	*	*	8389	879	25197	4587
Horse / Faba beans	*	*	-	*	*	3494	*	-	-
Field Peas	-	-	-	-	-	*	*	8670	1203
Haricot beans	-	-	-	*	*	-	-	*	*
Chick peas	*	*	*	*	*	*	*	7005	1389
Lentils	-	-	-	*	*	*	*	10851	1882
Vetch / Grass peas	-	-	-	*	*	*	*	-	-
Soya beans	-	-	-	-	-	-	-	-	-
Fenugreek	-	-	-	-	-	*	*	-	-
Gibto	-	-	-	-	-	-	-	-	-
Oilseeds	-	-	-	*	*	*	*	9402	963
Neug	-	-	-	-	-	-	-	*	*
Linseed	-	-	-	-	-	*	*	8984	927
Groundnuts	-	-	-	-	-	-	-	-	-
Safflower	-	-	-	-	-	-	-	-	-
Sesame	-	-	-	*	*	-	-	*	*
Rapeseed	-	-	-	-	-	-	-	-	-
Vegetables	2400	*	*	*	*	13609	479	2698	*
Lettuce	*	*	-	-	-	*	*	-	-
Head cabbage	1374	*	*	*	*	3223	*	-	-
Ethiopian cabbage	*	*	-	-	-	*	*	-	-
Tomatoes	*	*	-	-	-	3966	*	1902	*
Green peppers	*	*	-	*	*	7280	*	-	-
Red peppers	-	-	-	-	-	*	*	*	*
Swiss chard	*	*	-	-	-	*	*	-	-
Root crops	1716	49	*	*	*	18869	580	11201	245
Beetroot	-	-	-	-	-	-	-	-	-
Carrot	*	*	-	-	-	*	*	-	-
Onion	1301	*	*	*	*	8436	264	7406	144
Potatoes	*	*	-	-	-	*	*	5517	*
Garlic	-	-	-	-	-	10817	174	-	-
Taro 'Godere'	-	-	-	-	-	-	-	-	-
Sweet potatoes	-	-	-	-	-	-	-	-	-
Other Temporary	-	-	-	-	-	*	*	-	-
Permanent crops	-	-	-	*	*	20016	162	-	-
Avocado	-	-	-	-	-	-	-	-	-
Bananas	-	-	-	-	-	*	*	-	-
Guava	-	-	-	-	-	2747	6	-	-
Lemons	-	-	-	-	-	836	*	-	-
Mangoes	-	-	-	-	-	*	*	-	-
Oranges	-	-	-	-	-	1180	*	-	-
Papayas	-	-	-	*	*	2721	*	-	-
Pineapples	-	-	-	-	-	-	-	-	-
Chat	-	-	-	*	*	824	*	-	-
Coffee	*	*	-	-	-	*	*	-	-
Hops / 'Geshe'	-	-	-	-	-	15436	107	-	-
Enset	-	-	-	-	-	-	-	-	-
Sugar cane	-	-	-	-	-	-	-	-	-
Other permanent	-	-	-	-	-	3162	*	-	-

North West Tigray zone Table 1.1.5. Number of Holders, Inputs Applied Area and Quantity of Inputs used

Crop type	All	All Fertilizer		Natural		DAP		
	Crop area	Hectare	Quintal	Holder	Hectare	Holder	Hectare	Quintal
All	57770	12990	1742	28991	10954	*	*	*
Cereals	33033	9068	1721	25928	7046	*	*	*
Teff	3832	1963	965	4574	972	*	*	*
Barley	588	*	*	2175	315	-	-	-
Wheat	*	*	*	975	101	-	-	-
Maize	2507	1631	*	20020	1594	*	*	*
Sorghum	20313	3462	*	12615	3143	*	*	*
Finger millet	5335	1354	*	4786	921	*	*	*
Oats / 'Aja'	-	-	-	-	-	-	-	-
Rice	-	-	-	-	-	-	-	-
Pulses	1268	567	*	5455	563	-	-	-
Horse / Faba beans	827	473	*	4979	468	-	-	-
Field Peas	*	82	-	854	82	-	-	-
Haricot beans	*	*	-	*	*	-	-	-
Chick peas	*	-	-	-	-	-	-	-
Lentils	*	-	-	-	-	-	-	-
Vetch / Grass peas	-	-	-	-	-	-	-	-
Soya beans	-	-	-	-	-	-	-	-
Fenugreek	-	-	-	-	-	-	-	-
Gibto	-	-	-	-	-	-	-	-
Oilseeds	22475	3064	-	5678	3064	-	-	-
Neug	2692	*	-	*	*	-	-	-
Linseed	411	*	-	811	*	-	-	-
Groundnuts	-	-	-	-	-	-	-	-
Safflower	-	-	-	-	-	-	-	-
Sesame	19368	2559	-	3999	2559	-	-	-
Rapeseed	*	*	-	*	*	-	-	-
Vegetables	224	114	-	5201	114	-	-	-
Lettuce	*	-	-	-	-	-	-	-
Head cabbage	-	-	-	-	-	-	-	-
Ethiopian cabbage	-	-	-	-	-	-	-	-
Tomatoes	*	*	-	*	*	-	-	-
Green peppers	*	*	-	*	*	-	-	-
Red peppers	195	94	-	4138	94	-	-	-
Swiss chard	-	-	-	-	-	-	-	-
Root crops	*	*	-	3161	*	-	-	-
Beetroot	-	-	-	-	-	-	-	-
Carrot	-	-	-	-	-	-	-	-
Onion	*	*	-	*	*	-	-	-
Potatoes	*	-	-	-	-	-	-	-
Garlic	*	*	-	*	*	-	-	-
Taro 'Godere'	-	-	-	-	-	-	-	-
Sweet potatoes	-	-	-	-	-	-	-	-
Other Temporary	*	*	-	*	*	-	-	-
Permanent crops	488	120	-	6273	111	-	-	-
Avocado	-	-	-	-	-	-	-	-
Bananas	*	*	-	*	*	-	-	-
Guava	*	*	-	*	*	-	-	-
Lemons	8	4	-	695	*	-	-	-
Mangoes	-	-	-	-	-	-	-	-
Oranges	*	*	-	*	*	-	-	-
Papayas	*	*	-	*	*	-	-	-
Pineapples	-	-	-	-	-	-	-	-
Chat	-	-	-	-	-	-	-	-
Coffee	*	*	-	*	*	-	-	-
Hops / 'Geshe'	448	109	-	5777	103	-	-	-
Enset	-	-	-	-	-	-	-	-
Sugar cane	-	-	-	-	-	-	-	-
Other permanent	*	*	-	*	*	-	-	-

North West Tigray zone (Table 1.1.5 contd.)

Crop type	UREA			UREA + DAP			Indigenous seed		
	Holder	Hectare	Quintal	Holder	Hectare	Quintal	Holder	Hectare	Quintal
All	*	*	*	3322	1379	1412	46615	57714	11193
Cereals	*	*	*	3176	1372	1392	44546	33005	8089
Teff	-	-	-	2177	615	774	13731	3832	1376
Barley	-	-	-	*	*	*	3306	588	*
Wheat	-	-	-	*	*	*	2289	*	*
Maize	-	-	-	*	*	*	29211	2497	648
Sorghum	-	-	-	*	*	*	38099	20297	4024
Finger millet	*	*	*	*	*	*	21673	5335	1389
Oats / 'Aja'	-	-	-	-	-	-	-	-	-
Rice	-	-	-	-	-	-	-	-	-
Pulses	-	-	-	*	*	*	10873	1267	862
Horse / Faba beans	-	-	-	*	*	*	9016	827	685
Field Peas	-	-	-	-	-	-	1491	*	97
Haricot beans	-	-	-	-	-	-	*	*	*
Chick peas	-	-	-	-	-	-	*	*	*
Lentils	-	-	-	-	-	-	*	*	*
Vetch / Grass peas	-	-	-	-	-	-	-	-	-
Soya beans	-	-	-	-	-	-	-	-	-
Fenugreek	-	-	-	-	-	-	-	-	-
Gibto	-	-	-	-	-	-	-	-	-
Oilseeds	-	-	-	-	-	-	34151	22475	2235
Neug	-	-	-	-	-	-	12418	2692	525
Linseed	-	-	-	-	-	-	4045	411	114
Groundnuts	-	-	-	-	-	-	-	-	-
Safflower	-	-	-	-	-	-	-	-	-
Sesame	-	-	-	-	-	-	25942	19368	1595
Rapeseed	-	-	-	-	-	-	*	*	*
Vegetables	-	-	-	-	-	-	9494	223	-
Lettuce	-	-	-	-	-	-	-	-	-
Head cabbage	-	-	-	-	-	-	-	-	-
Ethiopian cabbage	-	-	-	-	-	-	-	-	-
Tomatoes	-	-	-	-	-	-	*	*	-
Green peppers	-	-	-	-	-	-	*	*	-
Red peppers	-	-	-	-	-	-	6779	195	-
Swiss chard	-	-	-	-	-	-	-	-	-
Root crops	-	-	-	-	-	-	3830	*	*
Beetroot	-	-	-	-	-	-	-	-	-
Carrot	-	-	-	-	-	-	-	-	-
Onion	-	-	-	-	-	-	*	*	-
Potatoes	-	-	-	-	-	-	*	*	*
Garlic	-	-	-	-	-	-	*	*	-
Taro 'Godere'	-	-	-	-	-	-	-	-	-
Sweet potatoes	-	-	-	-	-	-	-	-	-
Other Temporary	-	-	-	-	-	-	2754	*	*
Permanent crops	-	-	-	-	-	-	12340	462	-
Avocado	-	-	-	-	-	-	-	-	-
Bananas	-	-	-	-	-	-	*	*	-
Guava	-	-	-	-	-	-	*	*	-
Lemons	-	-	-	-	-	-	1618	6	-
Mangoes	-	-	-	-	-	-	-	-	-
Oranges	-	-	-	-	-	-	*	*	-
Papayas	-	-	-	-	-	-	-	-	-
Pineapples	-	-	-	-	-	-	-	-	-
Chat	-	-	-	-	-	-	-	-	-
Coffee	-	-	-	-	-	-	1128	*	-
Hops / 'Geshe'	-	-	-	-	-	-	11332	*	-
Enset	-	-	-	-	-	-	-	-	-
Sugar cane	-	-	-	-	-	-	-	-	-
Other permanent	-	-	-	-	-	-	*	*	-

North West Tigray zone (Table 1.1.5 Contd.)

Crop type	Improved seed			Pesticide		Irrigation		Extension package	
	Holder	Hectare	Quintal	Holder	Hectare	Holder	Hectare	Holder	Hectare
All	1731	56	-	1036	*	1522	57	13998	10195
Cereals	*	*	-	653	*	*	*	13768	6402
Teff	-	-	-	*	*	*	*	6302	1620
Barley	-	-	-	*	*	-	-	*	*
Wheat	-	-	-	-	-	-	-	1103	*
Maize	*	*	-	*	*	*	*	8737	653
Sorghum	*	*	-	*	*	-	-	9764	3734
Finger millet	-	-	-	*	*	-	-	-	-
Oats / 'Aja'	-	-	-	-	-	-	-	-	-
Rice	-	-	-	-	-	-	-	-	-
Pulses	*	*	-	*	*	-	-	804	*
Horse / Faba beans	-	-	-	*	*	-	-	-	-
Field Peas	-	-	-	-	-	-	-	*	*
Haricot beans	*	*	-	-	-	-	-	*	*
Chick peas	-	-	-	-	-	-	-	*	*
Lentils	-	-	-	-	-	-	-	-	-
Vetch / Grass peas	-	-	-	-	-	-	-	-	-
Soya beans	-	-	-	-	-	-	-	-	-
Fenugreek	-	-	-	-	-	-	-	-	-
Gibto	-	-	-	-	-	-	-	-	-
Oilseeds	-	-	-	*	*	-	-	7916	3664
Neug	-	-	-	-	-	-	-	3945	683
Linsced	-	-	-	-	-	-	-	1264	*
Groundnuts	-	-	-	-	-	-	-	-	-
Safflower	-	-	-	-	-	-	-	-	-
Sesame	-	-	-	*	*	-	-	4827	2894
Rapeseed	-	-	-	-	-	-	-	*	*
Vegetables	*	*	-	-	-	*	*	*	*
Lettuce	*	*	-	-	-	*	*	-	-
Head cabbage	-	-	-	-	-	-	-	-	-
Ethiopian cabbage	-	-	-	-	-	-	-	-	-
Tomatoes	-	-	-	-	-	-	-	-	-
Green peppers	*	*	-	-	-	*	*	-	-
Red peppers	-	-	-	-	-	*	*	*	*
Swiss chard	-	-	-	-	-	-	-	-	-
Root crops	*	*	-	-	-	*	*	*	*
Beetroot	-	-	-	-	-	-	-	-	-
Carrot	-	-	-	-	-	-	-	-	-
Onion	*	*	-	-	-	*	*	*	*
Potatoes	-	-	-	-	-	-	-	*	*
Garlic	-	-	-	-	-	*	*	-	-
Taro 'Godere'	-	-	-	-	-	-	-	-	-
Sweet potatoes	-	-	-	-	-	-	-	-	-
Other Temporary	-	-	-	-	-	-	-	*	*
Permanent crops	-	-	-	*	*	882	*	-	-
Avocado	-	-	-	-	-	-	-	-	-
Bananas	-	-	-	*	*	*	*	-	-
Guava	-	-	-	-	-	*	*	-	-
Lemons	-	-	-	*	*	*	*	-	-
Mangoes	-	-	-	-	-	-	-	-	-
Oranges	-	-	-	-	-	*	*	-	-
Papayas	-	-	-	-	-	*	*	-	-
Pineapples	-	-	-	-	-	-	-	-	-
Chat	-	-	-	-	-	-	-	-	-
Coffee	*	*	-	-	-	*	*	-	-
Hops / 'Geshe'	-	-	-	*	*	*	*	-	-
Enset	-	-	-	-	-	-	-	-	-
Sugar cane	-	-	-	-	-	-	-	-	-
Other permanent	-	-	-	-	-	*	*	-	-

Afar Region Table 1.2. Number of Holders, Inputs Applied Area and Quantity of Inputs used

Crop type	All Crop area	All Fertilizer		Natural		DAP		
		Hectare	Quintal	Holder	Hectare	Holder	Hectare	Quintal
All	14938	1027	*	1794	704	*	*	*
Cereals	12484	698	67	1359	577	*	*	*
Teff	1516	254	49	573	146	*	*	*
Barley	*	*	-	*	*	-	-	-
Wheat	*	*	-	*	*	-	-	-
Maize	7826	123	*	1030	112	*	*	*
Sorghum	3045	306	*	520	304	*	*	*
Finger millet	-	-	-	-	-	-	-	-
Oats / 'Aja'	-	-	-	-	-	-	-	-
Rice	-	-	-	-	-	-	-	-
Pulses	320	31	-	526	31	-	-	-
Horse / Faba beans	-	-	-	-	-	-	-	-
Field Peas	-	-	-	-	-	-	-	-
Haricot beans	283	31	-	526	31	-	-	-
Chick peas	29	-	-	-	-	-	-	-
Lentils	*	-	-	-	-	-	-	-
Vetch / Grass peas	-	-	-	-	-	-	-	-
Soya beans	-	-	-	-	-	-	-	-
Fenugreek	*	*	-	*	*	-	-	-
Gibto	-	-	-	-	-	-	-	-
Oilseeds	443	*	*	238	*	*	*	*
Neug	*	-	-	-	-	-	-	-
Linseed	*	-	-	-	-	-	-	-
Groundnuts	-	-	-	-	-	-	-	-
Safflower	54	*	*	191	*	*	*	*
Sesame	387	*	*	*	*	*	*	*
Rapeseed	-	-	-	-	-	-	-	-
Vegetables	16	6	*	351	*	-	-	-
Lettuce	-	-	-	-	-	-	-	-
Head cabbage	-	-	-	-	-	-	-	-
Ethiopian cabbage	*	-	-	-	-	-	-	-
Tomatoes	*	*	*	-	-	-	-	-
Green peppers	*	*	*	*	*	-	-	-
Red peppers	10	*	-	261	*	-	-	-
Swiss chard	-	-	-	-	-	-	-	-
Root crops	*	*	*	*	*	-	-	-
Beetroot	*	*	*	-	-	-	-	-
Carrot	-	-	-	-	-	-	-	-
Onion	*	*	*	*	*	-	-	-
Potatoes	-	-	-	-	-	-	-	-
Garlic	-	-	-	-	-	-	-	-
Taro 'Godere'	-	-	-	-	-	-	-	-
Sweet potatoes	*	-	-	-	-	-	-	-
Other Temporary	1254	*	-	*	*	-	-	-
Permanent crops	*	*	-	484	*	-	-	-
Avocado	-	-	-	-	-	-	-	-
Bananas	*	*	-	*	*	-	-	-
Guava	-	-	-	-	-	-	-	-
Lemons	*	*	-	*	*	-	-	-
Mangoes	-	-	-	-	-	-	-	-
Oranges	-	-	-	-	-	-	-	-
Papayas	*	*	-	*	*	-	-	-
Pineapples	-	-	-	-	-	-	-	-
Chat	-	-	-	-	-	-	-	-
Coffee	*	*	-	*	*	-	-	-
Hops / 'Geshe'	*	*	-	*	*	-	-	-
Enset	-	-	-	-	-	-	-	-
Sugar cane	*	*	-	*	*	-	-	-
Other permanent	35	*	-	*	*	-	-	-

Afar Region (Table 1.2 contd.)

Crop type	UREA			UREA + DAP			Indigenous seed		
	Holder	Hectare	Quintal	Holder	Hectare	Quintal	Holder	Hectare	Quintal
All	*	*	*	*	*	*	11753	13806	3732
Cereals	*	*	*	*	*	*	10372	12392	3616
Teff	*	*	*	*	*	*	3196	1516	348
Barley	-	-	-	-	-	-	*	*	*
Wheat	-	-	-	-	-	-	*	*	*
Maize	*	*	*	-	-	-	9395	7734	2988
Sorghum	-	-	-	-	-	-	3608	3045	212
Finger millet	-	-	-	-	-	-	-	-	-
Oats / 'Aja'	-	-	-	-	-	-	-	-	-
Rice	-	-	-	-	-	-	-	-	-
Pulses	-	-	-	-	-	-	2135	319	85
Horse / Faba beans	-	-	-	-	-	-	-	-	-
Field Peas	-	-	-	-	-	-	-	-	-
Haricot beans	-	-	-	-	-	-	1995	283	68
Chick peas	-	-	-	-	-	-	162	29	14
Lentils	-	-	-	-	-	-	*	*	*
Vetch / Grass peas	-	-	-	-	-	-	-	-	-
Soya beans	-	-	-	-	-	-	-	-	-
Fenugreek	-	-	-	-	-	-	*	*	*
Gibto	-	-	-	-	-	-	-	-	-
Oilseeds	-	-	-	-	-	-	1692	443	30
Neug	-	-	-	-	-	-	*	*	*
Linseed	-	-	-	-	-	-	*	*	*
Groundnuts	-	-	-	-	-	-	-	-	-
Safflower	-	-	-	-	-	-	785	54	4
Sesame	-	-	-	-	-	-	1193	387	26
Rapeseed	-	-	-	-	-	-	-	-	-
Vegetables	*	*	*	-	-	-	971	15	-
Lettuce	-	-	-	-	-	-	-	-	-
Head cabbage	-	-	-	-	-	-	-	-	-
Ethiopian cabbage	-	-	-	-	-	-	*	*	-
Tomatoes	*	*	*	-	-	-	*	*	-
Green peppers	-	-	-	-	-	-	*	*	-
Red peppers	-	-	-	-	-	-	720	10	-
Swiss chard	-	-	-	-	-	-	-	-	-
Root crops	*	*	*	-	-	-	555	*	*
Beetroot	*	*	*	-	-	-	*	*	-
Carrot	-	-	-	-	-	-	-	-	-
Onion	*	*	*	-	-	-	507	*	-
Potatoes	-	-	-	-	-	-	-	-	-
Garlic	-	-	-	-	-	-	-	-	-
Taro 'Godere'	-	-	-	-	-	-	-	-	-
Sweet potatoes	-	-	-	-	-	-	*	*	*
Other Temporary	-	-	-	-	-	-	795	*	-
Permanent crops	-	-	-	-	-	-	2205	*	-
Avocado	-	-	-	-	-	-	-	-	-
Bananas	-	-	-	-	-	-	*	*	-
Guava	-	-	-	-	-	-	-	-	-
Lemons	-	-	-	-	-	-	*	*	-
Mangoes	-	-	-	-	-	-	-	-	-
Oranges	-	-	-	-	-	-	*	-	-
Papayas	-	-	-	-	-	-	335	*	-
Pineapples	-	-	-	-	-	-	-	-	-
Chat	-	-	-	-	-	-	-	-	-
Coffee	-	-	-	-	-	-	*	*	-
Hops / 'Gescho'	-	-	-	-	-	-	429	*	-
Enset	-	-	-	-	-	-	-	-	-
Sugar cane	-	-	-	-	-	-	164	*	-
Other permanent	-	-	-	-	-	-	439	35	-

Afar Region (Table 1.2 Contd.)

Crop type	Improved seed			Pesticide		Irrigation		Extension package	
	Holder	Hectare	Quintal	Holder	Hectare	Holder	Hectare	Holder	Hectare
All	592	*	33	648	653	7477	9166	91	*
Cereals	268	92	33	305	154	6004	7415	*	*
Teff	-	-	-	226	93	-	-	*	*
Barley	-	-	-	*	*	-	-	-	-
Wheat	-	-	-	-	-	*	*	-	-
Maize	268	92	33	*	*	5928	7296	*	*
Sorghum	-	-	-	-	-	*	*	*	*
Finger millet	-	-	-	-	-	-	-	-	-
Oats / 'Aja'	-	-	-	-	-	-	-	-	-
Rice	-	-	-	-	-	-	-	-	-
Pulses	*	*	*	-	-	*	*	*	*
Horse / Faba beans	-	-	-	-	-	-	-	-	-
Field Peas	-	-	-	-	-	-	-	-	-
Haricot beans	*	*	*	-	-	*	*	*	*
Chick peas	-	-	-	-	-	-	-	-	-
Lentils	-	-	-	-	-	-	-	-	-
Vetch / Grass peas	-	-	-	-	-	-	-	-	-
Soya beans	-	-	-	-	-	-	-	-	-
Fenugreek	-	-	-	-	-	-	-	-	-
Gibto	-	-	-	-	-	-	-	-	-
Oilseeds	*	*	-	-	-	183	*	-	-
Neug	-	-	-	-	-	-	-	-	-
Linseed	-	-	-	-	-	-	-	-	-
Groundnuts	-	-	-	-	-	-	-	-	-
Safflower	-	-	-	-	-	-	-	-	-
Sesame	*	*	-	-	-	183	*	-	-
Rapeseed	-	-	-	-	-	-	-	-	-
Vegetables	*	*	-	*	*	*	*	-	-
Lettuce	-	-	-	-	-	-	-	-	-
Head cabbage	-	-	-	-	-	-	-	-	-
Ethiopian cabbage	-	-	-	-	-	-	-	-	-
Tomatoes	*	*	-	*	*	*	*	-	-
Green peppers	-	-	-	-	-	*	*	-	-
Red peppers	-	-	-	-	-	-	-	-	-
Swiss chard	-	-	-	-	-	-	-	-	-
Root crops	-	-	-	*	*	*	*	-	-
Beetroot	-	-	-	*	*	*	*	-	-
Carrot	-	-	-	-	-	-	-	-	-
Onion	-	-	-	*	*	*	*	-	-
Potatoes	-	-	-	-	-	-	-	-	-
Garlic	-	-	-	-	-	-	-	-	-
Taro 'Godere'	-	-	-	-	-	-	-	-	-
Sweet potatoes	-	-	-	-	-	-	-	-	-
Other Temporary	283	*	-	*	*	334	*	-	-
Permanent crops	-	-	-	-	-	1150	*	-	-
Avocado	-	-	-	-	-	-	-	-	-
Bananas	-	-	-	-	-	*	*	-	-
Guava	-	-	-	-	-	-	-	-	-
Lemons	-	-	-	-	-	-	-	-	-
Mangoes	-	-	-	-	-	-	-	-	-
Oranges	-	-	-	-	-	-	-	-	-
Papayas	-	-	-	-	-	*	*	-	-
Pineapples	-	-	-	-	-	-	-	-	-
Chat	-	-	-	-	-	-	-	-	-
Coffee	*	*	-	-	-	*	*	-	-
Hops / 'Geshe'	-	-	-	-	-	-	-	-	-
Enset	-	-	-	-	-	-	-	-	-
Sugar cane	-	-	-	-	-	*	*	-	-
Other permanent	-	-	-	-	-	356	34	-	-

Zone 1 zone Table 1.2.1. Number of Holders, Inputs Applied Area and Quantity of Inputs used

Crop type	All Crop area	All Fertilizer		Natural		DAP		
		Hectare	Quintal	Holder	Hectare	Holder	Hectare	Quintal
All	7	24	*	52	*	*	*	*
Cereals	7147	23	*	*	*	*	*	*
Teff	-	-	-	-	-	-	-	-
Barley	-	-	-	-	-	-	-	-
Wheat	*	-	-	-	-	-	-	-
Maize	7029	23	*	*	*	*	*	*
Sorghum	*	-	-	-	-	-	-	-
Finger millet	-	-	-	-	-	-	-	-
Oats / 'Aja'	-	-	-	-	-	-	-	-
Rice	-	-	-	-	-	-	-	-
Pulses	-	-	-	-	-	-	-	-
Horse / Faba	-	-	-	-	-	-	-	-
beans	-	-	-	-	-	-	-	-
Field Peas	-	-	-	-	-	-	-	-
Haricot beans	-	-	-	-	-	-	-	-
Chick peas	-	-	-	-	-	-	-	-
Lentils	-	-	-	-	-	-	-	-
Vetch / Grass	-	-	-	-	-	-	-	-
peas	-	-	-	-	-	-	-	-
Soya beans	-	-	-	-	-	-	-	-
Fenugreek	-	-	-	-	-	-	-	-
Gibto	-	-	-	-	-	-	-	-
Oilseeds	*	-	-	-	-	-	-	-
Neug	-	-	-	-	-	-	-	-
Linseed	-	-	-	-	-	-	-	-
Groundnuts	-	-	-	-	-	-	-	-
Safflower	-	-	-	-	-	-	-	-
Sesame	*	-	-	-	-	-	-	-
Rapeseed	-	-	-	-	-	-	-	-
Vegetables	-	-	-	-	-	-	-	-
Lettuce	-	-	-	-	-	-	-	-
Head cabbage	-	-	-	-	-	-	-	-
Ethiopian	-	-	-	-	-	-	-	-
cabbage	-	-	-	-	-	-	-	-
Tomatoes	-	-	-	-	-	-	-	-
Green peppers	-	-	-	-	-	-	-	-
Red peppers	-	-	-	-	-	-	-	-
Swiss chard	-	-	-	-	-	-	-	-
Root crops	-	-	-	-	-	-	-	-
Beetroot	-	-	-	-	-	-	-	-
Carrot	-	-	-	-	-	-	-	-
Onion	-	-	-	-	-	-	-	-
Potatoes	-	-	-	-	-	-	-	-
Garlic	-	-	-	-	-	-	-	-
Taro 'Godere'	-	-	-	-	-	-	-	-
Sweet potatoes	-	-	-	-	-	-	-	-
Other	-	-	-	-	-	-	-	-
Temporary	-	-	-	-	-	-	-	-
Permanent crops	35	*	-	*	*	-	-	-
Avocado	-	-	-	-	-	-	-	-
Bananas	-	-	-	-	-	-	-	-
Guava	-	-	-	-	-	-	-	-
Lemons	-	-	-	-	-	-	-	-
Mangoes	-	-	-	-	-	-	-	-
Oranges	-	-	-	-	-	-	-	-
Papayas	-	-	-	-	-	-	-	-
Pineapples	-	-	-	-	-	-	-	-
Chat	-	-	-	-	-	-	-	-
Coffee	-	-	-	-	-	-	-	-
Hops / 'Gesho'	-	-	-	-	-	-	-	-
Enset	-	-	-	-	-	-	-	-
Sugar cane	-	-	-	-	-	-	-	-
Other permanent	35	*	-	*	*	-	-	-

Zone 1 zone (Table 1.2.1contd.)

Crop type	UREA			UREA + DAP			Indigenous seed		
	Holder	Hectare	Quintal	Holder	Hectare	Quintal	Holder	Hectare	Quintal
All	*	*	*	-	-	-	5627	7281	2837
Cereals	*	*	*	-	-	-	5475	7068	2818
Teff	-	-	-	-	-	-	-	-	-
Barley	-	-	-	-	-	-	-	-	-
Wheat	-	-	-	-	-	-	*	*	*
Maize	*	*	*	-	-	-	5399	6949	2755
Sorghum	-	-	-	-	-	-	*	*	*
Finger millet	-	-	-	-	-	-	-	-	-
Oats / 'Aja'	-	-	-	-	-	-	-	-	-
Rice	-	-	-	-	-	-	-	-	-
Pulses	-	-	-	-	-	-	-	-	-
Horse / Faba beans	-	-	-	-	-	-	-	-	-
Field Peas	-	-	-	-	-	-	-	-	-
Haricot beans	-	-	-	-	-	-	-	-	-
Chick peas	-	-	-	-	-	-	-	-	-
Lentils	-	-	-	-	-	-	-	-	-
Vetch / Grass peas	-	-	-	-	-	-	-	-	-
Soya beans	-	-	-	-	-	-	-	-	-
Fenugreek	-	-	-	-	-	-	-	-	-
Gibto	-	-	-	-	-	-	-	-	-
Oilseeds	-	-	-	-	-	-	*	*	*
Neug	-	-	-	-	-	-	-	-	-
Linseed	-	-	-	-	-	-	-	-	-
Groundnuts	-	-	-	-	-	-	-	-	-
Safflower	-	-	-	-	-	-	-	-	-
Sesame	-	-	-	-	-	-	*	*	*
Rapeseed	-	-	-	-	-	-	-	-	-
Vegetables	-	-	-	-	-	-	-	-	-
Lettuce	-	-	-	-	-	-	-	-	-
Head cabbage	-	-	-	-	-	-	-	-	-
Ethiopian cabbage	-	-	-	-	-	-	-	-	-
Tomatoes	-	-	-	-	-	-	-	-	-
Green peppers	-	-	-	-	-	-	-	-	-
Red peppers	-	-	-	-	-	-	-	-	-
Swiss chard	-	-	-	-	-	-	-	-	-
Root crops	-	-	-	-	-	-	-	-	-
Beetroot	-	-	-	-	-	-	-	-	-
Carrot	-	-	-	-	-	-	-	-	-
Onion	-	-	-	-	-	-	-	-	-
Potatoes	-	-	-	-	-	-	-	-	-
Garlic	-	-	-	-	-	-	-	-	-
Taro 'Godere'	-	-	-	-	-	-	-	-	-
Sweet potatoes	-	-	-	-	-	-	-	-	-
Other Temporary	-	-	-	-	-	-	-	-	-
Permanent crops	-	-	-	-	-	-	391	35	-
Avocado	-	-	-	-	-	-	-	-	-
Bananas	-	-	-	-	-	-	-	-	-
Guava	-	-	-	-	-	-	-	-	-
Lemons	-	-	-	-	-	-	-	-	-
Mangoes	-	-	-	-	-	-	-	-	-
Oranges	-	-	-	-	-	-	-	-	-
Papayas	-	-	-	-	-	-	-	-	-
Pineapples	-	-	-	-	-	-	-	-	-
Chat	-	-	-	-	-	-	-	-	-
Coffee	-	-	-	-	-	-	-	-	-
Hops / 'Geshe'	-	-	-	-	-	-	-	-	-
Enset	-	-	-	-	-	-	-	-	-
Sugar cane	-	-	-	-	-	-	-	-	-
Other permanent	-	-	-	-	-	-	391	35	-

Zone 1 zone (Table 1.2.1 Contd.)

Crop type	Improved seed			Pesticide		Irrigation		Extension package	
	Holder	Hectare	Quintal	Holder	Hectare	Holder	Hectare	Holder	Hectare
All	172	*	30	*	*	5665	7269	*	*
Cereals	172	*	30	*	*	5566	7056	*	*
Teff	-	-	-	-	-	-	-	-	-
Barley	-	-	-	-	-	-	-	-	-
Wheat	-	-	-	-	-	*	*	-	-
Maize	172	*	30	*	*	5490	6937	*	*
Sorghum	-	-	-	-	-	*	*	-	-
Finger millet	-	-	-	-	-	-	-	-	-
Oats / 'Aja'	-	-	-	-	-	-	-	-	-
Rice	-	-	-	-	-	-	-	-	-
Pulses	-	-	-	-	-	-	-	-	-
Horse / Faba beans	-	-	-	-	-	-	-	-	-
Field Peas	-	-	-	-	-	-	-	-	-
Haricot beans	-	-	-	-	-	-	-	-	-
Chick peas	-	-	-	-	-	-	-	-	-
Lentils	-	-	-	-	-	-	-	-	-
Vetch / Grass peas	-	-	-	-	-	-	-	-	-
Soya beans	-	-	-	-	-	-	-	-	-
Fenugreek	-	-	-	-	-	-	-	-	-
Gibto	-	-	-	-	-	-	-	-	-
Oilseeds	-	-	-	-	-	*	*	-	-
Neug	-	-	-	-	-	-	-	-	-
Linseed	-	-	-	-	-	-	-	-	-
Groundnuts	-	-	-	-	-	-	-	-	-
Safflower	-	-	-	-	-	-	-	-	-
Sesame	-	-	-	-	-	*	*	-	-
Rapeseed	-	-	-	-	-	-	-	-	-
Vegetables	-	-	-	-	-	-	-	-	-
Lettuce	-	-	-	-	-	-	-	-	-
Head cabbage	-	-	-	-	-	-	-	-	-
Ethiopian cabbage	-	-	-	-	-	-	-	-	-
Tomatoes	-	-	-	-	-	-	-	-	-
Green peppers	-	-	-	-	-	-	-	-	-
Red peppers	-	-	-	-	-	-	-	-	-
Swiss chard	-	-	-	-	-	-	-	-	-
Root crops	-	-	-	-	-	-	-	-	-
Beetroot	-	-	-	-	-	-	-	-	-
Carrot	-	-	-	-	-	-	-	-	-
Onion	-	-	-	-	-	-	-	-	-
Potatoes	-	-	-	-	-	-	-	-	-
Garlic	-	-	-	-	-	-	-	-	-
Taro 'Godere'	-	-	-	-	-	-	-	-	-
Sweet potatoes	-	-	-	-	-	-	-	-	-
Other Temporary	-	-	-	-	-	-	-	-	-
Permanent crops	-	-	-	-	-	356	34	-	-
Avocado	-	-	-	-	-	-	-	-	-
Bananas	-	-	-	-	-	-	-	-	-
Guava	-	-	-	-	-	-	-	-	-
Lemons	-	-	-	-	-	-	-	-	-
Mangoes	-	-	-	-	-	-	-	-	-
Oranges	-	-	-	-	-	-	-	-	-
Papayas	-	-	-	-	-	-	-	-	-
Pineapples	-	-	-	-	-	-	-	-	-
Chat	-	-	-	-	-	-	-	-	-
Coffee	-	-	-	-	-	-	-	-	-
Hops / 'Geshe'	-	-	-	-	-	-	-	-	-
Enset	-	-	-	-	-	-	-	-	-
Sugar cane	-	-	-	-	-	-	-	-	-
Other permanent	-	-	-	-	-	356	34	-	-

Zone 3 zone

Table 1.2.2. Number of Holders, Inputs Applied Area and Quantity of Inputs used

Crop type	All Crop area	All Fertilizer		Natural		DAP		
		Hectare	Quintal	Holder	Hectare	Holder	Hectare	Quintal
All	7578	1003	*	1742	686	*	*	*
Cereals	5337	675	56	1335	560	*	*	*
Teff	1516	254	49	573	146	*	*	*
Barley	*	*	-	*	*	-	-	-
Wheat	*	*	-	*	*	-	-	-
Maize	798	99	*	1006	94	-	-	-
Sorghum	2953	306	*	520	304	*	*	*
Finger millet	-	-	-	-	-	-	-	-
Oats / 'Aja'	-	-	-	-	-	-	-	-
Rice	-	-	-	-	-	-	-	-
Pulses	320	31	-	526	31	-	-	-
Horse / Faba beans	-	-	-	-	-	-	-	-
Field Peas	-	-	-	-	-	-	-	-
Haricot beans	283	31	-	526	31	-	-	-
Chick peas	29	-	-	-	-	-	-	-
Lentils	*	-	-	-	-	-	-	-
Vetch / Grass peas	-	-	-	-	-	-	-	-
Soya beans	-	-	-	-	-	-	-	-
Fenugreek	*	*	-	*	*	-	-	-
Gibto	-	-	-	-	-	-	-	-
Oilseeds	265	*	*	238	*	*	*	*
Neug	*	-	-	-	-	-	-	-
Linseed	*	-	-	-	-	-	-	-
Groundnuts	-	-	-	-	-	-	-	-
Safflower	54	*	*	191	*	*	*	*
Sesame	209	*	*	*	*	*	*	*
Rapeseed	-	-	-	-	-	-	-	-
Vegetables	16	6	*	351	*	-	-	-
Lettuce	-	-	-	-	-	-	-	-
Head cabbage	-	-	-	-	-	-	-	-
Ethiopian cabbage	*	-	-	-	-	-	-	-
Tomatoes	*	*	*	-	-	-	-	-
Green peppers	*	*	-	*	*	-	-	-
Red peppers	10	*	-	261	*	-	-	-
Swiss chard	-	-	-	-	-	-	-	-
Root crops	*	*	*	*	*	-	-	-
Beetroot	*	*	*	-	-	-	-	-
Carrot	-	-	-	-	-	-	-	-
Onion	*	*	*	*	*	-	-	-
Potatoes	-	-	-	-	-	-	-	-
Garlic	-	-	-	-	-	-	-	-
Taro 'Godere'	-	-	-	-	-	-	-	-
Sweet potatoes	*	-	-	-	-	-	-	-
Other Temporary	1254	*	-	*	*	-	-	-
Permanent crops	*	*	-	456	*	-	-	-
Avocado	-	-	-	-	-	-	-	-
Bananas	*	*	-	*	*	-	-	-
Guava	-	-	-	-	-	-	-	-
Lemons	*	*	-	*	*	-	-	-
Mangoes	-	-	-	-	-	-	-	-
Oranges	-	-	-	-	-	-	-	-
Papayas	*	*	-	*	*	-	-	-
Pineapples	-	-	-	-	-	-	-	-
Chat	-	-	-	-	-	-	-	-
Coffee	*	*	-	*	*	-	-	-
Hops / 'Geshe'	*	*	-	*	*	-	-	-
Enset	-	-	-	-	-	-	-	-
Sugar cane	*	*	-	*	*	-	-	-
Other permanent	*	-	-	-	-	-	-	-

Zone 3 zone (Table 1.2.2 contd.)

Crop type	UREA			UREA + DAP			Indigenous seed		
	Holder	Hectare	Quintal	Holder	Hectare	Quintal	Holder	Hectare	Quintal
All	*	*	*	*	*	*	6126	6524	895
Cereals	*	*	*	*	*	*	4897	5324	798
Teff	*	*	*	*	*	*	3196	1516	348
Barley	-	-	-	-	-	-	*	*	*
Wheat	-	-	-	-	-	-	*	*	*
Maize	*	*	*	-	-	-	3996	785	233
Sorghum	-	-	-	-	-	-	3457	2953	166
Finger millet	-	-	-	-	-	-	-	-	-
Oats / 'Aja'	-	-	-	-	-	-	-	-	-
Rice	-	-	-	-	-	-	-	-	-
Pulses	-	-	-	-	-	-	2135	319	85
Horse / Faba beans	-	-	-	-	-	-	-	-	-
Field Peas	-	-	-	-	-	-	-	-	-
Haricot beans	-	-	-	-	-	-	1995	283	68
Chick peas	-	-	-	-	-	-	162	29	14
Lentils	-	-	-	-	-	-	*	*	*
Vetch / Grass peas	-	-	-	-	-	-	-	-	-
Soya beans	-	-	-	-	-	-	-	-	-
Fenugreek	-	-	-	-	-	-	*	*	*
Gibto	-	-	-	-	-	-	-	-	-
Oilseeds	-	-	-	-	-	-	1571	265	11
Neug	-	-	-	-	-	-	*	*	*
Linseed	-	-	-	-	-	-	*	*	*
Groundnuts	-	-	-	-	-	-	-	-	-
Safflower	-	-	-	-	-	-	785	54	4
Sesame	-	-	-	-	-	-	1071	209	7
Rapeseed	-	-	-	-	-	-	-	-	-
Vegetables	*	*	*	-	-	-	971	15	-
Lettuce	-	-	-	-	-	-	-	-	-
Head cabbage	-	-	-	-	-	-	-	-	-
Ethiopian cabbage	-	-	-	-	-	-	*	*	-
Tomatoes	*	*	*	-	-	-	*	*	-
Green peppers	-	-	-	-	-	-	*	*	-
Red peppers	-	-	-	-	-	-	720	10	-
Swiss chard	-	-	-	-	-	-	-	-	-
Root crops	*	*	*	-	-	-	555	*	*
Beetroot	*	*	*	-	-	-	*	*	-
Carrot	-	-	-	-	-	-	-	-	-
Onion	*	*	*	-	-	-	507	*	-
Potatoes	-	-	-	-	-	-	-	-	-
Garlic	-	-	-	-	-	-	-	-	-
Taro 'Godere'	-	-	-	-	-	-	-	-	-
Sweet potatoes	-	-	-	-	-	-	*	*	*
Other Temporary	-	-	-	-	-	-	795	*	-
Permanent crops	-	-	-	-	-	-	1814	*	-
Avocado	-	-	-	-	-	-	-	-	-
Bananas	-	-	-	-	-	-	*	*	-
Guava	-	-	-	-	-	-	-	-	-
Lemons	-	-	-	-	-	-	*	*	-
Mangoes	-	-	-	-	-	-	-	-	-
Oranges	-	-	-	-	-	-	*	-	-
Papayas	-	-	-	-	-	-	335	*	-
Pineapples	-	-	-	-	-	-	-	-	-
Chat	-	-	-	-	-	-	-	-	-
Coffee	-	-	-	-	-	-	*	*	-
Hops / 'Geshe'	-	-	-	-	-	-	429	*	-
Enset	-	-	-	-	-	-	-	-	-
Sugar cane	-	-	-	-	-	-	164	*	-
Other permanent	-	-	-	-	-	-	*	*	-

Zone 3 zone (Table 1.2.2 Contd.)

Crop type	Improved seed			Pesticide		Irrigation		Extension package	
	Holder	Hectare	Quintal	Holder	Hectare	Holder	Hectare	Holder	Hectare
All	420	*	*	636	649	1812	1898	*	*
Cereals	*	*	*	293	151	*	*	*	*
Teff	-	-	-	226	93	-	-	*	*
Barley	-	-	-	*	*	-	-	-	-
Wheat	-	-	-	-	-	-	-	*	*
Maize	*	*	*	*	*	*	*	*	*
Sorghum	-	-	-	-	-	-	-	*	*
Finger millet	-	-	-	-	-	-	-	-	-
Oats / 'Aja'	-	-	-	-	-	-	-	-	-
Rice	-	-	-	-	-	-	-	-	-
Pulses	*	*	*	-	-	*	*	*	*
Horse / Faba beans	-	-	-	-	-	-	-	-	-
Field Peas	-	-	-	-	-	-	-	-	-
Haricot beans	*	*	*	-	-	*	*	*	*
Chick peas	-	-	-	-	-	-	-	-	-
Lentils	-	-	-	-	-	-	-	-	-
Vetch / Grass peas	-	-	-	-	-	-	-	-	-
Soya beans	-	-	-	-	-	-	-	-	-
Fenugreek	-	-	-	-	-	-	-	-	-
Gibto	-	-	-	-	-	-	-	-	-
Oilseeds	*	*	-	-	-	*	*	-	-
Neug	-	-	-	-	-	-	-	-	-
Linseed	-	-	-	-	-	-	-	-	-
Groundnuts	-	-	-	-	-	-	-	-	-
Safflower	-	-	-	-	-	-	-	-	-
Sesame	*	*	-	-	-	*	*	-	-
Rapeseed	-	-	-	-	-	-	-	-	-
Vegetables	*	*	-	*	*	*	*	-	-
Lettuce	-	-	-	-	-	-	-	-	-
Head cabbage	-	-	-	-	-	-	-	-	-
Ethiopian cabbage	-	-	-	-	-	-	-	-	-
Tomatoes	*	*	-	*	*	*	*	-	-
Green peppers	-	-	-	-	-	*	*	-	-
Red peppers	-	-	-	-	-	-	-	-	-
Swiss chard	-	-	-	-	-	-	-	-	-
Root crops	-	-	-	*	*	*	*	-	-
Beetroot	-	-	-	*	*	*	*	-	-
Carrot	-	-	-	-	-	-	-	-	-
Onion	-	-	-	*	*	*	*	-	-
Potatoes	-	-	-	-	-	-	-	-	-
Garlic	-	-	-	-	-	-	-	-	-
Taro 'Godere'	-	-	-	-	-	-	-	-	-
Sweet potatoes	-	-	-	-	-	-	-	-	-
Other Temporary	283	*	-	*	*	334	*	-	-
Permanent crops	-	-	-	-	-	*	*	-	-
Avocado	-	-	-	-	-	-	-	-	-
Bananas	-	-	-	-	-	*	*	-	-
Guava	-	-	-	-	-	-	-	-	-
Lemons	-	-	-	-	-	-	-	-	-
Mangoes	-	-	-	-	-	-	-	-	-
Oranges	-	-	-	-	-	-	-	-	-
Papayas	-	-	-	-	-	*	*	-	-
Pineapples	-	-	-	-	-	-	-	-	-
Chat	-	-	-	-	-	-	-	-	-
Coffee	*	*	-	-	-	*	*	-	-
Hops / 'Geshe'	-	-	-	-	-	-	-	-	-
Enset	-	-	-	-	-	-	-	-	-
Sugar cane	-	-	-	-	-	*	*	-	-
Other permanent	-	-	-	-	-	-	-	-	-

Amhara Region Table 1.3. Number of Holders, Inputs Applied Area and Quantity of Inputs used

Crop type	All	All Fertilizer		Natural		DAP		
	Crop area	Hectare	Quintal	Holder	Hectare	Holder	Hectare	Quintal
All	3264949	1070208	770162	1815453	331886	385852	265996	180386
Cereals	2401872	942366	689487	1422438	248567	366615	244273	157539
Teff	826443	357194	256544	194281	37586	217869	102108	57422
Barley	357174	95911	33228	402382	58666	84475	21864	18688
Wheat	332645	150529	173342	202856	22110	55702	15678	14630
Maize	258195	200406	172728	983137	86303	112548	27780	24160
Sorghum	457450	42640	2551	163891	38580	2111	*	*
Finger millet	156868	94044	50335	26069	4574	146261	76071	42174
Oats / 'Aja'	8776	1078	*	14097	745	*	*	*
Rice	*	564	457	*	*	*	*	*
Pulses	540483	58822	23584	419568	40435	63575	10229	8219
Horse / Faba beans	184586	38913	15659	307749	29870	43160	5657	4350
Field Peas	99633	10532	3465	65976	5594	21193	3946	2597
Haricot beans	43144	2498	1706	54168	1496	*	*	*
Chick peas	98393	1712	*	11005	1365	-	-	-
Lentils	35488	1709	*	15213	897	*	*	*
Vetch / Grass peas	55388	638	*	4681	392	-	-	-
Soya beans	*	*	-	*	*	-	-	-
Fenugreek	9057	1632	594	33419	364	*	*	*
Gibto	14705	1102	1732	4623	372	7609	492	1087
Oilseeds	225827	26475	35661	248611	12849	65825	9134	10045
Neug	143732	9228	971	20128	4042	12615	4624	761
Linseed	31884	1430	358	21735	1071	3882	276	267
Groundnuts	*	*	*	*	*	*	*	*
Safflower	7005	526	*	12836	*	*	*	*
Sesame	22112	853	*	8920	719	*	*	*
Rapeseed	19305	14380	33608	196963	6549	52141	4201	8870
Vegetables	21227	13417	7480	500135	6848	12635	*	302
Lettuce	*	*	-	*	*	-	-	-
Head cabbage	*	*	*	8946	39	*	*	*
Ethiopian cabbage	639	384	*	85575	366	*	*	*
Tomatoes	219	81	-	10195	81	-	-	-
Green peppers	658	397	*	59267	322	*	*	*
Red peppers	19427	12395	7270	359113	6032	10048	*	228
Swiss chard	18	8	*	4242	7	-	-	-
Root crops	31308	15814	7815	512225	11041	43700	1693	3454
Beetroot	*	*	*	10351	*	-	-	-
Carrot	*	*	*	7369	20	-	-	-
Onion	4395	2570	2035	91080	1230	3001	*	214
Potatoes	22076	10621	4011	172771	7901	30767	1512	*
Garlic	4184	2480	1712	325308	1799	11709	92	176
Taro 'Godere'	-	-	-	-	-	-	-	-
Sweet potatoes	340	*	*	3657	*	*	*	*
Other Temporary	*	1772	1670	148303	1299	2627	*	*
Permanent crops	24459	11542	-	592001	10848	-	-	-
Avocado	14	*	-	1179	*	-	-	-
Bananas	425	119	-	16463	114	-	-	-
Guava	178	54	-	12385	54	-	-	-
Lemons	139	66	-	15410	66	-	-	-
Mangoes	77	40	-	*	37	-	-	-
Oranges	731	247	-	33369	247	-	-	-
Papayas	240	85	-	19396	74	-	-	-
Pineapples	-	-	-	-	-	-	-	-
Chat	2718	1768	-	59180	1762	-	-	-
Coffee	4274	1813	-	103129	1730	-	-	-
Hops / 'Geshe'	13481	6458	-	399682	5974	-	-	-
Enset	*	-	-	-	-	-	-	-
Sugar cane	686	142	-	12984	139	-	-	-
Other permanent	1495	739	-	162600	641	-	-	-

Amhara Region (Table 1.3 contd.)

Crop type	UREA			UREA + DAP			Indigenous seed		
	Holder	Hectare	Quintal	Holder	Hectare	Quintal	Holder	Hectare	Quintal
All	261448	109546	84677	597712	362780	505099	2929233	3172057	2162163
Cereals	222835	104127	78560	587433	345400	453388	2843733	2311903	1566810
Teff	152204	73884	55355	260259	143616	143768	1800895	823005	346245
Barley	16925	2804	1419	68276	12577	13122	1393753	356367	523894
Wheat	60233	18511	14628	211708	94230	144085	1100877	322831	447223
Maize	37286	4243	4869	283631	82081	143698	1623749	184458	70917
Sorghum	*	*	*	7325	2378	*	931793	455717	90573
Finger millet	9401	3401	1509	30321	9999	6653	409229	156541	67346
Oats / 'Aja'	-	-	-	*	*	*	94697	8665	11057
Rice	*	*	*	1822	*	*	17760	*	*
Pulses	16155	2004	1039	57029	6154	14326	1836475	539024	547291
Horse / Faba beans	6388	427	463	39626	2958	10846	1208475	184255	242380
Field Peas	1542	202	*	7477	790	*	628290	99377	110960
Haricot beans	3261	*	*	4487	548	1289	270902	42995	35862
Chick peas	*	*	*	*	*	*	389832	97929	73753
Lentils	2802	*	*	*	*	*	276532	35487	30482
Vetch / Grass peas	*	*	*	-	-	-	255657	55202	44273
Soya beans	-	-	-	-	-	-	*	*	*
Fenugreek	*	*	*	*	*	*	172446	9051	4400
Gibto	-	-	-	*	*	*	82659	14640	5082
Oilseeds	12584	463	1301	61109	4028	24315	1113588	225254	47521
Neug	*	*	*	*	*	*	502630	143614	25045
Linseed	*	*	*	1756	*	*	363040	31757	13191
Groundnuts	-	-	-	-	-	-	*	*	*
Safflower	*	*	*	*	*	*	105296	6854	*
Sesame	*	*	*	*	*	*	106569	22069	1995
Rapeseed	6460	174	733	56510	3456	24006	365475	19188	3320
Vegetables	46292	1968	2014	30344	*	*	884254	21084	38
Lettuce	-	-	-	-	-	-	*	*	-
Head cabbage	*	*	*	*	*	*	12495	*	-
Ethiopian cabbage	*	*	*	*	*	*	137787	639	*
Tomatoes	-	-	-	-	-	-	16438	210	*
Green peppers	*	*	*	*	*	*	102926	658	*
Red peppers	44351	1931	1951	28467	*	*	653792	19411	*
Swiss chard	*	*	*	-	-	-	8367	15	-
Root crops	23026	725	1011	36083	2356	3350	945738	31011	291
Beetroot	*	*	*	-	-	-	12691	*	-
Carrot	*	*	*	*	*	*	13855	*	-
Onion	6440	*	*	*	*	*	204130	4368	*
Potatoes	4222	197	115	12225	1011	834	383147	21889	*
Garlic	12650	97	251	14703	*	*	557665	4177	*
Taro 'Godere'	-	-	-	-	-	-	-	-	-
Sweet potatoes	-	-	-	*	*	*	18781	316	*
Other Temporary	8862	*	*	4574	*	1118	293770	*	164
Permanent crops	-	-	-	-	-	-	1067669	24029	-
Avocado	-	-	-	-	-	-	1552	*	-
Bananas	-	-	-	-	-	-	57411	423	-
Guava	-	-	-	-	-	-	28776	173	-
Lemons	-	-	-	-	-	-	35882	136	-
Mangoes	-	-	-	-	-	-	14883	76	-
Oranges	-	-	-	-	-	-	60725	720	-
Papayas	-	-	-	-	-	-	47302	237	-
Pineapples	-	-	-	-	-	-	-	-	-
Chat	-	-	-	-	-	-	102004	2718	-
Coffee	-	-	-	-	-	-	206564	3905	-
Hops / 'Geshe'	-	-	-	-	-	-	750775	13472	-
Enset	-	-	-	-	-	-	*	*	-
Sugar cane	-	-	-	-	-	-	44606	673	-
Other permanent	-	-	-	-	-	-	291760	1490	-

Amhara Region (Table 1.3 Contd.)

Crop type	Improved seed			Pesticide		Irrigation		Extension package	
	Holder	Hectare	Quintal	Holder	Hectare	Holder	Hectare	Holder	Hectare
All	322808	92874	32082	167661	73301	308712	27085	606724	403861
Cereals	288926	89969	31270	144710	70154	76576	13393	591827	365969
Teff	12445	3439	945	68109	31413	9764	1986	280195	142045
Barley	6759	807	469	9052	1411	24450	4389	131375	30269
Wheat	30543	9814	12394	45337	16890	10338	1632	195923	76677
Maize	245614	73737	17162	27835	3600	42276	4059	355292	95968
Sorghum	10046	1734	*	8826	3584	6684	1168	61499	20624
Finger millet	1275	*	*	23745	13167	*	*	-	-
Oats / 'Aja'	*	*	*	*	*	*	*	-	-
Rice	-	-	-	*	*	*	*	*	*
Pulses	15540	1458	804	10234	*	22158	2642	85205	17586
Horse / Faba beans	6800	331	*	*	*	7080	497	-	-
Field Peas	2651	257	*	*	*	2206	210	44809	6402
Haricot beans	*	*	*	*	*	*	*	16954	1398
Chick peas	*	*	*	*	*	*	*	33590	5079
Lentils	*	*	-	-	-	*	*	24062	*
Vetch / Grass peas	*	*	*	-	-	*	*	-	-
Soya beans	-	-	-	-	-	-	-	-	-
Fenugreek	*	*	*	*	*	8916	*	-	-
Gibto	*	*	*	-	-	*	*	-	-
Oilseeds	11753	568	*	2365	333	6093	402	136362	16919
Neug	*	*	-	*	*	*	*	34567	8837
Linseed	1850	*	-	-	-	*	*	24298	1914
Groundnuts	*	*	-	*	*	-	-	-	-
Safflower	2471	*	-	*	*	*	*	-	-
Sesame	1461	43	-	*	*	*	*	-	-
Rapeseed	4845	113	*	-	-	4011	146	94853	5894
Vegetables	9780	*	-	1775	12	79724	1826	47622	1509
Lettuce	-	-	-	-	-	-	-	-	-
Head cabbage	6698	*	-	*	*	5845	*	-	-
Ethiopian cabbage	*	*	-	*	*	9981	*	-	-
Tomatoes	*	*	-	*	*	4985	56	*	*
Green peppers	-	-	-	*	*	8036	*	-	-
Red peppers	*	*	-	*	*	61077	1534	45907	1474
Swiss chard	*	*	-	-	-	*	*	-	-
Root crops	13166	297	-	1787	*	94246	3621	34944	1764
Beetroot	*	*	-	-	-	*	*	-	-
Carrot	4181	*	-	-	-	5517	*	-	-
Onion	3211	*	-	*	*	41836	1342	11357	*
Potatoes	*	*	-	*	*	29532	1548	25447	1471
Garlic	*	*	-	*	*	36465	563	-	-
Taro 'Godere'	-	-	-	-	-	-	-	-	-
Sweet potatoes	*	*	-	-	-	1857	*	*	*
Other Temporary	*	*	-	1721	*	8950	27	*	*
Permanent crops	-	-	-	15349	485	183831	5172	-	-
Avocado	-	-	-	-	-	1428	*	-	-
Bananas	-	-	-	-	-	32680	228	-	-
Guava	-	-	-	*	*	8540	53	-	-
Lemons	-	-	-	*	*	7879	47	-	-
Mangoes	-	-	-	*	*	4571	24	-	-
Oranges	-	-	-	*	*	24686	236	-	-
Papayas	-	-	-	*	*	12487	67	-	-
Pineapples	-	-	-	-	-	-	-	-	-
Chat	-	-	-	9850	367	34775	*	-	-
Coffee	15253	*	-	*	*	90559	1748	-	-
Hops / 'Geshe'	-	-	-	2690	*	89325	1063	-	-
Enset	-	-	-	-	-	-	-	-	-
Sugar cane	-	-	-	-	-	26403	373	-	-
Other permanent	-	-	-	*	*	23272	83	-	-

Norh Gonder zone Table 1.3.1. Number of Holders, Inputs Applied Area and Quantity of Inputs used

Crop type	All Crop area	All Fertilizer		Natural		DAP		
		Hectare	Quintal	Holder	Hectare	Holder	Hectare	Quintal
All	554536	86574	42556	233153	44148	14234	4306	*
Cereals	395359	74355	33078	187041	36514	13299	4215	*
Teff	105617	22831	11912	8787	2035	*	*	*
Barley	48477	*	*	25436	*	-	-	-
Wheat	23702	*	*	10519	893	-	-	-
Maize	35328	25102	14797	148900	15674	*	*	*
Sorghum	152322	9404	*	30740	8496	*	*	*
Finger millet	27303	*	*	8257	*	*	*	*
Oats / 'Aja'	*	-	-	-	-	-	-	-
Rice	*	*	*	-	-	-	-	-
Pulses	82613	3549	*	25280	2538	1626	*	*
Horse / Faba beans	29415	2957	*	21522	2087	1626	*	*
Field Peas	11503	*	-	*	*	-	-	-
Haricot beans	2714	*	-	*	*	-	-	-
Chick peas	31099	*	*	*	*	-	-	-
Lentils	1325	*	-	*	*	-	-	-
Vetch / Grass peas	*	-	-	-	-	-	-	-
Soya beans	-	-	-	-	-	-	-	-
Fenugreek	2049	*	-	*	*	-	-	-
Gibto	-	-	-	-	-	-	-	-
Oilseeds	45555	1334	*	24623	1207	*	*	*
Neug	23439	*	-	*	*	-	-	-
Linseed	4749	*	-	*	*	-	-	-
Groundnuts	-	-	-	-	-	-	-	-
Safflower	1638	*	*	-	-	*	*	*
Sesame	14825	*	-	*	*	-	-	-
Rapeseed	905	*	*	18555	*	-	-	-
Vegetables	5914	*	*	56804	773	*	*	*
Lettuce	-	-	-	-	-	-	-	-
Head cabbage	*	-	-	-	-	-	-	-
Ethiopian cabbage	90	66	-	*	66	-	-	-
Tomatoes	*	*	*	*	*	-	-	-
Green peppers	*	*	*	5437	*	-	-	-
Red peppers	5632	*	*	39913	657	*	*	*
Swiss chard	*	-	-	-	-	-	-	-
Root crops	4365	2186	*	53981	1748	*	*	*
Beetroot	-	-	-	-	-	-	-	-
Carrot	-	-	-	-	-	-	-	-
Onion	*	*	*	*	*	-	-	-
Potatoes	3405	1843	*	41166	1586	-	-	-
Garlic	685	*	*	19343	*	*	*	*
Taro 'Godere'	-	-	-	-	-	-	-	-
Sweet potatoes	*	-	-	-	-	-	-	-
Other Temporary	*	*	*	17386	*	-	-	-
Permanent crops	*	*	-	31037	*	-	-	-
Avocado	-	-	-	-	-	-	-	-
Bananas	*	*	-	*	*	-	-	-
Guava	-	-	-	-	-	-	-	-
Lemons	*	*	-	*	*	-	-	-
Mangoes	-	-	-	-	-	-	-	-
Oranges	-	-	-	-	-	-	-	-
Papayas	*	*	-	*	*	-	-	-
Pineapples	-	-	-	-	-	-	-	-
Chat	*	-	-	-	-	-	-	-
Coffee	346	122	-	7317	72	-	-	-
Hops / 'Geshe'	*	*	-	24621	*	-	-	-
Enset	-	-	-	-	-	-	-	-
Sugar cane	-	-	-	-	-	-	-	-
Other permanent	*	*	-	*	*	-	-	-

North Gonder zone (Table 1.3.1contd.)

Crop type	UREA			UREA + DAP			Indigenous seed		
	Holder	Hectare	Quintal	Holder	Hectare	Quintal	Holder	Hectare	Quintal
All	11454	3158	2266	75396	34963	37759	403832	549668	260094
Cereals	8743	2852	1498	74955	30774	29169	397004	390771	188006
Teff	4916	2441	981	34275	15740	9401	222506	105295	38070
Barley	-	-	-	*	*	*	147330	48456	62858
Wheat	-	-	-	*	*	*	77010	22946	24580
Maize	4184	*	*	42870	8484	14028	267786	32576	10771
Sorghum	*	*	*	*	*	*	247876	151584	40665
Finger millet	*	*	*	*	*	*	97326	27303	8623
Oats / 'Aja'	-	-	-	-	-	-	15172	*	*
Rice	*	*	*	-	-	-	*	*	*
Pulses	*	*	*	*	*	*	218455	82367	64463
Horse / Faba beans	*	*	*	*	*	*	155862	29364	31039
Field Peas	-	-	-	-	-	-	60082	11473	10136
Haricot beans	-	-	-	-	-	-	21776	2714	*
Chick peas	-	-	-	*	*	*	80553	31099	17706
Lentils	-	-	-	-	-	-	10991	1325	*
Vetch / Grass peas	-	-	-	-	-	-	25046	*	*
Soya beans	-	-	-	-	-	-	-	-	-
Fenugreek	-	-	-	-	-	-	20360	2049	874
Gibto	-	-	-	-	-	-	-	-	-
Oilseeds	1805	*	*	1740	*	*	188609	45544	7482
Neug	-	-	-	-	-	-	84056	23439	3898
Linseed	-	-	-	-	-	-	56125	4749	1619
Groundnuts	-	-	-	-	-	-	-	-	-
Safflower	*	*	*	*	*	*	23231	1628	279
Sesame	-	-	-	-	-	-	42449	14825	1500
Rapeseed	*	*	*	*	*	*	32268	904	186
Vegetables	4437	*	*	*	*	*	147679	5914	*
Lettuce	-	-	-	-	-	-	-	-	-
Head cabbage	-	-	-	-	-	-	*	*	-
Ethiopian cabbage	-	-	-	-	-	-	*	90	*
Tomatoes	-	-	-	-	-	-	*	*	-
Green peppers	-	-	-	*	*	*	14653	*	-
Red peppers	4437	*	*	*	*	*	117447	5632	*
Swiss chard	-	-	-	-	-	-	*	*	-
Root crops	*	*	*	*	*	*	106947	4341	*
Beetroot	-	-	-	-	-	-	-	-	-
Carrot	-	-	-	-	-	-	-	-	-
Onion	-	-	-	*	*	*	7996	*	*
Potatoes	-	-	-	*	*	*	72435	3405	*
Garlic	*	*	*	*	*	*	50389	685	-
Taro 'Godere'	-	-	-	-	-	-	-	-	-
Sweet potatoes	-	-	-	-	-	-	*	*	-
Other Temporary	-	-	-	*	*	*	53429	*	*
Permanent crops	-	-	-	-	-	-	79027	*	-
Avocado	-	-	-	-	-	-	-	-	-
Bananas	-	-	-	-	-	-	4376	*	-
Guava	-	-	-	-	-	-	-	-	-
Lemons	-	-	-	-	-	-	*	*	-
Mangoes	-	-	-	-	-	-	-	-	-
Oranges	-	-	-	-	-	-	-	-	-
Papayas	-	-	-	-	-	-	*	*	-
Pineapples	-	-	-	-	-	-	-	-	-
Chat	-	-	-	-	-	-	*	*	-
Coffee	-	-	-	-	-	-	26045	346	-
Hops / 'Geshe'	-	-	-	-	-	-	66325	*	-
Enset	-	-	-	-	-	-	-	-	-
Sugar cane	-	-	-	-	-	-	-	-	-
Other permanent	-	-	-	-	-	-	8662	*	-

North Gonder zone (Table 1.3.1 Contd.)

Crop type	Improved seed			Pesticide		Irrigation		Extension package	
	Holder	Hectare	Quintal	Holder	Hectare	Holder	Hectare	Holder	Hectare
All	19886	4868	*	28132	7314	17719	1987	53265	18882
Cereals	18219	4588	*	25843	6682	*	*	52836	18112
Teff	*	*	*	*	*	*	*	17883	7379
Barley	*	*	-	*	*	-	-	5268	498
Wheat	*	*	*	*	*	-	-	*	*
Maize	15026	*	*	21522	*	*	*	38394	7062
Sorghum	*	*	*	*	*	1764	*	10949	*
Finger millet	-	-	-	*	*	*	*	-	-
Oats / 'Aja'	-	-	-	-	-	-	-	-	-
Rice	-	-	-	*	*	-	-	-	-
Pulses	1687	*	*	*	*	-	-	*	*
Horse / Faba beans	*	*	*	-	-	-	-	-	-
Field Peas	*	*	-	-	-	-	-	*	*
Haricot beans	-	-	-	*	*	-	-	*	*
Chick peas	-	-	-	-	-	-	-	*	*
Lentils	-	-	-	-	-	-	-	-	-
Vetch / Grass peas	*	*	*	-	-	-	-	-	-
Soya beans	-	-	-	-	-	-	-	-	-
Fenugreek	-	-	-	-	-	-	-	-	-
Gibto	-	-	-	-	-	-	-	-	-
Oilseeds	*	*	-	*	*	*	*	*	*
Neug	-	-	-	-	-	-	-	*	*
Linseed	-	-	-	-	-	-	-	*	*
Groundnuts	-	-	-	-	-	-	-	-	-
Safflower	*	*	-	-	-	-	-	-	-
Sesame	-	-	-	*	*	-	-	*	*
Rapeseed	*	*	-	-	-	*	*	*	*
Vegetables	-	-	-	*	*	*	*	*	*
Lettuce	-	-	-	-	-	-	-	-	-
Head cabbage	-	-	-	-	-	-	-	-	-
Ethiopian cabbage	-	-	-	-	-	-	-	-	-
Tomatoes	-	-	-	-	-	*	*	-	-
Green peppers	-	-	-	*	*	*	*	-	-
Red peppers	-	-	-	-	-	*	*	*	*
Swiss chard	-	-	-	-	-	-	-	-	-
Root crops	*	*	-	-	-	*	*	*	*
Beetroot	-	-	-	-	-	-	-	-	-
Carrot	-	-	-	-	-	-	-	-	-
Onion	-	-	-	-	-	*	*	*	*
Potatoes	-	-	-	-	-	-	-	*	*
Garlic	-	-	-	-	-	*	*	-	-
Taro 'Godere'	-	-	-	-	-	-	-	-	-
Sweet potatoes	*	*	-	-	-	-	-	*	*
Other Temporary	-	-	-	*	*	-	-	*	*
Permanent crops	-	-	-	-	-	9558	*	-	-
Avocado	-	-	-	-	-	-	-	-	-
Bananas	-	-	-	-	-	*	*	-	-
Guava	-	-	-	-	-	-	-	-	-
Lemons	-	-	-	-	-	-	-	-	-
Mangoes	-	-	-	-	-	-	-	-	-
Oranges	-	-	-	-	-	-	-	-	-
Papayas	-	-	-	-	-	*	*	-	-
Pineapples	-	-	-	-	-	-	-	-	-
Chat	-	-	-	-	-	-	-	-	-
Coffee	-	-	-	-	-	*	*	-	-
Hops / 'Geshe'	-	-	-	-	-	*	*	-	-
Enset	-	-	-	-	-	-	-	-	-
Sugar cane	-	-	-	-	-	-	-	-	-
Other permanent	-	-	-	-	-	-	-	-	-

South Gonder zone Table 1.3.2. Number of Holders, Inputs Applied Area and Quantity of Inputs used

Crop type	All Crop area	All Fertilizer		Natural		DAP		
		Hectare	Quintal	Holder	Hectare	Holder	Hectare	Quintal
All	429577	79136	33975	201808	30312	14925	7598	*
Cereals	294367	68628	32424	165423	21861	12481	6892	4804
Teff	116278	28269	12955	12849	2528	8303	*	*
Barley	66978	9366	3732	44857	5251	2865	632	348
Wheat	46199	7385	5329	15417	1355	2659	858	683
Maize	25262	16410	6737	121539	11649	*	*	*
Sorghum	11121	468	*	*	*	-	-	-
Finger millet	25290	6720	*	*	*	*	*	*
Oats / 'Aja'	*	-	-	-	-	-	-	-
Rice	*	*	*	-	-	-	-	-
Pulses	83130	2267	*	21020	2037	*	*	*
Horse / Faba beans	24639	1580	*	16131	1496	-	-	-
Field Peas	13853	326	-	3457	303	-	-	-
Haricot beans	12489	*	-	*	*	-	-	-
Chick peas	15036	*	-	*	*	-	-	-
Lentils	2101	*	-	*	*	-	-	-
Vetch / Grass peas	9935	*	-	*	*	-	-	-
Soya beans	-	-	-	-	-	-	-	-
Fenugreek	*	*	-	*	*	-	-	-
Gibto	*	*	*	*	*	*	*	*
Oilseeds	34510	1840	*	31536	1532	*	*	*
Neug	21649	*	*	*	*	-	-	-
Linseed	7397	*	*	*	*	*	*	*
Groundnuts	-	-	-	-	-	-	-	-
Safflower	2570	*	-	*	*	-	-	-
Sesame	-	-	-	-	-	-	-	-
Rapeseed	2895	1176	*	28765	985	*	*	*
Vegetables	3363	1448	*	30747	916	*	*	*
Lettuce	-	-	-	-	-	-	-	-
Head cabbage	-	-	-	-	-	-	-	-
Ethiopian cabbage	*	*	-	*	*	-	-	-
Tomatoes	*	*	-	*	*	-	-	-
Green peppers	*	*	-	*	*	-	-	-
Red peppers	3293	1409	*	26907	878	*	*	*
Swiss chard	*	*	-	*	*	-	-	-
Root crops	11697	3791	*	61818	2810	5104	*	*
Beetroot	-	-	-	-	-	-	-	-
Carrot	*	-	-	-	-	-	-	-
Onion	*	*	*	*	*	-	-	-
Potatoes	10773	3490	*	34853	2577	*	*	*
Garlic	511	245	-	41552	221	*	*	*
Taro 'Godere'	-	-	-	-	-	-	-	-
Sweet potatoes	-	-	-	-	-	-	-	-
Other Temporary	343	*	-	17325	*	-	-	-
Permanent crops	2168	1034	-	49724	1027	-	-	-
Avocado	-	-	-	-	-	-	-	-
Bananas	*	-	-	-	-	-	-	-
Guava	-	-	-	-	-	-	-	-
Lemons	*	*	-	*	*	-	-	-
Mangoes	-	-	-	-	-	-	-	-
Oranges	*	*	-	*	*	-	-	-
Papayas	*	*	-	*	*	-	-	-
Pineapples	-	-	-	-	-	-	-	-
Chat	*	*	-	*	*	-	-	-
Coffee	152	*	-	*	*	-	-	-
Hops / 'Geshe'	1727	*	-	39602	*	-	-	-
Enset	-	-	-	-	-	-	-	-
Sugar cane	*	-	-	-	-	-	-	-
Other permanent	91	33	-	8046	*	-	-	-

South Gonder zone (Table 1.3.2 contd.)

Crop type	UREA			UREA + DAP			Indigenous seed		
	Holder	Hectare	Quintal	Holder	Hectare	Quintal	Holder	Hectare	Quintal
All	27548	10339	4923	57645	30888	23565	369703	425241	374096
Cereals	23831	10024	4554	56408	29852	23067	364303	290600	275669
Teff	17228	7338	*	30669	15394	7783	265725	115228	63122
Barley	2373	472	*	15359	3013	3130	241675	66808	108343
Wheat	3089	596	378	17760	4575	4268	162405	44112	67283
Maize	*	*	*	19985	4342	6381	204599	24887	11820
Sorghum	-	-	-	*	*	*	53679	11037	3644
Finger millet	2998	1314	*	*	*	*	85284	25290	12721
Oats / 'Aja'	-	-	-	-	-	-	3787	*	199
Rice	-	-	-	*	*	*	*	*	*
Pulses	-	-	-	*	*	*	250239	82867	87186
Horse / Faba beans	-	-	-	*	*	*	149115	24622	34334
Field Peas	-	-	-	*	*	-	78691	13846	18469
Haricot beans	-	-	-	-	-	-	39285	12489	12126
Chick peas	-	-	-	-	-	-	50163	14807	11049
Lentils	-	-	-	-	-	-	18767	2101	1630
Vetch / Grass peas	-	-	-	-	-	-	43762	9935	7975
Soya beans	-	-	-	-	-	-	-	-	-
Fenugreek	-	-	-	-	-	-	*	*	*
Gibto	-	-	-	*	*	*	24201	*	1544
Oilseeds	*	*	*	*	*	*	179445	34321	11218
Neug	*	*	*	-	-	-	90030	21593	4740
Linseed	-	-	-	*	*	*	77050	7323	*
Groundnuts	-	-	-	-	-	-	-	-	-
Safflower	-	-	-	-	-	-	27484	2534	467
Sesame	-	-	-	-	-	-	-	-	-
Rapeseed	*	*	*	*	*	*	53548	2871	356
Vegetables	*	*	*	*	*	*	75435	3355	*
Lettuce	-	-	-	-	-	-	-	-	-
Head cabbage	-	-	-	-	-	-	-	-	-
Ethiopian cabbage	-	-	-	-	-	-	*	*	*
Tomatoes	-	-	-	-	-	-	*	*	-
Green peppers	-	-	-	-	-	-	*	*	-
Red peppers	*	*	*	*	*	*	67877	3293	*
Swiss chard	-	-	-	-	-	-	-	-	-
Root crops	*	*	*	*	*	*	161355	11590	*
Beetroot	-	-	-	-	-	-	-	-	-
Carrot	-	-	-	-	-	-	*	*	-
Onion	*	*	*	-	-	-	7136	*	-
Potatoes	*	*	*	*	*	*	110544	10666	*
Garlic	*	*	*	*	*	*	88124	511	*
Taro 'Godere'	-	-	-	-	-	-	-	-	-
Sweet potatoes	-	-	-	-	-	-	-	-	-
Other Temporary	-	-	-	-	-	-	24960	342	-
Permanent crops	-	-	-	-	-	-	116609	2166	-
Avocado	-	-	-	-	-	-	-	-	-
Bananas	-	-	-	-	-	-	*	*	-
Guava	-	-	-	-	-	-	-	-	-
Lemons	-	-	-	-	-	-	*	*	-
Mangoes	-	-	-	-	-	-	-	-	-
Oranges	-	-	-	-	-	-	*	*	-
Papayas	-	-	-	-	-	-	*	*	-
Pineapples	-	-	-	-	-	-	-	-	-
Chat	-	-	-	-	-	-	5684	*	-
Coffee	-	-	-	-	-	-	10478	152	-
Hops / 'Geshe'	-	-	-	-	-	-	94977	1725	-
Enset	-	-	-	-	-	-	-	-	-
Sugar cane	-	-	-	-	-	-	*	*	-
Other permanent	-	-	-	-	-	-	19036	91	-

South Gonder zone (Table 1.3.2 Contd.)

Crop type	Improved seed			Pesticide		Irrigation		Extension package	
	Holder	Hectare	Quintal	Holder	Hectare	Holder	Hectare	Holder	Hectare
All	18261	4329	3592	16163	*	23936	4022	39921	24483
Cereals	13376	3767	3425	15387	*	7332	1402	36449	21729
Teff	3618	*	317	*	*	*	*	23439	11099
Barley	*	*	*	1591	352	*	*	13098	2897
Wheat	7801	*	*	*	*	*	*	8439	2352
Maize	*	*	*	-	-	*	*	25357	4860
Sorghum	*	*	*	-	-	-	-	*	*
Finger millet	-	-	-	*	*	-	-	-	-
Oats / 'Aja'	-	-	-	-	-	-	-	-	-
Rice	-	-	-	-	-	-	-	*	*
Pulses	*	*	*	*	*	*	*	3706	*
Horse / Faba beans	*	*	-	*	*	*	*	-	-
Field Peas	*	*	-	*	*	*	*	3315	*
Haricot beans	-	-	-	-	-	-	-	*	*
Chick peas	*	*	*	-	-	*	*	*	*
Lentils	-	-	-	-	-	*	*	-	-
Vetch / Grass peas	-	-	-	-	-	*	*	-	-
Soya beans	-	-	-	-	-	-	-	-	-
Fenugreek	-	-	-	-	-	-	-	-	-
Gibto	*	*	*	-	-	-	-	-	-
Oilseeds	2771	185	*	*	*	*	*	12950	1265
Neug	*	*	-	*	*	*	*	3905	576
Linseed	*	*	*	-	-	-	-	3839	410
Groundnuts	-	-	-	-	-	-	-	-	-
Safflower	*	*	-	-	-	*	*	-	-
Sesame	-	-	-	-	-	-	-	-	-
Rapeseed	*	*	*	-	-	*	*	*	*
Vegetables	*	*	-	-	-	*	*	3972	*
Lettuce	-	-	-	-	-	-	-	-	-
Head cabbage	-	-	-	-	-	-	-	-	-
Ethiopian cabbage	-	-	-	-	-	-	-	-	-
Tomatoes	*	*	-	-	-	-	-	*	*
Green peppers	-	-	-	-	-	*	*	-	-
Red peppers	-	-	-	-	-	*	*	3604	*
Swiss chard	*	*	-	-	-	*	*	-	-
Root crops	*	*	-	*	*	9843	*	2745	*
Beetroot	-	-	-	-	-	-	-	-	-
Carrot	-	-	-	-	-	-	-	-	-
Onion	-	-	-	-	-	*	*	-	-
Potatoes	*	*	-	-	-	*	*	2745	*
Garlic	-	-	-	*	*	*	*	-	-
Taro 'Godere'	-	-	-	-	-	-	-	-	-
Sweet potatoes	-	-	-	-	-	-	-	-	-
Other Temporary	*	*	-	-	-	*	*	*	*
Permanent crops	-	-	-	-	-	8254	*	-	-
Avocado	-	-	-	-	-	-	-	-	-
Bananas	-	-	-	-	-	*	*	-	-
Guava	-	-	-	-	-	-	-	-	-
Lemons	-	-	-	-	-	*	*	-	-
Mangoes	-	-	-	-	-	-	-	-	-
Oranges	-	-	-	-	-	*	*	-	-
Papayas	-	-	-	-	-	*	*	-	-
Pineapples	-	-	-	-	-	-	-	-	-
Chat	-	-	-	-	-	*	*	-	-
Coffee	-	-	-	-	-	3717	*	-	-
Hops / 'Gesho'	-	-	-	-	-	4516	*	-	-
Enset	-	-	-	-	-	-	-	-	-
Sugar cane	-	-	-	-	-	*	*	-	-
Other permanent	-	-	-	-	-	-	-	-	-

North Wolo zone Table 1.3.3. Number of Holders, Inputs Applied Area and Quantity of Inputs used

Crop type	All Crop area	All Fertilizer		Natural		DAP		
		Hectare	Quintal	Holder	Hectare	Holder	Hectare	Quintal
All	220223	28327	2782	161695	25480	*	*	*
Cereals	173640	23419	2583	135027	20731	*	*	*
Teff	65067	4347	408	24705	3638	*	*	*
Barley	32161	8839	-	68198	8802	-	-	-
Wheat	22409	3349	-	22976	1695	-	-	-
Maize	5635	2835	-	73286	2835	-	-	-
Sorghum	45168	3445	*	18752	3159	*	*	*
Finger millet	738	*	-	*	*	-	-	-
Oats / 'Aja'	2448	406	-	6993	406	-	-	-
Rice	*	*	-	*	*	-	-	-
Pulses	39293	3171	-	40893	3097	-	-	-
Horse / Faba beans	12350	1716	-	28450	1716	-	-	-
Field Peas	7906	964	-	13625	964	-	-	-
Haricot beans	*	*	-	*	*	-	-	-
Chick peas	8594	*	-	*	*	-	-	-
Lentils	5901	202	-	3571	169	-	-	-
Vetch / Grass peas	1633	-	-	-	-	-	-	-
Soya beans	*	*	-	*	*	-	-	-
Fenugreek	*	*	-	3424	*	-	-	-
Gibto	-	-	-	-	-	-	-	-
Oilseeds	4351	*	*	8898	*	-	-	-
Neug	600	*	*	*	*	-	-	-
Linseed	2928	*	-	5384	*	-	-	-
Groundnuts	-	-	-	-	-	-	-	-
Safflower	*	*	-	*	*	-	-	-
Sesame	*	-	-	-	-	-	-	-
Rapeseed	*	*	-	*	*	-	-	-
Vegetables	301	176	*	31918	149	-	-	-
Lettuce	-	-	-	-	-	-	-	-
Head cabbage	*	-	-	-	-	-	-	-
Ethiopian cabbage	104	48	-	15919	48	-	-	-
Tomatoes	*	*	-	*	*	-	-	-
Green peppers	49	21	-	4010	21	-	-	-
Red peppers	135	105	*	11995	78	-	-	-
Swiss chard	*	*	-	*	*	-	-	-
Root crops	942	439	*	34463	405	-	-	-
Beetroot	-	-	-	-	-	-	-	-
Carrot	*	-	-	-	-	-	-	-
Onion	*	*	*	*	*	-	-	-
Potatoes	*	*	-	11058	*	-	-	-
Garlic	507	193	-	26260	193	-	-	-
Taro 'Godere'	-	-	-	-	-	-	-	-
Sweet potatoes	*	-	-	-	-	-	-	-
Other Temporary	172	63	-	11013	63	-	-	-
Permanent crops	1524	522	-	40245	512	-	-	-
Avocado	-	-	-	-	-	-	-	-
Bananas	*	*	-	*	*	-	-	-
Guava	*	*	-	*	*	-	-	-
Lemons	*	*	-	*	*	-	-	-
Mangoes	-	-	-	-	-	-	-	-
Oranges	*	*	-	4143	*	-	-	-
Papayas	*	*	-	*	*	-	-	-
Pineapples	-	-	-	-	-	-	-	-
Chat	*	*	-	*	*	-	-	-
Coffee	*	*	-	*	*	-	-	-
Hops / 'Gescho'	546	285	-	27082	285	-	-	-
Enset	-	-	-	-	-	-	-	-
Sugar cane	*	*	-	*	*	-	-	-
Other permanent	61	19	-	6157	19	-	-	-

North Wolo zone (Table 1.3.3 contd.)

Crop type	UREA			UREA + DAP			Indigenous seed		
	Holder	Hectare	Quintal	Holder	Hectare	Quintal	Holder	Hectare	Quintal
All	*	661	356	6767	2015	*	292352	218597	161915
Cereals	*	*	*	6767	1975	*	285015	172176	110016
Teff	*	*	*	*	*	*	176682	64691	21583
Barley	*	*	-	-	-	-	165590	31818	44029
Wheat	-	-	-	5566	1655	*	115030	22018	29387
Maize	-	-	-	-	-	-	121845	5617	3321
Sorghum	*	*	-	*	*	-	117618	44832	7566
Finger millet	-	-	-	-	-	-	8398	738	276
Oats / 'Aja'	-	-	-	-	-	-	23272	2448	3850
Rice	-	-	-	-	-	-	*	*	*
Pulses	*	*	-	*	*	-	180515	39177	47542
Horse / Faba beans	-	-	-	-	-	-	102622	12290	21029
Field Peas	-	-	-	-	-	-	70779	7853	9837
Haricot beans	*	*	-	-	-	-	13253	*	*
Chick peas	-	-	-	-	-	-	45889	8594	7363
Lentils	-	-	-	*	*	-	46364	5899	5847
Vetch / Grass peas	-	-	-	-	-	-	14368	1633	*
Soya beans	-	-	-	-	-	-	*	*	*
Fenugreek	-	-	-	-	-	-	21244	*	*
Gibto	-	-	-	-	-	-	-	-	-
Oilseeds	*	*	*	*	*	-	64061	4316	*
Neug	*	*	*	-	-	-	12488	600	*
Linseed	-	-	-	*	*	-	47529	2896	711
Groundnuts	-	-	-	-	-	-	-	-	-
Safflower	-	-	-	-	-	-	*	*	*
Sesame	-	-	-	-	-	-	2979	*	*
Rapeseed	-	-	-	-	-	-	*	*	*
Vegetables	*	*	*	-	-	-	52303	301	*
Lettuce	-	-	-	-	-	-	-	-	-
Head cabbage	-	-	-	-	-	-	*	*	-
Ethiopian cabbage	-	-	-	-	-	-	26275	104	-
Tomatoes	-	-	-	-	-	-	*	*	-
Green peppers	-	-	-	-	-	-	8865	49	-
Red peppers	*	*	*	-	-	-	17199	135	*
Swiss chard	-	-	-	-	-	-	*	*	-
Root crops	*	*	*	-	-	-	60399	938	*
Beetroot	-	-	-	-	-	-	-	-	-
Carrot	-	-	-	-	-	-	*	*	-
Onion	*	*	*	-	-	-	11094	*	-
Potatoes	-	-	-	-	-	-	17107	*	-
Garlic	-	-	-	-	-	-	44836	503	*
Taro 'Godere'	-	-	-	-	-	-	-	-	-
Sweet potatoes	-	-	-	-	-	-	*	*	-
Other Temporary	-	-	-	-	-	-	21171	172	*
Permanent crops	-	-	-	-	-	-	82466	1516	-
Avocado	-	-	-	-	-	-	-	-	-
Bananas	-	-	-	-	-	-	9902	*	-
Guava	-	-	-	-	-	-	*	*	-
Lemons	-	-	-	-	-	-	*	*	-
Mangoes	-	-	-	-	-	-	-	-	-
Oranges	-	-	-	-	-	-	*	*	-
Papayas	-	-	-	-	-	-	*	*	-
Pineapples	-	-	-	-	-	-	-	-	-
Chat	-	-	-	-	-	-	4478	*	-
Coffee	-	-	-	-	-	-	23912	*	-
Hops / 'Geshe'	-	-	-	-	-	-	56560	538	-
Enset	-	-	-	-	-	-	-	-	-
Sugar cane	-	-	-	-	-	-	3428	*	-
Other permanent	-	-	-	-	-	-	16827	61	-

North Wolo zone (Table 1.3.3 Contd.)

Crop type	Improved seed			Pesticide		Irrigation		Extension package	
	Holder	Hectare	Quintal	Holder	Hectare	Holder	Hectare	Holder	Hectare
All	7374	1625	*	1607	*	31072	*	33422	*
Cereals	5608	1464	*	*	*	*	*	31357	*
Teff	1796	376	*	-	-	*	*	*	*
Barley	3050	*	*	*	*	*	*	20091	6765
Wheat	2329	*	*	-	-	*	*	12358	2159
Maize	*	*	-	-	-	*	*	*	*
Sorghum	1209	*	-	-	-	*	*	*	*
Finger millet	-	-	-	-	-	-	-	-	-
Oats / 'Aja'	-	-	-	-	-	*	*	-	-
Rice	-	-	-	-	-	-	-	-	-
Pulses	1514	*	*	*	*	*	*	*	*
Horse / Faba beans	*	*	*	-	-	*	*	-	-
Field Peas	*	*	*	-	-	*	*	*	*
Haricot beans	-	-	-	*	*	-	-	*	*
Chick peas	-	-	-	-	-	-	-	*	*
Lentils	*	*	-	-	-	*	*	*	*
Vetch / Grass peas	-	-	-	-	-	-	-	-	-
Soya beans	-	-	-	-	-	-	-	-	-
Fenugreek	*	*	-	-	-	*	*	-	-
Gibto	-	-	-	-	-	-	-	-	-
Oilseeds	*	*	-	-	-	-	-	*	*
Neug	-	-	-	-	-	-	-	-	-
Linseed	*	*	-	-	-	-	-	5187	*
Groundnuts	-	-	-	-	-	-	-	-	-
Safflower	*	*	-	-	-	-	-	-	-
Sesame	-	-	-	-	-	-	-	-	-
Rapeseed	-	-	-	-	-	-	-	*	*
Vegetables	*	*	*	*	*	*	*	*	*
Lettuce	-	-	-	-	-	-	-	-	-
Head cabbage	*	*	-	-	-	*	*	-	-
Ethiopian cabbage	-	-	-	*	*	*	*	-	-
Tomatoes	-	-	-	-	-	*	*	-	-
Green peppers	-	-	-	-	-	*	*	-	-
Red peppers	-	-	-	*	*	*	*	*	*
Swiss chard	-	-	-	-	-	*	*	-	-
Root crops	*	*	-	*	*	13270	*	*	*
Beetroot	-	-	-	-	-	-	-	-	-
Carrot	*	*	-	-	-	*	*	-	-
Onion	-	-	-	-	-	3273	*	*	*
Potatoes	-	-	-	-	-	*	*	*	*
Garlic	*	*	-	*	*	*	*	-	-
Taro 'Godere'	-	-	-	-	-	-	-	-	-
Sweet potatoes	-	-	-	-	-	*	*	-	-
Other Temporary	-	-	-	-	-	-	-	*	*
Permanent crops	-	-	-	-	-	20552	427	-	-
Avocado	-	-	-	-	-	-	-	-	-
Bananas	-	-	-	-	-	*	50	-	-
Guava	-	-	-	-	-	*	*	-	-
Lemons	-	-	-	-	-	-	-	-	-
Mangoes	-	-	-	-	-	-	-	-	-
Oranges	-	-	-	-	-	*	*	-	-
Papayas	-	-	-	-	-	*	*	-	-
Pineapples	-	-	-	-	-	-	-	-	-
Chat	-	-	-	-	-	*	*	-	-
Coffee	-	-	-	-	-	*	*	-	-
Hops / 'Gesho'	-	-	-	-	-	12732	*	-	-
Enset	-	-	-	-	-	-	-	-	-
Sugar cane	-	-	-	-	-	*	*	-	-
Other permanent	-	-	-	-	-	*	*	-	-

South Wolo zone Table 1.3.4. Number of Holders, Inputs Applied Area and Quantity of Inputs used

Crop type	All Crop area	All Fertilizer		Natural		DAP		
		Hectare	Quintal	Holder	Hectare	Holder	Hectare	Quintal
All	389451	95245	38775	311684	55794	*	*	*
Cereals	278828	80956	37659	267759	42604	*	*	*
Teff	89638	19072	5500	62164	8634	*	*	*
Barley	34345	9397	*	95980	9287	*	*	*
Wheat	65364	35120	31760	72393	7561	*	*	*
Maize	10164	6922	*	154464	6892	-	-	-
Sorghum	75225	9882	*	55787	9706	*	*	*
Finger millet	676	214	-	5038	214	-	-	-
Oats / 'Aja'	3390	349	*	5718	309	-	-	-
Rice	*	-	-	-	-	-	-	-
Pulses	95797	9920	1104	98049	8844	*	*	*
Horse / Faba beans	25572	5555	*	65501	5392	*	*	*
Field Peas	22266	1800	-	20245	1800	-	-	-
Haricot beans	7112	396	-	16442	396	-	-	-
Chick peas	14810	620	-	6480	620	-	-	-
Lentils	16234	485	-	6198	485	-	-	-
Vetch / Grass peas	6300	*	-	*	*	-	-	-
Soya beans	-	-	-	-	-	-	-	-
Fenugreek	3502	*	*	4292	42	-	-	-
Gibto	-	-	-	-	-	-	-	-
Oilseeds	7865	468	-	19126	468	-	-	-
Neug	4088	225	-	4055	225	-	-	-
Linseed	2301	87	-	5219	87	-	-	-
Groundnuts	-	-	-	-	-	-	-	-
Safflower	*	*	-	*	*	-	-	-
Sesame	*	*	-	*	*	-	-	-
Rapeseed	395	78	-	7408	78	-	-	-
Vegetables	1161	590	-	66123	590	-	-	-
Lettuce	*	*	-	*	*	-	-	-
Head cabbage	*	*	-	*	*	-	-	-
Ethiopian cabbage	109	44	-	13373	44	-	-	-
Tomatoes	*	*	-	*	*	-	-	-
Green peppers	73	*	-	9769	*	-	-	-
Red peppers	754	420	-	40704	420	-	-	-
Swiss chard	*	*	-	*	*	-	-	-
Root crops	1313	627	*	56839	605	*	*	*
Beetroot	*	*	-	*	*	-	-	-
Carrot	*	*	-	2292	*	-	-	-
Onion	*	153	-	10622	153	-	-	-
Potatoes	129	*	-	9341	*	-	-	-
Garlic	519	316	*	41153	294	*	*	*
Taro 'Godere'	-	-	-	-	-	-	-	-
Sweet potatoes	*	*	-	*	*	-	-	-
Other Temporary	771	143	-	18417	143	-	-	-
Permanent crops	3716	2541	-	101933	2541	-	-	-
Avocado	*	-	-	-	-	-	-	-
Bananas	20	*	-	*	*	-	-	-
Guava	*	24	-	7245	24	-	-	-
Lemons	*	*	-	*	*	-	-	-
Mangoes	*	*	-	*	*	-	-	-
Oranges	*	107	-	16275	107	-	-	-
Papayas	*	*	-	7872	*	-	-	-
Pineapples	-	-	-	-	-	-	-	-
Chat	1713	*	-	37227	*	-	-	-
Coffee	863	606	-	30314	606	-	-	-
Hops / 'Geshe'	383	179	-	32173	179	-	-	-
Enset	-	-	-	-	-	-	-	-
Sugar cane	97	36	-	4512	36	-	-	-
Other permanent	266	135	-	29628	135	-	-	-

South Wolo zone (Table 1.3.4 contd.)

Crop type	UREA			UREA + DAP			Indigenous seed		
	Holder	Hectare	Quintal	Holder	Hectare	Quintal	Holder	Hectare	Quintal
All	13053	4085	2281	50026	31966	32843	475444	388355	272561
Cereals	12236	4081	2278	49664	30886	32044	464398	277976	162233
Teff	8517	*	*	18012	*	3984	272582	89618	19995
Barley	*	*	*	*	*	*	229192	34336	41018
Wheat	5382	*	*	46840	24257	27872	241445	64783	77717
Maize	-	-	-	*	*	*	206229	10162	6954
Sorghum	-	-	-	-	-	-	200860	75039	11758
Finger millet	-	-	-	-	-	-	13456	669	*
Oats / 'Aja'	-	-	-	*	*	*	45213	3344	4577
Rice	-	-	-	-	-	-	*	*	*
Pulses	-	-	-	*	*	*	361233	95607	107860
Horse / Faba beans	-	-	-	*	*	*	239238	25445	35847
Field Peas	-	-	-	-	-	-	161483	22204	26418
Haricot beans	-	-	-	-	-	-	70405	7112	6505
Chick peas	-	-	-	-	-	-	94508	14810	14843
Lentils	-	-	-	-	-	-	114790	16234	16219
Vetch / Grass peas	-	-	-	-	-	-	52535	6300	6364
Soya beans	-	-	-	-	-	-	-	-	-
Fenugreek	-	-	-	*	*	*	48719	3502	1664
Gibto	-	-	-	-	-	-	-	-	-
Oilseeds	-	-	-	-	-	-	118289	7853	2433
Neug	-	-	-	-	-	-	58251	4088	572
Linseed	-	-	-	-	-	-	53486	2290	781
Groundnuts	-	-	-	-	-	-	-	-	-
Safflower	-	-	-	-	-	-	*	*	*
Sesame	-	-	-	-	-	-	*	*	*
Rapeseed	-	-	-	-	-	-	17972	394	48
Vegetables	-	-	-	-	-	-	107666	1159	*
Lettuce	-	-	-	-	-	-	*	*	-
Head cabbage	-	-	-	-	-	-	*	*	-
Ethiopian cabbage	-	-	-	-	-	-	20019	109	*
Tomatoes	-	-	-	-	-	-	7958	*	-
Green peppers	-	-	-	-	-	-	15331	73	-
Red peppers	-	-	-	-	-	-	66743	754	-
Swiss chard	-	-	-	-	-	-	*	*	-
Root crops	*	*	*	*	*	*	98007	1283	*
Beetroot	-	-	-	-	-	-	*	*	-
Carrot	-	-	-	-	-	-	4583	*	-
Onion	-	-	-	-	-	-	23004	*	*
Potatoes	-	-	-	-	-	-	15431	128	-
Garlic	*	*	*	*	*	*	69591	519	*
Taro 'Godere'	-	-	-	-	-	-	-	-	-
Sweet potatoes	-	-	-	-	-	-	*	*	-
Other Temporary	-	-	-	-	-	-	46495	771	*
Permanent crops	-	-	-	-	-	-	162701	3707	-
Avocado	-	-	-	-	-	-	*	*	-
Bananas	-	-	-	-	-	-	5050	20	-
Guava	-	-	-	-	-	-	12001	*	-
Lemons	-	-	-	-	-	-	*	*	-
Mangoes	-	-	-	-	-	-	*	*	-
Oranges	-	-	-	-	-	-	20174	*	-
Papayas	-	-	-	-	-	-	12267	*	-
Pineapples	-	-	-	-	-	-	-	-	-
Chat	-	-	-	-	-	-	50003	1713	-
Coffee	-	-	-	-	-	-	50622	862	-
Hops / 'Geshe'	-	-	-	-	-	-	52594	383	-
Enset	-	-	-	-	-	-	-	-	-
Sugar cane	-	-	-	-	-	-	10263	97	-
Other permanent	-	-	-	-	-	-	55374	266	-

South Wolo zone (Table 1.3.4 Contd.)

Crop type	Improved seed			Pesticide		Irrigation		Extension package	
	Holder	Hectare	Quintal	Holder	Hectare	Holder	Hectare	Holder	Hectare
All	9147	*	*	15429	3219	55306	3105	112228	81234
Cereals	3672	*	*	8546	*	12727	822	110268	70362
Teff	*	*	*	*	*	1529	*	59412	20937
Barley	*	*	*	*	*	*	*	35356	4739
Wheat	*	*	*	*	*	2055	*	78272	32604
Maize	*	*	*	*	*	*	*	23281	924
Sorghum	*	*	*	*	*	*	*	28650	11158
Finger millet	*	*	*	*	*	-	-	-	-
Oats / 'Aja'	*	*	*	-	-	-	-	-	-
Rice	-	-	-	-	-	-	-	-	-
Pulses	2529	*	*	*	*	3165	148	39413	9438
Horse / Faba beans	*	*	*	*	*	*	*	-	-
Field Peas	*	*	*	*	*	*	*	16899	2172
Haricot beans	-	-	-	*	*	*	*	11122	1027
Chick peas	-	-	-	-	-	-	-	19042	2591
Lentils	-	-	-	-	-	-	-	*	*
Vetch / Grass peas	-	-	-	-	-	*	*	-	-
Soya beans	-	-	-	-	-	-	-	-	-
Fenugreek	-	-	-	-	-	*	*	-	-
Gibto	-	-	-	-	-	-	-	-	-
Oilseeds	*	*	-	-	-	*	*	16431	1188
Neug	-	-	-	-	-	-	-	*	*
Linseed	*	*	-	-	-	-	-	8176	269
Groundnuts	-	-	-	-	-	-	-	-	-
Safflower	-	-	-	-	-	*	*	-	-
Sesame	-	-	-	-	-	-	-	*	*
Rapeseed	*	*	-	-	-	*	*	2452	*
Vegetables	*	*	-	-	-	12523	235	*	*
Lettuce	-	-	-	-	-	-	-	-	-
Head cabbage	*	*	-	-	-	*	*	-	-
Ethiopian cabbage	-	-	-	-	-	*	*	-	-
Tomatoes	-	-	-	-	-	*	*	*	*
Green peppers	-	-	-	-	-	-	-	-	-
Red peppers	-	-	-	-	-	11723	179	*	*
Swiss chard	*	*	-	-	-	*	*	-	-
Root crops	*	*	-	-	-	8478	*	2418	*
Beetroot	*	*	-	-	-	-	-	-	-
Carrot	*	*	-	-	-	*	*	-	-
Onion	-	-	-	-	-	*	*	*	*
Potatoes	*	*	-	-	-	*	*	*	*
Garlic	-	-	-	-	-	5027	*	-	-
Taro 'Godere'	-	-	-	-	-	-	-	-	-
Sweet potatoes	-	-	-	-	-	*	*	*	*
Other Temporary	-	-	-	*	*	*	*	*	*
Permanent crops	-	-	-	*	*	44680	*	-	-
Avocado	-	-	-	-	-	-	-	-	-
Bananas	-	-	-	-	-	4218	16	-	-
Guava	-	-	-	*	*	*	*	-	-
Lemons	-	-	-	-	-	*	*	-	-
Mangoes	-	-	-	-	-	*	*	-	-
Oranges	-	-	-	*	*	*	*	-	-
Papayas	-	-	-	*	*	*	*	-	-
Pineapples	-	-	-	-	-	-	-	-	-
Chat	-	-	-	*	*	*	*	-	-
Coffee	*	*	-	*	*	24995	446	-	-
Hops / 'Geshe'	-	-	-	-	-	9873	60	-	-
Enset	-	-	-	-	-	-	-	-	-
Sugar cane	-	-	-	-	-	8023	86	-	-
Other permanent	-	-	-	-	-	*	*	-	-

North Shewa zone (Amhara Region) Table 1.3.5. Number of Holders, Inputs Applied Area and Quantity of Inputs used

Crop type	All Crop area	All Fertilizer		Natural		DAP		
		Hectare	Quintal	Holder	Hectare	Holder	Hectare	Quintal
All	380916	123593	125681	199707	44762	15804	*	*
Cereals	292330	102875	120153	146833	29574	*	*	*
Teff	84772	37501	50201	23859	4653	3572	*	*
Barley	45080	13342	*	59326	8828	*	*	*
Wheat	63322	37416	63560	34052	4141	*	*	*
Maize	5643	2970	258	67268	2751	-	-	-
Sorghum	93451	11629	*	29014	9193	-	-	-
Finger millet	-	-	-	-	-	-	-	-
Oats / 'Aja'	62	*	*	*	*	-	-	-
Rice	-	-	-	-	-	-	-	-
Pulses	72373	16379	*	82932	12625	*	*	*
Horse / Faba beans	33144	11746	*	73061	11089	*	*	*
Field Peas	13665	2556	*	16011	1252	*	*	*
Haricot beans	2388	*	*	6388	83	-	-	-
Chick peas	10611	*	*	*	*	-	-	-
Lentils	6687	858	*	*	*	*	*	*
Vetch / Grass peas	4402	*	*	-	-	-	-	-
Soya beans	-	-	-	-	-	-	-	-
Fenugreek	1464	332	178	3609	18	*	*	*
Gibto	*	-	-	-	-	-	-	-
Oilseeds	9504	530	*	9043	*	*	*	*
Neug	1141	*	*	*	*	-	-	-
Linseed	4671	*	*	1300	*	-	-	-
Groundnuts	-	-	-	-	-	-	-	-
Safflower	*	*	-	3978	*	-	-	-
Sesame	2052	*	*	*	*	*	*	*
Rapeseed	*	*	*	*	*	*	*	*
Vegetables	1080	633	*	51948	364	*	*	*
Lettuce	*	*	-	*	*	-	-	-
Head cabbage	*	*	*	*	*	*	*	*
Ethiopian cabbage	100	54	*	21452	54	-	-	-
Tomatoes	*	*	-	*	*	-	-	-
Green peppers	107	*	*	7492	*	-	-	-
Red peppers	852	494	*	26508	244	-	-	-
Swiss chard	*	*	*	*	*	-	-	-
Root crops	2515	1847	*	53976	492	2552	*	*
Beetroot	5	*	*	*	*	-	-	-
Carrot	5	*	*	*	*	-	-	-
Onion	1863	1374	*	28462	339	*	*	*
Potatoes	96	75	*	13817	64	*	*	*
Garlic	*	*	*	26013	83	*	*	*
Taro 'Godere'	-	-	-	-	-	-	-	-
Sweet potatoes	*	-	-	-	-	-	-	-
Other Temporary	82	28	*	5462	18	-	-	-
Permanent crops	3031	1301	-	59437	1285	-	-	-
Avocado	-	-	-	-	-	-	-	-
Bananas	51	*	-	*	*	-	-	-
Guava	-	-	-	-	-	-	-	-
Lemons	*	*	-	*	*	-	-	-
Mangoes	-	-	-	-	-	-	-	-
Oranges	37	*	-	4208	*	-	-	-
Papayas	*	*	-	*	*	-	-	-
Pineapples	-	-	-	-	-	-	-	-
Chat	*	*	-	1937	*	-	-	-
Coffee	627	309	-	16513	309	-	-	-
Hops / 'Geshe'	2157	893	-	44464	877	-	-	-
Enset	*	-	-	-	-	-	-	-
Sugar cane	63	*	-	*	*	-	-	-
Other permanent	24	8	-	5861	8	-	-	-

North Shewa zone (Amhara Region) (Table 1.3.5 contd.)

Crop type	UREA			UREA + DAP			Indigenous seed		
	Holder	Hectare	Quintal	Holder	Hectare	Quintal	Holder	Hectare	Quintal
All	61530	27948	*	53841	43626	86943	341157	380253	272758
Cereals	57088	26222	*	51623	41216	84372	321113	291813	178471
Teff	36355	15154	*	35244	15689	26686	194727	84706	25583
Barley	5974	645	339	*	798	*	158079	45080	51232
Wheat	25240	9202	7350	42073	23285	55663	173105	62895	86872
Maize	5674	*	258	-	-	-	132669	5635	3127
Sorghum	*	*	*	*	*	*	155967	93436	11570
Finger millet	-	-	-	-	-	-	-	-	-
Oats / 'Aja'	-	-	-	*	*	*	3575	62	*
Rice	-	-	-	-	-	-	-	-	-
Pulses	6597	1041	*	*	*	*	231218	72359	92165
Horse / Faba beans	*	*	*	*	*	*	171288	33140	54701
Field Peas	*	*	*	*	*	*	90524	13665	17461
Haricot beans	*	*	*	*	*	*	31854	2388	1346
Chick peas	*	*	*	*	*	*	50402	10601	9083
Lentils	2802	*	*	*	*	*	59252	6687	3588
Vetch / Grass peas	*	*	*	-	-	-	22771	4402	5239
Soya beans	-	-	-	-	-	-	-	-	-
Fenugreek	*	*	*	1887	*	*	36410	1464	744
Gibto	-	-	-	-	-	-	*	*	*
Oilseeds	*	*	*	*	*	*	92174	9377	2119
Neug	*	*	*	-	-	-	18156	1137	*
Linseed	*	*	*	*	*	*	36880	4671	1065
Groundnuts	-	-	-	-	-	-	-	-	-
Safflower	-	-	-	-	-	-	14221	*	63
Sesame	*	*	*	*	*	*	27175	2029	101
Rapeseed	-	-	-	-	-	-	7390	*	*
Vegetables	*	*	*	*	*	*	113333	1076	*
Lettuce	-	-	-	-	-	-	*	*	-
Head cabbage	*	*	*	-	-	-	*	*	-
Ethiopian cabbage	*	*	*	-	-	-	43089	100	*
Tomatoes	-	-	-	-	-	-	*	*	-
Green peppers	*	*	*	*	*	*	17999	107	-
Red peppers	*	*	*	*	*	*	60878	848	*
Swiss chard	*	*	*	-	-	-	2822	*	-
Root crops	6613	*	*	*	*	*	135299	2515	-
Beetroot	*	*	*	-	-	-	3721	5	-
Carrot	*	*	*	-	-	-	4928	5	-
Onion	*	*	*	*	*	*	87360	1863	-
Potatoes	*	*	*	*	*	*	23768	96	-
Garlic	*	*	*	*	*	*	67201	*	-
Taro 'Godere'	-	-	-	-	-	-	*	*	-
Sweet potatoes	-	-	-	-	-	-	*	*	-
Other Temporary	*	*	*	*	*	*	17077	82	*
Permanent crops	-	-	-	-	-	-	130227	3031	-
Avocado	-	-	-	-	-	-	-	-	-
Bananas	-	-	-	-	-	-	7488	51	-
Guava	-	-	-	-	-	-	-	-	-
Lemons	-	-	-	-	-	-	8863	*	-
Mangoes	-	-	-	-	-	-	-	-	-
Oranges	-	-	-	-	-	-	9042	37	-
Papayas	-	-	-	-	-	-	2587	*	-
Pineapples	-	-	-	-	-	-	-	-	-
Chat	-	-	-	-	-	-	4547	*	-
Coffee	-	-	-	-	-	-	36913	627	-
Hops / 'Geshe'	-	-	-	-	-	-	108123	2157	-
Enset	-	-	-	-	-	-	*	*	-
Sugar cane	-	-	-	-	-	-	9960	63	-
Other permanent	-	-	-	-	-	-	15912	24	-

North Shewa zone (Amhara Region) (Table 1.3.5 Contd.)

Crop type	Improved seed			Pesticide		Irrigation		Extension package	
	Holder	Hectare	Quintal	Holder	Hectare	Holder	Hectare	Holder	Hectare
All	5584	661	*	29720	11780	42649	1934	23068	5584
Cereals	3234	*	*	28453	11360	5705	524	22734	3234
Teff	*	*	*	16710	*	*	*	*	*
Barley	-	-	-	3490	423	-	-	*	-
Wheat	*	*	*	14554	*	*	*	*	*
Maize	*	*	*	*	*	4106	*	2569	*
Sorghum	*	*	*	*	*	*	*	*	*
Finger millet	-	-	-	-	-	-	-	-	-
Oats / 'Aja'	-	-	-	*	*	-	-	-	-
Rice	-	-	-	-	-	-	-	-	-
Pulses	*	*	*	*	*	*	*	*	*
Horse / Faba beans	*	*	-	-	-	*	*	-	*
Field Peas	-	-	-	-	-	-	-	*	-
Haricot beans	-	-	-	*	*	-	-	*	-
Chick peas	*	*	*	*	*	*	*	-	*
Lentils	-	-	-	-	-	-	-	*	-
Vetch / Grass peas	-	-	-	-	-	-	-	-	-
Soya beans	-	-	-	-	-	-	-	-	-
Fenugreek	-	-	-	-	-	-	-	-	-
Gibto	-	-	-	-	-	-	-	-	-
Oilseeds	2017	*	*	*	*	*	*	*	2017
Neug	*	*	-	*	*	-	-	*	*
Linseed	-	-	-	-	-	-	-	*	-
Groundnuts	-	-	-	-	-	-	-	-	-
Safflower	*	*	-	*	*	-	-	-	*
Sesame	*	*	-	*	*	-	-	*	*
Rapeseed	-	-	-	-	-	*	*	*	-
Vegetables	*	*	-	-	-	17397	*	*	*
Lettuce	-	-	-	-	-	-	-	-	-
Head cabbage	*	*	-	-	-	*	*	-	*
Ethiopian cabbage	-	-	-	-	-	*	*	-	-
Tomatoes	-	-	-	-	-	-	-	-	-
Green peppers	-	-	-	-	-	*	*	-	-
Red peppers	*	*	-	-	-	15212	*	*	*
Swiss chard	-	-	-	-	-	*	*	-	-
Root crops	-	-	-	*	*	13431	*	*	-
Beetroot	-	-	-	-	-	*	*	-	-
Carrot	-	-	-	-	-	*	*	-	-
Onion	-	-	-	*	*	8965	*	*	-
Potatoes	-	-	-	-	-	-	-	*	-
Garlic	-	-	-	-	-	6686	26	-	-
Taro 'Godere'	-	-	-	-	-	-	-	-	-
Sweet potatoes	-	-	-	-	-	-	-	-	-
Other Temporary	-	-	-	-	-	*	*	-	-
Permanent crops	-	-	-	*	*	28456	687	-	-
Avocado	-	-	-	-	-	-	-	-	-
Bananas	-	-	-	-	-	4534	41	-	-
Guava	-	-	-	-	-	-	-	-	-
Lemons	-	-	-	-	-	*	*	-	-
Mangoes	-	-	-	-	-	-	-	-	-
Oranges	-	-	-	-	-	*	*	-	-
Papayas	-	-	-	-	-	*	*	-	-
Pineapples	-	-	-	-	-	-	-	-	-
Chat	-	-	-	-	-	*	*	-	-
Coffee	-	-	-	-	-	20817	401	-	-
Hops / 'Geshe'	-	-	-	*	*	13928	189	-	-
Enset	-	-	-	-	-	-	-	-	-
Sugar cane	-	-	-	-	-	5749	27	-	-
Other permanent	-	-	-	-	-	1293	4	-	-

Table 1.3.6 Number of Holders, Inputs Applied Area and Quantity of Inputs used

Crop type	All Crop area	All Fertilizer		Natural		DAP		
		Hectare	Quintal	Holder	Hectare	Holder	Hectare	Quintal
All	471200	234569	204423	213644	33848	85041	48787	35507
Cereals	358349	216870	197114	147590	22319	82094	44647	32578
Teff	173522	133765	117110	23132	5601	61570	30639	20545
Barley	54950	14120	8216	39625	4779	23684	4743	3666
Wheat	78021	48462	55802	29008	3570	21277	5610	5630
Maize	27081	19283	15548	95668	7762	19282	3467	2673
Sorghum	23769	*	-	*	*	-	-	-
Finger millet	395	*	-	*	*	*	*	*
Oats / 'Aja'	*	-	-	-	-	-	-	-
Rice	591	470	*	*	*	*	*	*
Pulses	79506	8289	3003	61546	5448	13033	1706	1331
Horse / Faba beans	25793	5447	1696	52861	4464	7154	678	670
Field Peas	17128	1933	1029	*	*	6530	1010	643
Haricot beans	8576	300	*	6946	187	-	-	-
Chick peas	8574	*	-	*	*	-	-	-
Lentils	*	*	-	*	*	-	-	-
Vetch / Grass peas	16933	*	-	*	*	-	-	-
Soya beans	-	-	-	-	-	-	-	-
Fenugreek	530	*	*	2495	*	-	-	-
Gibto	1069	*	*	*	*	*	*	*
Oilseeds	25707	5609	3686	40465	2614	14388	2236	1252
Neug	16187	*	*	*	*	*	*	*
Linseed	4592	*	*	*	*	*	*	*
Groundnuts	-	-	-	-	-	-	-	-
Safflower	*	-	-	-	-	-	-	-
Sesame	*	*	*	-	-	-	-	-
Rapeseed	3852	2849	3345	39039	1618	9505	*	*
Vegetables	771	504	*	55096	425	*	*	*
Lettuce	*	*	-	*	*	-	-	-
Head cabbage	11	*	*	3626	*	-	-	-
Ethiopian cabbage	*	*	-	*	*	-	-	-
Tomatoes	*	*	-	*	*	-	-	-
Green peppers	*	*	*	14262	48	*	*	*
Red peppers	570	367	*	35151	334	*	*	*
Swiss chard	*	*	-	*	*	-	-	-
Root crops	3653	1491	*	73153	1322	*	*	*
Beetroot	*	4	-	4720	4	-	-	-
Carrot	*	*	-	*	*	-	-	-
Onion	458	*	-	13380	*	-	-	-
Potatoes	2698	1088	*	22698	944	*	*	*
Garlic	488	252	39	46506	228	*	*	*
Taro 'Godere'	-	-	-	-	-	-	-	-
Sweet potatoes	-	-	-	-	-	-	-	-
Other Temporary	250	117	*	17550	108	*	*	*
Permanent crops	2964	1688	-	104728	1612	-	-	-
Avocado	*	*	-	*	*	-	-	-
Bananas	*	*	-	*	*	-	-	-
Guava	-	-	-	-	-	-	-	-
Lemons	*	*	-	*	*	-	-	-
Mangoes	*	*	-	*	*	-	-	-
Oranges	*	*	-	3512	*	-	-	-
Papayas	*	-	-	-	-	-	-	-
Pineapples	-	-	-	-	-	-	-	-
Chat	*	*	-	*	*	-	-	-
Coffee	*	*	-	6187	*	-	-	-
Hops / 'Geshe'	2426	1388	-	86458	1333	-	-	-
Enset	-	-	-	-	-	-	-	-
Sugar cane	*	*	-	*	*	-	-	-
Other permanent	267	177	-	34570	156	-	-	-

East Gojam zone (Table 1.3.6 contd.)

Crop type	UREA			UREA + DAP			Indigenous seed		
	Holder	Hectare	Quintal	Holder	Hectare	Quintal	Holder	Hectare	Quintal
All	67175	40633	28282	134340	111301	140634	374623	457153	367172
Cereals	64670	40129	28149	133591	109775	136387	362464	344902	282325
Teff	51996	32390	22115	91247	65135	74451	259517	172629	81735
Barley	2158	266	*	23864	4331	4339	197457	54916	77979
Wheat	24795	7201	5579	77821	32082	44594	209091	72813	109853
Maize	2568	272	*	33501	7782	12631	181209	20055	7369
Sorghum	-	-	-	-	-	-	49565	23483	4561
Finger millet	-	-	-	*	*	*	2989	395	*
Oats / 'Aja'	-	-	-	-	-	-	*	*	*
Rice	-	-	-	1438	*	*	2823	591	523
Pulses	*	*	*	7775	731	1581	244180	79016	80577
Horse / Faba beans	*	*	*	4914	279	1001	180801	25779	28963
Field Peas	*	*	*	*	*	*	85819	17028	17473
Haricot beans	-	-	-	*	*	*	34111	8450	*
Chick peas	-	-	-	-	-	-	33588	8349	8359
Lentils	-	-	-	-	-	-	7883	*	332
Vetch / Grass peas	*	*	-	-	-	-	53596	16912	15287
Soya beans	-	-	-	-	-	-	-	-	-
Fenugreek	*	*	*	*	*	*	11642	526	376
Gibto	-	-	-	*	*	*	8093	1069	*
Oilseeds	*	*	*	9188	682	2430	128977	25673	4202
Neug	*	*	*	*	*	*	65426	16187	1925
Linseed	-	-	-	-	-	-	29878	4583	1804
Groundnuts	-	-	-	-	-	-	-	-	-
Safflower	-	-	-	-	-	-	*	*	*
Sesame	-	-	-	*	*	*	*	*	*
Rapeseed	-	-	-	8140	443	2292	72103	3828	399
Vegetables	*	*	*	*	*	*	76033	761	*
Lettuce	-	-	-	-	-	-	*	*	-
Head cabbage	*	*	*	-	-	-	*	*	-
Ethiopian cabbage	-	-	-	-	-	-	*	*	*
Tomatoes	-	-	-	-	-	-	*	*	-
Green peppers	-	-	-	*	*	*	20439	*	-
Red peppers	*	*	*	*	*	*	49767	570	*
Swiss chard	-	-	-	-	-	-	-	-	-
Root crops	*	*	*	1861	*	*	127157	3644	*
Beetroot	-	-	-	-	-	-	4738	*	-
Carrot	-	-	-	-	-	-	*	*	-
Onion	-	-	-	-	-	-	26856	455	*
Potatoes	*	*	*	*	*	*	53110	2698	-
Garlic	*	*	*	*	*	*	74229	485	-
Taro 'Godere'	-	-	-	-	-	-	-	-	-
Sweet potatoes	-	-	-	-	-	-	-	-	-
Other Temporary	*	*	*	-	-	-	31420	250	*
Permanent crops	-	-	-	-	-	-	164959	2907	-
Avocado	-	-	-	-	-	-	-	-	-
Bananas	-	-	-	-	-	-	*	*	-
Guava	-	-	-	-	-	-	-	-	-
Lemons	-	-	-	-	-	-	*	*	-
Mangoes	-	-	-	-	-	-	-	-	-
Oranges	-	-	-	-	-	-	*	*	-
Papayas	-	-	-	-	-	-	*	*	-
Pineapples	-	-	-	-	-	-	-	-	-
Chat	-	-	-	-	-	-	*	*	-
Coffee	-	-	-	-	-	-	*	*	-
Hops / 'Gesho'	-	-	-	-	-	-	136496	2426	-
Enset	-	-	-	-	-	-	-	-	-
Sugar cane	-	-	-	-	-	-	*	*	-
Other permanent	-	-	-	-	-	-	53266	267	-

East Gojam zone (Table 1.3.6 Contd.)

Crop type	Improved seed			Pesticide		Irrigation		Extension package	
	Holder	Hectare	Quintal	Holder	Hectare	Holder	Hectare	Holder	Hectare
All	55754	14047	8925	33275	19881	32620	1984	96731	86330
Cereals	48741	13448	8535	32583	19874	4921	*	93783	81243
Teff	2453	893	*	25283	13069	*	*	59903	44891
Barley	*	*	*	*	*	*	*	19015	*
Wheat	15337	5208	6722	14526	6446	*	*	57336	22864
Maize	33868	7026	1554	*	*	*	*	37759	8411
Sorghum	*	*	*	-	-	-	-	1982	*
Finger millet	-	-	-	-	-	-	-	-	-
Oats / 'Aja'	-	-	-	-	-	-	-	-	-
Rice	-	-	-	-	-	-	-	*	*
Pulses	4941	*	*	*	*	*	*	11906	2272
Horse / Faba beans	*	*	*	*	*	-	-	-	-
Field Peas	*	*	*	-	-	-	-	7226	1106
Haricot beans	*	*	*	-	-	-	-	-	-
Chick peas	*	*	*	-	-	-	-	4635	791
Lentils	-	-	-	-	-	-	-	*	*
Vetch / Grass peas	*	*	-	-	-	*	*	-	-
Soya beans	-	-	-	-	-	-	-	-	-
Fenugreek	*	*	-	*	*	-	-	-	-
Gibto	-	-	-	-	-	-	-	-	-
Oilseeds	*	*	-	-	-	*	*	16295	2371
Neug	-	-	-	-	-	-	-	6560	1490
Linseed	*	*	-	-	-	*	*	*	*
Groundnuts	-	-	-	-	-	-	-	-	-
Safflower	-	-	-	-	-	-	-	-	-
Sesame	-	-	-	-	-	-	-	-	-
Rapeseed	*	*	-	-	-	-	-	9775	*
Vegetables	4225	*	-	-	-	7846	*	*	*
Lettuce	-	-	-	-	-	-	-	-	-
Head cabbage	3491	*	-	-	-	*	*	-	-
Ethiopian cabbage	*	*	-	-	-	*	*	-	-
Tomatoes	*	*	-	-	-	*	*	*	*
Green peppers	-	-	-	-	-	*	*	-	-
Red peppers	-	-	-	-	-	3801	*	*	*
Swiss chard	*	*	-	-	-	-	-	-	-
Root crops	4206	9	-	-	-	*	*	*	*
Beetroot	*	*	-	-	-	*	*	-	-
Carrot	*	*	-	-	-	-	-	-	-
Onion	*	*	-	-	-	*	*	*	*
Potatoes	-	-	-	-	-	*	*	*	*
Garlic	*	*	-	-	-	*	*	-	-
Taro 'Godere'	-	-	-	-	-	-	-	-	-
Sweet potatoes	-	-	-	-	-	-	-	-	-
Other Temporary	-	-	-	-	-	*	*	-	-
Permanent crops	-	-	-	*	*	14473	162	-	-
Avocado	-	-	-	-	-	-	-	-	-
Bananas	-	-	-	-	-	*	*	-	-
Guava	-	-	-	-	-	-	-	-	-
Lemons	-	-	-	-	-	-	-	-	-
Mangoes	-	-	-	-	-	-	-	-	-
Oranges	-	-	-	-	-	*	*	-	-
Papayas	-	-	-	-	-	*	*	-	-
Pineapples	-	-	-	-	-	-	-	-	-
Chat	-	-	-	-	-	*	*	-	-
Coffee	*	*	-	-	-	3839	*	-	-
Hops / 'Geshe'	-	-	-	*	*	10029	104	-	-
Enset	-	-	-	-	-	-	-	-	-
Sugar cane	-	-	-	-	-	*	*	-	-
Other permanent	-	-	-	-	-	*	*	-	-

West Gojam zone Table 1.3.7 Number of Holders, Inputs Applied Area and Quantity of Inputs used

Crop type	All Crop area	All Fertilizer		Natural		DAP		
		Hectare	Quintal	Holder	Hectare	Holder	Hectare	Quintal
All	483497	303429	268875	299579	42957	188833	147258	98194
Cereals	346612	269754	220610	210070	30949	183074	133953	83307
Teff	109858	84999	49158	7927	1910	105405	46906	22477
Barley	44125	21989	15300	24948	4306	47308	12669	10851
Wheat	17863	11678	*	5783	551	20344	5751	4437
Maize	107384	97282	114619	190574	23716	64867	19576	17249
Sorghum	*	*	*	*	*	*	*	*
Finger millet	62865	53525	30857	1971	*	103004	48878	28267
Oats / 'Aja'	*	*	*	*	*	*	*	*
Rice	*	*	*	*	*	*	*	*
Pulses	60326	11598	12128	46720	3134	37096	6342	4492
Horse / Faba beans	23165	8398	9192	36118	2376	29694	4435	2887
Field Peas	7978	1892	983	*	*	8662	1579	860
Haricot beans	*	563	958	7175	*	*	*	*
Chick peas	7467	*	*	*	*	*	*	*
Lentils	*	*	*	*	*	*	*	*
Vetch / Grass peas	11632	*	*	*	*	*	*	*
Soya beans	*	*	*	*	*	*	*	*
Fenugreek	*	*	*	*	*	*	*	*
Gibto	5307	604	*	2378	*	*	*	*
Oilseeds	62411	12252	26944	79192	3296	39179	5921	7451
Neug	49981	3830	595	2389	762	7162	2864	595
Linseed	3246	*	*	*	*	*	*	*
Groundnuts	*	*	*	*	*	*	*	*
Safflower	*	*	*	*	*	*	*	*
Sesame	*	*	*	*	*	*	*	*
Rapeseed	9061	8219	26067	75464	2469	32670	2971	6683
Vegetables	6572	5421	3064	150677	2737	5438	*	164
Lettuce	*	*	*	*	*	*	*	*
Head cabbage	*	*	*	*	*	*	*	*
Ethiopian cabbage	*	*	*	*	*	*	*	*
Tomatoes	*	*	*	*	*	*	*	*
Green peppers	*	*	*	*	*	*	*	*
Red peppers	6334	5208	2992	139136	2649	5126	*	151
Swiss chard	*	*	*	*	*	*	*	*
Root crops	2688	2101	*	116252	1017	21412	604	*
Beetroot	*	*	*	*	*	*	*	*
Carrot	*	*	*	*	*	*	*	*
Onion	630	565	*	24236	*	*	*	*
Potatoes	1210	936	*	6705	195	15889	518	*
Garlic	682	561	*	88958	461	5517	31	77
Taro 'Godere'	*	*	*	*	*	*	*	*
Sweet potatoes	*	*	*	*	*	*	*	*
Other Temporary	847	325	*	24948	124	*	*	*
Permanent crops	4041	1979	*	126932	1702	*	*	*
Avocado	*	*	*	*	*	*	*	*
Bananas	*	*	*	*	*	*	*	*
Guava	*	*	*	*	*	*	*	*
Lemons	*	*	*	*	*	*	*	*
Mangoes	*	*	*	*	*	*	*	*
Oranges	*	*	*	*	*	*	*	*
Papayas	*	*	*	*	*	*	*	*
Pineapples	*	*	*	*	*	*	*	*
Chat	*	*	*	6160	*	*	*	*
Coffee	*	203	*	8948	179	*	*	*
Hops / 'Geshe'	2040	1424	*	98591	1239	*	*	*
Enset	*	*	*	*	*	*	*	*
Sugar cane	*	*	*	*	*	*	*	*
Other permanent	509	201	*	39986	148	*	*	*

West Gojam zone (Table 1.3.7 contd.)

Crop type	UREA			UREA + DAP			Indigenous seed		
	Holder	Hectare	Quintal	Holder	Hectare	Quintal	Holder	Hectare	Quintal
All	70329	20499	13703	180168	92714	156978	365408	429959	274789
Cereals	50759	18278	10844	177096	86574	126459	353378	293629	222064
Teff	29835	12544	6047	46390	23639	20633	229182	109307	58231
Barley	5554	1323	575	17377	3691	3874	142837	43949	86813
Wheat	1410	*	*	11286	*	*	62186	17645	30552
Maize	22501	3069	*	155395	50920	93611	288780	55499	17564
Sorghum	-	-	-	*	*	*	*	*	*
Finger millet	*	1203	*	9582	2979	2212	143825	62778	27529
Oats / 'Aja'	-	-	-	*	*	*	*	*	*
Rice	-	-	-	-	-	-	*	*	*
Pulses	5527	414	360	20361	1708	7276	213985	60250	43483
Horse / Faba beans	3812	*	*	16851	1326	6025	151333	23123	23181
Field Peas	*	*	*	*	*	*	45514	7978	5872
Haricot beans	*	*	*	*	*	*	28926	*	*
Chick peas	-	-	-	-	-	-	24623	7467	3807
Lentils	-	-	-	-	-	-	*	*	*
Vetch / Grass peas	-	-	-	-	-	-	43131	11632	5756
Soya beans	-	-	-	-	-	-	-	-	-
Fenugreek	-	-	-	-	-	-	4816	*	*
Gibto	-	-	-	*	*	*	33216	5274	2135
Oilseeds	6556	165	445	41402	2870	19047	212132	62307	9121
Neug	-	-	-	*	*	-	117620	49929	6457
Linseed	-	-	-	*	*	*	30847	3246	1080
Groundnuts	-	-	-	-	-	-	*	*	*
Safflower	*	*	*	-	-	-	*	*	*
Sesame	*	*	*	-	-	-	*	*	*
Rapeseed	*	136	407	40709	2642	18976	139321	9008	*
Vegetables	27020	1265	1243	9916	1052	*	223603	6459	*
Lettuce	-	-	-	-	-	-	-	-	-
Head cabbage	*	*	*	*	*	*	*	*	-
Ethiopian cabbage	-	-	-	*	*	*	*	*	-
Tomatoes	-	-	-	-	-	-	*	*	-
Green peppers	*	*	*	-	-	-	*	*	-
Red peppers	26332	1250	1228	9235	1034	*	211713	6321	*
Swiss chard	-	-	-	-	-	-	-	-	-
Root crops	8994	154	215	7595	326	500	163401	2665	*
Beetroot	-	-	-	-	-	-	*	*	-
Carrot	*	*	*	*	*	*	*	*	-
Onion	-	-	-	*	*	*	29648	625	-
Potatoes	2031	*	74	3124	120	123	35437	1210	*
Garlic	6629	41	139	*	*	*	117435	682	-
Taro 'Godere'	-	-	-	-	-	-	-	-	-
Sweet potatoes	-	-	-	*	*	*	*	*	-
Other Temporary	7685	*	*	*	*	*	47002	843	-
Permanent crops	-	-	-	-	-	-	206586	3806	-
Avocado	-	-	-	-	-	-	-	-	-
Bananas	-	-	-	-	-	-	*	*	-
Guava	-	-	-	-	-	-	*	*	-
Lemons	-	-	-	-	-	-	6865	*	-
Mangoes	-	-	-	-	-	-	*	*	-
Oranges	-	-	-	-	-	-	*	*	-
Papayas	-	-	-	-	-	-	*	*	-
Pineapples	-	-	-	-	-	-	-	-	-
Chat	-	-	-	-	-	-	14819	*	-
Coffee	-	-	-	-	-	-	22891	674	-
Hops / 'Geshe'	-	-	-	-	-	-	164310	2040	-
Enset	-	-	-	-	-	-	-	-	-
Sugar cane	-	-	-	-	-	-	*	*	-
Other permanent	-	-	-	-	-	-	73757	504	-

West Gojam zone (Table 1.3.7 Contd.)

Crop type	Improved seed			Pesticide		Irrigation		Extension package	
	Holder	Hectare	Quintal	Holder	Hectare	Holder	Hectare	Holder	Hectare
All	159753	53534	13158	31873	*	50317	2875	204378	129666
Cereals	154981	52983	13155	24864	*	8953	1553	201923	116088
Teff	1340	*	*	8666	3622	*	*	82200	37637
Barley	*	*	*	*	*	*	*	31884	9229
Wheat	*	*	*	*	*	-	-	17316	*
Maize	154391	51886	12472	*	*	6944	*	181021	62284
Sorghum	-	-	-	-	-	-	-	*	*
Finger millet	*	*	*	15991	*	-	-	-	-
Oats / 'Aja'	*	*	*	-	-	-	-	-	-
Rice	-	-	-	-	-	-	-	-	-
Pulses	*	*	-	*	*	*	*	9588	1615
Horse / Faba beans	*	*	-	*	*	*	*	-	-
Field Peas	-	-	-	-	-	-	-	6974	1415
Haricot beans	-	-	-	*	*	-	-	3262	200
Chick peas	-	-	-	-	-	-	-	-	-
Lentils	-	-	-	-	-	-	-	-	-
Vetch / Grass peas	-	-	-	-	-	-	-	-	-
Soya beans	-	-	-	-	-	-	-	-	-
Fenugreek	-	-	-	-	-	*	*	-	-
Gibto	*	*	-	-	-	-	-	-	-
Oilseeds	2430	*	*	-	-	*	*	68911	10817
Neug	*	*	-	-	-	-	-	*	*
Linseed	-	-	-	-	-	-	-	-	-
Groundnuts	-	-	-	-	-	-	-	-	-
Safflower	-	-	-	-	-	-	-	-	-
Sesame	-	-	-	-	-	-	-	-	-
Rapeseed	2098	53	*	-	-	*	*	64883	4600
Vegetables	*	*	-	*	*	9758	*	18967	799
Lettuce	-	-	-	-	-	-	-	-	-
Head cabbage	*	*	-	-	-	*	*	-	-
Ethiopian cabbage	-	-	-	-	-	-	-	-	-
Tomatoes	-	-	-	-	-	*	*	-	-
Green peppers	-	-	-	-	-	*	*	-	-
Red peppers	*	*	-	*	*	*	*	18967	799
Swiss chard	-	-	-	-	-	-	-	-	-
Root crops	*	*	-	*	*	*	*	10400	348
Beetroot	*	*	-	-	-	-	-	-	-
Carrot	*	*	-	-	-	-	-	-	-
Onion	*	*	-	-	-	*	*	*	*
Potatoes	-	-	-	-	-	*	*	8964	319
Garlic	-	-	-	*	*	*	*	-	-
Taro 'Godere'	-	-	-	-	-	-	-	-	-
Sweet potatoes	-	-	-	-	-	*	*	*	*
Other Temporary	-	-	-	*	*	*	*	-	-
Permanent crops	-	-	-	*	*	25467	506	-	-
Avocado	-	-	-	-	-	-	-	-	-
Bananas	-	-	-	-	-	*	*	-	-
Guava	-	-	-	-	-	*	*	-	-
Lemons	-	-	-	-	-	*	*	-	-
Mangoes	-	-	-	*	*	*	*	-	-
Oranges	-	-	-	-	-	-	-	-	-
Papayas	-	-	-	-	-	*	*	-	-
Pineapples	-	-	-	-	-	-	-	-	-
Chat	-	-	-	*	*	*	*	-	-
Coffee	*	*	-	*	*	6835	161	-	-
Hops / 'Geshe'	-	-	-	*	*	15724	167	-	-
Enset	-	-	-	-	-	-	-	-	-
Sugar cane	-	-	-	-	-	*	*	-	-
Other permanent	-	-	-	*	*	2719	*	-	-

Waghamera zone Table 1.3.8 Number of Holders, Inputs Applied Area and Quantity of Inputs used

Crop type	All Crop area	All Fertilizer		Natural		DAP		
		Hectare	Quintal	Holder	Hectare	Holder	Hectare	Quintal
All	79135	5271	*	32761	5065	*	*	-
Cereals	63785	4559	*	29355	4382	*	*	-
Teff	23381	*	-	3890	*	-	-	-
Barley	13394	712	-	6252	712	-	-	-
Wheat	8954	519	-	2284	490	-	-	-
Maize	1810	915	-	23099	910	*	*	-
Sorghum	15697	1405	*	5253	1263	-	-	-
Finger millet	496	-	-	-	-	-	-	-
Oats / 'Aja'	*	-	-	-	-	-	-	-
Rice	*	-	-	-	-	-	-	-
Pulses	13127	542	-	6038	513	-	-	-
Horse / Faba beans	7248	385	-	4655	356	-	-	-
Field Peas	2728	*	-	*	*	-	-	-
Haricot beans	392	*	-	388	*	-	-	-
Chick peas	751	*	-	*	*	-	-	-
Lentils	1978	60	-	754	60	-	-	-
Vetch / Grass peas	-	-	-	-	-	-	-	-
Soya beans	-	-	-	-	-	-	-	-
Fenugreek	29	*	-	826	*	-	-	-
Gibto	-	-	-	-	-	-	-	-
Oilseeds	2088	124	-	1999	124	-	-	-
Neug	379	*	-	*	*	-	-	-
Linseed	1047	29	-	1064	29	-	-	-
Groundnuts	*	-	-	-	-	-	-	-
Safflower	470	*	-	783	*	-	-	-
Sesame	*	*	-	*	*	-	-	-
Rapeseed	*	*	-	*	*	-	-	-
Vegetables	*	4	-	992	4	-	-	-
Lettuce	-	-	-	-	-	-	-	-
Head cabbage	*	*	-	*	*	-	-	-
Ethiopian cabbage	*	-	-	-	-	-	-	-
Tomatoes	*	*	-	*	*	-	-	-
Green peppers	1	1	-	697	1	-	-	-
Red peppers	*	*	-	*	*	-	-	-
Swiss chard	-	-	-	-	-	-	-	-
Root crops	40	22	-	2606	22	-	-	-
Beetroot	-	-	-	-	-	-	-	-
Carrot	-	-	-	-	-	-	-	-
Onion	*	*	-	*	*	-	-	-
Potatoes	*	*	-	1461	*	-	-	-
Garlic	*	*	-	1434	*	-	-	-
Taro 'Godere'	-	-	-	-	-	-	-	-
Sweet potatoes	-	-	-	-	-	-	-	-
Other Temporary	14	*	-	*	*	-	-	-
Permanent crops	*	19	-	2431	19	-	-	-
Avocado	-	-	-	*	-	-	-	-
Bananas	*	*	-	*	*	-	-	-
Guava	*	*	-	*	*	-	-	-
Lemons	*	*	-	*	*	-	-	-
Mangoes	-	-	-	-	-	-	-	-
Oranges	*	-	-	-	-	-	-	-
Papayas	*	*	-	*	*	-	-	-
Pineapples	-	-	-	-	-	-	-	-
Chat	-	-	-	-	-	-	-	-
Coffee	*	*	-	*	*	-	-	-
Hops / 'Gesho'	*	*	-	1188	*	-	-	-
Enset	-	-	-	-	-	-	-	-
Sugar cane	-	-	-	-	-	-	-	-
Other permanent	7	*	-	*	*	-	-	-

Waghamera zone (Table 13.8 contd.)

Crop type	UREA			UREA + DAP			Indigenous seed		
	Holder	Hectare	Quintal	Holder	Hectare	Quintal	Holder	Hectare	Quintal
All	*	*	*	399	*	*	74044	78830	58858
Cereals	*	*	*	*	*	*	73659	63523	42507
Teff	-	-	-	-	-	-	58624	23272	7778
Barley	-	-	-	-	-	-	47442	13355	19106
Wheat	-	-	-	*	*	-	32664	8942	10795
Maize	-	-	-	-	-	-	43718	1807	1233
Sorghum	*	*	*	*	*	*	32445	15634	3398
Finger millet	-	-	-	-	-	-	2535	460	191
Oats / 'Aja'	-	-	-	-	-	-	*	*	*
Rice	-	-	-	-	-	-	*	*	*
Pulses	-	-	-	*	*	-	48482	13107	15894
Horse / Faba beans	-	-	-	*	*	-	34795	7233	10366
Field Peas	-	-	-	-	-	-	17476	2724	3248
Haricot beans	-	-	-	-	-	-	4552	392	139
Chick peas	-	-	-	-	-	-	4503	751	667
Lentils	-	-	-	-	-	-	14191	1978	1458
Vetch / Grass peas	-	-	-	-	-	-	-	-	-
Soya beans	-	-	-	-	-	-	-	-	-
Fenugreek	-	-	-	-	-	-	2646	29	16
Gibto	-	-	-	-	-	-	-	-	-
Oilseeds	-	-	-	-	-	-	27163	2073	454
Neug	-	-	-	-	-	-	5039	379	92
Linseed	-	-	-	-	-	-	19441	1047	261
Groundnuts	-	-	-	-	-	-	*	*	*
Safflower	-	-	-	-	-	-	8245	466	76
Sesame	-	-	-	-	-	-	*	*	*
Rapeseed	-	-	-	-	-	-	*	*	*
Vegetables	-	-	-	-	-	-	1960	*	-
Lettuce	-	-	-	-	-	-	-	-	-
Head cabbage	-	-	-	-	-	-	*	*	-
Ethiopian cabbage	-	-	-	-	-	-	*	*	-
Tomatoes	-	-	-	-	-	-	*	*	-
Green peppers	-	-	-	-	-	-	1103	1	-
Red peppers	-	-	-	-	-	-	668	*	-
Swiss chard	-	-	-	-	-	-	-	-	-
Root crops	-	-	-	-	-	-	4914	36	*
Beetroot	-	-	-	-	-	-	-	-	-
Carrot	-	-	-	-	-	-	-	-	-
Onion	-	-	-	-	-	-	*	*	-
Potatoes	-	-	-	-	-	-	*	*	*
Garlic	-	-	-	-	-	-	3354	*	*
Taro 'Godere'	-	-	-	-	-	-	-	-	-
Sweet potatoes	-	-	-	-	-	-	-	-	-
Other Temporary	-	-	-	-	-	-	2632	14	*
Permanent crops	-	-	-	-	-	-	7520	*	-
Avocado	-	-	-	-	-	-	*	-	-
Bananas	-	-	-	-	-	-	*	*	-
Guava	-	-	-	-	-	-	*	*	-
Lemons	-	-	-	-	-	-	612	*	-
Mangoes	-	-	-	-	-	-	-	-	-
Oranges	-	-	-	-	-	-	*	*	-
Papayas	-	-	-	-	-	-	*	*	-
Pineapples	-	-	-	-	-	-	-	-	-
Chat	-	-	-	-	-	-	-	-	-
Coffee	-	-	-	-	-	-	*	*	-
Hops / 'Geshe'	-	-	-	-	-	-	3526	*	-
Enset	-	-	-	-	-	-	-	-	-
Sugar cane	-	-	-	-	-	-	-	-	-
Other permanent	-	-	-	-	-	-	3812	7	-

Waghamera zone (Table 1.3.8 Contd.)

Crop type	Improved seed			Pesticide		Irrigation		Extension package	
	Holder	Hectare	Quintal	Holder	Hectare	Holder	Hectare	Holder	Hectare
All	1567	305	*	*	*	3632	157	*	*
Cereals	1086	262	*	*	*	*	*	*	*
Teff	*	*	*	*	*	*	*	*	*
Barley	*	*	*	-	-	-	-	*	*
Wheat	*	*	*	*	*	-	-	*	*
Maize	*	*	*	-	-	*	*	*	*
Sorghum	*	*	*	-	-	-	-	*	*
Finger millet	*	*	-	-	-	-	-	-	-
Oats / 'Aja'	-	-	-	-	-	-	-	-	-
Rice	-	-	-	-	-	-	-	-	-
Pulses	*	*	*	*	*	-	-	*	*
Horse / Faba beans	*	*	*	-	-	-	-	-	-
Field Peas	*	*	-	-	-	-	-	*	*
Haricot beans	-	-	-	*	*	-	-	*	*
Chick peas	-	-	-	-	-	-	-	*	*
Lentils	-	-	-	-	-	-	-	*	*
Vetch / Grass peas	-	-	-	-	-	-	-	-	-
Soya beans	-	-	-	-	-	-	-	-	-
Fenugreek	-	-	-	-	-	-	-	-	-
Gibto	-	-	-	-	-	-	-	*	*
Oilseeds	*	*	-	-	-	-	-	*	*
Neug	-	-	-	-	-	-	-	*	*
Linseed	-	-	-	-	-	-	-	*	*
Groundnuts	-	-	-	-	-	-	-	-	-
Safflower	*	*	-	-	-	-	-	-	-
Sesame	*	*	-	-	-	-	-	*	*
Rapeseed	-	-	-	-	-	-	-	-	-
Vegetables	*	*	-	-	-	*	*	*	*
Lettuce	-	-	-	-	-	-	-	-	-
Head cabbage	*	*	-	-	-	*	*	-	-
Ethiopian cabbage	-	-	-	-	-	-	-	-	-
Tomatoes	*	*	-	-	-	*	*	-	-
Green peppers	-	-	-	-	-	*	*	*	*
Red peppers	-	-	-	-	-	-	-	-	-
Swiss chard	-	-	-	-	-	-	-	-	-
Root crops	*	*	-	-	-	501	*	*	*
Beetroot	-	-	-	-	-	-	-	-	-
Carrot	-	-	-	-	-	-	-	-	-
Onion	*	*	-	-	-	*	*	*	*
Potatoes	-	-	-	-	-	*	*	-	-
Garlic	-	-	-	-	-	*	*	-	-
Taro 'Godere'	-	-	-	-	-	-	-	-	-
Sweet potatoes	-	-	-	-	-	-	-	-	-
Other Temporary	-	-	-	-	-	-	-	-	-
Permanent crops	-	-	-	-	-	2262	*	-	-
Avocado	-	-	-	-	-	*	-	-	-
Bananas	-	-	-	-	-	1741	*	-	-
Guava	-	-	-	-	-	*	*	-	-
Lemons	-	-	-	-	-	612	*	-	-
Mangoes	-	-	-	-	-	-	-	-	-
Oranges	-	-	-	-	-	*	*	-	-
Papayas	-	-	-	-	-	648	*	-	-
Pineapples	-	-	-	-	-	-	-	-	-
Chat	-	-	-	-	-	-	-	-	-
Coffee	-	-	-	-	-	*	*	-	-
Hops / 'Geshe'	-	-	-	-	-	1064	*	-	-
Enset	-	-	-	-	-	-	-	-	-
Sugar cane	-	-	-	-	-	-	-	-	-
Other permanent	-	-	-	-	-	*	*	-	-

Agewawie zone Table 1.3.9 Number of Holders, Inputs Applied Area and Quantity of Inputs used

Crop type	All Crop area	All Fertilizer		Natural		DAP		
		Hectare	Quintal	Holder	Hectare	Holder	Hectare	Quintal
All	198593	103852	53071	124357	39367	58406	47210	28000
Cereals	148366	92397	45852	99088	31103	55921	45142	25481
Teff	48330	24444	9294	22312	6643	28322	15612	8406
Barley	16968	10222	*	35308	9191	*	*	*
Wheat	6712	3869	2166	10239	1847	*	*	669
Maize	33646	27045	20613	82130	12474	21416	3929	3634
Sorghum	*	*	*	*	*	*	*	*
Finger millet	39051	26729	12962	2840	931	35198	24125	12133
Oats / 'Aja'	*	*	*	*	*	*	*	*
Rice	*	-	-	-	-	-	-	-
Pulses	11238	2429	1267	25976	1521	5497	*	*
Horse / Faba beans	2837	887	*	7588	655	*	*	*
Field Peas	2302	816	*	3218	407	*	*	*
Haricot beans	*	*	*	*	*	*	*	*
Chick peas	*	*	-	*	*	-	-	-
Lentils	-	-	-	-	-	-	-	-
Vetch / Grass peas	*	*	-	*	*	-	-	-
Soya beans	*	-	-	-	-	-	-	-
Fenugreek	192	150	*	15272	146	*	*	*
Gibto	3292	*	*	1504	83	*	*	*
Oilseeds	31382	3448	3719	28021	2349	8822	787	1020
Neug	26077	1911	*	4000	1432	*	*	*
Linseed	856	*	-	*	*	-	-	-
Groundnuts	*	*	*	*	*	*	*	*
Safflower	*	*	-	*	*	-	-	-
Sesame	*	*	-	*	*	-	-	-
Rapeseed	1607	1468	3698	23418	850	7725	306	998
Vegetables	1718	1257	*	51130	836	2071	*	39
Lettuce	*	*	-	*	*	-	-	-
Head cabbage	*	*	-	*	*	-	-	-
Ethiopian cabbage	113	84	-	13764	81	-	-	-
Tomatoes	*	*	-	2113	*	-	-	-
Green peppers	27	21	*	6786	21	*	*	*
Red peppers	1570	1142	*	34919	724	1896	*	38
Swiss chard	-	-	-	-	-	-	-	-
Root crops	3991	3284	918	56597	2615	9053	391	477
Beetroot	*	*	-	*	*	-	-	-
Carrot	*	*	-	*	*	-	-	-
Onion	115	86	-	5547	86	-	-	-
Potatoes	3551	2975	889	31671	2320	7998	379	457
Garlic	215	197	27	32402	184	1033	*	*
Taro 'Godere'	-	-	-	-	-	-	-	-
Sweet potatoes	*	*	*	*	*	*	*	*
Other Temporary	364	320	455	26291	259	1627	*	*
Permanent crops	1532	716	-	62518	685	-	-	-
Avocado	*	*	-	*	*	-	-	-
Bananas	45	23	-	4157	23	-	-	-
Guava	*	*	-	*	*	-	-	-
Lemons	13	7	-	3508	7	-	-	-
Mangoes	*	*	-	*	*	-	-	-
Oranges	*	*	-	3567	*	-	-	-
Papayas	*	*	-	*	*	-	-	-
Pineapples	-	-	-	-	-	-	-	-
Chat	*	*	-	*	*	-	-	-
Coffee	*	133	-	11266	127	-	-	-
Hops / 'Geshe'	494	310	-	45409	290	-	-	-
Enset	-	-	-	-	-	-	-	-
Sugar cane	*	*	-	*	*	-	-	-
Other permanent	149	101	-	30026	99	-	-	-

Agewawie zone (Table 1.3.9 contd.)

Crop type	UREA			UREA + DAP			Indigenous seed		
	Holder	Hectare	Quintal	Holder	Hectare	Quintal	Holder	Hectare	Quintal
All	6133	2165	1049	39039	15110	24022	161439	186398	107832
Cereals	3559	1971	837	36939	14180	19534	152521	136404	95187
Teff	1801	932	253	2861	1258	635	88859	48312	27648
Barley	*	*	*	*	*	*	57270	16954	31899
Wheat	*	*	*	5182	1278	1484	25981	6578	10085
Maize	*	*	*	31373	10522	16891	124021	22046	6910
Sorghum	-	-	-	-	-	-	*	*	*
Finger millet	1109	842	*	1605	831	369	54126	38854	17498
Oats / 'Aja'	-	-	-	-	-	-	1230	*	*
Rice	-	-	-	-	-	-	*	*	*
Pulses	*	*	*	*	*	*	62343	11215	6522
Horse / Faba beans	*	*	*	*	*	*	19610	2837	2302
Field Peas	*	*	*	-	-	-	12858	2302	1755
Haricot beans	-	-	-	*	*	*	8527	*	*
Chick peas	-	-	-	-	-	-	*	*	*
Lentils	-	-	-	-	-	-	-	-	-
Vetch / Grass peas	-	-	-	-	-	-	*	*	*
Soya beans	-	-	-	-	-	-	*	*	*
Fenugreek	-	-	-	-	-	-	21223	190	55
Gibto	-	-	-	*	*	*	16737	3270	1039
Oilseeds	*	*	*	6387	305	2658	78328	31350	6022
Neug	-	-	-	-	-	-	48087	26077	3573
Linseed	-	-	-	-	-	-	7358	856	200
Groundnuts	-	-	-	-	-	-	*	*	*
Safflower	-	-	-	-	-	-	*	*	*
Sesame	-	-	-	-	-	-	*	*	*
Rapeseed	*	*	*	6387	305	2658	35810	1593	78
Vegetables	1396	*	*	3435	*	*	75607	1718	3
Lettuce	-	-	-	-	-	-	*	*	-
Head cabbage	-	-	-	-	-	-	*	*	-
Ethiopian cabbage	-	-	-	*	*	-	18712	113	2
Tomatoes	-	-	-	-	-	-	2310	*	*
Green peppers	-	-	-	-	-	-	9406	27	*
Red peppers	1396	*	*	3065	*	*	53766	1570	-
Swiss chard	-	-	-	-	-	-	-	-	-
Root crops	1672	*	*	4359	201	417	83733	3912	*
Beetroot	-	-	-	-	-	-	*	*	-
Carrot	-	-	-	-	-	-	*	*	-
Onion	-	-	-	-	-	-	7986	115	-
Potatoes	1163	*	*	4192	200	411	52896	3471	*
Garlic	*	*	*	*	*	*	39601	215	-
Taro 'Godere'	-	-	-	-	-	-	-	-	-
Sweet potatoes	-	-	-	-	-	-	6954	*	-
Other Temporary	*	*	*	1450	22	338	33358	364	*
Permanent crops	-	-	-	-	-	-	88186	1434	-
Avocado	-	-	-	-	-	-	*	*	-
Bananas	-	-	-	-	-	-	8856	45	-
Guava	-	-	-	-	-	-	*	*	-
Lemons	-	-	-	-	-	-	5056	10	-
Mangoes	-	-	-	-	-	-	*	*	-
Oranges	-	-	-	-	-	-	*	*	-
Papayas	-	-	-	-	-	-	*	*	-
Pineapples	-	-	-	-	-	-	-	-	-
Chat	-	-	-	-	-	-	2978	*	-
Coffee	-	-	-	-	-	-	14435	*	-
Hops / 'Geshe'	-	-	-	-	-	-	67206	494	-
Enset	-	-	-	-	-	-	-	-	-
Sugar cane	-	-	-	-	-	-	7107	*	-
Other permanent	-	-	-	-	-	-	39807	149	-

Agewawie zone (Table 1.3.9 Contd.)

Crop type	Improved seed			Pesticide		Irrigation		Extension package	
	Holder	Hectare	Quintal	Holder	Hectare	Holder	Hectare	Holder	Hectare
All	42430	12192	2637	6274	4256	44770	7109	37993	13269
Cereals	38530	11962	2637	5522	4185	21581	4724	37658	12673
Teff	*	*	-	-	-	*	*	2129	845
Barley	*	*	-	-	-	12627	2627	*	*
Wheat	*	*	*	*	*	2096	*	*	*
Maize	37864	11600	2457	*	*	11264	1426	36141	11344
Sorghum	-	-	-	-	-	-	-	-	-
Finger millet	*	*	*	5332	4126	-	-	-	-
Oats / 'Aja'	-	-	-	-	-	*	*	-	-
Rice	-	-	-	-	-	-	-	-	-
Pulses	*	*	-	-	-	3782	37	*	*
Horse / Faba beans	-	-	-	-	-	*	*	-	-
Field Peas	-	-	-	-	-	-	-	*	*
Haricot beans	-	-	-	-	-	-	-	*	*
Chick peas	-	-	-	-	-	-	-	-	-
Lentils	-	-	-	-	-	-	-	-	-
Vetch / Grass peas	-	-	-	-	-	-	-	-	-
Soya beans	-	-	-	-	-	-	-	-	-
Fenugreek	*	*	-	-	-	3615	29	-	-
Gibto	*	*	-	-	-	*	*	-	-
Oilseeds	*	*	*	*	*	1203	*	8471	404
Neug	-	-	-	-	-	*	*	-	-
Linseed	-	-	-	-	-	-	-	-	-
Groundnuts	*	*	-	*	*	-	-	-	-
Safflower	-	-	-	-	-	-	-	-	-
Sesame	*	*	-	-	-	-	-	-	-
Rapeseed	*	*	*	-	-	1020	*	8471	404
Vegetables	*	*	-	-	-	12322	276	*	*
Lettuce	-	-	-	-	-	-	-	-	-
Head cabbage	*	*	-	-	-	*	*	-	-
Ethiopian cabbage	-	-	-	-	-	1726	*	-	-
Tomatoes	-	-	-	-	-	*	*	-	-
Green peppers	-	-	-	-	-	*	*	-	-
Red peppers	-	-	-	-	-	10449	266	*	*
Swiss chard	-	-	-	-	-	-	-	-	-
Root crops	*	*	-	*	*	17211	1109	*	*
Beetroot	-	-	-	-	-	-	-	-	-
Carrot	-	-	-	-	-	-	-	-	-
Onion	-	-	-	-	-	3557	68	-	-
Potatoes	*	*	-	*	*	13513	1027	*	*
Garlic	-	-	-	-	-	3434	13	-	-
Taro 'Godere'	-	-	-	-	-	-	-	-	-
Sweet potatoes	-	-	-	-	-	*	*	-	-
Other Temporary	-	-	-	-	-	2566	7	-	-
Permanent crops	-	-	-	*	*	24947	*	-	-
Avocado	-	-	-	-	-	*	*	-	-
Bananas	-	-	-	-	-	*	*	-	-
Guava	-	-	-	-	-	*	*	-	-
Lemons	-	-	-	-	-	1520	3	-	-
Mangoes	-	-	-	-	-	*	*	-	-
Oranges	-	-	-	-	-	*	*	-	-
Papayas	-	-	-	-	-	*	*	-	-
Pineapples	-	-	-	-	-	-	-	-	-
Chat	-	-	-	*	*	*	4	-	-
Coffee	6476	86	-	-	-	12437	*	-	-
Hops / 'Geshe'	-	-	-	-	-	14254	114	-	-
Enset	-	-	-	-	-	-	-	-	-
Sugar cane	-	-	-	-	-	*	*	-	-
Other permanent	-	-	-	-	-	8378	43	-	-

Table 1.3.10. Number of Holders, Inputs Applied Area and Quantity of Inputs used

Crop type	All Crop area	All Fertilizer		Natural		DAP		
		Hectare	Quintal	Holder	Hectare	Holder	Hectare	Quintal
All	57822	10212	*	37065	10153	*	*	-
Cereals	50236	8554	*	34251	8530	-	-	-
Teff	9981	957	*	4655	934	-	-	-
Barley	696	125	-	2451	125	-	-	-
Wheat	*	*	-	*	*	-	-	-
Maize	6243	1641	-	26210	1641	-	-	-
Sorghum	33030	5792	-	16896	5792	-	-	-
Finger millet	*	*	-	*	*	-	-	-
Oats / 'Aja'	*	*	-	*	*	-	-	-
Rice	*	-	-	-	-	-	-	-
Pulses	3081	678	-	11114	677	-	-	-
Horse / Faba beans	*	*	-	*	*	-	-	-
Field Peas	*	*	-	*	*	-	-	-
Haricot beans	1391	300	-	8454	300	-	-	-
Chick peas	660	*	-	345	*	-	-	-
Lentils	*	*	-	472	*	-	-	-
Vetch / Grass peas	*	-	-	-	-	-	-	-
Soya beans	-	-	-	-	-	-	-	-
Fenugreek	*	*	-	*	*	-	-	-
Gibto	*	-	-	-	-	-	-	-
Oilseeds	2454	333	-	5708	333	-	-	-
Neug	192	*	-	*	*	-	-	-
Linseed	97	*	-	840	*	-	-	-
Groundnuts	*	-	-	-	-	-	-	-
Safflower	*	*	-	1300	*	-	-	-
Sesame	1858	293	-	3207	293	-	-	-
Rapeseed	85	*	-	*	*	-	-	-
Vegetables	*	*	*	4701	55	-	-	-
Lettuce	-	-	-	-	-	-	-	-
Head cabbage	*	-	-	-	-	-	-	-
Ethiopian cabbage	20	*	-	1314	*	-	-	-
Tomatoes	*	*	-	*	*	-	-	-
Green peppers	*	*	-	*	*	-	-	-
Red peppers	*	*	*	3585	45	-	-	-
Swiss chard	-	-	-	-	-	-	-	-
Root crops	*	*	*	2541	*	-	-	-
Beetroot	*	-	-	-	-	-	-	-
Carrot	-	-	-	-	-	-	-	-
Onion	*	*	*	*	*	-	-	-
Potatoes	-	-	-	-	-	-	-	-
Garlic	*	*	*	*	*	-	-	-
Taro 'Godere'	-	-	-	-	-	-	-	-
Sweet potatoes	*	*	-	*	*	-	-	-
Other Temporary	395	134	-	9202	134	-	-	-
Permanent crops	1229	422	-	13015	419	-	-	-
Avocado	*	*	-	*	*	-	-	-
Bananas	23	*	-	1099	*	-	-	-
Guava	54	*	-	2493	*	-	-	-
Lemons	*	*	-	1017	*	-	-	-
Mangoes	*	*	-	456	*	-	-	-
Oranges	11	*	-	1306	*	-	-	-
Papayas	45	15	-	4003	15	-	-	-
Pineapples	-	-	-	-	-	-	-	-
Chat	579	186	-	4788	183	-	-	-
Coffee	386	149	-	4969	149	-	-	-
Hops / 'Gesho'	*	*	-	*	*	-	-	-
Enset	-	-	-	-	-	-	-	-
Sugar cane	*	*	-	549	*	-	-	-
Other permanent	21	12	-	3000	12	-	-	-

Oromia zone (Table 1.3.10 contd.)

Crop type	UREA			UREA + DAP			Indigenous seed		
	Holder	Hectare	Quintal	Holder	Hectare	Quintal	Holder	Hectare	Quintal
All	*	*	*	*	*	-	71232	57603	12088
Cereals	*	*	*	*	*	-	69877	50109	10331
Teff	*	*	*	-	-	-	32493	9948	2500
Barley	-	-	-	-	-	-	6881	696	616
Wheat	-	-	-	-	-	-	*	*	*
Maize	-	-	-	*	*	-	52891	6175	1847
Sorghum	-	-	-	-	-	-	57145	33004	5188
Finger millet	-	-	-	-	-	-	*	*	*
Oats / 'Aja'	-	-	-	-	-	-	*	*	*
Rice	-	-	-	-	-	-	*	*	*
Pulses	-	-	-	*	*	-	25824	3057	1601
Horse / Faba beans	-	-	-	*	*	-	*	*	*
Field Peas	-	-	-	-	-	-	5063	*	*
Haricot beans	-	-	-	-	-	-	18213	1368	201
Chick peas	-	-	-	-	-	-	3423	660	250
Lentils	-	-	-	-	-	-	*	*	*
Vetch / Grass peas	-	-	-	-	-	-	*	*	*
Soya beans	-	-	-	-	-	-	-	-	-
Fenugreek	-	-	-	-	-	-	849	*	*
Gibto	-	-	-	-	-	-	*	*	*
Oilseeds	-	-	-	-	-	-	24410	2440	144
Neug	-	-	-	-	-	-	3476	186	15
Linseed	-	-	-	-	-	-	4445	*	14
Groundnuts	-	-	-	-	-	-	*	*	*
Safflower	-	-	-	-	-	-	5123	*	*
Sesame	-	-	-	-	-	-	14773	1851	92
Rapeseed	-	-	-	-	-	-	2537	85	5
Vegetables	*	*	*	-	-	-	10634	*	*
Lettuce	-	-	-	-	-	-	-	-	-
Head cabbage	-	-	-	-	-	-	-	-	-
Ethiopian cabbage	-	-	-	-	-	-	2518	20	*
Tomatoes	-	-	-	-	-	-	672	*	*
Green peppers	-	-	-	-	-	-	*	*	-
Red peppers	*	*	*	-	-	-	7733	*	-
Swiss chard	-	-	-	-	-	-	-	-	-
Root crops	*	*	*	-	-	-	4526	87	*
Beetroot	-	-	-	-	-	-	-	-	-
Carrot	-	-	-	-	-	-	-	-	-
Onion	*	*	*	-	-	-	2941	*	-
Potatoes	-	-	-	-	-	-	-	-	-
Garlic	*	*	*	-	-	-	2906	*	-
Taro 'Godere'	-	-	-	-	-	-	-	-	-
Sweet potatoes	-	-	-	-	-	-	*	*	*
Other Temporary	-	-	-	-	-	-	16227	378	*
Permanent crops	-	-	-	-	-	-	29387	1211	-
Avocado	-	-	-	-	-	-	*	*	-
Bananas	-	-	-	-	-	-	4037	23	-
Guava	-	-	-	-	-	-	5355	50	-
Lemons	-	-	-	-	-	-	3297	*	-
Mangoes	-	-	-	-	-	-	1292	*	-
Oranges	-	-	-	-	-	-	2405	11	-
Papayas	-	-	-	-	-	-	9096	45	-
Pineapples	-	-	-	-	-	-	-	-	-
Chat	-	-	-	-	-	-	13412	579	-
Coffee	-	-	-	-	-	-	11767	374	-
Hops / 'Geshe'	-	-	-	-	-	-	*	*	-
Enset	-	-	-	-	-	-	-	-	-
Sugar cane	-	-	-	-	-	-	3073	*	-
Other permanent	-	-	-	-	-	-	5307	21	-

Oromia zone (Table 1.3.10 Contd.)

Crop type	Improved seed			Pesticide		Irrigation		Extension package	
	Holder	Hectare	Quintal	Holder	Hectare	Holder	Hectare	Holder	Hectare
All	3051	217	*	4674	*	6690	*	1379	*
Cereals	1478	126	*	*	*	1718	*	772	*
Teff	*	*	*	892	*	*	*	*	*
Barley	-	-	-	*	*	*	*	-	-
Wheat	-	-	-	-	-	-	-	-	-
Maize	*	*	*	*	*	1105	*	573	*
Sorghum	374	*	-	*	*	457	*	573	*
Finger millet	-	-	-	-	-	-	-	-	-
Oats / 'Aja'	-	-	-	-	-	-	-	-	-
Rice	-	-	-	-	-	*	*	-	-
Pulses	*	*	-	*	*	382	*	*	*
Horse / Faba beans	-	-	-	-	-	-	-	-	-
Field Peas	-	-	-	*	*	-	-	-	-
Haricot beans	*	*	-	-	-	*	*	*	*
Chick peas	-	-	-	-	-	*	*	*	*
Lentils	-	-	-	-	-	*	*	-	-
Vetch / Grass peas	-	-	-	-	-	-	-	-	-
Soya beans	-	-	-	-	-	-	-	-	-
Fenugreek	-	-	-	-	-	-	-	-	-
Gibto	-	-	-	-	-	-	-	-	-
Oilseeds	372	*	-	*	*	*	*	*	*
Neug	*	*	-	-	-	-	-	-	-
Linseed	-	-	-	-	-	-	-	-	-
Groundnuts	-	-	-	-	-	-	-	-	-
Safflower	-	-	-	-	-	-	-	-	-
Sesame	*	*	-	*	*	*	*	*	*
Rapeseed	-	-	-	-	-	-	-	*	*
Vegetables	*	*	-	*	*	*	*	*	*
Lettuce	-	-	-	-	-	-	-	-	-
Head cabbage	*	*	-	*	*	*	*	-	-
Ethiopian cabbage	-	-	-	*	*	*	*	-	-
Tomatoes	*	*	-	*	*	*	*	*	*
Green peppers	-	-	-	-	-	-	-	-	-
Red peppers	-	-	-	*	*	*	*	-	-
Swiss chard	-	-	-	-	-	-	-	-	-
Root crops	*	*	-	*	*	*	*	*	*
Beetroot	*	*	-	-	-	*	*	-	-
Carrot	-	-	-	-	-	-	-	-	-
Onion	*	*	-	*	*	*	*	*	*
Potatoes	-	-	-	-	-	-	-	-	-
Garlic	-	-	-	-	-	-	-	-	-
Taro 'Godere'	-	-	-	-	-	-	-	-	-
Sweet potatoes	-	-	-	-	-	-	-	-	-
Other Temporary	*	*	-	*	*	*	*	-	-
Permanent crops	-	-	-	1886	*	5181	212	-	-
Avocado	-	-	-	-	-	*	*	-	-
Bananas	-	-	-	-	-	2191	*	-	-
Guava	-	-	-	-	-	*	*	-	-
Lemons	-	-	-	*	*	*	*	-	-
Mangoes	-	-	-	-	-	*	*	-	-
Oranges	-	-	-	*	*	*	*	-	-
Papayas	-	-	-	-	-	889	*	-	-
Pincapples	-	-	-	-	-	-	-	-	-
Chat	-	-	-	1701	*	1749	*	-	-
Coffee	*	*	-	*	*	*	*	-	-
Hops / 'Gesho'	-	-	-	-	-	*	*	-	-
Enset	-	-	-	-	-	-	-	-	-
Sugar cane	-	-	-	-	-	*	*	-	-
Other permanent	-	-	-	*	*	*	*	-	-

Crop type	All Crop area	All Fertilizer		Natural		DAP		
		Hectare	Quintal	Holder	Hectare	Holder	Hectare	Quintal
All	4232919	1855767	1342713	2439624	524401	922400	661458	450097
Cereals	3168456	1580941	1223351	1586091	333513	876782	616012	415893
Teff	820135	478964	388792	154304	27841	394999	196875	131186
Barley	412329	204658	130921	261847	34430	276735	125853	85835
Wheat	556354	382741	338852	190802	27220	364973	205114	138806
Maize	786365	387439	317376	1259188	163174	229242	65498	48931
Sorghum	500943	103577	39120	408413	76026	25331	5680	4090
Finger millet	71966	16509	6722	28599	3386	40970	11736	5871
Oats / 'Aja'	19998	6905	1514	20974	1310	23559	5257	1175
Rice	367	148	*	2176	*	-	-	-
Pulses	374231	91757	29422	640537	53893	121815	26597	14595
Horse / Faba beans	132865	43220	9409	298738	28598	69962	11935	6839
Field Peas	70063	21441	6676	76778	9956	32035	8035	4219
Haricot beans	91766	19977	10658	283261	11649	24369	5081	3038
Chick peas	42444	2012	1050	17019	1278	*	*	*
Lentils	9897	1790	590	12502	456	7186	654	152
Vetch / Grass peas	20064	741	*	6345	588	*	*	*
Soya beans	*	*	-	*	*	-	-	-
Fenugreek	6507	2376	652	73062	1360	8183	618	267
Gibto	*	*	*	*	*	-	-	-
Oilseeds	265394	21310	9635	167385	10852	28533	7069	3882
Neug	117736	5307	*	14405	3602	2010	1346	*
Linseed	102326	6750	1885	32211	1945	14889	4085	*
Groundnuts	12653	4630	*	25177	2834	*	*	*
Safflower	988	*	*	5641	127	*	*	*
Sesame	25520	783	*	6836	342	*	*	*
Rapeseed	6171	3275	3628	90341	2002	10083	666	*
Vegetables	31940	16889	9773	953164	11097	34201	2315	3060
Lettuce	*	*	*	2976	*	*	*	*
Head cabbage	1238	660	*	47244	205	5203	*	*
Ethiopian cabbage	8867	5985	*	639311	5676	10059	*	*
Tomatoes	2840	*	*	17991	*	*	*	*
Green peppers	3000	1869	351	236932	1566	*	*	*
Red peppers	15871	6179	3121	182927	3358	10136	1006	683
Swiss chard	20	17	*	6751	14	*	*	*
Root crops	59909	34717	27686	816945	18684	75474	6706	6395
Beetroot	845	600	*	71642	222	5765	79	67
Carrot	*	*	*	22587	42	3491	57	30
Onion	10244	5310	*	198815	1745	12923	*	*
Potatoes	22955	15601	13079	176622	4922	47160	4864	4519
Garlic	4237	2744	443	271156	2460	9342	140	153
Taro 'Godere'	7619	5348	*	185454	5181	*	*	*
Sweet potatoes	13416	4743	1659	150315	4112	2896	121	137
Other Temporary	13264	4553	995	356518	4076	7045	*	172
Permanent crops	319725	105599	-	1426147	92286	-	-	-
Avocado	393	112	-	22771	109	-	-	-
Bananas	9233	3570	-	274393	3437	-	-	-
Guava	633	152	-	25801	136	-	-	-
Lemons	136	70	-	14052	70	-	-	-
Mangoes	1730	636	-	75647	523	-	-	-
Oranges	776	352	-	55554	303	-	-	-
Papayas	869	490	-	64994	457	-	-	-
Pineapples	36	*	-	1696	*	-	-	-
Chat	75196	37862	-	511948	26005	-	-	-
Coffee	152947	17042	-	352260	16231	-	-	-
Hops / 'Gesho'	3871	2068	-	247981	2002	-	-	-
Enset	68548	41728	-	743717	41544	-	-	-
Sugar cane	4570	1048	-	117408	1016	-	-	-
Other permanent	787	458	-	95412	441	-	-	-

Oromia Region (Table 1.4 contd.)

Crop type	UREA			UREA + DAP			Indigenous seed		
	Holder	Hectare	Quintal	Holder	Hectare	Quintal	Holder	Hectare	Quintal
All	172239	60488	62174	865753	609420	830441	4091036	4018596	2970300
Cereals	145186	48733	40211	832614	582683	767247	3870773	2968726	2504483
Teff	45040	15926	6798	327076	238322	250807	1649727	816823	424840
Barley	19290	3454	2296	104285	40921	42790	1199910	410175	672809
Wheat	37056	12481	7229	299109	137926	192817	1396840	533101	972181
Maize	63261	9219	14113	418525	149548	254333	2666252	618598	272759
Sorghum	36720	7182	9543	45210	14689	25486	1681447	497904	115337
Finger millet	3642	*	*	3865	988	660	350174	71844	20243
Oats / 'Aja'	*	*	*	3334	266	299	142175	19914	25924
Rice	-	-	-	*	*	*	5061	367	*
Pulses	23068	*	2653	60625	7967	12175	1961720	370471	381371
Horse / Faba beans	*	*	*	18585	1863	2150	966542	131849	169006
Field Peas	*	*	*	9983	2195	*	379670	69348	78912
Haricot beans	10129	*	1752	21149	2172	5868	850528	89959	69138
Chick peas	-	-	-	6015	542	990	156940	42293	36776
Lentils	*	*	*	7654	559	377	120218	9883	5956
Vetch / Grass peas	-	-	-	*	*	*	113332	20048	18413
Soya beans	-	-	-	-	-	-	5183	*	*
Fenugreek	2114	*	*	5758	*	355	199682	6489	2849
Gibto	-	-	-	*	*	*	2055	*	*
Oilseeds	4519	544	432	22509	2845	5321	987644	264000	82982
Neug	*	*	*	*	*	-	360203	117646	16950
Linseed	*	*	*	4503	619	224	394628	101493	53152
Groundnuts	-	-	-	*	*	*	75982	12621	8333
Safflower	*	*	*	3250	*	*	23905	977	*
Sesame	*	*	*	-	-	-	100165	25215	2784
Rapeseed	*	*	*	8507	572	2083	177920	6048	1555
Vegetables	18959	1999	2399	19243	1478	4314	1494646	31538	46
Lettuce	*	*	*	*	*	*	9971	*	-
Head cabbage	*	*	*	2989	*	*	76563	1077	*
Ethiopian cabbage	2660	*	*	4539	117	*	894402	8848	27
Tomatoes	*	*	*	3722	*	*	43270	*	-
Green peppers	2322	19	26	3148	38	*	361818	2998	6
Red peppers	9792	1165	*	6324	650	*	404772	15821	12
Swiss chard	-	-	-	*	*	*	7759	19	-
Root crops	27543	1806	4740	55689	7520	16551	1477836	59339	*
Beetroot	*	*	*	5427	*	*	107205	692	*
Carrot	*	*	*	*	*	*	36815	308	*
Onion	5390	*	*	14238	*	*	381950	10184	*
Potatoes	16987	1156	2557	30253	4658	6003	397503	22904	*
Garlic	4019	*	*	4638	103	160	401540	4231	*
Taro 'Godere'	-	-	-	*	*	*	273815	7618	-
Sweet potatoes	5863	221	*	6599	290	*	392464	13401	*
Other Temporary	*	*	*	6380	*	749	630838	13263	266
Permanent crops	-	-	-	-	-	-	2385088	311260	-
Avocado	-	-	-	-	-	-	44377	385	-
Bananas	-	-	-	-	-	-	561751	9212	-
Guava	-	-	-	-	-	-	59584	624	-
Lemons	-	-	-	-	-	-	29145	136	-
Mangoes	-	-	-	-	-	-	184267	1725	-
Oranges	-	-	-	-	-	-	110556	702	-
Papayas	-	-	-	-	-	-	130745	797	-
Pineapples	-	-	-	-	-	-	3674	36	-
Chat	-	-	-	-	-	-	1033086	74907	-
Coffee	-	-	-	-	-	-	940976	145044	-
Hops / 'Geshe'	-	-	-	-	-	-	412869	3818	-
Enset	-	-	-	-	-	-	1043342	68520	-
Sugar cane	-	-	-	-	-	-	215245	4570	-
Other permanent	-	-	-	-	-	-	161735	786	-

Oromia Region (Table 1.4 Contd.)

Crop type	Improved seed			Pesticide		Irrigation		Extension package	
	Holder	Hectare	Quintal	Holder	Hectare	Holder	Hectare	Holder	Hectare
All	645645	214241	76552	1001752	679352	246484	43900	638628	363244
Cereals	540269	199707	74392	960613	660792	114506	19755	610167	345720
Teff	11821	3312	1333	591974	298770	4380	494	124596	71547
Barley	7643	2154	2645	209597	70744	3643	107	51436	27232
Wheat	49410	23253	33460	522693	264824	5247	*	125378	76725
Maize	472638	167762	36357	45936	13292	92835	11479	463603	161531
Sorghum	19539	3021	582	19906	6211	52960	7156	44535	8673
Finger millet	*	*	*	19782	4930	*	*	-	-
Oats / 'Aja'	*	*	*	15997	1996	*	*	-	-
Rice	-	-	-	*	*	-	-	*	*
Pulses	33286	3760	1633	17172	4118	25725	1025	38308	4813
Horse / Faba beans	10248	1016	*	6189	1284	1017	*	-	-
Field Peas	6048	715	*	5027	1166	*	*	8388	1555
Haricot beans	20099	1807	835	3117	*	19284	665	27607	2764
Chick peas	*	*	*	*	*	*	*	*	*
Lentils	*	*	*	1687	151	*	*	2060	*
Vetch / Grass peas	*	*	-	*	*	-	-	-	-
Soya beans	*	*	*	-	-	-	-	-	-
Fenugreek	*	*	*	*	*	6493	116	-	-
Gibto	-	-	-	*	*	-	-	-	-
Oilseeds	9492	1376	*	27701	5426	*	247	36135	9802
Neug	*	*	*	*	*	-	-	*	*
Linseed	*	*	*	26417	5259	*	*	11879	2758
Groundnuts	*	*	*	-	-	*	*	3042	*
Safflower	*	*	*	-	-	-	-	-	-
Sesame	*	*	*	*	*	*	*	2453	*
Rapeseed	3054	*	*	*	*	*	*	8476	330
Vegetables	18560	396	-	10127	*	55443	3039	8285	240
Lettuce	*	*	-	-	-	*	*	-	-
Head cabbage	10046	161	-	*	*	8994	*	-	-
Ethiopian cabbage	*	*	-	2859	*	12387	75	-	-
Tomatoes	*	*	-	*	*	12209	*	*	*
Green peppers	*	*	-	*	*	19190	301	-	-
Red peppers	*	*	-	*	*	13831	384	7469	216
Swiss chard	1853	*	-	-	-	*	*	-	-
Root crops	20579	*	*	14203	*	68045	4970	22370	1671
Bectroot	12331	*	*	*	*	8187	*	-	-
Carrot	6952	*	-	-	-	2072	*	-	-
Onion	3331	*	*	*	*	21874	*	5224	*
Potatoes	*	*	*	*	*	15224	910	10569	1482
Garlic	1625	*	-	*	*	8539	135	-	-
Taro 'Godere'	*	*	-	*	*	-	-	-	-
Sweet potatoes	*	*	*	*	*	31244	1146	7410	152
Other Temporary	*	*	-	1948	*	16377	189	*	*
Permanent crops	-	-	-	34295	4605	196775	14675	20358	993
Avocado	-	-	-	*	*	*	*	-	-
Bananas	-	-	-	1797	*	37003	621	-	-
Guava	-	-	-	-	-	5645	47	-	-
Lemons	-	-	-	*	*	5570	*	-	-
Mangoes	-	-	-	-	-	6724	39	-	-
Oranges	-	-	-	*	*	6004	78	-	-
Papayas	-	-	-	*	*	11771	331	-	-
Pineapples	-	-	-	-	-	-	-	-	-
Chat	-	-	-	26608	3826	114873	8600	-	-
Coffee	73526	7901	-	5073	220	76277	2824	-	-
Hops / 'Geshe'	-	-	-	*	*	21295	*	-	-
Enset	-	-	-	3059	315	10801	140	-	-
Sugar cane	-	-	-	1825	*	32873	1635	-	-
Other permanent	-	-	-	*	*	10601	*	-	-

West Welega zone Table 1.4.1 Number of Holders, Inputs Applied Area and Quantity of Inputs used

Crop type	All Crop area	All Fertilizer		Natural		DAP		
		Hectare	Quintal	Holder	Hectare	Holder	Hectare	Quintal
All	338170	78767	42943	194657	47725	23907	10354	4183
Cereals	226910	67406	41817	143960	36738	23222	10229	4139
Teff	23365	8867	2549	9382	1806	15070	*	*
Barley	2961	596	-	15994	588	-	-	-
Wheat	14392	2682	*	26017	2101	*	*	*
Maize	92029	44435	37495	134280	25488	3039	450	762
Sorghum	58011	5145	*	32625	4928	*	*	*
Finger millet	36142	5675	1508	11987	1822	9489	3286	1094
Oats / 'Aja'	*	*	-	*	*	-	-	-
Rice	-	-	-	-	-	-	-	-
Pulses	22872	3656	438	68498	3471	*	*	*
Horse / Faba beans	6867	1416	*	27995	1356	*	*	*
Field Peas	2668	292	-	8194	292	-	-	-
Haricot beans	11070	1410	*	45223	1288	-	-	-
Chick peas	1567	*	*	*	*	-	-	-
Lentils	*	*	-	*	*	-	-	-
Vetch / Grass peas	*	*	-	2546	*	-	-	-
Soya beans	*	-	-	-	-	-	-	-
Fenugreek	170	79	-	4682	79	-	-	-
Gibto	*	-	-	-	-	-	-	-
Oilseeds	24934	653	*	11760	592	*	*	*
Neug	22111	*	*	3067	*	*	*	*
Linseed	437	*	*	*	*	*	*	*
Groundnuts	*	*	-	*	*	-	-	-
Safflower	*	-	-	-	-	-	-	-
Sesame	1590	*	-	*	*	-	-	-
Rapeseed	644	299	*	6728	296	-	-	-
Vegetables	3111	1132	*	75385	1069	-	-	-
Lettuce	-	-	-	-	-	-	-	-
Head cabbage	*	*	-	*	*	-	-	-
Ethiopian cabbage	*	127	*	12104	100	-	-	-
Tomatoes	*	*	-	*	*	-	-	-
Green peppers	96	45	*	5760	43	-	-	-
Red peppers	2627	958	*	61833	925	-	-	-
Swiss chard	*	-	-	-	-	-	-	-
Root crops	3345	1553	*	68073	1544	-	-	-
Beetroot	13	4	-	2457	4	-	-	-
Carrot	*	2	-	1641	2	-	-	-
Onion	49	*	-	3043	*	-	-	-
Potatoes	1293	753	*	31198	744	-	-	-
Garlic	99	64	*	16565	63	-	-	-
Taro 'Godere'	178	99	-	12957	99	-	-	-
Sweet potatoes	1706	608	-	29772	608	-	-	-
Other Temporary	960	351	*	24285	349	-	-	-
Permanent crops	56038	4017	-	97400	3962	-	-	-
Avocado	*	*	-	*	*	-	-	-
Bananas	2627	991	-	61296	987	-	-	-
Guava	*	*	-	*	*	-	-	-
Lemons	13	*	-	*	*	-	-	-
Mangoes	661	205	-	17282	203	-	-	-
Oranges	167	63	-	11690	63	-	-	-
Papayas	24	5	-	3309	5	-	-	-
Pineapples	*	-	-	-	-	-	-	-
Chat	1828	480	-	18390	473	-	-	-
Coffee	49561	2028	-	36534	1987	-	-	-
Hops / 'Gesho'	266	88	-	15005	88	-	-	-
Enset	533	106	-	11156	106	-	-	-
Sugar cane	254	*	-	*	*	-	-	-
Other permanent	27	*	-	2430	*	-	-	-

West Welega zone (Table 1.4.1 contd.)

Crop type	UREA			UREA + DAP			Indigenous seed		
	Holder	Hectare	Quintal	Holder	Hectare	Quintal	Holder	Hectare	Quintal
All	5176	678	339	80337	20011	38422	328906	319343	103995
Cereals	4526	630	296	79012	19809	37382	323203	209616	83517
Teff	*	*	*	*	*	*	89415	23341	11305
Barley	-	-	-	*	*	-	50658	2928	4351
Wheat	*	*	*	*	*	*	96999	14392	18498
Maize	2562	*	*	76795	18262	36593	301282	74802	24784
Sorghum	*	*	*	-	-	-	241412	58001	13712
Finger millet	*	*	*	*	*	*	156920	36142	10859
Oats / 'Aja'	-	-	-	-	-	-	*	*	*
Rice	-	-	-	-	-	-	-	-	-
Pulses	-	-	-	1334	*	*	197838	22731	16675
Horse / Faba beans	-	-	-	-	-	-	82315	6833	6858
Field Peas	-	-	-	-	-	-	31286	2668	1884
Haricot beans	-	-	-	*	*	*	150224	10962	6865
Chick peas	-	-	-	*	*	*	10601	1567	790
Lentils	-	-	-	-	-	-	*	*	*
Vetch / Grass peas	-	-	-	-	-	-	6009	*	103
Soya beans	-	-	-	-	-	-	*	*	*
Fenugreek	-	-	-	-	-	-	14982	170	51
Gibto	-	-	-	-	-	-	*	*	*
Oilseeds	*	*	*	*	*	*	123478	24889	3720
Neug	*	*	*	-	-	-	92781	22111	3169
Linseed	-	-	-	-	-	-	11302	437	64
Groundnuts	-	-	-	-	-	-	4430	*	*
Safflower	-	-	-	-	-	-	*	*	*
Sesame	-	-	-	-	-	-	18176	1590	*
Rapeseed	-	-	-	*	*	*	16408	598	55
Vegetables	*	*	*	*	*	*	149546	3103	*
Lettuce	-	-	-	-	-	-	-	-	-
Head cabbage	-	-	-	-	-	-	*	*	-
Ethiopian cabbage	-	-	-	*	*	*	32257	*	*
Tomatoes	-	-	-	-	-	-	*	*	-
Green peppers	*	*	*	-	-	-	14342	96	*
Red peppers	*	*	*	*	*	*	116322	2620	-
Swiss chard	-	-	-	-	-	-	*	*	-
Root crops	*	*	*	*	*	*	144790	3343	*
Beetroot	-	-	-	-	-	-	5134	11	-
Carrot	-	-	-	-	-	-	2733	*	-
Onion	-	-	-	-	-	-	6048	49	-
Potatoes	-	-	-	*	*	*	58856	1293	*
Garlic	*	*	*	-	-	-	28435	99	-
Taro 'Godere'	-	-	-	-	-	-	27970	178	-
Sweet potatoes	-	-	-	-	-	-	83086	1706	-
Other Temporary	-	-	-	*	*	*	60889	960	*
Permanent crops	-	-	-	-	-	-	283663	54701	-
Avocado	-	-	-	-	-	-	*	*	-
Bananas	-	-	-	-	-	-	154264	2627	-
Guava	-	-	-	-	-	-	*	*	-
Lemons	-	-	-	-	-	-	2343	13	-
Mangoes	-	-	-	-	-	-	54393	661	-
Oranges	-	-	-	-	-	-	26877	167	-
Papayas	-	-	-	-	-	-	10919	24	-
Pineapples	-	-	-	-	-	-	*	*	-
Chat	-	-	-	-	-	-	63854	1828	-
Coffee	-	-	-	-	-	-	237808	48224	-
Hops / 'Gesho'	-	-	-	-	-	-	44644	266	-
Enset	-	-	-	-	-	-	44958	533	-
Sugar cane	-	-	-	-	-	-	6135	254	-
Other permanent	-	-	-	-	-	-	6701	27	-

West Welega zone (Table 1.4.1 Contd.)

Crop type	Improved seed			Pesticide		Irrigation		Extension package	
	Holder	Hectare	Quintal	Holder	Hectare	Holder	Hectare	Holder	Hectare
All	79816	18827	3947	28342	7876	5698	*	83578	19365
Cereals	75603	17294	3912	27663	7779	*	*	80460	19072
Teff	*	*	*	*	*	-	-	*	*
Barley	*	*	-	-	-	-	-	-	-
Wheat	-	-	-	9830	1327	-	-	1505	*
Maize	75309	17227	3901	*	*	*	*	78771	17883
Sorghum	*	*	*	-	-	-	-	1366	236
Finger millet	-	-	-	4186	975	-	-	-	-
Oats / 'Aja'	-	-	-	-	-	-	-	-	-
Rice	-	-	-	-	-	-	-	-	-
Pulses	1901	*	*	*	*	*	*	2630	*
Horse / Faba beans	*	*	*	*	*	-	-	-	-
Field Peas	-	-	-	-	-	-	-	-	-
Haricot beans	1593	*	*	*	*	*	*	2334	*
Chick peas	-	-	-	-	-	-	-	*	*
Lentils	-	-	-	-	-	-	-	-	-
Vetch / Grass peas	-	-	-	-	-	-	-	-	-
Soya beans	-	-	-	-	-	-	-	-	-
Fenugreek	-	-	-	-	-	-	-	-	-
Gibto	-	-	-	-	-	-	-	-	-
Oilseeds	*	*	-	-	-	-	-	2138	111
Neug	-	-	-	-	-	-	-	*	*
Linseed	-	-	-	-	-	-	-	*	*
Groundnuts	-	-	-	-	-	-	-	-	-
Safflower	-	-	-	-	-	-	-	-	-
Sesame	-	-	-	-	-	-	-	*	*
Rapeseed	*	*	-	-	-	-	-	*	*
Vegetables	*	*	-	-	-	1296	*	1912	*
Lettuce	-	-	-	-	-	-	-	-	-
Head cabbage	*	*	-	-	-	-	-	-	-
Ethiopian cabbage	-	-	-	-	-	-	-	-	-
Tomatoes	-	-	-	-	-	*	*	-	-
Green peppers	-	-	-	-	-	-	-	-	-
Red peppers	*	*	-	-	-	*	*	1912	*
Swiss chard	-	-	-	-	-	-	-	-	-
Root crops	*	*	-	-	-	*	*	*	*
Beetroot	*	*	-	-	-	-	-	-	-
Carrot	*	*	-	-	-	-	-	-	-
Onion	-	-	-	-	-	-	-	-	-
Potatoes	-	-	-	-	-	-	-	*	*
Garlic	-	-	-	-	-	-	-	-	-
Taro 'Godere'	-	-	-	-	-	-	-	-	-
Sweet potatoes	-	-	-	-	-	*	*	*	*
Other Temporary	-	-	-	-	-	-	-	*	*
Permanent crops	-	-	-	*	*	5029	575	*	*
Avocado	-	-	-	-	-	-	-	-	-
Bananas	-	-	-	-	-	*	*	-	-
Guava	-	-	-	-	-	-	-	-	-
Lemons	-	-	-	-	-	-	-	-	-
Mangoes	-	-	-	-	-	-	-	-	-
Oranges	-	-	-	-	-	*	*	-	-
Papayas	-	-	-	*	*	*	*	-	-
Pineapples	-	-	-	-	-	-	-	-	-
Chat	-	-	-	*	*	*	*	-	-
Coffee	7285	1337	-	*	*	2848	142	-	-
Hops / 'Geshe'	-	-	-	-	-	*	*	-	-
Enset	-	-	-	-	-	*	*	-	-
Sugar cane	-	-	-	-	-	2188	*	-	-
Other permanent	-	-	-	-	-	-	-	-	-

East Welega zone Table 1.4.2. Number of Holders, Inputs Applied Area and Quantity of Inputs used

Crop type	All Crop area	All Fertilizer		Natural		DAP		
		Hectare	Quintal	Holder	Hectare	Holder	Hectare	Quintal
All	395548	171725	135444	174368	42658	107561	84375	53018
Cereals	281347	156013	129912	129847	31286	106123	80998	50282
Teff	87291	64510	35220	9558	2300	92040	59845	33966
Barley	18933	6397	*	30220	4630	*	*	*
Wheat	29540	18217	17722	20076	2607	15561	3472	2955
Maize	87690	56470	71222	110139	19661	22088	*	*
Sorghum	36561	1333	*	12230	1295	*	*	*
Finger millet	21001	8990	4662	2445	695	24507	7756	4372
Oats / 'Aja'	*	*	-	*	*	-	-	-
Rice	*	*	-	*	*	-	-	-
Pulses	21972	6229	1211	62440	4813	5770	1344	1155
Horse / Faba beans	11715	4316	*	47229	3773	3773	543	*
Field Peas	7799	1562	*	6961	703	*	*	*
Haricot beans	2138	229	*	8337	221	*	*	*
Chick peas	*	-	-	-	-	-	-	-
Lentils	*	-	-	-	-	-	-	-
Vetch / Grass peas	-	-	-	-	-	-	-	-
Soya beans	-	-	-	-	-	-	-	-
Fenugreek	214	123	*	11580	117	*	*	*
Gibto	-	-	-	-	-	-	-	-
Oilseeds	83804	5885	2945	18434	3213	7621	1936	*
Neug	58666	4429	*	7710	2755	1698	1342	*
Linseed	954	*	*	*	*	*	*	*
Groundnuts	*	*	-	*	*	-	-	-
Safflower	*	-	-	-	-	-	-	-
Sesame	20859	*	*	-	-	*	*	*
Rapeseed	1321	928	*	12187	400	*	*	*
Vegetables	2375	1235	*	64033	1031	2010	*	*
Lettuce	*	*	-	*	*	-	-	-
Head cabbage	*	*	-	*	*	-	-	-
Ethiopian cabbage	323	149	*	7572	145	*	*	*
Tomatoes	*	*	-	*	*	-	-	-
Green peppers	293	243	*	29657	218	*	*	*
Red peppers	1724	832	*	28743	658	1408	*	*
Swiss chard	*	*	-	*	*	-	-	-
Root crops	1451	1015	*	77265	1005	1309	*	*
Beetroot	37	32	-	11809	32	-	-	-
Carrot	6	6	-	2877	6	-	-	-
Onion	*	*	*	14149	*	*	*	*
Potatoes	750	472	-	28159	472	-	-	-
Garlic	398	343	*	49108	336	1066	*	*
Taro 'Godere'	*	*	-	*	*	-	-	-
Sweet potatoes	103	*	*	5003	*	*	*	*
Other Temporary	465	276	-	17444	276	-	-	-
Permanent crops	4134	1073	-	71056	1035	-	-	-
Avocado	-	-	-	-	-	-	-	-
Bananas	393	194	-	25530	192	-	-	-
Guava	-	-	-	-	-	-	-	-
Lemons	*	*	-	*	*	-	-	-
Mangoes	215	*	-	4758	*	-	-	-
Oranges	*	*	-	*	*	-	-	-
Papayas	30	*	-	2754	*	-	-	-
Pineapples	-	-	-	-	-	-	-	-
Chat	*	56	-	7514	*	-	-	-
Coffee	*	235	-	11268	235	-	-	-
Hops / 'Geshe'	710	482	-	48204	455	-	-	-
Enset	*	*	-	*	*	-	-	-
Sugar cane	16	*	-	2312	*	-	-	-
Other permanent	*	*	-	8400	*	-	-	-

East Welega zone (Table 1.4.2 contd.)

Crop type	UREA			UREA + DAP			Indigenous seed		
	Holder	Hectare	Quintal	Holder	Hectare	Quintal	Holder	Hectare	Quintal
All	6659	1215	1558	78115	43477	80868	276336	368921	198928
Cereals	4836	962	1177	76923	42767	78453	264320	255163	165824
Teff	*	*	*	6685	2191	1167	144261	87291	61064
Barley	*	*	*	*	*	*	71509	18933	35391
Wheat	*	*	*	24647	12095	14753	81333	28746	42453
Maize	3282	605	*	61200	27935	62156	216491	62399	16700
Sorghum	-	-	-	-	-	-	100468	36516	4859
Finger millet	*	*	*	*	*	*	75071	20948	5056
Oats / 'Aja'	-	-	-	-	-	-	4326	*	*
Rice	-	-	-	-	-	-	*	*	*
Pulses	-	-	-	*	*	*	129259	21802	22167
Horse / Faba beans	-	-	-	-	-	-	94432	11681	12782
Field Peas	-	-	-	*	*	*	32709	7704	8260
Haricot beans	-	-	-	-	-	-	25025	2097	789
Chick peas	-	-	-	-	-	-	*	*	*
Lentils	-	-	-	-	-	-	*	*	*
Vetch / Grass peas	-	-	-	-	-	-	-	-	-
Soya beans	-	-	-	-	-	-	-	-	-
Fenugreek	-	-	-	-	-	-	19169	214	*
Gibto	-	-	-	-	-	-	-	-	-
Oilseeds	*	*	*	*	535	*	166385	83589	10921
Neug	-	-	-	*	*	-	119116	58640	7906
Linseed	-	-	-	-	-	-	8603	954	*
Groundnuts	-	-	-	-	-	-	*	*	*
Safflower	-	-	-	-	-	-	*	*	*
Sesame	*	*	*	-	-	-	45348	20670	1556
Rapeseed	*	*	*	*	*	*	26652	1321	150
Vegetables	*	*	*	*	*	*	105353	2363	10
Lettuce	-	-	-	-	-	-	*	*	-
Head cabbage	-	-	-	-	-	-	*	*	-
Ethiopian cabbage	-	-	-	-	-	-	12035	323	9
Tomatoes	-	-	-	-	-	-	*	*	-
Green peppers	-	-	-	*	*	*	36823	291	*
Red peppers	*	*	*	*	*	*	59593	1714	-
Swiss chard	-	-	-	-	-	-	*	*	-
Root crops	*	*	*	*	*	*	101837	1449	-
Beetroot	-	-	-	-	-	-	12853	36	-
Carrot	-	-	-	-	-	-	3157	6	-
Onion	-	-	-	-	-	-	17723	*	-
Potatoes	-	-	-	-	-	-	41359	750	-
Garlic	*	*	*	*	*	*	59527	398	-
Taro 'Godere'	-	-	-	-	-	-	1263	*	-
Sweet potatoes	-	-	-	-	-	-	10537	102	-
Other Temporary	-	-	-	-	-	-	26896	465	*
Permanent crops	-	-	-	-	-	-	115640	4089	-
Avocado	-	-	-	-	-	-	-	-	-
Bananas	-	-	-	-	-	-	42055	393	-
Guava	-	-	-	-	-	-	-	-	-
Lemons	-	-	-	-	-	-	*	*	-
Mangoes	-	-	-	-	-	-	17289	215	-
Oranges	-	-	-	-	-	-	*	*	-
Papayas	-	-	-	-	-	-	6455	30	-
Pineapples	-	-	-	-	-	-	-	-	-
Chat	-	-	-	-	-	-	17968	*	-
Coffee	-	-	-	-	-	-	30603	*	-
Hops / 'Geshe'	-	-	-	-	-	-	67964	710	-
Enset	-	-	-	-	-	-	*	*	-
Sugar cane	-	-	-	-	-	-	3207	16	-
Other permanent	-	-	-	-	-	-	10407	*	-

East Welega zone (Table 1.4.2 Contd.)

Crop type	Improved seed			Pesticide		Irrigation		Extension package	
	Holder	Hectare	Quintal	Holder	Hectare	Holder	Hectare	Holder	Hectare
All	62532	26627	6423	27661	13201	3428	147	78326	45774
Cereals	60365	26183	6414	27045	12964	*	*	76558	43715
Teff	-	-	-	10794	5163	-	-	20700	12540
Barley	-	-	-	*	*	-	-	*	*
Wheat	1799	794	736	11548	4214	-	-	6679	1808
Maize	59103	25292	5658	*	*	*	*	67084	28795
Sorghum	*	*	*	*	*	-	-	*	*
Finger millet	*	*	*	*	*	-	-	-	-
Oats / 'Aja'	-	-	-	-	-	-	-	-	-
Rice	-	-	-	-	-	-	-	-	-
Pulses	*	*	*	*	*	*	*	*	*
Horse / Faba beans	*	*	-	-	-	*	*	-	-
Field Peas	*	*	-	*	*	*	*	-	-
Haricot beans	*	*	*	-	-	-	-	*	*
Chick peas	-	-	-	-	-	-	-	-	-
Lentils	-	-	-	-	-	-	-	-	-
Vetch / Grass peas	-	-	-	-	-	-	-	-	-
Soya beans	-	-	-	-	-	-	-	-	-
Fenugreek	-	-	-	-	-	-	-	-	-
Gibto	-	-	-	-	-	-	-	-	-
Oilseeds	*	*	*	*	*	*	*	7647	*
Neug	*	*	*	-	-	-	-	*	*
Linseed	-	-	-	-	-	-	-	*	*
Groundnuts	-	-	-	-	-	-	-	-	-
Safflower	-	-	-	-	-	-	-	-	-
Sesame	*	*	*	*	*	-	-	*	*
Rapeseed	-	-	-	-	-	*	*	*	*
Vegetables	*	*	-	-	-	*	*	2660	*
Lettuce	-	-	-	-	-	-	-	-	-
Head cabbage	-	-	-	-	-	-	-	-	-
Ethiopian cabbage	-	-	-	-	-	-	-	-	-
Tomatoes	-	-	-	-	-	*	*	-	-
Green peppers	*	*	-	-	-	*	*	-	-
Red peppers	*	*	-	-	-	-	-	2660	*
Swiss chard	-	-	-	-	-	-	-	-	-
Root crops	1134	*	*	*	*	*	*	1165	*
Beetroot	*	*	-	-	-	-	-	-	-
Carrot	-	-	-	-	-	-	-	-	-
Onion	*	*	*	-	-	-	-	*	*
Potatoes	-	-	-	-	-	*	*	-	-
Garlic	-	-	-	*	*	*	*	-	-
Taro 'Godere'	-	-	-	-	-	-	-	-	-
Sweet potatoes	*	*	*	-	-	-	-	*	*
Other Temporary	-	-	-	-	-	-	-	*	*
Permanent crops	-	-	-	*	*	1124	*	*	*
Avocado	-	-	-	-	-	-	-	-	-
Bananas	-	-	-	-	-	*	*	-	-
Guava	-	-	-	-	-	-	-	-	-
Lemons	-	-	-	-	-	-	-	-	-
Mangoes	-	-	-	-	-	-	-	-	-
Oranges	-	-	-	-	-	-	-	-	-
Papayas	-	-	-	-	-	-	-	-	-
Pineapples	-	-	-	-	-	-	-	-	-
Chat	-	-	-	-	-	*	*	-	-
Coffee	*	*	-	-	-	*	*	-	-
Hops / 'Geshe'	-	-	-	*	*	*	*	-	-
Enset	-	-	-	-	-	-	-	-	-
Sugar cane	-	-	-	-	-	*	*	-	-
Other permanent	-	-	-	-	-	-	-	-	-

Illibabor zone **Table 1.4.3 Number of Holders, Inputs Applied Area and Quantity of Inputs used**

Crop type	All Crop area	All Fertilizer		Natural		DAP		
		Hectare	Quintal	Holder	Hectare	Holder	Hectare	Quintal
All	212725	43485	17254	115886	25409	18844	10283	6024
Cereals	154825	36005	16894	72699	18049	18388	10281	6024
Teff	47545	13445	4287	11227	*	13295	7621	3777
Barley	2460	239	-	4640	239	-	-	-
Wheat	4133	911	*	8217	*	*	*	*
Maize	67865	19552	12439	63091	10817	*	*	*
Sorghum	25720	1629	-	11932	1596	-	-	-
Finger millet	7038	222	*	1675	*	*	*	*
Oats / 'Aja'	*	*	-	*	*	-	-	-
Rice	*	-	-	-	-	-	-	-
Pulses	17744	3354	*	44577	3347	*	*	-
Horse / Faba beans	5872	1705	*	17081	1698	*	*	-
Field Peas	5782	*	-	7514	*	-	-	-
Haricot beans	4299	309	-	27308	309	-	-	-
Chick peas	*	-	-	-	-	-	-	-
Lentils	-	-	-	-	-	-	-	-
Vetch / Grass peas	-	-	-	-	-	-	-	-
Soya beans	*	-	-	-	-	-	-	-
Fenugreek	291	*	-	2509	*	-	-	-
Gibto	-	-	-	-	-	-	-	-
Oilseeds	6088	*	-	5964	*	-	-	-
Neug	4542	*	-	1469	*	-	-	-
Linseed	561	*	-	1612	*	-	-	-
Groundnuts	*	*	-	*	*	-	-	-
Safflower	*	*	-	*	*	-	-	-
Sesame	*	-	-	-	-	-	-	-
Rapeseed	*	*	-	*	*	-	-	-
Vegetables	2581	771	*	59360	678	-	-	-
Lettuce	*	-	-	-	-	-	-	-
Head cabbage	52	12	-	5013	12	-	-	-
Ethiopian cabbage	248	108	-	28756	108	-	-	-
Tomatoes	*	*	-	*	*	-	-	-
Green peppers	247	135	-	27514	135	-	-	-
Red peppers	1959	515	*	17333	422	-	-	-
Swiss chard	*	-	-	-	-	-	-	-
Root crops	1252	367	*	41235	356	*	*	*
Beetroot	41	21	-	11286	20	-	-	-
Carrot	7	2	-	2287	2	-	-	-
Onion	216	28	-	10720	28	-	-	-
Potatoes	*	*	-	1642	*	-	-	-
Garlic	70	37	*	13633	36	*	*	*
Taro 'Godere'	323	*	-	15573	*	-	-	-
Sweet potatoes	499	59	*	6038	*	-	-	-
Other Temporary	737	225	-	15943	225	-	-	-
Permanent crops	29498	2316	-	73804	2306	-	-	-
Avocado	9	*	-	1477	*	-	-	-
Bananas	709	243	-	21029	243	-	-	-
Guava	*	*	-	*	*	-	-	-
Lemons	*	*	-	*	*	-	-	-
Mangoes	136	*	-	5391	*	-	-	-
Oranges	*	*	-	1729	*	-	-	-
Papayas	54	19	-	5495	19	-	-	-
Pineapples	*	*	-	*	*	-	-	-
Chat	1722	390	-	18989	387	-	-	-
Coffee	24773	394	-	14354	391	-	-	-
Hops / 'Geshe'	131	74	-	7647	70	-	-	-
Enset	1549	*	-	51440	*	-	-	-
Sugar cane	253	43	-	6510	43	-	-	-
Other permanent	32	*	-	7323	*	-	-	-

Illibabor zone (Table 1.4.3 contd.)

Crop type	UREA			UREA + DAP			Indigenous seed		
	Holder	Hectare	Quintal	Holder	Hectare	Quintal	Holder	Hectare	Quintal
All	2710	660	338	23688	7133	10891	196601	202916	67025
Cereals	2084	598	268	23469	7076	10602	190305	148260	55340
Teff	1466	*	172	1848	*	339	104700	47475	19613
Barley	-	-	-	-	-	-	28353	2460	2313
Wheat	-	-	-	*	*	-	38196	4116	3659
Maize	*	*	*	22105	6194	10263	168487	61418	22068
Sorghum	-	-	-	*	*	-	114492	25690	5706
Finger millet	-	-	-	-	-	-	43249	7038	1915
Oats / 'Aja'	-	-	-	-	-	-	*	*	*
Rice	-	-	-	-	-	-	*	*	*
Pulses	*	*	*	-	-	-	121651	17594	10786
Horse / Faba beans	*	*	*	-	-	-	47702	5825	4538
Field Peas	-	-	-	-	-	-	26930	5782	3075
Haricot beans	-	-	-	-	-	-	82497	4233	2382
Chick peas	-	-	-	-	-	-	7643	*	*
Lentils	-	-	-	-	-	-	-	-	-
Vetch / Grass peas	-	-	-	-	-	-	-	-	-
Soya beans	-	-	-	-	-	-	*	*	*
Fenugreek	-	-	-	-	-	-	12459	285	81
Gibto	-	-	-	-	-	-	-	-	-
Oilseeds	-	-	-	-	-	-	39960	6040	872
Neug	-	-	-	-	-	-	23064	4542	599
Linseed	-	-	-	-	-	-	12486	561	120
Groundnuts	-	-	-	-	-	-	*	*	*
Safflower	-	-	-	-	-	-	1250	*	*
Sesame	-	-	-	-	-	-	6673	*	*
Rapeseed	-	-	-	-	-	-	*	*	*
Vegetables	*	*	*	*	*	*	121896	2552	*
Lettuce	-	-	-	-	-	-	*	*	*
Head cabbage	-	-	-	*	*	-	15098	52	-
Ethiopian cabbage	-	-	-	-	-	-	54619	248	-
Tomatoes	-	-	-	-	-	-	1135	*	-
Green peppers	-	-	-	-	-	-	45423	247	-
Red peppers	*	*	*	*	*	*	55638	1930	*
Swiss chard	-	-	-	-	-	-	*	*	-
Root crops	-	-	-	*	*	*	93044	1245	*
Beetroot	-	-	-	*	*	-	20593	41	*
Carrot	-	-	-	-	-	-	4259	7	-
Onion	-	-	-	*	*	-	29066	210	-
Potatoes	-	-	-	-	-	-	5720	*	*
Garlic	-	-	-	-	-	-	28467	70	-
Taro 'Godere'	-	-	-	-	-	-	33251	323	-
Sweet potatoes	-	-	-	*	*	*	26034	499	-
Other Temporary	-	-	-	-	-	-	42105	736	*
Permanent crops	-	-	-	-	-	-	162803	26489	-
Avocado	-	-	-	-	-	-	2636	6	-
Bananas	-	-	-	-	-	-	62166	709	-
Guava	-	-	-	-	-	-	2547	*	-
Lemons	-	-	-	-	-	-	*	*	-
Mangoes	-	-	-	-	-	-	19878	136	-
Oranges	-	-	-	-	-	-	8288	40	-
Papayas	-	-	-	-	-	-	18271	52	-
Pineapples	-	-	-	-	-	-	*	*	-
Chat	-	-	-	-	-	-	60577	1717	-
Coffee	-	-	-	-	-	-	89338	21847	-
Hops / 'Geshe'	-	-	-	-	-	-	20780	126	-
Enset	-	-	-	-	-	-	101497	1549	-
Sugar cane	-	-	-	-	-	-	20475	253	-
Other permanent	-	-	-	-	-	-	16826	31	-

Illibabor zone (Table 1.4.3 Contd.)

Crop type	Improved seed			Pesticide		Irrigation		Extension package	
	Holder	Hectare	Quintal	Holder	Hectare	Holder	Hectare	Holder	Hectare
All	40904	9804	1595	40537	19951	3535	*	30522	12621
Cereals	24719	6565	1572	40329	19797	*	*	28452	12385
Teff	*	*	*	35753	17209	-	-	7113	4482
Barley	-	-	-	835	*	-	-	*	*
Wheat	*	*	-	4909	1051	-	-	*	*
Maize	24080	6448	1555	*	*	*	*	26414	7493
Sorghum	*	*	*	2591	878	-	-	*	*
Finger millet	-	-	-	*	*	-	-	-	-
Oats / 'Aja'	-	-	-	-	-	-	-	-	-
Rice	-	-	-	-	-	-	-	-	-
Pulses	*	150	*	*	*	*	*	2862	*
Horse / Faba beans	*	*	-	*	*	-	-	-	-
Field Peas	-	-	-	*	*	-	-	*	*
Haricot beans	*	*	*	*	*	*	*	2132	*
Chick peas	*	*	*	-	-	-	-	-	-
Lentils	-	-	-	-	-	-	-	-	-
Vetch / Grass peas	-	-	-	-	-	-	-	-	-
Soya beans	*	*	*	-	-	-	-	-	-
Fenugreek	*	*	-	-	-	-	-	-	-
Gibto	-	-	-	-	-	-	-	-	-
Oilseeds	*	*	-	*	*	-	-	*	*
Neug	-	-	-	*	*	-	-	-	-
Linseed	-	-	-	*	*	-	-	*	*
Groundnuts	-	-	-	-	-	-	-	-	-
Safflower	-	-	-	-	-	-	-	-	-
Sesame	-	-	-	-	-	-	-	-	-
Rapeseed	*	*	-	-	-	-	-	-	-
Vegetables	*	*	-	*	*	*	*	*	*
Lettuce	-	-	-	-	-	-	-	-	-
Head cabbage	*	*	-	-	-	*	*	-	-
Ethiopian cabbage	-	-	-	*	*	-	-	-	-
Tomatoes	-	-	-	-	-	*	*	-	-
Green peppers	-	-	-	-	-	*	*	-	-
Red peppers	*	*	-	-	-	-	-	*	*
Swiss chard	-	-	-	-	-	-	-	-	-
Root crops	1720	*	-	*	*	*	*	*	*
Beetroot	*	*	-	-	-	*	*	-	-
Carrot	*	*	-	-	-	*	*	-	-
Onion	*	*	-	-	-	*	*	*	*
Potatoes	-	-	-	-	-	-	-	-	-
Garlic	*	*	-	-	-	-	-	-	-
Taro 'Godere'	*	*	-	*	*	-	-	-	-
Sweet potatoes	-	-	-	-	-	*	*	-	-
Other Temporary	*	*	-	-	-	*	*	-	-
Permanent crops	-	-	-	*	*	*	*	1631	*
Avocado	-	-	-	-	-	-	-	-	-
Bananas	-	-	-	-	-	*	*	-	-
Guava	-	-	-	-	-	-	-	-	-
Lemons	-	-	-	-	-	-	-	-	-
Mangoes	-	-	-	-	-	*	*	-	-
Oranges	-	-	-	-	-	-	-	-	-
Papayas	-	-	-	-	-	*	*	-	-
Pineapples	-	-	-	-	-	-	-	-	-
Chat	-	-	-	*	*	*	*	-	-
Coffee	15692	2925	-	-	-	*	*	-	-
Hops / 'Geshe'	-	-	-	-	-	-	-	-	-
Enset	-	-	-	*	*	*	*	-	-
Sugar cane	-	-	-	-	-	*	*	-	-
Other permanent	-	-	-	-	-	-	-	-	-

Jimma zone

Table 1.4.4 Number of Holders, Inputs Applied Area and Quantity of Inputs used

Crop type	All Crop area	All Fertilizer		Natural		DAP		
		Hectare	Quintal	Holder	Hectare	Holder	Hectare	Quintal
All	474768	190847	138864	376704	60387	123713	60152	61091
Cereals	349728	150067	131641	159063	23582	122584	58881	59009
Teff	127747	57565	52027	49378	6615	105307	40056	*
Barley	15303	3197	*	27869	1719	*	*	*
Wheat	39342	14650	*	24356	*	20003	*	*
Maize	113665	71348	71796	94617	8706	46474	13896	10635
Sorghum	47806	2666	*	20838	1835	*	*	*
Finger millet	4621	439	*	*	*	*	*	*
Oats / 'Aja'	*	*	*	*	*	-	-	-
Rice	*	*	-	*	*	-	-	-
Pulses	35135	9905	*	91945	7225	4685	*	*
Horse / Faba beans	22178	6167	*	51051	*	*	*	*
Field Peas	10799	3202	*	14632	1560	*	*	*
Haricot beans	1269	293	*	37382	276	*	*	*
Chick peas	*	*	-	*	*	-	-	-
Lentils	404	*	*	*	*	*	*	*
Vetch / Grass peas	-	-	-	-	-	-	-	-
Soya beans	*	*	-	*	*	-	-	-
Fenugreek	*	*	-	*	*	-	-	-
Gibto	-	-	-	-	-	-	-	-
Oilseeds	12448	*	*	9739	*	*	*	*
Neug	9951	*	-	*	*	-	-	-
Linseed	2335	130	*	2501	*	*	*	*
Groundnuts	*	*	-	*	*	-	-	-
Safflower	*	-	-	-	-	-	-	-
Sesame	*	-	-	-	-	-	-	-
Rapeseed	*	*	*	5769	40	-	-	-
Vegetables	4176	2524	*	277915	2332	*	*	*
Lettuce	*	-	-	-	-	-	-	-
Head cabbage	128	80	*	21778	79	-	-	-
Ethiopian cabbage	2318	2002	*	259299	1856	*	*	*
Tomatoes	*	*	-	*	*	-	-	-
Green peppers	449	328	*	57919	291	*	*	*
Red peppers	*	*	*	15235	*	*	*	*
Swiss chard	-	-	-	-	-	-	-	-
Root crops	8214	5848	*	192000	5678	*	*	*
Beetroot	28	16	-	6143	16	-	-	-
Carrot	*	*	-	*	*	-	-	-
Onion	96	51	-	14790	51	-	-	-
Potatoes	595	371	*	17281	369	*	*	*
Garlic	*	*	*	26184	*	*	*	*
Taro 'Godere'	6996	4992	*	149654	4825	*	*	*
Sweet potatoes	154	90	-	12605	90	-	-	-
Other Temporary	1643	654	*	58518	641	*	*	*
Permanent crops	63425	21440	-	329959	20617	-	-	-
Avocado	*	35	-	10665	35	-	-	-
Bananas	1921	1106	-	97446	989	-	-	-
Guava	*	32	-	13327	32	-	-	-
Lemons	27	*	-	*	*	-	-	-
Mangoes	276	150	-	35152	150	-	-	-
Oranges	325	207	-	32851	159	-	-	-
Papayas	116	72	-	29690	60	-	-	-
Pineapples	*	*	-	1416	*	-	-	-
Chat	7920	4603	-	169556	4207	-	-	-
Coffee	37435	3064	-	104760	2837	-	-	-
Hops / 'Geshe'	146	*	-	5581	*	-	-	-
Enset	14174	11576	-	285834	11552	-	-	-
Sugar cane	644	417	-	72895	417	-	-	-
Other permanent	142	*	-	29985	*	-	-	-

Jimma zone (Table 1.4.4 contd.)

Crop type	UREA			UREA + DAP			Indigenous seed		
	Holder	Hectare	Quintal	Holder	Hectare	Quintal	Holder	Hectare	Quintal
All	20102	*	*	109202	55285	70445	468261	414822	212486
Cereals	20102	*	*	108853	54633	66358	447138	291909	176311
Teff	*	*	*	17833	6129	4995	345708	127446	59143
Barley	*	*	*	-	-	-	130451	15107	25700
Wheat	*	*	*	4338	549	*	153864	39242	54374
Maize	6160	1439	1306	104179	47306	59855	245537	56447	25097
Sorghum	*	*	*	*	*	*	240335	47801	9245
Finger millet	*	*	*	-	-	-	31603	4621	1109
Oats / 'Aja'	-	-	-	*	*	*	18625	*	*
Rice	-	-	-	-	-	-	*	*	*
Pulses	*	*	*	*	*	*	239303	34916	34420
Horse / Faba beans	*	*	*	*	*	*	160861	22131	23873
Field Peas	*	*	*	-	-	-	58062	10635	9567
Haricot beans	*	*	*	-	-	-	72575	1263	669
Chick peas	*	-	-	-	-	-	*	*	*
Lentils	*	*	*	*	*	*	15443	404	175
Vetch / Grass peas	-	-	-	-	-	-	*	-	-
Soya beans	-	-	-	-	-	-	*	*	*
Fenugreek	-	-	-	-	-	-	2153	*	*
Gibto	-	-	-	-	-	-	-	-	-
Oilseeds	*	*	*	*	*	*	99130	12448	1681
Neug	-	-	-	-	-	-	37512	9951	1177
Linseed	*	*	*	*	*	*	59038	2335	475
Groundnuts	-	-	-	-	-	-	*	*	*
Safflower	-	-	-	-	-	-	*	*	*
Sesame	-	-	-	-	-	-	*	*	*
Rapeseed	-	-	-	*	*	*	7871	*	*
Vegetables	*	*	*	*	*	*	338512	4159	*
Lettuce	-	-	-	-	-	-	*	*	-
Head cabbage	*	*	*	-	-	-	21913	111	*
Ethiopian cabbage	*	*	*	*	*	*	307748	2318	*
Tomatoes	-	-	-	-	-	-	1653	*	-
Green peppers	-	-	-	-	-	-	79784	449	*
Red peppers	-	-	-	-	-	-	30434	*	*
Swiss chard	-	-	-	-	-	-	-	-	-
Root crops	-	-	-	*	*	*	253997	8202	-
Beetroot	-	-	-	-	-	-	5727	*	-
Carrot	-	-	-	-	-	-	*	*	-
Onion	-	-	-	-	-	-	18423	94	-
Potatoes	-	-	-	-	-	-	25194	595	-
Garlic	-	-	-	-	-	-	35437	*	-
Taro 'Godere'	-	-	-	*	*	*	197893	6996	-
Sweet potatoes	-	-	-	-	-	-	19737	154	-
Other Temporary	*	*	*	*	*	*	90726	1643	*
Permanent crops	-	-	-	-	-	-	435355	61545	-
Avocado	-	-	-	-	-	-	19169	*	-
Bananas	-	-	-	-	-	-	161556	1901	-
Guava	-	-	-	-	-	-	27375	*	-
Lemons	-	-	-	-	-	-	7764	27	-
Mangoes	-	-	-	-	-	-	56937	272	-
Oranges	-	-	-	-	-	-	53001	325	-
Papayas	-	-	-	-	-	-	47269	116	-
Pineapples	-	-	-	-	-	-	2564	*	-
Chat	-	-	-	-	-	-	267514	7911	-
Coffee	-	-	-	-	-	-	239228	35591	-
Hops / 'Geshe'	-	-	-	-	-	-	19437	146	-
Enset	-	-	-	-	-	-	354504	14174	-
Sugar cane	-	-	-	-	-	-	98380	644	-
Other permanent	-	-	-	-	-	-	43545	142	-

Jimma zone (Table 1.4.4 Contd.)

Crop type	Improved seed			Pesticide		Irrigation		Extension package	
	Holder	Hectare	Quintal	Holder	Hectare	Holder	Hectare	Holder	Hectare
All	148382	59936	11252	222763	102886	6299	166	143388	81535
Cereals	134404	57819	11074	220085	101586	*	*	139534	77063
Teff	*	*	*	203754	74453	-	-	36787	13044
Barley	*	*	*	31974	2954	*	*	6037	444
Wheat	*	*	*	70311	20599	-	-	7697	*
Maize	133014	57218	10598	5028	1091	*	*	130511	59295
Sorghum	*	*	-	5317	*	-	-	*	*
Finger millet	-	-	-	*	*	-	-	-	-
Oats / 'Aja'	-	-	-	*	*	-	-	-	-
Rice	-	-	-	-	-	-	-	-	-
Pulses	1779	*	*	*	*	-	-	2543	*
Horse / Faba beans	*	*	*	*	*	-	-	-	-
Field Peas	*	*	*	*	*	-	-	-	-
Haricot beans	*	*	-	*	*	-	-	*	*
Chick peas	-	-	-	-	-	-	-	-	-
Lentils	-	-	-	*	*	-	-	*	*
Vetch / Grass peas	-	-	-	-	-	-	-	-	-
Soya beans	-	-	-	-	-	-	-	-	-
Fenugreek	-	-	-	-	-	-	-	-	-
Gibto	-	-	-	-	-	-	-	-	-
Oilseeds	-	-	-	12265	*	-	-	*	*
Neug	-	-	-	*	*	-	-	*	*
Linseed	-	-	-	11865	*	-	-	*	*
Groundnuts	-	-	-	-	-	-	-	-	-
Safflower	-	-	-	-	-	-	-	-	-
Sesame	-	-	-	*	*	-	-	*	*
Rapeseed	-	-	-	-	-	-	-	*	*
Vegetables	3198	*	-	*	*	*	*	-	-
Lettuce	-	-	-	-	-	-	-	-	-
Head cabbage	3198	*	-	-	-	-	-	-	-
Ethiopian cabbage	-	-	-	*	*	*	*	-	-
Tomatoes	-	-	-	-	-	-	-	-	-
Green peppers	-	-	-	-	-	*	*	-	-
Red peppers	-	-	-	*	*	-	-	-	-
Swiss chard	-	-	-	-	-	-	-	-	-
Root crops	3210	*	*	*	*	*	*	*	*
Beetroot	*	*	*	-	-	-	-	-	-
Carrot	*	*	-	-	-	-	-	-	-
Onion	*	*	*	-	-	-	-	*	*
Potatoes	-	-	-	-	-	*	*	*	*
Garlic	*	*	-	-	-	-	-	-	-
Taro 'Godere'	-	-	-	*	*	-	-	-	-
Sweet potatoes	-	-	-	-	-	-	-	*	*
Other Temporary	-	-	-	*	*	*	*	-	-
Permanent crops	-	-	-	7248	322	4329	*	6948	79
Avocado	-	-	-	*	*	*	*	-	-
Bananas	-	-	-	*	*	-	-	-	-
Guava	-	-	-	-	-	-	-	-	-
Lemons	-	-	-	*	*	-	-	-	-
Mangoes	-	-	-	-	-	*	*	-	-
Oranges	-	-	-	*	*	*	*	-	-
Papayas	-	-	-	-	-	-	-	-	-
Pineapples	-	-	-	-	-	-	-	-	-
Chat	-	-	-	4618	*	*	*	-	-
Coffee	16380	1844	-	3262	*	1779	*	-	-
Hops / 'Gesho'	-	-	-	-	-	*	*	-	-
Enset	-	-	-	1483	*	*	*	-	-
Sugar cane	-	-	-	*	*	*	*	-	-
Other permanent	-	-	-	*	*	*	*	-	-

West Shewa zone Table 1.4.5 Number of Holders, Inputs Applied Area and Quantity of Inputs used

Crop type	All	All Fertilizer		Natural		DAP		
	Crop area	Hectare	Quintal	Holder	Hectare	Holder	Hectare	Quintal
All	409470	230285	207878	245341	39624	71455	45100	45543
Cereals	339040	211448	202672	141813	25606	66674	43325	43715
Teff	95438	58559	35506	15196	3246	24720	15081	7111
Barley	63163	45689	49623	36069	4612	24798	9690	*
Wheat	77995	62702	67234	17650	2929	30342	14934	15079
Maize	51934	40864	50186	103128	11290	15329	3586	3347
Sorghum	49740	3522	*	16445	3469	*	*	*
Finger millet	-	-	-	-	-	-	-	-
Oats / 'Aja'	628	113	*	2828	60	*	*	*
Rice	*	-	-	-	-	-	-	-
Pulses	31402	7122	2754	44886	4441	6730	1150	*
Horse / Faba beans	18871	4562	1729	33489	3377	*	490	*
Field Peas	5733	1255	662	6397	591	*	*	*
Haricot beans	*	66	-	5359	66	-	-	-
Chick peas	*	*	*	*	*	-	-	-
Lentils	732	*	*	*	*	*	*	*
Vetch / Grass peas	*	*	-	*	*	-	-	-
Soya beans	-	-	-	-	-	-	-	-
Fenugreek	*	*	*	*	*	*	*	*
Gibto	-	-	-	-	-	-	-	-
Oilseeds	24377	1368	*	20255	632	*	*	*
Neug	10733	*	-	*	*	-	-	-
Linseed	12051	*	*	*	*	-	-	-
Groundnuts	-	-	-	-	-	-	-	-
Safflower	*	*	*	*	*	-	-	-
Sesame	*	-	-	-	-	-	-	-
Rapeseed	1250	892	*	18457	482	*	*	*
Vegetables	3464	2219	*	100797	1372	*	*	*
Lettuce	*	*	-	*	*	-	-	-
Head cabbage	19	13	-	5687	13	-	-	-
Ethiopian cabbage	523	435	*	53981	420	*	*	*
Tomatoes	*	*	-	*	*	-	-	-
Green peppers	*	*	*	34704	*	*	*	*
Red peppers	*	*	*	22119	441	*	*	*
Swiss chard	*	*	-	2032	*	-	-	-
Root crops	2810	1835	*	107752	1401	5946	*	*
Beetroot	69	29	*	14941	29	-	-	-
Carrot	10	*	-	2893	*	-	-	-
Onion	397	211	*	54743	205	*	*	*
Potatoes	1779	1263	*	30131	868	*	*	*
Garlic	371	285	*	60453	275	1404	*	*
Taro 'Godere'	*	*	-	*	*	-	-	-
Sweet potatoes	*	*	*	2416	*	*	*	*
Other Temporary	432	291	*	42215	290	-	-	-
Permanent crops	7945	6000	-	149245	5882	-	-	-
Avocado	-	-	-	-	-	-	-	-
Bananas	349	*	-	6564	*	-	-	-
Guava	*	*	-	*	*	-	-	-
Lemons	*	*	-	2804	*	-	-	-
Mangoes	*	*	-	*	*	-	-	-
Oranges	*	*	-	*	*	-	-	-
Papayas	*	*	-	*	*	-	-	-
Pineapples	-	-	-	-	-	-	-	-
Chat	*	*	-	8184	*	-	-	-
Coffee	104	73	-	8028	72	-	-	-
Hops / 'Geshe'	710	466	-	77441	456	-	-	-
Enset	5589	5040	-	116025	4947	-	-	-
Sugar cane	*	*	-	*	*	-	-	-
Other permanent	80	*	-	11082	*	-	-	-

West Shewa zone (Table 1.4.5 contd.)

Crop type	UREA			UREA + DAP			Indigenous seed		
	Holder	Hectare	Quintal	Holder	Hectare	Quintal	Holder	Hectare	Quintal
All	14959	5658	3046	171232	139903	159289	332727	380315	386987
Cereals	12776	5171	2761	168735	137347	156195	321601	310190	330336
Teff	7070	3893	1438	65637	36339	26956	176889	95438	51441
Barley	2234	604	*	56807	30783	30856	158962	62645	116580
Wheat	2529	403	*	86975	44436	51779	173768	75027	140324
Maize	2874	*	*	58960	25727	46557	179823	26601	10259
Sorghum	*	*	*	*	*	*	114865	49708	10641
Finger millet	-	-	-	-	-	-	-	-	-
Oats / 'Aja'	-	-	-	-	*	*	12202	628	827
Rice	-	-	-	-	-	-	*	*	*
Pulses	*	*	*	11211	1500	1671	154071	31179	47186
Horse / Faba beans	*	*	*	5277	663	1069	118814	18695	31497
Field Peas	-	-	-	2011	*	*	31712	5700	10024
Haricot beans	-	-	-	-	-	-	16522	*	*
Chick peas	-	-	-	*	*	*	*	*	*
Lentils	-	-	-	*	*	*	8338	720	*
Vetch / Grass peas	-	-	-	-	-	-	*	*	*
Soya beans	-	-	-	-	-	-	-	-	-
Fenugreek	-	-	-	*	*	*	10396	*	*
Gibto	-	-	-	-	-	-	-	-	-
Oilseeds	*	*	*	4902	*	*	95601	24377	9462
Neug	-	-	-	-	-	-	33971	10733	1989
Linseed	-	-	-	*	*	*	44828	12051	6708
Groundnuts	-	-	-	-	-	-	-	-	-
Safflower	*	*	*	*	*	*	*	*	*
Sesame	-	-	-	-	-	-	*	*	*
Rapeseed	-	-	-	*	*	*	30823	1250	*
Vegetables	*	*	*	*	*	*	140041	3454	-
Lettuce	-	-	-	-	-	-	*	*	*
Head cabbage	-	-	-	-	-	-	7506	*	-
Ethiopian cabbage	*	*	*	*	*	*	63360	523	-
Tomatoes	-	-	-	-	-	-	1395	*	-
Green peppers	-	-	-	*	*	*	49973	*	-
Red peppers	*	*	*	*	*	*	41181	*	-
Swiss chard	-	-	-	-	-	-	*	*	-
Root crops	*	*	*	3817	*	*	143165	2776	*
Beetroot	-	-	-	*	*	*	19192	*	-
Carrot	-	-	-	-	-	-	2974	*	-
Onion	*	*	*	*	*	*	75071	397	-
Potatoes	-	-	-	*	*	*	46529	1750	-
Garlic	-	-	-	*	*	*	74170	371	*
Taro 'Godere'	-	-	-	-	-	-	*	*	-
Sweet potatoes	-	-	-	-	-	-	*	*	-
Other Temporary	-	-	-	*	*	*	57973	432	*
Permanent crops	-	-	-	-	-	-	195692	7907	-
Avocado	-	-	-	-	-	-	-	-	-
Bananas	-	-	-	-	-	-	15031	349	-
Guava	-	-	-	-	-	-	*	*	-
Lemons	-	-	-	-	-	-	5348	*	-
Mangoes	-	-	-	-	-	-	*	*	-
Oranges	-	-	-	-	-	-	*	*	-
Papayas	-	-	-	-	-	-	*	*	-
Pineapples	-	-	-	-	-	-	-	-	-
Chat	-	-	-	-	-	-	19580	*	-
Coffee	-	-	-	-	-	-	12117	66	-
Hops / 'Gesho'	-	-	-	-	-	-	109887	710	-
Enset	-	-	-	-	-	-	138195	5589	-
Sugar cane	-	-	-	-	-	-	10236	*	-
Other permanent	-	-	-	-	-	-	19781	80	-

West Shewa zone (Table 1.4.5 Contd.)

Crop type	Improved seed			Pesticide		Irrigation		Extension package	
	Holder	Hectare	Quintal	Holder	Hectare	Holder	Hectare	Holder	Hectare
All	67775	29155	10715	172861	142089	27504	1729	87131	67667
Cereals	64955	28850	10461	170706	140016	*	*	83812	66964
Teff	-	-	-	101557	56629	*	*	24293	*
Barley	1803	*	*	60925	26938	*	*	14430	*
Wheat	6239	2967	4207	102508	51862	*	*	32317	16038
Maize	57954	25332	5447	*	*	*	*	45492	19505
Sorghum	*	*	*	4678	*	-	-	*	*
Finger millet	-	-	-	-	-	-	-	-	-
Oats / 'Aja'	-	-	-	2426	149	-	-	-	-
Rice	-	-	-	-	-	-	-	-	-
Pulses	1420	*	*	2711	546	*	*	*	*
Horse / Faba beans	*	*	*	1665	*	-	-	-	-
Field Peas	*	*	-	*	*	-	-	*	*
Haricot beans	-	-	-	-	-	-	-	-	-
Chick peas	-	-	-	-	-	-	-	-	-
Lentils	*	*	*	-	-	-	-	-	-
Vetch / Grass peas	-	-	-	-	-	-	-	-	-
Soya beans	-	-	-	-	-	-	-	-	-
Fenugreek	-	-	-	*	*	*	*	-	-
Gibto	-	-	-	-	-	-	-	-	-
Oilseeds	-	-	-	4953	1052	-	-	*	*
Neug	-	-	-	-	-	-	-	-	-
Linseed	-	-	-	4953	1052	-	-	*	*
Groundnuts	-	-	-	-	-	-	-	-	-
Safflower	-	-	-	-	-	-	-	-	-
Sesame	-	-	-	-	-	-	-	-	-
Rapeseed	-	-	-	-	-	-	-	*	*
Vegetables	*	*	-	-	-	14856	*	1470	*
Lettuce	*	*	-	-	-	*	*	-	-
Head cabbage	*	*	-	-	-	*	*	-	-
Ethiopian cabbage	-	-	-	-	-	*	*	-	-
Tomatoes	-	-	-	-	-	*	*	-	-
Green peppers	-	-	-	-	-	*	*	-	-
Red peppers	*	*	-	-	-	*	*	1470	*
Swiss chard	*	*	-	-	-	-	-	-	-
Root crops	*	*	-	*	*	5658	*	*	*
Beetroot	*	*	-	-	-	1482	*	-	-
Carrot	*	*	-	-	-	*	*	-	-
Onion	-	-	-	-	-	3936	*	*	*
Potatoes	*	*	-	*	*	*	*	*	*
Garlic	-	-	-	-	-	2891	*	-	-
Taro 'Godere'	-	-	-	-	-	-	-	-	-
Sweet potatoes	-	-	-	-	-	-	-	-	-
Other Temporary	-	-	-	*	*	*	*	-	-
Permanent crops	-	-	-	*	*	19790	919	2253	*
Avocado	-	-	-	-	-	-	-	-	-
Bananas	-	-	-	*	*	6243	*	-	-
Guava	-	-	-	-	-	-	-	-	-
Lemons	-	-	-	-	-	*	*	-	-
Mangoes	-	-	-	-	-	*	*	-	-
Oranges	-	-	-	-	-	*	*	-	-
Papayas	-	-	-	-	-	*	*	-	-
Pineapples	-	-	-	-	-	-	-	-	-
Chat	-	-	-	*	*	*	*	-	-
Coffee	*	*	-	-	-	*	*	-	-
Hops / 'Geshe'	-	-	-	-	-	9897	*	-	-
Enset	-	-	-	-	-	*	5	-	-
Sugar cane	-	-	-	*	*	7355	*	-	-
Other permanent	-	-	-	-	-	*	*	-	-

Table 1. 4.6 Number of Holders, Inputs Applied Area and Quantity of Inputs used

Crop type	All Crop area	All Fertilizer		Natural		DAP		
		Hectare	Quintal	Holder	Hectare	Holder	Hectare	Quintal
All	325157	95165	80973	137438	24932	8546	4488	*
Cereals	268472	86659	79752	95040	17519	7698	4254	*
Teff	94041	45431	44385	8511	2563	*	1889	1349
Barley	81728	9882	*	25246	6908	*	*	*
Wheat	41726	25341	31784	13416	2388	*	*	*
Maize	5305	3440	*	58986	3302	-	-	-
Sorghum	44486	2259	*	7711	2065	-	-	-
Finger millet	-	-	-	-	-	-	-	-
Oats / 'Aja'	1125	*	-	1690	*	-	-	-
Rice	*	*	*	*	*	-	-	-
Pulses	44689	7136	290	37008	6479	*	*	*
Horse / Faba beans	23459	5498	*	34316	5204	*	*	*
Field Peas	5979	1035	*	8477	939	*	*	*
Haricot beans	260	*	-	1952	*	-	-	-
Chick peas	4197	*	*	-	-	-	-	-
Lentils	3928	192	*	*	*	-	-	-
Vetch / Grass peas	6522	*	*	*	*	-	-	-
Soya beans	-	-	-	-	-	-	-	-
Fenugreek	*	*	*	*	*	-	-	-
Gibto	-	-	-	-	-	-	-	-
Oilseeds	10623	*	*	10662	202	-	-	-
Neug	4005	*	-	*	*	-	-	-
Linseed	5812	-	-	-	-	-	-	-
Groundnuts	-	-	-	-	-	-	-	-
Safflower	*	*	*	*	*	-	-	-
Sesame	*	*	-	*	*	-	-	-
Rapeseed	143	110	*	8527	95	-	-	-
Vegetables	392	*	-	36524	*	-	-	-
Lettuce	*	*	-	*	*	-	-	-
Head cabbage	*	*	-	*	*	-	-	-
Ethiopian cabbage	*	*	-	22657	*	-	-	-
Tomatoes	*	*	-	*	*	-	-	-
Green peppers	68	*	-	9418	*	-	-	-
Red peppers	51	*	-	3303	*	-	-	-
Swiss chard	*	*	-	1948	*	-	-	-
Root crops	303	204	*	36639	163	-	-	-
Beetroot	7	*	-	*	*	-	-	-
Carrot	3	2	-	3190	2	-	-	-
Onion	46	30	*	7490	24	-	-	-
Potatoes	41	*	-	2413	*	-	-	-
Garlic	205	152	*	32117	117	-	-	-
Taro 'Godere'	-	-	-	-	-	-	-	-
Sweet potatoes	*	*	-	*	*	-	-	-
Other Temporary	*	*	-	12336	*	-	-	-
Permanent crops	431	187	-	30001	186	-	-	-
Avocado	*	*	-	*	*	-	-	-
Bananas	*	*	-	*	*	-	-	-
Guava	-	-	-	-	-	-	-	-
Lemons	*	*	-	*	*	-	-	-
Mangoes	-	-	-	-	-	-	-	-
Oranges	*	-	-	-	-	-	-	-
Papayas	-	-	-	-	-	-	-	-
Pineapples	-	-	-	-	-	-	-	-
Chat	*	*	-	1337	*	-	-	-
Coffee	*	*	-	*	*	-	-	-
Hops / 'Gesho'	279	109	-	23056	109	-	-	-
Enset	*	*	-	*	*	-	-	-
Sugar cane	*	*	-	*	*	-	-	-
Other permanent	39	24	-	7240	24	-	-	-

North Shewa (Oromia Region) zone (Table 1.4.6 contd.)

Crop type	UREA			UREA + DAP			Indigenous seed		
	Holder	Hectare	Quintal	Holder	Hectare	Quintal	Holder	Hectare	Quintal
All	7796	2956	1669	72664	62789	75374	232571	321888	263813
Cereals	6930	2723	1504	72399	62163	74358	226146	266042	206880
Teff	4265	*	794	56096	39327	42242	148482	93139	42021
Barley	*	*	*	3931	*	*	108159	81597	94285
Wheat	2445	677	*	45840	21223	30318	109142	40682	55376
Maize	-	-	-	*	*	*	82588	5209	2932
Sorghum	-	-	-	*	*	*	70792	44228	11004
Finger millet	-	-	-	-	-	-	-	-	-
Oats / 'Aja'	-	-	-	-	-	-	8913	1125	1246
Rice	-	-	-	*	*	*	*	*	*
Pulses	*	*	*	2660	389	245	130630	43986	54205
Horse / Faba beans	*	*	*	*	*	*	105903	22967	31787
Field Peas	*	*	*	*	*	*	42915	5783	8880
Haricot beans	-	-	-	-	-	-	7874	260	170
Chick peas	-	-	-	*	*	*	14272	4197	3416
Lentils	-	-	-	1089	*	*	18738	3928	2979
Vetch / Grass peas	-	-	-	*	*	*	27717	6507	6801
Soya beans	-	-	-	-	-	-	-	-	-
Fenugreek	-	-	-	*	*	*	5228	*	*
Gibto	-	-	-	-	-	-	-	-	-
Oilseeds	*	*	*	*	*	*	52570	10491	2704
Neug	-	-	-	-	-	-	20742	3985	625
Linseed	-	-	-	-	-	-	26208	5812	1899
Groundnuts	-	-	-	-	-	-	-	-	-
Safflower	*	*	*	*	*	*	*	*	*
Sesame	-	-	-	-	-	-	*	*	*
Rapeseed	-	-	-	*	*	*	9784	134	25
Vegetables	-	-	-	-	-	-	47771	391	-
Lettuce	-	-	-	-	-	-	*	*	-
Head cabbage	-	-	-	-	-	-	*	*	-
Ethiopian cabbage	-	-	-	-	-	-	28122	*	-
Tomatoes	-	-	-	-	-	-	1902	*	-
Green peppers	-	-	-	-	-	-	14118	68	-
Red peppers	-	-	-	-	-	-	5048	51	-
Swiss chard	-	-	-	-	-	-	2154	*	-
Root crops	*	*	*	1018	*	*	51708	301	*
Beetroot	-	-	-	-	-	-	3318	6	-
Carrot	-	-	-	-	-	-	3742	2	-
Onion	-	-	-	*	*	*	12880	46	-
Potatoes	-	-	-	-	-	-	4314	41	-
Garlic	*	*	*	*	*	*	43909	205	*
Taro 'Godere'	-	-	-	-	-	-	-	-	-
Sweet potatoes	-	-	-	-	-	-	*	*	-
Other Temporary	-	-	-	-	-	-	22964	*	*
Permanent crops	-	-	-	-	-	-	44346	430	-
Avocado	-	-	-	-	-	-	-	-	-
Bananas	-	-	-	-	-	-	3606	*	-
Guava	-	-	-	-	-	-	-	-	-
Lemons	-	-	-	-	-	-	*	*	-
Mangoes	-	-	-	-	-	-	-	-	-
Oranges	-	-	-	-	-	-	*	*	-
Papayas	-	-	-	-	-	-	-	-	-
Pineapples	-	-	-	-	-	-	-	-	-
Chat	-	-	-	-	-	-	1808	*	-
Coffee	-	-	-	-	-	-	*	*	-
Hops / 'Geshe'	-	-	-	-	-	-	34744	279	-
Enset	-	-	-	-	-	-	*	*	-
Sugar cane	-	-	-	-	-	-	*	*	-
Other permanent	-	-	-	-	-	-	10377	39	-

North Shewa (Oromia Region) zone (Table 1.4.6 Contd.)

Crop type	Improved seed			Pesticide		Irrigation		Extension package	
	Holder	Hectare	Quintal	Holder	Hectare	Holder	Hectare	Holder	Hectare
All	12995	3269	*	25630	15399	8196	*	15931	*
Cereals	8075	2430	*	25359	15006	*	*	15648	12981
Teff	*	*	*	12540	6651	*	*	*	*
Barley	*	*	-	5694	2322	-	-	*	*
Wheat	*	*	*	14523	5918	*	*	11715	5416
Maize	*	*	*	*	*	-	-	*	*
Sorghum	*	*	*	-	-	-	-	*	*
Finger millet	-	-	-	-	-	-	-	-	-
Oats / 'Aja'	-	-	-	-	-	-	-	-	-
Rice	-	-	-	*	*	-	-	*	*
Pulses	*	*	-	*	*	*	*	*	*
Horse / Faba beans	*	*	-	*	*	*	*	-	-
Field Peas	*	*	-	-	-	*	*	*	*
Haricot beans	-	-	-	-	-	-	-	-	-
Chick peas	-	-	-	-	-	-	-	*	*
Lentils	-	-	-	-	-	-	-	*	*
Vetch / Grass peas	*	*	-	-	-	-	-	-	-
Soya beans	-	-	-	-	-	-	-	-	-
Fenugreek	-	-	-	-	-	-	-	-	-
Gibto	-	-	-	-	-	-	-	-	-
Oilseeds	*	*	*	*	*	-	-	*	*
Neug	*	*	-	-	-	-	-	*	*
Linseed	-	-	-	*	*	-	-	*	*
Groundnuts	-	-	-	-	-	-	-	-	-
Safflower	*	*	-	-	-	-	-	-	-
Sesame	*	*	-	-	-	-	-	-	-
Rapeseed	*	*	*	-	-	-	-	-	-
Vegetables	*	*	-	-	-	*	*	-	-
Lettuce	*	*	-	-	-	*	*	-	-
Head cabbage	-	-	-	-	-	*	*	-	-
Ethiopian cabbage	*	*	-	-	-	*	*	-	-
Tomatoes	-	-	-	-	-	*	*	-	-
Green peppers	-	-	-	-	-	*	*	-	-
Red peppers	-	-	-	-	-	-	-	-	-
Swiss chard	*	*	-	-	-	*	*	-	-
Root crops	*	*	-	-	-	1039	*	-	-
Beetroot	*	*	-	-	-	*	*	-	-
Carrot	*	*	-	-	-	*	*	-	-
Onion	-	-	-	-	-	*	*	-	-
Potatoes	-	-	-	-	-	*	*	-	-
Garlic	*	*	-	-	-	*	*	-	-
Taro 'Godere'	-	-	-	-	-	-	-	-	-
Sweet potatoes	-	-	-	-	-	-	-	-	-
Other Temporary	-	-	-	-	-	*	*	-	-
Permanent crops	-	-	-	-	-	6628	*	-	-
Avocado	-	-	-	-	-	-	-	-	-
Bananas	-	-	-	-	-	*	*	-	-
Guava	-	-	-	-	-	-	-	-	-
Lemons	-	-	-	-	-	*	*	-	-
Mangoes	-	-	-	-	-	-	-	-	-
Oranges	-	-	-	-	-	*	*	-	-
Papayas	-	-	-	-	-	-	-	-	-
Pineapples	-	-	-	-	-	-	-	-	-
Chat	-	-	-	-	-	*	*	-	-
Coffee	-	-	-	-	-	*	*	-	-
Hops / 'Geshe'	-	-	-	-	-	*	*	-	-
Enset	-	-	-	-	-	*	*	-	-
Sugar cane	-	-	-	-	-	*	*	-	-
Other permanent	-	-	-	-	-	*	*	-	-

Table 1.4.7 Number of Holders, Inputs Applied Area and Quantity of Inputs used

Crop type	All Crop area	All Fertilizer		Natural		DAP		
		Hectare	Quintal	Holder	Hectare	Holder	Hectare	Quintal
All	409370	227157	222666	156448	34489	89391	57266	45574
Cereals	333005	206355	209055	103929	27994	77054	51368	39554
Teff	125419	98446	107771	3566	489	33937	21403	15229
Barley	13006	9272	10431	4508	542	17969	4457	4691
Wheat	49960	41535	65192	3461	*	20302	7323	7108
Maize	125624	54559	24677	96602	24249	33974	17409	11952
Sorghum	17692	1932	607	10645	1142	5855	*	384
Finger millet	1239	553	328	*	*	*	*	189
Oats / 'Aja'	*	*	*	-	-	-	-	-
Rice	-	-	-	-	-	-	-	-
Pulses	60796	10542	5775	32302	3402	15967	3411	2442
Horse / Faba beans	4125	1369	*	15888	1103	*	*	*
Field Peas	4156	*	*	*	*	*	*	*
Haricot beans	34339	6800	3614	17566	*	12164	2764	2095
Chick peas	12551	*	*	1204	*	*	*	*
Lentils	1165	256	167	*	*	*	*	*
Vetch / Grass peas	3537	*	*	-	-	*	*	*
Soya beans	-	-	-	-	-	-	-	-
Fenugreek	732	*	*	*	*	*	*	*
Gibto	*	*	*	-	-	-	-	-
Oilseeds	1777	239	*	9977	*	*	*	*
Neug	*	-	-	-	-	-	-	-
Linseed	238	*	*	*	*	*	*	*
Groundnuts	-	-	-	-	-	-	-	-
Safflower	72	*	*	*	*	*	*	*
Sesame	937	*	-	*	*	-	-	-
Rapeseed	525	94	*	8285	74	*	*	*
Vegetables	2292	1201	*	55945	578	1766	*	*
Lettuce	*	*	-	*	*	-	-	-
Head cabbage	*	*	*	*	*	-	-	-
Ethiopian cabbage	792	469	*	44536	418	1140	*	*
Tomatoes	*	*	*	2388	9	*	*	*
Green peppers	281	70	9	13908	60	*	*	*
Red peppers	*	*	*	3887	*	-	-	-
Swiss chard	-	-	-	-	-	-	-	-
Root crops	8413	6746	5878	22045	455	13965	1991	1992
Beetroot	*	*	*	*	*	*	*	*
Carrot	*	*	*	1472	*	-	-	-
Onion	813	*	*	9924	*	2576	*	*
Potatoes	7078	*	*	8056	*	*	1756	1761
Garlic	38	21	*	6017	18	*	*	*
Taro 'Godere'	-	-	-	-	-	-	-	-
Sweet potatoes	*	*	-	*	*	-	-	-
Other Temporary	1190	546	*	25890	381	*	*	*
Permanent crops	1898	*	-	39229	*	-	-	-
Avocado	*	*	-	*	*	-	-	-
Bananas	*	*	-	*	*	-	-	-
Guava	*	*	-	*	*	-	-	-
Lemons	-	-	-	-	-	-	-	-
Mangoes	*	*	-	*	*	-	-	-
Oranges	*	*	-	*	*	-	-	-
Papayas	*	*	-	*	*	-	-	-
Pineapples	-	-	-	-	-	-	-	-
Chat	*	*	-	*	*	-	-	-
Coffee	*	*	-	*	*	-	-	-
Hops / 'Geshe'	582	232	-	13838	231	-	-	-
Enset	*	*	-	21274	*	-	-	-
Sugar cane	*	*	-	*	*	-	-	-
Other permanent	10	*	-	1872	*	-	-	-

East Shewa zone (Table 1.4.7 contd.)

Crop type	UREA			UREA + DAP			Indigenous seed		
	Holder	Hectare	Quintal	Holder	Hectare	Quintal	Holder	Hectare	Quintal
All	21581	6368	3247	118806	129035	173844	330472	382278	306933
Cereals	17399	5109	2364	107940	121883	167137	310515	307345	246630
Teff	5082	1966	787	77915	74588	91755	170282	125261	68736
Barley	3331	536	*	17855	3736	5299	61749	13006	28919
Wheat	3113	*	*	53120	31920	57762	96068	46587	85847
Maize	5581	1644	715	21562	11257	12010	231850	103595	59133
Sorghum	*	*	*	*	*	*	83339	17611	3334
Finger millet	*	*	*	*	*	*	16946	1221	564
Oats / 'Aja'	*	*	*	*	*	*	*	*	*
Rice	-	-	-	-	-	-	-	-	-
Pulses	1893	*	*	12619	3013	2948	185271	59830	59400
Horse / Faba beans	*	*	*	*	*	*	49024	4125	4909
Field Peas	-	-	-	*	*	*	18440	4156	4600
Haricot beans	*	*	*	6026	1284	1176	137921	33373	33390
Chick peas	-	-	-	-	-	-	32255	12551	12640
Lentils	*	*	*	2310	120	*	14985	1165	530
Vetch / Grass peas	-	-	-	-	-	-	25233	3537	2904
Soya beans	-	-	-	-	-	-	-	-	-
Fenugreek	-	-	-	*	*	*	9818	732	278
Gibto	-	-	-	*	*	*	*	*	*
Oilseeds	*	*	*	1721	*	*	46101	1777	827
Neug	-	-	-	-	-	-	*	*	*
Linseed	-	-	-	*	*	*	5912	238	68
Groundnuts	-	-	-	-	-	-	-	-	-
Safflower	-	-	-	*	*	*	3930	72	15
Sesame	-	-	-	-	-	-	12410	937	648
Rapeseed	*	*	*	*	*	*	27493	525	94
Vegetables	*	*	*	4475	*	*	97701	2269	-
Lettuce	-	-	-	-	-	-	*	*	-
Head cabbage	-	-	-	*	*	*	*	*	-
Ethiopian cabbage	-	-	-	2009	*	*	70321	779	-
Tomatoes	-	-	-	*	*	*	5717	*	-
Green peppers	*	*	*	*	*	*	28135	281	-
Red peppers	-	-	-	*	*	*	11573	*	-
Swiss chard	-	-	-	-	-	-	-	-	-
Root crops	*	*	*	19569	*	3427	67388	7971	*
Beetroot	-	-	-	*	*	*	*	*	-
Carrot	-	-	-	*	*	*	2051	*	-
Onion	-	-	-	*	*	*	22062	*	*
Potatoes	*	*	*	*	*	*	41953	7078	-
Garlic	-	-	-	*	*	*	11769	38	-
Taro 'Godere'	-	-	-	-	-	-	-	-	-
Sweet potatoes	-	-	-	-	-	-	1826	*	-
Other Temporary	-	-	-	*	*	*	50775	1190	*
Permanent crops	-	-	-	-	-	-	55722	1897	-
Avocado	-	-	-	-	-	-	*	*	-
Bananas	-	-	-	-	-	-	*	*	-
Guava	-	-	-	-	-	-	*	*	-
Lemons	-	-	-	-	-	-	-	-	-
Mangoes	-	-	-	-	-	-	*	*	-
Oranges	-	-	-	-	-	-	*	*	-
Papayas	-	-	-	-	-	-	*	*	-
Pineapples	-	-	-	-	-	-	-	-	-
Chat	-	-	-	-	-	-	*	*	-
Coffee	-	-	-	-	-	-	*	*	-
Hops / 'Geshe'	-	-	-	-	-	-	26092	582	-
Enset	-	-	-	-	-	-	22460	*	-
Sugar cane	-	-	-	-	-	-	*	*	-
Other permanent	-	-	-	-	-	-	4116	10	-

East Shewa zone (Table 1.4.7 Contd.)

Crop type	Improved seed			Pesticide		Irrigation		Extension package	
	Holder	Hectare	Quintal	Holder	Hectare	Holder	Hectare	Holder	Hectare
All	56269	27091	11373	102660	91891	6197	*	31493	20547
Cereals	50683	25659	10865	98525	89224	*	*	29991	18047
Teff	*	*	*	75713	60995	-	-	4768	*
Barley	-	-	-	17905	3809	-	-	-	-
Wheat	8658	3373	5592	48704	20809	-	-	6352	3268
Maize	42551	22029	5180	4455	*	*	*	23686	10897
Sorghum	*	*	-	*	*	-	-	2208	238
Finger millet	*	*	*	-	-	-	-	-	-
Oats / 'Aja'	-	-	-	-	-	-	-	-	-
Rice	-	-	-	-	-	-	-	-	-
Pulses	5386	966	*	4402	*	*	*	4232	*
Horse / Faba beans	-	-	-	*	*	-	-	-	-
Field Peas	-	-	-	*	*	-	-	*	*
Haricot beans	5386	966	*	*	*	*	*	4232	*
Chick peas	-	-	-	*	*	-	-	-	-
Lentils	-	-	-	*	*	-	-	-	-
Vetch / Grass peas	-	-	-	*	*	-	-	-	-
Soya beans	-	-	-	-	-	-	-	-	-
Fenugreek	-	-	-	-	-	-	-	-	-
Gibto	-	-	-	*	*	-	-	-	-
Oilseeds	-	-	-	*	*	-	-	*	*
Neug	-	-	-	-	-	-	-	-	-
Linseed	-	-	-	*	*	-	-	-	-
Groundnuts	-	-	-	-	-	-	-	-	-
Safflower	-	-	-	-	-	-	-	-	-
Sesame	-	-	-	-	-	-	-	*	*
Rapeseed	-	-	-	-	-	-	-	*	*
Vegetables	*	*	-	*	*	*	*	*	*
Lettuce	-	-	-	-	-	-	-	-	-
Head cabbage	*	*	-	-	-	*	*	-	-
Ethiopian cabbage	*	*	-	*	*	*	*	-	-
Tomatoes	*	*	-	*	*	*	*	*	*
Green peppers	-	-	-	*	*	*	*	-	-
Red peppers	-	-	-	*	*	-	-	*	*
Swiss chard	-	-	-	-	-	-	-	-	-
Root crops	*	*	-	2070	*	*	*	*	*
Beetroot	*	*	-	-	-	*	*	-	-
Carrot	*	*	-	-	-	-	-	-	-
Onion	*	*	-	*	*	*	*	-	-
Potatoes	-	-	-	*	*	*	*	*	*
Garlic	-	-	-	-	-	-	-	-	-
Taro 'Godere'	-	-	-	-	-	-	-	-	-
Sweet potatoes	-	-	-	-	-	*	*	-	-
Other Temporary	-	-	-	-	-	*	*	-	-
Permanent crops	-	-	-	-	-	1855	*	*	*
Avocado	-	-	-	-	-	*	*	-	-
Bananas	-	-	-	-	-	-	-	-	-
Guava	-	-	-	-	-	-	-	-	-
Lemons	-	-	-	-	-	-	-	-	-
Mangoes	-	-	-	-	-	*	*	-	-
Oranges	-	-	-	-	-	-	-	-	-
Papayas	-	-	-	-	-	*	*	-	-
Pineapples	-	-	-	-	-	-	-	-	-
Chat	-	-	-	-	-	*	*	-	-
Coffee	-	-	-	-	-	*	*	-	-
Hops / 'Gesho'	-	-	-	-	-	-	-	-	-
Enset	-	-	-	-	-	*	*	-	-
Sugar cane	-	-	-	-	-	*	*	-	-
Other permanent	-	-	-	-	-	*	*	-	-

Arsi zone

Table 1. 4.8 Number of Holders, Inputs Applied Area and Quantity of Inputs used

Crop type	All Crop area	All Fertilizer		Natural		DAP		
		Hectare	Quintal	Holder	Hectare	Holder	Hectare	Quintal
All	544626	325279	185608	245607	38733	324543	270818	162591
Cereals	420241	280720	161377	133549	23125	310287	245761	149876
Teff	73178	42404	20092	9793	1549	85238	36962	17879
Barley	104059	81916	45905	22036	1913	152634	78845	45148
Wheat	149391	122665	83648	12795	2989	191712	114925	79882
Maize	66447	28365	11260	107192	12399	71652	14124	6608
Sorghum	25655	4808	230	14633	4129	3111	591	*
Finger millet	-	-	-	-	-	-	-	-
Oats / 'Aja'	1511	562	*	*	*	5634	314	155
Rice	-	-	-	-	-	-	-	-
Pulses	44775	21677	6709	38910	5510	69057	15722	6572
Horse / Faba beans	19574	12627	4442	21887	3301	49156	9081	4325
Field Peas	9447	5367	*	6294	*	16937	3857	*
Haricot beans	*	2794	745	13794	578	7728	*	739
Chick peas	*	*	*	-	-	*	*	*
Lentils	901	466	85	*	*	3921	*	75
Vetch / Grass peas	*	*	-	*	*	-	-	-
Soya beans	-	-	-	-	-	-	-	-
Fenugreek	1329	*	*	*	*	3301	*	*
Gibto	-	-	-	-	-	-	-	-
Oilseeds	51154	5763	*	14322	1274	13404	4178	*
Neug	*	-	-	-	-	-	-	-
Linseed	46938	5364	*	5258	1141	11120	3913	*
Groundnuts	*	*	-	*	*	-	-	-
Safflower	*	-	-	-	-	-	-	-
Sesame	*	*	-	*	*	-	-	-
Rapeseed	*	372	*	8411	106	3117	*	*
Vegetables	5736	3505	*	75092	1107	17723	1056	816
Lettuce	*	-	-	-	-	-	-	-
Head cabbage	*	*	*	2529	*	4897	*	*
Ethiopian cabbage	1022	635	*	52611	586	5740	*	*
Tomatoes	*	*	*	*	*	*	*	*
Green peppers	457	*	*	12159	115	*	*	*
Red peppers	*	*	*	7881	*	*	*	*
Swiss chard	*	*	-	*	*	-	-	-
Root crops	12777	7942	*	73557	2332	40911	3875	3555
Beetroot	213	125	45	12892	63	3976	*	45
Carrot	*	55	*	3244	*	2709	50	*
Onion	*	*	*	39774	482	7046	*	*
Potatoes	4805	3237	*	*	*	*	*	*
Garlic	1712	*	*	36647	*	4972	*	*
Taro 'Godere'	-	-	-	-	-	-	-	-
Sweet potatoes	*	*	-	*	*	-	-	-
Other								
Temporary	*	483	*	26477	281	*	*	*
Permanent crops	8278	5189	-	85060	5104	-	-	-
Avocado	*	*	-	*	*	-	-	-
Bananas	*	*	-	*	*	-	-	-
Guava	*	*	-	*	*	-	-	-
Lemons	-	-	-	-	-	-	-	-
Mangoes	*	*	-	*	*	-	-	-
Oranges	*	*	-	*	*	-	-	-
Papayas	*	*	-	*	*	-	-	-
Pineapples	-	-	-	-	-	-	-	-
Chat	1650	390	-	12724	387	-	-	-
Coffee	*	*	-	*	*	-	-	-
Hops / 'Geshe'	479	266	-	19742	246	-	-	-
Enset	*	*	-	44916	*	-	-	-
Sugar cane	*	*	-	*	*	-	-	-
Other permanent	*	*	-	*	*	-	-	-

Arsi zone (Table 1.4.8 contd.)

Crop type	UREA			UREA + DAP			Indigenous seed		
	Holder	Hectare	Quintal	Holder	Hectare	Quintal	Holder	Hectare	Quintal
All	14154	4445	*	23243	11283	*	507759	532008	679663
Cereals	8942	3251	2338	16706	8583	9163	473870	409277	597770
Teff	3945	798	233	7522	*	1980	167290	72945	41538
Barley	2076	*	*	*	*	*	228802	103637	203572
Wheat	*	*	*	7361	3307	3093	264169	143846	304140
Maize	*	*	*	5650	1672	*	297469	62148	38827
Sorghum	-	-	-	*	*	*	85526	25191	6289
Finger millet	-	-	-	-	-	-	-	-	-
Oats / 'Aja'	-	-	-	*	*	*	20267	1511	3404
Rice	-	-	-	-	-	-	-	-	-
Pulses	*	*	*	2806	*	*	213907	44273	51992
Horse / Faba beans	*	*	*	*	*	*	128680	19448	29671
Field Peas	-	-	-	*	*	*	45622	9324	12499
Haricot beans	-	-	-	*	*	*	68233	*	8070
Chick peas	-	-	-	-	-	-	*	*	*
Lentils	*	*	*	*	*	*	17061	901	361
Vetch / Grass peas	-	-	-	-	-	-	*	*	*
Soya beans	-	-	-	-	-	-	-	-	-
Fenugreek	-	-	-	-	-	-	24676	1329	567
Gibto	-	-	-	-	-	-	-	-	-
Oilseeds	*	*	*	1680	*	*	138732	50288	29832
Neug	-	-	-	-	-	-	*	*	*
Linseed	*	*	*	*	*	*	109187	46136	28664
Groundnuts	-	-	-	-	-	-	*	*	*
Safflower	-	-	-	-	-	-	*	*	*
Sesame	-	-	-	-	-	-	*	*	*
Rapeseed	-	-	-	*	*	*	24436	*	357
Vegetables	*	*	*	*	*	*	143017	5561	-
Lettuce	-	-	-	-	-	-	*	*	-
Head cabbage	*	*	*	*	*	*	10666	*	-
Ethiopian cabbage	-	-	-	-	-	-	81849	1022	-
Tomatoes	*	*	*	*	*	*	8363	*	-
Green peppers	*	*	*	-	-	-	21051	457	-
Red peppers	*	*	*	-	-	-	30450	*	-
Swiss chard	-	-	-	-	-	-	*	*	-
Root crops	*	*	*	*	*	*	164801	12755	*
Beetroot	-	-	-	-	-	-	20975	191	*
Carrot	-	-	-	-	-	-	8216	*	-
Onion	*	*	*	*	*	*	82664	*	-
Potatoes	*	*	*	*	*	*	51818	4805	-
Garlic	*	*	*	-	-	-	62607	1712	-
Taro 'Godere'	-	-	-	-	-	-	-	-	-
Sweet potatoes	-	-	-	-	-	-	*	*	-
Other Temporary	*	*	*	-	-	-	58547	*	*
Permanent crops	-	-	-	-	-	-	127909	8191	-
Avocado	-	-	-	-	-	-	*	*	-
Bananas	-	-	-	-	-	-	*	*	-
Guava	-	-	-	-	-	-	*	*	-
Lemons	-	-	-	-	-	-	-	-	-
Mangoes	-	-	-	-	-	-	*	*	-
Oranges	-	-	-	-	-	-	*	*	-
Papayas	-	-	-	-	-	-	*	*	-
Pineapples	-	-	-	-	-	-	-	-	-
Chat	-	-	-	-	-	-	27869	1650	-
Coffee	-	-	-	-	-	-	23966	*	-
Hops / 'Geshe'	-	-	-	-	-	-	33792	431	-
Enset	-	-	-	-	-	-	50865	*	-
Sugar cane	-	-	-	-	-	-	10005	*	-
Other permanent	-	-	-	-	-	-	2891	*	-

Arsi zone (Table 1.4.8 Contd.)

Crop type	Improved seed			Pesticide		Irrigation		Extension package	
	Holder	Hectare	Quintal	Holder	Hectare	Holder	Hectare	Holder	Hectare
All	40547	12617	10830	204318	151469	21156	*	43051	44994
Cereals	27300	10965	9948	193871	145084	*	*	39938	41005
Teff	*	*	*	64550	26739	*	*	7191	3332
Barley	*	*	*	56082	21788	-	-	11995	*
Wheat	11247	5545	7630	155730	95198	-	-	21190	20882
Maize	14304	*	1163	4700	*	*	*	23923	*
Sorghum	*	*	-	*	*	-	-	*	1093
Finger millet	-	-	-	-	-	-	-	-	-
Oats / 'Aja'	-	-	-	4782	*	-	-	-	-
Rice	-	-	-	-	-	-	-	-	-
Pulses	*	*	*	2567	475	*	*	6819	1245
Horse / Faba beans	*	*	*	1703	*	-	-	-	-
Field Peas	*	*	*	*	*	-	-	*	*
Haricot beans	*	*	*	-	-	*	*	3712	*
Chick peas	-	-	-	-	-	-	-	-	-
Lentils	-	-	-	-	-	-	-	*	*
Vetch / Grass peas	-	-	-	-	-	-	-	-	-
Soya beans	-	-	-	-	-	-	-	-	-
Fenugreek	-	-	-	-	-	-	-	-	-
Gibto	-	-	-	-	-	-	-	-	-
Oilseeds	3211	*	*	4472	2492	*	*	5513	2487
Neug	*	*	*	-	-	-	-	*	*
Linseed	*	*	*	4472	2492	*	*	5025	2372
Groundnuts	-	-	-	-	-	-	-	-	-
Safflower	-	-	-	-	-	-	-	-	-
Sesame	-	-	-	-	-	-	-	-	-
Rapeseed	*	*	*	-	-	-	-	*	*
Vegetables	*	*	*	*	*	*	*	-	-
Lettuce	-	-	-	-	-	-	-	-	-
Head cabbage	*	*	-	*	*	*	*	-	-
Ethiopian cabbage	-	-	-	-	-	*	*	-	-
Tomatoes	*	*	-	*	*	*	*	-	-
Green peppers	-	-	-	-	-	*	*	-	-
Red peppers	-	-	-	-	-	*	*	-	-
Swiss chard	-	-	-	-	-	-	-	-	-
Root crops	*	*	-	*	*	*	*	*	*
Beetroot	*	*	-	*	*	*	*	-	-
Carrot	-	-	-	-	-	-	-	-	-
Onion	-	-	-	*	*	*	*	*	*
Potatoes	-	-	-	*	*	-	-	*	*
Garlic	-	-	-	*	*	*	*	-	-
Taro 'Godere'	-	-	-	-	-	-	-	-	-
Sweet potatoes	-	-	-	-	-	-	-	-	-
Other Temporary	*	*	-	*	*	*	*	-	-
Permanent crops	-	-	-	*	*	14592	806	*	*
Avocado	-	-	-	-	-	-	-	-	-
Bananas	-	-	-	-	-	*	*	-	-
Guava	-	-	-	-	-	*	*	-	-
Lemons	-	-	-	-	-	-	-	-	-
Mangoes	-	-	-	-	-	*	*	-	-
Oranges	-	-	-	-	-	*	*	-	-
Papayas	-	-	-	-	-	*	*	-	-
Pineapples	-	-	-	-	-	-	-	-	-
Chat	-	-	-	*	*	*	*	-	-
Coffee	*	*	-	-	-	5343	*	-	-
Hops / 'Geshe'	-	-	-	-	-	*	*	-	-
Enset	-	-	-	*	*	*	*	-	-
Sugar cane	-	-	-	-	-	*	*	-	-
Other permanent	-	-	-	-	-	-	-	-	-

West Harerge zone Table 1.4.9 Number of Holders, Inputs Applied Area and Quantity of Inputs used

Crop type	All Crop area	All Fertilizer		Natural		DAP		
		Hectare	Quintal	Holder	Hectare	Holder	Hectare	Quintal
All	226044	79407	11922	189832	69814	19893	7610	8552
Cereals	168762	56086	8793	167857	48315	18454	5933	5888
Teff	9047	3905	*	18269	2324	*	*	*
Barley	3324	796	*	17204	765	*	*	*
Wheat	3872	2023	*	12307	1155	*	*	*
Maize	54259	18484	4231	137139	15292	13857	2642	3111
Sorghum	96174	30102	2059	108683	28055	5441	1560	1191
Finger millet	1594	*	*	*	*	*	*	*
Oats / 'Aja'	490	*	-	2403	*	-	-	-
Rice	*	*	-	*	*	-	-	-
Pulses	13572	4201	*	56137	4045	*	110	*
Horse / Faba beans	1802	*	-	*	*	-	-	-
Field Peas	*	*	-	*	*	-	-	-
Haricot beans	8812	3115	*	40109	3025	*	*	*
Chick peas	972	*	*	*	*	*	*	*
Lentils	639	45	-	1816	45	-	-	-
Vetch / Grass peas	*	-	-	-	-	-	-	-
Soya beans	-	-	-	-	-	-	-	-
Fenugreek	771	275	*	11073	269	*	*	*
Gibto	-	-	-	-	-	-	-	-
Oilseeds	3431	1479	*	20768	1195	*	*	*
Neug	*	-	-	-	-	-	-	-
Linseed	693	210	-	6633	210	-	-	-
Groundnuts	*	*	*	*	*	*	*	*
Safflower	*	*	*	*	*	*	*	*
Sesame	342	*	-	2785	*	-	-	-
Rapeseed	*	*	-	*	*	-	-	-
Vegetables	*	937	*	22385	446	*	*	*
Lettuce	-	-	-	-	-	-	-	-
Head cabbage	-	-	-	-	-	-	-	-
Ethiopian cabbage	*	*	-	*	*	-	-	-
Tomatoes	*	*	-	*	*	-	-	-
Green peppers	*	*	-	4160	*	-	-	-
Red peppers	*	789	*	16867	299	*	*	*
Swiss chard	-	-	-	-	-	-	-	-
Root crops	3557	887	*	27212	861	*	*	*
Beetroot	*	*	*	-	-	*	*	*
Carrot	*	-	-	-	-	-	-	-
Onion	648	156	*	6042	146	*	*	*
Potatoes	*	*	-	*	*	-	-	-
Garlic	*	*	-	*	*	-	-	-
Taro 'Godere'	-	-	-	-	-	-	-	-
Sweet potatoes	2820	718	*	21919	702	-	-	-
Other Temporary	727	455	*	40379	452	*	*	*
Permanent crops	33191	15363	-	131117	14499	-	-	-
Avocado	*	*	-	*	*	-	-	-
Bananas	271	190	-	13468	190	-	-	-
Guava	*	*	-	4385	*	-	-	-
Lemons	*	*	-	*	*	-	-	-
Mangoes	*	*	-	*	*	-	-	-
Oranges	*	*	-	*	*	-	-	-
Papayas	220	*	-	8011	*	-	-	-
Pineapples	-	-	-	-	-	-	-	-
Chat	20188	9161	-	93694	8757	-	-	-
Coffee	11752	5579	-	63482	5130	-	-	-
Hops / 'Gesho'	57	*	-	*	*	-	-	-
Enset	-	-	-	-	-	-	-	-
Sugar cane	172	*	-	5302	*	-	-	-
Other permanent	142	86	-	8522	86	-	-	-

West Harerge zone (Table 1.4.9 contd.)

Crop type	UREA			UREA + DAP			Indigenous seed		
	Holder	Hectare	Quintal	Holder	Hectare	Quintal	Holder	Hectare	Quintal
All	*	*	*	8066	1769	3259	304039	221091	65411
Cereals	*	*	*	6519	1623	2793	288361	164797	54465
Teff	-	-	-	*	*	*	51297	8330	2886
Barley	*	*	*	-	-	-	47402	3286	3380
Wheat	-	-	-	*	*	*	33018	3552	3258
Maize	-	-	-	*	*	*	242540	52916	21575
Sorghum	*	*	*	*	*	*	244740	94727	22530
Finger millet	-	-	-	-	-	-	21134	1544	369
Oats / 'Aja'	-	-	-	-	-	-	7354	440	466
Rice	-	-	-	-	-	-	*	*	*
Pulses	-	-	-	*	*	*	123368	13431	9248
Horse / Faba beans	-	-	-	-	-	-	15667	1802	*
Field Peas	-	-	-	-	-	-	*	*	*
Haricot beans	-	-	-	*	*	*	85225	8735	6502
Chick peas	-	-	-	*	*	*	10643	908	497
Lentils	-	-	-	-	-	-	11756	639	226
Vetch / Grass peas	-	-	-	-	-	-	*	*	*
Soya beans	-	-	-	-	-	-	-	-	-
Fenugreek	-	-	-	-	-	-	25816	771	301
Gibto	-	-	-	-	-	-	-	-	-
Oilseeds	-	-	-	-	-	-	46977	3393	*
Neug	-	-	-	-	-	-	*	*	*
Linseed	-	-	-	-	-	-	19555	693	118
Groundnuts	-	-	-	-	-	-	17687	*	*
Safflower	-	-	-	-	-	-	3211	*	*
Sesame	-	-	-	-	-	-	6069	323	33
Rapeseed	-	-	-	-	-	-	*	*	*
Vegetables	-	-	-	*	*	*	48888	*	*
Lettuce	-	-	-	-	-	-	-	-	-
Head cabbage	-	-	-	-	-	-	*	*	*
Ethiopian cabbage	-	-	-	-	-	-	*	*	*
Tomatoes	-	-	-	-	-	-	*	*	*
Green peppers	-	-	-	-	-	-	6427	*	*
Red peppers	-	-	-	*	*	*	36629	*	*
Swiss chard	-	-	-	-	-	-	-	-	-
Root crops	-	-	-	*	*	*	81142	3543	*
Beetroot	-	-	-	-	-	-	*	*	*
Carrot	-	-	-	-	-	-	*	*	*
Onion	-	-	-	-	-	-	21693	646	*
Potatoes	-	-	-	-	-	-	*	*	*
Garlic	-	-	-	-	-	-	*	*	*
Taro 'Godere'	-	-	-	-	-	-	-	-	-
Sweet potatoes	-	-	-	*	*	*	64600	2808	*
Other Temporary	-	-	-	-	-	-	62497	727	*
Permanent crops	-	-	-	-	-	-	221342	32395	-
Avocado	-	-	-	-	-	-	*	*	*
Bananas	-	-	-	-	-	-	19685	271	-
Guava	-	-	-	-	-	-	11568	*	-
Lemons	-	-	-	-	-	-	1272	*	-
Mangoes	-	-	-	-	-	-	3603	*	-
Oranges	-	-	-	-	-	-	4954	*	-
Papayas	-	-	-	-	-	-	11421	220	-
Pineapples	-	-	-	-	-	-	-	-	-
Chat	-	-	-	-	-	-	184819	19984	-
Coffee	-	-	-	-	-	-	103888	11163	-
Hops / 'Gesho'	-	-	-	-	-	-	2909	57	-
Enset	-	-	-	-	-	-	-	-	-
Sugar cane	-	-	-	-	-	-	11466	172	-
Other permanent	-	-	-	-	-	-	14549	142	-

West Harerge zone (Table 1.4.9 Contd.)

Crop type	Improved seed			Pesticide		Irrigation		Extension package	
	Holder	Hectare	Quintal	Holder	Hectare	Holder	Hectare	Holder	Hectare
All	29003	4926	1203	15318	3620	55050	*	18851	4354
Cereals	19933	3960	1175	1877	*	32131	*	17016	4000
Teff	4266	*	*	*	*	*	*	4035	516
Barley	*	*	*	-	-	*	*	*	*
Wheat	*	*	*	-	-	*	*	*	*
Maize	8949	1343	388	1323	*	24945	*	11809	*
Sorghum	6358	1442	273	1877	*	19002	*	7398	*
Finger millet	*	*	-	-	-	*	*	-	-
Oats / 'Aja'	*	*	-	-	-	*	*	-	-
Rice	-	-	-	-	-	-	-	-	-
Pulses	2220	*	*	*	*	5503	148	1525	*
Horse / Faba beans	-	-	-	*	*	-	-	-	-
Field Peas	-	-	-	-	-	-	-	-	-
Haricot beans	1565	*	*	*	*	4847	*	1525	*
Chick peas	*	*	*	-	-	*	*	-	-
Lentils	-	-	-	-	-	-	-	-	-
Vetch / Grass peas	-	-	-	-	-	-	-	-	-
Soya beans	-	-	-	-	-	-	-	-	-
Fenugreek	-	-	-	-	-	*	*	-	-
Gibto	-	-	-	-	-	-	-	-	-
Oilseeds	*	*	*	*	*	*	*	*	*
Neug	-	-	-	-	-	-	-	-	-
Linseed	-	-	-	-	-	-	-	*	*
Groundnuts	*	*	-	-	-	-	-	*	*
Safflower	*	*	*	-	-	-	-	*	*
Sesame	-	-	-	-	-	*	*	*	*
Rapeseed	-	-	-	*	*	-	-	-	-
Vegetables	-	-	-	*	*	*	*	*	*
Lettuce	-	-	-	-	-	-	-	-	-
Head cabbage	-	-	-	-	-	-	-	-	-
Ethiopian cabbage	-	-	-	-	-	-	-	-	-
Tomatoes	-	-	-	*	*	*	*	*	*
Green peppers	-	-	-	-	-	-	-	-	-
Red peppers	-	-	-	-	-	*	*	*	*
Swiss chard	-	-	-	-	-	-	-	-	-
Root crops	*	*	-	-	-	8044	357	1612	*
Beetroot	-	-	-	-	-	-	-	-	-
Carrot	-	-	-	-	-	-	-	-	-
Onion	*	*	-	-	-	*	*	*	*
Potatoes	-	-	-	-	-	-	-	-	-
Garlic	-	-	-	-	-	-	-	-	-
Taro 'Godere'	-	-	-	-	-	-	-	-	-
Sweet potatoes	*	*	-	-	-	6686	294	1281	*
Other Temporary	-	-	-	-	-	1975	18	-	-
Permanent crops	-	-	-	13483	*	48005	5472	-	-
Avocado	-	-	-	-	-	-	-	-	-
Bananas	-	-	-	-	-	9012	*	-	-
Guava	-	-	-	-	-	*	*	-	-
Lemons	-	-	-	-	-	*	*	-	-
Mangoes	-	-	-	-	-	*	*	-	-
Oranges	-	-	-	*	*	*	*	-	-
Papayas	-	-	-	-	-	*	*	-	-
Pineapples	-	-	-	-	-	-	-	-	-
Chat	-	-	-	*	*	33895	3431	-	-
Coffee	*	*	-	*	*	21265	1645	-	-
Hops / 'Geshe'	-	-	-	-	-	*	*	-	-
Enset	-	-	-	-	-	-	-	-	-
Sugar cane	-	-	-	-	-	3763	*	-	-
Other permanent	-	-	-	-	-	-	-	-	-

East Harerge zone Table 1.4.10 Number of Holders, Inputs Applied Area and Quantity of Inputs used

Crop type	All Crop area	All Fertilizer		Natural		DAP		
		Hectare	Quintal	Holder	Hectare	Holder	Hectare	Quintal
All	223033	122156	117577	262358	66751	15704	5671	7275
Cereals	146825	80782	65994	229834	43125	12335	3806	4249
Teff	3084	849	*	10874	504	*	*	*
Barley	2936	983	165	26628	815	-	-	-
Wheat	9735	4794	2770	36363	2339	*	*	*
Maize	42505	26461	27767	184543	14412	7580	813	1713
Sorghum	87462	47202	34815	155035	24587	7261	2627	2080
Finger millet	*	*	-	*	*	-	-	-
Oats / 'Aja'	*	*	*	7068	*	-	-	-
Rice	*	*	-	*	*	-	-	-
Pulses	13789	5923	6418	95487	4396	2280	*	46
Horse / Faba beans	2286	*	*	*	*	-	-	-
Field Peas	*	*	-	*	*	-	-	-
Haricot beans	8114	4159	5452	66796	2989	*	*	*
Chick peas	510	365	*	4483	114	-	-	-
Lentils	739	115	*	2836	94	-	-	-
Vetch / Grass peas	-	-	-	-	-	-	-	-
Soya beans	-	-	-	-	-	-	-	-
Fenugreek	1303	675	*	35042	601	*	*	*
Gibto	*	*	-	*	*	-	-	-
Oilseeds	9561	*	*	31404	2384	*	*	*
Neug	-	-	-	-	-	-	-	-
Linseed	1016	230	*	13487	221	-	-	-
Groundnuts	8412	*	*	15901	*	*	*	*
Safflower	*	*	-	*	*	-	-	-
Sesame	*	*	-	*	*	-	-	-
Rapeseed	*	*	-	*	*	-	-	-
Vegetables	684	498	*	14077	171	*	*	*
Lettuce	*	*	*	*	*	*	*	*
Head cabbage	*	*	*	*	*	-	-	-
Ethiopian cabbage	*	*	*	*	*	-	-	-
Tomatoes	196	*	*	*	*	-	-	-
Green peppers	*	*	*	3978	*	*	*	*
Red peppers	*	36	*	*	31	-	-	-
Swiss chard	*	*	*	*	*	*	*	*
Root crops	11582	6914	8401	92931	3842	5829	218	289
Beetroot	*	*	*	*	*	*	*	*
Carrot	*	*	*	*	*	*	*	*
Onion	885	527	*	12497	280	*	*	*
Potatoes	4062	3082	5749	25825	1003	2158	*	*
Garlic	332	197	*	*	*	-	-	-
Taro 'Godere'	-	-	-	-	-	-	-	-
Sweet potatoes	5954	2824	*	60869	2421	*	*	*
Other Temporary	1248	775	*	49429	688	-	-	-
Permanent crops	39344	23356	-	186257	12144	-	-	-
Avocado	*	*	-	*	*	-	-	-
Bananas	274	227	-	17818	220	-	-	-
Guava	90	42	-	4437	36	-	-	-
Lemons	*	*	-	*	*	-	-	-
Mangoes	*	*	-	*	*	-	-	-
Oranges	*	*	-	*	*	-	-	-
Papayas	161	*	-	6831	*	-	-	-
Pineapples	-	-	-	-	-	-	-	-
Chat	35644	21217	-	154549	10197	-	-	-
Coffee	2574	1429	-	58639	1412	-	-	-
Hops / 'Geshe'	*	*	-	*	*	-	-	-
Enset	*	*	-	*	*	-	-	-
Sugar cane	101	*	-	3998	*	-	-	-
Other permanent	141	68	-	11269	*	-	-	-

East Harerge zone (Table 1.4.10 contd.)

Crop type	UREA			UREA + DAP			Indigenous seed		
	Holder	Hectare	Quintal	Holder	Hectare	Quintal	Holder	Hectare	Quintal
All	63798	18213	36357	71317	31521	73946	404320	216868	82173
Cereals	56606	12478	19837	63652	21373	41908	394990	141404	66126
Teff	*	*	*	*	*	*	35342	3036	1037
Barley	2789	*	*	2178	98	74	54901	2936	4838
Wheat	11697	1160	1045	10258	1064	1463	98903	9260	13421
Maize	38554	4448	9447	46630	6788	16607	308950	38254	19903
Sorghum	33542	6726	9215	36184	13262	23521	325811	86848	25728
Finger millet	-	-	-	-	-	-	*	*	*
Oats / 'Aja'	*	*	*	-	-	-	14291	*	*
Rice	-	-	-	-	-	-	*	*	*
Pulses	10769	*	*	17424	1012	4993	177306	13448	9301
Horse / Faba beans	*	*	*	*	*	*	23346	2286	2065
Field Peas	-	-	-	-	-	-	*	*	*
Haricot beans	8681	*	*	12784	706	4071	126966	7856	5584
Chick peas	-	-	-	*	*	*	9565	429	*
Lentils	-	-	-	*	*	*	17543	737	270
Vetch / Grass peas	-	-	-	-	-	-	-	-	-
Soya beans	-	-	-	-	-	-	-	-	-
Fenugreek	2114	*	*	*	*	*	61651	1303	531
Gibto	-	-	-	-	-	-	*	*	*
Oilseeds	*	*	*	*	*	*	77431	9542	6574
Neug	-	-	-	-	-	-	-	-	-
Linseed	*	*	*	*	*	*	35152	1016	291
Groundnuts	-	-	-	*	*	*	41559	8393	*
Safflower	-	-	-	-	-	-	*	*	*
Sesame	-	-	-	-	-	-	*	*	*
Rapeseed	-	-	-	-	-	-	*	*	*
Vegetables	*	*	*	3247	107	*	29384	673	*
Lettuce	*	*	*	*	*	*	*	*	-
Head cabbage	*	*	*	*	*	*	6950	*	-
Ethiopian cabbage	*	*	*	-	-	-	*	*	*
Tomatoes	*	*	*	*	*	*	7411	190	-
Green peppers	*	*	*	*	*	*	7031	*	*
Red peppers	*	*	*	*	*	*	*	*	-
Swiss chard	-	-	-	*	*	*	*	*	-
Root crops	20415	1069	3481	19535	1786	4631	197493	11558	*
Beetroot	*	*	*	*	*	*	*	*	-
Carrot	*	*	*	-	-	-	*	*	-
Onion	3979	86	*	*	*	*	32384	885	-
Potatoes	13824	618	2091	13197	1304	3485	63855	4041	-
Garlic	*	*	*	*	*	*	18077	332	-
Taro 'Godere'	-	-	-	-	-	-	-	-	-
Sweet potatoes	5548	210	*	5213	167	*	133356	5954	*
Other Temporary	*	*	*	*	*	*	69568	1248	*
Permanent crops	-	-	-	-	-	-	349308	38995	-
Avocado	-	-	-	-	-	-	*	*	-
Bananas	-	-	-	-	-	-	27596	274	-
Guava	-	-	-	-	-	-	9670	90	-
Lemons	-	-	-	-	-	-	*	*	-
Mangoes	-	-	-	-	-	-	14162	*	-
Oranges	-	-	-	-	-	-	*	*	-
Papayas	-	-	-	-	-	-	9969	94	-
Pineapples	-	-	-	-	-	-	-	-	-
Chat	-	-	-	-	-	-	329528	35575	-
Coffee	-	-	-	-	-	-	75701	2364	-
Hops / 'Gesho'	-	-	-	-	-	-	*	*	-
Enset	-	-	-	-	-	-	*	*	-
Sugar cane	-	-	-	-	-	-	8911	101	-
Other permanent	-	-	-	-	-	-	19818	141	-

East Harerge zone (Table 1.4.10 Contd.)

Crop type	Improved seed			Pesticide		Irrigation		Extension package	
	Holder	Hectare	Quintal	Holder	Hectare	Holder	Hectare	Holder	Hectare
All	58519	6133	2300	8262	1667	86026	13762	44339	7294
Cereals	42872	5402	2164	4463	853	63997	6116	41386	5890
Teff	*	*	*	*	*	1940	*	*	*
Barley	-	-	-	-	-	*	*	*	*
Wheat	3147	*	329	-	-	3313	*	*	*
Maize	34824	4246	1582	*	*	52894	3211	33422	3297
Sorghum	7278	601	*	2987	*	33331	2644	13153	2042
Finger millet	-	-	-	-	-	*	*	-	-
Oats / 'Aja'	*	*	*	-	-	*	*	-	-
Rice	-	-	-	-	-	-	-	-	-
Pulses	6952	*	*	*	*	16182	422	11021	657
Horse / Faba beans	-	-	-	-	-	-	-	-	-
Field Peas	-	-	-	-	-	-	-	-	-
Haricot beans	4932	*	58	*	*	11934	318	9934	558
Chick peas	*	*	*	-	-	*	*	*	*
Lentils	*	*	-	-	-	*	*	-	-
Vetch / Grass peas	-	-	-	-	-	-	-	-	-
Soya beans	-	-	-	-	-	-	-	-	-
Fenugreek	-	-	-	*	*	5803	89	-	-
Gibto	-	-	-	-	-	-	-	-	-
Oilseeds	*	*	*	-	-	*	*	2422	*
Neug	-	-	-	-	-	-	-	-	-
Linseed	-	-	-	-	-	*	*	*	*
Groundnuts	*	*	*	-	-	*	*	*	*
Safflower	-	-	-	-	-	-	-	-	-
Sesame	-	-	-	-	-	*	*	-	-
Rapeseed	-	-	-	-	-	-	-	-	-
Vegetables	*	*	-	*	*	*	*	-	-
Lettuce	*	*	-	-	-	*	*	-	-
Head cabbage	-	-	-	*	*	*	*	-	-
Ethiopian cabbage	-	-	-	-	-	*	*	-	-
Tomatoes	*	*	-	-	-	*	*	-	-
Green peppers	-	-	-	-	-	3519	22	-	-
Red peppers	-	-	-	-	-	*	*	-	-
Swiss chard	-	-	-	-	-	*	*	-	-
Root crops	*	*	*	*	*	36301	1621	5856	*
Beetroot	*	*	-	-	-	*	*	-	-
Carrot	-	-	-	-	-	*	*	-	-
Onion	-	-	-	-	-	*	*	*	*
Potatoes	*	*	*	-	-	9449	412	*	*
Garlic	-	-	-	-	-	*	*	-	-
Taro 'Godere'	-	-	-	-	-	-	-	-	-
Sweet potatoes	-	-	-	*	*	22565	757	3310	*
Other Temporary	-	-	-	*	*	6168	*	-	-
Permanent crops	-	-	-	4914	*	75249	5045	-	-
Avocado	-	-	-	-	-	*	*	-	-
Bananas	-	-	-	-	-	8542	*	-	-
Guava	-	-	-	-	-	3828	*	-	-
Lemons	-	-	-	-	-	*	*	-	-
Mangoes	-	-	-	-	-	*	*	-	-
Oranges	-	-	-	-	-	*	*	-	-
Papayas	-	-	-	*	*	*	*	-	-
Pineapples	-	-	-	-	-	-	-	-	-
Chat	-	-	-	*	*	62021	4090	-	-
Coffee	*	*	-	*	*	29721	657	-	-
Hops / 'Geshe'	-	-	-	-	-	-	-	-	-
Enset	-	-	-	-	-	*	*	-	-
Sugar cane	-	-	-	-	-	4612	*	-	-
Other permanent	-	-	-	-	-	*	*	-	-

Bale zone

Table 1.4.11 Number of Holders, Inputs Applied Area and Quantity of Inputs used

Crop type	All Crop area	All Fertilizer		Natural		DAP		
		Hectare	Quintal	Holder	Hectare	Holder	Hectare	Quintal
All	294664	99857	37639	88690	15589	78712	82641	36294
Cereals	222634	91820	37512	51307	8564	78144	81630	36168
Teff	20608	*	*	*	*	*	*	*
Barley	64678	21687	8002	12844	1997	42359	19602	7972
Wheat	96797	58911	27815	5090	*	63829	55053	26552
Maize	22117	4532	244	38302	3144	5259	1383	242
Sorghum	4809	*	*	*	*	*	*	*
Finger millet	*	-	-	-	-	-	-	-
Oats / 'Aja'	13502	4903	*	-	-	17097	4903	*
Rice	-	-	-	-	-	-	-	-
Pulses	16823	1374	*	7247	455	3481	*	*
Horse / Faba beans	5900	492	*	4475	220	*	*	*
Field Peas	6565	*	*	*	*	*	*	*
Haricot beans	*	*	*	*	*	*	*	*
Chick peas	*	-	-	-	-	-	-	-
Lentils	778	*	*	*	*	*	*	*
Vetch / Grass peas	*	*	*	-	-	*	*	*
Soya beans	*	-	-	-	-	-	-	-
Fenugreek	540	*	*	*	*	*	*	*
Gibto	-	-	-	-	-	-	-	-
Oilseeds	29947	*	*	*	*	*	*	*
Neug	*	-	-	-	-	-	-	-
Linseed	29336	*	*	*	*	*	*	*
Groundnuts	-	-	-	-	-	-	-	-
Safflower	*	-	-	-	-	-	-	-
Sesame	*	-	-	-	-	-	-	-
Rapeseed	28	*	*	-	-	*	*	*
Vegetables	1130	421	*	39553	415	*	*	*
Lettuce	*	-	-	-	-	-	-	-
Head cabbage	*	*	*	*	*	*	*	*
Ethiopian cabbage	716	409	*	38845	407	-	-	-
Tomatoes	-	-	-	-	-	-	-	-
Green peppers	*	*	-	*	*	-	-	-
Red peppers	*	*	-	*	*	-	-	-
Swiss chard	-	-	-	-	-	-	-	-
Root crops	3690	*	*	16418	*	*	*	*
Beetroot	*	*	*	*	*	*	*	*
Carrot	*	*	-	*	*	-	-	-
Onion	*	*	*	5185	*	*	*	*
Potatoes	*	*	*	9826	*	*	*	*
Garlic	*	*	-	*	*	-	-	-
Taro 'Godere'	-	-	-	-	-	-	-	-
Sweet potatoes	*	*	-	*	*	-	-	-
Other Temporary	*	*	*	2256	*	*	*	*
Permanent crops	17310	5572	-	56028	5572	-	-	-
Avocado	*	*	-	*	*	-	-	-
Bananas	499	*	-	*	*	-	-	-
Guava	*	*	-	*	*	-	-	-
Lemons	-	-	-	-	-	-	-	-
Mangoes	*	*	-	*	*	-	-	-
Oranges	*	-	-	-	-	-	-	-
Papayas	87	*	-	1232	*	-	-	-
Pineapples	-	-	-	-	-	-	-	-
Chat	*	*	-	*	*	-	-	-
Coffee	*	*	-	*	*	-	-	-
Hops / 'Gesho'	*	*	-	2090	*	-	-	-
Enset	7164	4875	-	49416	4875	-	-	-
Sugar cane	*	*	-	*	*	-	-	-
Other permanent	2	-	-	-	-	-	-	-

Bale zone (Table 1.4.11 contd.)

Crop type	UREA			UREA + DAP			Indigenous seed		
	Holder	Hectare	Quintal	Holder	Hectare	Quintal	Holder	Hectare	Quintal
All	*	*	*	*	*	*	283229	286859	358348
Cereals	*	*	*	*	*	*	253798	215025	331692
Teff	*	*	*	-	-	-	53252	20321	8108
Barley	-	-	-	*	*	*	129922	64678	105144
Wheat	*	*	*	*	*	*	125445	89702	191048
Maize	*	*	*	-	-	-	116918	21890	9839
Sorghum	-	-	-	-	-	-	19340	4809	794
Finger millet	-	-	-	-	-	-	*	*	*
Oats / 'Aja'	-	-	-	-	-	-	51116	13502	16527
Rice	-	-	-	-	-	-	-	-	-
Pulses	-	-	-	-	-	-	78920	16787	12851
Horse / Faba beans	-	-	-	-	-	-	38611	5882	5318
Field Peas	-	-	-	-	-	-	28522	6556	5856
Haricot beans	-	-	-	-	-	-	12315	*	*
Chick peas	-	-	-	-	-	-	3926	*	*
Lentils	-	-	-	-	-	-	8166	778	331
Vetch / Grass peas	-	-	-	-	-	-	*	*	*
Soya beans	-	-	-	-	-	-	*	*	*
Fenugreek	-	-	-	-	-	-	7102	540	171
Gibto	-	-	-	-	-	-	-	-	-
Oilseeds	-	-	-	-	-	-	58813	29947	13742
Neug	-	-	-	-	-	-	*	*	*
Linseed	-	-	-	-	-	-	53055	29336	13677
Groundnuts	-	-	-	-	-	-	-	-	-
Safflower	-	-	-	-	-	-	*	*	*
Sesame	-	-	-	-	-	-	*	*	*
Rapeseed	-	-	-	-	-	-	4487	28	*
Vegetables	*	*	*	-	-	-	80162	1075	-
Lettuce	-	-	-	-	-	-	*	*	-
Head cabbage	-	-	-	-	-	-	4531	*	-
Ethiopian cabbage	*	*	*	-	-	-	69203	716	-
Tomatoes	-	-	-	-	-	-	-	-	-
Green peppers	-	-	-	-	-	-	8250	*	-
Red peppers	-	-	-	-	-	-	6603	*	-
Swiss chard	-	-	-	-	-	-	-	-	-
Root crops	-	-	-	-	-	-	74842	3690	*
Beetroot	-	-	-	-	-	-	*	*	-
Carrot	-	-	-	-	-	-	*	*	-
Onion	-	-	-	-	-	-	35448	*	*
Potatoes	-	-	-	-	-	-	33329	*	-
Garlic	-	-	-	-	-	-	14246	*	-
Taro 'Godere'	-	-	-	-	-	-	-	-	-
Sweet potatoes	-	-	-	-	-	-	6174	*	-
Other Temporary	-	-	-	-	-	-	21302	*	*
Permanent crops	-	-	-	-	-	-	101814	17204	-
Avocado	-	-	-	-	-	-	*	*	-
Bananas	-	-	-	-	-	-	11975	499	-
Guava	-	-	-	-	-	-	*	*	-
Lemons	-	-	-	-	-	-	-	-	-
Mangoes	-	-	-	-	-	-	*	*	-
Oranges	-	-	-	-	-	-	*	*	-
Papayas	-	-	-	-	-	-	7880	86	-
Pineapples	-	-	-	-	-	-	-	-	-
Chat	-	-	-	-	-	-	14783	*	-
Coffee	-	-	-	-	-	-	19089	*	-
Hops / 'Gesho'	-	-	-	-	-	-	7574	*	-
Enset	-	-	-	-	-	-	63006	7164	-
Sugar cane	-	-	-	-	-	-	*	*	-
Other permanent	-	-	-	-	-	-	1301	*	-

Bale zone

(Table 1.4.11 Contd.)

Crop type	Improved seed			Pesticide		Irrigation		Extension package	
	Holder	Hectare	Quintal	Holder	Hectare	Holder	Hectare	Holder	Hectare
All	10414	*	*	55250	54646	7012	*	28462	27631
Cereals	*	*	*	54285	54245	*	*	26743	27367
Teff	*	*	*	5922	*	-	-	*	*
Barley	-	-	-	16642	8544	-	-	6986	*
Wheat	*	*	*	44913	42740	*	*	23599	23771
Maize	*	*	*	*	*	*	*	*	*
Sorghum	-	-	-	-	-	*	*	-	-
Finger millet	-	-	-	-	-	-	-	-	-
Oats / 'Aja'	-	-	-	4366	1135	-	-	-	-
Rice	-	-	-	-	-	-	-	-	-
Pulses	1378	*	*	*	*	*	*	*	*
Horse / Faba beans	*	*	*	*	*	-	-	-	-
Field Peas	*	*	*	*	*	-	-	-	-
Haricot beans	*	*	-	-	-	-	-	*	*
Chick peas	-	-	-	-	-	*	*	-	-
Lentils	-	-	-	-	-	-	-	*	*
Vetch / Grass peas	-	-	-	-	-	-	-	-	-
Soya beans	-	-	-	-	-	-	-	-	-
Fenugreek	-	-	-	-	-	-	-	-	-
Gibto	-	-	-	-	-	-	-	-	-
Oilseeds	-	-	-	-	-	-	-	-	-
Neug	-	-	-	-	-	-	-	-	-
Linseed	-	-	-	-	-	-	-	-	-
Groundnuts	-	-	-	-	-	-	-	-	-
Safflower	-	-	-	-	-	-	-	-	-
Sesame	-	-	-	-	-	-	-	-	-
Rapeseed	-	-	-	-	-	-	-	-	-
Vegetables	*	*	-	-	-	1529	*	-	-
Lettuce	-	-	-	-	-	-	-	-	-
Head cabbage	*	*	-	-	-	*	*	-	-
Ethiopian cabbage	-	-	-	-	-	-	-	-	-
Tomatoes	-	-	-	-	-	-	-	-	-
Green peppers	-	-	-	-	-	*	*	-	-
Red peppers	-	-	-	-	-	-	-	-	-
Swiss chard	-	-	-	-	-	-	-	-	-
Root crops	-	-	-	-	-	*	*	*	*
Beetroot	-	-	-	-	-	*	*	-	-
Carrot	-	-	-	-	-	-	-	-	-
Onion	-	-	-	-	-	-	-	*	*
Potatoes	-	-	-	-	-	*	*	*	*
Garlic	-	-	-	-	-	*	*	-	-
Taro 'Godere'	-	-	-	-	-	-	-	-	-
Sweet potatoes	-	-	-	-	-	*	*	-	-
Other Temporary	-	-	-	-	-	*	*	-	-
Permanent crops	-	-	-	*	*	4695	*	1395	*
Avocado	-	-	-	-	-	-	-	-	-
Bananas	-	-	-	-	-	3707	*	-	-
Guava	-	-	-	-	-	*	*	-	-
Lemons	-	-	-	-	-	-	-	-	-
Mangoes	-	-	-	-	-	*	*	-	-
Oranges	-	-	-	-	-	*	*	-	-
Papayas	-	-	-	-	-	*	*	-	-
Pineapples	-	-	-	-	-	*	*	-	-
Chat	-	-	-	*	*	*	*	-	-
Coffee	*	*	-	-	-	*	*	-	-
Hops / 'Geshe'	-	-	-	-	-	-	-	-	-
Enset	-	-	-	-	-	*	*	-	-
Sugar cane	-	-	-	-	-	*	*	-	-
Other permanent	-	-	-	-	-	-	-	-	-

Borena zone

Table 1.4.12 Number of Holders, Inputs Applied Area and Quantity of Inputs used

Crop type	All Crop area	All Fertilizer		Natural		DAP		
		Hectare	Quintal	Holder	Hectare	Holder	Hectare	Quintal
All	34151	8658	*	35724	8284	*	*	*
Cereals	13063	4079	*	21025	3917	*	*	*
Teff	907	130	*	*	*	*	*	*
Barley	808	101	-	1713	101	-	-	-
Wheat	178	*	-	*	*	-	-	-
Maize	9752	2724	*	17980	2614	*	*	*
Sorghum	*	*	-	*	*	-	-	-
Finger millet	-	-	-	-	-	-	-	-
Oats / 'Aja'	-	-	-	-	-	-	-	-
Rice	-	-	-	-	-	-	-	-
Pulses	3521	513	*	9181	513	-	-	-
Horse / Faba beans	*	*	-	*	*	-	-	-
Field Peas	*	*	-	*	*	-	-	-
Haricot beans	3192	493	-	8474	493	-	-	-
Chick peas	25	*	-	*	*	-	-	-
Lentils	-	-	-	-	-	-	-	-
Vetch / Grass peas	-	-	-	-	-	-	-	-
Soya beans	-	-	-	-	-	-	-	-
Fenugreek	-	-	-	-	-	-	-	-
Gibto	-	-	-	-	-	-	-	-
Oilseeds	40	*	-	*	*	-	-	-
Neug	-	-	-	-	-	-	-	-
Linseed	-	-	-	-	-	-	-	-
Groundnuts	*	-	-	-	-	-	-	-
Safflower	*	-	-	-	-	-	-	-
Sesame	-	-	-	-	-	-	-	-
Rapeseed	37	*	-	*	*	-	-	-
Vegetables	400	160	*	12427	158	*	*	*
Lettuce	-	-	-	-	-	-	-	-
Head cabbage	*	-	-	-	-	-	-	-
Ethiopian cabbage	363	145	*	10941	143	*	*	*
Tomatoes	*	*	-	*	*	-	-	-
Green peppers	34	13	-	2269	13	-	-	-
Red peppers	*	*	-	*	*	-	-	-
Swiss chard	-	-	-	-	-	-	-	-
Root crops	947	*	*	6193	121	*	*	*
Beetroot	-	-	-	-	-	-	-	-
Carrot	*	-	-	-	-	-	-	-
Onion	*	*	-	*	*	-	-	-
Potatoes	*	*	-	*	*	-	-	-
Garlic	*	*	*	*	*	-	-	-
Taro 'Godere'	59	*	-	1928	*	-	-	-
Sweet potatoes	*	*	*	3445	*	*	*	*
Other Temporary	283	105	-	5717	105	-	-	-
Permanent crops	15897	3518	-	23817	3464	-	-	-
Avocado	72	*	-	*	*	-	-	-
Bananas	771	*	-	*	*	-	-	-
Guava	13	*	-	*	*	-	-	-
Lemons	-	-	-	-	-	-	-	-
Mangoes	*	*	-	*	*	-	-	-
Oranges	*	*	-	*	*	-	-	-
Papayas	34	*	-	2043	*	-	-	-
Pineapples	-	-	-	-	-	-	-	-
Chat	*	112	-	1341	112	-	-	-
Coffee	7277	1718	-	14596	1688	-	-	-
Hops / 'Geshe'	*	*	-	*	*	-	-	-
Enset	5591	1336	-	19231	1316	-	-	-
Sugar cane	774	72	-	3195	72	-	-	-
Other permanent	*	*	-	*	*	-	-	-

Borena zone (Table 1.4.12 contd.)

Crop type	UREA			UREA + DAP			Indigenous seed		
	Holder	Hectare	Quintal	Holder	Hectare	Quintal	Holder	Hectare	Quintal
All	710	*	*	*	*	*	82063	33455	5762
Cereals	*	*	*	*	*	*	56647	13023	4287
Teff	*	*	*	-	-	-	6570	907	310
Barley	-	-	-	-	-	-	9669	808	877
Wheat	-	-	-	-	-	-	2201	178	156
Maize	*	*	*	*	*	*	48694	9714	2808
Sorghum	-	-	-	-	-	-	7019	*	*
Finger millet	-	-	-	-	-	-	-	-	-
Oats / 'Aja'	-	-	-	-	-	-	-	-	-
Rice	-	-	-	-	-	-	-	-	-
Pulses	-	-	-	-	-	-	30629	3520	1459
Horse / Faba beans	-	-	-	-	-	-	4325	*	172
Field Peas	-	-	-	-	-	-	*	*	*
Haricot beans	-	-	-	-	-	-	26743	3191	1272
Chick peas	-	-	-	-	-	-	1119	25	*
Lentils	-	-	-	-	-	-	-	-	-
Vetch / Grass peas	-	-	-	-	-	-	-	-	-
Soya beans	-	-	-	-	-	-	-	-	-
Fenugreek	-	-	-	-	-	-	-	-	-
Gibto	-	-	-	-	-	-	-	-	-
Oilseeds	-	-	-	-	-	-	2277	39	*
Neug	-	-	-	-	-	-	-	-	-
Linseed	-	-	-	-	-	-	-	-	-
Groundnuts	-	-	-	-	-	-	*	*	-
Safflower	-	-	-	-	-	-	*	*	*
Sesame	-	-	-	-	-	-	-	-	-
Rapeseed	-	-	-	-	-	-	1399	36	*
Vegetables	-	-	-	-	-	-	26549	400	*
Lettuce	-	-	-	-	-	-	-	-	-
Head cabbage	-	-	-	-	-	-	-	-	-
Ethiopian cabbage	-	-	-	-	-	-	23209	363	*
Tomatoes	-	-	-	-	-	-	671	*	-
Green peppers	-	-	-	-	-	-	5611	34	*
Red peppers	-	-	-	-	-	-	*	*	-
Swiss chard	-	-	-	-	-	-	-	-	-
Root crops	*	*	*	*	*	*	20124	947	*
Beetroot	-	-	-	-	-	-	-	-	-
Carrot	-	-	-	-	-	-	-	-	-
Onion	-	-	-	-	-	-	*	*	-
Potatoes	-	-	-	-	-	-	*	*	*
Garlic	*	*	*	-	-	-	*	*	-
Taro 'Godere'	-	-	-	-	-	-	*	59	-
Sweet potatoes	*	*	*	*	*	*	14706	*	*
Other Temporary	-	-	-	-	-	-	12358	283	-
Permanent crops	-	-	-	-	-	-	59148	15242	-
Avocado	-	-	-	-	-	-	6488	70	-
Bananas	-	-	-	-	-	-	16252	771	-
Guava	-	-	-	-	-	-	*	13	-
Lemons	-	-	-	-	-	-	-	-	-
Mangoes	-	-	-	-	-	-	*	*	-
Oranges	-	-	-	-	-	-	*	*	-
Papayas	-	-	-	-	-	-	3909	34	-
Pineapples	-	-	-	-	-	-	-	-	-
Chat	-	-	-	-	-	-	7189	*	-
Coffee	-	-	-	-	-	-	42710	6648	-
Hops / 'Geshe'	-	-	-	-	-	-	*	*	-
Enset	-	-	-	-	-	-	47986	5566	-
Sugar cane	-	-	-	-	-	-	11357	774	-
Other permanent	-	-	-	-	-	-	2855	*	-

Borena zone (Table 1.4.12 Contd.)

Crop type	Improved seed			Pesticide		Irrigation		Extension package	
	Holder	Hectare	Quintal	Holder	Hectare	Holder	Hectare	Holder	Hectare
All	7759	694	*	733	154	*	*	2388	237
Cereals	614	*	*	*	*	*	*	1006	*
Teff	-	-	-	-	-	-	-	*	*
Barley	-	-	-	-	-	-	-	-	-
Wheat	-	-	-	-	-	-	-	*	*
Maize	548	*	*	*	*	*	*	*	*
Sorghum	*	*	-	-	-	-	-	-	-
Finger millet	-	-	-	-	-	-	-	-	-
Oats / 'Aja'	-	-	-	-	-	-	-	-	-
Rice	-	-	-	-	-	-	-	-	-
Pulses	*	*	*	-	-	*	*	*	*
Horse / Faba beans	-	-	-	-	-	*	*	-	-
Field Peas	-	-	-	-	-	-	-	-	-
Haricot beans	*	*	*	-	-	*	*	*	*
Chick peas	-	-	-	-	-	-	-	-	-
Lentils	-	-	-	-	-	-	-	-	-
Vetch / Grass peas	-	-	-	-	-	-	-	-	-
Soya beans	-	-	-	-	-	-	-	-	-
Fenugreek	-	-	-	-	-	-	-	-	-
Gibto	-	-	-	-	-	-	-	-	-
Oilseeds	*	*	-	-	-	-	-	-	-
Neug	-	-	-	-	-	-	-	-	-
Linseed	-	-	-	-	-	-	-	-	-
Groundnuts	-	-	-	-	-	-	-	-	-
Safflower	-	-	-	-	-	-	-	-	-
Sesame	-	-	-	-	-	-	-	-	-
Rapeseed	*	*	-	-	-	-	-	-	-
Vegetables	*	*	-	-	-	*	*	-	-
Lettuce	-	-	-	-	-	-	-	-	-
Head cabbage	*	*	-	-	-	-	-	-	-
Ethiopian cabbage	-	-	-	-	-	*	*	-	-
Tomatoes	-	-	-	-	-	-	-	-	-
Green peppers	-	-	-	-	-	*	*	-	-
Red peppers	-	-	-	-	-	-	-	-	-
Swiss chard	-	-	-	-	-	-	-	-	-
Root crops	*	*	-	-	-	-	-	*	*
Beetroot	-	-	-	-	-	-	-	-	-
Carrot	*	*	-	-	-	-	-	-	-
Onion	-	-	-	-	-	-	-	-	-
Potatoes	-	-	-	-	-	-	-	-	-
Garlic	-	-	-	-	-	-	-	-	-
Taro 'Godere'	-	-	-	-	-	-	-	-	-
Sweet potatoes	-	-	-	-	-	-	-	*	*
Other Temporary	-	-	-	-	-	-	-	*	*
Permanent crops	-	-	-	*	*	*	*	1997	129
Avocado	-	-	-	-	-	-	-	-	-
Bananas	-	-	-	*	*	*	*	-	-
Guava	-	-	-	-	-	-	-	-	-
Lemons	-	-	-	-	-	-	-	-	-
Mangoes	-	-	-	-	-	-	-	-	-
Oranges	-	-	-	-	-	-	-	-	-
Papayas	-	-	-	-	-	-	-	-	-
Pineapples	-	-	-	-	-	-	-	-	-
Chat	-	-	-	-	-	-	-	-	-
Coffee	6582	627	-	*	*	*	*	-	-
Hops / 'Geshe'	-	-	-	-	-	-	-	-	-
Enset	-	-	-	*	*	*	*	-	-
Sugar cane	-	-	-	*	*	*	*	-	-
Other permanent	-	-	-	-	-	-	-	-	-

Table 1.4.13 Number of Holders, Inputs Applied Area and Quantity of Inputs used

Crop type	All Crop area	All Fertilizer		Natural		DAP		
		Hectare	Quintal	Holder	Hectare	Holder	Hectare	Quintal
All	224530	150909	139858	144906	24116	31781	17060	12796
Cereals	170211	134568	134626	95271	12738	27961	14138	10302
Teff	104300	83286	84401	6988	1464	9697	*	2651
Barley	14161	11475	9508	13244	1186	13445	5768	4925
Wheat	29792	26241	35168	6572	591	11122	2813	2585
Maize	16364	12164	5375	84281	8248	2717	138	*
Sorghum	5299	*	*	11686	*	*	*	*
Finger millet	*	-	-	-	-	-	-	-
Oats / 'Aja'	213	*	*	*	*	*	*	*
Rice	*	*	*	*	*	-	-	-
Pulses	36322	6131	3677	32606	1996	9975	*	*
Horse / Faba beans	7304	3145	1547	25565	1420	5548	*	*
Field Peas	4064	2550	2023	3441	*	*	*	*
Haricot beans	*	130	*	8250	127	-	-	-
Chick peas	16713	*	*	*	*	-	-	-
Lentils	520	*	34	*	*	741	*	*
Vetch / Grass peas	6208	*	-	708	*	-	-	-
Soya beans	-	-	-	-	-	-	-	-
Fenugreek	296	31	*	*	*	*	*	*
Gibto	-	-	-	-	-	-	-	-
Oilseeds	7150	342	*	13115	270	*	*	*
Neug	4945	*	-	*	*	-	-	-
Linseed	1951	*	*	*	*	*	*	*
Groundnuts	*	*	-	*	*	-	-	-
Safflower	*	*	*	*	*	-	-	-
Sesame	-	-	-	-	-	-	-	-
Rapeseed	241	196	*	11803	187	-	-	-
Vegetables	*	*	*	73352	431	*	*	*
Lettuce	*	*	-	*	*	-	-	-
Head cabbage	6	6	*	3343	*	-	-	-
Ethiopian cabbage	353	333	*	60806	325	*	*	*
Tomatoes	*	*	*	*	*	-	-	-
Green peppers	84	80	*	31841	78	-	-	-
Red peppers	*	*	*	-	-	*	*	*
Swiss chard	2	2	-	1638	2	-	-	-
Root crops	533	432	*	41035	246	*	*	*
Beetroot	20	20	*	7097	11	*	*	*
Carrot	*	*	*	*	*	-	-	-
Onion	193	*	*	9722	*	*	*	*
Potatoes	180	176	*	10085	115	*	*	*
Garlic	71	70	*	17262	60	*	*	*
Taro 'Godere'	*	*	-	*	*	-	-	-
Sweet potatoes	*	*	*	2086	*	*	*	*
Other Temporary	300	263	*	32380	259	*	*	*
Permanent crops	8920	8194	-	98875	8176	-	-	-
Avocado	*	-	-	-	-	-	-	-
Bananas	45	44	-	9261	44	-	-	-
Guava	-	-	-	-	-	-	-	-
Lemons	*	*	-	*	*	-	-	-
Mangoes	*	*	-	*	*	-	-	-
Oranges	*	*	-	*	*	-	-	-
Papayas	*	*	-	773	*	-	-	-
Pineapples	-	-	-	-	-	-	-	-
Chat	1317	857	-	22590	852	-	-	-
Coffee	117	109	-	12900	108	-	-	-
Hops / 'Geshe'	271	214	-	33867	211	-	-	-
Enset	7036	6867	-	86846	6858	-	-	-
Sugar cane	45	42	-	8937	42	-	-	-
Other permanent	*	*	-	4823	*	-	-	-

South West Shewa zone (Table 1.4.13 contd.)

Crop type	UREA			UREA + DAP			Indigenous seed		
	Holder	Hectare	Quintal	Holder	Hectare	Quintal	Holder	Hectare	Quintal
All	11221	3070	2221	107922	106662	124841	175954	219138	179741
Cereals	7377	2694	1725	107389	104998	122599	168348	164926	136203
Teff	4637	1986	1221	86991	74448	80529	130778	103727	54848
Barley	*	*	*	20413	4473	4545	52449	14117	25711
Wheat	1962	*	429	60842	22266	32153	90820	28399	46871
Maize	*	*	*	18188	3700	5216	105607	13143	7088
Sorghum	-	-	-	*	*	-	31607	5247	1299
Finger millet	-	-	-	-	-	-	*	*	*
Oats / 'Aja'	*	*	*	1112	*	*	2391	213	264
Rice	-	-	-	*	*	*	*	*	*
Pulses	*	*	*	10321	1277	1246	112262	36265	41809
Horse / Faba beans	*	*	*	7989	677	727	65419	7286	12329
Field Peas	-	-	-	3138	533	448	21939	4048	6577
Haricot beans	-	-	-	*	*	*	15715	*	*
Chick peas	-	-	-	*	*	*	42432	16713	15635
Lentils	-	-	-	*	*	*	6414	520	316
Vetch / Grass peas	-	-	-	-	-	-	32919	6208	5965
Soya beans	-	-	-	-	-	-	-	-	-
Fenugreek	-	-	-	*	*	*	5820	284	161
Gibto	-	-	-	-	-	-	-	-	-
Oilseeds	-	-	-	1255	*	*	36448	7117	1611
Neug	-	-	-	-	-	-	16891	4945	736
Linseed	-	-	-	*	*	*	8995	1919	809
Groundnuts	-	-	-	-	-	-	*	*	*
Safflower	-	-	-	*	*	*	*	*	*
Sesame	-	-	-	-	-	-	-	-	-
Rapeseed	-	-	-	*	*	*	13835	241	61
Vegetables	*	*	*	1867	*	*	81116	*	-
Lettuce	-	-	-	-	-	-	*	*	-
Head cabbage	*	*	*	*	*	*	*	*	-
Ethiopian cabbage	*	*	*	*	*	*	65327	352	-
Tomatoes	*	*	*	-	-	-	*	*	-
Green peppers	*	*	*	*	*	*	34552	83	-
Red peppers	*	*	*	*	*	*	*	*	-
Swiss chard	-	-	-	-	-	-	*	*	-
Root crops	1110	*	*	3685	*	*	46391	531	*
Beetroot	741	*	*	*	*	*	7789	19	-
Carrot	-	-	-	*	*	*	*	*	-
Onion	*	*	*	*	*	*	13996	193	*
Potatoes	-	-	-	*	*	*	14281	180	-
Garlic	*	*	*	731	*	*	20357	71	*
Taro 'Godere'	-	-	-	-	-	-	*	*	-
Sweet potatoes	-	-	-	*	*	*	*	*	-
Other Temporary	-	-	-	-	-	-	38073	300	-
Permanent crops	-	-	-	-	-	-	101770	8910	-
Avocado	-	-	-	-	-	-	*	*	-
Bananas	-	-	-	-	-	-	9821	44	-
Guava	-	-	-	-	-	-	-	-	-
Lemons	-	-	-	-	-	-	2221	*	-
Mangoes	-	-	-	-	-	-	*	*	-
Oranges	-	-	-	-	-	-	*	*	-
Papayas	-	-	-	-	-	-	773	*	-
Pineapples	-	-	-	-	-	-	-	-	-
Chat	-	-	-	-	-	-	28408	1316	-
Coffee	-	-	-	-	-	-	12678	110	-
Hops / 'Geshe'	-	-	-	-	-	-	39586	271	-
Enset	-	-	-	-	-	-	87893	7035	-
Sugar cane	-	-	-	-	-	-	9837	45	-
Other permanent	-	-	-	-	-	-	6449	*	-

South West Shewa zone (Table 1.4.13 Contd.)

Crop type	Improved seed			Pesticide		Irrigation		Extension package	
	Holder	Hectare	Quintal	Holder	Hectare	Holder	Hectare	Holder	Hectare
All	22044	5391	3868	96468	74303	13329	614	26597	14860
Cereals	17560	5284	3823	95203	72840	1287	*	25873	14676
Teff	*	*	*	75664	47072	-	-	7067	*
Barley	*	*	*	17769	3893	-	-	*	*
Wheat	2954	1394	2573	59524	21036	-	-	6887	2845
Maize	14625	3222	658	2657	*	1287	*	16921	3425
Sorghum	*	*	*	757	*	-	-	*	*
Finger millet	-	-	-	-	-	-	-	-	-
Oats / 'Aja'	-	-	-	*	*	-	-	-	-
Rice	-	-	-	*	*	-	-	-	-
Pulses	728	*	*	*	*	*	*	*	*
Horse / Faba beans	*	*	*	-	-	*	*	-	-
Field Peas	*	*	*	*	*	-	-	*	*
Haricot beans	*	*	*	-	-	-	-	*	*
Chick peas	-	-	-	*	*	-	-	-	-
Lentils	-	-	-	*	*	-	-	-	-
Vetch / Grass peas	-	-	-	*	*	-	-	-	-
Soya beans	-	-	-	-	-	-	-	-	-
Fenugreek	*	*	*	-	-	-	-	-	-
Gibto	-	-	-	-	-	-	-	-	-
Oilseeds	*	*	*	3356	867	*	*	*	*
Neug	-	-	-	-	-	-	-	-	-
Linseed	*	*	*	3356	867	-	-	*	*
Groundnuts	-	-	-	-	-	-	-	-	-
Safflower	*	*	*	-	-	-	-	-	-
Sesame	-	-	-	-	-	-	-	-	-
Rapeseed	-	-	-	-	-	*	*	*	*
Vegetables	*	*	-	-	-	7272	*	*	*
Lettuce	-	-	-	-	-	-	-	-	-
Head cabbage	*	*	-	-	-	*	*	-	-
Ethiopian cabbage	*	*	-	-	-	*	*	-	-
Tomatoes	*	*	-	-	-	*	*	*	*
Green peppers	*	*	-	-	-	5231	*	-	-
Red peppers	-	-	-	-	-	-	-	-	-
Swiss chard	*	*	-	-	-	-	-	-	-
Root crops	*	*	-	-	-	4875	*	*	*
Beetroot	*	*	-	-	-	1123	*	-	-
Carrot	*	*	-	-	-	*	*	-	-
Onion	*	*	-	-	-	2464	109	*	*
Potatoes	-	-	-	-	-	*	*	-	-
Garlic	-	-	-	-	-	*	*	-	-
Taro 'Godere'	-	-	-	-	-	-	-	-	-
Sweet potatoes	-	-	-	-	-	*	*	*	*
Other Temporary	-	-	-	*	*	*	*	-	-
Permanent crops	-	-	-	1069	*	10801	*	1306	36
Avocado	-	-	-	-	-	-	-	-	-
Bananas	-	-	-	-	-	*	*	-	-
Guava	-	-	-	-	-	-	-	-	-
Lemons	-	-	-	-	-	*	*	-	-
Mangoes	-	-	-	-	-	-	-	-	-
Oranges	-	-	-	-	-	-	-	-	-
Papayas	-	-	-	-	-	-	-	-	-
Pineapples	-	-	-	-	-	-	-	-	-
Chat	-	-	-	*	*	*	*	-	-
Coffee	1896	*	-	*	*	*	*	-	-
Hops / 'Gesho'	-	-	-	*	*	4273	*	-	-
Enset	-	-	-	*	*	*	*	-	-
Sugar cane	-	-	-	*	*	3224	23	-	-
Other permanent	-	-	-	*	*	*	*	-	-

Guji zone

Table 1.4.14 Number of Holders, Inputs Applied Area and Quantity of Inputs used

Crop type	All Crop area	All Fertilizer		Natural		DAP		
		Hectare	Quintal	Holder	Hectare	Holder	Hectare	Quintal
All	120664	32069	3569	71665	25890	6582	5436	3111
Cereals	73395	18934	3160	40898	12954	6582	5279	2757
Teff	8166	*	*	-	-	*	*	*
Barley	24810	12427	1931	23632	8415	4519	3705	1766
Wheat	9501	2058	696	4200	984	1287	904	561
Maize	30808	4040	*	28907	3551	*	*	*
Sorghum	*	*	-	*	*	-	-	-
Finger millet	-	-	-	-	-	-	-	-
Oats / 'Aja'	-	-	-	-	-	-	-	-
Rice	-	-	-	-	-	-	-	-
Pulses	10822	3993	*	19313	3799	*	*	*
Horse / Faba beans	2620	*	*	11031	*	*	*	*
Field Peas	5667	2739	*	10386	2554	*	*	*
Haricot beans	*	*	-	1818	*	-	-	-
Chick peas	*	-	-	-	-	-	-	-
Lentils	*	*	-	*	*	-	-	-
Vetch / Grass peas	-	-	-	-	-	-	-	-
Soya beans	-	-	-	-	-	-	-	-
Fenugreek	*	*	-	*	*	-	-	-
Gibto	-	-	-	-	-	-	-	-
Oilseeds	62	*	*	*	*	*	*	*
Neug	-	-	-	-	-	-	-	-
Linseed	*	*	*	-	-	*	*	*
Groundnuts	-	-	-	-	-	-	-	-
Safflower	*	-	-	-	-	-	-	-
Sesame	-	-	-	-	-	-	-	-
Rapeseed	55	*	-	*	*	-	-	-
Vegetables	1699	1010	-	46318	1010	-	-	-
Lettuce	-	-	-	-	-	-	-	-
Head cabbage	*	*	-	*	*	-	-	-
Ethiopian cabbage	1545	954	-	45526	954	-	-	-
Tomatoes	-	-	-	-	-	-	-	-
Green peppers	70	8	-	3353	8	-	-	-
Red peppers	*	-	-	-	-	-	-	-
Swiss chard	*	-	-	-	-	-	-	-
Root crops	1035	252	-	14590	252	-	-	-
Beetroot	*	*	-	*	*	-	-	-
Carrot	-	-	-	-	-	-	-	-
Onion	240	*	-	10595	*	-	-	-
Potatoes	*	*	-	*	*	-	-	-
Garlic	*	*	-	*	*	-	-	-
Taro 'Godere'	21	*	-	*	*	-	-	-
Sweet potatoes	445	*	-	*	*	-	-	-
Other Temporary	236	*	-	3248	*	-	-	-
Permanent crops	33416	7848	-	54299	7848	-	-	-
Avocado	*	*	-	*	*	-	-	-
Bananas	1255	150	-	4302	150	-	-	-
Guava	-	-	-	-	-	-	-	-
Lemons	*	-	-	-	-	-	-	-
Mangoes	*	-	-	-	-	-	-	-
Oranges	*	-	-	-	-	-	-	-
Papayas	*	*	-	*	*	-	-	-
Pineapples	-	-	-	-	-	-	-	-
Chat	352	*	-	*	*	-	-	-
Coffee	9083	*	-	*	*	-	-	-
Hops / 'Geshe'	*	*	-	*	*	-	-	-
Enset	21704	6163	-	52264	6163	-	-	-
Sugar cane	776	28	-	2317	28	-	-	-
Other permanent	*	*	-	*	*	-	-	-

Guji zone (Table 1.4.14 contd.)

Crop type	UREA			UREA + DAP			Indigenous seed		
	Holder	Hectare	Quintal	Holder	Hectare	Quintal	Holder	Hectare	Quintal
All	868	606	304	*	*	*	167798	118692	59035
Cereals	868	606	304	*	*	*	151533	71748	49104
Teff	-	-	-	-	-	-	25462	8166	2792
Barley	*	*	*	*	*	*	66921	24038	21748
Wheat	*	*	*	*	*	*	32916	9371	12757
Maize	*	*	*	-	-	-	120014	30063	11748
Sorghum	-	-	-	-	-	-	1703	*	*
Finger millet	-	-	-	-	-	-	-	-	-
Oats / 'Aja'	-	-	-	-	-	-	-	-	-
Rice	-	-	-	-	-	-	-	-	-
Pulses	-	-	-	*	*	*	67305	10709	9872
Horse / Faba beans	-	-	-	-	-	-	31441	2597	1842
Field Peas	-	-	-	*	*	*	25428	5590	*
Haricot beans	-	-	-	-	-	-	22693	*	*
Chick peas	-	-	-	-	-	-	3075	*	*
Lentils	-	-	-	-	-	-	*	*	*
Vetch / Grass peas	-	-	-	-	-	-	-	-	-
Soya beans	-	-	-	-	-	-	-	-	-
Fenugreek	-	-	-	-	-	-	*	*	-
Gibto	-	-	-	-	-	-	-	-	-
Oilseeds	-	-	-	-	-	-	3742	62	11
Neug	-	-	-	-	-	-	-	-	-
Linseed	-	-	-	-	-	-	*	*	*
Groundnuts	-	-	-	-	-	-	-	-	-
Safflower	-	-	-	-	-	-	*	*	*
Sesame	-	-	-	-	-	-	-	-	-
Rapeseed	-	-	-	-	-	-	3037	55	*
Vegetables	-	-	-	-	-	-	84709	1646	*
Lettuce	-	-	-	-	-	-	-	-	-
Head cabbage	-	-	-	-	-	-	-	-	-
Ethiopian cabbage	-	-	-	-	-	-	81985	1540	*
Tomatoes	-	-	-	-	-	-	-	-	-
Green peppers	-	-	-	-	-	-	10297	70	-
Red peppers	-	-	-	-	-	-	*	*	-
Swiss chard	-	-	-	-	-	-	*	*	-
Root crops	-	-	-	-	-	-	37114	1028	*
Beetroot	-	-	-	-	-	-	*	*	-
Carrot	-	-	-	-	-	-	-	-	-
Onion	-	-	-	-	-	-	14353	240	-
Potatoes	-	-	-	-	-	-	5208	*	*
Garlic	-	-	-	-	-	-	*	*	-
Taro 'Godere'	-	-	-	-	-	-	2302	21	-
Sweet potatoes	-	-	-	-	-	-	16522	442	*
Other Temporary	-	-	-	-	-	-	16165	236	*
Permanent crops	-	-	-	-	-	-	130579	33264	-
Avocado	-	-	-	-	-	-	3597	*	-
Bananas	-	-	-	-	-	-	26905	1255	-
Guava	-	-	-	-	-	-	-	-	-
Lemons	-	-	-	-	-	-	*	*	-
Mangoes	-	-	-	-	-	-	*	*	-
Oranges	-	-	-	-	-	-	*	*	-
Papayas	-	-	-	-	-	-	*	*	-
Pineapples	-	-	-	-	-	-	-	-	-
Chat	-	-	-	-	-	-	7999	352	-
Coffee	-	-	-	-	-	-	47335	8934	-
Hops / 'Geshe'	-	-	-	-	-	-	3673	*	-
Enset	-	-	-	-	-	-	124178	21704	-
Sugar cane	-	-	-	-	-	-	18547	776	-
Other permanent	-	-	-	-	-	-	2119	*	-

Guji zone (Table 1.4.14 Contd.)

Crop type	Improved seed			Pesticide		Irrigation		Extension package	
	Holder	Hectare	Quintal	Holder	Hectare	Holder	Hectare	Holder	Hectare
All	8684	1967	672	*	*	*	*	4572	2808
Cereals	4586	1647	616	*	*	*	*	3750	2466
Teff	-	-	-	*	*	-	-	-	-
Barley	*	*	*	-	-	-	-	1871	1760
Wheat	*	*	*	*	*	-	-	*	*
Maize	3095	745	*	*	*	*	*	1570	*
Sorghum	-	-	-	-	-	-	-	-	-
Finger millet	-	-	-	-	-	-	-	-	-
Oats / 'Aja'	-	-	-	-	-	-	-	-	-
Rice	-	-	-	-	-	-	-	-	-
Pulses	1646	*	*	-	-	*	*	*	*
Horse / Faba beans	*	*	*	-	-	-	-	-	-
Field Peas	*	*	*	-	-	-	-	*	*
Haricot beans	*	*	*	-	-	*	*	-	-
Chick peas	-	-	-	-	-	-	-	-	-
Lentils	-	-	-	-	-	-	-	-	-
Vetch / Grass peas	-	-	-	-	-	-	-	-	-
Soya beans	-	-	-	-	-	-	-	-	-
Fenugreek	-	-	-	-	-	-	-	-	-
Gibto	-	-	-	-	-	-	-	-	-
Oilseeds	-	-	-	-	-	-	-	-	-
Neug	-	-	-	-	-	-	-	-	-
Linseed	-	-	-	-	-	-	-	-	-
Groundnuts	-	-	-	-	-	-	-	-	-
Safflower	-	-	-	-	-	-	-	-	-
Sesame	-	-	-	-	-	-	-	-	-
Rapeseed	-	-	-	-	-	-	-	-	-
Vegetables	*	*	-	-	-	*	*	-	-
Lettuce	-	-	-	-	-	-	-	-	-
Head cabbage	*	*	-	-	-	-	-	-	-
Ethiopian cabbage	-	-	-	-	-	*	*	-	-
Tomatoes	-	-	-	-	-	-	-	-	-
Green peppers	-	-	-	-	-	-	-	-	-
Red peppers	-	-	-	-	-	-	-	-	-
Swiss chard	-	-	-	-	-	-	-	-	-
Root crops	*	*	-	-	-	*	*	*	*
Beetroot	*	*	-	-	-	-	-	-	-
Carrot	-	-	-	-	-	-	-	-	-
Onion	-	-	-	-	-	-	-	*	*
Potatoes	-	-	-	-	-	-	-	-	-
Garlic	-	-	-	-	-	-	-	-	-
Taro 'Godere'	-	-	-	-	-	-	-	-	-
Sweet potatoes	*	*	-	-	-	*	*	*	*
Other Temporary	-	-	-	-	-	-	-	-	-
Permanent crops	-	-	-	*	*	*	*	1507	*
Avocado	-	-	-	-	-	-	-	-	-
Bananas	-	-	-	-	-	*	*	-	-
Guava	-	-	-	-	-	-	-	-	-
Lemons	-	-	-	-	-	-	-	-	-
Mangoes	-	-	-	-	-	-	-	-	-
Oranges	-	-	-	-	-	-	-	-	-
Papayas	-	-	-	-	-	*	*	-	-
Pineapples	-	-	-	-	-	-	-	-	-
Chat	-	-	-	-	-	-	-	-	-
Coffee	1328	*	-	*	*	*	*	-	-
Hops / 'Geshe'	-	-	-	-	-	-	-	-	-
Enset	-	-	-	*	*	*	*	-	-
Sugar cane	-	-	-	*	*	*	*	-	-
Other permanent	-	-	-	-	-	-	-	-	-

Somali Region

Table 1.5 Number of Holders, Inputs Applied Area and Quantity of Inputs used

Crop type	All Crop area	All Fertilizer		Natural		DAP		
		Hectare	Quintal	Holder	Hectare	Holder	Hectare	Quintal
All	80919	7385	*	15877	5206	415	*	*
Cereals	67731	5792	*	13172	4130	397	*	*
Teff	*	-	-	-	-	-	-	-
Barley	4012	*	*	*	*	-	-	-
Wheat	10128	1152	*	*	*	-	-	-
Maize	22046	2065	*	9972	1492	*	*	*
Sorghum	31008	1928	*	7503	1434	*	*	*
Finger millet	*	-	-	-	-	-	-	-
Oats / 'Aja'	470	*	-	*	*	-	-	-
Rice	-	-	-	-	-	-	-	-
Pulses	2531	*	*	2096	140	*	*	*
Horse / Faba beans	*	-	-	-	-	-	-	-
Field Peas	*	*	-	*	*	-	-	-
Haricot beans	1744	*	*	1406	98	*	*	*
Chick peas	161	*	-	*	*	-	-	-
Lentils	*	*	-	*	*	-	-	-
Vetch / Grass peas	-	-	-	-	-	-	-	-
Soya beans	-	-	-	-	-	-	-	-
Fenugreek	272	-	-	-	-	-	-	-
Gibto	-	-	-	-	-	-	-	-
Oilseeds	240	*	*	*	*	-	-	-
Neug	*	-	-	-	-	-	-	-
Linseed	210	*	*	-	-	-	-	-
Groundnuts	-	-	-	-	-	-	-	-
Safflower	-	-	-	-	-	-	-	-
Sesame	*	*	-	*	*	-	-	-
Rapeseed	*	*	-	*	*	-	-	-
Vegetables	140	21	*	556	14	*	*	*
Lettuce	-	-	-	-	-	-	-	-
Head cabbage	*	*	*	-	-	-	-	-
Ethiopian cabbage	*	*	-	*	*	-	-	-
Tomatoes	*	*	-	*	*	*	*	*
Green peppers	12	5	*	*	*	-	-	-
Red peppers	*	*	-	*	*	-	-	-
Swiss chard	-	-	-	-	-	-	-	-
Root crops	906	169	*	2336	124	*	*	*
Beetroot	*	-	-	-	-	-	-	-
Carrot	*	-	-	-	-	-	-	-
Onion	126	*	*	*	*	*	*	*
Potatoes	*	*	*	*	*	-	-	-
Garlic	260	*	-	*	*	-	-	-
Taro 'Godere'	-	-	-	-	-	-	-	-
Sweet potatoes	493	121	*	1036	87	*	*	*
Other Temporary	*	*	-	*	*	-	-	-
Permanent crops	8412	1126	-	7196	778	-	-	-
Avocado	*	*	-	*	*	-	-	-
Bananas	95	17	-	249	17	-	-	-
Guava	12	*	-	*	*	-	-	-
Lemons	72	9	-	355	9	-	-	-
Mangoes	88	3	-	184	3	-	-	-
Oranges	79	13	-	196	13	-	-	-
Papayas	*	*	-	305	1	-	-	-
Pineapples	*	-	-	-	-	-	-	-
Chat	7984	1075	-	6517	728	-	-	-
Coffee	*	*	-	40	*	-	-	-
Hops / 'Gesho'	-	-	-	-	-	-	-	-
Enset	-	-	-	-	-	-	-	-
Sugar cane	2	*	-	*	*	-	-	-
Other permanent	32	3	-	193	3	-	-	-

Somali Region (Table 1.5 contd.)

Crop type	UREA			UREA + DAP			Indigenous seed		
	Holder	Hectare	Quintal	Holder	Hectare	Quintal	Holder	Hectare	Quintal
All	3917	*	*	756	193	*	85440	80553	47935
Cereals	3409	*	*	756	166	*	83634	67393	46877
Teff	-	-	-	-	-	-	*	*	*
Barley	*	*	*	*	*	*	22149	4012	4478
Wheat	*	*	*	*	*	-	35292	10127	10906
Maize	*	*	*	*	*	*	70921	21779	8249
Sorghum	*	*	*	*	*	*	61716	30944	*
Finger millet	-	-	-	-	-	-	*	*	*
Oats / 'Aja'	-	-	-	-	-	-	6477	465	553
Rice	-	-	-	-	-	-	-	-	-
Pulses	*	*	*	*	*	*	19569	2522	837
Horse / Faba beans	-	-	-	-	-	-	*	*	*
Field Peas	-	-	-	-	-	-	2186	*	94
Haricot beans	*	*	*	*	*	*	12331	1740	520
Chick peas	-	-	-	-	-	-	1886	156	60
Lentils	-	-	-	-	-	-	1681	*	*
Vetch / Grass peas	-	-	-	-	-	-	-	-	-
Soya beans	-	-	-	-	-	-	-	-	-
Fenugreek	-	-	-	-	-	-	3610	272	109
Gibto	-	-	-	-	-	-	-	-	-
Oilseeds	*	*	*	*	*	-	5255	240	38
Neug	-	-	-	-	-	-	*	*	*
Linseed	*	*	*	*	*	-	4540	210	35
Groundnuts	-	-	-	-	-	-	-	-	-
Safflower	-	-	-	-	-	-	-	-	-
Sesame	-	-	-	-	-	-	*	*	*
Rapeseed	-	-	-	-	-	-	*	*	*
Vegetables	*	*	*	-	-	-	2074	*	*
Lettuce	-	-	-	-	-	-	-	-	-
Head cabbage	*	*	*	-	-	-	*	*	-
Ethiopian cabbage	-	-	-	-	-	-	*	*	-
Tomatoes	*	*	*	-	-	-	1541	*	*
Green peppers	*	*	*	-	-	-	618	8	-
Red peppers	-	-	-	-	-	-	-	-	-
Swiss chard	-	-	-	-	-	-	-	-	-
Root crops	*	*	*	-	-	-	12192	906	*
Beetroot	-	-	-	-	-	-	*	*	-
Carrot	-	-	-	-	-	-	-	-	-
Onion	*	*	*	-	-	-	3031	126	*
Potatoes	*	*	*	-	-	-	1132	*	-
Garlic	-	-	-	-	-	-	4678	260	*
Taro 'Godere'	-	-	-	-	-	-	-	-	-
Sweet potatoes	*	*	*	-	-	-	5779	493	-
Other Temporary	-	-	-	-	-	-	7128	*	*
Permanent crops	-	-	-	-	-	-	40589	8405	-
Avocado	-	-	-	-	-	-	*	*	-
Bananas	-	-	-	-	-	-	1303	93	-
Guava	-	-	-	-	-	-	593	12	-
Lemons	-	-	-	-	-	-	1632	72	-
Mangoes	-	-	-	-	-	-	2041	88	-
Oranges	-	-	-	-	-	-	976	79	-
Papayas	-	-	-	-	-	-	1659	*	-
Pineapples	-	-	-	-	-	-	*	*	-
Chat	-	-	-	-	-	-	36972	7980	-
Coffee	-	-	-	-	-	-	234	*	-
Hops / 'Geshe'	-	-	-	-	-	-	-	-	-
Enset	-	-	-	-	-	-	-	-	-
Sugar cane	-	-	-	-	-	-	87	2	-
Other permanent	-	-	-	-	-	-	928	32	-

Somali Region (Table 1.5 Contd.)

Crop type	Improved seed			Pesticide		Irrigation		Extension package	
	Holder	Hectare	Quintal	Holder	Hectare	Holder	Hectare	Holder	Hectare
All	1084	353	*	*	*	4602	1877	1345	679
Cereals	748	*	*	*	*	3778	1209	1301	672
Teff	-	-	-	-	-	*	*	-	-
Barley	-	-	-	-	-	*	*	-	-
Wheat	*	*	*	-	-	*	*	*	*
Maize	658	*	*	*	*	2510	461	1163	299
Sorghum	*	*	*	*	*	2190	735	1056	*
Finger millet	-	-	-	-	-	-	-	-	-
Oats / 'Aja'	-	-	-	-	-	*	*	-	-
Rice	-	-	-	-	-	-	-	-	-
Pulses	*	*	*	-	-	*	58	*	*
Horse / Faba beans	-	-	-	-	-	-	-	-	-
Field Peas	-	-	-	-	-	*	*	-	-
Haricot beans	*	*	-	-	-	*	58	*	*
Chick peas	*	*	*	-	-	-	-	-	-
Lentils	-	-	-	-	-	*	*	-	-
Vetch / Grass peas	-	-	-	-	-	-	-	-	-
Soya beans	-	-	-	-	-	-	-	-	-
Fenugreek	-	-	-	-	-	-	-	-	-
Gibto	-	-	-	-	-	-	-	-	-
Oilseeds	-	-	-	-	-	33	1	*	*
Neug	-	-	-	-	-	-	-	-	-
Linseed	-	-	-	-	-	-	-	*	*
Groundnuts	-	-	-	-	-	-	-	-	-
Safflower	-	-	-	-	-	-	-	-	-
Sesame	-	-	-	-	-	33	1	-	-
Rapeseed	-	-	-	-	-	-	-	-	-
Vegetables	238	11	-	*	*	543	37	*	*
Lettuce	-	-	-	-	-	-	-	-	-
Head cabbage	-	-	-	*	*	*	*	-	-
Ethiopian cabbage	-	-	-	-	-	*	*	-	-
Tomatoes	177	6	-	*	*	422	27	*	*
Green peppers	69	*	-	*	*	245	9	-	-
Red peppers	*	*	-	-	-	*	*	-	-
Swiss chard	-	-	-	-	-	-	-	-	-
Root crops	*	*	-	*	*	770	48	*	*
Beetroot	-	-	-	-	-	-	-	-	-
Carrot	*	*	-	-	-	*	*	-	-
Onion	*	*	-	*	*	*	*	*	*
Potatoes	-	-	-	-	-	-	-	-	-
Garlic	-	-	-	-	-	*	*	-	-
Taro 'Godere'	-	-	-	-	-	-	-	-	-
Sweet potatoes	-	-	-	*	*	635	43	-	-
Other Temporary	-	-	-	-	-	42	*	-	-
Permanent crops	-	-	-	*	*	3145	523	-	-
Avocado	-	-	-	-	-	*	*	-	-
Bananas	-	-	-	-	-	960	86	-	-
Guava	-	-	-	-	-	207	4	-	-
Lemons	-	-	-	*	*	1379	66	-	-
Mangoes	-	-	-	-	-	862	25	-	-
Oranges	-	-	-	-	-	995	79	-	-
Papayas	-	-	-	*	*	444	*	-	-
Pineapples	-	-	-	-	-	*	*	-	-
Chat	-	-	-	*	*	1826	215	-	-
Coffee	*	*	-	-	-	243	*	-	-
Hops / 'Gescho'	-	-	-	-	-	-	-	-	-
Enset	-	-	-	-	-	-	-	-	-
Sugar cane	-	-	-	-	-	87	2	-	-
Other permanent	-	-	-	-	-	800	21	-	-

Shinele zone

Table 1.5.1. Number of Holders, Inputs Applied Area and Quantity of Inputs used

Crop type	All	All Fertilizer		Natural		DAP		
	Crop area	Hectare	Quintal	Holder	Hectare	Holder	Hectare	Quintal
All	1598	267	*	870	262	*	*	*
Cereals	1139	186	*	674	183	*	*	*
Teff	*	-	-	-	-	-	-	-
Barley	*	-	-	-	-	-	-	-
Wheat	*	-	-	-	-	-	-	-
Maize	86	21	*	302	21	*	*	*
Sorghum	1052	165	*	576	163	-	-	-
Finger millet	-	-	-	-	-	-	-	-
Oats / 'Aja'	-	-	-	-	-	-	-	-
Rice	-	-	-	-	-	-	-	-
Pulses	*	-	-	-	-	-	-	-
Horse / Faba beans	-	-	-	-	-	-	-	-
Field Peas	*	-	-	-	-	-	-	-
Haricot beans	*	-	-	-	-	-	-	-
Chick peas	*	-	-	-	-	-	-	-
Lentils	*	-	-	-	-	-	-	-
Vetch / Grass peas	-	-	-	-	-	-	-	-
Soya beans	-	-	-	-	-	-	-	-
Fenugreek	-	-	-	-	-	-	-	-
Gibto	-	-	-	-	-	-	-	-
Oilseeds	2	*	-	*	*	-	-	-
Neug	-	-	-	-	-	-	-	-
Linseed	-	-	-	-	-	-	-	-
Groundnuts	-	-	-	-	-	-	-	-
Safflower	-	-	-	-	-	-	-	-
Sesame	2	*	-	*	*	-	-	-
Rapeseed	-	-	-	-	-	-	-	-
Vegetables	17	6	*	116	5	-	-	-
Lettuce	-	-	-	-	-	-	-	-
Head cabbage	-	-	-	-	-	-	-	-
Ethiopian cabbage	*	-	-	-	-	-	-	-
Tomatoes	8	2	*	45	*	-	-	-
Green peppers	8	*	*	70	*	-	-	-
Red peppers	*	*	-	*	*	-	-	-
Swiss chard	-	-	-	-	-	-	-	-
Root crops	44	9	-	176	9	-	-	-
Beetroot	-	-	-	-	-	-	-	-
Carrot	-	-	-	-	-	-	-	-
Onion	*	*	-	*	*	-	-	-
Potatoes	-	-	-	-	-	-	-	-
Garlic	-	-	-	-	-	-	-	-
Taro 'Godere'	-	-	-	-	-	-	-	-
Sweet potatoes	44	9	-	167	9	-	-	-
Other Temporary	*	*	-	*	*	-	-	-
Permanent crops	395	65	-	578	64	-	-	-
Avocado	*	*	-	*	*	-	-	-
Bananas	68	10	-	149	9	-	-	-
Guava	2	*	-	*	*	-	-	-
Lemons	59	9	-	321	9	-	-	-
Mangoes	21	2	-	111	2	-	-	-
Oranges	72	13	-	196	13	-	-	-
Papayas	3	*	-	81	*	-	-	-
Pineapples	*	-	-	-	-	-	-	-
Chat	140	27	-	263	26	-	-	-
Coffee	6	*	-	40	*	-	-	-
Hops / 'Geshe'	-	-	-	-	-	-	-	-
Enset	-	-	-	-	-	-	-	-
Sugar cane	2	*	-	*	*	-	-	-
Other permanent	21	3	-	193	3	-	-	-

Shinele zone (Table 1.5.1 contd.)

Crop type	UREA			UREA + DAP			Indigenous seed		
	Holder	Hectare	Quintal	Holder	Hectare	Quintal	Holder	Hectare	Quintal
All	35	*	*	-	-	-	3108	1584	232
Cereals	*	*	*	-	-	-	2893	1139	231
Teff	-	-	-	-	-	-	*	*	*
Barley	-	-	-	-	-	-	*	*	*
Wheat	-	-	-	-	-	-	*	*	-
Maize	-	-	-	-	-	-	1257	86	25
Sorghum	*	*	*	-	-	-	2701	1052	206
Finger millet	-	-	-	-	-	-	-	-	-
Oats / 'Aja'	-	-	-	-	-	-	-	-	-
Rice	-	-	-	-	-	-	-	-	-
Pulses	-	-	-	-	-	-	27	*	*
Horse / Faba beans	-	-	-	-	-	-	-	-	-
Field Peas	-	-	-	-	-	-	*	*	*
Haricot beans	-	-	-	-	-	-	*	*	*
Chick peas	-	-	-	-	-	-	-	-	-
Lentils	-	-	-	-	-	-	*	*	*
Vetch / Grass peas	-	-	-	-	-	-	-	-	-
Soya beans	-	-	-	-	-	-	-	-	-
Fenugreek	-	-	-	-	-	-	-	-	-
Gibto	-	-	-	-	-	-	-	-	-
Oilseeds	-	-	-	-	-	-	78	2	*
Neug	-	-	-	-	-	-	-	-	-
Linseed	-	-	-	-	-	-	-	-	-
Groundnuts	-	-	-	-	-	-	-	-	-
Safflower	-	-	-	-	-	-	-	-	-
Sesame	-	-	-	-	-	-	78	2	*
Rapeseed	-	-	-	-	-	-	-	-	-
Vegetables	*	*	*	-	-	-	229	6	-
Lettuce	-	-	-	-	-	-	-	-	-
Head cabbage	-	-	-	-	-	-	-	-	-
Ethiopian cabbage	-	-	-	-	-	-	*	*	-
Tomatoes	*	*	*	-	-	-	107	3	-
Green peppers	*	*	*	-	-	-	167	3	-
Red peppers	-	-	-	-	-	-	-	-	-
Swiss chard	-	-	-	-	-	-	-	-	-
Root crops	-	-	-	-	-	-	630	44	-
Beetroot	-	-	-	-	-	-	-	-	-
Carrot	-	-	-	-	-	-	-	-	-
Onion	-	-	-	-	-	-	*	*	-
Potatoes	-	-	-	-	-	-	-	-	-
Garlic	-	-	-	-	-	-	-	-	-
Taro 'Godere'	-	-	-	-	-	-	-	-	-
Sweet potatoes	-	-	-	-	-	-	621	44	-
Other Temporary	-	-	-	-	-	-	42	*	-
Permanent crops	-	-	-	-	-	-	1996	392	-
Avocado	-	-	-	-	-	-	-	-	-
Bananas	-	-	-	-	-	-	753	66	-
Guava	-	-	-	-	-	-	97	2	-
Lemons	-	-	-	-	-	-	1279	59	-
Mangoes	-	-	-	-	-	-	699	21	-
Oranges	-	-	-	-	-	-	846	71	-
Papayas	-	-	-	-	-	-	271	3	-
Pineapples	-	-	-	-	-	-	*	*	-
Chat	-	-	-	-	-	-	1270	140	-
Coffee	-	-	-	-	-	-	168	6	-
Hops / 'Geshe'	-	-	-	-	-	-	-	-	-
Enset	-	-	-	-	-	-	-	-	-
Sugar cane	-	-	-	-	-	-	87	2	-
Other permanent	-	-	-	-	-	-	807	21	-

Shinele zone (Table 1.5.1 Contd.)

Crop type	Improved seed			Pesticide		Irrigation		Extension package	
	Holder	Hectare	Quintal	Holder	Hectare	Holder	Hectare	Holder	Hectare
All	239	13	-	43	*	2438	1194	40	*
Cereals	-	-	-	*	*	2164	743	31	*
Teff	-	-	-	-	-	*	*	-	-
Barley	-	-	-	-	-	*	*	-	-
Wheat	-	-	-	-	-	*	*	-	-
Maize	-	-	-	-	-	1069	75	-	-
Sorghum	-	-	-	*	*	1954	667	31	*
Finger millet	-	-	-	-	-	-	-	-	-
Oats / 'Aja'	-	-	-	-	-	-	-	-	-
Rice	-	-	-	-	-	-	-	-	-
Pulses	-	-	-	-	-	27	*	-	-
Horse / Faba beans	-	-	-	-	-	-	-	-	-
Field Peas	-	-	-	-	-	*	*	-	-
Haricot beans	-	-	-	-	-	*	*	-	-
Chick peas	-	-	-	-	-	-	-	-	-
Lentils	-	-	-	-	-	*	*	-	-
Vetch / Grass peas	-	-	-	-	-	-	-	-	-
Soya beans	-	-	-	-	-	-	-	-	-
Fenugreek	-	-	-	-	-	-	-	-	-
Gibto	-	-	-	-	-	-	-	-	-
Oilseeds	-	-	-	-	-	33	1	-	-
Neug	-	-	-	-	-	-	-	-	-
Linseed	-	-	-	-	-	-	-	-	-
Groundnuts	-	-	-	-	-	-	-	-	-
Safflower	-	-	-	-	-	-	-	-	-
Sesame	-	-	-	-	-	33	1	-	-
Rapeseed	-	-	-	-	-	-	-	-	-
Vegetables	203	10	-	*	*	361	17	*	*
Lettuce	-	-	-	-	-	-	-	-	-
Head cabbage	-	-	-	-	-	-	-	-	-
Ethiopian cabbage	-	-	-	-	-	*	*	-	-
Tomatoes	142	6	-	*	*	240	8	*	*
Green peppers	69	*	-	-	-	228	8	-	-
Red peppers	*	*	-	-	-	*	*	-	-
Swiss chard	-	-	-	-	-	-	-	-	-
Root crops	*	*	-	-	-	604	42	-	-
Beetroot	-	-	-	-	-	-	-	-	-
Carrot	-	-	-	-	-	-	-	-	-
Onion	*	*	-	-	-	*	*	-	-
Potatoes	-	-	-	-	-	-	-	-	-
Garlic	-	-	-	-	-	-	-	-	-
Taro 'Godere'	-	-	-	-	-	-	-	-	-
Sweet potatoes	-	-	-	-	-	586	42	-	-
Other Temporary	-	-	-	-	-	42	*	-	-
Permanent crops	-	-	-	*	*	1960	389	-	-
Avocado	-	-	-	-	-	*	*	-	-
Bananas	-	-	-	-	-	743	68	-	-
Guava	-	-	-	-	-	85	2	-	-
Lemons	-	-	-	*	*	1279	59	-	-
Mangoes	-	-	-	-	-	682	21	-	-
Oranges	-	-	-	-	-	864	71	-	-
Papayas	-	-	-	-	-	271	3	-	-
Pineapples	-	-	-	-	-	*	*	-	-
Chat	-	-	-	-	-	1253	138	-	-
Coffee	*	*	-	-	-	177	6	-	-
Hops / 'Gesho'	-	-	-	-	-	-	-	-	-
Enset	-	-	-	-	-	-	-	-	-
Sugar cane	-	-	-	-	-	87	2	-	-
Other permanent	-	-	-	-	-	800	21	-	-

Table 1.5.2. Number of Holders, Inputs Applied Area and Quantity of Inputs used

Crop type	All Crop area	All Fertilizer		Natural		DAP		
		Hectare	Quintal	Holder	Hectare	Holder	Hectare	Quintal
All	72915	6883	*	14102	4799	*	*	*
Cereals	61837	5467	*	11913	3878	*	*	*
Teff	*	-	-	-	-	-	-	-
Barley	4012	*	*	*	*	-	-	-
Wheat	10128	1152	*	*	*	-	-	-
Maize	17350	1904	*	9084	1403	*	*	*
Sorghum	29815	1763	*	6884	1271	*	*	*
Finger millet	*	-	-	-	-	-	-	-
Oats / 'Aja'	470	*	-	*	*	-	-	-
Rice	-	-	-	-	-	-	-	-
Pulses	1105	*	*	1657	*	*	*	*
Horse / Faba beans	-	-	-	-	-	-	-	-
Field Peas	*	*	-	*	*	-	-	-
Haricot beans	*	*	*	*	*	*	*	*
Chick peas	161	*	-	*	*	-	-	-
Lentils	*	*	-	*	*	-	-	-
Vetch / Grass peas	-	-	-	-	-	-	-	-
Soya beans	-	-	-	-	-	-	-	-
Fenugreek	272	-	-	-	-	-	-	-
Gibto	-	-	-	-	-	-	-	-
Oilseeds	215	*	*	*	*	-	-	-
Neug	*	-	-	-	-	-	-	-
Linseed	210	*	*	-	-	-	-	-
Groundnuts	-	-	-	-	-	-	-	-
Safflower	-	-	-	-	-	-	-	-
Sesame	-	-	-	-	-	-	-	-
Rapeseed	*	*	-	*	*	-	-	-
Vegetables	*	*	-	*	*	-	-	-
Lettuce	-	-	-	-	-	-	-	-
Head cabbage	-	-	-	-	-	-	-	-
Ethiopian cabbage	*	-	-	-	-	-	-	-
Tomatoes	*	*	-	*	*	-	-	-
Green peppers	*	*	-	*	*	-	-	-
Red peppers	-	-	-	-	-	-	-	-
Swiss chard	-	-	-	-	-	-	-	-
Root crops	858	158	*	2160	115	*	*	*
Beetroot	*	-	-	-	-	-	-	-
Carrot	-	-	-	-	-	-	-	-
Onion	123	*	-	*	*	-	-	-
Potatoes	*	*	*	*	*	-	-	-
Garlic	260	*	-	*	*	-	-	-
Taro 'Godere'	-	-	-	-	-	-	-	-
Sweet potatoes	*	*	*	*	*	*	*	*
Other Temporary	*	*	-	*	*	-	-	-
Permanent crops	7907	1048	-	6356	702	-	-	-
Avocado	*	-	-	-	-	-	-	-
Bananas	-	-	-	-	-	-	-	-
Guava	*	-	-	-	-	-	-	-
Lemons	*	-	-	-	-	-	-	-
Mangoes	-	-	-	-	-	-	-	-
Oranges	*	-	-	-	-	-	-	-
Papayas	*	*	-	*	*	-	-	-
Pineapples	-	-	-	-	-	-	-	-
Chat	7844	1048	-	6255	702	-	-	-
Coffee	*	-	-	-	-	-	-	-
Hops / 'Gesho'	-	-	-	-	-	-	-	-
Enset	-	-	-	-	-	-	-	-
Sugar cane	-	-	-	-	-	-	-	-
Other permanent	*	-	-	-	-	-	-	-

Jijiga zone (Table 1.5.2 contd.)

Crop type	UREA			UREA + DAP			Indigenous seed		
	Holder	Hectare	Quintal	Holder	Hectare	Quintal	Holder	Hectare	Quintal
All	3790	*	*	756	193	*	70521	72760	45722
Cereals	3365	*	*	756	166	*	69835	61694	45065
Teff	-	-	-	-	-	-	*	*	*
Barley	*	*	*	*	*	*	22140	4012	4478
Wheat	*	*	*	*	*	-	35205	10127	10858
Maize	*	*	*	*	*	*	59073	17277	6729
Sorghum	*	*	*	*	*	*	58271	29751	*
Finger millet	-	-	-	-	-	-	*	*	*
Oats / 'Aja'	-	-	-	-	-	-	6477	465	553
Rice	-	-	-	-	-	-	-	-	-
Pulses	*	*	*	*	*	*	13023	1097	440
Horse / Faba beans	-	-	-	-	-	-	-	-	-
Field Peas	-	-	-	-	-	-	2177	*	94
Haricot beans	*	*	*	*	*	*	5794	*	*
Chick peas	-	-	-	-	-	-	1886	156	60
Lentils	-	-	-	-	-	-	1672	*	*
Vetch / Grass peas	-	-	-	-	-	-	-	-	-
Soya beans	-	-	-	-	-	-	-	-	-
Fenugreek	-	-	-	-	-	-	3610	272	109
Gibto	-	-	-	-	-	-	-	-	-
Oilseeds	*	*	*	*	*	-	4879	215	36
Neug	-	-	-	-	-	-	*	*	*
Linseed	*	*	*	*	*	-	4540	210	35
Groundnuts	-	-	-	-	-	-	-	-	-
Safflower	-	-	-	-	-	-	-	-	-
Sesame	-	-	-	-	-	-	-	-	-
Rapeseed	-	-	-	-	-	-	*	*	*
Vegetables	-	-	-	-	-	-	1518	*	*
Lettuce	-	-	-	-	-	-	-	-	-
Head cabbage	-	-	-	-	-	-	-	-	-
Ethiopian cabbage	-	-	-	-	-	-	*	*	-
Tomatoes	-	-	-	-	-	-	1171	*	*
Green peppers	-	-	-	-	-	-	434	*	-
Red peppers	-	-	-	-	-	-	-	-	-
Swiss chard	-	-	-	-	-	-	-	-	-
Root crops	*	*	*	-	-	-	11496	858	*
Beetroot	-	-	-	-	-	-	*	*	-
Carrot	-	-	-	-	-	-	-	-	-
Onion	-	-	-	-	-	-	2988	123	*
Potatoes	*	*	*	-	-	-	1132	*	-
Garlic	-	-	-	-	-	-	4678	260	*
Taro 'Godere'	-	-	-	-	-	-	-	-	-
Sweet potatoes	*	*	*	-	-	-	5109	*	-
Other Temporary	-	-	-	-	-	-	7043	*	*
Permanent crops	-	-	-	-	-	-	36136	7902	-
Avocado	-	-	-	-	-	-	*	*	-
Bananas	-	-	-	-	-	-	-	-	-
Guava	-	-	-	-	-	-	*	*	-
Lemons	-	-	-	-	-	-	*	*	-
Mangoes	-	-	-	-	-	-	-	-	-
Oranges	-	-	-	-	-	-	*	*	-
Papayas	-	-	-	-	-	-	*	*	-
Pineapples	-	-	-	-	-	-	-	-	-
Chat	-	-	-	-	-	-	35702	7840	-
Coffee	-	-	-	-	-	-	*	*	-
Hops / 'Geshe'	-	-	-	-	-	-	-	-	-
Enset	-	-	-	-	-	-	-	-	-
Sugar cane	-	-	-	-	-	-	-	-	-
Other permanent	-	-	-	-	-	-	*	*	-

Jijiga zone (Table 1.5.2 Contd.)

Crop type	Improved seed			Pesticide		Irrigation		Extension package	
	Holder	Hectare	Quintal	Holder	Hectare	Holder	Hectare	Holder	Hectare
All	422	*	*	*	*	*	247	1131	*
Cereals	360	*	*	*	*	504	*	1131	*
Teff	-	-	-	-	-	-	-	-	-
Barley	-	-	-	-	-	-	-	-	-
Wheat	*	*	*	-	-	*	*	*	*
Maize	*	*	*	-	-	*	*	1024	*
Sorghum	*	*	*	*	*	*	*	1024	*
Finger millet	-	-	-	-	-	-	-	-	-
Oats / 'Aja'	-	-	-	-	-	*	*	-	-
Rice	-	-	-	-	-	-	-	-	-
Pulses	*	*	*	-	-	-	-	-	-
Horse / Faba beans	-	-	-	-	-	-	-	-	-
Field Peas	-	-	-	-	-	-	-	-	-
Haricot beans	-	-	-	-	-	-	-	-	-
Chick peas	*	*	*	-	-	-	-	-	-
Lentils	-	-	-	-	-	-	-	-	-
Vetch / Grass peas	-	-	-	-	-	-	-	-	-
Soya beans	-	-	-	-	-	-	-	-	-
Fenugreek	-	-	-	-	-	-	-	-	-
Gibto	-	-	-	-	-	-	-	-	-
Oilseeds	-	-	-	-	-	-	-	*	*
Neug	-	-	-	-	-	-	-	-	-
Linseed	-	-	-	-	-	-	-	*	*
Groundnuts	-	-	-	-	-	-	-	-	-
Safflower	-	-	-	-	-	-	-	-	-
Sesame	-	-	-	-	-	-	-	-	-
Rapeseed	-	-	-	-	-	-	-	-	-
Vegetables	-	-	-	-	-	-	-	-	-
Lettuce	-	-	-	-	-	-	-	-	-
Head cabbage	-	-	-	-	-	-	-	-	-
Ethiopian cabbage	-	-	-	-	-	-	-	-	-
Tomatoes	-	-	-	-	-	-	-	-	-
Green peppers	-	-	-	-	-	-	-	-	-
Red peppers	-	-	-	-	-	-	-	-	-
Swiss chard	-	-	-	-	-	-	-	-	-
Root crops	-	-	-	-	-	*	*	-	-
Beetroot	-	-	-	-	-	-	-	-	-
Carrot	-	-	-	-	-	-	-	-	-
Onion	-	-	-	-	-	-	-	-	-
Potatoes	-	-	-	-	-	-	-	-	-
Garlic	-	-	-	-	-	*	*	-	-
Taro 'Godere'	-	-	-	-	-	-	-	-	-
Sweet potatoes	-	-	-	-	-	-	-	-	-
Other Temporary	-	-	-	-	-	-	-	-	-
Permanent crops	-	-	-	*	*	*	*	-	-
Avocado	-	-	-	-	-	*	*	-	-
Bananas	-	-	-	-	-	-	-	-	-
Guava	-	-	-	-	-	-	-	-	-
Lemons	-	-	-	-	-	*	*	-	-
Mangoes	-	-	-	-	-	-	-	-	-
Oranges	-	-	-	-	-	*	*	-	-
Papayas	-	-	-	-	-	*	*	-	-
Pineapples	-	-	-	-	-	-	-	-	-
Chat	-	-	-	*	*	*	*	-	-
Coffee	-	-	-	-	-	*	*	-	-
Hops / 'Geshe'	-	-	-	-	-	-	-	-	-
Enset	-	-	-	-	-	-	-	-	-
Sugar cane	-	-	-	-	-	-	-	-	-
Other permanent	-	-	-	-	-	-	-	-	-

Table 1.5.3 Number of Holders, Inputs Applied Area and Quantity of Inputs used

Crop type	All Crop area	All Fertilizer		Natural		DAP		
		Hectare	Quintal	Holder	Hectare	Holder	Hectare	Quintal
All	6406	235	*	905	145	*	*	*
Cereals	4755	*	*	585	69	*	*	*
Teff	*	-	-	-	-	-	-	-
Barley	-	-	-	-	-	-	-	-
Wheat	-	-	-	-	-	-	-	-
Maize	4610	*	*	585	69	*	*	*
Sorghum	141	*	-	*	*	-	-	-
Finger millet	-	-	-	-	-	-	-	-
Oats / 'Aja'	-	-	-	-	-	-	-	-
Rice	-	-	-	-	-	-	-	-
Pulses	1425	*	*	*	*	-	-	-
Horse / Faba beans	*	-	-	-	-	-	-	-
Field Peas	-	-	-	-	-	-	-	-
Haricot beans	1421	*	*	*	*	-	-	-
Chick peas	-	-	-	-	-	-	-	-
Lentils	-	-	-	-	-	-	-	-
Vetch / Grass peas	-	-	-	-	-	-	-	-
Soya beans	-	-	-	-	-	-	-	-
Fenugreek	-	-	-	-	-	-	-	-
Gibto	-	-	-	-	-	-	-	-
Oilseeds	*	-	-	-	-	-	-	-
Neug	-	-	-	-	-	-	-	-
Linseed	-	-	-	-	-	-	-	-
Groundnuts	-	-	-	-	-	-	-	-
Safflower	-	-	-	-	-	-	-	-
Sesame	*	-	-	-	-	-	-	-
Rapeseed	-	-	-	-	-	-	-	-
Vegetables	*	*	*	*	*	*	*	*
Lettuce	-	-	-	-	-	-	-	-
Head cabbage	*	*	*	-	-	-	-	-
Ethiopian cabbage	*	*	*	*	*	-	-	-
Tomatoes	*	*	*	*	*	*	*	*
Green peppers	*	*	*	-	-	-	-	-
Red peppers	-	-	-	-	-	-	-	-
Swiss chard	-	-	-	-	-	-	-	-
Root crops	*	*	*	-	-	*	*	*
Beetroot	-	-	-	-	-	-	-	-
Carrot	*	-	-	-	-	-	-	-
Onion	*	*	*	-	-	*	*	*
Potatoes	-	-	-	-	-	-	-	-
Garlic	-	-	-	-	-	-	-	-
Taro 'Godere'	-	-	-	-	-	-	-	-
Sweet potatoes	*	*	*	-	-	-	-	-
Other Temporary	*	-	-	-	-	-	-	-
Permanent crops	111	*	-	262	*	-	-	-
Avocado	-	-	-	-	-	-	-	-
Bananas	27	*	-	*	*	-	-	-
Guava	5	*	-	*	*	-	-	-
Lemons	*	*	-	*	*	-	-	-
Mangoes	*	*	-	*	*	-	-	-
Oranges	-	-	-	-	-	-	-	-
Papayas	*	*	-	*	*	-	-	-
Pineapples	-	-	-	-	-	-	-	-
Chat	-	-	-	-	-	-	-	-
Coffee	-	-	-	-	-	-	-	-
Hops / 'Gesho'	-	-	-	-	-	-	-	-
Enset	-	-	-	-	-	-	-	-
Sugar cane	-	-	-	-	-	-	-	-
Other permanent	-	-	-	-	-	-	-	-

Liben zone (Table 1.5.3 contd.)

Crop type	UREA			UREA + DAP			Indigenous seed		
	Holder	Hectare	Quintal	Holder	Hectare	Quintal	Holder	Hectare	Quintal
All	*	*	*	-	-	-	11811	6209	1982
Cereals	*	*	*	-	-	-	10906	4560	1581
Teff	-	-	-	-	-	-	*	*	*
Barley	-	-	-	-	-	-	-	-	-
Wheat	-	-	-	-	-	-	*	*	*
Maize	*	*	*	-	-	-	10591	4415	1495
Sorghum	-	-	-	-	-	-	744	141	*
Finger millet	-	-	-	-	-	-	-	-	-
Oats / 'Aja'	-	-	-	-	-	-	-	-	-
Rice	-	-	-	-	-	-	-	-	-
Pulses	*	*	*	-	-	-	6519	1424	397
Horse / Faba beans	-	-	-	-	-	-	*	*	*
Field Peas	-	-	-	-	-	-	-	-	-
Haricot beans	*	*	*	-	-	-	6519	1420	396
Chick peas	-	-	-	-	-	-	-	-	-
Lentils	-	-	-	-	-	-	-	-	-
Vetch / Grass peas	-	-	-	-	-	-	-	-	-
Soya beans	-	-	-	-	-	-	-	-	-
Fenugreek	-	-	-	-	-	-	-	-	-
Gibto	-	-	-	-	-	-	-	-	-
Oilseeds	-	-	-	-	-	-	*	*	*
Neug	-	-	-	-	-	-	-	-	-
Linseed	-	-	-	-	-	-	-	-	-
Groundnuts	-	-	-	-	-	-	-	-	-
Safflower	-	-	-	-	-	-	-	-	-
Sesame	-	-	-	-	-	-	*	*	*
Rapeseed	-	-	-	-	-	-	-	-	-
Vegetables	*	*	*	-	-	-	327	*	*
Lettuce	-	-	-	-	-	-	-	-	-
Head cabbage	*	*	*	-	-	-	*	*	*
Ethiopian cabbage	-	-	-	-	-	-	*	*	*
Tomatoes	*	*	*	-	-	-	263	*	*
Green peppers	*	*	*	-	-	-	*	*	*
Red peppers	-	-	-	-	-	-	-	-	-
Swiss chard	-	-	-	-	-	-	-	-	-
Root crops	*	*	*	-	-	-	*	*	*
Beetroot	-	-	-	-	-	-	-	-	-
Carrot	-	-	-	-	-	-	-	-	-
Onion	*	*	*	-	-	-	*	*	*
Potatoes	-	-	-	-	-	-	-	-	-
Garlic	-	-	-	-	-	-	-	-	-
Taro 'Godere'	-	-	-	-	-	-	*	*	*
Sweet potatoes	*	*	*	-	-	-	*	*	*
Other Temporary	-	-	-	-	-	-	*	*	*
Permanent crops	-	-	-	-	-	-	2457	110	-
Avocado	-	-	-	-	-	-	-	-	-
Bananas	-	-	-	-	-	-	550	27	-
Guava	-	-	-	-	-	-	309	5	-
Lemons	-	-	-	-	-	-	*	*	*
Mangoes	-	-	-	-	-	-	1341	*	-
Oranges	-	-	-	-	-	-	-	-	-
Papayas	-	-	-	-	-	-	998	*	-
Pineapples	-	-	-	-	-	-	-	-	-
Chat	-	-	-	-	-	-	-	-	-
Coffee	-	-	-	-	-	-	-	-	-
Hops / 'Geshe'	-	-	-	-	-	-	-	-	-
Enset	-	-	-	-	-	-	-	-	-
Sugar cane	-	-	-	-	-	-	-	-	-
Other permanent	-	-	-	-	-	-	-	-	-

Liben zone

(Table 1.5.3 Contd.)

Crop type	Improved seed			Pesticide		Irrigation		Extension package	
	Holder	Hectare	Quintal	Holder	Hectare	Holder	Hectare	Holder	Hectare
All	*	*	*	*	*	1335	436	*	*
Cereals	*	*	*	*	*	1110	319	*	*
Teff	-	-	-	-	-	-	-	-	-
Barley	-	-	-	-	-	-	-	-	-
Wheat	-	-	-	-	-	-	-	-	-
Maize	*	*	*	*	*	1110	319	*	*
Sorghum	*	*	-	-	-	-	-	-	-
Finger millet	-	-	-	-	-	-	-	-	-
Oats / 'Aja'	-	-	-	-	-	-	-	-	-
Rice	-	-	-	-	-	-	-	-	-
Pulses	*	*	-	-	-	*	*	*	*
Horse / Faba beans	-	-	-	-	-	-	-	-	-
Field Peas	-	-	-	-	-	-	-	-	-
Haricot beans	*	*	-	-	-	*	*	*	*
Chick peas	-	-	-	-	-	-	-	-	-
Lentils	-	-	-	-	-	-	-	-	-
Vetch / Grass peas	-	-	-	-	-	-	-	-	-
Soya beans	-	-	-	-	-	-	-	-	-
Fenugreek	-	-	-	-	-	-	-	-	-
Gibto	-	-	-	-	-	-	-	-	-
Oilseeds	-	-	-	-	-	-	-	-	-
Neug	-	-	-	-	-	-	-	-	-
Linseed	-	-	-	-	-	-	-	-	-
Groundnuts	-	-	-	-	-	-	-	-	-
Safflower	-	-	-	-	-	-	-	-	-
Sesame	-	-	-	-	-	-	-	-	-
Rapeseed	-	-	-	-	-	-	-	-	-
Vegetables	*	*	-	*	*	*	*	*	*
Lettuce	-	-	-	-	-	-	-	-	-
Head cabbage	-	-	-	*	*	*	*	-	-
Ethiopian cabbage	-	-	-	-	-	-	-	-	-
Tomatoes	*	*	-	*	*	*	*	*	*
Green peppers	-	-	-	*	*	*	*	-	-
Red peppers	-	-	-	-	-	-	-	-	-
Swiss chard	-	-	-	-	-	-	-	-	-
Root crops	*	*	-	*	*	*	*	*	*
Beetroot	-	-	-	-	-	-	-	-	-
Carrot	*	*	-	-	-	*	*	-	-
Onion	*	*	-	*	*	*	*	*	*
Potatoes	-	-	-	-	-	-	-	-	-
Garlic	-	-	-	-	-	-	-	-	-
Taro 'Godere'	-	-	-	-	-	-	-	-	-
Sweet potatoes	-	-	-	*	*	*	*	-	-
Other Temporary	-	-	-	-	-	-	-	-	-
Permanent crops	-	-	-	*	*	416	*	-	-
Avocado	-	-	-	-	-	-	-	-	-
Bananas	-	-	-	-	-	*	*	-	-
Guava	-	-	-	-	-	*	*	-	-
Lemons	-	-	-	-	-	*	*	-	-
Mangoes	-	-	-	-	-	*	*	-	-
Oranges	-	-	-	-	-	-	-	-	-
Papayas	-	-	-	*	*	*	*	-	-
Pineapples	-	-	-	-	-	-	-	-	-
Chat	-	-	-	-	-	-	-	-	-
Coffee	-	-	-	-	-	-	-	-	-
Hops / 'Geshe'	-	-	-	-	-	-	-	-	-
Enset	-	-	-	-	-	-	-	-	-
Sugar cane	-	-	-	-	-	-	-	-	-
Other permanent	-	-	-	-	-	-	-	-	-

Table 1.6 Number of Holders, Inputs Applied Area and Quantity of
Inputs used

Crop type	All Crop area	All Fertilizer		Natural		DAP		
		Hectare	Quintal	Holder	Hectare	Holder	Hectare	Quintal
All	153372	23635	9330	58002	13294	7591	5103	2479
Cereals	106687	18970	8356	48036	9497	6924	4627	2113
Teff	11944	4088	1915	1774	467	4583	2771	1233
Barley	*	*	*	*	*	*	*	*
Wheat	*	*	*	*	*	*	*	*
Maize	25677	10134	5290	44568	6631	1871	469	322
Sorghum	48006	1981	*	10468	1815	*	*	*
Finger millet	18934	2019	*	1689	*	916	*	*
Oats / 'Aja'	*	*	*	*	*	*	*	*
Rice	*	*	*	*	*	-	-	-
Pulses	7005	535	*	9020	451	*	*	*
Horse / Faba beans	404	*	*	*	*	*	*	*
Field Peas	536	*	*	*	*	*	*	*
Haricot beans	4944	289	*	6284	284	-	-	-
Chick peas	559	*	-	316	*	-	-	-
Lentils	*	*	*	*	*	-	-	-
Vetch / Grass peas	*	*	-	*	*	-	-	-
Soya beans	475	35	*	*	*	*	*	*
Fenugreek	*	*	-	*	*	-	-	-
Gibto	*	-	-	-	-	-	-	-
Oilseeds	33459	1622	364	7428	1095	478	*	*
Neug	12913	319	*	1101	*	*	*	*
Linseed	202	*	-	*	*	-	-	-
Groundnuts	3838	70	*	1537	61	-	-	-
Safflower	66	*	*	*	*	-	-	-
Sesame	16313	1157	*	3397	718	*	*	*
Rapeseed	127	62	*	1662	48	*	*	*
Vegetables	831	468	*	13936	429	565	*	*
Lettuce	*	*	-	*	*	-	-	-
Head cabbage	2	1	-	484	1	-	-	-
Ethiopian cabbage	*	*	-	939	*	-	-	-
Tomatoes	*	*	-	480	*	-	-	-
Green peppers	24	9	-	1009	9	-	-	-
Red peppers	774	440	18	11754	407	565	*	*
Swiss chard	*	*	-	*	*	-	-	-
Root crops	715	307	*	9894	209	*	*	*
Beetroot	*	*	-	*	*	-	-	-
Carrot	*	*	-	417	*	-	-	-
Onion	82	*	*	*	*	*	*	*
Potatoes	*	*	*	*	*	*	*	*
Garlic	70	38	*	4344	36	*	*	*
Taro 'Godere'	8	*	*	*	*	-	-	-
Sweet potatoes	241	56	*	4225	54	-	-	-
Other Temporary	1940	411	*	15704	389	*	*	*
Permanent crops	2735	*	-	18551	*	-	-	-
Avocado	*	*	-	*	*	-	-	-
Bananas	357	69	-	4036	58	-	-	-
Guava	*	*	-	522	*	-	-	-
Lemons	30	*	-	933	*	-	-	-
Mangoes	640	117	-	7133	106	-	-	-
Oranges	20	12	-	1688	12	-	-	-
Papayas	60	23	-	4556	23	-	-	-
Pineapples	-	-	-	-	-	-	-	-
Chat	46	23	-	2612	23	-	-	-
Coffee	*	*	-	8403	*	-	-	-
Hops / 'Geshe'	134	80	-	4204	73	-	-	-
Enset	*	*	-	-	-	-	-	-
Sugar cane	*	*	-	*	*	-	-	-
Other permanent	*	*	-	*	*	-	-	-

Benishangul- Gumuz Region (Table 1.6 contd.)

Crop type	UREA			UREA + DAP			Indigenous seed		
	Holder	Hectare	Quintal	Holder	Hectare	Quintal	Holder	Hectare	Quintal
All	3453	1731	996	7156	3507	5855	132117	150227	42422
Cereals	2300	1519	935	6800	3327	5307	128440	103823	33570
Teff	407	377	*	816	*	*	23250	11938	6085
Barley	*	*	*	-	-	-	2953	*	*
Wheat	*	*	*	*	*	*	*	*	*
Maize	1544	327	340	6044	2707	4629	109508	23172	6546
Sorghum	*	*	*	-	-	-	87206	47867	10596
Finger millet	693	*	*	*	*	*	33220	18840	6861
Oats / 'Aja'	-	-	-	-	-	-	318	*	*
Rice	*	*	*	*	*	*	*	*	*
Pulses	*	*	*	*	*	*	51628	6949	3366
Horse / Faba beans	*	*	*	*	*	*	4843	402	609
Field Peas	-	-	-	*	*	*	3764	536	*
Haricot beans	*	*	*	*	*	*	38750	4904	1807
Chick peas	-	-	-	-	-	-	3028	559	219
Lentils	-	-	-	*	*	*	*	*	*
Vetch / Grass peas	-	-	-	-	-	-	*	*	*
Soya beans	-	-	-	-	-	-	4886	462	172
Fenugreek	-	-	-	-	-	-	*	*	*
Gibto	-	-	-	-	-	-	*	*	*
Oilseeds	530	177	*	*	*	*	81345	33366	5453
Neug	-	-	-	*	*	*	29663	12913	1903
Linseed	-	-	-	-	-	-	3244	202	37
Groundnuts	*	*	*	-	-	-	20472	3801	2220
Safflower	*	*	*	-	-	-	1437	66	5
Sesame	371	*	*	-	-	-	50970	16258	1269
Rapeseed	*	*	*	*	*	*	4088	126	19
Vegetables	576	13	10	*	*	*	28100	828	*
Lettuce	-	-	-	-	-	-	*	*	*
Head cabbage	-	-	-	-	-	-	846	2	*
Ethiopian cabbage	-	-	-	*	*	*	1645	*	*
Tomatoes	-	-	-	-	-	-	689	*	-
Green peppers	-	-	-	-	-	-	2744	24	-
Red peppers	576	13	10	*	*	*	23500	772	*
Swiss chard	-	-	-	-	-	-	*	*	-
Root crops	*	*	*	*	*	*	26242	715	*
Beetroot	-	-	-	-	-	-	340	*	-
Carrot	-	-	-	-	-	-	487	*	-
Onion	*	*	*	-	-	-	5029	82	-
Potatoes	-	-	-	-	-	-	4662	*	-
Garlic	*	*	*	-	-	-	8266	70	-
Taro 'Godere'	-	-	-	*	*	*	718	8	-
Sweet potatoes	*	*	*	-	-	-	14798	241	*
Other Temporary	-	-	-	*	*	*	47132	1937	16
Permanent crops	-	-	-	-	-	-	47027	2609	-
Avocado	-	-	-	-	-	-	*	*	-
Bananas	-	-	-	-	-	-	15383	349	-
Guava	-	-	-	-	-	-	1015	*	-
Lemons	-	-	-	-	-	-	2875	30	-
Mangoes	-	-	-	-	-	-	22721	640	-
Oranges	-	-	-	-	-	-	3194	20	-
Papayas	-	-	-	-	-	-	8264	60	-
Pineapples	-	-	-	-	-	-	-	-	-
Chat	-	-	-	-	-	-	3953	46	-
Coffee	-	-	-	-	-	-	7462	*	-
Hops / 'Geshe'	-	-	-	-	-	-	9275	134	-
Enset	-	-	-	-	-	-	522	*	-
Sugar cane	-	-	-	-	-	-	1069	*	-
Other permanent	-	-	-	-	-	-	3650	59	-

Benishangul- Gumuz Region (Table 1.6 Contd.)

Crop type	Improved seed			Pesticide		Irrigation		Extension package	
	Holder	Hectare	Quintal	Holder	Hectare	Holder	Hectare	Holder	Hectare
All	14054	3140	932	6153	*	6572	*	8486	3964
Cereals	6728	2865	912	5692	*	771	*	7848	3425
Teff	*	*	*	1138	865	-	-	609	*
Barley	-	-	-	-	-	-	-	*	*
Wheat	*	*	*	-	-	-	-	*	*
Maize	6098	2505	664	2520	429	666	*	6375	2463
Sorghum	379	*	*	*	*	*	*	1126	260
Finger millet	*	*	*	*	*	-	-	-	-
Oats / 'Aja'	-	-	-	-	-	-	-	-	-
Rice	-	-	-	*	*	*	*	*	*
Pulses	656	*	*	499	*	*	*	897	58
Horse / Faba beans	*	*	*	-	-	-	-	-	-
Field Peas	-	-	-	-	-	-	-	-	-
Haricot beans	428	*	*	*	*	*	*	897	58
Chick peas	-	-	-	*	*	-	-	-	-
Lentils	-	-	-	-	-	-	-	-	-
Vetch / Grass peas	-	-	-	-	-	-	-	-	-
Soya beans	*	*	*	*	*	-	-	-	-
Fenugreek	-	-	-	-	-	-	-	-	-
Gibto	-	-	-	-	-	-	-	-	-
Oilseeds	703	93	*	*	*	*	*	2033	465
Neug	-	-	-	*	*	-	-	*	*
Linseed	-	-	-	-	-	-	-	*	*
Groundnuts	*	*	*	*	*	-	-	404	*
Safflower	-	-	-	-	-	-	-	-	-
Sesame	526	55	*	*	*	*	*	1051	*
Rapeseed	*	*	-	*	*	*	*	484	14
Vegetables	*	*	-	*	*	*	*	433	*
Lettuce	*	*	-	-	-	-	-	-	-
Head cabbage	*	*	-	-	-	-	-	-	-
Ethiopian cabbage	-	-	-	-	-	-	-	-	-
Tomatoes	*	*	-	-	-	-	-	-	-
Green peppers	-	-	-	-	-	-	-	-	-
Red peppers	*	*	-	*	*	*	*	433	*
Swiss chard	*	*	-	-	-	-	-	-	-
Root crops	247	*	*	*	*	*	*	289	*
Beetroot	*	*	-	-	-	-	-	-	-
Carrot	*	*	-	-	-	-	-	-	-
Onion	*	*	-	-	-	*	*	-	-
Potatoes	-	-	-	-	-	-	-	-	-
Garlic	-	-	-	-	-	-	-	-	-
Taro 'Godere'	-	-	-	-	-	*	*	-	-
Sweet potatoes	-	-	-	*	*	-	-	289	*
Other Temporary	*	*	-	*	*	*	*	-	-
Permanent crops	-	-	-	*	*	6412	*	-	-
Avocado	-	-	-	-	-	-	-	-	-
Bananas	-	-	-	*	*	4074	99	-	-
Guava	-	-	-	-	-	*	*	-	-
Lemons	-	-	-	-	-	*	*	-	-
Mangoes	-	-	-	*	*	1229	22	-	-
Oranges	-	-	-	-	-	*	*	-	-
Papayas	-	-	-	-	-	448	*	-	-
Pineapples	-	-	-	-	-	-	-	-	-
Chat	-	-	-	*	*	*	*	-	-
Coffee	5973	97	-	-	-	2983	*	-	-
Hops / 'Geshe'	-	-	-	-	-	*	*	-	-
Enset	-	-	-	-	-	-	-	-	-
Sugar cane	-	-	-	*	*	697	*	-	-
Other permanent	-	-	-	-	-	*	*	-	-

Metekel zone

Table 1.6.1 Number of Holders, Inputs Applied Area and Quantity of Inputs used

Crop type	All	All Fertilizer		Natural		DAP		
	Crop area	Hectare	Quintal	Holder	Hectare	Holder	Hectare	Quintal
All	63196	11526	7067	21749	4523	3921	3356	2074
Cereals	45142	9597	6434	16284	2907	3637	3192	1790
Teff	7918	2784	1709	*	*	1961	1712	1037
Barley	*	*	*	*	*	*	*	*
Wheat	*	*	*	*	*	*	*	*
Maize	6768	4273	3622	15871	2173	1170	282	237
Sorghum	12200	*	-	*	*	-	-	-
Finger millet	16154	*	*	*	*	*	*	*
Oats / 'Aja'	*	*	*	-	-	*	*	*
Rice	*	*	*	-	-	-	-	-
Pulses	3560	296	*	3531	229	*	*	*
Horse / Faba beans	400	*	*	*	*	*	*	*
Field Peas	*	*	*	*	*	*	*	*
Haricot beans	*	*	-	1446	*	-	-	-
Chick peas	*	*	-	*	*	-	-	-
Lentils	*	*	*	*	*	-	-	-
Vetch / Grass peas	*	*	-	*	*	-	-	-
Soya beans	*	*	-	*	*	-	-	-
Fenugreek	*	*	-	*	*	-	-	-
Gibto	*	-	-	-	-	-	-	-
Oilseeds	12221	296	*	1957	*	*	*	*
Neug	6209	*	*	*	*	*	*	*
Linseed	*	-	-	-	-	-	-	-
Groundnuts	3229	44	*	611	36	-	-	-
Safflower	*	*	*	*	*	-	-	-
Sesame	2622	*	*	*	*	-	-	-
Rapeseed	80	36	*	*	*	*	*	*
Vegetables	276	100	*	4735	91	*	*	*
Lettuce	-	-	-	-	-	-	-	-
Head cabbage	-	-	-	-	-	-	-	-
Ethiopian cabbage	*	*	*	*	*	-	-	-
Tomatoes	*	*	-	*	*	-	-	-
Green peppers	9	*	-	531	*	-	-	-
Red peppers	256	87	*	3845	83	*	*	*
Swiss chard	*	*	-	*	*	-	-	-
Root crops	*	*	*	4639	*	*	*	*
Beetroot	*	*	-	*	*	-	-	-
Carrot	*	*	-	*	*	-	-	-
Onion	*	*	*	*	*	*	*	*
Potatoes	*	*	*	*	*	*	*	*
Garlic	70	38	*	4219	36	*	*	*
Taro 'Godere'	*	*	*	*	*	-	-	-
Sweet potatoes	6	*	-	*	*	-	-	-
Other Temporary	243	53	*	1009	32	*	*	*
Permanent crops	*	*	-	5151	*	-	-	-
Avocado	*	*	-	-	-	-	-	-
Bananas	*	*	-	770	2	-	-	-
Guava	*	*	-	*	*	-	-	-
Lemons	*	*	-	*	*	-	-	-
Mangoes	*	*	-	*	*	-	-	-
Oranges	*	*	-	*	*	-	-	-
Papayas	10	5	-	849	5	-	-	-
Pineapples	-	-	-	-	-	-	-	-
Chat	*	*	-	*	*	-	-	-
Coffee	*	*	-	*	*	-	-	-
Hops / 'Gesho'	114	*	-	*	*	-	-	-
Enset	-	-	-	-	-	-	-	-
Sugar cane	*	*	-	-	-	-	-	-
Other permanent	4	*	-	*	*	-	-	-

Metekel zone (Table 1.6.1 contd.)

Crop type	UREA			UREA + DAP			Indigenous seed		
	Holder	Hectare	Quintal	Holder	Hectare	Quintal	Holder	Hectare	Quintal
All	2121	1379	925	4785	2268	4067	48086	61684	27593
Cereals	1786	1347	906	4785	2151	3739	45781	43713	21584
Teff	*	*	*	*	*	*	9376	7918	5203
Barley	*	*	*	-	-	-	2769	*	*
Wheat	*	*	*	*	*	*	*	*	*
Maize	1177	250	318	4180	1567	3067	35730	5548	2333
Sorghum	-	-	-	-	-	-	18497	12200	4219
Finger millet	*	*	*	*	*	*	19266	16064	6354
Oats / 'Aja'	-	-	-	-	-	-	*	*	*
Rice	*	*	*	*	*	*	*	*	*
Pulses	*	*	*	*	*	*	16887	3528	2392
Horse / Faba beans	*	*	*	*	*	*	4714	397	606
Field Peas	-	-	-	*	*	*	3088	*	*
Haricot beans	-	-	-	-	-	-	9965	*	*
Chick peas	-	-	-	-	-	-	1357	*	*
Lentils	-	-	-	*	*	*	*	*	*
Vetch / Grass peas	-	-	-	-	-	-	*	*	*
Soya beans	-	-	-	-	-	-	*	*	*
Fenugreek	-	-	-	-	-	-	*	*	*
Gibto	-	-	-	-	-	-	*	*	*
Oilseeds	*	*	*	*	*	*	24517	12176	3596
Neug	-	-	-	-	-	-	10233	6209	1284
Linseed	-	-	-	-	-	-	*	*	*
Groundnuts	*	*	*	-	-	-	9990	3193	1977
Safflower	*	*	*	-	-	-	466	*	*
Sesame	*	*	*	-	-	-	10034	2612	301
Rapeseed	*	*	*	*	*	*	2920	80	16
Vegetables	*	*	*	*	*	*	10591	274	*
Lettuce	-	-	-	-	-	-	-	-	-
Head cabbage	-	-	-	-	-	-	-	-	-
Ethiopian cabbage	-	-	-	*	*	*	*	*	-
Tomatoes	-	-	-	-	-	-	*	*	-
Green peppers	-	-	-	-	-	-	1266	9	-
Red peppers	*	*	*	*	*	*	8831	254	*
Swiss chard	-	-	-	-	-	-	*	*	-
Root crops	*	*	*	*	*	*	9123	*	-
Beetroot	-	-	-	-	-	-	*	*	-
Carrot	-	-	-	-	-	-	*	*	-
Onion	-	-	-	-	-	-	*	*	-
Potatoes	-	-	-	-	-	-	*	*	-
Garlic	*	*	*	-	-	-	8006	70	-
Taro 'Godere'	-	-	-	*	*	*	*	*	-
Sweet potatoes	-	-	-	-	-	-	538	6	-
Other Temporary	-	-	-	*	*	*	6699	243	*
Permanent crops	-	-	-	-	-	-	13403	*	-
Avocado	-	-	-	-	-	-	*	*	-
Bananas	-	-	-	-	-	-	3223	*	-
Guava	-	-	-	-	-	-	*	*	-
Lemons	-	-	-	-	-	-	682	*	-
Mangoes	-	-	-	-	-	-	2096	*	-
Oranges	-	-	-	-	-	-	*	*	-
Papayas	-	-	-	-	-	-	1984	10	-
Pineapples	-	-	-	-	-	-	-	-	-
Chat	-	-	-	-	-	-	*	*	-
Coffee	-	-	-	-	-	-	3541	*	-
Hops / 'Geshe'	-	-	-	-	-	-	6172	114	-
Enset	-	-	-	-	-	-	-	-	-
Sugar cane	-	-	-	-	-	-	458	*	-
Other permanent	-	-	-	-	-	-	*	4	-

Metekel zone (Table 1.6.1 Contd.)

Crop type	Improved seed			Pesticide		Irrigation		Extension package	
	Holder	Hectare	Quintal	Holder	Hectare	Holder	Hectare	Holder	Hectare
All	4360	1512	651	*	*	2469	*	3633	1996
Cereals	3691	1429	641	*	*	*	*	3454	1731
Teff	-	-	-	*	850	-	-	*	*
Barley	-	-	-	-	-	-	-	*	*
Wheat	*	*	*	-	-	-	-	*	*
Maize	3324	1219	426	*	*	*	*	2907	1175
Sorghum	-	-	-	-	-	-	-	-	-
Finger millet	*	*	*	*	*	-	-	-	-
Oats / 'Aja'	-	-	-	-	-	-	-	-	-
Rice	-	-	-	*	*	-	-	*	*
Pulses	*	*	*	*	*	-	-	-	-
Horse / Faba beans	*	*	*	-	-	-	-	-	-
Field Peas	-	-	-	-	-	-	-	-	-
Haricot beans	*	*	*	-	-	-	-	-	-
Chick peas	-	-	-	*	*	-	-	-	-
Lentils	-	-	-	-	-	-	-	-	-
Vetch / Grass peas	-	-	-	-	-	-	-	-	-
Soya beans	-	-	-	-	-	-	-	-	-
Fenugreek	-	-	-	-	-	-	-	-	-
Gibto	-	-	-	-	-	-	-	-	-
Oilseeds	*	*	*	*	*	*	*	657	*
Neug	-	-	-	-	-	-	-	-	-
Linseed	-	-	-	-	-	-	-	-	-
Groundnuts	*	*	*	*	*	-	-	328	*
Safflower	-	-	-	-	-	-	-	-	-
Sesame	*	*	-	-	-	-	-	*	*
Rapeseed	-	-	-	-	-	*	*	329	*
Vegetables	*	*	-	-	-	*	*	-	-
Lettuce	-	-	-	-	-	-	-	-	-
Head cabbage	-	-	-	-	-	-	-	-	-
Ethiopian cabbage	-	-	-	-	-	-	-	-	-
Tomatoes	-	-	-	-	-	-	-	-	-
Green peppers	-	-	-	-	-	-	-	-	-
Red peppers	*	*	-	-	-	*	*	-	-
Swiss chard	-	-	-	-	-	-	-	-	-
Root crops	*	*	-	-	-	*	*	-	-
Beetroot	-	-	-	-	-	-	-	-	-
Carrot	*	*	-	-	-	-	-	-	-
Onion	-	-	-	-	-	-	-	-	-
Potatoes	-	-	-	-	-	-	-	-	-
Garlic	-	-	-	-	-	-	-	-	-
Taro 'Godere'	-	-	-	-	-	*	*	-	-
Sweet potatoes	-	-	-	-	-	-	-	-	-
Other Temporary	-	-	-	-	-	-	-	-	-
Permanent crops	-	-	-	*	*	2469	*	-	-
Avocado	-	-	-	-	-	-	-	-	-
Bananas	-	-	-	*	*	742	14	-	-
Guava	-	-	-	-	-	*	*	-	-
Lemons	-	-	-	-	-	*	*	-	-
Mangoes	-	-	-	-	-	*	*	-	-
Oranges	-	-	-	-	-	*	*	-	-
Papayas	-	-	-	-	-	382	*	-	-
Pineapples	-	-	-	-	-	-	-	-	-
Chat	-	-	-	-	-	*	*	-	-
Coffee	*	*	-	-	-	*	*	-	-
Hops / 'Geshe'	-	-	-	-	-	*	*	-	-
Enset	-	-	-	-	-	-	-	-	-
Sugar cane	-	-	-	*	*	*	*	-	-
Other permanent	-	-	-	-	-	*	*	-	-

Table 1.6.2 Number of Holders, Inputs Applied Area and Quantity of Inputs used

Crop type	All Crop area	All Fertilizer		Natural		DAP		
		Hectare	Quintal	Holder	Hectare	Holder	Hectare	Quintal
All	57739	7067	366	29767	5773	2998	*	*
Cereals	39458	5367	292	25942	4175	2777	*	*
Teff	2835	*	*	288	*	*	*	*
Barley	*	*	-	*	*	-	-	-
Wheat	*	-	-	-	-	-	-	-
Maize	11010	3057	*	23213	2847	*	*	*
Sorghum	24213	1415	*	8737	1249	*	*	*
Finger millet	1388	*	*	*	*	*	*	*
Oats / 'Aja'	-	-	-	-	-	-	-	-
Rice	-	-	-	-	-	-	-	-
Pulses	2415	162	*	3426	146	*	*	*
Horse / Faba beans	*	-	-	-	-	-	-	-
Field Peas	*	*	-	*	*	-	-	-
Haricot beans	1680	115	*	2775	110	-	-	-
Chick peas	212	*	-	*	*	-	-	-
Lentils	*	-	-	-	-	-	-	-
Vetch / Grass peas	-	-	-	-	-	-	-	-
Soya beans	433	*	*	*	*	*	*	*
Fenugreek	-	-	-	-	-	-	-	-
Gibto	-	-	-	-	-	-	-	-
Oilseeds	12698	455	*	4272	438	*	*	*
Neug	6375	*	*	440	*	*	*	*
Linseed	148	*	-	*	*	-	-	-
Groundnuts	574	*	-	897	*	-	-	-
Safflower	*	*	-	*	*	-	-	-
Sesame	5538	281	-	2369	281	-	-	-
Rapeseed	*	*	-	*	*	-	-	-
Vegetables	496	*	*	8146	*	*	*	*
Lettuce	*	*	-	*	*	-	-	-
Head cabbage	2	1	-	*	1	-	-	-
Ethiopian cabbage	*	*	-	*	*	-	-	-
Tomatoes	*	*	-	*	*	-	-	-
Green peppers	*	*	-	*	*	-	-	-
Red peppers	470	*	*	7359	*	*	*	*
Swiss chard	-	-	-	-	-	-	-	-
Root crops	283	64	*	4290	60	-	-	-
Beetroot	*	*	-	*	*	-	-	-
Carrot	*	*	-	*	*	-	-	-
Onion	*	*	*	633	*	-	-	-
Potatoes	13	*	-	*	*	-	-	-
Garlic	*	*	-	*	*	-	-	-
Taro 'Godere'	*	-	-	-	-	-	-	-
Sweet potatoes	190	43	*	3391	41	-	-	-
Other Temporary	1374	325	*	13197	324	*	*	*
Permanent crops	1015	346	-	12822	309	-	-	-
Avocado	*	*	-	*	*	-	-	-
Bananas	224	62	-	3120	55	-	-	-
Guava	*	*	-	*	*	-	-	-
Lemons	23	*	-	642	*	-	-	-
Mangoes	365	86	-	5754	83	-	-	-
Oranges	14	7	-	1178	7	-	-	-
Papayas	35	16	-	3502	16	-	-	-
Pineapples	-	-	-	-	-	-	-	-
Chat	43	22	-	2195	22	-	-	-
Coffee	196	120	-	6596	93	-	-	-
Hops / 'Geshe'	*	*	-	2236	*	-	-	-
Enset	*	-	-	-	-	-	-	-
Sugar cane	6	*	-	*	*	-	-	-
Other permanent	*	*	-	*	*	-	-	-

Asosa zone (Table 1.6.2 contd.)

Crop type	UREA			UREA + DAP			Indigenous seed		
	Holder	Hectare	Quintal	Holder	Hectare	Quintal	Holder	Hectare	Quintal
All	902	121	18	738	164	*	63929	57288	10810
Cereals	375	*	*	382	115	*	62853	39175	8625
Teff	*	*	*	*	*	*	11816	2835	616
Barley	-	-	-	-	-	-	*	*	*
Wheat	-	-	-	-	-	-	*	*	*
Maize	*	*	*	*	*	*	55931	10828	2969
Sorghum	*	*	*	-	-	-	52814	24110	4716
Finger millet	-	-	-	-	-	-	9722	1388	318
Oats / 'Aja'	-	-	-	-	-	-	-	-	-
Rice	-	-	-	-	-	-	-	-	-
Pulses	-	-	-	*	*	*	25112	2396	815
Horse / Faba beans	-	-	-	-	-	-	*	*	*
Field Peas	-	-	-	-	-	-	*	*	*
Haricot beans	-	-	-	*	*	*	19407	1675	556
Chick peas	-	-	-	-	-	-	1672	212	60
Lentils	-	-	-	-	-	-	*	*	-
Vetch / Grass peas	-	-	-	-	-	-	-	-	-
Soya beans	-	-	-	-	-	-	4472	420	161
Fenugreek	-	-	-	-	-	-	-	-	-
Gibto	-	-	-	-	-	-	-	-	-
Oilseeds	-	-	-	-	-	-	42741	12671	1359
Neug	-	-	-	-	-	-	17581	6375	587
Linseed	-	-	-	-	-	-	2495	148	21
Groundnuts	-	-	-	-	-	-	9497	572	235
Safflower	-	-	-	-	-	-	839	*	3
Sesame	-	-	-	-	-	-	27814	5514	510
Rapeseed	-	-	-	-	-	-	*	*	*
Vegetables	*	*	*	*	*	*	14385	496	*
Lettuce	-	-	-	-	-	-	*	*	-
Head cabbage	-	-	-	-	-	-	758	2	*
Ethiopian cabbage	-	-	-	-	-	-	1002	*	*
Tomatoes	-	-	-	-	-	-	*	*	-
Green peppers	-	-	-	-	-	-	453	*	-
Red peppers	*	*	*	*	*	*	12737	470	*
Swiss chard	-	-	-	-	-	-	-	-	-
Root crops	*	*	*	-	-	-	13887	283	*
Beetroot	-	-	-	-	-	-	*	*	-
Carrot	-	-	-	-	-	-	336	*	-
Onion	*	*	*	-	-	-	2736	*	-
Potatoes	-	-	-	-	-	-	1073	13	-
Garlic	-	-	-	-	-	-	*	*	-
Taro 'Godere'	-	-	-	-	-	-	*	*	-
Sweet potatoes	*	*	*	-	-	-	11657	190	*
Other Temporary	-	-	-	-	-	-	35339	1372	7
Permanent crops	-	-	-	-	-	-	28140	895	-
Avocado	-	-	-	-	-	-	*	*	-
Bananas	-	-	-	-	-	-	9575	216	-
Guava	-	-	-	-	-	-	586	*	-
Lemons	-	-	-	-	-	-	1960	23	-
Mangoes	-	-	-	-	-	-	17367	365	-
Oranges	-	-	-	-	-	-	2220	14	-
Papayas	-	-	-	-	-	-	5652	35	-
Pineapples	-	-	-	-	-	-	-	-	-
Chat	-	-	-	-	-	-	3269	43	-
Coffee	-	-	-	-	-	-	3701	105	-
Hops / 'Geshe'	-	-	-	-	-	-	2984	*	-
Enset	-	-	-	-	-	-	*	*	-
Sugar cane	-	-	-	-	-	-	511	6	-
Other permanent	-	-	-	-	-	-	2366	*	-

Asosa zone (Table 1.6.2 Contd.)

Crop type	Improved seed			Pesticide		Irrigation		Extension package	
	Holder	Hectare	Quintal	Holder	Hectare	Holder	Hectare	Holder	Hectare
All	7587	448	72	2897	534	3963	206	3082	719
Cereals	1215	283	63	2626	482	306	*	2681	559
Teff	-	-	-	*	*	-	-	*	*
Barley	-	-	-	-	-	-	-	-	-
Wheat	-	-	-	-	-	-	-	-	-
Maize	1039	181	31	2375	354	*	*	1907	263
Sorghum	*	*	*	*	*	*	*	1033	237
Finger millet	-	-	-	-	-	-	-	-	-
Oats / 'Aja'	-	-	-	-	-	-	-	-	-
Rice	-	-	-	-	-	-	-	-	-
Pulses	*	*	*	*	*	*	*	632	*
Horse / Faba beans	-	-	-	-	-	-	-	-	-
Field Peas	-	-	-	-	-	-	-	-	-
Haricot beans	*	*	-	*	*	*	*	632	*
Chick peas	-	-	-	-	-	-	-	-	-
Lentils	-	-	-	-	-	-	-	-	-
Vetch / Grass peas	-	-	-	-	-	-	-	-	-
Soya beans	*	*	*	*	*	-	-	-	-
Fenugreek	-	-	-	-	-	-	-	-	-
Gibto	-	-	-	-	-	-	-	-	-
Oilseeds	391	*	*	*	*	*	*	1198	106
Neug	-	-	-	*	*	-	-	*	*
Linseed	-	-	-	-	-	-	-	*	*
Groundnuts	*	*	-	-	-	-	-	*	*
Safflower	-	-	-	-	-	-	-	-	-
Sesame	*	*	*	-	-	*	*	819	*
Rapeseed	*	*	-	*	*	-	-	*	*
Vegetables	-	-	-	*	*	*	*	433	*
Lettuce	-	-	-	-	-	-	-	-	-
Head cabbage	-	-	-	-	-	-	-	-	-
Ethiopian cabbage	-	-	-	-	-	-	-	-	-
Tomatoes	-	-	-	-	-	-	-	-	-
Green peppers	-	-	-	-	-	-	-	-	-
Red peppers	-	-	-	*	*	*	*	433	*
Swiss chard	-	-	-	-	-	-	-	-	-
Root crops	-	-	-	*	*	*	*	289	*
Beetroot	-	-	-	-	-	-	-	-	-
Carrot	-	-	-	-	-	-	-	-	-
Onion	-	-	-	-	-	*	*	-	-
Potatoes	-	-	-	-	-	-	-	-	-
Garlic	-	-	-	-	-	-	-	-	-
Taro 'Godere'	-	-	-	-	-	-	-	-	-
Sweet potatoes	-	-	-	*	*	-	-	289	*
Other Temporary	*	*	-	*	*	*	*	-	-
Permanent crops	-	-	-	*	*	3803	139	-	-
Avocado	-	-	-	-	-	-	-	-	-
Bananas	-	-	-	-	-	3280	*	-	-
Guava	-	-	-	-	-	*	*	-	-
Lemons	-	-	-	-	-	*	*	-	-
Mangoes	-	-	-	*	*	573	7	-	-
Oranges	-	-	-	-	-	*	*	-	-
Papayas	-	-	-	-	-	*	*	-	-
Pineapples	-	-	-	-	-	-	-	-	-
Chat	-	-	-	*	*	*	*	-	-
Coffee	5690	92	-	-	-	1478	36	-	-
Hops / 'Gesho'	-	-	-	-	-	*	*	-	-
Enset	-	-	-	-	-	-	-	-	-
Sugar cane	-	-	-	-	-	435	5	-	-
Other permanent	-	-	-	-	-	-	-	-	-

Table 1.6.3 Number of Holders, Inputs Applied Area and Quantity of Inputs used

Crop type	All Crop area	All Fertilizer		Natural		DAP		
		Hectare	Quintal	Holder	Hectare	Holder	Hectare	Quintal
All	32437	5043	1898	6487	2997	672	739	184
Cereals	22087	4006	1629	5810	2415	510	465	*
Teff	1191	475	*	*	*	*	*	*
Barley	-	-	-	-	-	-	-	-
Wheat	-	-	-	-	-	-	-	-
Maize	7900	2803	1529	5483	1611	*	*	*
Sorghum	11594	536	-	1624	536	-	-	-
Finger millet	1392	*	-	*	*	-	-	-
Oats / 'Aja'	*	*	-	*	*	-	-	-
Rice	*	*	-	*	*	-	-	-
Pulses	1030	77	*	2063	77	-	-	-
Horse / Faba beans	-	-	-	-	-	-	-	-
Field Peas	*	-	-	-	-	-	-	-
Haricot beans	1005	77	*	2063	77	-	-	-
Chick peas	-	-	-	-	-	-	-	-
Lentils	*	-	-	-	-	-	-	-
Vetch / Grass peas	-	-	-	-	-	-	-	-
Soya beans	*	-	-	-	-	-	-	-
Fenugreek	-	-	-	-	-	-	-	-
Gibto	-	-	-	-	-	-	-	-
Oilseeds	8541	871	*	1200	*	*	*	*
Neug	329	25	*	*	*	-	-	-
Linseed	*	-	-	-	-	-	-	-
Groundnuts	35	*	-	*	*	-	-	-
Safflower	*	-	-	-	-	-	-	-
Sesame	8154	840	*	819	*	*	*	*
Rapeseed	*	*	-	*	*	-	-	-
Vegetables	59	20	*	1055	16	-	-	-
Lettuce	*	*	-	*	*	-	-	-
Head cabbage	*	*	-	*	*	-	-	-
Ethiopian cabbage	*	-	-	-	-	-	-	-
Tomatoes	*	*	-	*	*	-	-	-
Green peppers	10	2	-	345	2	-	-	-
Red peppers	48	17	*	550	*	-	-	-
Swiss chard	*	*	-	*	*	-	-	-
Root crops	56	14	-	965	14	-	-	-
Beetroot	*	*	-	*	*	-	-	-
Carrot	*	*	-	*	*	-	-	-
Onion	*	*	-	*	*	-	-	-
Potatoes	10	*	-	*	*	-	-	-
Garlic	*	*	-	*	*	-	-	-
Taro 'Godere'	*	-	-	-	-	-	-	-
Sweet potatoes	44	13	-	733	13	-	-	-
Other Temporary	323	33	-	1497	33	-	-	-
Permanent crops	341	*	-	577	*	-	-	-
Avocado	*	-	-	-	-	-	-	-
Bananas	51	*	-	146	*	-	-	-
Guava	*	-	-	-	-	-	-	-
Lemons	3	*	-	*	*	-	-	-
Mangoes	250	*	-	299	*	-	-	-
Oranges	*	-	-	-	-	-	-	-
Papayas	*	*	-	205	*	-	-	-
Pineapples	-	-	-	-	-	-	-	-
Chat	*	-	-	-	-	-	-	-
Coffee	*	-	-	-	-	-	-	-
Hops / 'Geshe'	*	*	-	*	*	-	-	-
Enset	*	*	-	-	-	-	-	-
Sugar cane	*	-	-	-	-	-	-	-
Other permanent	*	*	-	*	*	-	-	-

Kemeshi zone (Table 1.6.3 contd.)

Crop type	UREA			UREA + DAP			Indigenous seed		
	Holder	Hectare	Quintal	Holder	Hectare	Quintal	Holder	Hectare	Quintal
All	430	232	*	1632	1076	1661	20103	31255	4020
Cereals	*	*	*	1632	1062	1487	19805	20935	3361
Teff	*	*	-	-	-	-	2057	1185	266
Barley	-	-	-	-	-	-	-	-	-
Wheat	-	-	-	-	-	-	-	-	-
Maize	*	*	*	1632	1062	1487	17847	6795	1243
Sorghum	-	-	-	-	-	-	15894	11557	1661
Finger millet	*	*	-	-	-	-	4232	1388	189
Oats / 'Aja'	-	-	-	-	-	-	*	*	*
Rice	-	-	-	-	-	-	*	*	*
Pulses	*	*	*	-	-	-	9629	1025	159
Horse / Faba beans	-	-	-	-	-	-	-	-	-
Field Peas	-	-	-	-	-	-	*	*	*
Haricot beans	*	*	*	-	-	-	9378	1001	156
Chick peas	-	-	-	-	-	-	-	-	-
Lentils	-	-	-	-	-	-	*	*	*
Vetch / Grass peas	-	-	-	-	-	-	-	-	-
Soya beans	-	-	-	-	-	-	*	*	*
Fenugreek	-	-	-	-	-	-	-	-	-
Gibto	-	-	-	-	-	-	-	-	-
Oilseeds	*	*	*	*	*	*	14086	8519	499
Neug	-	-	-	*	*	*	1850	329	32
Linseed	-	-	-	-	-	-	*	*	*
Groundnuts	-	-	-	-	-	-	985	35	8
Safflower	-	-	-	-	-	-	*	*	*
Sesame	*	*	*	-	-	-	13123	8132	457
Rapeseed	-	-	-	-	-	-	*	*	*
Vegetables	*	*	*	-	-	-	3125	59	-
Lettuce	-	-	-	-	-	-	*	*	-
Head cabbage	-	-	-	-	-	-	*	*	-
Ethiopian cabbage	-	-	-	-	-	-	*	*	-
Tomatoes	-	-	-	-	-	-	125	*	-
Green peppers	-	-	-	-	-	-	1026	10	-
Red peppers	*	*	*	-	-	-	1932	48	-
Swiss chard	-	-	-	-	-	-	-	-	-
Root crops	-	-	-	-	-	-	3233	56	-
Beetroot	-	-	-	-	-	-	*	*	-
Carrot	-	-	-	-	-	-	*	*	-
Onion	-	-	-	-	-	-	192	*	-
Potatoes	-	-	-	-	-	-	522	10	-
Garlic	-	-	-	-	-	-	*	*	-
Taro 'Godere'	-	-	-	-	-	-	*	*	-
Sweet potatoes	-	-	-	-	-	-	2604	44	-
Other Temporary	-	-	-	-	-	-	5094	322	*
Permanent crops	-	-	-	-	-	-	5484	339	-
Avocado	-	-	-	-	-	-	*	*	-
Bananas	-	-	-	-	-	-	2585	51	-
Guava	-	-	-	-	-	-	*	*	-
Lemons	-	-	-	-	-	-	233	3	-
Mangoes	-	-	-	-	-	-	3259	250	-
Oranges	-	-	-	-	-	-	*	*	-
Papayas	-	-	-	-	-	-	628	*	-
Pineapples	-	-	-	-	-	-	-	-	-
Chat	-	-	-	-	-	-	*	*	-
Coffee	-	-	-	-	-	-	221	*	-
Hops / 'Geshe'	-	-	-	-	-	-	*	*	-
Enset	-	-	-	-	-	-	*	*	-
Sugar cane	-	-	-	-	-	-	*	*	-
Other permanent	-	-	-	-	-	-	*	*	-

Kemeshi zone (Table 1.6.3 Contd.)

Crop type	Improved seed			Pesticide		Irrigation		Extension package	
	Holder	Hectare	Quintal	Holder	Hectare	Holder	Hectare	Holder	Hectare
All	2106	1180	208	*	*	139	*	1771	1249
Cereals	1822	1152	208	*	*	*	*	1713	1134
Teff	*	*	*	-	-	-	-	*	*
Barley	-	-	-	-	-	-	-	-	-
Wheat	-	-	-	-	-	-	-	-	-
Maize	1736	1105	207	-	-	-	-	1560	1026
Sorghum	118	*	-	-	-	-	-	*	*
Finger millet	*	*	-	*	*	-	-	-	-
Oats / 'Aja'	-	-	-	-	-	-	-	-	-
Rice	-	-	-	-	-	*	*	-	-
Pulses	166	*	-	*	*	-	-	265	21
Horse / Faba beans	-	-	-	-	-	-	-	-	-
Field Peas	-	-	-	-	-	-	-	-	-
Haricot beans	166	*	-	-	-	-	-	265	21
Chick peas	-	-	-	-	-	-	-	-	-
Lentils	-	-	-	-	-	-	-	-	-
Vetch / Grass peas	-	-	-	-	-	-	-	-	-
Soya beans	-	-	-	*	*	-	-	-	-
Fenugreek	-	-	-	-	-	-	-	-	-
Gibto	-	-	-	-	-	-	-	-	-
Oilseeds	131	22	-	*	*	-	-	178	*
Neug	-	-	-	-	-	-	-	*	*
Linseed	-	-	-	-	-	-	-	-	-
Groundnuts	-	-	-	-	-	-	-	-	-
Safflower	-	-	-	-	-	-	-	-	-
Sesame	131	22	-	*	*	-	-	*	*
Rapeseed	-	-	-	-	-	-	-	*	*
Vegetables	*	*	-	-	-	-	-	-	-
Lettuce	*	*	-	-	-	-	-	-	-
Head cabbage	*	*	-	-	-	-	-	-	-
Ethiopian cabbage	-	-	-	-	-	-	-	-	-
Tomatoes	*	*	-	-	-	-	-	-	-
Green peppers	-	-	-	-	-	-	-	-	-
Red peppers	-	-	-	-	-	-	-	-	-
Swiss chard	*	*	-	-	-	-	-	-	-
Root crops	*	*	-	-	-	-	-	-	-
Beetroot	*	*	-	-	-	-	-	-	-
Carrot	*	*	-	-	-	-	-	-	-
Onion	*	*	-	-	-	-	-	-	-
Potatoes	-	-	-	-	-	-	-	-	-
Garlic	-	-	-	-	-	-	-	-	-
Taro 'Godere'	-	-	-	-	-	-	-	-	-
Sweet potatoes	-	-	-	-	-	-	-	-	-
Other Temporary	-	-	-	-	-	-	-	-	-
Permanent crops	-	-	-	-	-	139	*	-	-
Avocado	-	-	-	-	-	-	-	-	-
Bananas	-	-	-	-	-	*	*	-	-
Guava	-	-	-	-	-	-	-	-	-
Lemons	-	-	-	-	-	-	-	-	-
Mangoes	-	-	-	-	-	*	*	-	-
Oranges	-	-	-	-	-	*	*	-	-
Papayas	-	-	-	-	-	-	-	-	-
Pineapples	-	-	-	-	-	-	-	-	-
Chat	-	-	-	-	-	-	-	-	-
Coffee	*	*	-	-	-	*	*	-	-
Hops / 'Geshe'	-	-	-	-	-	*	*	-	-
Enset	-	-	-	-	-	-	-	-	-
Sugar cane	-	-	-	-	-	*	*	-	-
Other permanent	-	-	-	-	-	-	-	-	-

Table 1.7 Number of Holders, Inputs Applied Area and Quantity of Inputs used

Crop type	All Crop area	All Fertilizer		Natural		DAP		
		Hectare	Quintal	Holder	Hectare	Holder	Hectare	Quintal
All	1248632	626063	266687	1921548	352968	554540	183906	167163
Cereals	687616	315207	210860	729717	81251	502021	156275	131187
Teff	182723	81532	51024	43370	5597	194991	49972	36755
Barley	68863	35226	18776	156521	17471	104966	13943	14706
Wheat	114578	81889	69800	93755	10915	177962	42634	40476
Maize	216243	100272	67002	489212	36021	199440	45481	35832
Sorghum	99624	14510	3577	139218	10910	33219	3019	2823
Finger millet	5186	1676	563	6083	311	12421	1151	479
Oats / 'Aja'	372	101	118	1776	27	1977	74	*
Rice	*	*	-	*	*	-	-	-
Pulses	130268	42142	27813	411796	18214	161646	17472	18661
Horse / Faba beans	48942	16127	8261	192692	7434	65494	6358	6035
Field Peas	36025	10113	7564	59724	3203	40769	5778	6387
Haricot beans	40375	14581	11563	212761	6799	69846	4852	5963
Chick peas	2821	625	*	7100	524	865	*	*
Lentils	971	372	*	3978	74	*	280	*
Vetch / Grass peas	*	74	*	1444	53	*	*	*
Soya beans	70	*	*	*	*	-	-	-
Fenugreek	550	231	235	12661	109	*	*	*
Gibto	*	*	-	*	*	-	-	-
Oilseeds	4587	886	461	22518	438	12383	394	364
Neug	*	*	*	1038	*	*	*	*
Linseed	2099	614	200	7716	*	7417	309	145
Groundnuts	302	*	*	*	*	*	*	*
Safflower	257	*	*	1674	*	*	*	*
Sesame	292	-	-	-	-	-	-	-
Rapeseed	356	206	*	12343	138	2986	55	191
Vegetables	26200	19102	7785	1029597	12588	51782	4902	5450
Lettuce	*	*	-	2680	*	-	-	-
Head cabbage	197	180	*	18681	108	*	*	*
Ethiopian cabbage	12772	10802	636	994887	10538	17887	189	496
Tomatoes	160	53	*	9574	51	*	*	*
Green peppers	480	234	*	61089	210	*	*	*
Red peppers	12565	7812	7044	42916	1661	35286	4693	4927
Swiss chard	19	14	*	10269	13	*	*	*
Root crops	63048	36790	6418	791559	33202	67992	2055	3965
Beetroot	170	143	*	31974	106	1471	*	5
Carrot	*	*	*	10723	*	*	*	*
Onion	1319	863	232	108680	635	3364	*	*
Potatoes	8730	6975	4476	216756	4466	46729	1396	2592
Garlic	190	137	7	37217	135	*	*	*
Taro 'Godere'	20369	8304	162	372219	8247	4527	43	139
Sweet potatoes	32146	20263	1427	365230	19548	13644	428	1036
Other Temporary	25985	9430	1435	470360	8916	10622	286	816
Permanent crops	310928	202506	-	1789549	198360	-	-	-
Avocado	2520	1626	-	248971	1594	-	-	-
Bananas	18565	5027	-	389351	4493	-	-	-
Guava	170	65	-	20059	60	-	-	-
Lemons	319	102	-	19036	91	-	-	-
Mangoes	2120	473	-	58494	444	-	-	-
Oranges	881	603	-	87129	588	-	-	-
Papayas	1040	430	-	95202	428	-	-	-
Pineapples	*	*	-	3139	*	-	-	-
Chat	22570	12526	-	350021	12137	-	-	-
Coffee	71452	31948	-	811058	29743	-	-	-
Hops / 'Gesho'	1630	969	-	121140	845	-	-	-
Enset	178014	143832	-	1663213	143251	-	-	-
Sugar cane	8883	3963	-	273804	3768	-	-	-
Other permanent	2153	896	-	97784	874	-	-	-

S.N.N.P Region (Table 1.7contd.)

Crop type	UREA			UREA + DAP			Indigenous seed		
	Holder	Hectare	Quintal	Holder	Hectare	Quintal	Holder	Hectare	Quintal
All	52519	7178	6031	262243	82011	93493	2449543	1202893	539719
Cereals	36530	5974	4313	241496	71707	75360	1886759	645998	434418
Teff	12071	3004	1292	98310	22960	12978	664495	179552	74522
Barley	9676	710	*	30299	3102	3056	501194	68826	82190
Wheat	7081	719	687	97937	27622	28637	485189	107126	169893
Maize	12156	1358	1253	87611	17411	29917	1073991	185722	81777
Sorghum	1899	125	57	9373	456	697	569535	99190	24157
Finger millet	*	*	*	2214	*	*	50551	5181	1465
Oats / 'Aja'	-	-	-	*	*	*	9221	372	408
Rice	-	-	-	-	-	-	*	*	*
Pulses	10168	449	561	51552	6007	8591	1115150	129360	102306
Horse / Faba beans	3051	103	118	20793	2231	2107	521817	48796	48907
Field Peas	2241	*	298	6872	923	880	267969	35935	26354
Haricot beans	5370	*	*	27356	2793	5456	595258	39724	24941
Chick peas	-	-	-	*	*	*	23127	2820	1223
Lentils	-	-	-	*	*	6	25851	971	394
Vetch / Grass peas	-	-	-	-	-	-	6004	*	*
Soya beans	-	-	-	*	*	*	1696	51	2
Fenugreek	*	*	*	577	*	*	29424	549	130
Gibto	-	-	-	-	-	-	*	*	*
Oilseeds	-	-	-	2367	54	97	95799	4584	1006
Neug	-	-	-	-	-	-	7907	*	*
Linseed	-	-	-	1664	42	55	47814	2096	587
Groundnuts	-	-	-	-	-	-	7284	302	118
Safflower	-	-	-	-	-	-	10845	257	38
Sesame	-	-	-	-	-	-	2763	292	63
Rapeseed	-	-	-	*	*	*	23250	356	36
Vegetables	4737	196	184	16410	1416	2151	1267194	26116	*
Lettuce	-	-	-	-	-	-	2680	*	-
Head cabbage	*	*	*	*	*	*	18177	145	*
Ethiopian cabbage	2336	*	*	5073	44	99	1184317	12764	*
Tomatoes	-	-	-	*	*	*	14823	142	-
Green peppers	*	*	*	-	-	-	93689	480	*
Red peppers	2118	156	127	9407	1302	1990	137903	12565	*
Swiss chard	-	-	-	*	*	*	9950	14	-
Root crops	10434	241	*	27619	1292	2074	1257764	62853	25
Beetroot	*	*	*	*	*	*	34376	130	*
Carrot	-	-	-	*	*	*	11184	*	-
Onion	*	*	*	1211	*	*	142501	1237	*
Potatoes	*	168	*	19619	945	1562	330605	8727	*
Garlic	*	*	*	*	*	*	53751	189	-
Taro 'Godere'	*	*	*	*	*	*	604582	20366	*
Sweet potatoes	1831	65	42	4484	*	349	578989	32131	*
Other Temporary	1072	*	*	9430	215	*	711654	25965	105
Permanent crops	-	-	-	-	-	-	2241388	308017	-
Avocado	-	-	-	-	-	-	336971	2472	-
Bananas	-	-	-	-	-	-	643306	18540	-
Guava	-	-	-	-	-	-	33910	169	-
Lemons	-	-	-	-	-	-	36980	315	-
Mangoes	-	-	-	-	-	-	110140	1940	-
Oranges	-	-	-	-	-	-	118497	880	-
Papayas	-	-	-	-	-	-	165518	1038	-
Pineapples	-	-	-	-	-	-	*	*	-
Chat	-	-	-	-	-	-	523449	22537	-
Coffee	-	-	-	-	-	-	1171088	68892	-
Hops / 'Geshe'	-	-	-	-	-	-	185334	1629	-
Enset	-	-	-	-	-	-	2025764	177968	-
Sugar cane	-	-	-	-	-	-	449715	8874	-
Other permanent	-	-	-	-	-	-	148402	2150	-

S.N.N.P Region (Table 1.7 Contd.)

Crop type	Improved seed			Pesticide		Irrigation		Extension package	
	Holder	Hectare	Quintal	Holder	Hectare	Holder	Hectare	Holder	Hectare
All	246510	45672	24594	331540	120163	56708	23955	138897	33639
Cereals	188358	41616	23859	304194	116186	31162	9863	105494	29470
Teff	15180	3171	1358	185748	55028	3397	*	14804	4788
Barley	921	*	*	38124	3941	*	10	*	*
Wheat	48348	7452	11525	164397	50198	*	*	17636	3407
Maize	135902	30519	10897	8339	*	27890	*	74358	19041
Sorghum	4513	433	*	11606	3317	2298	*	13765	863
Finger millet	*	*	*	10825	*	-	-	-	-
Oats / 'Aja'	-	-	-	*	*	-	-	-	-
Rice	-	-	-	-	-	-	-	-	-
Pulses	12651	904	*	10790	1157	9357	488	23340	1916
Horse / Faba beans	3157	*	*	3569	200	*	*	-	-
Field Peas	*	*	*	2640	599	*	*	4839	*
Haricot beans	8610	*	*	*	*	8180	445	18890	1408
Chick peas	-	-	-	*	*	*	*	*	*
Lentils	-	-	-	-	-	*	*	-	-
Vetch / Grass peas	-	-	-	-	-	-	-	-	-
Soya beans	*	*	*	-	-	779	24	-	-
Fenugreek	*	*	*	*	*	*	*	-	-
Gibto	-	-	-	-	-	-	-	-	-
Oilseeds	*	*	*	3542	94	*	*	2678	*
Neug	-	-	-	-	-	-	-	*	*
Linseed	*	*	*	3119	84	-	-	720	16
Groundnuts	-	-	-	-	-	*	*	*	*
Safflower	-	-	-	-	-	-	-	-	-
Sesame	-	-	-	*	*	-	-	-	-
Rapeseed	-	-	-	*	*	-	-	*	*
Vegetables	9302	*	-	6534	257	8542	138	*	*
Lettuce	-	-	-	-	-	-	-	-	-
Head cabbage	6958	*	-	*	*	*	*	-	-
Ethiopian cabbage	*	*	-	3827	42	5215	55	-	-
Tomatoes	*	*	-	*	*	*	*	*	*
Green peppers	*	*	-	-	-	*	*	-	-
Red peppers	*	*	-	1852	177	*	*	*	*
Swiss chard	2970	*	-	-	-	*	*	-	-
Root crops	12095	*	-	11139	600	11404	402	18765	430
Beetroot	7485	*	-	-	-	1116	*	-	-
Carrot	6013	*	-	*	*	*	*	-	-
Onion	4580	*	-	*	*	1480	*	3556	9
Potatoes	*	*	-	9315	533	*	*	*	*
Garlic	1218	2	-	-	-	*	*	-	-
Taro 'Godere'	-	-	-	*	*	2515	*	-	-
Sweet potatoes	*	*	-	*	*	7212	337	7666	188
Other Temporary	*	*	*	*	*	21903	*	*	*
Permanent crops	-	-	-	22359	1080	44265	9067	32876	1656
Avocado	-	-	-	*	*	4211	72	-	-
Bananas	-	-	-	779	*	24671	*	-	-
Guava	-	-	-	-	-	*	*	-	-
Lemons	-	-	-	-	-	*	*	-	-
Mangoes	-	-	-	*	*	*	*	-	-
Oranges	-	-	-	*	*	*	*	-	-
Papayas	-	-	-	*	*	7518	76	-	-
Pineapples	-	-	-	-	-	-	-	-	-
Chat	-	-	-	11815	467	6301	243	-	-
Coffee	37625	2549	-	6648	378	18011	1105	-	-
Hops / 'Gesho'	-	-	-	-	-	-	-	-	-
Enset	-	-	-	4058	229	15864	803	-	-
Sugar cane	-	-	-	-	-	6791	246	-	-
Other permanent	-	-	-	*	*	2127	13	-	-

Table 1.7.1. Number of Holders, Inputs Applied Area and Quantity of Inputs used

Crop type	All Crop area	All Fertilizer		Natural		DAP		
		Hectare	Quintal	Holder	Hectare	Holder	Hectare	Quintal
All	122511	89689	42576	238293	47174	89356	32377	33211
Cereals	68653	43862	34760	87654	6066	85177	28159	26381
Teff	25752	18594	9757	4603	*	28741	12154	6137
Barley	10664	9603	11992	22425	799	41377	7339	9965
Wheat	11682	9605	11151	7223	168	38068	8222	9856
Maize	15161	5423	1652	59371	4121	2788	363	*
Sorghum	5335	589	*	11333	535	*	*	*
Finger millet	-	-	-	-	-	-	-	-
Oats / 'Aja'	*	*	*	*	*	*	*	*
Rice	-	-	-	-	-	-	-	-
Pulses	9166	6095	5835	51851	2024	23969	3707	5231
Horse / Faba beans	2992	2470	1463	41570	1465	14531	872	1253
Field Peas	3580	3062	4213	1971	*	15079	2716	3868
Haricot beans	1425	273	*	10981	223	*	*	*
Chick peas	*	*	*	*	*	*	*	*
Lentils	*	*	*	*	*	*	*	*
Vetch / Grass peas	*	-	-	-	-	-	-	-
Soya beans	-	-	-	-	-	-	-	-
Fenugreek	*	*	-	*	*	-	-	-
Gibto	-	-	-	-	-	-	-	-
Oilseeds	*	65	*	4872	51	1342	*	*
Neug	*	*	-	*	*	-	-	-
Linseed	*	25	*	*	*	1047	*	*
Groundnuts	-	-	-	-	-	-	-	-
Safflower	*	*	*	*	*	*	*	*
Sesame	-	-	-	-	-	-	-	-
Rapeseed	69	*	-	3252	*	-	-	-
Vegetables	3146	1865	*	152279	1805	*	*	*
Lettuce	*	*	-	1643	*	-	-	-
Head cabbage	*	*	*	8710	*	*	*	*
Ethiopian cabbage	1162	1114	*	143072	1093	*	*	*
Tomatoes	*	*	-	*	*	-	-	-
Green peppers	*	40	-	11933	40	-	-	-
Red peppers	1864	*	*	11962	636	*	*	*
Swiss chard	9	8	*	6808	7	*	*	*
Root crops	2160	2046	1578	89981	1507	18442	*	1261
Beetroot	18	17	*	10176	16	*	*	*
Carrot	9	6	*	6141	5	*	*	*
Onion	*	*	*	11003	14	*	*	*
Potatoes	988	965	1553	41180	462	17003	*	1248
Garlic	20	18	*	8803	18	-	-	-
Taro 'Godere'	1017	941	*	42845	938	*	*	*
Sweet potatoes	*	*	-	*	*	-	-	-
Other Temporary	674	522	-	52371	522	-	-	-
Permanent crops	37295	35233	-	215341	35199	-	-	-
Avocado	81	79	-	20729	79	-	-	-
Bananas	400	368	-	38762	365	-	-	-
Guava	20	*	-	4188	*	-	-	-
Lemons	*	*	-	6810	*	-	-	-
Mangoes	*	*	-	4700	*	-	-	-
Oranges	361	320	-	37844	320	-	-	-
Papayas	47	46	-	17573	46	-	-	-
Pineapples	*	*	-	*	*	-	-	-
Chat	5480	4429	-	100375	4419	-	-	-
Coffee	3257	3108	-	102174	3093	-	-	-
Hops / 'Gesho'	618	414	-	60903	412	-	-	-
Enset	26440	26059	-	206128	26054	-	-	-
Sugar cane	*	*	-	20266	*	-	-	-
Other permanent	63	60	-	23058	60	-	-	-

Gurage zone (Table 1.7.1 contd.)

Crop type	UREA			UREA + DAP			Indigenous seed		
	Holder	Hectare	Quintal	Holder	Hectare	Quintal	Holder	Hectare	Quintal
All	12774	2439	2354	19149	7698	7011	254026	120121	69707
Cereals	9509	2191	1801	18086	*	6579	187713	66460	56955
Teff	*	*	*	*	*	*	60186	25732	8999
Barley	5346	*	*	*	*	*	79869	10664	20106
Wheat	*	*	*	3932	892	1007	62760	10720	20363
Maize	-	-	-	2902	*	1335	87300	13954	6473
Sorghum	-	-	-	*	*	*	37288	5331	925
Finger millet	-	-	-	-	-	-	-	-	-
Oats / 'Aja'	-	-	-	-	-	-	*	*	*
Rice	-	-	-	-	-	-	-	-	-
Pulses	3524	*	282	*	*	*	91981	9164	12556
Horse / Faba beans	*	*	*	*	*	*	67100	2992	4360
Field Peas	*	*	*	*	*	*	22467	3580	6059
Haricot beans	-	-	-	*	*	*	25986	1422	*
Chick peas	-	-	-	-	-	-	*	*	*
Lentils	-	-	-	-	-	-	*	*	*
Vetch / Grass peas	-	-	-	-	-	-	*	*	*
Soya beans	-	-	-	-	-	-	-	-	-
Fenugreek	-	-	-	-	-	-	*	*	*
Gibto	-	-	-	-	-	-	-	-	-
Oilseeds	-	-	-	-	-	-	14579	*	*
Neug	-	-	-	-	-	-	*	*	*
Linseed	-	-	-	-	-	-	3178	*	*
Groundnuts	-	-	-	-	-	-	-	-	-
Safflower	-	-	-	-	-	-	*	*	*
Sesame	-	-	-	-	-	-	-	-	-
Rapeseed	-	-	-	-	-	-	5048	69	6
Vegetables	*	*	*	*	*	*	162659	3123	*
Lettuce	-	-	-	-	-	-	1643	*	-
Head cabbage	-	-	-	-	-	-	6594	19	-
Ethiopian cabbage	*	*	*	-	-	-	149272	1155	*
Tomatoes	-	-	-	-	-	-	*	*	-
Green peppers	-	-	-	-	-	-	13380	*	-
Red peppers	-	-	-	-	-	-	24839	1864	-
Swiss chard	-	-	-	*	*	*	6206	4	-
Root crops	*	*	*	*	*	*	110080	2140	*
Beetroot	-	-	-	*	*	*	8234	11	*
Carrot	-	-	-	*	*	*	5024	4	-
Onion	-	-	-	*	*	*	10449	*	*
Potatoes	*	*	*	*	*	*	60030	987	*
Garlic	-	-	-	*	*	*	9901	19	-
Taro 'Godere'	-	-	-	-	-	-	44962	1015	-
Sweet potatoes	-	-	-	-	-	-	*	*	-
Other Temporary	-	-	-	-	-	-	58967	674	-
Permanent crops	-	-	-	-	-	-	221553	37144	-
Avocado	-	-	-	-	-	-	21111	75	-
Bananas	-	-	-	-	-	-	43091	395	-
Guava	-	-	-	-	-	-	6118	20	-
Lemons	-	-	-	-	-	-	7844	*	-
Mangoes	-	-	-	-	-	-	4689	*	-
Oranges	-	-	-	-	-	-	39458	361	-
Papayas	-	-	-	-	-	-	17809	47	-
Pineapples	-	-	-	-	-	-	*	*	-
Chat	-	-	-	-	-	-	110229	5475	-
Coffee	-	-	-	-	-	-	104045	3124	-
Hops / 'Geshe'	-	-	-	-	-	-	69844	618	-
Enset	-	-	-	-	-	-	209924	26440	-
Sugar cane	-	-	-	-	-	-	21449	*	-
Other permanent	-	-	-	-	-	-	24665	63	-

Gurage zone (Table 1.7.1 Contd.)

Crop type	Improved seed			Pesticide		Irrigation		Extension package	
	Holder	Hectare	Quintal	Holder	Hectare	Holder	Hectare	Holder	Hectare
All	24481	2379	2076	46681	20089	3369	*	25658	7783
Cereals	9183	2192	2076	45210	19801	*	*	19597	6811
Teff	*	*	*	30534	*	-	-	*	*
Barley	-	-	-	5928	909	*	*	*	*
Wheat	3605	*	1729	22182	5763	-	-	3904	1179
Maize	5913	*	334	*	*	*	*	6311	1418
Sorghum	*	*	-	-	-	-	-	*	*
Finger millet	-	-	-	-	-	-	-	-	-
Oats / 'Aja'	-	-	-	*	*	-	-	-	-
Rice	-	-	-	-	-	-	-	-	-
Pulses	-	-	-	*	*	*	*	*	*
Horse / Faba beans	-	-	-	*	*	*	*	-	-
Field Peas	-	-	-	*	*	-	-	*	*
Haricot beans	-	-	-	-	-	-	-	*	*
Chick peas	-	-	-	-	-	-	-	-	-
Lentils	-	-	-	-	-	-	-	-	-
Vetch / Grass peas	-	-	-	-	-	-	-	-	-
Soya beans	-	-	-	-	-	-	-	-	-
Fenugreek	-	-	-	-	-	-	-	-	-
Gibto	-	-	-	-	-	-	-	-	-
Oilseeds	-	-	-	-	-	-	-	*	*
Neug	-	-	-	-	-	-	-	*	*
Linseed	-	-	-	-	-	-	-	-	-
Groundnuts	-	-	-	-	-	-	-	-	-
Safflower	-	-	-	-	-	-	-	-	-
Sesame	-	-	-	-	-	-	-	-	-
Rapeseed	-	-	-	-	-	-	-	-	-
Vegetables	6325	*	-	-	-	*	*	-	-
Lettuce	-	-	-	-	-	-	-	-	-
Head cabbage	4852	*	-	-	-	*	*	-	-
Ethiopian cabbage	*	*	-	-	-	*	*	-	-
Tomatoes	-	-	-	-	-	-	-	-	-
Green peppers	*	*	-	-	-	-	-	-	-
Red peppers	-	-	-	-	-	-	-	-	-
Swiss chard	2308	*	-	-	-	*	*	-	-
Root crops	6071	18	-	*	*	1663	5	*	*
Beetroot	4703	7	-	-	-	1116	*	-	-
Carrot	4066	5	-	-	-	*	*	-	-
Onion	*	*	-	*	*	*	*	*	*
Potatoes	*	*	-	-	-	*	*	*	*
Garlic	*	*	-	-	-	*	*	-	-
Taro 'Godere'	-	-	-	-	-	-	-	-	-
Sweet potatoes	-	-	-	-	-	-	-	-	-
Other Temporary	-	-	-	-	-	*	*	-	-
Permanent crops	-	-	-	*	*	*	*	4285	301
Avocado	-	-	-	-	-	*	*	-	-
Bananas	-	-	-	*	*	-	-	-	-
Guava	-	-	-	-	-	-	-	-	-
Lemons	-	-	-	-	-	-	-	-	-
Mangoes	-	-	-	-	-	-	-	-	-
Oranges	-	-	-	-	-	*	*	-	-
Papayas	-	-	-	-	-	-	-	-	-
Pineapples	-	-	-	-	-	-	-	-	-
Chat	-	-	-	*	*	*	*	-	-
Coffee	6713	*	-	-	-	*	*	-	-
Hops / 'Geshe'	-	-	-	-	-	-	-	-	-
Enset	-	-	-	*	*	*	*	-	-
Sugar cane	-	-	-	-	-	-	-	-	-
Other permanent	-	-	-	*	*	*	*	-	-

Hadiya zone

Table 1.7.2 Number of Holders, Inputs Applied Area and Quantity of Inputs used

Crop type	All Crop area	All Fertilizer		Natural		DAP		
		Hectare	Quintal	Holder	Hectare	Holder	Hectare	Quintal
All	150363	127792	72277	185127	37554	115191	52215	38955
Cereals	105784	88349	59078	81157	9810	105838	44386	30643
Teff	29617	25414	11973	9722	782	51735	13772	6687
Barley	3505	3000	1860	8950	214	21350	1514	832
Wheat	36274	35031	34768	3286	322	52926	17870	16859
Maize	26943	22347	10163	62145	6543	42656	10866	6073
Sorghum	9175	2351	252	24922	1890	5533	262	154
Finger millet	*	*	*	1280	*	*	*	*
Oats / 'Aja'	*	*	*	-	-	*	*	*
Rice	*	*	-	*	*	-	-	-
Pulses	12132	10610	7485	44948	1697	40677	6015	4840
Horse / Faba beans	6485	5867	4659	14828	524	24639	3827	3353
Field Peas	2787	2468	1545	2711	120	10118	1550	913
Haricot beans	2568	2065	*	32527	1016	10957	472	*
Chick peas	*	*	-	*	*	-	-	-
Lentils	*	*	*	-	-	*	*	*
Vetch / Grass peas	-	-	-	-	-	-	-	-
Soya beans	-	-	-	-	-	-	-	-
Fenugreek	*	*	-	*	*	-	-	-
Gibto	-	-	-	-	-	-	-	-
Oilseeds	1190	416	*	4399	*	6187	255	166
Neug	*	*	*	*	*	*	*	*
Linseed	1073	311	108	*	*	4750	218	*
Groundnuts	-	-	-	-	-	-	-	-
Safflower	*	*	*	*	*	*	*	*
Sesame	-	-	-	-	-	-	-	-
Rapeseed	*	*	*	*	*	*	*	*
Vegetables	2903	2533	350	153614	2307	5414	128	250
Lettuce	*	*	-	*	*	-	-	-
Head cabbage	*	*	-	914	*	-	-	-
Ethiopian cabbage	1970	1921	*	151468	1811	4420	71	*
Tomatoes	*	*	-	*	*	-	-	-
Green peppers	*	*	*	6527	*	*	*	*
Red peppers	*	*	*	*	*	*	*	*
Swiss chard	*	*	-	*	*	-	-	-
Root crops	3044	2578	327	89763	2248	9083	231	184
Beetroot	23	21	-	11027	21	-	-	-
Carrot	*	*	-	*	*	-	-	-
Onion	51	45	*	28083	44	*	*	*
Potatoes	733	619	298	25559	301	8131	223	168
Garlic	*	*	-	1456	*	-	-	-
Taro 'Godere'	556	460	*	27005	457	*	*	*
Sweet potatoes	1676	1430	*	31895	1421	*	*	*
Other Temporary	1800	1670	*	93544	1520	2126	52	*
Permanent crops	23510	21636	-	178656	19860	-	-	-
Avocado	279	252	-	38864	246	-	-	-
Bananas	1258	1091	-	72359	791	-	-	-
Guava	*	*	-	*	*	-	-	-
Lemons	*	*	-	*	*	-	-	-
Mangoes	*	*	-	3978	*	-	-	-
Oranges	32	30	-	6886	25	-	-	-
Papayas	42	36	-	8868	36	-	-	-
Pineapples	-	-	-	-	-	-	-	-
Chat	1338	1193	-	43395	1128	-	-	-
Coffee	5298	4406	-	82923	3153	-	-	-
Hops / 'Geshe'	243	201	-	20888	97	-	-	-
Enset	14057	13801	-	166344	13766	-	-	-
Sugar cane	860	556	-	45805	549	-	-	-
Other permanent	55	32	-	16508	32	-	-	-

Hadiya zone (Table 1.7.2 contd.)

Crop type	UREA			UREA + DAP			Indigenous seed		
	Holder	Hectare	Quintal	Holder	Hectare	Quintal	Holder	Hectare	Quintal
All	4874	*	*	83855	37489	33008	194250	142966	108907
Cereals	3043	*	*	80861	33784	28270	182934	98443	96312
Teff	*	*	*	46182	10619	5178	110119	28464	9709
Barley	*	*	*	12837	1256	*	46036	3497	5624
Wheat	*	*	*	47812	16784	17878	103050	35861	68734
Maize	941	*	14	21016	4898	4076	101498	21206	10181
Sorghum	*	*	*	3337	180	*	84171	9146	1971
Finger millet	-	-	-	*	*	*	5317	*	66
Oats / 'Aja'	-	-	-	-	-	-	*	*	*
Rice	-	-	-	-	-	-	*	*	-
Pulses	*	*	*	18980	2786	2543	104529	12124	12189
Horse / Faba beans	*	*	*	10561	1494	1289	54825	6483	7841
Field Peas	*	*	*	3761	715	*	18836	2786	2522
Haricot beans	*	*	*	6913	569	*	58148	2562	1747
Chick peas	-	-	-	-	-	-	*	*	*
Lentils	-	-	-	*	*	*	*	*	64
Vetch / Grass peas	-	-	-	-	-	-	-	-	-
Soya beans	-	-	-	-	-	-	*	*	*
Fenugreek	-	-	-	-	-	-	*	*	*
Gibto	-	-	-	-	-	-	-	-	-
Oilseeds	-	-	-	1840	47	*	19602	1190	393
Neug	-	-	-	-	-	*	*	*	*
Linseed	-	-	-	*	*	*	14668	1073	382
Groundnuts	-	-	-	-	-	-	-	-	-
Safflower	-	-	-	-	-	-	*	*	-
Sesame	-	-	-	-	-	-	-	-	-
Rapeseed	-	-	-	*	*	*	*	*	7
Vegetables	*	*	*	2903	*	*	160011	2901	-
Lettuce	-	-	-	-	-	-	*	*	-
Head cabbage	-	-	-	-	-	-	914	*	-
Ethiopian cabbage	*	*	*	*	*	*	158110	1969	-
Tomatoes	-	-	-	-	-	-	*	*	-
Green peppers	-	-	-	-	-	-	7503	*	-
Red peppers	-	-	-	*	*	*	*	*	-
Swiss chard	-	-	-	-	-	-	*	*	-
Root crops	*	*	*	3614	69	*	103353	3044	-
Beetroot	-	-	-	-	-	-	11731	23	-
Carrot	-	-	-	-	-	-	*	*	-
Onion	*	*	*	*	*	*	30241	51	-
Potatoes	*	*	*	*	64	*	39525	733	-
Garlic	-	-	-	-	-	-	1964	*	-
Taro 'Godere'	-	-	-	*	*	-	30031	556	-
Sweet potatoes	-	-	-	*	*	*	33473	1676	-
Other Temporary	*	*	*	2078	*	*	100220	1800	*
Permanent crops	-	-	-	-	-	-	182267	23465	-
Avocado	-	-	-	-	-	-	43322	278	-
Bananas	-	-	-	-	-	-	82228	1247	-
Guava	-	-	-	-	-	-	*	*	-
Lemons	-	-	-	-	-	-	*	*	-
Mangoes	-	-	-	-	-	-	3988	*	-
Oranges	-	-	-	-	-	-	8266	32	-
Papayas	-	-	-	-	-	-	9331	41	-
Pineapples	-	-	-	-	-	-	-	-	-
Chat	-	-	-	-	-	-	48857	1324	-
Coffee	-	-	-	-	-	-	92104	5297	-
Hops / 'Geshe'	-	-	-	-	-	-	28247	243	-
Enset	-	-	-	-	-	-	169051	14049	-
Sugar cane	-	-	-	-	-	-	53994	860	-
Other permanent	-	-	-	-	-	-	18904	55	-

Hadiya zone (Table 1.7.2 Contd.)

Crop type	Improved seed			Pesticide		Irrigation		Extension package	
	Holder	Hectare	Quintal	Holder	Hectare	Holder	Hectare	Holder	Hectare
All	24819	7367	3229	111450	49810	*	*	22315	5437
Cereals	23870	7341	3228	109295	48994	*	*	18641	4755
Teff	*	*	*	71932	19404	*	*	3038	450
Barley	*	*	-	15278	1392	-	-	-	-
Wheat	*	*	*	74412	28144	-	-	*	*
Maize	21479	5737	1984	*	*	*	*	16762	3915
Sorghum	*	*	*	*	*	-	-	1328	*
Finger millet	*	*	*	-	-	-	-	-	-
Oats / 'Aja'	-	-	-	*	*	-	-	-	-
Rice	-	-	-	-	-	-	-	-	-
Pulses	*	*	*	1561	*	*	*	*	*
Horse / Faba beans	*	*	-	*	*	-	-	-	-
Field Peas	*	*	-	*	*	-	-	-	-
Haricot beans	*	*	*	-	-	*	*	*	*
Chick peas	-	-	-	-	-	-	-	-	-
Lentils	-	-	-	-	-	-	-	-	-
Vetch / Grass peas	-	-	-	-	-	-	-	-	-
Soya beans	-	-	-	-	-	-	-	-	-
Fenugreek	-	-	-	-	-	-	-	-	-
Gibto	-	-	-	-	-	-	-	-	-
Oilseeds	-	-	-	2358	*	-	-	*	*
Neug	-	-	-	-	-	-	-	*	*
Linseed	-	-	-	2123	*	-	-	-	-
Groundnuts	-	-	-	-	-	-	-	-	-
Safflower	-	-	-	-	-	-	-	-	-
Sesame	-	-	-	-	-	-	-	-	-
Rapeseed	-	-	-	*	*	-	-	*	*
Vegetables	*	*	-	1429	*	*	*	-	-
Lettuce	-	-	-	-	-	-	-	-	-
Head cabbage	-	-	-	-	-	-	-	-	-
Ethiopian cabbage	*	*	-	1178	6	*	*	-	-
Tomatoes	-	-	-	-	-	-	-	-	-
Green peppers	-	-	-	-	-	-	-	-	-
Red peppers	-	-	-	*	*	-	-	-	-
Swiss chard	-	-	-	-	-	-	-	-	-
Root crops	-	-	-	*	*	-	-	2017	*
Beetroot	-	-	-	-	-	-	-	-	-
Carrot	-	-	-	-	-	-	-	-	-
Onion	-	-	-	-	-	-	-	*	*
Potatoes	-	-	-	*	*	-	-	*	*
Garlic	-	-	-	-	-	-	-	-	-
Taro 'Godere'	-	-	-	-	-	-	-	-	-
Sweet potatoes	-	-	-	*	*	-	-	*	*
Other Temporary	-	-	-	*	*	-	-	-	-
Permanent crops	-	-	-	3759	229	*	*	3426	175
Avocado	-	-	-	-	-	*	*	-	-
Bananas	-	-	-	-	-	-	-	-	-
Guava	-	-	-	-	-	-	-	-	-
Lemons	-	-	-	-	-	-	-	-	-
Mangoes	-	-	-	-	-	-	-	-	-
Oranges	-	-	-	-	-	*	*	-	-
Papayas	-	-	-	-	-	*	*	-	-
Pineapples	-	-	-	-	-	-	-	-	-
Chat	-	-	-	*	*	-	-	-	-
Coffee	*	*	-	*	*	*	*	-	-
Hops / 'Gesho'	-	-	-	-	-	-	-	-	-
Enset	-	-	-	*	*	*	*	-	-
Sugar cane	-	-	-	-	-	-	-	-	-
Other permanent	-	-	-	-	-	-	-	-	-

Kembata Tembaro zone Table 1.7.3 Number of Holders, Inputs Applied Area and Quantity of Inputs used

Crop type	All	All Fertilizer		Natural		DAP		
	Crop area	Hectare	Quintal	Holder	Hectare	Holder	Hectare	Quintal
All	49007	43478	20760	108878	20640	47522	11259	8355
Cereals	23257	20951	15606	33245	1885	38112	9198	5855
Teff	6086	5750	3382	3539	338	19617	3567	1990
Barley	907	798	685	4652	141	2516	*	*
Wheat	11384	10829	9944	7145	492	13759	*	2435
Maize	3239	*	1463	13790	397	11690	*	1212
Sorghum	1588	647	121	11646	492	2217	101	*
Finger millet	46	37	*	*	25	774	*	*
Oats / 'Aja'	*	*	*	-	-	*	*	*
Rice	*	*	-	*	*	-	-	-
Pulses	3695	3113	1795	30111	1074	14320	1261	982
Horse / Faba beans	2453	2255	1409	18739	644	10583	971	787
Field Peas	460	309	261	2173	*	2082	*	129
Haricot beans	739	537	124	15665	335	3915	*	66
Chick peas	*	*	-	*	*	-	-	-
Lentils	*	*	*	*	*	-	-	-
Vetch / Grass peas	-	-	-	-	-	-	-	-
Soya beans	*	-	-	-	-	-	-	-
Fenugreek	*	*	-	*	*	-	-	-
Gibto	-	-	-	-	-	-	-	-
Oilseeds	*	*	*	1437	12	935	*	*
Neug	*	*	-	*	*	-	-	-
Linseed	*	*	*	*	*	*	*	*
Groundnuts	-	-	-	-	-	-	-	-
Safflower	*	*	-	*	*	-	-	-
Sesame	-	-	-	-	-	-	-	-
Rapeseed	*	*	*	*	*	*	*	*
Vegetables	1057	1020	179	78758	892	1377	*	*
Lettuce	-	-	-	-	-	-	-	-
Head cabbage	*	*	*	3007	*	*	*	*
Ethiopian cabbage	850	834	35	77316	812	987	*	*
Tomatoes	*	*	*	*	*	-	-	-
Green peppers	7	*	-	*	*	-	-	-
Red peppers	*	*	*	917	*	*	*	*
Swiss chard	*	*	*	543	*	-	-	-
Root crops	5517	4540	1501	72157	3476	8768	362	329
Beetroot	73	70	*	3433	*	*	*	*
Carrot	*	*	*	1047	*	*	*	*
Onion	*	*	*	10969	*	1600	*	*
Potatoes	1295	1197	1219	26086	399	5456	205	200
Garlic	6	6	*	1862	5	*	*	*
Taro 'Godere'	898	734	*	29023	729	*	*	*
Sweet potatoes	2878	2193	51	44982	2136	1319	*	35
Other Temporary	1553	959	70	37817	902	2230	39	42
Permanent crops	13747	12825	-	107178	12401	-	-	-
Avocado	362	322	-	45829	310	-	-	-
Bananas	1033	816	-	45722	650	-	-	-
Guava	8	6	-	2781	5	-	-	-
Lemons	15	11	-	2846	11	-	-	-
Mangoes	47	41	-	9652	41	-	-	-
Oranges	56	44	-	7819	39	-	-	-
Papayas	34	26	-	6059	24	-	-	-
Pineapples	*	-	-	-	-	-	-	-
Chat	406	364	-	15648	342	-	-	-
Coffee	2960	2657	-	65500	2539	-	-	-
Hops / 'Geshe'	67	59	-	12524	47	-	-	-
Enset	7961	7868	-	105327	7863	-	-	-
Sugar cane	756	573	-	33339	512	-	-	-
Other permanent	43	*	-	6746	19	-	-	-

Kembata Tembaro zone

(Table 1.7.3 contd.)

Crop type	UREA			UREA + DAP			Indigenous seed		
	Holder	Hectare	Quintal	Holder	Hectare	Quintal	Holder	Hectare	Quintal
All	3062	174	136	42941	11405	12269	113110	46830	29620
Cereals	1322	*	*	38626	9757	9688	86812	21212	26287
Teff	725	*	*	12699	1791	1371	36253	6060	1826
Barley	*	*	*	6593	476	553	16060	904	1481
Wheat	*	*	*	29432	7168	7486	48468	11169	21999
Maize	*	*	*	2507	268	240	22084	1437	620
Sorghum	-	-	-	*	*	*	22474	1588	339
Finger millet	-	-	-	-	-	-	2719	46	16
Oats / 'Aja'	-	-	-	*	*	*	*	*	*
Rice	-	-	-	-	-	-	*	*	*
Pulses	*	*	*	9824	757	792	54307	3693	3194
Horse / Faba beans	*	*	*	7321	621	602	37151	2451	2518
Field Peas	-	-	-	1824	93	132	8500	460	304
Haricot beans	*	*	*	2102	41	57	24608	739	354
Chick peas	-	-	-	-	-	-	*	*	*
Lentils	-	-	-	*	*	*	*	*	*
Vetch / Grass peas	-	-	-	-	-	-	-	-	-
Soya beans	-	-	-	-	-	-	*	*	*
Fenugreek	-	-	-	-	-	-	*	*	*
Gibto	-	-	-	-	-	-	-	-	-
Oilseeds	-	-	-	*	*	*	4092	*	*
Neug	-	-	-	-	-	-	*	*	*
Linseed	-	-	-	*	*	*	2787	*	*
Groundnuts	-	-	-	-	-	-	-	-	-
Safflower	-	-	-	-	-	-	*	*	*
Sesame	-	-	-	-	-	-	-	-	-
Rapeseed	-	-	-	-	-	-	*	*	*
Vegetables	*	*	*	3406	*	*	81558	1004	*
Lettuce	-	-	-	-	-	-	-	-	-
Head cabbage	*	*	*	*	*	*	3681	*	*
Ethiopian cabbage	*	*	*	1186	8	*	79849	850	*
Tomatoes	-	-	-	*	*	*	*	*	*
Green peppers	-	-	-	-	-	-	2990	7	-
Red peppers	-	-	-	*	*	*	1307	*	-
Swiss chard	-	-	-	*	*	*	*	*	-
Root crops	1054	28	17	13040	675	1156	85423	5445	-
Beetroot	*	*	*	*	*	*	3964	47	-
Carrot	-	-	-	*	*	*	*	*	-
Onion	-	-	-	*	*	*	13500	*	-
Potatoes	*	*	*	10810	586	1013	40735	1295	-
Garlic	*	*	*	*	*	*	2255	6	-
Taro 'Godere'	-	-	-	-	-	-	31691	898	-
Sweet potatoes	*	*	*	*	*	*	49312	2878	-
Other Temporary	*	*	*	*	*	*	44268	1553	*
Permanent crops	-	-	-	-	-	-	109546	13743	-
Avocado	-	-	-	-	-	-	50598	362	-
Bananas	-	-	-	-	-	-	52688	1032	-
Guava	-	-	-	-	-	-	4044	8	-
Lemons	-	-	-	-	-	-	3773	15	-
Mangoes	-	-	-	-	-	-	10662	47	-
Oranges	-	-	-	-	-	-	10000	56	-
Papayas	-	-	-	-	-	-	7198	34	-
Pineapples	-	-	-	-	-	-	*	*	-
Chat	-	-	-	-	-	-	17251	406	-
Coffee	-	-	-	-	-	-	69050	2958	-
Hops / 'Geshe'	-	-	-	-	-	-	16234	67	-
Enset	-	-	-	-	-	-	107314	7961	-
Sugar cane	-	-	-	-	-	-	36260	756	-
Other permanent	-	-	-	-	-	-	9331	43	-

Kembata Tembaro zone

(Table 1.7.3 Contd.)

Crop type	Improved seed			Pesticide		Irrigation		Extension package	
	Holder	Hectare	Quintal	Holder	Hectare	Holder	Hectare	Holder	Hectare
All	9846	*	668	37943	8765	*	*	7427	970
Cereals	7899	*	664	32179	8042	*	*	4655	834
Teff	*	*	*	15521	2194	-	-	*	*
Barley	*	*	*	2648	160	-	-	-	-
Wheat	*	*	*	23546	5650	-	-	649	*
Maize	6561	*	*	*	*	-	-	3403	*
Sorghum	-	-	-	*	*	*	*	*	*
Finger millet	-	-	-	-	-	-	-	-	-
Oats / 'Aja'	-	-	-	-	-	-	-	-	-
Rice	-	-	-	-	-	-	-	-	-
Pulses	*	*	*	1983	*	-	-	1067	*
Horse / Faba beans	*	*	*	1341	*	-	-	-	-
Field Peas	-	-	-	*	*	-	-	*	*
Haricot beans	-	-	-	*	*	-	-	1067	*
Chick peas	-	-	-	-	-	-	-	-	-
Lentils	-	-	-	-	-	-	-	-	-
Vetch / Grass peas	-	-	-	-	-	-	-	-	-
Soya beans	-	-	-	-	-	-	-	-	-
Fenugreek	-	-	-	-	-	-	-	-	-
Gibto	-	-	-	-	-	-	-	-	-
Oilseeds	*	*	-	524	*	-	-	-	-
Neug	-	-	-	-	-	-	-	-	-
Linseed	*	*	-	524	*	-	-	-	-
Groundnuts	-	-	-	-	-	-	-	-	-
Safflower	-	-	-	-	-	-	-	-	-
Sesame	-	-	-	-	-	-	-	-	-
Rapeseed	-	-	-	-	-	-	-	-	-
Vegetables	*	*	-	1899	*	*	*	-	-
Lettuce	-	-	-	-	-	-	-	-	-
Head cabbage	*	*	-	*	*	-	-	-	-
Ethiopian cabbage	-	-	-	861	*	*	*	-	-
Tomatoes	*	*	-	*	*	-	-	-	-
Green peppers	-	-	-	-	-	-	-	-	-
Red peppers	-	-	-	-	-	-	-	-	-
Swiss chard	-	-	-	-	-	-	-	-	-
Root crops	*	*	-	8230	486	*	*	2234	41
Beetroot	*	*	-	-	-	-	-	-	-
Carrot	*	*	-	*	*	-	-	-	-
Onion	-	-	-	*	*	*	*	*	*
Potatoes	-	-	-	7839	477	-	-	1012	*
Garlic	-	-	-	-	-	-	-	-	-
Taro 'Godere'	-	-	-	-	-	-	-	-	-
Sweet potatoes	-	-	-	*	*	-	-	1092	14
Other Temporary	-	-	-	*	*	*	*	-	-
Permanent crops	-	-	-	1522	*	*	*	1212	63
Avocado	-	-	-	-	-	*	*	-	-
Bananas	-	-	-	*	*	-	-	-	-
Guava	-	-	-	-	-	-	-	-	-
Lemons	-	-	-	-	-	-	-	-	-
Mangoes	-	-	-	-	-	-	-	-	-
Oranges	-	-	-	-	-	-	-	-	-
Papayas	-	-	-	-	-	-	-	-	-
Pineapples	-	-	-	-	-	-	-	-	-
Chat	-	-	-	*	*	-	-	-	-
Coffee	*	*	-	856	*	*	*	-	-
Hops / 'Geshe'	-	-	-	-	-	-	-	-	-
Enset	-	-	-	*	*	-	-	-	-
Sugar cane	-	-	-	-	-	-	-	-	-
Other permanent	-	-	-	-	-	-	-	-	-

Sidama zone Table 1.7.4 Number of Holders, Inputs Applied Area and Quantity of Inputs used

Crop type	All Crop area	All Fertilizer		Natural		DAP		
		Hectare	Quintal	Holder	Hectare	Holder	Hectare	Quintal
All	167371	99902	56139	448774	67013	103896	20959	26915
Cereals	56536	32570	41411	145684	6544	95726	17263	19861
Teff	2273	1165	1431	*	*	8601	942	1088
Barley	9681	2312	*	9425	*	*	1328	*
Wheat	6469	4193	3353	5269	616	19029	3518	*
Maize	37562	24687	35814	134983	4801	68740	11376	14759
Sorghum	552	213	*	5756	100	*	*	*
Finger millet	-	-	-	-	-	-	-	-
Oats / 'Aja'	-	-	-	-	-	-	-	-
Rice	-	-	-	-	-	-	-	-
Pulses	14747	6267	8730	57807	1783	29098	2437	4164
Horse / Faba beans	2062	279	*	13147	277	*	*	*
Field Peas	*	*	*	*	*	*	*	*
Haricot beans	10491	5646	8172	44131	1454	25504	2145	3607
Chick peas	-	-	-	-	-	-	-	-
Lentils	*	*	-	*	*	-	-	-
Vetch / Grass peas	-	-	-	-	-	-	-	-
Soya beans	*	*	-	*	*	-	-	-
Fenugreek	*	*	-	*	*	-	-	-
Gibto	-	-	-	-	-	-	-	-
Oilseeds	36	*	-	*	*	-	-	-
Neug	-	-	-	-	-	-	-	-
Linseed	*	-	-	-	-	-	-	-
Groundnuts	*	-	-	-	-	-	-	-
Safflower	-	-	-	-	-	-	-	-
Sesame	-	-	-	-	-	-	-	-
Rapeseed	*	*	-	*	*	-	-	-
Vegetables	3476	2709	177	224783	2560	6178	*	108
Lettuce	-	-	-	-	-	-	-	-
Head cabbage	*	*	-	*	*	-	-	-
Ethiopian cabbage	2947	2538	100	218859	2506	4648	25	77
Tomatoes	-	-	-	-	-	-	-	-
Green peppers	61	33	-	13939	33	-	-	-
Red peppers	*	*	*	*	*	*	*	*
Swiss chard	*	-	-	-	-	-	-	-
Root crops	5323	2024	2041	76187	1236	14489	482	1520
Beetroot	*	*	-	*	*	-	-	-
Carrot	-	-	-	-	-	-	-	-
Onion	255	*	*	26044	*	*	*	*
Potatoes	691	*	*	8024	*	*	*	*
Garlic	*	*	-	*	*	-	-	-
Taro 'Godere'	193	124	*	12363	*	*	*	*
Sweet potatoes	4135	1211	*	33044	751	7555	261	*
Other Temporary	879	566	*	49827	500	*	*	*
Permanent crops	86374	55760	-	439128	54384	-	-	-
Avocado	733	267	-	28126	261	-	-	-
Bananas	1416	836	-	62953	815	-	-	-
Guava	32	*	-	*	*	-	-	-
Lemons	-	-	-	-	-	-	-	-
Mangoes	*	*	-	*	*	-	-	-
Oranges	*	*	-	*	*	-	-	-
Papayas	*	*	-	1839	*	-	-	-
Pineapples	*	*	-	*	*	-	-	-
Chat	10984	3751	-	96052	3487	-	-	-
Coffee	20260	8090	-	182197	7532	-	-	-
Hops / 'Gesho'	104	*	-	4600	*	-	-	-
Enset	48673	41716	-	431646	41285	-	-	-
Sugar cane	3456	963	-	41603	873	-	-	-
Other permanent	*	*	-	*	*	-	-	-

Sidama zone

(Table 1.7.4 contd.)

Crop type	UREA			UREA + DAP			Indigenous seed		
	Holder	Hectare	Quintal	Holder	Hectare	Quintal	Holder	Hectare	Quintal
All	12618	1293	1494	51354	10637	27730	515890	150882	58946
Cereals	8090	934	883	47358	7829	20667	331290	42466	42225
Teff	-	-	-	*	*	*	24218	1919	1719
Barley	-	-	-	-	-	-	65937	9681	13389
Wheat	*	*	*	-	-	-	24302	3365	4206
Maize	7142	875	813	44965	7635	20242	284134	27008	18089
Sorghum	-	-	-	*	*	*	20986	492	*
Finger millet	-	-	-	-	-	-	-	-	-
Oats / 'Aja'	-	-	-	-	-	-	-	-	-
Rice	-	-	-	-	-	-	-	-	-
Pulses	*	*	*	14829	*	*	169091	14040	14991
Horse / Faba beans	-	-	-	-	-	-	39198	1964	2721
Field Peas	-	-	-	-	-	-	13008	*	*
Haricot beans	*	*	*	14829	*	*	125455	9988	10540
Chick peas	-	-	-	-	-	-	-	-	-
Lentils	-	-	-	-	-	-	*	*	*
Vetch / Grass peas	-	-	-	-	-	-	-	-	-
Soya beans	-	-	-	-	-	-	-	-	-
Fenugreek	-	-	-	-	-	-	*	*	-
Gibto	-	-	-	-	-	-	-	-	-
Oilseeds	-	-	-	-	-	-	3654	36	*
Neug	-	-	-	-	-	-	-	-	-
Linseed	-	-	-	-	-	-	*	*	*
Groundnuts	-	-	-	-	-	-	*	*	*
Safflower	-	-	-	-	-	-	-	-	-
Sesame	-	-	-	-	-	-	-	-	-
Rapeseed	-	-	-	-	-	-	*	*	*
Vegetables	*	*	*	*	*	*	268791	3476	*
Lettuce	-	-	-	-	-	-	-	-	-
Head cabbage	-	-	-	-	-	-	*	*	-
Ethiopian cabbage	*	*	*	*	*	*	255777	2947	*
Tomatoes	-	-	-	-	-	-	-	-	-
Green peppers	-	-	-	-	-	-	19791	61	-
Red peppers	*	*	*	*	*	*	14580	*	-
Swiss chard	-	-	-	-	-	-	-	-	-
Root crops	*	*	*	3694	*	496	184649	5311	*
Beetroot	-	-	-	-	-	-	*	*	-
Carrot	-	-	-	-	-	-	-	-	-
Onion	-	-	-	-	-	-	32641	255	-
Potatoes	*	*	*	*	*	*	23707	691	*
Garlic	-	-	-	-	-	-	*	*	-
Taro 'Godere'	-	-	-	-	-	-	20440	193	-
Sweet potatoes	-	-	-	*	*	*	123979	4124	-
Other Temporary	-	-	-	*	*	*	77793	879	*
Permanent crops	-	-	-	-	-	-	503572	84676	-
Avocado	-	-	-	-	-	-	67789	733	-
Bananas	-	-	-	-	-	-	104697	1412	-
Guava	-	-	-	-	-	-	4877	32	-
Lemons	-	-	-	-	-	-	*	*	-
Mangoes	-	-	-	-	-	-	*	*	-
Oranges	-	-	-	-	-	-	8628	*	-
Papayas	-	-	-	-	-	-	2814	*	-
Pineapples	-	-	-	-	-	-	*	*	-
Chat	-	-	-	-	-	-	207423	10984	-
Coffee	-	-	-	-	-	-	261435	18594	-
Hops / 'Geshe'	-	-	-	-	-	-	11917	104	-
Enset	-	-	-	-	-	-	492770	48653	-
Sugar cane	-	-	-	-	-	-	111573	3448	-
Other permanent	-	-	-	-	-	-	8545	*	-

Sidama zone

(Table 1.7.4 Contd.)

Crop type	Improved seed			Pesticide		Irrigation		Extension package	
	Holder	Hectare	Quintal	Holder	Hectare	Holder	Hectare	Holder	Hectare
All	93998	16483	11470	12963	905	5645	575	26896	*
Cereals	79881	14071	10801	2228	*	1917	*	19271	*
Teff	*	*	*	*	*	*	*	*	*
Barley	-	-	-	-	-	-	-	*	*
Wheat	23276	3103	5035	*	*	-	-	*	*
Maize	57985	10554	5581	*	*	1917	*	16487	*
Sorghum	*	*	*	-	-	-	-	*	*
Finger millet	-	-	-	-	-	-	-	-	-
Oats / 'Aja'	-	-	-	-	-	-	-	-	-
Rice	-	-	-	-	-	-	-	-	-
Pulses	*	*	*	*	*	*	*	5857	*
Horse / Faba beans	*	*	-	-	-	-	-	-	-
Field Peas	*	*	-	-	-	-	-	-	-
Haricot beans	*	*	*	*	*	*	*	5857	*
Chick peas	-	-	-	-	-	-	-	-	-
Lentils	-	-	-	-	-	-	-	-	-
Vetch / Grass peas	-	-	-	-	-	-	-	-	-
Soya beans	*	*	*	-	-	-	-	-	-
Fenugreek	-	-	-	-	-	-	-	-	-
Gibto	-	-	-	-	-	-	-	-	-
Oilseeds	-	-	-	-	-	-	-	-	-
Neug	-	-	-	-	-	-	-	-	-
Linseed	-	-	-	-	-	-	-	-	-
Groundnuts	-	-	-	-	-	-	-	-	-
Safflower	-	-	-	-	-	-	-	-	-
Sesame	-	-	-	-	-	-	-	-	-
Rapeseed	-	-	-	-	-	-	-	-	-
Vegetables	*	*	-	-	-	*	*	-	-
Lettuce	-	-	-	-	-	-	-	-	-
Head cabbage	-	-	-	-	-	-	-	-	-
Ethiopian cabbage	-	-	-	-	-	*	*	-	-
Tomatoes	-	-	-	-	-	-	-	-	-
Green peppers	-	-	-	-	-	-	-	-	-
Red peppers	-	-	-	-	-	-	-	-	-
Swiss chard	*	*	-	-	-	-	-	-	-
Root crops	*	*	-	-	-	*	*	*	*
Beetroot	*	*	-	-	-	-	-	-	-
Carrot	-	-	-	-	-	-	-	-	-
Onion	-	-	-	-	-	-	-	-	-
Potatoes	-	-	-	-	-	*	*	-	-
Garlic	-	-	-	-	-	-	-	-	-
Taro 'Godere'	-	-	-	-	-	*	*	-	-
Sweet potatoes	*	*	-	-	-	*	*	*	*
Other Temporary	-	-	-	-	-	-	-	-	-
Permanent crops	-	-	-	7454	342	5192	346	10296	420
Avocado	-	-	-	*	*	-	-	-	-
Bananas	-	-	-	-	-	-	-	-	-
Guava	-	-	-	-	-	-	-	-	-
Lemons	-	-	-	-	-	-	-	-	-
Mangoes	-	-	-	-	-	-	-	-	-
Oranges	-	-	-	-	-	-	-	-	-
Papayas	-	-	-	-	-	-	-	-	-
Pineapples	-	-	-	-	-	-	-	-	-
Chat	-	-	-	-	-	-	-	-	-
Coffee	13537	*	-	3961	*	*	*	-	-
Hops / 'Geshe'	-	-	-	-	-	*	*	-	-
Enset	-	-	-	*	*	*	*	-	-
Sugar cane	-	-	-	-	-	1771	*	-	-
Other permanent	-	-	-	-	-	-	-	-	-

Gedio zone Table 1.7.5 Number of Holders, Inputs Applied Area and Quantity of Inputs used

Crop type	All Crop area	All Fertilizer		Natural		DAP		
		Hectare	Quintal	Holder	Hectare	Holder	Hectare	Quintal
All	40960	13861	*	87022	12889	*	*	*
Cereals	8991	2857	*	38759	2027	*	*	*
Teff	59	*	-	*	*	-	-	-
Barley	2378	*	-	*	*	-	-	-
Wheat	*	*	-	*	*	-	-	-
Maize	6235	1720	*	33954	890	*	*	*
Sorghum	*	*	-	*	*	-	-	-
Finger millet	-	-	-	-	-	-	-	-
Oats / 'Aja'	-	-	-	-	-	-	-	-
Rice	-	-	-	-	-	-	-	-
Pulses	2212	561	-	13531	561	-	-	-
Horse / Faba beans	1221	287	-	7017	287	-	-	-
Field Peas	811	*	-	1933	*	-	-	-
Haricot beans	168	*	-	6336	*	-	-	-
Chick peas	*	-	-	-	-	-	-	-
Lentils	*	-	-	-	-	-	-	-
Vetch / Grass peas	-	-	-	-	-	-	-	-
Soya beans	-	-	-	-	-	-	-	-
Fenugreek	-	-	-	-	-	-	-	-
Gibto	-	-	-	-	-	-	-	-
Oilseeds	*	*	-	*	*	-	-	-
Neug	-	-	-	-	-	-	-	-
Linseed	*	*	-	*	*	-	-	-
Groundnuts	-	-	-	-	-	-	-	-
Safflower	*	-	-	-	-	-	-	-
Sesame	-	-	-	-	-	-	-	-
Rapeseed	-	-	-	-	-	-	-	-
Vegetables	999	636	*	51663	624	*	*	*
Lettuce	*	*	-	*	*	-	-	-
Head cabbage	*	*	-	*	*	-	-	-
Ethiopian cabbage	969	626	*	51114	614	*	*	*
Tomatoes	*	*	-	*	*	-	-	-
Green peppers	20	*	-	3410	*	-	-	-
Red peppers	*	*	-	*	*	-	-	-
Swiss chard	*	-	-	-	-	-	-	-
Root crops	662	297	*	24872	279	*	*	*
Beetroot	*	*	-	*	*	-	-	-
Carrot	*	*	-	*	*	-	-	-
Onion	*	*	-	4412	*	-	-	-
Potatoes	*	*	-	*	*	-	-	-
Garlic	*	*	-	1895	*	-	-	-
Taro 'Godere'	263	127	-	13988	127	-	-	-
Sweet potatoes	302	99	*	6609	81	*	*	*
Other Temporary	123	53	*	9038	50	*	*	*
Permanent crops	27966	9450	-	78730	9341	-	-	-
Avocado	285	164	-	14467	162	-	-	-
Bananas	497	181	-	10518	181	-	-	-
Guava	*	*	-	*	*	-	-	-
Lemons	*	*	-	*	*	-	-	-
Mangoes	*	*	-	*	*	-	-	-
Oranges	*	*	-	628	*	-	-	-
Papayas	*	*	-	*	*	-	-	-
Pineapples	*	*	-	*	*	-	-	-
Chat	179	*	-	*	*	-	-	-
Coffee	13569	4004	-	48929	3952	-	-	-
Hops / 'Geshe'	98	41	-	2513	41	-	-	-
Enset	12638	4631	-	74228	4585	-	-	-
Sugar cane	620	*	-	8386	*	-	-	-
Other permanent	35	27	-	3061	27	-	-	-

Gedio zone

(Table 1.7.5 contd.)

Crop type	UREA			UREA + DAP			Indigenous seed		
	Holder	Hectare	Quintal	Holder	Hectare	Quintal	Holder	Hectare	Quintal
All	672	*	*	1093	*	*	140628	39746	8230
Cereals	*	*	*	*	*	*	86320	8154	6291
Teff	-	-	-	-	-	-	*	59	39
Barley	-	-	-	-	-	-	19353	2353	2198
Wheat	-	-	-	-	-	-	2432	*	*
Maize	*	*	*	*	*	*	77797	5422	3257
Sorghum	-	-	-	-	-	-	1528	*	*
Finger millet	-	-	-	-	-	-	-	-	-
Oats / 'Aja'	-	-	-	-	-	-	-	-	-
Rice	-	-	-	-	-	-	-	-	-
Pulses	-	-	-	-	-	-	35538	2212	1917
Horse / Faba beans	-	-	-	-	-	-	20055	1220	1005
Field Peas	-	-	-	-	-	-	8737	811	801
Haricot beans	-	-	-	-	-	-	15401	168	111
Chick peas	-	-	-	-	-	-	*	*	-
Lentils	-	-	-	-	-	-	*	*	-
Vetch / Grass peas	-	-	-	-	-	-	-	-	-
Soya beans	-	-	-	-	-	-	-	-	-
Fenugreek	-	-	-	-	-	-	-	-	-
Gibto	-	-	-	-	-	-	-	-	-
Oilseeds	-	-	-	-	-	-	1368	*	*
Neug	-	-	-	-	-	-	-	-	-
Linseed	-	-	-	-	-	-	*	*	*
Groundnuts	-	-	-	-	-	-	*	-	-
Safflower	-	-	-	-	-	-	*	*	*
Sesame	-	-	-	-	-	-	-	-	-
Rapeseed	-	-	-	-	-	-	-	-	-
Vegetables	*	*	*	*	*	*	84687	998	*
Lettuce	-	-	-	-	-	-	*	*	-
Head cabbage	-	-	-	-	-	-	*	*	-
Ethiopian cabbage	*	*	*	*	*	*	83687	969	*
Tomatoes	-	-	-	-	-	-	*	*	-
Green peppers	-	-	-	-	-	-	6791	20	-
Red peppers	-	-	-	-	-	-	*	*	-
Swiss chard	-	-	-	-	-	-	*	*	-
Root crops	*	*	*	*	*	*	50669	661	*
Beetroot	-	-	-	-	-	-	*	*	-
Carrot	-	-	-	-	-	-	*	*	-
Onion	-	-	-	-	-	-	5775	*	-
Potatoes	-	-	-	-	-	-	3280	*	-
Garlic	-	-	-	-	-	-	2514	*	-
Taro 'Godere'	-	-	-	-	-	-	26735	263	-
Sweet potatoes	*	*	*	*	*	*	21750	302	*
Other Temporary	-	-	-	*	*	*	17545	122	-
Permanent crops	-	-	-	-	-	-	139541	27592	-
Avocado	-	-	-	-	-	-	28914	284	-
Bananas	-	-	-	-	-	-	23285	497	-
Guava	-	-	-	-	-	-	785	*	-
Lemons	-	-	-	-	-	-	*	*	-
Mangoes	-	-	-	-	-	-	*	*	-
Oranges	-	-	-	-	-	-	1083	*	-
Papayas	-	-	-	-	-	-	*	*	-
Pineapples	-	-	-	-	-	-	*	*	-
Chat	-	-	-	-	-	-	4930	179	-
Coffee	-	-	-	-	-	-	113034	13196	-
Hops / 'Gesho'	-	-	-	-	-	-	7677	98	-
Enset	-	-	-	-	-	-	133281	12638	-
Sugar cane	-	-	-	-	-	-	21930	620	-
Other permanent	-	-	-	-	-	-	5941	35	-

Gedio zone

(Table 1.7.5 Contd.)

Crop type	Improved seed			Pesticide		Irrigation		Extension package	
	Holder	Hectare	Quintal	Holder	Hectare	Holder	Hectare	Holder	Hectare
All	10752	1214	*	*	*	1109	*	5754	*
Cereals	*	*	*	*	*	*	*	*	*
Teff	-	-	-	-	-	-	-	-	-
Barley	*	*	*	-	-	-	-	*	*
Wheat	-	-	-	-	-	-	-	-	-
Maize	*	*	*	*	*	*	*	*	*
Sorghum	-	-	-	-	-	-	-	-	-
Finger millet	-	-	-	-	-	-	-	-	-
Oats / 'Aja'	-	-	-	-	-	-	-	-	-
Rice	-	-	-	-	-	-	-	-	-
Pulses	*	*	*	-	-	-	-	*	*
Horse / Faba beans	*	*	*	-	-	-	-	-	-
Field Peas	-	-	-	-	-	-	-	-	-
Haricot beans	-	-	-	-	-	-	-	*	*
Chick peas	-	-	-	-	-	-	-	-	-
Lentils	-	-	-	-	-	-	-	-	-
Vetch / Grass peas	-	-	-	-	-	-	-	-	-
Soya beans	-	-	-	-	-	-	-	-	-
Fenugreek	-	-	-	-	-	-	-	-	-
Gibto	-	-	-	-	-	-	-	-	-
Oilseeds	-	-	-	-	-	-	-	*	*
Neug	-	-	-	-	-	-	-	-	-
Linseed	-	-	-	-	-	-	-	*	*
Groundnuts	-	-	-	-	-	-	-	-	-
Safflower	-	-	-	-	-	-	-	-	-
Sesame	-	-	-	-	-	-	-	-	-
Rapeseed	-	-	-	-	-	-	-	-	-
Vegetables	*	*	-	*	*	*	*	-	-
Lettuce	-	-	-	-	-	-	-	-	-
Head cabbage	*	*	-	-	-	-	-	-	-
Ethiopian cabbage	-	-	-	*	*	*	*	-	-
Tomatoes	-	-	-	-	-	-	-	-	-
Green peppers	-	-	-	-	-	-	-	-	-
Red peppers	-	-	-	-	-	-	-	-	-
Swiss chard	-	-	-	-	-	-	-	-	-
Root crops	*	*	-	-	-	*	*	*	*
Beetroot	*	*	-	-	-	-	-	-	-
Carrot	-	-	-	-	-	-	-	-	-
Onion	-	-	-	-	-	-	-	-	-
Potatoes	-	-	-	-	-	-	-	-	-
Garlic	-	-	-	-	-	-	-	-	-
Taro 'Godere'	-	-	-	-	-	*	*	-	-
Sweet potatoes	-	-	-	-	-	*	*	*	*
Other Temporary	*	*	*	-	-	-	-	*	*
Permanent crops	-	-	-	*	*	944	*	2824	105
Avocado	-	-	-	-	-	*	*	-	-
Bananas	-	-	-	-	-	-	-	-	-
Guava	-	-	-	-	-	-	-	-	-
Lemons	-	-	-	-	-	-	-	-	-
Mangoes	-	-	-	-	-	-	-	-	-
Oranges	-	-	-	-	-	-	-	-	-
Papayas	-	-	-	-	-	-	-	-	-
Pineapples	-	-	-	-	-	-	-	-	-
Chat	-	-	-	-	-	-	-	-	-
Coffee	6851	373	-	*	*	*	*	-	-
Hops / 'Geshe'	-	-	-	-	-	-	-	-	-
Enset	-	-	-	*	*	944	*	-	-
Sugar cane	-	-	-	-	-	*	*	-	-
Other permanent	-	-	-	-	-	*	*	-	-

Wolayita zone Table 1.7.6 Number of Holders, Inputs Applied Area and Quantity of Inputs used

Crop type	All Crop area	All Fertilizer		Natural		DAP		
		Hectare	Quintal	Holder	Hectare	Holder	Hectare	Quintal
All	104969	78132	33025	240865	47588	97845	22574	26603
Cereals	47624	34314	29481	95988	6951	88413	19993	23962
Teff	18060	16484	*	8646	1077	59692	11373	*
Barley	926	607	*	9501	273	3327	*	*
Wheat	4259	3869	2969	12525	620	15685	1432	1427
Maize	20811	12160	6812	59401	3879	32318	6893	5208
Sorghum	3563	1188	*	26278	1096	*	*	*
Finger millet	-	-	-	-	-	-	-	-
Oats / 'Aja'	*	*	-	*	*	-	-	-
Rice	-	-	-	-	-	-	-	-
Pulses	9893	5743	1349	82889	3615	25644	1888	1143
Horse / Faba beans	1051	892	*	25850	821	1968	65	62
Field Peas	1315	965	149	21383	746	2339	210	127
Haricot beans	6976	3633	1107	53966	1836	22489	1572	931
Chick peas	*	*	*	3347	*	*	*	*
Lentils	*	*	-	*	*	-	-	-
Vetch / Grass peas	*	*	-	*	*	-	-	-
Soya beans	-	-	-	-	-	-	-	-
Fenugreek	-	-	-	-	-	-	-	-
Gibto	-	-	-	-	-	-	-	-
Oilseeds	*	*	*	1095	*	*	*	*
Neug	-	-	-	-	-	-	-	-
Linseed	*	*	-	*	*	-	-	-
Groundnuts	*	*	*	-	-	*	*	*
Safflower	*	*	*	*	*	*	*	*
Sesame	-	-	-	-	-	-	-	-
Rapeseed	-	-	-	-	-	-	-	-
Vegetables	800	663	*	81852	607	*	*	*
Lettuce	*	*	-	*	*	-	-	-
Head cabbage	*	*	-	*	*	-	-	-
Ethiopian cabbage	510	458	-	75898	458	-	-	-
Tomatoes	*	*	-	*	*	-	-	-
Green peppers	71	55	*	8721	41	*	*	*
Red peppers	*	*	*	4875	*	*	*	*
Swiss chard	*	*	-	*	*	-	-	-
Root crops	22164	17732	522	210384	17094	10790	413	330
Beetroot	*	*	-	*	*	-	-	-
Carrot	*	*	-	*	*	-	-	-
Onion	17	16	-	4201	16	-	-	-
Potatoes	1625	1466	233	60655	1033	4742	262	*
Garlic	*	*	*	*	*	*	*	*
Taro 'Godere'	2823	2569	95	119391	2533	*	*	*
Sweet potatoes	17628	13621	193	195581	13452	4366	123	106
Other Temporary	5694	2358	*	83512	2328	*	*	*
Permanent crops	18767	17298	-	225833	16973	-	-	-
Avocado	608	491	-	87291	484	-	-	-
Bananas	1148	924	-	81153	884	-	-	-
Guava	30	14	-	5894	11	-	-	-
Lemons	*	*	-	3437	*	-	-	-
Mangoes	*	*	-	28912	*	-	-	-
Oranges	75	72	-	18343	68	-	-	-
Papayas	108	97	-	27978	97	-	-	-
Pineapples	*	*	-	*	*	-	-	-
Chat	*	*	-	*	*	-	-	-
Coffee	5680	5179	-	166033	4986	-	-	-
Hops / 'Geshe'	*	32	-	7385	29	-	-	-
Enset	9665	9369	-	210120	9361	-	-	-
Sugar cane	919	746	-	70282	719	-	-	-
Other permanent	46	37	-	12425	37	-	-	-

Wolayita zone

(Table 1.7.6 contd.)

Crop type	UREA			UREA + DAP			Indigenous seed		
	Holder	Hectare	Quintal	Holder	Hectare	Quintal	Holder	Hectare	Quintal
All	8340	705	705	36889	7265	5716	259091	97959	23704
Cereals	5980	584	*	34402	6786	4916	191657	40734	19160
Teff	3437	311	180	21530	3723	2113	93645	16599	8693
Barley	1108	*	*	*	*	*	18399	926	1231
Wheat	1421	*	*	11353	1759	1372	32890	3126	4300
Maize	*	*	*	5425	*	*	91170	16527	4408
Sorghum	*	*	*	-	-	-	58298	3551	517
Finger millet	-	-	-	-	-	-	-	-	-
Oats / 'Aja'	-	-	-	-	-	-	*	*	*
Rice	-	-	-	-	-	-	-	-	-
Pulses	*	*	*	3434	206	177	129037	9865	4533
Horse / Faba beans	-	-	-	*	*	*	31644	1043	776
Field Peas	-	-	-	*	*	*	30496	1315	789
Haricot beans	*	*	*	2875	191	147	93658	6957	2873
Chick peas	-	-	-	-	-	-	*	*	*
Lentils	-	-	-	-	-	-	*	*	*
Vetch / Grass peas	-	-	-	-	-	-	*	*	-
Soya beans	-	-	-	-	-	-	-	-	-
Fenugreek	-	-	-	-	-	-	-	-	-
Gibto	-	-	-	-	-	-	-	-	-
Oilseeds	-	-	-	-	-	-	1942	*	*
Neug	-	-	-	-	-	-	-	-	-
Linseed	-	-	-	-	-	-	*	*	*
Groundnuts	-	-	-	-	-	-	*	*	*
Safflower	-	-	-	-	-	-	*	*	*
Sesame	-	-	-	-	-	-	-	-	-
Rapeseed	-	-	-	-	-	-	-	-	-
Vegetables	-	-	-	-	-	-	87307	800	-
Lettuce	-	-	-	-	-	-	*	*	-
Head cabbage	-	-	-	-	-	-	*	*	-
Ethiopian cabbage	-	-	-	-	-	-	79868	510	-
Tomatoes	-	-	-	-	-	-	*	*	-
Green peppers	-	-	-	-	-	-	9003	71	-
Red peppers	-	-	-	-	-	-	7194	*	-
Swiss chard	-	-	-	-	-	-	*	*	-
Root crops	1968	58	46	*	*	*	233429	22163	*
Beetroot	-	-	-	-	-	-	*	*	-
Carrot	-	-	-	-	-	-	*	*	-
Onion	-	-	-	-	-	-	4204	17	-
Potatoes	*	*	*	*	*	*	71766	1625	-
Garlic	-	-	-	-	-	-	*	*	-
Taro 'Godere'	*	*	*	*	*	*	127380	2823	*
Sweet potatoes	*	*	*	*	*	*	220078	17628	-
Other Temporary	*	*	*	*	*	*	102548	5682	-
Permanent crops	-	-	-	-	-	-	237425	18687	-
Avocado	-	-	-	-	-	-	98946	598	-
Bananas	-	-	-	-	-	-	98338	1145	-
Guava	-	-	-	-	-	-	8686	30	-
Lemons	-	-	-	-	-	-	4860	*	-
Mangoes	-	-	-	-	-	-	32189	*	-
Oranges	-	-	-	-	-	-	20057	75	-
Papayas	-	-	-	-	-	-	30358	108	-
Pineapples	-	-	-	-	-	-	*	*	-
Chat	-	-	-	-	-	-	*	*	-
Coffee	-	-	-	-	-	-	175816	5621	-
Hops / 'Geshe'	-	-	-	-	-	-	10427	*	-
Enset	-	-	-	-	-	-	218812	9660	-
Sugar cane	-	-	-	-	-	-	80682	919	-
Other permanent	-	-	-	-	-	-	16686	46	-

Wolayita zone

(Table 1.7.6 Contd.)

Crop type	Improved seed			Pesticide		Irrigation		Extension package	
	Holder	Hectare	Quintal	Holder	Hectare	Holder	Hectare	Holder	Hectare
All	31512	7004	2820	2367	*	3297	*	12841	*
Cereals	27572	6890	2806	*	*	*	*	10293	*
Teff	*	*	*	*	*	-	-	*	185
Barley	-	-	-	*	*	-	-	-	-
Wheat	*	*	*	*	*	-	-	*	*
Maize	15008	*	755	*	*	*	*	5257	*
Sorghum	*	*	-	-	-	*	*	*	*
Finger millet	-	-	-	-	-	-	-	-	-
Oats / 'Aja'	-	-	-	-	-	-	-	-	-
Rice	-	-	-	-	-	-	-	-	-
Pulses	*	*	*	-	-	-	-	*	*
Horse / Faba beans	*	*	*	-	-	-	-	-	-
Field Peas	-	-	-	-	-	-	-	*	*
Haricot beans	*	*	-	-	-	-	-	*	*
Chick peas	-	-	-	-	-	-	-	-	-
Lentils	-	-	-	-	-	-	-	-	-
Vetch / Grass peas	-	-	-	-	-	-	-	-	-
Soya beans	-	-	-	-	-	-	-	-	-
Fenugreek	-	-	-	-	-	-	-	-	-
Gibto	-	-	-	-	-	-	-	-	-
Oilseeds	-	-	-	-	-	-	-	-	-
Neug	-	-	-	-	-	-	-	-	-
Linseed	-	-	-	-	-	-	-	-	-
Groundnuts	-	-	-	-	-	-	-	-	-
Safflower	-	-	-	-	-	-	-	-	-
Sesame	-	-	-	-	-	-	-	-	-
Rapeseed	-	-	-	-	-	-	-	-	-
Vegetables	-	-	-	-	-	*	*	-	-
Lettuce	-	-	-	-	-	-	-	-	-
Head cabbage	-	-	-	-	-	-	-	-	-
Ethiopian cabbage	-	-	-	-	-	*	*	-	-
Tomatoes	-	-	-	-	-	-	-	-	-
Green peppers	-	-	-	-	-	-	-	-	-
Red peppers	-	-	-	-	-	-	-	-	-
Swiss chard	-	-	-	-	-	-	-	-	-
Root crops	*	*	-	*	*	*	*	2430	*
Beetroot	-	-	-	-	-	-	-	-	-
Carrot	*	*	-	-	-	-	-	-	-
Onion	*	*	-	-	-	-	-	*	*
Potatoes	-	-	-	*	*	-	-	-	-
Garlic	*	*	-	-	-	-	-	-	-
Taro 'Godere'	-	-	-	*	*	*	*	-	-
Sweet potatoes	-	-	-	*	*	*	*	2156	*
Other Temporary	*	*	-	*	*	*	*	-	-
Permanent crops	-	-	-	*	*	2179	*	2235	*
Avocado	-	-	-	-	-	*	*	-	-
Bananas	-	-	-	-	-	*	*	-	-
Guava	-	-	-	-	-	-	-	-	-
Lemons	-	-	-	-	-	-	-	-	-
Mangoes	-	-	-	-	-	-	-	-	-
Oranges	-	-	-	-	-	-	-	-	-
Papayas	-	-	-	-	-	*	*	-	-
Pineapples	-	-	-	-	-	-	-	-	-
Chat	-	-	-	-	-	-	-	-	-
Coffee	1679	55	-	-	-	*	*	-	-
Hops / 'Gesho'	-	-	-	-	-	-	-	-	-
Enset	-	-	-	*	*	1041	*	-	-
Sugar cane	-	-	-	-	-	*	*	-	-
Other permanent	-	-	-	-	-	-	-	-	-

South Omo zone Table 1.7.7 Number of Holders, Inputs Applied Area and Quantity of Inputs used

Crop type	All Crop area	All Fertilizer		Natural		DAP		
		Hectare	Quintal	Holder	Hectare	Holder	Hectare	Quintal
All	39098	2055	-	14052	2055	-	-	-
Cereals	25500	*	-	2553	*	-	-	-
Teff	2848	-	-	-	-	-	-	-
Barley	2111	*	-	*	*	-	-	-
Wheat	*	-	-	-	-	-	-	-
Maize	8591	*	-	1364	*	-	-	-
Sorghum	10661	98	-	1110	98	-	-	-
Finger millet	182	-	-	-	-	-	-	-
Oats / 'Aja'	*	-	-	-	-	-	-	-
Rice	-	-	-	-	-	-	-	-
Pulses	3273	*	-	1295	*	-	-	-
Horse / Faba beans	1111	*	-	*	*	-	-	-
Field Peas	*	-	-	-	-	-	-	-
Haricot beans	1558	*	-	1120	*	-	-	-
Chick peas	-	-	-	-	-	-	-	-
Lentils	*	-	-	-	-	-	-	-
Vetch / Grass peas	-	-	-	-	-	-	-	-
Soya beans	*	-	-	-	-	-	-	-
Fenugreek	*	-	-	-	-	-	-	-
Gibto	-	-	-	-	-	-	-	-
Oilseeds	406	-	-	-	-	-	-	-
Neug	-	-	-	-	-	-	-	-
Linseed	21	-	-	-	-	-	-	-
Groundnuts	35	-	-	-	-	-	-	-
Safflower	189	-	-	-	-	-	-	-
Sesame	*	-	-	-	-	-	-	-
Rapeseed	-	-	-	-	-	-	-	-
Vegetables	173	43	-	3695	43	-	-	-
Lettuce	*	*	-	*	*	-	-	-
Head cabbage	-	-	-	-	-	-	-	-
Ethiopian cabbage	161	42	-	3643	42	-	-	-
Tomatoes	*	-	-	-	-	-	-	-
Green peppers	10	*	-	*	*	-	-	-
Red peppers	*	-	-	-	-	-	-	-
Swiss chard	-	-	-	-	-	-	-	-
Root crops	1751	82	-	3557	82	-	-	-
Beetroot	-	-	-	-	-	-	-	-
Carrot	-	-	-	-	-	-	-	-
Onion	*	*	-	*	*	-	-	-
Potatoes	302	*	-	619	*	-	-	-
Garlic	*	*	-	*	*	-	-	-
Taro 'Godere'	1042	43	-	2306	43	-	-	-
Sweet potatoes	252	*	-	358	*	-	-	-
Other Temporary	864	47	-	3544	47	-	-	-
Permanent crops	7131	1170	-	-	1170	-	-	-
Avocado	*	*	-	-	*	-	-	-
Bananas	400	15	-	1127	15	-	-	-
Guava	-	-	-	-	-	-	-	-
Lemons	*	-	-	-	-	-	-	-
Mangoes	31	*	-	*	*	-	-	-
Oranges	*	-	-	-	-	-	-	-
Papayas	29	*	-	*	*	-	-	-
Pineapples	*	-	-	-	-	-	-	-
Chat	*	-	-	-	-	-	-	-
Coffee	2755	215	-	4150	215	-	-	-
Hops / 'Geshe'	16	-	-	-	-	-	-	-
Enset	3676	915	-	10025	915	-	-	-
Sugar cane	189	*	-	633	*	-	-	-
Other permanent	20	*	-	*	*	-	-	-

South Omo zone

(Table 1.7.7 contd.)

Crop type	UREA			UREA + DAP			Indigenous seed		
	Holder	Hectare	Quintal	Holder	Hectare	Quintal	Holder	Hectare	Quintal
All	-	-	-	-	-	-	73713	38897	9512
Cereals	-	-	-	-	-	-	63597	25319	8431
Teff	-	-	-	-	-	-	9676	2848	*
Barley	-	-	-	-	-	-	9639	2111	909
Wheat	-	-	-	-	-	-	5358	*	*
Maize	-	-	-	-	-	-	37355	8569	2480
Sorghum	-	-	-	-	-	-	31870	10503	*
Finger millet	-	-	-	-	-	-	1379	182	33
Oats / 'Aja'	-	-	-	-	-	-	*	*	-
Rice	-	-	-	-	-	-	-	-	-
Pulses	-	-	-	-	-	-	36661	3256	1008
Horse / Faba beans	-	-	-	-	-	-	11869	1111	405
Field Peas	-	-	-	-	-	-	5242	*	159
Haricot beans	-	-	-	-	-	-	24966	1541	441
Chick peas	-	-	-	-	-	-	*	*	*
Lentils	-	-	-	-	-	-	*	*	*
Vetch / Grass peas	-	-	-	-	-	-	*	*	*
Soya beans	-	-	-	-	-	-	*	*	*
Fenugreek	-	-	-	-	-	-	*	*	*
Gibto	-	-	-	-	-	-	-	-	-
Oilseeds	-	-	-	-	-	-	7814	406	70
Neug	-	-	-	-	-	-	-	-	-
Linseed	-	-	-	-	-	-	901	21	*
Groundnuts	-	-	-	-	-	-	699	35	*
Safflower	-	-	-	-	-	-	5297	189	22
Sesame	-	-	-	-	-	-	1017	*	*
Rapeseed	-	-	-	-	-	-	-	-	-
Vegetables	-	-	-	-	-	-	16135	173	*
Lettuce	-	-	-	-	-	-	*	*	*
Head cabbage	-	-	-	-	-	-	-	-	-
Ethiopian cabbage	-	-	-	-	-	-	14787	161	*
Tomatoes	-	-	-	-	-	-	*	*	*
Green peppers	-	-	-	-	-	-	1404	10	-
Red peppers	-	-	-	-	-	-	*	*	*
Swiss chard	-	-	-	-	-	-	-	-	-
Root crops	-	-	-	-	-	-	32719	1748	*
Beetroot	-	-	-	-	-	-	-	-	-
Carrot	-	-	-	-	-	-	-	-	-
Onion	-	-	-	-	-	-	4608	*	*
Potatoes	-	-	-	-	-	-	9608	301	-
Garlic	-	-	-	-	-	-	*	*	*
Taro 'Godere'	-	-	-	-	-	-	22463	1042	-
Sweet potatoes	-	-	-	-	-	-	8240	250	-
Other Temporary	-	-	-	-	-	-	20175	864	*
Permanent crops	-	-	-	-	-	-	53489	7131	-
Avocado	-	-	-	-	-	-	*	*	*
Bananas	-	-	-	-	-	-	17116	400	-
Guava	-	-	-	-	-	-	-	-	-
Lemons	-	-	-	-	-	-	*	*	*
Mangoes	-	-	-	-	-	-	4105	31	-
Oranges	-	-	-	-	-	-	*	*	*
Papayas	-	-	-	-	-	-	4787	29	-
Pineapples	-	-	-	-	-	-	*	*	*
Chat	-	-	-	-	-	-	1115	*	*
Coffee	-	-	-	-	-	-	33125	2755	-
Hops / 'Geshe'	-	-	-	-	-	-	1349	16	-
Enset	-	-	-	-	-	-	43581	3676	-
Sugar cane	-	-	-	-	-	-	6817	189	-
Other permanent	-	-	-	-	-	-	3064	20	-

South Omo zone

(Table 1.7.7 Contd.)

Crop type	Improved seed			Pesticide		Irrigation		Extension package	
	Holder	Hectare	Quintal	Holder	Hectare	Holder	Hectare	Holder	Hectare
All	846	*	*	-	-	*	*	1723	308
Cereals	510	*	*	-	-	*	*	990	*
Teff	-	-	-	-	-	-	-	-	-
Barley	-	-	-	-	-	-	-	-	-
Wheat	-	-	-	-	-	-	-	-	-
Maize	*	*	*	-	-	*	*	*	*
Sorghum	*	*	*	-	-	*	*	*	*
Finger millet	-	-	-	-	-	-	-	-	-
Oats / 'Aja'	-	-	-	-	-	-	-	-	-
Rice	-	-	-	-	-	-	-	-	-
Pulses	*	*	*	-	-	-	-	*	*
Horse / Faba beans	*	*	*	-	-	-	-	-	-
Field Peas	-	-	-	-	-	-	-	-	-
Haricot beans	*	*	-	-	-	-	-	*	*
Chick peas	-	-	-	-	-	-	-	-	-
Lentils	-	-	-	-	-	-	-	-	-
Vetch / Grass peas	-	-	-	-	-	-	-	-	-
Soya beans	-	-	-	-	-	-	-	-	-
Fenugreek	-	-	-	-	-	-	-	-	-
Gibto	-	-	-	-	-	-	-	-	-
Oilseeds	-	-	-	-	-	-	-	-	-
Neug	-	-	-	-	-	-	-	-	-
Linseed	-	-	-	-	-	-	-	-	-
Groundnuts	-	-	-	-	-	-	-	-	-
Safflower	-	-	-	-	-	-	-	-	-
Sesame	-	-	-	-	-	-	-	-	-
Rapeseed	-	-	-	-	-	-	-	-	-
Vegetables	-	-	-	-	-	*	*	-	-
Lettuce	-	-	-	-	-	-	-	-	-
Head cabbage	-	-	-	-	-	-	-	-	-
Ethiopian cabbage	-	-	-	-	-	-	-	-	-
Tomatoes	-	-	-	-	-	-	-	-	-
Green peppers	-	-	-	-	-	*	*	-	-
Red peppers	-	-	-	-	-	-	-	-	-
Swiss chard	-	-	-	-	-	-	-	-	-
Root crops	-	-	-	-	-	-	-	485	11
Beetroot	-	-	-	-	-	-	-	-	-
Carrot	-	-	-	-	-	-	-	-	-
Onion	-	-	-	-	-	-	-	-	-
Potatoes	-	-	-	-	-	-	-	362	*
Garlic	-	-	-	-	-	-	-	-	-
Taro 'Godere'	-	-	-	-	-	-	-	-	-
Sweet potatoes	-	-	-	-	-	-	-	*	*
Other Temporary	-	-	-	-	-	-	-	-	-
Permanent crops	-	-	-	-	-	*	*	836	*
Avocado	-	-	-	-	-	-	-	-	-
Bananas	-	-	-	-	-	*	*	-	-
Guava	-	-	-	-	-	-	-	-	-
Lemons	-	-	-	-	-	-	-	-	-
Mangoes	-	-	-	-	-	-	-	-	-
Oranges	-	-	-	-	-	-	-	-	-
Papayas	-	-	-	-	-	*	*	-	-
Pineapples	-	-	-	-	-	-	-	-	-
Chat	-	-	-	-	-	-	-	-	-
Coffee	*	*	-	-	-	*	*	-	-
Hops / 'Geshe'	-	-	-	-	-	-	-	-	-
Enset	-	-	-	-	-	-	-	-	-
Sugar cane	-	-	-	-	-	*	*	-	-
Other permanent	-	-	-	-	-	-	-	-	-

Shaka zone Table 1.7.8 Number of Holders, Inputs Applied Area and Quantity of Inputs used

Crop type	All Crop area	All Fertilizer		Natural		DAP		
		Hectare	Quintal	Holder	Hectare	Holder	Hectare	Quintal
All	19974	1145	-	8123	1140	-	-	-
Cereals	7609	*	-	668	*	-	-	-
Teff	681	*	-	*	*	-	-	-
Barley	82	*	-	*	*	-	-	-
Wheat	*	-	-	-	-	-	-	-
Maize	1590	*	-	*	*	-	-	-
Sorghum	4920	*	-	*	*	-	-	-
Finger millet	*	-	-	-	-	-	-	-
Oats / 'Aja'	-	-	-	-	-	-	-	-
Rice	-	-	-	-	-	-	-	-
Pulses	2630	*	-	448	*	-	-	-
Horse / Faba								
beans	745	*	-	*	*	-	-	-
Field Peas	1648	*	-	*	*	-	-	-
Haricot beans	237	*	-	239	*	-	-	-
Chick peas	-	-	-	-	-	-	-	-
Lentils	-	-	-	-	-	-	-	-
Vetch / Grass								
peas	-	-	-	-	-	-	-	-
Soya beans	*	-	-	-	-	-	-	-
Fenugreek	-	-	-	-	-	-	-	-
Gibto	-	-	-	-	-	-	-	-
Oilseeds	*	-	-	-	-	-	-	-
Neug	-	-	-	-	-	-	-	-
Linseed	*	-	-	-	-	-	-	-
Groundnuts	*	-	-	-	-	-	-	-
Safflower	*	-	-	-	-	-	-	-
Sesame	*	-	-	-	-	-	-	-
Rapeseed	*	-	-	-	-	-	-	-
Vegetables	169	24	-	3039	24	-	-	-
Lettuce	-	-	-	-	-	-	-	-
Head cabbage	-	-	-	-	-	-	-	-
Ethiopian								
cabbage	62	20	-	2787	20	-	-	-
Tomatoes	*	*	-	*	*	-	-	-
Green peppers	29	*	-	*	*	-	-	-
Red peppers	76	*	-	*	*	-	-	-
Swiss chard	*	*	-	*	*	-	-	-
Root crops	569	29	-	2311	29	-	-	-
Beetroot	*	*	-	*	*	-	-	-
Carrot	*	*	-	*	*	-	-	-
Onion	*	*	-	214	*	-	-	-
Potatoes	*	*	-	*	*	-	-	-
Garlic	7	*	-	*	*	-	-	-
Taro 'Godere'	400	18	-	1749	18	-	-	-
Sweet potatoes	*	-	-	-	-	-	-	-
Other								
Temporary	301	*	-	324	*	-	-	-
Permanent crops	8662	966	-	7127	964	-	-	-
Avocado	5	*	-	*	*	-	-	-
Bananas	125	*	-	480	*	-	-	-
Guava	*	-	-	-	-	-	-	-
Lemons	1	*	-	*	*	-	-	-
Mangoes	72	*	-	243	*	-	-	-
Oranges	55	*	-	163	*	-	-	-
Papayas	31	*	-	*	*	-	-	-
Pineapples	*	*	-	*	*	-	-	-
Chat	188	*	-	*	*	-	-	-
Coffee	5186	*	-	1351	*	-	-	-
Hops / 'Geshe'	22	*	-	*	*	-	-	-
Enset	2843	836	-	6145	834	-	-	-
Sugar cane	113	9	-	1270	9	-	-	-
Other permanent	11	*	-	*	*	-	-	-

Shaka zone

(Table 1.7.8 contd.)

Crop type	UREA			UREA + DAP			Indigenous seed		
	Holder	Hectare	Quintal	Holder	Hectare	Quintal	Holder	Hectare	Quintal
All	*	*	-	*	*	-	30732	19901	4053
Cereals	-	-	-	-	-	-	24298	7592	2923
Teff	-	-	-	-	-	-	4169	674	786
Barley	-	-	-	-	-	-	1030	82	71
Wheat	-	-	-	-	-	-	*	*	*
Maize	-	-	-	-	-	-	12643	1589	588
Sorghum	-	-	-	-	-	-	16278	4911	1266
Finger millet	-	-	-	-	-	-	872	*	*
Oats / 'Aja'	-	-	-	-	-	-	-	-	-
Rice	-	-	-	-	-	-	-	-	-
Pulses	*	*	-	-	-	-	10471	2630	1123
Horse / Faba beans	-	-	-	-	-	-	4804	745	510
Field Peas	*	*	-	-	-	-	5697	1648	499
Haricot beans	-	-	-	-	-	-	4304	237	*
Chick peas	-	-	-	-	-	-	-	-	-
Lentils	-	-	-	-	-	-	-	-	-
Vetch / Grass peas	-	-	-	-	-	-	-	-	-
Soya beans	-	-	-	-	-	-	*	*	-
Fenugreek	-	-	-	-	-	-	-	-	-
Gibto	-	-	-	-	-	-	-	-	-
Oilseeds	-	-	-	-	-	-	712	*	*
Neug	-	-	-	-	-	-	-	-	-
Linseed	-	-	-	-	-	-	*	*	*
Groundnuts	-	-	-	-	-	-	*	*	*
Safflower	-	-	-	-	-	-	*	*	*
Sesame	-	-	-	-	-	-	173	*	*
Rapeseed	-	-	-	-	-	-	292	*	*
Vegetables	-	-	-	-	-	-	11328	169	-
Lettuce	-	-	-	-	-	-	-	-	-
Head cabbage	-	-	-	-	-	-	-	-	-
Ethiopian cabbage	-	-	-	-	-	-	7202	62	-
Tomatoes	-	-	-	-	-	-	*	*	-
Green peppers	-	-	-	-	-	-	2577	29	-
Red peppers	-	-	-	-	-	-	2902	76	-
Swiss chard	-	-	-	-	-	-	*	*	-
Root crops	-	-	-	-	-	-	17007	568	*
Beetroot	-	-	-	-	-	-	*	*	-
Carrot	-	-	-	-	-	-	*	*	-
Onion	-	-	-	-	-	-	2240	*	-
Potatoes	-	-	-	-	-	-	928	*	-
Garlic	-	-	-	-	-	-	2079	7	-
Taro 'Godere'	-	-	-	-	-	-	13981	399	*
Sweet potatoes	-	-	-	-	-	-	807	*	-
Other Temporary	-	-	-	-	-	-	6020	298	*
Permanent crops	-	-	-	-	-	-	28834	8611	-
Avocado	-	-	-	-	-	-	809	4	-
Bananas	-	-	-	-	-	-	7090	125	-
Guava	-	-	-	-	-	-	315	*	-
Lemons	-	-	-	-	-	-	425	1	-
Mangoes	-	-	-	-	-	-	7826	72	-
Oranges	-	-	-	-	-	-	5441	55	-
Papayas	-	-	-	-	-	-	6829	30	-
Pineapples	-	-	-	-	-	-	*	*	-
Chat	-	-	-	-	-	-	4457	188	-
Coffee	-	-	-	-	-	-	19019	5138	-
Hops / 'Geshe'	-	-	-	-	-	-	1849	22	-
Enset	-	-	-	-	-	-	22562	2843	-
Sugar cane	-	-	-	-	-	-	9282	113	-
Other permanent	-	-	-	-	-	-	2288	8	-

Shaka zone

(Table 1.7.8 Contd.)

Crop type	Improved seed			Pesticide		Irrigation		Extension package	
	Holder	Hectare	Quintal	Holder	Hectare	Holder	Hectare	Holder	Hectare
All	618	72	*	*	*	183	*	617	*
Cereals	224	*	*	*	*	*	*	*	*
Teff	*	*	*	-	-	-	-	*	*
Barley	-	-	-	-	-	-	-	*	*
Wheat	-	-	-	-	-	-	-	-	-
Maize	*	*	*	-	-	*	*	*	*
Sorghum	*	*	*	*	*	*	*	*	*
Finger millet	-	-	-	-	-	-	-	-	-
Oats / 'Aja'	-	-	-	-	-	-	-	-	-
Rice	-	-	-	-	-	-	-	-	-
Pulses	*	*	*	-	-	-	-	*	*
Horse / Faba beans	-	-	-	-	-	-	-	-	-
Field Peas	-	-	-	-	-	-	-	*	*
Haricot beans	*	*	*	-	-	-	-	-	-
Chick peas	-	-	-	-	-	-	-	-	-
Lentils	-	-	-	-	-	-	-	-	-
Vetch / Grass peas	-	-	-	-	-	-	-	-	-
Soya beans	-	-	-	-	-	-	-	-	-
Fenugreek	-	-	-	-	-	-	-	-	-
Gibto	-	-	-	-	-	-	-	-	-
Oilseeds	-	-	-	-	-	-	-	-	-
Neug	-	-	-	-	-	-	-	-	-
Linseed	-	-	-	-	-	-	-	-	-
Groundnuts	-	-	-	-	-	-	-	-	-
Safflower	-	-	-	-	-	-	-	-	-
Sesame	-	-	-	-	-	-	-	-	-
Rapeseed	-	-	-	-	-	-	-	-	-
Vegetables	-	-	-	-	-	*	*	*	*
Lettuce	-	-	-	-	-	-	-	-	-
Head cabbage	-	-	-	-	-	-	-	-	-
Ethiopian cabbage	-	-	-	-	-	*	*	-	-
Tomatoes	-	-	-	-	-	-	-	-	-
Green peppers	-	-	-	-	-	-	-	-	-
Red peppers	-	-	-	-	-	*	*	*	*
Swiss chard	-	-	-	-	-	-	-	-	-
Root crops	-	-	-	-	-	-	-	*	*
Beetroot	-	-	-	-	-	-	-	-	-
Carrot	-	-	-	-	-	-	-	-	-
Onion	-	-	-	-	-	-	-	*	*
Potatoes	-	-	-	-	-	-	-	-	-
Garlic	-	-	-	-	-	-	-	-	-
Taro 'Godere'	-	-	-	-	-	-	-	-	-
Sweet potatoes	-	-	-	-	-	-	-	-	-
Other Temporary	*	*	-	-	-	-	-	-	-
Permanent crops	-	-	-	*	*	-	-	433	*
Avocado	-	-	-	-	-	-	-	-	-
Bananas	-	-	-	-	-	-	-	-	-
Guava	-	-	-	-	-	-	-	-	-
Lemons	-	-	-	-	-	-	-	-	-
Mangoes	-	-	-	*	*	-	-	-	-
Oranges	-	-	-	-	-	-	-	-	-
Papayas	-	-	-	*	*	-	-	-	-
Pineapples	-	-	-	-	-	-	-	-	-
Chat	-	-	-	-	-	-	-	-	-
Coffee	271	48	-	*	*	-	-	-	-
Hops / 'Geshe'	-	-	-	-	-	-	-	-	-
Enset	-	-	-	*	*	-	-	-	-
Sugar cane	-	-	-	-	-	-	-	-	-
Other permanent	-	-	-	-	-	-	-	-	-

Kaffa zone

Table 1.7.9 Number of Holders, Inputs Applied Area and Quantity of Inputs used

Crop type	All Crop area	All Fertilizer		Natural		DAP		
		Hectare	Quintal	Holder	Hectare	Holder	Hectare	Quintal
All	111497	11868	*	84872	11733	*	*	*
Cereals	59969	*	*	*	*	*	*	*
Teff	20551	*	-	*	*	-	-	-
Barley	7461	*	-	*	*	-	-	-
Wheat	8539	*	-	*	*	-	-	-
Maize	12178	*	*	*	*	*	*	*
Sorghum	9650	*	-	*	*	-	-	-
Finger millet	*	*	-	*	*	-	-	-
Oats / 'Aja'	123	-	-	-	-	-	-	-
Rice	-	-	-	-	-	-	-	-
Pulses	28816	*	*	*	*	*	*	*
Horse / Faba beans	16245	*	-	*	*	-	-	-
Field Peas	8755	*	-	*	*	-	-	-
Haricot beans	3768	*	-	*	*	-	-	-
Chick peas	*	-	-	-	-	-	-	-
Lentils	*	*	-	*	*	-	-	-
Vetch / Grass peas	-	-	-	-	-	-	-	-
Soya beans	-	-	-	-	-	-	-	-
Fenugreek	*	-	-	-	-	-	-	-
Gibto	-	-	-	-	-	-	-	-
Oilseeds	121	*	*	*	*	*	*	*
Neug	*	-	-	-	-	-	-	-
Linseed	72	-	-	-	-	-	-	-
Groundnuts	-	-	-	-	-	-	-	-
Safflower	*	*	*	-	-	*	*	*
Sesame	*	-	-	-	-	-	-	-
Rapeseed	*	*	-	*	*	-	-	-
Vegetables	*	385	*	42673	326	*	*	*
Lettuce	-	-	-	-	-	-	-	-
Head cabbage	*	*	-	*	*	-	-	-
Ethiopian cabbage	484	269	*	41333	268	*	*	*
Tomatoes	-	-	-	-	-	-	-	-
Green peppers	30	*	-	4319	*	-	-	-
Red peppers	*	*	*	*	*	*	*	*
Swiss chard	*	-	-	-	-	-	-	-
Root crops	2081	344	*	27868	344	*	*	*
Beetroot	13	*	-	*	*	-	-	-
Carrot	*	*	-	*	*	-	-	-
Onion	41	*	-	*	*	-	-	-
Potatoes	*	-	-	-	-	-	-	-
Garlic	*	*	-	2058	*	-	-	-
Taro 'Godere'	1939	315	-	25034	315	-	-	-
Sweet potatoes	40	-	-	-	-	-	-	-
Other Temporary	728	64	*	5365	64	*	*	*
Permanent crops	17809	8208	*	80231	8206	*	*	*
Avocado	*	*	-	*	*	-	-	-
Bananas	548	93	-	11973	93	-	-	-
Guava	*	-	-	-	-	-	-	-
Lemons	-	-	-	-	-	-	-	-
Mangoes	1	*	-	*	*	-	-	-
Oranges	*	*	-	*	*	-	-	-
Papayas	18	*	-	*	*	-	-	-
Pineapples	-	-	-	-	-	-	-	-
Chat	79	15	-	1263	15	-	-	-
Coffee	1791	379	-	13437	377	-	-	-
Hops / 'Geshe'	74	*	-	*	*	-	-	-
Enset	14817	7599	-	77295	7599	-	-	-
Sugar cane	385	110	-	13742	110	-	-	-
Other permanent	*	*	-	*	*	-	-	-

Kaffa zone

(Table 1.7.9 contd.)

Crop type	UREA			UREA + DAP			Indigenous seed		
	Holder	Hectare	Quintal	Holder	Hectare	Quintal	Holder	Hectare	Quintal
All	*	*	-	-	-	-	144746	111202	72017
Cereals	*	*	-	-	-	-	122502	59899	48560
Teff	*	*	-	-	-	-	93429	20548	17528
Barley	-	-	-	-	-	-	44056	7461	10721
Wheat	-	-	-	-	-	-	32870	8539	11387
Maize	-	-	-	-	-	-	31243	12110	5973
Sorghum	-	-	-	-	-	-	39897	9650	2498
Finger millet	-	-	-	-	-	-	*	*	*
Oats / 'Aja'	-	-	-	-	-	-	*	123	*
Rice	-	-	-	-	-	-	-	-	-
Pulses	-	-	-	-	-	-	104878	28816	23404
Horse / Faba beans	-	-	-	-	-	-	76842	16245	16512
Field Peas	-	-	-	-	-	-	40985	8755	4545
Haricot beans	-	-	-	-	-	-	35007	3768	2337
Chick peas	-	-	-	-	-	-	*	*	-
Lentils	-	-	-	-	-	-	*	*	*
Vetch / Grass peas	-	-	-	-	-	-	-	-	-
Soya beans	-	-	-	-	-	-	-	-	-
Fenugreek	-	-	-	-	-	-	726	*	*
Gibto	-	-	-	-	-	-	-	-	-
Oilseeds	-	-	-	-	-	-	4638	121	48
Neug	-	-	-	-	-	-	*	*	*
Linseed	-	-	-	-	-	-	3285	72	16
Groundnuts	-	-	-	-	-	-	-	-	-
Safflower	-	-	-	-	-	-	*	*	*
Sesame	-	-	-	-	-	-	*	*	*
Rapeseed	-	-	-	-	-	-	*	*	*
Vegetables	-	-	-	-	-	-	82093	*	*
Lettuce	-	-	-	-	-	-	-	-	-
Head cabbage	-	-	-	-	-	-	*	*	-
Ethiopian cabbage	-	-	-	-	-	-	72847	484	*
Tomatoes	-	-	-	-	-	-	-	-	-
Green peppers	-	-	-	-	-	-	8956	30	-
Red peppers	-	-	-	-	-	-	*	*	-
Swiss chard	-	-	-	-	-	-	-	-	-
Root crops	-	-	-	-	-	-	71763	2066	*
Beetroot	-	-	-	-	-	-	1184	*	*
Carrot	-	-	-	-	-	-	*	*	-
Onion	-	-	-	-	-	-	4118	*	-
Potatoes	-	-	-	-	-	-	686	*	-
Garlic	-	-	-	-	-	-	6382	*	-
Taro 'Godere'	-	-	-	-	-	-	63678	1939	-
Sweet potatoes	-	-	-	-	-	-	2913	40	-
Other Temporary	-	-	-	-	-	-	20464	728	*
Permanent crops	-	-	-	-	-	-	139600	17603	-
Avocado	-	-	-	-	-	-	1665	*	-
Bananas	-	-	-	-	-	-	37307	546	-
Guava	-	-	-	-	-	-	*	*	-
Lemons	-	-	-	-	-	-	-	-	-
Mangoes	-	-	-	-	-	-	1188	1	-
Oranges	-	-	-	-	-	-	*	*	-
Papayas	-	-	-	-	-	-	5962	18	-
Pineapples	-	-	-	-	-	-	-	-	-
Chat	-	-	-	-	-	-	5876	66	-
Coffee	-	-	-	-	-	-	40701	1599	-
Hops / 'Geshe'	-	-	-	-	-	-	6218	74	-
Enset	-	-	-	-	-	-	134620	14817	-
Sugar cane	-	-	-	-	-	-	29709	385	-
Other permanent	-	-	-	-	-	-	*	*	-

Kaffa zone

(Table 1.7.9 Contd.)

Crop type	Improved seed			Pesticide		Irrigation		Extension package	
	Holder	Hectare	Quintal	Holder	Hectare	Holder	Hectare	Holder	Hectare
All	5431	294	*	37616	13563	*	*	1421	148
Cereals	*	*	*	37347	13520	-	-	*	*
Teff	*	*	-	26860	8367	-	-	*	*
Barley	-	-	-	1667	*	-	-	-	-
Wheat	-	-	-	2762	*	-	-	-	-
Maize	*	*	*	*	*	-	-	*	*
Sorghum	-	-	-	9250	2929	-	-	-	-
Finger millet	-	-	-	*	*	-	-	-	-
Oats / 'Aja'	-	-	-	*	*	-	-	-	-
Rice	-	-	-	-	-	-	-	-	-
Pulses	-	-	-	*	*	-	-	-	-
Horse / Faba beans	-	-	-	*	*	-	-	-	-
Field Peas	-	-	-	*	*	-	-	-	-
Haricot beans	-	-	-	-	-	-	-	-	-
Chick peas	-	-	-	-	-	-	-	-	-
Lentils	-	-	-	-	-	-	-	-	-
Vetch / Grass peas	-	-	-	-	-	-	-	-	-
Soya beans	-	-	-	-	-	-	-	-	-
Fenugreek	-	-	-	-	-	-	-	-	-
Gibto	-	-	-	-	-	-	-	-	-
Oilseeds	-	-	-	*	*	-	-	-	-
Neug	-	-	-	-	-	-	-	-	-
Linseed	-	-	-	-	-	-	-	-	-
Groundnuts	-	-	-	-	-	-	-	-	-
Safflower	-	-	-	-	-	-	-	-	-
Sesame	-	-	-	*	*	-	-	-	-
Rapeseed	-	-	-	-	-	-	-	-	-
Vegetables	*	*	-	-	-	-	-	-	-
Lettuce	-	-	-	-	-	-	-	-	-
Head cabbage	*	*	-	-	-	-	-	-	-
Ethiopian cabbage	-	-	-	-	-	-	-	-	-
Tomatoes	-	-	-	-	-	-	-	-	-
Green peppers	-	-	-	-	-	-	-	-	-
Red peppers	-	-	-	-	-	-	-	-	-
Swiss chard	*	*	-	-	-	-	-	-	-
Root crops	1682	15	-	-	-	-	-	-	-
Beetroot	*	*	-	-	-	-	-	-	-
Carrot	-	-	-	-	-	-	-	-	-
Onion	1325	11	-	-	-	-	-	-	-
Potatoes	-	-	-	-	-	-	-	-	-
Garlic	-	-	-	-	-	-	-	-	-
Taro 'Godere'	-	-	-	-	-	-	-	-	-
Sweet potatoes	-	-	-	-	-	-	-	-	-
Other Temporary	-	-	-	-	-	-	-	-	-
Permanent crops	-	-	-	*	*	*	*	*	*
Avocado	-	-	-	-	-	-	-	-	-
Bananas	-	-	-	-	-	-	-	-	-
Guava	-	-	-	-	-	-	-	-	-
Lemons	-	-	-	-	-	-	-	-	-
Mangoes	-	-	-	-	-	-	-	-	-
Oranges	-	-	-	-	-	-	-	-	-
Papayas	-	-	-	-	-	-	-	-	-
Pineapples	-	-	-	-	-	-	-	-	-
Chat	-	-	-	-	-	-	-	-	-
Coffee	3193	192	-	*	*	*	*	-	-
Hops / 'Gescho'	-	-	-	-	-	-	-	-	-
Enset	-	-	-	-	-	*	*	-	-
Sugar cane	-	-	-	-	-	-	-	-	-
Other permanent	-	-	-	-	-	-	-	-	-

Gamo Gofa zone

Table 1.7.10 Number of Holders, Inputs Applied Area and Quantity of Inputs used

Crop type	All Crop area	All Fertilizer		Natural		DAP		
		Hectare	Quintal	Holder	Hectare	Holder	Hectare	Quintal
All	156622	47368	*	173003	47051	*	*	*
Cereals	93677	24635	*	113253	24433	*	*	*
Teff	30317	*	*	*	*	-	-	-
Barley	20268	12713	*	71056	12613	*	*	*
Wheat	15121	8138	*	52535	8089	*	*	*
Maize	17477	2630	*	31608	2623	-	-	-
Sorghum	10479	618	-	7214	618	-	-	-
Finger millet	-	-	-	-	-	-	-	-
Oats / 'Aja'	*	*	-	*	*	-	-	-
Rice	-	-	-	-	-	-	-	-
Pulses	13749	2673	*	50742	2608	*	*	*
Horse / Faba beans	4658	1029	-	25596	974	*	*	*
Field Peas	4127	*	-	14036	*	*	*	*
Haricot beans	4603	819	-	20493	819	-	-	-
Chick peas	*	*	-	*	*	-	-	-
Lentils	200	*	-	*	*	-	-	-
Vetch / Grass peas	-	-	-	-	-	-	-	-
Soya beans	*	-	-	-	-	-	-	-
Fenugreek	*	*	-	*	*	-	-	-
Gibto	*	-	-	-	-	-	-	-
Oilseeds	328	*	-	*	*	-	-	-
Neug	-	-	-	-	-	-	-	-
Linseed	*	*	-	*	*	-	-	-
Groundnuts	142	-	-	-	-	-	-	-
Safflower	*	-	-	-	-	-	-	-
Sesame	-	-	-	-	-	-	-	-
Rapeseed	-	-	-	-	-	-	-	-
Vegetables	698	516	-	46642	516	-	-	-
Lettuce	-	-	-	-	-	-	-	-
Head cabbage	*	*	-	*	*	-	-	-
Ethiopian cabbage	579	503	-	44347	503	-	-	-
Tomatoes	*	-	-	-	-	-	-	-
Green peppers	*	*	-	2375	*	-	-	-
Red peppers	*	*	-	*	*	-	-	-
Swiss chard	*	*	-	*	*	-	-	-
Root crops	9467	4376	*	94171	4325	*	*	*
Beetroot	*	*	-	*	*	-	-	-
Carrot	*	-	-	-	-	-	-	-
Onion	*	*	-	10007	*	-	-	-
Potatoes	2615	2047	*	41914	1996	*	*	*
Garlic	*	*	-	5282	*	-	-	-
Taro 'Godere'	2309	725	-	29155	725	-	-	-
Sweet potatoes	4403	1511	-	34985	1511	-	-	-
Other Temporary	9234	1606	-	61739	1606	-	-	-
Permanent crops	29469	13428	-	162772	13428	-	-	-
Avocado	92	*	-	2206	*	-	-	-
Bananas	*	255	-	11520	255	-	-	-
Guava	-	-	-	-	-	-	-	-
Lemons	*	*	-	*	*	-	-	-
Mangoes	*	*	-	*	*	-	-	-
Oranges	*	*	-	*	*	-	-	-
Papayas	230	31	-	6416	31	-	-	-
Pineapples	*	-	-	-	-	-	-	-
Chat	*	*	-	1112	*	-	-	-
Coffee	2033	767	-	38268	767	-	-	-
Hops / 'Geshe'	*	*	-	*	*	-	-	-
Enset	14751	12044	-	149987	12044	-	-	-
Sugar cane	311	72	-	5984	72	-	-	-
Other permanent	122	43	-	7792	43	-	-	-

Gamo Gofa zone

(Table 1.7.10 contd.)

Crop type	UREA			UREA + DAP			Indigenous seed		
	Holder	Hectare	Quintal	Holder	Hectare	Quintal	Holder	Hectare	Quintal
All	*	*	*	*	*	*	251012	153843	44503
Cereals	*	*	*	*	*	*	226592	91127	37979
Teff	*	*	*	-	-	-	78839	30288	8624
Barley	*	*	*	*	*	*	103351	20267	12587
Wheat	-	-	-	-	-	-	81807	14665	10452
Maize	*	*	*	-	-	-	86745	15422	4951
Sorghum	-	-	-	-	-	-	49361	10470	1354
Finger millet	-	-	-	-	-	-	-	-	-
Oats / 'Aja'	-	-	-	-	-	-	*	*	*
Rice	-	-	-	-	-	-	-	-	-
Pulses	-	-	-	-	-	-	137059	13724	6408
Horse / Faba beans	-	-	-	-	-	-	67715	4646	2668
Field Peas	-	-	-	-	-	-	52194	4127	2071
Haricot beans	-	-	-	-	-	-	73381	4590	1539
Chick peas	-	-	-	-	-	-	*	*	*
Lentils	-	-	-	-	-	-	6142	200	*
Vetch / Grass peas	-	-	-	-	-	-	-	-	-
Soya beans	-	-	-	-	-	-	*	*	*
Fenugreek	-	-	-	-	-	-	*	*	*
Gibto	-	-	-	-	-	-	*	*	*
Oilseeds	-	-	-	-	-	-	6733	328	71
Neug	-	-	-	-	-	-	-	-	-
Linseed	-	-	-	-	-	-	4050	*	*
Groundnuts	-	-	-	-	-	-	2398	142	*
Safflower	-	-	-	-	-	-	*	*	-
Sesame	-	-	-	-	-	-	-	-	-
Rapeseed	-	-	-	-	-	-	-	-	-
Vegetables	-	-	-	-	-	-	56778	698	-
Lettuce	-	-	-	-	-	-	-	-	-
Head cabbage	-	-	-	-	-	-	*	*	-
Ethiopian cabbage	-	-	-	-	-	-	49923	579	-
Tomatoes	-	-	-	-	-	-	*	*	-
Green peppers	-	-	-	-	-	-	5816	*	-
Red peppers	-	-	-	-	-	-	*	*	-
Swiss chard	-	-	-	-	-	-	*	*	-
Root crops	*	*	*	*	*	*	160992	9467	*
Beetroot	-	-	-	-	-	-	*	*	-
Carrot	-	-	-	-	-	-	*	*	-
Onion	-	-	-	-	-	-	15371	*	-
Potatoes	*	*	*	*	*	*	56510	2615	*
Garlic	-	-	-	-	-	-	7228	*	-
Taro 'Godere'	-	-	-	-	-	-	69653	2309	*
Sweet potatoes	-	-	-	-	-	-	79839	4403	-
Other Temporary	-	-	-	-	-	-	126829	9234	*
Permanent crops	-	-	-	-	-	-	232424	29265	-
Avocado	-	-	-	-	-	-	7069	*	-
Bananas	-	-	-	-	-	-	62301	*	-
Guava	-	-	-	-	-	-	-	-	-
Lemons	-	-	-	-	-	-	11805	*	-
Mangoes	-	-	-	-	-	-	27948	*	-
Oranges	-	-	-	-	-	-	*	*	-
Papayas	-	-	-	-	-	-	23637	230	-
Pineapples	-	-	-	-	-	-	*	*	-
Chat	-	-	-	-	-	-	1726	*	-
Coffee	-	-	-	-	-	-	80167	2028	-
Hops / 'Gesho'	-	-	-	-	-	-	*	*	-
Enset	-	-	-	-	-	-	188237	14751	-
Sugar cane	-	-	-	-	-	-	16351	311	-
Other permanent	-	-	-	-	-	-	17683	122	-

Gamo Gofa zone

(Table 1.7.10 Contd.)

Crop type	Improved seed			Pesticide		Irrigation		Extension package	
	Holder	Hectare	Quintal	Holder	Hectare	Holder	Hectare	Holder	Hectare
All	14809	*	*	*	*	28452	*	4732	*
Cereals	11963	*	*	*	*	22829	*	*	*
Teff	*	*	*	-	-	*	*	-	-
Barley	*	*	*	-	-	*	*	*	*
Wheat	3658	456	401	-	-	-	-	*	*
Maize	*	*	*	*	*	21801	*	*	*
Sorghum	*	*	*	-	-	*	*	-	-
Finger millet	-	-	-	-	-	-	-	-	-
Oats / 'Aja'	-	-	-	-	-	-	-	-	-
Rice	-	-	-	-	-	-	-	-	-
Pulses	*	*	*	*	*	*	*	*	*
Horse / Faba beans	*	*	*	*	*	-	-	-	-
Field Peas	-	-	-	-	-	-	-	*	*
Haricot beans	*	*	*	-	-	*	*	*	*
Chick peas	-	-	-	-	-	-	-	-	-
Lentils	-	-	-	-	-	-	-	-	-
Vetch / Grass peas	-	-	-	-	-	-	-	-	-
Soya beans	-	-	-	-	-	-	-	-	-
Fenugreek	-	-	-	-	-	-	-	-	-
Gibto	-	-	-	-	-	-	-	-	-
Oilseeds	-	-	-	*	*	-	-	*	*
Neug	-	-	-	-	-	-	-	-	-
Linseed	-	-	-	*	*	-	-	-	-
Groundnuts	-	-	-	-	-	-	-	*	*
Safflower	-	-	-	-	-	-	-	-	-
Sesame	-	-	-	-	-	-	-	-	-
Rapeseed	-	-	-	-	-	-	-	-	-
Vegetables	-	-	-	-	-	*	*	-	-
Lettuce	-	-	-	-	-	-	-	-	-
Head cabbage	-	-	-	-	-	-	-	-	-
Ethiopian cabbage	-	-	-	-	-	-	-	-	-
Tomatoes	-	-	-	-	-	*	*	-	-
Green peppers	-	-	-	-	-	*	*	-	-
Red peppers	-	-	-	-	-	*	*	-	-
Swiss chard	-	-	-	-	-	-	-	-	-
Root crops	-	-	-	-	-	*	245	-	-
Beetroot	-	-	-	-	-	-	-	-	-
Carrot	-	-	-	-	-	-	-	-	-
Onion	-	-	-	-	-	-	-	-	-
Potatoes	-	-	-	-	-	-	-	-	-
Garlic	-	-	-	-	-	-	-	-	-
Taro 'Godere'	-	-	-	-	-	*	*	-	-
Sweet potatoes	-	-	-	-	-	*	241	-	-
Other Temporary	-	-	-	*	*	*	*	-	-
Permanent crops	-	-	-	-	-	23416	*	2669	*
Avocado	-	-	-	-	-	*	*	-	-
Bananas	-	-	-	-	-	20801	*	-	-
Guava	-	-	-	-	-	-	-	-	-
Lemons	-	-	-	-	-	*	*	-	-
Mangoes	-	-	-	-	-	*	*	-	-
Oranges	-	-	-	-	-	*	*	-	-
Papayas	-	-	-	-	-	*	*	-	-
Pineapples	-	-	-	-	-	-	-	-	-
Chat	-	-	-	-	-	*	*	-	-
Coffee	1301	*	-	-	-	*	*	-	-
Hops / 'Geshe'	-	-	-	-	-	-	-	-	-
Enset	-	-	-	-	-	*	*	-	-
Sugar cane	-	-	-	-	-	1825	*	-	-
Other permanent	-	-	-	-	-	*	*	-	-

Bench- Maji zone Table 1.7.11 Number of Holders, Inputs Applied Area and Quantity of Inputs used

Crop type	All Crop area	All Fertilizer		Natural		DAP		
		Hectare	Quintal	Holder	Hectare	Holder	Hectare	Quintal
All	38951	3965	130	49165	3787	*	*	*
Cereals	18185	*	*	1715	*	*	*	*
Teff	3082	*	*	*	*	*	*	*
Barley	943	*	*	*	*	-	-	-
Wheat	*	-	-	-	-	-	-	-
Maize	8746	12	-	1167	12	-	-	-
Sorghum	5174	*	-	*	*	-	-	-
Finger millet	*	-	-	-	-	-	-	-
Oats / 'Aja'	-	-	-	-	-	-	-	-
Rice	-	-	-	-	-	-	-	-
Pulses	5052	*	*	1590	24	*	*	*
Horse / Faba beans	1562	*	*	*	*	*	*	*
Field Peas	2636	-	-	-	-	-	-	-
Haricot beans	855	*	-	*	*	-	-	-
Chick peas	-	-	-	-	-	-	-	-
Lentils	-	-	-	-	-	-	-	-
Vetch / Grass peas	-	-	-	-	-	-	-	-
Soya beans	-	-	-	-	-	-	-	-
Fenugreek	-	-	-	-	-	-	-	-
Gibto	-	-	-	-	-	-	-	-
Oilseeds	*	-	-	-	-	-	-	-
Neug	-	-	-	-	-	-	-	-
Linseed	*	-	-	-	-	-	-	-
Groundnuts	*	-	-	-	-	-	-	-
Safflower	-	-	-	-	-	-	-	-
Sesame	*	-	-	-	-	-	-	-
Rapeseed	*	-	-	-	-	-	-	-
Vegetables	405	140	-	20642	140	-	-	-
Lettuce	-	-	-	-	-	-	-	-
Head cabbage	*	-	-	-	-	-	-	-
Ethiopian cabbage	320	133	-	19722	133	-	-	-
Tomatoes	*	-	-	-	-	-	-	-
Green peppers	*	*	-	1968	*	-	-	-
Red peppers	*	*	-	*	*	-	-	-
Swiss chard	-	-	-	-	-	-	-	-
Root crops	4039	594	-	27545	589	-	-	-
Beetroot	*	-	-	-	-	-	-	-
Carrot	-	-	-	-	-	-	-	-
Onion	*	*	-	*	*	-	-	-
Potatoes	*	*	-	*	*	-	-	-
Garlic	2	*	-	*	*	-	-	-
Taro 'Godere'	3973	591	-	27199	587	-	-	-
Sweet potatoes	11	-	-	-	-	-	-	-
Other Temporary	488	17	-	2667	17	-	-	-
Permanent crops	10612	2907	-	44813	2896	-	-	-
Avocado	16	*	-	*	*	-	-	-
Bananas	792	120	-	7643	118	-	-	-
Guava	*	-	-	-	-	-	-	-
Lemons	*	*	-	*	*	-	-	-
Mangoes	67	*	-	2735	*	-	-	-
Oranges	25	*	-	*	*	-	-	-
Papayas	190	54	-	6774	54	-	-	-
Pineapples	*	-	-	-	-	-	-	-
Chat	*	*	-	*	*	-	-	-
Coffee	5172	983	-	23622	983	-	-	-
Hops / 'Geshe'	47	*	-	*	*	-	-	-
Enset	3246	1567	-	40909	1557	-	-	-
Sugar cane	319	54	-	4955	54	-	-	-
Other permanent	6	1	-	915	1	-	-	-

Bench- Maji zone

(Table 1.7.11 contd.)

Crop type	UREA			UREA + DAP			Indigenous seed		
	Holder	Hectare	Quintal	Holder	Hectare	Quintal	Holder	Hectare	Quintal
All	*	*	*	*	*	-	107338	38657	9944
Cereals	*	*	*	-	-	-	66988	17975	7370
Teff	*	*	*	-	-	-	16352	3045	2022
Barley	*	*	*	-	-	-	6884	943	642
Wheat	-	-	-	-	-	-	*	*	*
Maize	-	-	-	-	-	-	44060	8695	3141
Sorghum	-	-	-	-	-	-	26724	5051	1447
Finger millet	-	-	-	-	-	-	*	*	*
Oats / 'Aja'	-	-	-	-	-	-	-	-	-
Rice	-	-	-	-	-	-	-	-	-
Pulses	-	-	-	-	-	-	33215	5012	2501
Horse / Faba beans	-	-	-	-	-	-	11183	1562	1289
Field Peas	-	-	-	-	-	-	10815	2636	850
Haricot beans	-	-	-	-	-	-	18465	815	362
Chick peas	-	-	-	-	-	-	-	-	-
Lentils	-	-	-	-	-	-	-	-	-
Vetch / Grass peas	-	-	-	-	-	-	-	-	-
Soya beans	-	-	-	-	-	-	-	-	-
Fenugreek	-	-	-	-	-	-	-	-	-
Gibto	-	-	-	-	-	-	-	-	-
Oilseeds	-	-	-	-	-	-	1825	*	*
Neug	-	-	-	-	-	-	-	-	-
Linseed	-	-	-	-	-	-	*	*	*
Groundnuts	-	-	-	-	-	-	*	*	*
Safflower	-	-	-	-	-	-	-	-	-
Sesame	-	-	-	-	-	-	*	*	*
Rapeseed	-	-	-	-	-	-	*	*	*
Vegetables	-	-	-	-	-	-	49069	405	*
Lettuce	-	-	-	-	-	-	-	-	-
Head cabbage	-	-	-	-	-	-	*	*	*
Ethiopian cabbage	-	-	-	-	-	-	44963	320	*
Tomatoes	-	-	-	-	-	-	*	*	*
Green peppers	-	-	-	-	-	-	8985	*	*
Red peppers	-	-	-	-	-	-	630	*	*
Swiss chard	-	-	-	-	-	-	-	-	-
Root crops	-	-	-	*	*	-	79706	4039	*
Beetroot	-	-	-	-	-	-	*	*	*
Carrot	-	-	-	-	-	-	-	-	-
Onion	-	-	-	-	-	-	939	*	*
Potatoes	-	-	-	-	-	-	*	*	*
Garlic	-	-	-	-	-	-	1140	2	-
Taro 'Godere'	-	-	-	*	*	-	77495	3973	*
Sweet potatoes	-	-	-	-	-	-	2008	11	-
Other Temporary	-	-	-	-	-	-	24986	488	*
Permanent crops	-	-	-	-	-	-	103366	10568	-
Avocado	-	-	-	-	-	-	2340	15	-
Bananas	-	-	-	-	-	-	37966	792	-
Guava	-	-	-	-	-	-	*	*	*
Lemons	-	-	-	-	-	-	*	*	*
Mangoes	-	-	-	-	-	-	12740	67	-
Oranges	-	-	-	-	-	-	4018	25	-
Papayas	-	-	-	-	-	-	26364	190	-
Pineapples	-	-	-	-	-	-	*	*	*
Chat	-	-	-	-	-	-	20521	*	*
Coffee	-	-	-	-	-	-	69011	5129	-
Hops / 'Geshe'	-	-	-	-	-	-	9688	47	-
Enset	-	-	-	-	-	-	92818	3246	-
Sugar cane	-	-	-	-	-	-	19834	319	-
Other permanent	-	-	-	-	-	-	4394	6	-

Bench- Maji zone

(Table 1.7.11 Contd.)

Crop type	Improved seed			Pesticide		Irrigation		Extension package	
	Holder	Hectare	Quintal	Holder	Hectare	Holder	Hectare	Holder	Hectare
All	1516	*	*	*	*	*	*	2188	224
Cereals	*	*	*	*	*	*	*	1225	201
Teff	*	*	*	-	-	-	-	*	*
Barley	-	-	-	-	-	-	-	*	*
Wheat	-	-	-	-	-	-	-	*	*
Maize	*	*	*	-	-	*	*	*	*
Sorghum	*	*	*	*	*	-	-	-	-
Finger millet	-	-	-	-	-	-	-	-	-
Oats / 'Aja'	-	-	-	-	-	-	-	-	-
Rice	-	-	-	-	-	-	-	-	-
Pulses	*	*	*	-	-	-	-	-	-
Horse / Faba beans	-	-	-	-	-	-	-	-	-
Field Peas	-	-	-	-	-	-	-	-	-
Haricot beans	*	*	*	-	-	-	-	-	-
Chick peas	-	-	-	-	-	-	-	-	-
Lentils	-	-	-	-	-	-	-	-	-
Vetch / Grass peas	-	-	-	-	-	-	-	-	-
Soya beans	-	-	-	-	-	-	-	-	-
Fenugreek	-	-	-	-	-	-	-	-	-
Gibto	-	-	-	-	-	-	-	-	-
Oilseeds	-	-	-	-	-	-	-	-	-
Neug	-	-	-	-	-	-	-	-	-
Linseed	-	-	-	-	-	-	-	-	-
Groundnuts	-	-	-	-	-	-	-	-	-
Safflower	-	-	-	-	-	-	-	-	-
Sesame	-	-	-	-	-	-	-	-	-
Rapeseed	-	-	-	-	-	-	-	-	-
Vegetables	-	-	-	-	-	-	-	-	-
Lettuce	-	-	-	-	-	-	-	-	-
Head cabbage	-	-	-	-	-	-	-	-	-
Ethiopian cabbage	-	-	-	-	-	-	-	-	-
Tomatoes	-	-	-	-	-	-	-	-	-
Green peppers	-	-	-	-	-	-	-	-	-
Red peppers	-	-	-	-	-	-	-	-	-
Swiss chard	-	-	-	-	-	-	-	-	-
Root crops	-	-	-	-	-	*	*	-	-
Beetroot	-	-	-	-	-	-	-	-	-
Carrot	-	-	-	-	-	-	-	-	-
Onion	-	-	-	-	-	-	-	-	-
Potatoes	-	-	-	-	-	-	-	-	-
Garlic	-	-	-	-	-	-	-	-	-
Taro 'Godere'	-	-	-	-	-	*	*	-	-
Sweet potatoes	-	-	-	-	-	-	-	-	-
Other Temporary	-	-	-	-	-	-	-	-	-
Permanent crops	-	-	-	-	-	-	-	1201	23
Avocado	-	-	-	-	-	-	-	-	-
Bananas	-	-	-	-	-	-	-	-	-
Guava	-	-	-	-	-	-	-	-	-
Lemons	-	-	-	-	-	-	-	-	-
Mangoes	-	-	-	-	-	-	-	-	-
Oranges	-	-	-	-	-	-	-	-	-
Papayas	-	-	-	-	-	-	-	-	-
Pineapples	-	-	-	-	-	-	-	-	-
Chat	-	-	-	-	-	-	-	-	-
Coffee	*	*	-	-	-	-	-	-	-
Hops / 'Geshe'	-	-	-	-	-	-	-	-	-
Enset	-	-	-	-	-	-	-	-	-
Sugar cane	-	-	-	-	-	-	-	-	-
Other permanent	-	-	-	-	-	-	-	-	-

Yem Special Wereda Table 1. 7.12 Number of Holders, Inputs Applied Area and Quantity of Inputs used

Crop type	All Crop area	All Fertilizer		Natural		DAP		
		Hectare	Quintal	Holder	Hectare	Holder	Hectare	Quintal
All	14785	7153	4122	13361	3127	5997	2607	2167
Cereals	10130	4389	3805	6874	570	5929	2426	2003
Teff	3632	2328	1783	633	69	4904	1825	1464
Barley	989	183	87	1203	78	548	96	78
Wheat	2883	556	438	802	106	1501	368	352
Maize	1969	1236	1480	5996	240	865	130	104
Sorghum	649	84	*	862	78	*	*	*
Finger millet	*	*	*	-	-	*	*	*
Oats / 'Aja'	*	*	*	*	*	*	*	*
Rice	-	-	-	-	-	-	-	-
Pulses	2263	1016	211	6467	827	615	173	130
Horse / Faba beans	1352	665	56	5524	615	248	*	*
Field Peas	811	315	131	1566	180	341	131	107
Haricot beans	19	9	*	690	*	-	-	-
Chick peas	*	-	-	-	-	-	-	-
Lentils	70	23	*	590	21	*	*	*
Vetch / Grass peas	-	-	-	-	-	-	-	-
Soya beans	-	-	-	-	-	-	-	-
Fenugreek	10	4	-	1063	4	-	-	-
Gibto	-	-	-	-	-	-	-	-
Oilseeds	89	21	*	337	16	*	*	*
Neug	*	-	-	-	-	-	-	-
Linsced	69	19	*	214	14	*	*	*
Groundnuts	-	-	-	-	-	-	-	-
Safflower	-	-	-	-	-	-	-	-
Sesame	-	-	-	-	-	-	-	-
Rapeseed	4	*	-	*	*	-	-	-
Vegetables	103	87	*	10145	87	*	*	*
Lettuce	*	*	-	*	*	-	-	-
Head cabbage	5	4	-	476	4	-	-	-
Ethiopian cabbage	95	80	*	9870	80	*	*	*
Tomatoes	*	*	-	*	*	-	-	-
Green peppers	2	2	-	953	2	-	-	-
Red peppers	*	*	-	*	*	-	-	-
Swiss chard	*	*	-	*	*	-	-	-
Root crops	263	174	*	6876	171	90	*	*
Beetroot	*	*	*	594	1	*	*	*
Carrot	1	*	*	450	*	*	*	*
Onion	*	*	-	365	*	-	-	-
Potatoes	20	16	-	1848	16	-	-	-
Garlic	6	5	*	2395	5	*	*	*
Taro 'Godere'	151	103	*	3337	103	*	*	*
Sweet potatoes	82	46	-	1957	46	-	-	-
Other Temporary	33	23	*	2359	23	*	*	*
Permanent crops	1903	1443	-	12695	1433	-	-	-
Avocado	1	*	-	163	*	-	-	-
Bananas	33	12	-	1822	12	-	-	-
Guava	1	1	-	275	1	-	-	-
Lemons	*	*	-	*	*	-	-	-
Mangoes	*	*	-	*	*	-	-	-
Oranges	*	*	-	366	*	-	-	-
Papayas	*	*	-	166	*	-	-	-
Pineapples	*	-	-	-	-	-	-	-
Chat	146	73	-	3994	72	-	-	-
Coffee	192	90	-	4485	83	-	-	-
Hops / 'Geshe'	10	3	-	1030	3	-	-	-
Enset	1407	1223	-	12439	1223	-	-	-
Sugar cane	95	32	-	3092	31	-	-	-
Other permanent	8	4	-	679	4	-	-	-

Yem Special Wereda

(Table 1.7.12contd.)

Crop type	UREA			UREA + DAP			Indigenous seed		
	Holder	Hectare	Quintal	Holder	Hectare	Quintal	Holder	Hectare	Quintal
All	469	83	92	3249	1335	1863	14276	13821	9817
Cereals	442	82	90	3226	1311	1712	13847	9181	7328
Teff	236	39	*	1277	396	290	9546	3630	1729
Barley	*	*	*	94	*	*	7979	989	1312
Wheat	*	*	*	232	51	56	9872	2874	3575
Maize	*	*	*	2755	856	1346	10798	1031	550
Sorghum	-	-	-	*	*	*	4793	648	152
Finger millet	-	-	-	-	-	-	*	*	*
Oats / 'Aja'	-	-	-	-	-	-	195	*	*
Rice	-	-	-	-	-	-	-	-	-
Pulses	*	*	*	233	16	81	11160	2252	2470
Horse / Faba beans	*	*	*	166	*	*	9660	1342	1605
Field Peas	-	-	-	*	*	*	4389	810	808
Haricot beans	-	-	-	*	*	*	1395	18	8
Chick peas	-	-	-	-	-	-	*	*	*
Lentils	-	-	-	-	-	-	1637	70	46
Vetch / Grass peas	-	-	-	-	-	-	-	-	-
Soya beans	-	-	-	-	-	-	-	-	-
Fenugreek	-	-	-	-	-	-	1824	10	3
Gibto	-	-	-	-	-	-	-	-	-
Oilseeds	-	-	-	*	*	*	1432	87	19
Neug	-	-	-	-	-	-	*	*	*
Linseed	-	-	-	*	*	*	1210	66	17
Groundnuts	-	-	-	-	-	-	-	-	-
Safflower	-	-	-	-	-	-	-	-	-
Sesame	-	-	-	-	-	-	-	-	-
Rapeseed	-	-	-	-	-	-	225	4	*
Vegetables	-	-	-	-	-	-	11228	103	*
Lettuce	-	-	-	-	-	-	*	*	-
Head cabbage	-	-	-	-	-	-	652	5	-
Ethiopian cabbage	-	-	-	-	-	-	10975	95	*
Tomatoes	-	-	-	-	-	-	154	*	-
Green peppers	-	-	-	-	-	-	1069	2	-
Red peppers	-	-	-	-	-	-	*	*	-
Swiss chard	-	-	-	-	-	-	*	*	-
Root crops	-	-	-	*	*	*	8880	263	*
Beetroot	-	-	-	-	-	-	819	*	*
Carrot	-	-	-	-	-	-	515	*	-
Onion	-	-	-	-	-	-	433	*	-
Potatoes	-	-	-	-	-	-	2346	20	-
Garlic	-	-	-	-	-	-	2829	6	-
Taro 'Godere'	-	-	-	*	*	*	4768	151	-
Sweet potatoes	-	-	-	-	-	-	3182	82	-
Other Temporary	-	-	-	*	*	*	3278	33	*
Permanent crops	-	-	-	-	-	-	14029	1902	-
Avocado	-	-	-	-	-	-	257	1	-
Bananas	-	-	-	-	-	-	3311	33	-
Guava	-	-	-	-	-	-	444	1	-
Lemons	-	-	-	-	-	-	*	*	-
Mangoes	-	-	-	-	-	-	*	*	-
Oranges	-	-	-	-	-	-	912	*	-
Papayas	-	-	-	-	-	-	191	*	-
Pincapples	-	-	-	-	-	-	*	*	-
Chat	-	-	-	-	-	-	6608	146	-
Coffee	-	-	-	-	-	-	6838	191	-
Hops / 'Geshe'	-	-	-	-	-	-	2293	10	-
Enset	-	-	-	-	-	-	13841	1407	-
Sugar cane	-	-	-	-	-	-	4972	95	-
Other permanent	-	-	-	-	-	-	1187	8	-

Yem Special Wereda

(Table 1.7.12 Contd.)

Crop type	Improved seed			Pesticide		Irrigation		Extension package	
	Holder	Hectare	Quintal	Holder	Hectare	Holder	Hectare	Holder	Hectare
All	3340	964	211	3558	1693	308	*	3968	1621
Cereals	3119	949	208	3420	1644	*	*	3802	1572
Teff	*	*	*	2790	1132	-	-	1384	542
Barley	-	-	-	114	*	*	*	142	*
Wheat	*	*	*	1583	454	-	-	519	111
Maize	3096	939	203	*	*	*	*	3016	902
Sorghum	*	*	-	-	-	-	-	*	*
Finger millet	-	-	-	-	-	-	-	-	-
Oats / 'Aja'	-	-	-	-	-	-	-	-	-
Rice	-	-	-	-	-	-	-	-	-
Pulses	159	*	*	160	40	-	-	254	*
Horse / Faba beans	112	*	*	*	*	-	-	-	-
Field Peas	*	*	-	*	*	-	-	138	*
Haricot beans	*	*	-	-	-	-	-	116	*
Chick peas	-	-	-	-	-	-	-	-	-
Lentils	-	-	-	-	-	-	-	-	-
Vetch / Grass peas	-	-	-	-	-	-	-	-	-
Soya beans	-	-	-	-	-	-	-	-	-
Fenugreek	*	*	*	-	-	-	-	-	-
Gibto	-	-	-	-	-	-	-	-	-
Oilseeds	*	*	*	*	*	-	-	*	*
Neug	-	-	-	-	-	-	-	-	-
Linseed	*	*	*	*	*	-	-	*	*
Groundnuts	-	-	-	-	-	-	-	-	-
Safflower	-	-	-	-	-	-	-	-	-
Sesame	-	-	-	-	-	-	-	-	-
Rapeseed	-	-	-	-	-	-	-	-	-
Vegetables	*	*	-	-	-	*	*	-	-
Lettuce	-	-	-	-	-	-	-	-	-
Head cabbage	*	*	-	-	-	*	*	-	-
Ethiopian cabbage	-	-	-	-	-	*	*	-	-
Tomatoes	-	-	-	-	-	*	*	-	-
Green peppers	-	-	-	-	-	-	-	-	-
Red peppers	-	-	-	-	-	-	-	-	-
Swiss chard	-	-	-	-	-	-	-	-	-
Root crops	*	*	-	-	-	*	*	96	*
Beetroot	*	*	-	-	-	-	-	-	-
Carrot	*	*	-	-	-	-	-	-	-
Onion	-	-	-	-	-	-	-	*	*
Potatoes	-	-	-	-	-	-	-	*	*
Garlic	-	-	-	-	-	*	*	-	-
Taro 'Godere'	-	-	-	-	-	*	*	*	*
Sweet potatoes	-	-	-	-	-	*	*	-	-
Other Temporary	-	-	-	-	-	*	*	-	-
Permanent crops	-	-	-	*	*	264	*	164	*
Avocado	-	-	-	-	-	*	*	-	-
Bananas	-	-	-	-	-	*	*	-	-
Guava	-	-	-	-	-	-	-	-	-
Lemons	-	-	-	-	-	-	-	-	-
Mangoes	-	-	-	-	-	-	-	-	-
Oranges	-	-	-	-	-	-	-	-	-
Papayas	-	-	-	-	-	-	-	-	-
Pineapples	-	-	-	-	-	-	-	-	-
Chat	-	-	-	*	*	215	6	-	-
Coffee	*	*	-	-	-	*	*	-	-
Hops / 'Geshe'	-	-	-	-	-	-	-	-	-
Enset	-	-	-	*	*	*	*	-	-
Sugar cane	-	-	-	-	-	*	*	-	-
Other permanent	-	-	-	-	-	-	-	-	-

Table 1.7.13 Number of Holders, Inputs Applied Area and Quantity of Inputs used

Crop type	All Crop area	All Fertilizer		Natural		DAP		
		Hectare	Quintal	Holder	Hectare	Holder	Hectare	Quintal
All	11606	4666	242	21452	4499	195	*	*
Cereals	4518	315	209	2090	*	*	*	*
Teff	1467	*	*	*	*	-	-	-
Barley	799	*	-	*	*	-	-	-
Wheat	1293	*	*	*	*	*	*	*
Maize	*	201	*	1783	*	*	*	*
Sorghum	*	*	-	*	*	-	-	-
Finger millet	-	-	-	-	-	-	-	-
Oats / 'Aja'	*	*	-	*	*	-	-	-
Rice	-	-	-	-	-	-	-	-
Pulses	1269	38	*	1966	32	*	*	*
Horse / Faba beans	307	*	-	955	*	-	-	-
Field Peas	542	*	-	314	*	-	-	-
Haricot beans	117	14	*	766	9	*	*	*
Chick peas	*	-	-	-	-	-	-	-
Lentils	67	*	-	*	*	-	-	-
Vetch / Grass peas	-	-	-	-	-	-	-	-
Soya beans	33	*	*	*	*	-	-	-
Fenugreek	-	-	-	-	-	-	-	-
Gibto	-	-	-	-	-	-	-	-
Oilseeds	4	*	*	*	*	*	*	*
Neug	-	-	-	-	-	-	-	-
Linseed	2	*	-	*	*	-	-	-
Groundnuts	*	*	*	-	-	*	*	*
Safflower	-	-	-	-	-	-	-	-
Sesame	-	-	-	-	-	-	-	-
Rapeseed	*	-	-	-	-	-	-	-
Vegetables	141	124	-	8041	124	-	-	-
Lettuce	-	-	-	-	-	-	-	-
Head cabbage	-	-	-	-	-	-	-	-
Ethiopian cabbage	141	124	-	8041	124	-	-	-
Tomatoes	-	-	-	-	-	-	-	-
Green peppers	*	-	-	-	-	-	-	-
Red peppers	-	-	-	-	-	-	-	-
Swiss chard	-	-	-	-	-	-	-	-
Root crops	114	31	*	3819	30	-	-	-
Beetroot	-	-	-	-	-	-	-	-
Carrot	-	-	-	-	-	-	-	-
Onion	47	25	-	3078	25	-	-	-
Potatoes	*	*	-	*	*	-	-	-
Garlic	3	*	-	328	*	-	-	-
Taro 'Godere'	*	*	-	193	*	-	-	-
Sweet potatoes	58	4	*	*	3	-	-	-
Other Temporary	504	103	*	3646	99	*	*	-
Permanent crops	5055	4053	-	21171	4051	-	-	-
Avocado	21	12	-	752	12	-	-	-
Bananas	75	38	-	1460	38	-	-	-
Guava	*	*	-	*	*	-	-	-
Lemons	8	*	-	272	*	-	-	-
Mangoes	*	*	-	*	*	-	-	-
Oranges	*	*	-	*	*	-	-	-
Papayas	52	26	-	1398	26	-	-	-
Pineapples	-	-	-	-	-	-	-	-
Chat	74	26	-	730	25	-	-	-
Coffee	1268	703	-	7406	703	-	-	-
Hops / 'Geshe'	*	*	-	*	*	-	-	-
Enset	3428	3167	-	20269	3165	-	-	-
Sugar cane	107	64	-	1915	64	-	-	-
Other permanent	*	*	-	213	*	-	-	-

Amaro Special Wereda

(Table 1.7.13 contd.)

Crop type	UREA			UREA + DAP			Indigenous seed		
	Holder	Hectare	Quintal	Holder	Hectare	Quintal	Holder	Hectare	Quintal
All	-	-	-	502	137	205	25153	11279	3071
Cereals	-	-	-	502	132	181	15180	4206	2303
Teff	-	-	-	*	*	*	3706	1467	488
Barley	-	-	-	-	-	-	8056	799	618
Wheat	-	-	-	*	*	*	5015	1134	1024
Maize	-	-	-	391	*	*	4671	*	*
Sorghum	-	-	-	-	-	-	801	*	*
Finger millet	-	-	-	-	-	-	-	-	-
Oats / 'Aja'	-	-	-	-	-	-	*	*	*
Rice	-	-	-	-	-	-	-	-	-
Pulses	-	-	-	*	*	*	13424	1265	766
Horse / Faba beans	-	-	-	-	-	-	7019	305	235
Field Peas	-	-	-	-	-	-	5172	542	396
Haricot beans	-	-	-	-	-	-	3784	115	50
Chick peas	-	-	-	-	-	-	*	*	*
Lentils	-	-	-	-	-	-	1547	67	24
Vetch / Grass peas	-	-	-	-	-	-	-	-	-
Soya beans	-	-	-	*	*	*	982	33	*
Fenugreek	-	-	-	-	-	-	-	-	-
Gibto	-	-	-	-	-	-	-	-	-
Oilseeds	-	-	-	-	-	-	301	4	1
Neug	-	-	-	-	-	-	-	-	-
Linseed	-	-	-	-	-	-	185	2	1
Groundnuts	-	-	-	-	-	-	*	*	*
Safflower	-	-	-	-	-	-	-	-	-
Sesame	-	-	-	-	-	-	-	-	-
Rapeseed	-	-	-	-	-	-	*	*	*
Vegetables	-	-	-	-	-	-	9672	141	*
Lettuce	-	-	-	-	-	-	-	-	-
Head cabbage	-	-	-	-	-	-	-	-	-
Ethiopian cabbage	-	-	-	-	-	-	9628	141	*
Tomatoes	-	-	-	-	-	-	-	-	-
Green peppers	-	-	-	-	-	-	*	*	-
Red peppers	-	-	-	-	-	-	-	-	-
Swiss chard	-	-	-	-	-	-	-	-	-
Root crops	-	-	-	*	*	*	8074	114	-
Beetroot	-	-	-	-	-	-	-	-	-
Carrot	-	-	-	-	-	-	-	-	-
Onion	-	-	-	-	-	-	5831	47	-
Potatoes	-	-	-	-	-	-	*	*	-
Garlic	-	-	-	-	-	-	789	3	-
Taro 'Godere'	-	-	-	-	-	-	316	*	-
Sweet potatoes	-	-	-	*	*	*	1671	57	-
Other Temporary	-	-	-	*	*	*	7707	504	-
Permanent crops	-	-	-	-	-	-	24245	5044	-
Avocado	-	-	-	-	-	-	1330	21	-
Bananas	-	-	-	-	-	-	2968	75	-
Guava	-	-	-	-	-	-	*	*	-
Lemons	-	-	-	-	-	-	685	8	-
Mangoes	-	-	-	-	-	-	*	*	-
Oranges	-	-	-	-	-	-	*	*	-
Papayas	-	-	-	-	-	-	2603	52	-
Pineapples	-	-	-	-	-	-	-	-	-
Chat	-	-	-	-	-	-	1848	74	-
Coffee	-	-	-	-	-	-	10382	1258	-
Hops / 'Gesho'	-	-	-	-	-	-	*	*	-
Enset	-	-	-	-	-	-	22531	3428	-
Sugar cane	-	-	-	-	-	-	3566	107	-
Other permanent	-	-	-	-	-	-	436	*	-

Amaro Special Wereda

(Table 1.7.13 Contd.)

Crop type	Improved seed			Pesticide		Irrigation		Extension package	
	Holder	Hectare	Quintal	Holder	Hectare	Holder	Hectare	Holder	Hectare
All	2327	327	245	*	*	7651	2329	1360	237
Cereals	1994	312	244	*	*	2433	292	971	187
Teff	-	-	-	-	-	*	*	*	*
Barley	-	-	-	-	-	*	*	*	*
Wheat	703	159	204	-	-	*	*	346	81
Maize	1291	154	40	*	*	1986	169	467	*
Sorghum	-	-	-	-	-	*	*	-	-
Finger millet	-	-	-	-	-	-	-	-	-
Oats / 'Aja'	-	-	-	-	-	-	-	-	-
Rice	-	-	-	-	-	-	-	-	-
Pulses	223	*	*	*	*	1627	45	*	*
Horse / Faba beans	*	*	-	-	-	*	*	-	-
Field Peas	*	*	*	-	-	-	-	-	-
Haricot beans	173	*	*	-	-	966	20	*	*
Chick peas	-	-	-	*	*	-	-	-	-
Lentils	-	-	-	-	-	-	-	-	-
Vetch / Grass peas	-	-	-	-	-	-	-	-	-
Soya beans	-	-	-	-	-	779	24	-	-
Fenugreek	-	-	-	-	-	-	-	-	-
Gibto	-	-	-	-	-	-	-	-	-
Oilseeds	-	-	-	-	-	*	*	*	*
Neug	-	-	-	-	-	-	-	-	-
Linseed	-	-	-	-	-	-	-	*	*
Groundnuts	-	-	-	-	-	*	*	-	-
Safflower	-	-	-	-	-	-	-	-	-
Sesame	-	-	-	-	-	-	-	-	-
Rapeseed	-	-	-	-	-	-	-	-	-
Vegetables	-	-	-	*	*	687	*	-	-
Lettuce	-	-	-	-	-	-	-	-	-
Head cabbage	-	-	-	-	-	-	-	-	-
Ethiopian cabbage	-	-	-	*	*	687	*	-	-
Tomatoes	-	-	-	-	-	-	-	-	-
Green peppers	-	-	-	-	-	-	-	-	-
Red peppers	-	-	-	-	-	-	-	-	-
Swiss chard	-	-	-	-	-	-	-	-	-
Root crops	*	*	-	-	-	1260	43	*	*
Beetroot	-	-	-	-	-	-	-	-	-
Carrot	-	-	-	-	-	-	-	-	-
Onion	-	-	-	-	-	*	*	-	-
Potatoes	-	-	-	-	-	-	-	-	-
Garlic	-	-	-	-	-	-	-	-	-
Taro 'Godere'	-	-	-	-	-	*	*	-	-
Sweet potatoes	*	*	-	-	-	1179	42	*	*
Other Temporary	-	-	-	-	-	4521	331	-	-
Permanent crops	-	-	-	*	*	7202	1606	557	47
Avocado	-	-	-	-	-	1170	18	-	-
Bananas	-	-	-	*	*	2521	66	-	-
Guava	-	-	-	-	-	*	*	-	-
Lemons	-	-	-	-	-	360	*	-	-
Mangoes	-	-	-	-	-	*	*	-	-
Oranges	-	-	-	-	-	*	*	-	-
Papayas	-	-	-	-	-	1912	*	-	-
Pineapples	-	-	-	-	-	-	-	-	-
Chat	-	-	-	-	-	1616	66	-	-
Coffee	*	*	-	-	-	6742	854	-	-
Hops / 'Gesho'	-	-	-	-	-	-	-	-	-
Enset	-	-	-	*	*	5937	445	-	-
Sugar cane	-	-	-	-	-	2331	86	-	-
Other permanent	-	-	-	-	-	*	*	-	-

Burji Special Wereda Table 1.7.14 Number of Holders, Inputs Applied Area and Quantity of Inputs used

Crop type	All Crop area	All Fertilizer		Natural		DAP		
		Hectare	Quintal	Holder	Hectare	Holder	Hectare	Quintal
All	4100	616	42	3728	550	141	36	*
Cereals	2454	134	42	850	70	141	36	*
Teff	513	*	*	*	*	-	-	-
Barley	143	7	*	151	6	*	*	*
Wheat	384	23	*	103	*	78	*	*
Maize	659	24	*	491	20	*	*	*
Sorghum	755	73	21	283	32	*	*	*
Finger millet	-	-	-	-	-	-	-	-
Oats / 'Aja'	-	-	-	-	-	-	-	-
Rice	-	-	-	-	-	-	-	-
Pulses	1020	26	-	381	23	-	-	-
Horse / Faba beans	4	*	-	74	*	-	-	-
Field Peas	57	*	-	*	*	-	-	-
Haricot beans	745	19	-	280	19	-	-	-
Chick peas	190	*	-	*	*	-	-	-
Lentils	11	-	-	-	-	-	-	-
Vetch / Grass peas	-	-	-	-	-	-	-	-
Soya beans	*	-	-	-	-	-	-	-
Fenugreek	8	-	-	-	-	-	-	-
Gibto	-	-	-	-	-	-	-	-
Oilseeds	11	*	-	*	*	-	-	-
Neug	-	-	-	-	-	-	-	-
Linseed	3	*	-	*	*	-	-	-
Groundnuts	-	-	-	-	-	-	-	-
Safflower	7	-	-	-	-	-	-	-
Sesame	*	-	-	-	-	-	-	-
Rapeseed	*	-	-	-	-	-	-	-
Vegetables	27	20	-	1630	20	-	-	-
Lettuce	-	-	-	-	-	-	-	-
Head cabbage	*	*	-	*	*	-	-	-
Ethiopian cabbage	24	19	-	1501	19	-	-	-
Tomatoes	2	*	-	126	*	-	-	-
Green peppers	1	*	-	75	*	-	-	-
Red peppers	*	-	-	-	-	-	-	-
Swiss chard	*	*	-	*	*	-	-	-
Root crops	27	9	-	657	9	-	-	-
Beetroot	*	*	-	*	*	-	-	-
Carrot	*	*	-	*	*	-	-	-
Onion	10	7	-	496	7	-	-	-
Potatoes	9	*	-	*	*	-	-	-
Garlic	*	-	-	-	-	-	-	-
Taro 'Godere'	1	*	-	55	*	-	-	-
Sweet potatoes	7	*	-	66	*	-	-	-
Other Temporary	27	13	-	731	13	-	-	-
Permanent crops	536	415	-	3378	415	-	-	-
Avocado	1	*	-	141	*	-	-	-
Bananas	11	2	-	473	2	-	-	-
Guava	10	1	-	221	1	-	-	-
Lemons	1	*	-	102	*	-	-	-
Mangoes	*	-	-	-	-	-	-	-
Oranges	*	*	-	60	*	-	-	-
Papayas	4	1	-	343	1	-	-	-
Pineapples	-	-	-	-	-	-	-	-
Chat	2	1	-	150	1	-	-	-
Coffee	84	47	-	1294	47	-	-	-
Hops / 'Geshe'	1	*	-	53	*	-	-	-
Enset	384	350	-	2755	350	-	-	-
Sugar cane	26	9	-	660	9	-	-	-
Other permanent	12	*	-	310	*	-	-	-

Burji Special Wereda

(Table 1.7.14 contd.)

Crop type	UREA			UREA + DAP			Indigenous seed		
	Holder	Hectare	Quintal	Holder	Hectare	Quintal	Holder	Hectare	Quintal
All	66	*	10	*	*	*	7628	4093	1498
Cereals	66	*	10	*	*	*	5916	2452	919
Teff	*	*	*	-	-	-	1628	513	177
Barley	*	*	*	-	-	-	1870	143	128
Wheat	-	-	-	-	-	-	2265	384	367
Maize	*	*	*	*	*	*	2444	657	180
Sorghum	*	*	*	*	*	*	2002	755	67
Finger millet	-	-	-	-	-	-	-	-	-
Oats / 'Aja'	-	-	-	-	-	-	-	-	-
Rice	-	-	-	-	-	-	-	-	-
Pulses	-	-	-	*	*	*	4064	1019	578
Horse / Faba beans	-	-	-	-	-	-	183	4	*
Field Peas	-	-	-	-	-	-	598	57	55
Haricot beans	-	-	-	-	-	-	3082	745	450
Chick peas	-	-	-	*	*	*	984	190	65
Lentils	-	-	-	-	-	-	89	11	2
Vetch / Grass peas	-	-	-	-	-	-	-	-	-
Soya beans	-	-	-	-	-	-	94	*	*
Fenugreek	-	-	-	-	-	-	136	8	2
Gibto	-	-	-	-	-	-	-	-	-
Oilseeds	-	-	-	-	-	-	305	11	1
Neug	-	-	-	-	-	-	-	-	-
Linseed	-	-	-	-	-	-	106	3	*
Groundnuts	-	-	-	-	-	-	-	-	-
Safflower	-	-	-	-	-	-	174	7	1
Sesame	-	-	-	-	-	-	*	*	*
Rapeseed	-	-	-	-	-	-	*	*	*
Vegetables	-	-	-	-	-	-	2406	27	-
Lettuce	-	-	-	-	-	-	-	-	-
Head cabbage	-	-	-	-	-	-	45	*	-
Ethiopian cabbage	-	-	-	-	-	-	1976	24	-
Tomatoes	-	-	-	-	-	-	352	2	-
Green peppers	-	-	-	-	-	-	216	1	-
Red peppers	-	-	-	-	-	-	*	*	-
Swiss chard	-	-	-	-	-	-	*	*	-
Root crops	-	-	-	-	-	-	1419	27	*
Beetroot	-	-	-	-	-	-	*	*	-
Carrot	-	-	-	-	-	-	*	*	-
Onion	-	-	-	-	-	-	751	10	*
Potatoes	-	-	-	-	-	-	295	9	-
Garlic	-	-	-	-	-	-	*	*	-
Taro 'Godere'	-	-	-	-	-	-	149	1	-
Sweet potatoes	-	-	-	-	-	-	297	7	-
Other Temporary	-	-	-	-	-	-	1523	27	-
Permanent crops	-	-	-	-	-	-	5740	532	-
Avocado	-	-	-	-	-	-	283	1	-
Bananas	-	-	-	-	-	-	1354	11	-
Guava	-	-	-	-	-	-	740	10	-
Lemons	-	-	-	-	-	-	198	1	-
Mangoes	-	-	-	-	-	-	*	*	-
Oranges	-	-	-	-	-	-	96	*	-
Papayas	-	-	-	-	-	-	1116	4	-
Pineapples	-	-	-	-	-	-	-	-	-
Chat	-	-	-	-	-	-	242	2	-
Coffee	-	-	-	-	-	-	2035	80	-
Hops / 'Geshe'	-	-	-	-	-	-	278	1	-
Enset	-	-	-	-	-	-	3259	384	-
Sugar cane	-	-	-	-	-	-	1546	26	-
Other permanent	-	-	-	-	-	-	1253	12	-

Burji Special Wereda

(Table 1.7.14 Contd.)

Crop type	Improved seed			Pesticide		Irrigation		Extension package	
	Holder	Hectare	Quintal	Holder	Hectare	Holder	Hectare	Holder	Hectare
All	379	7	*	80	14	352	23	155	17
Cereals	51	2	*	*	*	*	*	78	*
Teff	-	-	-	*	*	-	-	-	-
Barley	-	-	-	-	-	*	*	*	*
Wheat	-	-	-	-	-	*	*	*	*
Maize	51	*	*	*	*	-	-	*	*
Sorghum	*	*	*	-	-	*	*	*	*
Finger millet	-	-	-	-	-	-	-	-	-
Oats / 'Aja'	-	-	-	-	-	-	-	-	-
Rice	-	-	-	-	-	-	-	-	-
Pulses	45	*	*	*	*	*	*	*	*
Horse / Faba beans	-	-	-	-	-	-	-	-	-
Field Peas	-	-	-	-	-	*	*	-	-
Haricot beans	45	*	*	*	*	*	*	*	*
Chick peas	-	-	-	*	*	*	*	*	*
Lentils	-	-	-	-	-	*	*	-	-
Vetch / Grass peas	-	-	-	-	-	-	-	-	-
Soya beans	-	-	-	-	-	-	-	-	-
Fenugreek	*	*	-	-	-	-	-	-	-
Gibto	-	-	-	-	-	-	-	-	-
Oilseeds	-	-	-	-	-	-	-	-	-
Neug	-	-	-	-	-	-	-	-	-
Linseed	-	-	-	-	-	-	-	-	-
Groundnuts	-	-	-	-	-	-	-	-	-
Safflower	-	-	-	-	-	-	-	-	-
Sesame	-	-	-	-	-	-	-	-	-
Rapeseed	-	-	-	-	-	-	-	-	-
Vegetables	*	*	-	-	-	69	*	*	*
Lettuce	-	-	-	-	-	-	-	-	-
Head cabbage	*	*	-	-	-	-	-	-	-
Ethiopian cabbage	-	-	-	-	-	69	*	-	-
Tomatoes	-	-	-	-	-	-	-	*	*
Green peppers	-	-	-	-	-	-	-	-	-
Red peppers	-	-	-	-	-	-	-	-	-
Swiss chard	*	*	-	-	-	-	-	-	-
Root crops	*	*	-	-	-	63	*	-	-
Beetroot	*	*	-	-	-	-	-	-	-
Carrot	-	-	-	-	-	-	-	-	-
Onion	-	-	-	-	-	63	*	-	-
Potatoes	*	*	-	-	-	-	-	-	-
Garlic	-	-	-	-	-	-	-	-	-
Taro 'Godere'	-	-	-	-	-	-	-	-	-
Sweet potatoes	-	-	-	-	-	-	-	-	-
Other Temporary	-	-	-	-	-	78	*	-	-
Permanent crops	-	-	-	*	*	258	13	77	*
Avocado	-	-	-	-	-	-	-	-	-
Bananas	-	-	-	-	-	*	*	-	-
Guava	-	-	-	-	-	*	*	-	-
Lemons	-	-	-	-	-	*	*	-	-
Mangoes	-	-	-	-	-	-	-	-	-
Oranges	-	-	-	-	-	-	-	-	-
Papayas	-	-	-	-	-	*	*	-	-
Pineapples	-	-	-	-	-	-	-	-	-
Chat	-	-	-	-	-	*	*	-	-
Coffee	309	3	-	-	-	146	4	-	-
Hops / 'Geshe'	-	-	-	-	-	-	-	-	-
Enset	-	-	-	-	-	128	*	-	-
Sugar cane	-	-	-	-	-	87	*	-	-
Other permanent	-	-	-	*	*	*	*	-	-

Konso Special Wereda Table 1.7.15 Number of Holders, Inputs Applied Area and Quantity of Inputs used

Crop type	All Crop area	All Fertilizer		Natural		DAP		
		Hectare	Quintal	Holder	Hectare	Holder	Hectare	Quintal
All	18160	5470	-	15378	5454	-	-	-
Cereals	13145	3698	-	14810	3682	-	-	-
Teff	1674	181	-	1031	*	-	-	-
Barley	*	*	-	*	*	-	-	-
Wheat	*	-	-	-	-	-	-	-
Maize	3252	250	-	3381	250	-	-	-
Sorghum	8038	3267	-	13948	3267	-	-	-
Finger millet	*	-	-	-	-	-	-	-
Oats / 'Aja'	-	-	-	-	-	-	-	-
Rice	*	-	-	-	-	-	-	-
Pulses	2213	622	-	6901	622	-	-	-
Horse / Faba beans	*	-	-	-	-	-	-	-
Field Peas	460	295	-	2962	295	-	-	-
Haricot beans	1657	327	-	4813	327	-	-	-
Chick peas	*	-	-	-	-	-	-	-
Lentils	*	-	-	-	-	-	-	-
Vetch / Grass peas	-	-	-	-	-	-	-	-
Soya beans	-	-	-	-	-	-	-	-
Fenugreek	-	-	-	-	-	-	-	-
Gibto	-	-	-	-	-	-	-	-
Oilseeds	18	*	-	*	*	-	-	-
Neug	-	-	-	-	-	-	-	-
Linseed	*	-	-	-	-	-	-	-
Groundnuts	-	-	-	-	-	-	-	-
Safflower	14	*	-	*	*	-	-	-
Sesame	-	-	-	-	-	-	-	-
Rapeseed	*	*	-	*	*	-	-	-
Vegetables	*	*	-	*	*	-	-	-
Lettuce	-	-	-	-	-	-	-	-
Head cabbage	-	-	-	-	-	-	-	-
Ethiopian cabbage	*	*	-	*	*	-	-	-
Tomatoes	-	-	-	-	-	-	-	-
Green peppers	*	-	-	-	-	-	-	-
Red peppers	*	-	-	-	-	-	-	-
Swiss chard	-	-	-	-	-	-	-	-
Root crops	*	*	-	1090	*	-	-	-
Beetroot	-	-	-	-	-	-	-	-
Carrot	-	-	-	-	-	-	-	-
Onion	*	*	-	*	*	-	-	-
Potatoes	*	*	-	*	*	-	-	-
Garlic	-	-	-	-	-	-	-	-
Taro 'Godere'	*	*	-	*	*	-	-	-
Sweet potatoes	16	*	-	*	*	-	-	-
Other Temporary	792	315	-	5703	315	-	-	-
Permanent crops	1929	794	-	9379	794	-	-	-
Avocado	-	-	-	-	-	-	-	-
Bananas	61	*	-	1102	*	-	-	-
Guava	*	*	-	*	*	-	-	-
Lemons	*	*	-	*	*	-	-	-
Mangoes	*	*	-	*	*	-	-	-
Oranges	*	-	-	-	-	-	-	-
Papayas	*	1	-	567	1	-	-	-
Pineapples	-	-	-	-	-	-	-	-
Chat	57	*	-	765	*	-	-	-
Coffee	163	111	-	2846	111	-	-	-
Hops / 'Geshe'	*	*	-	*	*	-	-	-
Enset	*	*	-	*	*	-	-	-
Sugar cane	*	*	-	*	*	-	-	-
Other permanent	1480	583	-	6896	583	-	-	-

Konso Special Wereda

(Table 1.7.15 contd.)

Crop type	UREA			UREA + DAP			Indigenous seed		
	Holder	Hectare	Quintal	Holder	Hectare	Quintal	Holder	Hectare	Quintal
All	-	-	-	*	*	-	33011	18139	3129
Cereals	-	-	-	*	*	-	32072	13125	2530
Teff	-	-	-	*	*	-	5708	1674	704
Barley	-	-	-	-	-	-	*	*	*
Wheat	-	-	-	-	-	-	*	*	*
Maize	-	-	-	-	-	-	15692	3246	993
Sorghum	-	-	-	-	-	-	27996	8023	762
Finger millet	-	-	-	-	-	-	*	*	*
Oats / 'Aja'	-	-	-	-	-	-	*	*	*
Rice	-	-	-	-	-	-	*	*	*
Pulses	-	-	-	-	-	-	17614	2213	591
Horse / Faba beans	-	-	-	-	-	-	*	*	*
Field Peas	-	-	-	-	-	-	4079	460	*
Haricot beans	-	-	-	-	-	-	15252	1657	553
Chick peas	-	-	-	-	-	-	*	*	*
Lentils	-	-	-	-	-	-	*	*	*
Vetch / Grass peas	-	-	-	-	-	-	-	-	-
Soya beans	-	-	-	-	-	-	-	-	-
Fenugreek	-	-	-	-	-	-	-	-	-
Gibto	-	-	-	-	-	-	-	-	-
Oilseeds	-	-	-	-	-	-	963	18	5
Neug	-	-	-	-	-	-	*	*	*
Linseed	-	-	-	-	-	-	*	*	*
Groundnuts	-	-	-	-	-	-	-	-	-
Safflower	-	-	-	-	-	-	689	14	*
Sesame	-	-	-	-	-	-	-	-	-
Rapeseed	-	-	-	-	-	-	*	*	*
Vegetables	-	-	-	-	-	-	*	*	*
Lettuce	-	-	-	-	-	-	-	-	-
Head cabbage	-	-	-	-	-	-	-	-	-
Ethiopian cabbage	-	-	-	-	-	-	*	*	*
Tomatoes	-	-	-	-	-	-	-	-	-
Green peppers	-	-	-	-	-	-	*	*	*
Red peppers	-	-	-	-	-	-	*	*	*
Swiss chard	-	-	-	-	-	-	-	-	-
Root crops	-	-	-	-	-	-	2628	*	*
Beetroot	-	-	-	-	-	-	-	-	-
Carrot	-	-	-	-	-	-	-	-	-
Onion	-	-	-	-	-	-	598	*	*
Potatoes	-	-	-	-	-	-	*	*	*
Garlic	-	-	-	-	-	-	-	-	-
Taro 'Godere'	-	-	-	-	-	-	*	*	*
Sweet potatoes	-	-	-	-	-	-	1329	16	-
Other Temporary	-	-	-	-	-	-	9987	791	*
Permanent crops	-	-	-	-	-	-	19260	1929	-
Avocado	-	-	-	-	-	-	-	-	-
Bananas	-	-	-	-	-	-	3894	61	-
Guava	-	-	-	-	-	-	*	*	*
Lemons	-	-	-	-	-	-	648	*	*
Mangoes	-	-	-	-	-	-	410	*	*
Oranges	-	-	-	-	-	-	*	*	*
Papayas	-	-	-	-	-	-	4238	*	*
Pineapples	-	-	-	-	-	-	-	-	-
Chat	-	-	-	-	-	-	1239	57	-
Coffee	-	-	-	-	-	-	6030	163	-
Hops / 'Gesho'	-	-	-	-	-	-	1681	*	*
Enset	-	-	-	-	-	-	*	*	*
Sugar cane	-	-	-	-	-	-	*	*	*
Other permanent	-	-	-	-	-	-	11873	1480	-

Konso Special Wereda

(Table 1.7.15 Contd.)

Crop type	Improved seed			Pesticide		Irrigation		Extension package	
	Holder	Hectare	Quintal	Holder	Hectare	Holder	Hectare	Holder	Hectare
All	*	*	*	*	*	1165	*	583	*
Cereals	*	*	*	*	*	*	*	533	*
Teff	-	-	-	*	*	-	-	-	-
Barley	-	-	-	-	-	-	-	*	*
Wheat	-	-	-	-	-	-	-	-	-
Maize	*	*	*	*	*	*	*	*	*
Sorghum	*	*	*	-	-	*	*	420	*
Finger millet	-	-	-	-	-	-	-	-	-
Oats / 'Aja'	-	-	-	-	-	-	-	-	-
Rice	-	-	-	-	-	-	-	-	-
Pulses	-	-	-	-	-	*	*	305	*
Horse / Faba beans	-	-	-	-	-	-	-	-	-
Field Peas	-	-	-	-	-	-	-	*	*
Haricot beans	-	-	-	-	-	*	*	*	*
Chick peas	-	-	-	-	-	-	-	-	-
Lentils	-	-	-	-	-	-	-	-	-
Vetch / Grass peas	-	-	-	-	-	-	-	-	-
Soya beans	-	-	-	-	-	-	-	-	-
Fenugreek	-	-	-	-	-	-	-	-	-
Gibto	-	-	-	-	-	-	-	-	-
Oilseeds	-	-	-	-	-	-	-	-	-
Neug	-	-	-	-	-	-	-	-	-
Linseed	-	-	-	-	-	-	-	-	-
Groundnuts	-	-	-	-	-	-	-	-	-
Safflower	-	-	-	-	-	-	-	-	-
Sesame	-	-	-	-	-	-	-	-	-
Rapeseed	-	-	-	-	-	-	-	-	-
Vegetables	-	-	-	-	-	*	*	-	-
Lettuce	-	-	-	-	-	-	-	-	-
Head cabbage	-	-	-	-	-	-	-	-	-
Ethiopian cabbage	-	-	-	-	-	*	*	-	-
Tomatoes	-	-	-	-	-	-	-	-	-
Green peppers	-	-	-	-	-	-	-	-	-
Red peppers	-	-	-	-	-	-	-	-	-
Swiss chard	-	-	-	-	-	-	-	-	-
Root crops	-	-	-	-	-	*	*	*	*
Beetroot	-	-	-	-	-	-	-	-	-
Carrot	-	-	-	-	-	-	-	-	-
Onion	-	-	-	-	-	-	-	-	-
Potatoes	-	-	-	-	-	-	-	-	-
Garlic	-	-	-	-	-	-	-	-	-
Taro 'Godere'	-	-	-	-	-	-	-	-	-
Sweet potatoes	-	-	-	-	-	*	*	*	*
Other Temporary	-	-	-	*	*	*	*	*	*
Permanent crops	-	-	-	*	*	*	*	-	-
Avocado	-	-	-	-	-	-	-	-	-
Bananas	-	-	-	-	-	*	*	-	-
Guava	-	-	-	-	-	-	-	-	-
Lemons	-	-	-	-	-	-	-	-	-
Mangoes	-	-	-	-	-	*	*	-	-
Oranges	-	-	-	-	-	-	-	-	-
Papayas	-	-	-	-	-	*	*	-	-
Pineapples	-	-	-	-	-	-	-	-	-
Chat	-	-	-	-	-	-	-	-	-
Coffee	-	-	-	*	*	*	*	-	-
Hops / 'Geshe'	-	-	-	-	-	-	-	-	-
Enset	-	-	-	-	-	-	-	-	-
Sugar cane	-	-	-	-	-	*	*	-	-
Other permanent	-	-	-	*	*	-	-	-	-

Table 1.7.16 Number of Holders, Inputs Applied Area and Quantity of Inputs used

Crop type	All Crop area	All Fertilizer		Natural		DAP		
		Hectare	Quintal	Holder	Hectare	Holder	Hectare	Quintal
All	15568	492	*	4273	385	*	*	*
Cereals	12732	232	*	1019	*	*	*	*
Teff	1494	*	*	*	*	*	*	*
Barley	378	*	-	*	*	-	-	-
Wheat	174	-	-	-	-	-	-	-
Maize	3173	*	*	828	*	-	-	-
Sorghum	7513	*	-	*	*	-	-	-
Finger millet	-	-	-	-	-	-	-	-
Oats / 'Aja'	-	-	-	-	-	-	-	-
Rice	-	-	-	-	-	-	-	-
Pulses	1396	*	-	605	*	-	-	-
Horse / Faba beans	25	*	-	*	*	-	-	-
Field Peas	101	*	-	*	*	-	-	-
Haricot beans	1004	*	-	605	*	-	-	-
Chick peas	235	-	-	-	-	-	-	-
Lentils	*	-	-	-	-	-	-	-
Vetch / Grass peas	-	-	-	-	-	-	-	-
Soya beans	-	-	-	-	-	-	-	-
Fenugreek	-	-	-	-	-	-	-	-
Gibto	-	-	-	-	-	-	-	-
Oilseeds	*	-	-	-	-	-	-	-
Neug	-	-	-	-	-	-	-	-
Linseed	*	-	-	-	-	-	-	-
Groundnuts	-	-	-	-	-	-	-	-
Safflower	*	-	-	-	-	-	-	-
Sesame	-	-	-	-	-	-	-	-
Rapeseed	*	-	-	-	-	-	-	-
Vegetables	179	21	-	1880	21	-	-	-
Lettuce	-	-	-	-	-	-	-	-
Head cabbage	*	-	-	-	-	-	-	-
Ethiopian cabbage	178	21	-	1880	21	-	-	-
Tomatoes	-	-	-	-	-	-	-	-
Green peppers	*	*	-	*	*	-	-	-
Red peppers	*	-	-	-	-	-	-	-
Swiss chard	-	-	-	-	-	-	-	-
Root crops	98	6	-	*	6	-	-	-
Beetroot	-	-	-	-	-	-	-	-
Carrot	-	-	-	-	-	-	-	-
Onion	46	*	-	*	*	-	-	-
Potatoes	*	-	-	-	-	-	-	-
Garlic	*	*	-	*	*	-	-	-
Taro 'Godere'	2	*	-	*	*	-	-	-
Sweet potatoes	41	*	-	*	*	-	-	-
Other Temporary	379	9	-	396	9	-	-	-
Permanent crops	773	188	-	3569	188	-	-	-
Avocado	*	-	-	-	-	-	-	-
Bananas	86	*	-	204	*	-	-	-
Guava	*	-	-	-	-	-	-	-
Lemons	*	*	-	*	*	-	-	-
Mangoes	*	-	-	-	-	-	-	-
Oranges	-	-	-	-	-	-	-	-
Papayas	*	*	-	*	*	-	-	-
Pineapples	-	-	-	-	-	-	-	-
Chat	*	*	-	257	*	-	-	-
Coffee	157	35	-	1779	35	-	-	-
Hops / 'Gesho'	31	*	-	*	*	-	-	-
Enset	286	142	-	3111	142	-	-	-
Sugar cane	15	*	-	*	*	-	-	-
Other permanent	*	*	-	*	*	-	-	-

Dirashe Special Werda (Table 1.7.16 contd.)

Crop type	UREA			UREA + DAP			Indigenous seed		
	Holder	Hectare	Quintal	Holder	Hectare	Quintal	Holder	Hectare	Quintal
All	*	*	*	-	-	-	21471	15487	2013
Cereals	*	*	*	-	-	-	19939	12671	1564
Teff	-	-	-	-	-	-	5258	1494	435
Barley	-	-	-	-	-	-	3855	378	178
Wheat	-	-	-	-	-	-	1755	174	78
Maize	*	*	*	-	-	-	13522	3112	559
Sorghum	-	-	-	-	-	-	14604	7513	314
Finger millet	-	-	-	-	-	-	-	-	-
Oats / 'Aja'	-	-	-	-	-	-	-	-	-
Rice	-	-	-	-	-	-	-	-	-
Pulses	-	-	-	-	-	-	10180	1378	444
Horse / Faba beans	-	-	-	-	-	-	1026	25	15
Field Peas	-	-	-	-	-	-	1212	101	*
Haricot beans	-	-	-	-	-	-	8858	986	348
Chick peas	-	-	-	-	-	-	1242	234	44
Lentils	-	-	-	-	-	-	435	*	*
Vetch / Grass peas	-	-	-	-	-	-	-	-	-
Soya beans	-	-	-	-	-	-	-	-	-
Fenugreek	-	-	-	-	-	-	-	-	-
Gibto	-	-	-	-	-	-	-	-	-
Oilseeds	-	-	-	-	-	-	492	*	*
Neug	-	-	-	-	-	-	-	-	-
Linseed	-	-	-	-	-	-	*	*	*
Groundnuts	-	-	-	-	-	-	-	-	-
Safflower	-	-	-	-	-	-	*	*	*
Sesame	-	-	-	-	-	-	-	-	-
Rapeseed	-	-	-	-	-	-	*	*	*
Vegetables	-	-	-	-	-	-	5984	179	-
Lettuce	-	-	-	-	-	-	-	-	-
Head cabbage	-	-	-	-	-	-	*	*	-
Ethiopian cabbage	-	-	-	-	-	-	5912	178	-
Tomatoes	-	-	-	-	-	-	-	-	-
Green peppers	-	-	-	-	-	-	*	*	-
Red peppers	-	-	-	-	-	-	*	*	-
Swiss chard	-	-	-	-	-	-	-	-	-
Root crops	-	-	-	-	-	-	3728	98	-
Beetroot	-	-	-	-	-	-	-	-	-
Carrot	-	-	-	-	-	-	-	-	-
Onion	-	-	-	-	-	-	1807	46	-
Potatoes	-	-	-	-	-	-	294	*	-
Garlic	-	-	-	-	-	-	*	*	-
Taro 'Godere'	-	-	-	-	-	-	413	2	-
Sweet potatoes	-	-	-	-	-	-	1750	41	-
Other Temporary	-	-	-	-	-	-	5348	379	2
Permanent crops	-	-	-	-	-	-	14928	772	-
Avocado	-	-	-	-	-	-	*	*	-
Bananas	-	-	-	-	-	-	2479	86	-
Guava	-	-	-	-	-	-	*	*	-
Lemons	-	-	-	-	-	-	1050	*	-
Mangoes	-	-	-	-	-	-	*	*	-
Oranges	-	-	-	-	-	-	-	-	-
Papayas	-	-	-	-	-	-	1551	*	-
Pineapples	-	-	-	-	-	-	-	-	-
Chat	-	-	-	-	-	-	1284	*	-
Coffee	-	-	-	-	-	-	7798	157	-
Hops / 'Geshe'	-	-	-	-	-	-	2581	30	-
Enset	-	-	-	-	-	-	8513	286	-
Sugar cane	-	-	-	-	-	-	1240	15	-
Other permanent	-	-	-	-	-	-	773	*	-

Dirashe Special Werda

(Table 1.7.16 Contd.)

Crop type	Improved seed			Pesticide		Irrigation		Extension package	
	Holder	Hectare	Quintal	Holder	Hectare	Holder	Hectare	Holder	Hectare
All	402	*	*	627	*	387	*	383	*
Cereals	*	*	*	517	*	322	*	277	*
Teff	-	-	-	*	*	*	*	*	*
Barley	-	-	-	*	*	-	-	*	*
Wheat	-	-	-	-	-	-	-	-	-
Maize	*	*	*	*	*	224	*	*	*
Sorghum	-	-	-	135	*	*	*	*	*
Finger millet	-	-	-	-	-	-	-	-	-
Oats / 'Aja'	-	-	-	-	-	-	-	-	-
Rice	-	-	-	-	-	-	-	-	-
Pulses	*	*	-	*	*	*	*	*	*
Horse / Faba beans	-	-	-	-	-	-	-	-	-
Field Peas	-	-	-	-	-	-	-	-	-
Haricot beans	*	*	-	*	*	*	*	*	*
Chick peas	-	-	-	-	-	-	-	-	-
Lentils	-	-	-	-	-	-	-	-	-
Vetch / Grass peas	-	-	-	-	-	-	-	-	-
Soya beans	-	-	-	-	-	-	-	-	-
Fenugreek	-	-	-	-	-	-	-	-	-
Gibto	-	-	-	-	-	-	-	-	-
Oilseeds	-	-	-	-	-	-	-	-	-
Neug	-	-	-	-	-	-	-	-	-
Linseed	-	-	-	-	-	-	-	-	-
Groundnuts	-	-	-	-	-	-	-	-	-
Safflower	-	-	-	-	-	-	-	-	-
Sesame	-	-	-	-	-	-	-	-	-
Rapeseed	-	-	-	-	-	-	-	-	-
Vegetables	-	-	-	-	-	-	-	-	-
Lettuce	-	-	-	-	-	-	-	-	-
Head cabbage	-	-	-	-	-	-	-	-	-
Ethiopian cabbage	-	-	-	-	-	-	-	-	-
Tomatoes	-	-	-	-	-	-	-	-	-
Green peppers	-	-	-	-	-	-	-	-	-
Red peppers	-	-	-	-	-	-	-	-	-
Swiss chard	-	-	-	-	-	-	-	-	-
Root crops	-	-	-	*	*	*	*	*	*
Beetroot	-	-	-	-	-	-	-	-	-
Carrot	-	-	-	-	-	-	-	-	-
Onion	-	-	-	*	*	*	*	-	-
Potatoes	-	-	-	-	-	-	-	-	-
Garlic	-	-	-	-	-	-	-	-	-
Taro 'Godere'	-	-	-	-	-	-	-	-	-
Sweet potatoes	-	-	-	-	-	*	*	*	*
Other Temporary	-	-	-	-	-	-	-	-	-
Permanent crops	-	-	-	*	*	*	*	*	*
Avocado	-	-	-	-	-	-	-	-	-
Bananas	-	-	-	-	-	*	*	-	-
Guava	-	-	-	-	-	-	-	-	-
Lemons	-	-	-	-	-	-	-	-	-
Mangoes	-	-	-	-	-	-	-	-	-
Oranges	-	-	-	-	-	-	-	-	-
Papayas	-	-	-	-	-	*	*	-	-
Pineapples	-	-	-	-	-	-	-	-	-
Chat	-	-	-	*	*	-	-	-	-
Coffee	-	-	-	-	-	-	-	-	-
Hops / 'Geshe'	-	-	-	-	-	-	-	-	-
Enset	-	-	-	-	-	-	-	-	-
Sugar cane	-	-	-	-	-	-	-	-	-
Other permanent	-	-	-	-	-	-	-	-	-

Dawuro zone

Table 1.7.17 Number of Holders, Inputs Applied Area and Quantity of Inputs used

Crop type	All Crop area	All Fertilizer		Natural		DAP		
		Hectare	Quintal	Holder	Hectare	Holder	Hectare	Quintal
All	46269	11380	*	65984	11316	*	*	*
Cereals	24490	1281	*	6512	1226	-	-	-
Teff	13788	*	*	1706	*	-	-	-
Barley	669	*	-	*	*	-	-	-
Wheat	1994	*	-	*	*	-	-	-
Maize	4963	442	*	3685	393	-	-	-
Sorghum	3000	66	-	1659	66	-	-	-
Finger millet	-	-	-	-	-	-	-	-
Oats / 'Aja'	*	*	-	*	*	-	-	-
Rice	-	-	-	-	-	-	-	-
Pulses	8412	642	*	6180	634	*	*	*
Horse / Faba beans	3463	208	-	2337	208	-	-	-
Field Peas	3484	*	-	*	*	-	-	-
Haricot beans	1342	*	*	3369	*	*	*	*
Chick peas	32	-	-	-	-	-	-	-
Lentils	90	*	-	*	*	-	-	-
Vetch / Grass peas	-	-	-	-	-	-	-	-
Soya beans	-	-	-	-	-	-	-	-
Fenugreek	*	*	-	*	*	-	-	-
Gibto	-	-	-	-	-	-	-	-
Oilseeds	178	*	-	461	*	-	-	-
Neug	*	-	-	-	-	-	-	-
Linseed	64	*	-	*	*	-	-	-
Groundnuts	*	*	-	*	*	-	-	-
Safflower	-	-	-	-	-	-	-	-
Sesame	*	-	-	-	-	-	-	-
Rapeseed	-	-	-	-	-	-	-	-
Vegetables	368	244	-	30575	244	-	-	-
Lettuce	-	-	-	-	-	-	-	-
Head cabbage	-	-	-	-	-	-	-	-
Ethiopian cabbage	267	232	-	29619	232	-	-	-
Tomatoes	*	-	-	-	-	-	-	-
Green peppers	2	2	-	1419	2	-	-	-
Red peppers	*	*	-	1019	*	-	-	-
Swiss chard	-	-	-	-	-	-	-	-
Root crops	3685	1266	-	33629	1265	-	-	-
Beetroot	-	-	-	-	-	-	-	-
Carrot	-	-	-	-	-	-	-	-
Onion	*	*	-	2085	*	-	-	-
Potatoes	25	*	-	1318	*	-	-	-
Garlic	5	*	-	848	*	-	-	-
Taro 'Godere'	3281	1182	-	31630	1182	-	-	-
Sweet potatoes	360	56	-	2882	55	-	-	-
Other Temporary	471	178	-	11512	178	-	-	-
Permanent crops	8665	7756	-	63627	7756	-	-	-
Avocado	11	7	-	1920	7	-	-	-
Bananas	268	95	-	10234	95	-	-	-
Guava	*	*	-	*	*	-	-	-
Lemons	1	-	-	-	-	-	-	-
Mangoes	*	*	-	*	*	-	-	-
Oranges	9	*	-	909	*	-	-	-
Papayas	85	75	-	7344	75	-	-	-
Pineapples	-	-	-	-	-	-	-	-
Chat	5	*	-	*	*	-	-	-
Coffee	715	501	-	19558	501	-	-	-
Hops / 'Geshe'	*	*	-	2063	*	-	-	-
Enset	7395	6962	-	62998	6962	-	-	-
Sugar cane	72	45	-	7455	45	-	-	-
Other permanent	7	*	-	911	*	-	-	-

Dawuro zone

(Table 1.7.17 contd.)

Crop type	UREA			UREA + DAP			Indigenous seed		
	Holder	Hectare	Quintal	Holder	Hectare	Quintal	Holder	Hectare	Quintal
All	*	*	*	-	-	-	73835	46164	14844
Cereals	*	*	*	-	-	-	52632	24421	7868
Teff	*	*	*	-	-	-	36591	13788	3485
Barley	-	-	-	-	-	-	6460	669	623
Wheat	-	-	-	-	-	-	9663	1994	1628
Maize	*	*	*	-	-	-	18147	4894	1498
Sorghum	-	-	-	-	-	-	18946	3000	586
Finger millet	-	-	-	-	-	-	-	-	-
Oats / 'Aja'	-	-	-	-	-	-	1416	*	*
Rice	-	-	-	-	-	-	-	-	-
Pulses	-	-	-	-	-	-	38459	8389	6938
Horse / Faba beans	-	-	-	-	-	-	20953	3463	3206
Field Peas	-	-	-	-	-	-	12341	3484	2948
Haricot beans	-	-	-	-	-	-	15056	1319	729
Chick peas	-	-	-	-	-	-	926	32	*
Lentils	-	-	-	-	-	-	1395	90	*
Vetch / Grass peas	-	-	-	-	-	-	-	-	-
Soya beans	-	-	-	-	-	-	-	-	-
Fenugreek	-	-	-	-	-	-	*	*	*
Gibto	-	-	-	-	-	-	-	-	-
Oilseeds	-	-	-	-	-	-	6155	178	38
Neug	-	-	-	-	-	-	*	*	*
Linseed	-	-	-	-	-	-	4165	64	10
Groundnuts	-	-	-	-	-	-	1695	*	*
Safflower	-	-	-	-	-	-	-	-	-
Sesame	-	-	-	-	-	-	*	*	*
Rapeseed	-	-	-	-	-	-	-	-	-
Vegetables	-	-	-	-	-	-	34371	368	-
Lettuce	-	-	-	-	-	-	-	-	-
Head cabbage	-	-	-	-	-	-	-	-	-
Ethiopian cabbage	-	-	-	-	-	-	32517	267	-
Tomatoes	-	-	-	-	-	-	*	*	-
Green peppers	-	-	-	-	-	-	1601	2	-
Red peppers	-	-	-	-	-	-	2004	*	-
Swiss chard	-	-	-	-	-	-	-	-	-
Root crops	*	*	-	-	-	-	55286	3685	-
Beetroot	-	-	-	-	-	-	-	-	-
Carrot	-	-	-	-	-	-	-	-	-
Onion	-	-	-	-	-	-	2283	*	-
Potatoes	-	-	-	-	-	-	2310	25	-
Garlic	-	-	-	-	-	-	1299	5	-
Taro 'Godere'	-	-	-	-	-	-	51975	3281	-
Sweet potatoes	*	*	-	-	-	-	11138	360	-
Other Temporary	-	-	-	-	-	-	19202	471	*
Permanent crops	-	-	-	-	-	-	71304	8652	-
Avocado	-	-	-	-	-	-	3353	11	-
Bananas	-	-	-	-	-	-	23658	268	-
Guava	-	-	-	-	-	-	*	*	-
Lemons	-	-	-	-	-	-	634	1	-
Mangoes	-	-	-	-	-	-	*	*	-
Oranges	-	-	-	-	-	-	2072	9	-
Papayas	-	-	-	-	-	-	10685	85	-
Pineapples	-	-	-	-	-	-	-	-	-
Chat	-	-	-	-	-	-	1051	5	-
Coffee	-	-	-	-	-	-	28438	713	-
Hops / 'Geshe'	-	-	-	-	-	-	5938	*	-
Enset	-	-	-	-	-	-	70088	7384	-
Sugar cane	-	-	-	-	-	-	10039	72	-
Other permanent	-	-	-	-	-	-	3283	7	-

Dawuro zone

(Table 1.7.17 Contd.)

Crop type	Improved seed			Pesticide		Irrigation		Extension package	
	Holder	Hectare	Quintal	Holder	Hectare	Holder	Hectare	Holder	Hectare
All	927	*	15	*	*	*	*	1608	476
Cereals	*	*	*	*	*	-	-	759	413
Teff	-	-	-	-	-	-	-	*	*
Barley	-	-	-	-	-	-	-	-	-
Wheat	-	-	-	-	-	-	-	-	-
Maize	*	*	*	*	*	-	-	598	*
Sorghum	-	-	-	-	-	-	-	*	*
Finger millet	-	-	-	-	-	-	-	-	-
Oats / 'Aja'	-	-	-	-	-	-	-	-	-
Rice	-	-	-	-	-	-	-	-	-
Pulses	*	*	*	-	-	-	-	*	*
Horse / Faba beans	-	-	-	-	-	-	-	-	-
Field Peas	-	-	-	-	-	-	-	-	-
Haricot beans	*	*	*	-	-	-	-	*	*
Chick peas	-	-	-	-	-	-	-	-	-
Lentils	-	-	-	-	-	-	-	-	-
Vetch / Grass peas	-	-	-	-	-	-	-	-	-
Soya beans	-	-	-	-	-	-	-	-	-
Fenugreek	-	-	-	-	-	-	-	-	-
Gibto	-	-	-	-	-	-	-	-	-
Oilseeds	-	-	-	-	-	-	-	*	*
Neug	-	-	-	-	-	-	-	-	-
Linseed	-	-	-	-	-	-	-	*	*
Groundnuts	-	-	-	-	-	-	-	-	-
Safflower	-	-	-	-	-	-	-	-	-
Sesame	-	-	-	-	-	-	-	-	-
Rapeseed	-	-	-	-	-	-	-	-	-
Vegetables	-	-	-	-	-	-	-	-	-
Lettuce	-	-	-	-	-	-	-	-	-
Head cabbage	-	-	-	-	-	-	-	-	-
Ethiopian cabbage	-	-	-	-	-	-	-	-	-
Tomatoes	-	-	-	-	-	-	-	-	-
Green peppers	-	-	-	-	-	-	-	-	-
Red peppers	-	-	-	-	-	-	-	-	-
Swiss chard	-	-	-	-	-	-	-	-	-
Root crops	-	-	-	*	*	-	-	-	-
Beetroot	-	-	-	-	-	-	-	-	-
Carrot	-	-	-	-	-	-	-	-	-
Onion	-	-	-	-	-	-	-	-	-
Potatoes	-	-	-	-	-	-	-	-	-
Garlic	-	-	-	-	-	-	-	-	-
Taro 'Godere'	-	-	-	*	*	-	-	-	-
Sweet potatoes	-	-	-	-	-	-	-	-	-
Other Temporary	-	-	-	-	-	-	-	-	-
Permanent crops	-	-	-	*	*	*	*	554	32
Avocado	-	-	-	-	-	-	-	-	-
Bananas	-	-	-	-	-	*	*	-	-
Guava	-	-	-	-	-	-	-	-	-
Lemons	-	-	-	-	-	-	-	-	-
Mangoes	-	-	-	-	-	-	-	-	-
Oranges	-	-	-	-	-	-	-	-	-
Papayas	-	-	-	-	-	-	-	-	-
Pineapples	-	-	-	-	-	-	-	-	-
Chat	-	-	-	-	-	-	-	-	-
Coffee	-	-	-	-	-	-	-	-	-
Hops / 'Geshe'	-	-	-	-	-	-	-	-	-
Enset	-	-	-	*	*	-	-	-	-
Sugar cane	-	-	-	-	-	-	-	-	-
Other permanent	-	-	-	-	-	-	-	-	-

Basketo Special Wereda Table 1.7.18 Number of Holders, Inputs Applied Area and Quantity of Inputs used

Crop type	All Crop area	All Fertilizer		Natural		DAP		
		Hectare	Quintal	Holder	Hectare	Holder	Hectare	Quintal
All	5317	928	257	6107	725	*	*	*
Cereals	3237	250	244	1046	48	*	*	*
Teff	1608	23	*	*	*	*	*	*
Barley	300	*	*	*	*	*	*	*
Wheat	*	-	-	-	-	-	-	-
Maize	817	203	235	806	19	*	*	*
Sorghum	508	16	*	322	14	-	-	-
Finger millet	*	*	-	*	*	-	-	-
Oats / 'Aja'	-	-	-	-	-	-	-	-
Rice	-	-	-	-	-	-	-	-
Pulses	235	7	*	494	7	-	-	-
Horse / Faba beans	8	*	-	*	*	-	-	-
Field Peas	67	*	-	71	*	-	-	-
Haricot beans	159	3	*	409	3	-	-	-
Chick peas	*	-	-	-	-	-	-	-
Lentils	-	-	-	-	-	-	-	-
Vetch / Grass peas	-	-	-	-	-	-	-	-
Soya beans	-	-	-	-	-	-	-	-
Fenugreek	*	-	-	-	-	-	-	-
Gibto	*	*	-	*	*	-	-	-
Oilseeds	7	-	-	-	-	-	-	-
Neug	-	-	-	-	-	-	-	-
Linseed	*	-	-	-	-	-	-	-
Groundnuts	*	-	-	-	-	-	-	-
Safflower	2	-	-	-	-	-	-	-
Sesame	-	-	-	-	-	-	-	-
Rapeseed	-	-	-	-	-	-	-	-
Vegetables	9	3	-	486	3	-	-	-
Lettuce	-	-	-	-	-	-	-	-
Head cabbage	-	-	-	-	-	-	-	-
Ethiopian cabbage	8	2	-	418	2	-	-	-
Tomatoes	-	-	-	-	-	-	-	-
Green peppers	1	*	-	*	*	-	-	-
Red peppers	*	*	-	*	*	-	-	-
Swiss chard	-	-	-	-	-	-	-	-
Root crops	295	20	*	1665	20	-	-	-
Beetroot	*	-	-	-	-	-	-	-
Carrot	-	-	-	-	-	-	-	-
Onion	2	1	-	286	1	-	-	-
Potatoes	22	3	-	300	3	-	-	-
Garlic	*	-	-	-	-	-	-	-
Taro 'Godere'	99	8	-	968	8	-	-	-
Sweet potatoes	172	9	*	498	9	-	-	-
Other Temporary	250	23	-	1815	23	-	-	-
Permanent crops	1284	625	-	5935	624	-	-	-
Avocado	2	*	-	*	*	-	-	-
Bananas	75	25	-	1940	25	-	-	-
Guava	*	*	-	*	*	-	-	-
Lemons	*	*	-	*	*	-	-	-
Mangoes	6	*	-	256	*	-	-	-
Oranges	*	*	-	*	*	-	-	-
Papayas	4	1	-	150	1	-	-	-
Pineapples	*	-	-	-	-	-	-	-
Chat	*	*	-	*	*	-	-	-
Coffee	378	137	-	4323	136	-	-	-
Hops / 'Gesho'	10	3	-	317	2	-	-	-
Enset	739	438	-	5713	438	-	-	-
Sugar cane	66	20	-	1355	20	-	-	-
Other permanent	1	*	-	*	*	-	-	-

Basketo Special Wereda

(Table 1.7.18contd.)

Crop type	UREA			UREA + DAP			Indigenous seed		
	Holder	Hectare	Quintal	Holder	Hectare	Quintal	Holder	Hectare	Quintal
All	*	*	*	923	175	228	9508	5113	1397
Cereals	*	*	*	908	174	216	8755	3036	1306
Teff	-	-	-	*	*	-	6111	1608	714
Barley	-	-	-	-	-	-	1726	300	335
Wheat	-	-	-	-	-	-	*	*	*
Maize	*	*	*	878	168	216	5482	616	176
Sorghum	-	-	-	*	*	*	4465	508	79
Finger millet	-	-	-	-	-	-	*	*	*
Oats / 'Aja'	-	-	-	-	-	-	-	-	-
Rice	-	-	-	-	-	-	-	-	-
Pulses	-	-	-	*	*	*	5296	233	88
Horse / Faba beans	-	-	-	-	-	-	478	8	4
Field Peas	-	-	-	-	-	-	1909	67	29
Haricot beans	-	-	-	*	*	*	4452	157	55
Chick peas	-	-	-	-	-	-	*	*	-
Lentils	-	-	-	-	-	-	-	-	-
Vetch / Grass peas	-	-	-	-	-	-	-	-	-
Soya beans	-	-	-	-	-	-	-	-	-
Fenugreek	-	-	-	-	-	-	*	*	*
Gibto	-	-	-	-	-	-	*	*	-
Oilseeds	-	-	-	-	-	-	428	7	2
Neug	-	-	-	-	-	-	-	-	-
Linseed	-	-	-	-	-	-	108	*	*
Groundnuts	-	-	-	-	-	-	132	*	*
Safflower	-	-	-	-	-	-	188	2	1
Sesame	-	-	-	-	-	-	-	-	-
Rapeseed	-	-	-	-	-	-	-	-	-
Vegetables	-	-	-	-	-	-	1469	9	-
Lettuce	-	-	-	-	-	-	-	-	-
Head cabbage	-	-	-	-	-	-	-	-	-
Ethiopian cabbage	-	-	-	-	-	-	1268	8	-
Tomatoes	-	-	-	-	-	-	-	-	-
Green peppers	-	-	-	-	-	-	249	1	-
Red peppers	-	-	-	-	-	-	*	*	-
Swiss chard	-	-	-	-	-	-	-	-	-
Root crops	-	-	-	*	*	*	7278	295	*
Beetroot	-	-	-	-	-	-	*	*	-
Carrot	-	-	-	-	-	-	-	-	-
Onion	-	-	-	-	-	-	1003	2	-
Potatoes	-	-	-	-	-	-	1487	22	-
Garlic	-	-	-	-	-	-	*	*	-
Taro 'Godere'	-	-	-	-	-	-	4939	99	*
Sweet potatoes	-	-	-	*	*	*	4990	172	-
Other Temporary	-	-	-	-	-	-	7396	250	*
Permanent crops	-	-	-	-	-	-	9477	1283	-
Avocado	-	-	-	-	-	-	187	1	-
Bananas	-	-	-	-	-	-	5170	75	-
Guava	-	-	-	-	-	-	*	*	-
Lemons	-	-	-	-	-	-	112	*	-
Mangoes	-	-	-	-	-	-	915	6	-
Oranges	-	-	-	-	-	-	*	*	-
Papayas	-	-	-	-	-	-	582	4	-
Pineapples	-	-	-	-	-	-	*	*	-
Chat	-	-	-	-	-	-	*	*	-
Coffee	-	-	-	-	-	-	8529	378	-
Hops / 'Geshe'	-	-	-	-	-	-	1127	10	-
Enset	-	-	-	-	-	-	9307	739	-
Sugar cane	-	-	-	-	-	-	3621	66	-
Other permanent	-	-	-	-	-	-	161	1	-

Crop type	Improved seed			Pesticide		Irrigation		Extension package	
	Holder	Hectare	Quintal	Holder	Hectare	Holder	Hectare	Holder	Hectare
All	1080	204	62	78	*	*	*	1154	223
Cereals	1067	201	62	*	*	*	*	1066	209
Teff	-	-	-	-	-	-	-	137	34
Barley	-	-	-	-	-	-	-	-	-
Wheat	-	-	-	-	-	-	-	-	-
Maize	1067	201	62	*	*	*	*	940	172
Sorghum	-	-	-	*	*	-	-	*	*
Finger millet	-	-	-	-	-	-	-	-	-
Oats / 'Aja'	-	-	-	-	-	-	-	-	-
Rice	-	-	-	-	-	-	-	-	-
Pulses	*	*	*	*	*	-	-	111	*
Horse / Faba beans	-	-	-	-	-	-	-	-	-
Field Peas	-	-	-	-	-	-	-	*	*
Haricot beans	*	*	*	*	*	-	-	94	*
Chick peas	-	-	-	-	-	-	-	-	-
Lentils	-	-	-	-	-	-	-	-	-
Vetch / Grass peas	-	-	-	-	-	-	-	-	-
Soya beans	-	-	-	-	-	-	-	-	-
Fenugreek	-	-	-	-	-	-	-	-	-
Gibto	-	-	-	-	-	-	-	-	-
Oilseeds	-	-	-	-	-	-	-	-	-
Neug	-	-	-	-	-	-	-	-	-
Linseed	-	-	-	-	-	-	-	-	-
Groundnuts	-	-	-	-	-	-	-	-	-
Safflower	-	-	-	-	-	-	-	-	-
Sesame	-	-	-	-	-	-	-	-	-
Rapeseed	-	-	-	-	-	-	-	-	-
Vegetables	-	-	-	-	-	-	-	-	-
Lettuce	-	-	-	-	-	-	-	-	-
Head cabbage	-	-	-	-	-	-	-	-	-
Ethiopian cabbage	-	-	-	-	-	-	-	-	-
Tomatoes	-	-	-	-	-	-	-	-	-
Green peppers	-	-	-	-	-	-	-	-	-
Red peppers	-	-	-	-	-	-	-	-	-
Swiss chard	-	-	-	-	-	-	-	-	-
Root crops	-	-	-	*	*	*	*	*	*
Beetroot	-	-	-	-	-	-	-	-	-
Carrot	-	-	-	-	-	-	-	-	-
Onion	-	-	-	-	-	-	-	*	*
Potatoes	-	-	-	-	-	-	-	-	-
Garlic	-	-	-	-	-	-	-	-	-
Taro 'Godere'	-	-	-	*	*	-	-	-	-
Sweet potatoes	-	-	-	-	-	*	*	*	*
Other Temporary	-	-	-	*	*	*	*	-	-
Permanent crops	-	-	-	*	*	*	*	210	11
Avocado	-	-	-	-	-	-	-	-	-
Bananas	-	-	-	-	-	-	-	-	-
Guava	-	-	-	-	-	-	-	-	-
Lemons	-	-	-	-	-	-	-	-	-
Mangoes	-	-	-	-	-	-	-	-	-
Oranges	-	-	-	-	-	-	-	-	-
Papayas	-	-	-	-	-	*	*	-	-
Pineapples	-	-	-	-	-	-	-	-	-
Chat	-	-	-	-	-	-	-	-	-
Coffee	*	*	-	-	-	*	*	-	-
Hops / 'Gesho'	-	-	-	-	-	-	-	-	-
Enset	-	-	-	*	*	*	*	-	-
Sugar cane	-	-	-	-	-	-	-	-	-
Other permanent	-	-	-	-	-	-	-	-	-

Konta Special Wereda Table 1.7.19 Number of Holders, Inputs Applied Area and Quantity of Inputs used

Crop type	All Crop area	All Fertilizer		Natural		DAP		
		Hectare	Quintal	Holder	Hectare	Holder	Hectare	Quintal
All	10676	2078	-	11880	2078	-	-	-
Cereals	5536	662	-	1719	662	-	-	-
Teff	3042	*	-	796	*	-	-	-
Barley	473	*	-	*	*	-	-	-
Wheat	197	*	-	*	*	-	-	-
Maize	557	*	-	920	*	-	-	-
Sorghum	1248	84	-	465	84	-	-	-
Finger millet	-	-	-	-	-	-	-	-
Oats / 'Aja'	*	-	-	-	-	-	-	-
Rice	-	-	-	-	-	-	-	-
Pulses	2135	206	-	1078	206	-	-	-
Horse / Faba beans	1471	*	-	573	*	-	-	-
Field Peas	465	*	-	*	*	-	-	-
Haricot beans	196	*	-	479	*	-	-	-
Chick peas	-	-	-	-	-	-	-	-
Lentils	3	*	-	*	*	-	-	-
Vetch / Grass peas	-	-	-	-	-	-	-	-
Soya beans	-	-	-	-	-	-	-	-
Fenugreek	*	-	-	-	-	-	-	-
Gibto	-	-	-	-	-	-	-	-
Oilseeds	5	-	-	-	-	-	-	-
Neug	*	-	-	-	-	-	-	-
Linseed	4	-	-	-	-	-	-	-
Groundnuts	-	-	-	-	-	-	-	-
Safflower	-	-	-	-	-	-	-	-
Sesame	*	-	-	-	-	-	-	-
Rapeseed	-	-	-	-	-	-	-	-
Vegetables	25	13	-	2244	13	-	-	-
Lettuce	-	-	-	-	-	-	-	-
Head cabbage	*	*	-	*	*	-	-	-
Ethiopian cabbage	16	10	-	1840	10	-	-	-
Tomatoes	-	-	-	-	-	-	-	-
Green peppers	5	*	-	289	*	-	-	-
Red peppers	4	1	-	410	1	-	-	-
Swiss chard	-	-	-	-	-	-	-	-
Root crops	1442	362	-	5849	362	-	-	-
Beetroot	*	-	-	-	-	-	-	-
Carrot	*	-	-	-	-	-	-	-
Onion	2	1	-	158	1	-	-	-
Potatoes	30	3	-	421	3	-	-	-
Garlic	*	*	-	105	*	-	-	-
Taro 'Godere'	1400	354	-	5394	354	-	-	-
Sweet potatoes	7	3	-	208	3	-	-	-
Other Temporary	140	25	-	1688	25	-	-	-
Permanent crops	1392	809	-	11655	809	-	-	-
Avocado	2	*	-	255	*	-	-	-
Bananas	120	34	-	2711	34	-	-	-
Guava	*	-	-	-	-	-	-	-
Lemons	1	*	-	*	*	-	-	-
Mangoes	1	*	-	146	*	-	-	-
Oranges	3	3	-	479	3	-	-	-
Papayas	16	10	-	2033	10	-	-	-
Pineapples	*	*	-	*	*	-	-	-
Chat	15	6	-	696	6	-	-	-
Coffee	167	78	-	3368	78	-	-	-
Hops / 'Geshe'	10	*	-	545	*	-	-	-
Enset	1037	664	-	11215	664	-	-	-
Sugar cane	18	9	-	1143	9	-	-	-
Other permanent	*	*	-	276	*	-	-	-

Konta Special Wereda

(Table 1.7.19contd.)

Crop type	UREA			UREA + DAP			Indigenous seed		
	Holder	Hectare	Quintal	Holder	Hectare	Quintal	Holder	Hectare	Quintal
All	-	-	-	-	-	-	15711	10667	4427
Cereals	-	-	-	-	-	-	12252	5536	2639
Teff	-	-	-	-	-	-	8889	3042	1291
Barley	-	-	-	-	-	-	2158	473	489
Wheat	-	-	-	-	-	-	1339	197	231
Maize	-	-	-	-	-	-	2775	557	184
Sorghum	-	-	-	-	-	-	4876	1248	431
Finger millet	-	-	-	-	-	-	-	-	-
Oats / 'Aja'	-	-	-	-	-	-	*	*	*
Rice	-	-	-	-	-	-	-	-	-
Pulses	-	-	-	-	-	-	8541	2135	1785
Horse / Faba beans	-	-	-	-	-	-	5599	1471	1386
Field Peas	-	-	-	-	-	-	2384	465	314
Haricot beans	-	-	-	-	-	-	3202	196	84
Chick peas	-	-	-	-	-	-	-	-	-
Lentils	-	-	-	-	-	-	228	3	2
Vetch / Grass peas	-	-	-	-	-	-	-	-	-
Soya beans	-	-	-	-	-	-	-	-	-
Fenugreek	-	-	-	-	-	-	*	*	*
Gibto	-	-	-	-	-	-	-	-	-
Oilseeds	-	-	-	-	-	-	272	5	2
Neug	-	-	-	-	-	-	105	*	*
Linseed	-	-	-	-	-	-	192	4	1
Groundnuts	-	-	-	-	-	-	-	-	-
Safflower	-	-	-	-	-	-	-	-	-
Sesame	-	-	-	-	-	-	*	*	*
Rapeseed	-	-	-	-	-	-	-	-	-
Vegetables	-	-	-	-	-	-	3550	25	-
Lettuce	-	-	-	-	-	-	-	-	-
Head cabbage	-	-	-	-	-	-	*	*	-
Ethiopian cabbage	-	-	-	-	-	-	2738	16	-
Tomatoes	-	-	-	-	-	-	-	-	-
Green peppers	-	-	-	-	-	-	671	5	-
Red peppers	-	-	-	-	-	-	654	4	-
Swiss chard	-	-	-	-	-	-	-	-	-
Root crops	-	-	-	-	-	-	12702	1441	*
Beetroot	-	-	-	-	-	-	*	*	-
Carrot	-	-	-	-	-	-	*	*	-
Onion	-	-	-	-	-	-	374	2	-
Potatoes	-	-	-	-	-	-	1207	30	-
Garlic	-	-	-	-	-	-	499	*	-
Taro 'Godere'	-	-	-	-	-	-	12396	1400	*
Sweet potatoes	-	-	-	-	-	-	496	7	-
Other Temporary	-	-	-	-	-	-	4146	140	*
Permanent crops	-	-	-	-	-	-	15060	1383	-
Avocado	-	-	-	-	-	-	569	2	-
Bananas	-	-	-	-	-	-	7386	120	-
Guava	-	-	-	-	-	-	*	*	-
Lemons	-	-	-	-	-	-	311	1	-
Mangoes	-	-	-	-	-	-	251	1	-
Oranges	-	-	-	-	-	-	714	3	-
Papayas	-	-	-	-	-	-	3159	16	-
Pineapples	-	-	-	-	-	-	*	*	-
Chat	-	-	-	-	-	-	1390	15	-
Coffee	-	-	-	-	-	-	5902	159	-
Hops / 'Geshe'	-	-	-	-	-	-	1038	10	-
Enset	-	-	-	-	-	-	14432	1037	-
Sugar cane	-	-	-	-	-	-	2260	18	-
Other permanent	-	-	-	-	-	-	496	*	-

Konta Special Wereda

(Table 1.7.19 Contd.)

Crop type	Improved seed			Pesticide		Irrigation		Extension package	
	Holder	Hectare	Quintal	Holder	Hectare	Holder	Hectare	Holder	Hectare
All	436	*	-	520	178	-	-	507	31
Cereals	-	-	-	491	178	-	-	*	*
Teff	-	-	-	434	167	-	-	*	*
Barley	-	-	-	-	-	-	-	-	-
Wheat	-	-	-	*	*	-	-	-	-
Maize	-	-	-	-	-	-	-	*	*
Sorghum	-	-	-	*	*	-	-	*	*
Finger millet	-	-	-	-	-	-	-	-	-
Oats / 'Aja'	-	-	-	-	-	-	-	-	-
Rice	-	-	-	-	-	-	-	*	*
Pulses	-	-	-	-	-	-	-	-	-
Horse / Faba beans	-	-	-	-	-	-	-	-	-
Field Peas	-	-	-	-	-	-	-	*	*
Haricot beans	-	-	-	-	-	-	-	-	-
Chick peas	-	-	-	-	-	-	-	-	-
Lentils	-	-	-	-	-	-	-	-	-
Vetch / Grass peas	-	-	-	-	-	-	-	-	-
Soya beans	-	-	-	-	-	-	-	-	-
Fenugreek	-	-	-	-	-	-	-	-	-
Gibto	-	-	-	-	-	-	-	-	-
Oilseeds	-	-	-	-	-	-	-	-	-
Neug	-	-	-	-	-	-	-	-	-
Linseed	-	-	-	-	-	-	-	-	-
Groundnuts	-	-	-	-	-	-	-	-	-
Safflower	-	-	-	-	-	-	-	-	-
Sesame	-	-	-	-	-	-	-	-	-
Rapeseed	-	-	-	-	-	-	-	-	-
Vegetables	*	*	-	-	-	-	-	*	*
Lettuce	-	-	-	-	-	-	-	-	-
Head cabbage	*	*	-	-	-	-	-	-	-
Ethiopian cabbage	-	-	-	-	-	-	-	-	-
Tomatoes	-	-	-	-	-	-	-	-	-
Green peppers	-	-	-	-	-	-	-	-	-
Red peppers	*	*	-	-	-	-	-	*	*
Swiss chard	-	-	-	-	-	-	-	-	-
Root crops	*	*	-	-	-	-	-	*	*
Beetroot	-	-	-	-	-	-	-	-	-
Carrot	-	-	-	-	-	-	-	-	-
Onion	*	*	-	-	-	-	-	-	-
Potatoes	-	-	-	-	-	-	-	*	*
Garlic	-	-	-	-	-	-	-	-	-
Taro 'Godere'	-	-	-	-	-	-	-	-	-
Sweet potatoes	-	-	-	-	-	-	-	-	-
Other Temporary	-	-	-	-	-	-	-	-	-
Permanent crops	-	-	-	*	*	-	-	370	*
Avocado	-	-	-	-	-	-	-	-	-
Bananas	-	-	-	-	-	-	-	-	-
Guava	-	-	-	-	-	-	-	-	-
Lemons	-	-	-	-	-	-	-	-	-
Mangoes	-	-	-	-	-	-	-	-	-
Oranges	-	-	-	-	-	-	-	-	-
Papayas	-	-	-	*	*	-	-	-	-
Pineapples	-	-	-	-	-	-	-	-	-
Chat	-	-	-	-	-	-	-	-	-
Coffee	*	*	-	-	-	-	-	-	-
Hops / 'Gesho'	-	-	-	-	-	-	-	-	-
Enset	-	-	-	-	-	-	-	-	-
Sugar cane	-	-	-	-	-	-	-	-	-
Other permanent	-	-	-	-	-	-	-	-	-

Silt zone
used

Table 1.7.20 Number of Holders, Inputs Applied Area and Quantity of Inputs

Crop type	All Crop area	All Fertilizer		Natural		DAP		
		Hectare	Quintal	Holder	Hectare	Holder	Hectare	Quintal
All	94550	63769	31291	117796	21630	78239	36319	26417
Cereals	73966	46435	22541	71327	11131	69936	30602	19570
Teff	12465	7468	2677	3393	601	16690	5058	1968
Barley	5978	4205	3228	18077	590	24470	3264	2923
Wheat	10683	8488	6455	3138	180	33983	7557	5818
Maize	29166	20673	7349	53303	7626	33023	11610	6459
Sorghum	13834	4441	2409	24460	1985	17177	2231	2024
Finger millet	1819	1143	415	2071	140	8052	874	370
Oats / 'Aja'	*	*	*	*	*	*	*	*
Rice	*	*	*	*	*	*	*	*
Pulses	5079	3150	2211	43889	1312	24681	1761	2022
Horse / Faba beans	1693	1247	540	32242	757	12581	461	494
Field Peas	1161	954	696	6494	198	7255	740	673
Haricot beans	1102	614	*	9725	196	5281	*	*
Chick peas	456	149	*	1550	*	*	*	*
Lentils	23	*	*	*	*	*	*	*
Vetch / Grass peas	*	73	*	1165	52	*	*	*
Soya beans	-	-	-	-	-	-	-	-
Fenugreek	*	*	*	2420	16	*	*	*
Gibto	*	*	*	*	*	*	*	*
Oilseeds	302	114	148	5687	54	3063	57	131
Neug	*	*	*	*	*	*	*	*
Linseed	167	44	33	1517	22	905	*	*
Groundnuts	*	*	*	*	*	*	*	*
Safflower	*	*	*	*	*	*	*	*
Sesame	-	-	-	-	-	-	-	-
Rapeseed	131	68	*	4043	31	1962	37	*
Vegetables	7030	6266	5316	96020	1695	27927	3569	3743
Lettuce	*	*	*	*	*	*	*	*
Head cabbage	19	19	*	2056	17	*	*	*
Ethiopian cabbage	1569	1487	170	94118	1430	4699	49	132
Tomatoes	16	13	*	3159	*	*	*	*
Green peppers	*	*	*	*	*	*	*	*
Red peppers	5412	4734	5128	6668	229	25524	3517	3605
Swiss chard	*	*	*	758	*	*	*	*
Root crops	201	187	*	14777	54	*	*	*
Beetroot	*	*	*	2478	*	*	*	*
Carrot	1	*	*	965	*	*	*	*
Onion	*	*	*	4037	16	*	*	*
Potatoes	*	*	*	3260	15	*	*	*
Garlic	11	10	*	3683	10	*	*	*
Taro 'Godere'	*	*	*	*	*	*	*	*
Sweet potatoes	6	5	*	2247	5	*	*	*
Other Temporary	846	752	610	37601	576	3967	159	553
Permanent crops	7127	6866	-	92588	6809	-	-	-
Avocado	13	11	-	5863	11	-	-	-
Bananas	93	87	-	22682	85	-	-	-
Guava	*	*	-	*	*	-	-	-
Lemons	3	3	-	1660	3	-	-	-
Mangoes	*	*	-	*	*	-	-	-
Oranges	*	*	-	6091	*	-	-	-
Papayas	8	8	-	4838	8	-	-	-
Pineapples	-	-	-	-	-	-	-	-
Chat	1941	1800	-	64473	1791	-	-	-
Coffee	316	309	-	34611	305	-	-	-
Hops / 'Geshe'	*	*	-	*	*	-	-	-
Enset	4553	4469	-	64185	4431	-	-	-
Sugar cane	65	48	-	10859	46	-	-	-
Other permanent	50	48	-	-	48	-	-	-

Silte zone

(Table 1.7.20contd.)

Crop type	UREA			UREA + DAP			Indigenous seed		
	Holder	Hectare	Quintal	Holder	Hectare	Quintal	Holder	Hectare	Quintal
All	6899	1423	577	16635	4397	4296	132442	91332	49587
Cereals	5629	1305	452	13241	3397	2520	124275	70847	45106
Teff	2240	808	246	4182	1001	464	44422	12448	3693
Barley	1247	65	30	1769	287	*	55608	5978	9337
Wheat	1095	*	*	3564	629	575	50724	9701	17231
Maize	1761	183	66	5953	1254	823	93826	27055	11766
Sorghum	1008	*	40	3552	153	346	79583	13824	2449
Finger millet	*	*	*	*	*	*	18579	1819	594
Oats / 'Aja'	-	-	-	-	-	-	*	*	*
Rice	-	-	-	-	-	-	*	*	-
Pulses	854	23	*	1155	54	*	84896	5063	4415
Horse / Faba beans	*	*	*	*	*	*	53975	1681	1815
Field Peas	*	*	*	*	*	*	18850	1159	1428
Haricot beans	*	*	*	*	*	*	28540	1100	536
Chick peas	-	-	-	*	*	*	5923	456	*
Lentils	-	-	-	-	-	-	1444	23	7
Vetch / Grass peas	-	-	-	-	-	-	*	*	*
Soya beans	-	-	-	-	-	-	-	-	-
Fenugreek	-	-	-	*	*	*	10219	*	*
Gibto	-	-	-	-	-	-	*	*	*
Oilseeds	-	-	-	*	*	*	16221	302	40
Neug	-	-	-	-	-	-	*	*	*
Linseed	-	-	-	*	*	*	7530	167	23
Groundnuts	-	-	-	-	-	-	*	*	*
Safflower	-	-	-	-	-	-	*	*	*
Sesame	-	-	-	-	-	-	-	-	-
Rapeseed	-	-	-	-	-	-	8930	131	15
Vegetables	*	*	*	4647	*	*	111670	7029	*
Lettuce	-	-	-	-	-	-	*	*	-
Head cabbage	-	-	-	-	-	-	2056	17	-
Ethiopian cabbage	-	-	-	*	*	*	100278	1569	*
Tomatoes	-	-	-	-	-	-	4276	16	-
Green peppers	*	*	*	-	-	-	*	*	-
Red peppers	*	*	*	4647	*	*	43934	5412	-
Swiss chard	-	-	-	-	-	-	758	*	-
Root crops	*	*	*	*	*	*	22541	133	*
Beetroot	-	-	-	-	-	-	2662	*	-
Carrot	-	-	-	-	-	-	*	*	-
Onion	*	*	*	-	-	-	4815	19	-
Potatoes	-	-	-	*	*	*	9295	*	-
Garlic	-	-	-	-	-	-	4398	10	-
Taro 'Godere'	-	-	-	-	-	-	*	*	-
Sweet potatoes	-	-	-	-	-	-	2822	6	*
Other Temporary	*	*	*	*	*	*	44835	846	*
Permanent crops	-	-	-	-	-	-	97208	7112	-
Avocado	-	-	-	-	-	-	6876	12	-
Bananas	-	-	-	-	-	-	24171	92	-
Guava	-	-	-	-	-	-	*	*	-
Lemons	-	-	-	-	-	-	1660	3	-
Mangoes	-	-	-	-	-	-	*	*	-
Oranges	-	-	-	-	-	-	6809	*	-
Papayas	-	-	-	-	-	-	4838	8	-
Pineapples	-	-	-	-	-	-	-	-	-
Chat	-	-	-	-	-	-	67484	1941	-
Coffee	-	-	-	-	-	-	34573	302	-
Hops / 'Gesho'	-	-	-	-	-	-	*	*	-
Enset	-	-	-	-	-	-	67681	4553	-
Sugar cane	-	-	-	-	-	-	13089	65	-
Other permanent	-	-	-	-	-	-	14802	50	-

Silte zone

(Table 1.7.20 Contd.)

Crop type	Improved seed			Pesticide		Irrigation		Extension package	
	Holder	Hectare	Quintal	Holder	Hectare	Holder	Hectare	Holder	Hectare
All	16249	3217	2211	58784	19158	*	*	15237	5092
Cereals	12891	3119	2206	56706	18812	-	-	14721	4962
Teff	*	*	*	28766	8272	-	-	-	-
Barley	-	-	-	11962	1320	-	-	*	*
Wheat	4512	982	1649	33942	8045	-	-	2442	400
Maize	8411	2110	551	*	*	-	-	13025	4102
Sorghum	*	*	-	1126	*	-	-	6696	436
Finger millet	-	-	-	5815	*	-	-	-	-
Oats / 'Aja'	-	-	-	-	-	-	-	-	-
Rice	-	-	-	-	-	-	-	-	-
Pulses	943	16	*	*	*	*	*	2538	78
Horse / Faba beans	943	*	*	*	*	*	*	-	-
Field Peas	*	*	-	-	-	-	-	*	26
Haricot beans	*	*	*	*	*	-	-	1741	47
Chick peas	-	-	-	-	-	-	-	*	*
Lentils	-	-	-	-	-	-	-	-	-
Vetch / Grass peas	-	-	-	-	-	-	-	-	-
Soya beans	-	-	-	-	-	-	-	-	-
Fenugreek	-	-	-	*	*	-	-	-	-
Gibto	-	-	-	-	-	-	-	-	-
Oilseeds	-	-	-	*	*	-	-	*	*
Neug	-	-	-	-	-	-	-	-	-
Linseed	-	-	-	*	*	-	-	*	*
Groundnuts	-	-	-	-	-	-	-	-	-
Safflower	-	-	-	-	-	-	-	-	-
Sesame	-	-	-	-	-	-	-	-	-
Rapeseed	-	-	-	-	-	-	-	*	*
Vegetables	*	*	-	2617	165	*	*	*	*
Lettuce	-	-	-	-	-	-	-	-	-
Head cabbage	*	*	-	*	*	*	*	-	-
Ethiopian cabbage	-	-	-	*	*	*	*	-	-
Tomatoes	-	-	-	-	-	-	-	-	-
Green peppers	-	-	-	-	-	-	-	-	-
Red peppers	-	-	-	*	140	*	*	*	*
Swiss chard	-	-	-	-	-	-	-	-	-
Root crops	745	*	-	*	*	*	*	*	*
Beetroot	-	-	-	-	-	-	-	-	-
Carrot	*	*	-	-	-	-	-	-	-
Onion	*	*	-	-	-	-	-	*	*
Potatoes	-	-	-	*	*	-	-	-	-
Garlic	*	*	-	-	-	*	*	-	-
Taro 'Godere'	-	-	-	-	-	-	-	-	-
Sweet potatoes	-	-	-	-	-	-	-	-	-
Other Temporary	-	-	-	*	*	*	*	-	-
Permanent crops	-	-	-	4672	148	*	*	*	*
Avocado	-	-	-	-	-	-	-	-	-
Bananas	-	-	-	*	*	*	*	-	-
Guava	-	-	-	-	-	*	*	-	-
Lemons	-	-	-	-	-	-	-	-	-
Mangoes	-	-	-	-	-	-	-	-	-
Oranges	-	-	-	*	*	-	-	-	-
Papayas	-	-	-	-	-	*	*	-	-
Pineapples	-	-	-	-	-	-	-	-	-
Chat	-	-	-	4003	135	*	*	-	-
Coffee	1862	*	-	1224	*	*	*	-	-
Hops / 'Geshe'	-	-	-	-	-	-	-	-	-
Enset	-	-	-	*	*	*	*	-	-
Sugar cane	-	-	-	-	-	-	-	-	-
Other permanent	-	-	-	-	-	*	*	-	-

Table 1.7.21. Number of Holders, Inputs Applied Area and Quantity of Inputs used

Crop type	All Crop area	All Fertilizer		Natural		DAP		
		Hectare	Quintal	Holder	Hectare	Holder	Hectare	Quintal
All	26280	10256	4083	23416	4580	10670	4187	3042
Cereals	21623	7390	2365	17014	3153	8398	3116	1839
Teff	3716	1957	608	864	*	4749	1150	386
Barley	121	*	*	*	*	*	*	*
Wheat	1511	804	590	*	*	2639	455	358
Maize	12308	3671	852	15772	2474	3828	1144	822
Sorghum	2854	620	212	6649	401	1626	180	185
Finger millet	1099	287	96	1167	71	1944	177	81
Oats / 'Aja'	-	-	-	-	-	-	-	-
Rice	*	-	-	-	-	-	-	-
Pulses	882	215	118	3669	91	1432	95	73
Horse / Faba beans	*	*	*	*	*	*	*	*
Field Peas	*	*	-	*	*	-	-	-
Haricot beans	646	133	50	2815	76	1003	57	50
Chick peas	*	-	-	-	-	-	-	-
Lentils	56	29	12	*	*	206	20	*
Vetch / Grass peas	-	-	-	-	-	-	-	-
Soya beans	-	-	-	-	-	-	-	-
Fenugreek	128	42	*	915	12	*	*	*
Gibto	-	-	-	-	-	-	-	-
Oilseeds	44	10	*	708	*	*	*	*
Neug	-	-	-	-	-	-	-	-
Linseed	27	*	-	*	*	-	-	-
Groundnuts	-	-	-	-	-	-	-	-
Safflower	*	*	-	*	*	-	-	-
Sesame	*	-	-	-	-	-	-	-
Rapeseed	16	*	*	*	*	*	*	*
Vegetables	2510	1787	1525	18878	533	5894	934	1062
Lettuce	*	*	-	*	*	-	-	-
Head cabbage	6	*	-	499	*	-	-	-
Ethiopian cabbage	455	366	12	17985	355	582	8	9
Tomatoes	*	*	-	*	*	-	-	-
Green peppers	*	*	*	*	*	*	*	*
Red peppers	2045	1414	1514	3880	171	5513	926	1053
Swiss chard	*	*	-	*	*	-	-	-
Root crops	91	57	*	3779	42	*	*	*
Beetroot	*	1	-	366	1	-	-	-
Carrot	*	*	-	*	*	-	-	-
Onion	2	1	*	410	1	*	*	*
Potatoes	83	53	*	2888	38	*	*	*
Garlic	*	*	-	*	*	-	-	-
Taro 'Godere'	-	-	-	-	-	-	-	-
Sweet potatoes	5	*	-	297	*	-	-	-
Other								
Temporary	207	119	*	5161	92	299	*	*
Permanent crops	924	678	-	14337	660	-	-	-
Avocado	*	*	-	*	*	-	-	-
Bananas	16	14	-	2514	14	-	-	-
Guava	*	1	-	514	1	-	-	-
Lemons	1	*	-	259	*	-	-	-
Mangoes	*	*	-	*	*	-	-	-
Oranges	*	*	-	*	*	-	-	-
Papayas	3	3	-	666	3	-	-	-
Pineapples	-	-	-	-	-	-	-	-
Chat	830	593	-	12424	576	-	-	-
Coffee	51	50	-	2804	50	-	-	-
Hops / 'Geshe'	-	-	-	-	-	-	-	-
Enset	13	12	-	2320	12	-	-	-
Sugar cane	2	2	-	465	2	-	-	-
Other permanent	*	*	-	*	*	-	-	-

Alaba Special Wereda

(Table 1.7.21contd.)

Crop type	UREA			UREA + DAP			Indigenous seed		
	Holder	Hectare	Quintal	Holder	Hectare	Quintal	Holder	Hectare	Quintal
All	1009	158	78	4256	1331	963	31973	25795	10793
Cereals	650	114	27	3166	1008	499	31187	21144	10361
Teff	364	*	8	2168	582	215	14431	3652	938
Barley	-	-	-	-	-	-	1721	121	164
Wheat	*	*	*	1502	309	218	8139	1491	2706
Maize	-	-	-	304	53	*	30603	11922	5559
Sorghum	*	*	*	313	*	24	22592	2849	651
Finger millet	*	*	*	*	*	*	12011	1095	338
Oats / 'Aja'	-	-	-	-	-	-	-	-	-
Rice	-	-	-	-	-	-	*	*	*
Pulses	*	*	*	504	*	*	14751	879	408
Horse / Faba beans	-	-	-	-	-	-	*	*	*
Field Peas	-	-	-	-	-	-	*	*	*
Haricot beans	-	-	-	*	*	*	12257	644	335
Chick peas	-	-	-	-	-	-	364	*	*
Lentils	-	-	-	*	*	*	1000	56	15
Vetch / Grass peas	-	-	-	-	-	-	-	-	-
Soya beans	-	-	-	-	-	-	-	-	-
Fenugreek	*	*	*	*	*	*	3383	127	19
Gibto	-	-	-	-	-	-	-	-	-
Oilseeds	-	-	-	-	-	-	2270	44	8
Neug	-	-	-	-	-	-	-	-	-
Linseed	-	-	-	-	-	-	1320	27	7
Groundnuts	-	-	-	-	-	-	-	-	-
Safflower	-	-	-	-	-	-	*	*	*
Sesame	-	-	-	-	-	-	*	*	*
Rapeseed	-	-	-	-	-	-	944	16	*
Vegetables	409	43	*	1972	277	413	25849	2510	*
Lettuce	-	-	-	-	-	-	*	*	-
Head cabbage	-	-	-	-	-	-	751	6	*
Ethiopian cabbage	-	-	-	*	*	*	22334	455	*
Tomatoes	-	-	-	-	-	-	*	*	-
Green peppers	-	-	-	-	-	-	*	*	-
Red peppers	409	43	*	1883	274	410	15846	2045	-
Swiss chard	-	-	-	-	-	-	*	*	-
Root crops	-	-	-	*	*	*	5438	90	*
Beetroot	-	-	-	-	-	-	313	1	-
Carrot	-	-	-	-	-	-	*	*	-
Onion	-	-	-	-	-	-	521	2	-
Potatoes	-	-	-	*	*	*	4428	83	-
Garlic	-	-	-	-	-	-	*	*	-
Taro 'Godere'	-	-	-	-	-	-	-	-	-
Sweet potatoes	-	-	-	-	-	-	457	5	*
Other Temporary	-	-	-	*	*	*	8418	205	*
Permanent crops	-	-	-	-	-	-	18522	923	-
Avocado	-	-	-	-	-	-	798	*	-
Bananas	-	-	-	-	-	-	2809	16	-
Guava	-	-	-	-	-	-	771	*	-
Lemons	-	-	-	-	-	-	358	1	-
Mangoes	-	-	-	-	-	-	*	*	-
Oranges	-	-	-	-	-	-	*	*	-
Papayas	-	-	-	-	-	-	770	3	-
Pineapples	-	-	-	-	-	-	-	-	-
Chat	-	-	-	-	-	-	16805	829	-
Coffee	-	-	-	-	-	-	3058	51	-
Hops / 'Geshe'	-	-	-	-	-	-	-	-	-
Enset	-	-	-	-	-	-	2731	13	-
Sugar cane	-	-	-	-	-	-	517	2	-
Other permanent	-	-	-	-	-	-	*	*	-

Crop type	Improved seed			Pesticide		Irrigation		Extension package	
	Holder	Hectare	Quintal	Holder	Hectare	Holder	Hectare	Holder	Hectare
All	2542	483	160	10414	2751	*	*	2372	815
Cereals	2278	478	159	9803	2678	*	*	2270	805
Teff	*	*	*	7100	1650	-	-	*	*
Barley	-	-	-	233	*	-	-	-	-
Wheat	*	*	*	4730	981	-	-	*	*
Maize	1819	386	100	*	*	*	*	2087	598
Sorghum	310	5	-	-	-	-	-	1104	97
Finger millet	*	*	*	*	*	-	-	-	-
Oats / 'Aja'	-	-	-	-	-	-	-	-	-
Rice	-	-	-	-	-	-	-	-	-
Pulses	270	*	*	*	*	*	*	296	*
Horse / Faba beans	-	-	-	-	-	-	-	-	-
Field Peas	-	-	-	-	-	-	-	-	-
Haricot beans	*	*	*	*	*	-	-	296	*
Chick peas	-	-	-	-	-	-	-	-	-
Lentils	-	-	-	-	-	-	-	-	-
Vetch / Grass peas	-	-	-	-	-	-	-	-	-
Soya beans	-	-	-	-	-	-	-	-	-
Fenugreek	*	*	*	-	-	*	*	-	-
Gibto	-	-	-	-	-	-	-	-	-
Oilseeds	-	-	-	-	-	-	-	*	*
Neug	-	-	-	-	-	-	-	-	-
Linseed	-	-	-	-	-	-	-	-	-
Groundnuts	-	-	-	-	-	-	-	-	-
Safflower	-	-	-	-	-	-	-	-	-
Sesame	-	-	-	-	-	-	-	-	-
Rapeseed	-	-	-	-	-	-	-	*	*
Vegetables	*	*	-	284	*	*	*	*	*
Lettuce	-	-	-	-	-	-	-	-	-
Head cabbage	*	*	-	-	-	-	-	-	-
Ethiopian cabbage	-	-	-	*	*	*	*	-	-
Tomatoes	*	*	-	-	-	-	-	-	-
Green peppers	-	-	-	-	-	-	-	-	-
Red peppers	-	-	-	233	*	*	*	*	*
Swiss chard	-	-	-	-	-	-	-	-	-
Root crops	*	*	-	*	*	-	-	*	*
Beetroot	*	*	-	-	-	-	-	-	-
Carrot	-	-	-	-	-	-	-	-	-
Onion	*	*	-	-	-	-	-	-	-
Potatoes	-	-	-	*	*	-	-	*	*
Garlic	-	-	-	-	-	-	-	-	-
Taro 'Godere'	-	-	-	-	-	-	-	-	-
Sweet potatoes	-	-	-	-	-	-	-	-	-
Other Temporary	-	-	-	-	-	-	-	-	-
Permanent crops	-	-	-	875	35	*	*	-	-
Avocado	-	-	-	-	-	-	-	-	-
Bananas	-	-	-	-	-	-	-	-	-
Guava	-	-	-	-	-	-	-	-	-
Lemons	-	-	-	-	-	-	-	-	-
Mangoes	-	-	-	-	-	-	-	-	-
Oranges	-	-	-	-	-	-	-	-	-
Papayas	-	-	-	-	-	-	-	-	-
Pineapples	-	-	-	-	-	-	-	-	-
Chat	-	-	-	875	35	*	*	-	-
Coffee	-	-	-	-	-	-	-	-	-
Hops / 'Geshe'	-	-	-	-	-	-	-	-	-
Enset	-	-	-	-	-	-	-	-	-
Sugar cane	-	-	-	-	-	-	-	-	-
Other permanent	-	-	-	-	-	-	-	-	-

Gambella Region

Table 1.8 Number of Holders, Inputs Applied Area and Quantity of Inputs used

Crop type	All Crop area	All Fertilizer		Natural		DAP		
		Hectare	Quintal	Holder	Hectare	Holder	Hectare	Quintal
All	14785	251	*	1635	200	*	*	*
Cereals	8971	200	*	910	*	*	*	*
Teff	*	-	-	-	-	-	-	-
Barley	*	-	-	-	-	-	-	-
Wheat	-	-	-	-	-	-	-	-
Maize	5967	196	*	884	*	*	*	*
Sorghum	2945	*	-	*	*	-	-	-
Finger millet	40	*	-	*	*	-	-	-
Oats / 'Aja'	-	-	-	-	-	-	-	-
Rice	16	-	-	-	-	-	-	-
Pulses	124	*	-	*	*	-	-	-
Horse / Faba beans	*	-	-	-	-	-	-	-
Field Peas	*	-	-	-	-	-	-	-
Haricot beans	122	*	-	*	*	-	-	-
Chick peas	*	-	-	-	-	-	-	-
Lentils	-	-	-	-	-	-	-	-
Vetch / Grass peas	-	-	-	-	-	-	-	-
Soya beans	*	-	-	-	-	-	-	-
Fenugreek	-	-	-	-	-	-	-	-
Gibto	-	-	-	-	-	-	-	-
Oilseeds	612	*	-	*	*	-	-	-
Neug	*	-	-	-	-	-	-	-
Linseed	-	-	-	-	-	-	-	-
Groundnuts	62	*	-	*	*	-	-	-
Safflower	2	-	-	-	-	-	-	-
Sesame	*	*	-	*	*	-	-	-
Rapeseed	*	-	-	-	-	-	-	-
Vegetables	72	5	-	529	5	-	-	-
Lettuce	-	-	-	-	-	-	-	-
Head cabbage	*	-	-	-	-	-	-	-
Ethiopian cabbage	22	*	-	339	*	-	-	-
Tomatoes	12	*	-	*	*	-	-	-
Green peppers	11	*	-	*	*	-	-	-
Red peppers	25	*	-	*	*	-	-	-
Swiss chard	*	-	-	-	-	-	-	-
Root crops	507	*	-	406	*	-	-	-
Beetroot	*	-	-	-	-	-	-	-
Carrot	*	-	-	-	-	-	-	-
Onion	*	*	-	*	*	-	-	-
Potatoes	*	*	-	*	*	-	-	-
Garlic	*	-	-	-	-	-	-	-
Taro 'Godere'	384	*	-	286	*	-	-	-
Sweet potatoes	95	*	-	*	*	-	-	-
Other Temporary	1217	*	-	772	*	-	-	-
Permanent crops	3283	11	-	841	11	-	-	-
Avocado	7	-	-	-	-	-	-	-
Bananas	183	*	-	*	*	-	-	-
Guava	*	-	-	-	-	-	-	-
Lemons	4	*	-	*	*	-	-	-
Mangoes	141	*	-	172	*	-	-	-
Oranges	13	-	-	-	-	-	-	-
Papayas	50	1	-	264	*	-	-	-
Pineapples	3	-	-	-	-	-	-	-
Chat	39	-	-	-	-	-	-	-
Coffee	2308	*	-	*	*	-	-	-
Hops / 'Geshe'	7	*	-	*	*	-	-	-
Enset	425	*	-	415	*	-	-	-
Sugar cane	96	*	-	*	*	-	-	-
Other permanent	4	*	-	*	*	-	-	-

Gambella Region (Table 1.8 contd.)

Crop type	UREA			UREA + DAP			Indigenous seed		
	Holder	Hectare	Quintal	Holder	Hectare	Quintal	Holder	Hectare	Quintal
All	*	*	-	-	-	-	32981	14416	2878
Cereals	-	-	-	-	-	-	27983	8760	2741
Teff	-	-	-	-	-	-	*	*	*
Barley	-	-	-	-	-	-	*	*	*
Wheat	-	-	-	-	-	-	-	-	-
Maize	-	-	-	-	-	-	24190	5768	1849
Sorghum	-	-	-	-	-	-	12761	2933	870
Finger millet	-	-	-	-	-	-	579	40	11
Oats / 'Aja'	-	-	-	-	-	-	-	-	-
Rice	-	-	-	-	-	-	233	16	9
Pulses	-	-	-	-	-	-	6228	123	51
Horse / Faba beans	-	-	-	-	-	-	*	*	*
Field Peas	-	-	-	-	-	-	*	*	*
Haricot beans	-	-	-	-	-	-	6196	121	48
Chick peas	-	-	-	-	-	-	*	*	*
Lentils	-	-	-	-	-	-	-	-	-
Vetch / Grass peas	-	-	-	-	-	-	-	-	-
Soya beans	-	-	-	-	-	-	*	*	-
Fenugreek	-	-	-	-	-	-	-	-	-
Gibto	-	-	-	-	-	-	-	-	-
Oilseeds	-	-	-	-	-	-	5051	612	84
Neug	-	-	-	-	-	-	*	*	*
Linseed	-	-	-	-	-	-	-	-	-
Groundnuts	-	-	-	-	-	-	2944	62	22
Safflower	-	-	-	-	-	-	327	2	*
Sesame	-	-	-	-	-	-	1894	*	*
Rapeseed	-	-	-	-	-	-	190	*	*
Vegetables	-	-	-	-	-	-	6159	72	*
Lettuce	-	-	-	-	-	-	-	-	-
Head cabbage	-	-	-	-	-	-	207	*	-
Ethiopian cabbage	-	-	-	-	-	-	2424	22	*
Tomatoes	-	-	-	-	-	-	2300	12	-
Green peppers	-	-	-	-	-	-	1118	11	-
Red peppers	-	-	-	-	-	-	1419	25	-
Swiss chard	-	-	-	-	-	-	*	*	-
Root crops	-	-	-	-	-	-	10314	507	*
Beetroot	-	-	-	-	-	-	*	*	-
Carrot	-	-	-	-	-	-	*	*	-
Onion	-	-	-	-	-	-	254	*	-
Potatoes	-	-	-	-	-	-	1641	*	-
Garlic	-	-	-	-	-	-	263	*	-
Taro 'Godere'	-	-	-	-	-	-	7542	384	*
Sweet potatoes	-	-	-	-	-	-	4231	95	-
Other Temporary	-	-	-	-	-	-	16193	1217	*
Permanent crops	-	-	-	-	-	-	17093	3125	-
Avocado	-	-	-	-	-	-	1367	7	-
Bananas	-	-	-	-	-	-	7776	183	-
Guava	-	-	-	-	-	-	568	*	-
Lemons	-	-	-	-	-	-	565	3	-
Mangoes	-	-	-	-	-	-	8466	141	-
Oranges	-	-	-	-	-	-	1411	13	-
Papayas	-	-	-	-	-	-	8230	50	-
Pineapples	-	-	-	-	-	-	423	3	-
Chat	-	-	-	-	-	-	1778	39	-
Coffee	-	-	-	-	-	-	7368	2152	-
Hops / 'Geshe'	-	-	-	-	-	-	950	7	-
Enset	-	-	-	-	-	-	5164	424	-
Sugar cane	-	-	-	-	-	-	5534	96	-
Other permanent	-	-	-	-	-	-	2236	4	-

Gambella Region (Table 1.8 Contd.)

Crop type	Improved seed			Pesticide		Irrigation		Extension package	
	Holder	Hectare	Quintal	Holder	Hectare	Holder	Hectare	Holder	Hectare
All	1441	369	*	899	207	*	*	882	257
Cereals	650	*	*	875	197	-	-	832	249
Teff	-	-	-	-	-	-	-	-	-
Barley	-	-	-	-	-	-	-	-	-
Wheat	-	-	-	-	-	-	-	-	-
Maize	626	*	*	741	139	-	-	807	227
Sorghum	*	*	*	*	*	-	-	203	*
Finger millet	-	-	-	*	*	-	-	-	-
Oats / 'Aja'	-	-	-	-	-	-	-	-	-
Rice	-	-	-	-	-	-	-	-	-
Pulses	*	*	*	-	-	-	-	*	*
Horse / Faba beans	-	-	-	-	-	-	-	-	-
Field Peas	-	-	-	-	-	-	-	-	-
Haricot beans	*	*	*	-	-	-	-	*	*
Chick peas	-	-	-	-	-	-	-	-	-
Lentils	-	-	-	-	-	-	-	-	-
Vetch / Grass peas	-	-	-	-	-	-	-	-	-
Soya beans	-	-	-	-	-	-	-	-	-
Fenugreek	-	-	-	-	-	-	-	-	-
Gibto	-	-	-	-	-	-	-	-	-
Oilseeds	-	-	-	-	-	-	-	*	*
Neug	-	-	-	-	-	-	-	-	-
Linseed	-	-	-	-	-	-	-	-	-
Groundnuts	-	-	-	-	-	-	-	*	*
Safflower	-	-	-	-	-	-	-	-	-
Sesame	-	-	-	-	-	-	-	-	-
Rapeseed	-	-	-	-	-	-	-	-	-
Vegetables	*	*	-	-	-	-	-	*	*
Lettuce	-	-	-	-	-	-	-	-	-
Head cabbage	-	-	-	-	-	-	-	-	-
Ethiopian cabbage	*	*	-	-	-	-	-	-	-
Tomatoes	-	-	-	-	-	-	-	*	*
Green peppers	-	-	-	-	-	-	-	-	-
Red peppers	-	-	-	-	-	-	-	-	-
Swiss chard	-	-	-	-	-	-	-	-	-
Root crops	-	-	-	*	*	-	-	-	-
Beetroot	-	-	-	-	-	-	-	-	-
Carrot	-	-	-	-	-	-	-	-	-
Onion	-	-	-	-	-	-	-	-	-
Potatoes	-	-	-	-	-	-	-	-	-
Garlic	-	-	-	-	-	-	-	-	-
Taro 'Godere'	-	-	-	*	*	-	-	-	-
Sweet potatoes	-	-	-	-	-	-	-	-	-
Other Temporary	*	*	-	*	*	-	-	-	-
Permanent crops	-	-	-	*	*	*	*	*	*
Avocado	-	-	-	-	-	-	-	-	-
Bananas	-	-	-	-	-	-	-	-	-
Guava	-	-	-	-	-	-	-	-	-
Lemons	-	-	-	-	-	-	-	-	-
Mangoes	-	-	-	-	-	-	-	-	-
Oranges	-	-	-	-	-	-	-	-	-
Papayas	-	-	-	-	-	-	-	-	-
Pineapples	-	-	-	-	-	-	-	-	-
Chat	-	-	-	-	-	-	-	-	-
Coffee	*	*	-	*	*	*	*	-	-
Hops / 'Gesho'	-	-	-	-	-	-	-	-	-
Enset	-	-	-	-	-	*	*	-	-
Sugar cane	-	-	-	-	-	*	*	-	-
Other permanent	-	-	-	-	-	-	-	-	-

Zone 1 zone

Table 1.8.1. Number of Holders, Inputs Applied Area and Quantity of Inputs used

Crop type	All Crop area	All Fertilizer		Natural		DAP		
		Hectare	Quintal	Holder	Hectare	Holder	Hectare	Quintal
All	4743	*	-	-	-	-	-	-
Cereals	3901	-	-	-	-	-	-	-
Teff	-	-	-	-	-	-	-	-
Barley	-	-	-	-	-	-	-	-
Wheat	-	-	-	-	-	-	-	-
Maize	3276	-	-	-	-	-	-	-
Sorghum	625	-	-	-	-	-	-	-
Finger millet	-	-	-	-	-	-	-	-
Oats / 'Aja'	-	-	-	-	-	-	-	-
Rice	-	-	-	-	-	-	-	-
Pulses	17	-	-	-	-	-	-	-
Horse / Faba beans	-	-	-	-	-	-	-	-
Field Peas	-	-	-	-	-	-	-	-
Haricot beans	17	-	-	-	-	-	-	-
Chick peas	-	-	-	-	-	-	-	-
Lentils	-	-	-	-	-	-	-	-
Vetch / Grass peas	-	-	-	-	-	-	-	-
Soya beans	-	-	-	-	-	-	-	-
Fenugreek	-	-	-	-	-	-	-	-
Gibto	-	-	-	-	-	-	-	-
Oilseeds	71	-	-	-	-	-	-	-
Neug	-	-	-	-	-	-	-	-
Linseed	-	-	-	-	-	-	-	-
Groundnuts	*	-	-	-	-	-	-	-
Safflower	*	-	-	-	-	-	-	-
Sesame	*	-	-	-	-	-	-	-
Rapeseed	-	-	-	-	-	-	-	-
Vegetables	4	-	-	-	-	-	-	-
Lettuce	-	-	-	-	-	-	-	-
Head cabbage	-	-	-	-	-	-	-	-
Ethiopian cabbage	*	-	-	-	-	-	-	-
Tomatoes	3	-	-	-	-	-	-	-
Green peppers	*	-	-	-	-	-	-	-
Red peppers	-	-	-	-	-	-	-	-
Swiss chard	-	-	-	-	-	-	-	-
Root crops	*	-	-	-	-	-	-	-
Beetroot	-	-	-	-	-	-	-	-
Carrot	-	-	-	-	-	-	-	-
Onion	-	-	-	-	-	-	-	-
Potatoes	*	-	-	-	-	-	-	-
Garlic	-	-	-	-	-	-	-	-
Taro 'Godere'	*	-	-	-	-	-	-	-
Sweet potatoes	*	-	-	-	-	-	-	-
Other Temporary	540	-	-	-	-	-	-	-
Permanent crops	148	*	-	-	-	-	-	-
Avocado	*	-	-	-	-	-	-	-
Bananas	51	-	-	-	-	-	-	-
Guava	*	-	-	-	-	-	-	-
Lemons	*	-	-	-	-	-	-	-
Mangoes	84	-	-	-	-	-	-	-
Oranges	*	-	-	-	-	-	-	-
Papayas	9	*	-	-	-	-	-	-
Pineapples	-	-	-	-	-	-	-	-
Chat	-	-	-	-	-	-	-	-
Coffee	-	-	-	-	-	-	-	-
Hops / 'Gesho'	-	-	-	-	-	-	-	-
Enset	-	-	-	-	-	-	-	-
Sugar cane	*	-	-	-	-	-	-	-
Other permanent	*	-	-	-	-	-	-	-

Zone 1 zone

(Table 1.8.1contd.)

Crop type	UREA			UREA + DAP			Indigenous seed		
	Holder	Hectare	Quintal	Holder	Hectare	Quintal	Holder	Hectare	Quintal
All	*	*	-	-	-	-	15845	4717	995
Cereals	-	-	-	-	-	-	13267	3875	974
Teff	-	-	-	-	-	-	-	-	-
Barley	-	-	-	-	-	-	-	-	-
Wheat	-	-	-	-	-	-	-	-	-
Maize	-	-	-	-	-	-	12239	3250	807
Sorghum	-	-	-	-	-	-	4207	625	167
Finger millet	-	-	-	-	-	-	-	-	-
Oats / 'Aja'	-	-	-	-	-	-	-	-	-
Rice	-	-	-	-	-	-	-	-	-
Pulses	-	-	-	-	-	-	1758	17	8
Horse / Faba beans	-	-	-	-	-	-	-	-	-
Field Peas	-	-	-	-	-	-	-	-	-
Haricot beans	-	-	-	-	-	-	1758	17	8
Chick peas	-	-	-	-	-	-	-	-	-
Lentils	-	-	-	-	-	-	-	-	-
Vetch / Grass peas	-	-	-	-	-	-	-	-	-
Soya beans	-	-	-	-	-	-	-	-	-
Fenugreek	-	-	-	-	-	-	-	-	-
Gibto	-	-	-	-	-	-	-	-	-
Oilseeds	-	-	-	-	-	-	2041	71	13
Neug	-	-	-	-	-	-	-	-	-
Linseed	-	-	-	-	-	-	-	-	-
Groundnuts	-	-	-	-	-	-	*	*	*
Safflower	-	-	-	-	-	-	*	*	*
Sesame	-	-	-	-	-	-	*	*	*
Rapeseed	-	-	-	-	-	-	-	-	-
Vegetables	-	-	-	-	-	-	1047	4	-
Lettuce	-	-	-	-	-	-	-	-	-
Head cabbage	-	-	-	-	-	-	-	-	-
Ethiopian cabbage	-	-	-	-	-	-	*	*	-
Tomatoes	-	-	-	-	-	-	*	3	-
Green peppers	-	-	-	-	-	-	*	*	-
Red peppers	-	-	-	-	-	-	-	-	-
Swiss chard	-	-	-	-	-	-	-	-	-
Root crops	-	-	-	-	-	-	2030	*	-
Beetroot	-	-	-	-	-	-	-	-	-
Carrot	-	-	-	-	-	-	-	-	-
Onion	-	-	-	-	-	-	-	-	-
Potatoes	-	-	-	-	-	-	*	*	-
Garlic	-	-	-	-	-	-	-	-	-
Taro 'Godere'	-	-	-	-	-	-	745	*	-
Sweet potatoes	-	-	-	-	-	-	*	*	-
Other Temporary	-	-	-	-	-	-	8317	540	*
Permanent crops	-	-	-	-	-	-	4449	148	-
Avocado	-	-	-	-	-	-	*	*	-
Bananas	-	-	-	-	-	-	2803	51	-
Guava	-	-	-	-	-	-	*	*	-
Lemons	-	-	-	-	-	-	*	*	-
Mangoes	-	-	-	-	-	-	2879	84	-
Oranges	-	-	-	-	-	-	*	*	-
Papayas	-	-	-	-	-	-	2182	9	-
Pineapples	-	-	-	-	-	-	-	-	-
Chat	-	-	-	-	-	-	-	-	-
Coffee	-	-	-	-	-	-	-	-	-
Hops / 'Geshe'	-	-	-	-	-	-	-	-	-
Enset	-	-	-	-	-	-	-	-	-
Sugar cane	-	-	-	-	-	-	*	*	-
Other permanent	-	-	-	-	-	-	*	*	-

Zone 1 zone

(Table 1.8.1 Contd.)

Crop type	Improved seed			Pesticide		Irrigation		Extension package	
	Holder	Hectare	Quintal	Holder	Hectare	Holder	Hectare	Holder	Hectare
All	*	*	*	*	*	-	-	203	*
Cereals	*	*	*	*	*	-	-	203	*
Teff	-	-	-	-	-	-	-	-	-
Barley	-	-	-	-	-	-	-	-	-
Wheat	-	-	-	-	-	-	-	-	-
Maize	*	*	*	*	*	-	-	203	*
Sorghum	-	-	-	*	*	-	-	*	*
Finger millet	-	-	-	-	-	-	-	-	-
Oats / 'Aja'	-	-	-	-	-	-	-	-	-
Rice	-	-	-	-	-	-	-	-	-
Pulses	-	-	-	-	-	-	-	-	-
Horse / Faba beans	-	-	-	-	-	-	-	-	-
Field Peas	-	-	-	-	-	-	-	-	-
Haricot beans	-	-	-	-	-	-	-	-	-
Chick peas	-	-	-	-	-	-	-	-	-
Lentils	-	-	-	-	-	-	-	-	-
Vetch / Grass peas	-	-	-	-	-	-	-	-	-
Soya beans	-	-	-	-	-	-	-	-	-
Fenugreek	-	-	-	-	-	-	-	-	-
Gibto	-	-	-	-	-	-	-	-	-
Oilseeds	-	-	-	-	-	-	-	-	-
Neug	-	-	-	-	-	-	-	-	-
Linseed	-	-	-	-	-	-	-	-	-
Groundnuts	-	-	-	-	-	-	-	-	-
Safflower	-	-	-	-	-	-	-	-	-
Sesame	-	-	-	-	-	-	-	-	-
Rapeseed	-	-	-	-	-	-	-	-	-
Vegetables	-	-	-	-	-	-	-	-	-
Lettuce	-	-	-	-	-	-	-	-	-
Head cabbage	-	-	-	-	-	-	-	-	-
Ethiopian cabbage	-	-	-	-	-	-	-	-	-
Tomatoes	-	-	-	-	-	-	-	-	-
Green peppers	-	-	-	-	-	-	-	-	-
Red peppers	-	-	-	-	-	-	-	-	-
Swiss chard	-	-	-	-	-	-	-	-	-
Root crops	-	-	-	-	-	-	-	-	-
Beetroot	-	-	-	-	-	-	-	-	-
Carrot	-	-	-	-	-	-	-	-	-
Onion	-	-	-	-	-	-	-	-	-
Potatoes	-	-	-	-	-	-	-	-	-
Garlic	-	-	-	-	-	-	-	-	-
Taro 'Godere'	-	-	-	-	-	-	-	-	-
Sweet potatoes	-	-	-	-	-	-	-	-	-
Other Temporary	-	-	-	*	*	-	-	-	-
Permanent crops	-	-	-	-	-	-	-	-	-
Avocado	-	-	-	-	-	-	-	-	-
Bananas	-	-	-	-	-	-	-	-	-
Guava	-	-	-	-	-	-	-	-	-
Lemons	-	-	-	-	-	-	-	-	-
Mangoes	-	-	-	-	-	-	-	-	-
Oranges	-	-	-	-	-	-	-	-	-
Papayas	-	-	-	-	-	-	-	-	-
Pineapples	-	-	-	-	-	-	-	-	-
Chat	-	-	-	-	-	-	-	-	-
Coffee	-	-	-	-	-	-	-	-	-
Hops / 'Geshe'	-	-	-	-	-	-	-	-	-
Enset	-	-	-	-	-	-	-	-	-
Sugar cane	-	-	-	-	-	-	-	-	-
Other permanent	-	-	-	-	-	-	-	-	-

Zone 2 zone

Table 1.8.2 Number of Holders, Inputs Applied Area and Quantity of Inputs used

Crop type	All Crop area	All Fertilizer		Natural		DAP		
		Hectare	Quintal	Holder	Hectare	Holder	Hectare	Quintal
All	10043	251	*	1635	200	*	*	*
Cereals	5070	200	*	910	*	*	*	*
Teff	*	-	-	-	-	-	-	-
Barley	*	-	-	-	-	-	-	-
Wheat	-	-	-	-	-	-	-	-
Maize	2691	196	*	884	*	*	*	*
Sorghum	2320	*	-	*	*	-	-	-
Finger millet	40	*	-	*	*	-	-	-
Oats / 'Aja'	-	-	-	-	-	-	-	-
Rice	16	-	-	-	-	-	-	-
Pulses	107	*	-	*	*	-	-	-
Horse / Faba beans	*	-	-	-	-	-	-	-
Field Peas	*	-	-	-	-	-	-	-
Haricot beans	105	*	-	*	*	-	-	-
Chick peas	*	-	-	-	-	-	-	-
Lentils	-	-	-	-	-	-	-	-
Vetch / Grass peas	-	-	-	-	-	-	-	-
Soya beans	*	-	-	-	-	-	-	-
Fenugreek	-	-	-	-	-	-	-	-
Gibto	-	-	-	-	-	-	-	-
Oilseeds	*	*	-	*	*	-	-	-
Neug	*	-	-	-	-	-	-	-
Linseed	-	-	-	-	-	-	-	-
Groundnuts	31	*	-	*	*	-	-	-
Safflower	2	-	-	-	-	-	-	-
Sesame	*	*	-	*	*	-	-	-
Rapeseed	*	-	-	-	-	-	-	-
Vegetables	68	5	-	529	5	-	-	-
Lettuce	-	-	-	-	-	-	-	-
Head cabbage	*	-	-	-	-	-	-	-
Ethiopian cabbage	21	*	-	339	*	-	-	-
Tomatoes	9	*	-	*	*	-	-	-
Green peppers	11	*	-	*	*	-	-	-
Red peppers	25	*	-	*	*	-	-	-
Swiss chard	*	-	-	-	-	-	-	-
Root crops	446	*	-	406	*	-	-	-
Beetroot	*	-	-	-	-	-	-	-
Carrot	*	-	-	-	-	-	-	-
Onion	*	*	-	*	*	-	-	-
Potatoes	*	*	-	*	*	-	-	-
Garlic	*	-	-	-	-	-	-	-
Taro 'Godere'	355	*	-	286	*	-	-	-
Sweet potatoes	63	*	-	*	*	-	-	-
Other Temporary	677	*	-	772	*	-	-	-
Permanent crops	3135	11	-	841	11	-	-	-
Avocado	7	-	-	-	-	-	-	-
Bananas	132	*	-	*	*	-	-	-
Guava	*	-	-	-	-	-	-	-
Lemons	3	*	-	*	*	-	-	-
Mangoes	56	*	-	172	*	-	-	-
Oranges	12	-	-	-	-	-	-	-
Papayas	41	*	-	264	*	-	-	-
Pineapples	3	-	-	-	-	-	-	-
Chat	39	-	-	-	-	-	-	-
Coffee	2308	*	-	*	*	-	-	-
Hops / 'Gesho'	7	*	-	*	*	-	-	-
Enset	425	*	-	415	*	-	-	-
Sugar cane	95	*	-	*	*	-	-	-
Other permanent	4	*	-	*	*	-	-	-

Zone 2 zone

(Table 1.8.2 contd.)

Crop type	UREA			UREA + DAP			Indigenous seed		
	Holder	Hectare	Quintal	Holder	Hectare	Quintal	Holder	Hectare	Quintal
All	-	-	-	-	-	-	17136	9699	1883
Cereals	-	-	-	-	-	-	14717	4885	1767
Teff	-	-	-	-	-	-	*	*	*
Barley	-	-	-	-	-	-	*	*	*
Wheat	-	-	-	-	-	-	-	-	-
Maize	-	-	-	-	-	-	11951	2518	1042
Sorghum	-	-	-	-	-	-	8554	2308	703
Finger millet	-	-	-	-	-	-	579	40	11
Oats / 'Aja'	-	-	-	-	-	-	-	-	-
Rice	-	-	-	-	-	-	233	16	9
Pulses	-	-	-	-	-	-	4470	106	43
Horse / Faba beans	-	-	-	-	-	-	*	*	*
Field Peas	-	-	-	-	-	-	*	*	*
Haricot beans	-	-	-	-	-	-	4438	104	40
Chick peas	-	-	-	-	-	-	*	*	*
Lentils	-	-	-	-	-	-	-	-	-
Vetch / Grass peas	-	-	-	-	-	-	-	-	-
Soya beans	-	-	-	-	-	-	*	*	-
Fenugreek	-	-	-	-	-	-	-	-	-
Gibto	-	-	-	-	-	-	-	-	-
Oilseeds	-	-	-	-	-	-	3010	*	72
Neug	-	-	-	-	-	-	*	*	*
Linseed	-	-	-	-	-	-	-	-	-
Groundnuts	-	-	-	-	-	-	1338	31	11
Safflower	-	-	-	-	-	-	297	2	*
Sesame	-	-	-	-	-	-	1413	*	*
Rapeseed	-	-	-	-	-	-	190	*	*
Vegetables	-	-	-	-	-	-	5112	68	*
Lettuce	-	-	-	-	-	-	-	-	-
Head cabbage	-	-	-	-	-	-	207	*	-
Ethiopian cabbage	-	-	-	-	-	-	2392	21	*
Tomatoes	-	-	-	-	-	-	1285	9	-
Green peppers	-	-	-	-	-	-	942	11	-
Red peppers	-	-	-	-	-	-	1419	25	-
Swiss chard	-	-	-	-	-	-	*	*	-
Root crops	-	-	-	-	-	-	8284	446	*
Beetroot	-	-	-	-	-	-	*	*	-
Carrot	-	-	-	-	-	-	*	*	-
Onion	-	-	-	-	-	-	254	*	-
Potatoes	-	-	-	-	-	-	1594	*	-
Garlic	-	-	-	-	-	-	263	*	-
Taro 'Godere'	-	-	-	-	-	-	6797	355	*
Sweet potatoes	-	-	-	-	-	-	2626	63	-
Other Temporary	-	-	-	-	-	-	7877	677	*
Permanent crops	-	-	-	-	-	-	12644	2977	-
Avocado	-	-	-	-	-	-	1318	7	-
Bananas	-	-	-	-	-	-	4973	132	-
Guava	-	-	-	-	-	-	475	*	-
Lemons	-	-	-	-	-	-	535	3	-
Mangoes	-	-	-	-	-	-	5588	56	-
Oranges	-	-	-	-	-	-	1319	12	-
Papayas	-	-	-	-	-	-	6048	41	-
Pineapples	-	-	-	-	-	-	423	3	-
Chat	-	-	-	-	-	-	1778	39	-
Coffee	-	-	-	-	-	-	7368	2152	-
Hops / 'Geshe'	-	-	-	-	-	-	950	7	-
Enset	-	-	-	-	-	-	5164	424	-
Sugar cane	-	-	-	-	-	-	5342	95	-
Other permanent	-	-	-	-	-	-	2170	4	-

Zone 2 zone

(Table 1.8.2 Contd.)

Crop type	Improved seed			Pesticide		Irrigation		Extension package	
	Holder	Hectare	Quintal	Holder	Hectare	Holder	Hectare	Holder	Hectare
All	1235	343	*	*	*	*	*	679	239
Cereals	*	*	*	*	*	-	-	629	231
Teff	-	-	-	-	-	-	-	-	-
Barley	-	-	-	-	-	-	-	-	-
Wheat	-	-	-	-	-	-	-	-	-
Maize	*	*	*	*	*	-	-	604	217
Sorghum	*	*	*	*	*	-	-	127	*
Finger millet	-	-	-	*	*	-	-	-	-
Oats / 'Aja'	-	-	-	-	-	-	-	-	-
Rice	-	-	-	-	-	-	-	-	-
Pulses	*	*	*	-	-	-	-	*	*
Horse / Faba beans	-	-	-	-	-	-	-	-	-
Field Peas	-	-	-	-	-	-	-	-	-
Haricot beans	*	*	*	-	-	-	-	*	*
Chick peas	-	-	-	-	-	-	-	-	-
Lentils	-	-	-	-	-	-	-	-	-
Vetch / Grass peas	-	-	-	-	-	-	-	-	-
Soya beans	-	-	-	-	-	-	-	-	-
Fenugreek	-	-	-	-	-	-	-	-	-
Gibto	-	-	-	-	-	-	-	-	-
Oilseeds	-	-	-	-	-	-	-	*	*
Neug	-	-	-	-	-	-	-	-	-
Linseed	-	-	-	-	-	-	-	-	-
Groundnuts	-	-	-	-	-	-	-	*	*
Safflower	-	-	-	-	-	-	-	-	-
Sesame	-	-	-	-	-	-	-	-	-
Rapeseed	-	-	-	-	-	-	-	-	-
Vegetables	*	*	-	-	-	-	-	*	*
Lettuce	-	-	-	-	-	-	-	-	-
Head cabbage	-	-	-	-	-	-	-	-	-
Ethiopian cabbage	*	*	-	-	-	-	-	-	-
Tomatoes	-	-	-	-	-	-	-	*	*
Green peppers	-	-	-	-	-	-	-	-	-
Red peppers	-	-	-	-	-	-	-	-	-
Swiss chard	-	-	-	-	-	-	-	-	-
Root crops	-	-	-	*	*	-	-	-	-
Beetroot	-	-	-	-	-	-	-	-	-
Carrot	-	-	-	-	-	-	-	-	-
Onion	-	-	-	-	-	-	-	-	-
Potatoes	-	-	-	-	-	-	-	-	-
Garlic	-	-	-	-	-	-	-	-	-
Taro 'Godere'	-	-	-	*	*	-	-	-	-
Sweet potatoes	-	-	-	-	-	-	-	-	-
Other Temporary	*	*	-	*	*	-	-	-	-
Permanent crops	-	-	-	*	*	*	*	*	*
Avocado	-	-	-	-	-	-	-	-	-
Bananas	-	-	-	-	-	-	-	-	-
Guava	-	-	-	-	-	-	-	-	-
Lemons	-	-	-	-	-	-	-	-	-
Mangoes	-	-	-	-	-	-	-	-	-
Oranges	-	-	-	-	-	-	-	-	-
Papayas	-	-	-	-	-	-	-	-	-
Pineapples	-	-	-	-	-	-	-	-	-
Chat	-	-	-	-	-	-	-	-	-
Coffee	*	*	-	*	*	*	*	-	-
Hops / 'Gesho'	-	-	-	-	-	-	-	-	-
Enset	-	-	-	-	-	*	*	-	-
Sugar cane	-	-	-	-	-	*	*	-	-
Other permanent	-	-	-	-	-	-	-	-	-

Harari Region

Table 1.9 Number of Holders, Inputs Applied Area and Quantity of Inputs used

Crop type	All Crop area	All Fertilizer		Natural		DAP		
		Hectare	Quintal	Holder	Hectare	Holder	Hectare	Quintal
All	10071	6787	10886	7776	2553	510	121	230
Cereals	6064	4174	6244	7097	1511	485	70	121
Teff	-	-	-	-	-	-	-	-
Barley	*	*	36	*	*	*	*	*
Wheat	*	39	64	*	*	*	*	*
Maize	925	800	2348	5071	276	202	9	*
Sorghum	5053	3297	3795	5689	1232	300	46	75
Finger millet	-	-	-	-	-	-	-	-
Oats / 'Aja'	*	*	*	-	-	-	-	-
Rice	-	-	-	-	-	-	-	-
Pulses	13	10	*	152	*	*	*	*
Horse / Faba beans	*	*	*	-	-	*	*	*
Field Peas	*	*	*	-	-	-	-	-
Haricot beans	10	8	*	152	*	*	*	*
Chick peas	-	-	-	-	-	-	-	-
Lentils	*	-	-	-	-	-	-	-
Vetch / Grass peas	-	-	-	-	-	-	-	-
Soya beans	-	-	-	-	-	-	-	-
Fenugreek	*	*	*	-	-	-	-	-
Gibto	-	-	-	-	-	-	-	-
Oilseeds	1561	747	567	2608	532	*	*	*
Neug	-	-	-	-	-	-	-	-
Linseed	-	-	-	-	-	-	-	-
Groundnuts	1524	732	567	2608	517	*	*	*
Safflower	-	-	-	-	-	-	-	-
Sesame	37	15	-	258	15	-	-	-
Rapeseed	-	-	-	-	-	-	-	-
Vegetables	*	*	*	-	-	-	-	-
Lettuce	-	-	-	-	-	-	-	-
Head cabbage	*	*	*	-	-	-	-	-
Ethiopian cabbage	*	*	*	-	-	-	-	-
Tomatoes	-	-	-	-	-	-	-	-
Green peppers	-	-	-	-	-	-	-	-
Red peppers	*	-	-	-	-	-	-	-
Swiss chard	-	-	-	-	-	-	-	-
Root crops	104	71	106	422	*	*	*	*
Beetroot	-	-	-	-	-	-	-	-
Carrot	-	-	-	-	-	-	-	-
Onion	*	*	*	-	-	-	-	-
Potatoes	*	*	70	-	-	*	*	*
Garlic	*	*	*	-	-	-	-	-
Taro 'Godere'	-	-	-	-	-	-	-	-
Sweet potatoes	58	27	35	422	*	-	-	-
Other Temporary	9	9	*	1231	8	-	-	-
Permanent crops	2318	1775	-	5716	486	-	-	-
Avocado	-	-	-	-	-	-	-	-
Bananas	32	2	-	322	1	-	-	-
Guava	26	*	-	*	*	-	-	-
Lemons	*	*	-	*	*	-	-	-
Mangoes	154	72	-	1351	61	-	-	-
Oranges	*	*	-	-	-	-	-	-
Papayas	6	5	-	765	4	-	-	-
Pineapples	-	-	-	-	-	-	-	-
Chat	2038	1655	-	4171	405	-	-	-
Coffee	35	31	-	428	*	-	-	-
Hops / 'Geshe'	*	*	-	*	*	-	-	-
Enset	-	-	-	-	-	-	-	-
Sugar cane	*	*	-	*	*	-	-	-
Other permanent	12	*	-	*	*	-	-	-

Harari Region

(Table 1.9 contd.)

Crop type	UREA			UREA + DAP			Indigenous seed		
	Holder	Hectare	Quintal	Holder	Hectare	Quintal	Holder	Hectare	Quintal
All	6966	3404	7647	1538	709	3008	14512	10041	4500
Cereals	6886	2128	4333	1538	465	1791	14462	6046	3120
Teff	-	-	-	-	-	-	-	-	-
Barley	446	*	24	*	*	*	*	*	*
Wheat	436	*	38	131	*	*	755	*	57
Maize	4607	383	1496	1199	133	817	10538	914	921
Sorghum	6326	1697	2775	1348	322	945	13952	5047	2091
Finger millet	-	-	-	-	-	-	-	-	-
Oats / 'Aja'	*	*	*	*	*	*	*	*	*
Rice	-	-	-	-	-	-	-	-	-
Pulses	193	5	*	*	*	*	503	13	*
Horse / Faba beans	-	-	-	-	-	-	*	*	*
Field Peas	-	-	-	*	*	*	*	*	*
Haricot beans	168	*	*	-	-	-	396	10	*
Chick peas	-	-	-	-	-	-	-	-	-
Lentils	-	-	-	-	-	-	*	*	*
Vetch / Grass peas	-	-	-	-	-	-	-	-	-
Soya beans	-	-	-	-	-	-	-	-	-
Fenugreek	*	*	*	-	-	-	*	*	*
Gibto	-	-	-	-	-	-	-	-	-
Oilseeds	1869	186	501	164	*	*	6992	1559	1090
Neug	-	-	-	-	-	-	-	-	-
Linseed	-	-	-	-	-	-	-	-	-
Groundnuts	1869	186	501	164	*	*	6992	1522	1083
Safflower	-	-	-	-	-	-	-	-	-
Sesame	-	-	-	-	-	-	486	37	6
Rapeseed	-	-	-	-	-	-	-	-	-
Vegetables	*	*	*	-	-	-	*	*	-
Lettuce	-	-	-	-	-	-	-	-	-
Head cabbage	*	*	*	-	-	-	-	-	-
Ethiopian cabbage	*	*	*	-	-	-	*	*	-
Tomatoes	-	-	-	-	-	-	-	-	-
Green peppers	-	-	-	-	-	-	-	-	-
Red peppers	-	-	-	-	-	-	*	*	-
Swiss chard	-	-	-	-	-	-	-	-	-
Root crops	702	43	55	192	6	*	1850	103	*
Beetroot	-	-	-	-	-	-	-	-	-
Carrot	-	-	-	-	-	-	-	-	-
Onion	*	*	*	-	-	-	-	-	-
Potatoes	*	*	*	*	*	*	*	*	*
Garlic	*	*	*	-	-	-	*	*	-
Taro 'Godere'	-	-	-	-	-	-	-	-	-
Sweet potatoes	403	10	*	116	*	*	1344	57	*
Other Temporary	166	*	*	*	*	*	1489	9	-
Permanent crops	-	-	-	-	-	-	13122	2309	-
Avocado	-	-	-	-	-	-	-	-	-
Bananas	-	-	-	-	-	-	902	32	-
Guava	-	-	-	-	-	-	921	26	-
Lemons	-	-	-	-	-	-	178	*	-
Mangoes	-	-	-	-	-	-	3304	154	-
Oranges	-	-	-	-	-	-	*	*	-
Papayas	-	-	-	-	-	-	1008	6	-
Pineapples	-	-	-	-	-	-	-	-	-
Chat	-	-	-	-	-	-	11740	2036	-
Coffee	-	-	-	-	-	-	1190	28	-
Hops / 'Geshe'	-	-	-	-	-	-	*	*	-
Enset	-	-	-	-	-	-	-	-	-
Sugar cane	-	-	-	-	-	-	*	*	-
Other permanent	-	-	-	-	-	-	487	12	-

Harari Region

(Table 1.9 Contd.)

Crop type	Improved seed			Pesticide		Irrigation		Extension package	
	Holder	Hectare	Quintal	Holder	Hectare	Holder	Hectare	Holder	Hectare
All	458	30	17	1169	390	2318	531	1952	503
Cereals	307	*	*	642	200	1492	268	1900	437
Teff	-	-	-	-	-	-	-	-	-
Barley	-	-	-	-	-	-	-	*	*
Wheat	*	*	*	-	-	*	*	151	*
Maize	206	*	*	357	*	854	57	1173	101
Sorghum	100	*	*	592	178	1169	211	1750	326
Finger millet	-	-	-	-	-	-	-	-	-
Oats / 'Aja'	-	-	-	-	-	-	-	-	-
Rice	-	-	-	-	-	-	-	-	-
Pulses	-	-	-	*	*	*	*	*	*
Horse / Faba beans	-	-	-	-	-	-	-	-	-
Field Peas	-	-	-	-	-	-	-	-	-
Haricot beans	-	-	-	*	*	*	*	*	*
Chick peas	-	-	-	-	-	-	-	-	-
Lentils	-	-	-	-	-	-	-	-	-
Vetch / Grass peas	-	-	-	-	-	-	-	-	-
Soya beans	-	-	-	-	-	-	-	-	-
Fenugreek	-	-	-	-	-	-	-	-	-
Gibto	-	-	-	-	-	-	-	-	-
Oilseeds	*	*	*	*	*	319	*	404	61
Neug	-	-	-	-	-	-	-	-	-
Linseed	-	-	-	-	-	-	-	-	-
Groundnuts	*	*	*	*	*	319	*	404	59
Safflower	-	-	-	-	-	-	-	-	-
Sesame	-	-	-	-	-	-	-	*	*
Rapeseed	-	-	-	-	-	-	-	-	-
Vegetables	*	*	*	-	-	*	*	-	-
Lettuce	-	-	-	-	-	-	-	-	-
Head cabbage	*	*	-	-	-	-	-	-	-
Ethiopian cabbage	-	-	-	-	-	-	-	-	-
Tomatoes	-	-	-	-	-	-	-	-	-
Green peppers	-	-	-	-	-	-	-	-	-
Red peppers	-	-	-	-	-	*	*	-	-
Swiss chard	-	-	-	-	-	-	-	-	-
Root crops	*	*	*	*	*	145	*	218	5
Beetroot	-	-	-	-	-	-	-	-	-
Carrot	-	-	-	-	-	-	-	-	-
Onion	*	*	-	-	-	-	-	-	-
Potatoes	*	*	-	-	-	*	*	*	*
Garlic	-	-	-	*	*	-	-	-	-
Taro 'Godere'	-	-	-	-	-	-	-	-	-
Sweet potatoes	*	*	*	*	*	*	*	167	3
Other Temporary	-	-	-	-	-	*	*	-	-
Permanent crops	-	-	-	1063	183	2088	197	-	-
Avocado	-	-	-	-	-	-	-	-	-
Bananas	-	-	-	-	-	366	*	-	-
Guava	-	-	-	-	-	156	*	-	-
Lemons	-	-	-	-	-	*	*	-	-
Mangoes	-	-	-	-	-	*	*	-	-
Oranges	-	-	-	-	-	*	*	-	-
Papayas	-	-	-	-	-	*	*	-	-
Pineapples	-	-	-	-	-	-	-	-	-
Chat	-	-	-	1063	181	1252	128	-	-
Coffee	*	*	-	*	*	*	*	-	-
Hops / 'Geshe'	-	-	-	-	-	-	-	-	-
Enset	-	-	-	-	-	-	-	-	-
Sugar cane	-	-	-	-	-	*	*	-	-
Other permanent	-	-	-	-	-	*	*	-	-

Addis Ababa City Administration Table 1.10 Number of Holders, Inputs Applied Area and Quantity of Inputs used

Crop type	All	All Fertilizer		Natural		DAP		
	Crop area	Hectare	Quintal	Holder	Hectare	Holder	Hectare	Quintal
All	23281	20414	44181	6229	297	1623	608	512
Cereals	19816	19557	43484	1815	127	714	352	408
Teff	9551	9482	22601	*	*	*	*	*
Barley	*	*	*	298	42	*	*	*
Wheat	9589	9479	20161	156	*	284	107	143
Maize	66	46	33	1497	24	*	*	*
Sorghum	*	-	-	-	-	-	-	-
Finger millet	*	*	*	-	-	-	-	-
Oats / 'Aja'	17	12	15	*	*	-	-	-
Rice	*	*	*	-	-	-	-	-
Pulses	3143	618	284	1481	112	751	*	98
Horse / Faba beans	305	108	*	1399	95	*	*	*
Field Peas	120	38	*	*	*	*	*	*
Haricot beans	3	1	*	148	1	-	-	-
Chick peas	1353	274	108	-	-	544	*	54
Lentils	196	37	*	*	*	181	*	*
Vetch / Grass peas	937	*	*	-	-	*	*	*
Soya beans	-	-	-	-	-	-	-	-
Fenugreek	229	62	*	*	*	*	*	*
Gibto	-	-	-	-	-	-	-	-
Oilseeds	21	3	*	140	*	116	*	*
Neug	*	-	-	-	-	-	-	-
Linseed	14	*	-	*	*	-	-	-
Groundnuts	-	-	-	-	-	-	-	-
Safflower	3	2	*	*	*	*	*	*
Sesame	-	-	-	-	-	-	-	-
Rapeseed	2	*	*	*	*	*	*	*
Vegetables	54	32	*	3024	20	*	*	*
Lettuce	2	*	*	*	*	-	-	-
Head cabbage	*	*	*	202	*	-	-	-
Ethiopian cabbage	32	25	*	2873	18	*	*	*
Tomatoes	*	*	*	*	*	-	-	-
Green peppers	1	1	*	400	*	*	*	*
Red peppers	*	-	-	-	-	-	-	-
Swiss chard	*	*	*	263	*	*	*	*
Root crops	212	182	314	2811	19	199	*	4
Beetroot	*	*	*	336	*	*	*	*
Carrot	102	86	113	278	*	*	*	*
Onion	*	*	*	522	1	*	*	*
Potatoes	9	*	*	171	*	-	-	-
Garlic	16	12	9	2509	7	199	1	2
Taro 'Godere'	-	-	-	-	-	-	-	-
Sweet potatoes	*	*	-	*	*	-	-	-
Other Temporary	11	4	*	850	3	*	*	*
Permanenit crops	26	18	-	2054	17	-	-	-
Avocado	-	-	-	-	-	-	-	-
Bananas	*	*	-	*	*	-	-	-
Guava	-	-	-	-	-	-	-	-
Lemons	-	-	-	-	-	-	-	-
Mangoes	*	*	-	*	*	-	-	-
Oranges	*	-	-	-	-	-	-	-
Papayas	-	-	-	-	-	-	-	-
Pineapples	-	-	-	-	-	-	-	-
Chat	2	1	-	249	*	-	-	-
Coffee	*	*	-	160	*	-	-	-
Hops / 'Gesho'	22	15	-	1700	15	-	-	-
Enset	*	*	-	*	*	-	-	-
Sugar cane	*	*	-	*	*	-	-	-
Other permanent	1	1	-	601	1	-	-	-

Addis Ababa City Administration (Table 1.10 contd.)

Crop type	UREA			UREA + DAP			Indigenous seed		
	Holder	Hectare	Quintal	Holder	Hectare	Quintal	Holder	Hectare	Quintal
All	1114	78	116	11729	19431	43553	15929	22225	28829
Cereals	364	42	*	11333	19036	43000	13386	18881	24342
Teff	*	*	*	9742	9440	22541	9817	9142	7190
Barley	*	*	*	*	*	*	1062	*	*
Wheat	*	*	*	9391	9283	19956	9477	9086	16014
Maize	163	*	*	324	*	*	3561	55	55
Sorghum	-	-	-	-	-	-	*	*	*
Finger millet	-	-	-	*	*	*	*	*	*
Oats / 'Aja'	-	-	-	177	11	15	320	17	37
Rice	-	-	-	*	*	*	-	-	-
Pulses	*	*	*	1117	238	174	7960	3142	4475
Horse / Faba beans	*	*	*	266	*	*	3916	305	552
Field Peas	-	-	-	*	*	*	872	120	216
Haricot beans	-	-	-	*	*	*	420	3	2
Chick peas	*	*	*	353	*	*	3922	1353	2257
Lentils	*	*	*	*	*	*	1342	195	173
Vetch / Grass peas	-	-	-	*	*	*	4248	937	1160
Soya beans	-	-	-	-	-	-	-	-	-
Fenugreek	*	*	*	505	54	*	2113	228	114
Gibto	-	-	-	-	-	-	-	-	-
Oilseeds	*	*	*	122	2	*	903	20	8
Neug	-	-	-	-	-	-	*	*	*
Linseed	-	-	-	-	-	-	226	14	6
Groundnuts	-	-	-	-	-	-	-	-	-
Safflower	*	*	*	*	*	*	278	3	2
Sesame	-	-	-	-	-	-	-	-	-
Rapeseed	*	*	*	*	*	*	400	2	*
Vegetables	234	*	*	682	9	*	5570	45	*
Lettuce	*	*	*	*	*	*	438	*	-
Head cabbage	*	*	*	*	*	*	354	*	-
Ethiopian cabbage	187	*	*	657	6	39	5105	32	*
Tomatoes	-	-	-	*	*	*	132	*	-
Green peppers	*	*	*	*	*	*	914	1	-
Red peppers	-	-	-	-	-	-	*	*	*
Swiss chard	*	*	*	*	*	*	551	1	-
Root crops	414	*	10	1347	144	299	5609	101	-
Beetroot	*	*	*	512	*	*	770	*	-
Carrot	*	*	*	679	66	104	701	34	-
Onion	-	-	-	151	*	*	931	*	-
Potatoes	*	*	*	*	*	*	447	9	-
Garlic	229	*	1	335	*	*	4868	16	-
Taro 'Godere'	-	-	-	-	-	-	-	-	-
Sweet potatoes	-	-	-	-	-	-	*	*	-
Other Temporary	122	*	*	*	*	*	1633	11	*
Permanent crops	-	-	-	-	-	-	3089	26	-
Avocado	-	-	-	-	-	-	-	-	-
Bananas	-	-	-	-	-	-	*	*	-
Guava	-	-	-	-	-	-	-	-	-
Lemons	-	-	-	-	-	-	-	-	-
Mangoes	-	-	-	-	-	-	*	*	-
Oranges	-	-	-	-	-	-	*	*	-
Papayas	-	-	-	-	-	-	-	-	-
Pineapples	-	-	-	-	-	-	-	-	-
Chat	-	-	-	-	-	-	395	2	-
Coffee	-	-	-	-	-	-	192	*	-
Hops / 'Geshe'	-	-	-	-	-	-	2445	22	-
Enset	-	-	-	-	-	-	*	*	-
Sugar cane	-	-	-	-	-	-	*	*	-
Other permanent	-	-	-	-	-	-	817	1	-

Addis Ababa City Administration (Table 1.10 Contd.)

Crop type	Improved seed			Pesticide		Irrigation		Extension package	
	Holder	Hectare	Quintal	Holder	Hectare	Holder	Hectare	Holder	Hectare
All	2830	1056	903	2028	1925	789	53	1527	1795
Cereals	1668	934	903	1942	1924	*	*	1500	1785
Teff	817	409	156	1629	1388	-	-	1010	1040
Barley	-	-	-	201	*	-	-	-	-
Wheat	1054	503	723	728	346	-	-	1178	729
Maize	*	*	*	-	-	*	*	*	*
Sorghum	-	-	-	-	-	-	-	-	-
Finger millet	-	-	-	-	-	-	-	-	-
Oats / 'Aja'	-	-	-	*	*	-	-	-	-
Rice	*	*	*	-	-	-	-	*	*
Pulses	*	*	-	-	-	*	*	*	*
Horse / Faba beans	*	*	-	-	-	-	-	-	-
Field Peas	*	*	-	-	-	-	-	-	-
Haricot beans	-	-	-	-	-	*	*	*	*
Chick peas	-	-	-	-	-	*	*	*	*
Lentils	*	*	-	-	-	-	-	-	-
Vetch / Grass peas	-	-	-	-	-	-	-	-	-
Soya beans	-	-	-	-	-	-	-	-	-
Fenugreek	*	*	-	-	-	-	-	-	-
Gibto	-	-	-	-	-	-	-	-	-
Oilseeds	*	*	-	-	-	-	-	*	*
Neug	-	-	-	-	-	-	-	*	*
Linseed	-	-	-	-	-	-	-	-	-
Groundnuts	-	-	-	-	-	-	-	-	-
Safflower	*	*	-	-	-	-	-	-	-
Sesame	-	-	-	-	-	-	-	-	-
Rapeseed	-	-	-	-	-	-	-	-	-
Vegetables	319	*	-	*	*	350	*	-	-
Lettuce	*	*	-	-	-	131	*	-	-
Head cabbage	142	*	-	-	-	*	*	-	-
Ethiopian cabbage	*	*	-	*	*	322	5	-	-
Tomatoes	*	*	-	-	-	-	*	-	-
Green peppers	-	-	-	-	-	*	*	-	-
Red peppers	-	-	-	-	-	-	*	-	-
Swiss chard	*	*	-	-	-	*	*	-	-
Root crops	1160	111	-	*	*	398	33	*	*
Beetroot	606	*	-	-	-	*	*	-	-
Carrot	794	68	-	*	*	192	*	*	*
Onion	*	*	-	-	-	*	*	-	-
Potatoes	-	-	-	-	-	*	*	-	-
Garlic	-	-	-	*	*	*	*	-	-
Taro 'Godere'	-	-	-	-	-	-	-	-	-
Sweet potatoes	-	-	-	-	-	-	-	-	-
Other Temporary	*	*	-	-	-	167	*	-	-
Permanent crops	-	-	-	-	-	376	*	-	-
Avocado	-	-	-	-	-	-	-	-	-
Bananas	-	-	-	-	-	-	-	-	-
Guava	-	-	-	-	-	-	-	-	-
Lemons	-	-	-	-	-	-	-	-	-
Mangoes	-	-	-	-	-	-	-	-	-
Oranges	-	-	-	-	-	-	-	-	-
Papayas	-	-	-	-	-	-	-	-	-
Pineapples	-	-	-	-	-	-	-	-	-
Chat	-	-	-	-	-	*	*	-	-
Coffee	-	-	-	-	-	-	-	-	-
Hops / 'Geshe'	-	-	-	-	-	*	*	-	-
Enset	-	-	-	-	-	-	-	-	-
Sugar cane	-	-	-	-	-	*	*	-	-
Other permanent	-	-	-	-	-	*	*	-	-

Zone 3 zone

Table 1.10.1 Number of Holders, Inputs Applied Area and Quantity of Inputs used

Crop type	All	All Fertilizer		Natural		DAP		
	Crop area	Hectare	Quintal	Holder	Hectare	Holder	Hectare	Quintal
All	13477	12175	27924	4215	239	1399	574	482
Cereals	11759	11565	27600	1123	110	626	338	392
Teff	5111	5073	13490	*	*	*	*	*
Barley	*	*	*	273	38	*	*	*
Wheat	6031	5928	13403	156	*	235	97	*
Maize	32	26	*	831	*	*	*	*
Sorghum	-	-	-	-	-	-	-	-
Finger millet	*	*	*	-	-	-	-	-
Oats / 'Aja'	8	*	*	*	*	-	-	-
Rice	*	*	*	-	-	-	-	-
Pulses	1597	520	253	923	83	622	*	85
Horse / Faba beans	193	74	*	866	68	*	*	*
Field Peas	104	36	*	*	*	*	*	*
Haricot beans	1	*	*	*	*	-	-	-
Chick peas	568	228	88	-	-	*	*	43
Lentils	110	34	*	*	*	181	*	*
Vetch / Grass peas	552	*	*	-	-	*	*	*
Soya beans	-	-	-	-	-	-	-	-
Fenugreek	69	49	*	*	*	*	*	*
Gibto	-	-	-	-	-	-	-	-
Oilseeds	*	2	3	*	*	*	*	*
Neug	*	-	-	-	-	-	-	-
Linsced	*	-	-	-	-	-	-	-
Groundnuts	-	-	-	-	-	-	-	-
Safflower	*	*	*	*	*	*	*	*
Sesame	-	-	-	-	-	-	-	-
Rapeseed	*	*	*	*	*	*	*	*
Vegetables	30	21	6	2581	18	*	*	*
Lettuce	*	*	*	*	*	-	-	-
Head cabbage	*	*	*	153	*	-	-	-
Ethiopian cabbage	25	19	5	2478	16	*	*	*
Tomatoes	*	*	-	*	*	-	-	-
Green peppers	1	*	*	351	*	*	*	*
Red peppers	*	-	-	-	-	-	-	-
Swiss chard	1	1	*	238	*	*	*	*
Root crops	61	53	62	1866	14	175	*	4
Betroot	*	*	*	256	*	*	*	*
Carrot	37	31	47	189	*	*	*	*
Onion	1	1	*	389	1	*	*	*
Potatoes	*	*	*	*	*	-	-	-
Garlic	11	9	7	1671	4	175	1	2
Taro 'Godere'	-	-	-	-	-	-	-	-
Sweet potatoes	-	-	-	-	-	-	-	-
Other Temporary	2	2	*	607	2	-	-	-
Permanent crops	17	12	-	1227	12	-	-	-
Avocado	-	-	-	-	-	-	-	-
Bananas	*	*	-	*	*	-	-	-
Guava	-	-	-	-	-	-	-	-
Lemons	-	-	-	-	-	-	-	-
Mangoes	*	*	-	*	*	-	-	-
Oranges	-	-	-	-	-	-	-	-
Papayas	-	-	-	-	-	-	-	-
Pineapples	-	-	-	-	-	-	-	-
Chat	1	*	-	*	*	-	-	-
Coffee	*	*	-	*	*	-	-	-
Hops / 'Geshe'	15	10	-	936	10	-	-	-
Enset	*	*	-	*	*	-	-	-
Sugar cane	*	*	-	*	*	-	-	-
Other permanent	1	1	-	438	*	-	-	-

Zone 3 zone

(Table 1.10.1contd.)

Crop type	UREA			UREA + DAP			Indigenous seed		
	Holder	Hectare	Quintal	Holder	Hectare	Quintal	Holder	Hectare	Quintal
All	592	38	54	7426	11324	27389	10118	12859	18679
Cereals	233	25	*	7286	11092	27168	8387	11166	16117
Teff	*	*	*	6174	5032	13431	6214	4844	4447
Barley	*	*	*	*	*	*	946	*	*
Wheat	*	*	*	6130	5757	13247	6294	5728	10603
Maize	*	*	*	*	*	*	1639	21	26
Sorghum	-	-	-	-	-	-	-	-	-
Finger millet	-	-	-	*	*	*	*	*	*
Oats / 'Aja'	-	-	-	*	*	*	168	8	15
Rice	-	-	-	*	*	*	-	-	-
Pulses	*	*	*	870	195	160	4748	1596	2556
Horse / Faba beans	*	*	*	*	*	*	2227	193	409
Field Peas	-	-	-	*	*	*	631	104	194
Haricot beans	-	-	-	*	*	*	149	1	1
Chick peas	*	*	*	*	*	*	2144	568	1059
Lentils	*	*	*	*	*	*	793	110	129
Vetch / Grass peas	-	-	-	*	*	*	2460	552	725
Soya beans	-	-	-	-	-	-	-	-	-
Fenugreek	-	-	-	416	46	*	728	68	39
Gibto	-	-	-	-	-	-	-	-	-
Oilseeds	*	*	*	*	*	*	431	*	*
Neug	-	-	-	-	-	-	*	*	*
Linseed	-	-	-	-	-	-	*	*	*
Groundnuts	-	-	-	-	-	-	-	-	-
Safflower	*	*	*	*	*	*	172	*	*
Sesame	-	-	-	-	-	-	-	-	-
Rapeseed	*	*	*	*	*	*	182	*	*
Vegetables	125	*	*	347	2	5	4254	30	*
Lettuce	-	-	-	*	*	*	246	*	-
Head cabbage	-	-	-	*	*	*	282	*	-
Ethiopian cabbage	125	*	*	347	2	4	3918	25	*
Tomatoes	-	-	-	-	-	-	106	*	-
Green peppers	*	*	*	*	*	*	627	1	-
Red peppers	-	-	-	-	-	-	*	*	-
Swiss chard	*	*	*	-	-	-	445	1	-
Root crops	*	*	*	559	34	55	3507	37	-
Beetroot	-	-	-	146	*	*	508	1	-
Carrot	*	*	*	267	23	*	456	22	-
Onion	-	-	-	*	*	*	645	1	-
Potatoes	-	-	-	*	*	*	266	*	-
Garlic	*	*	*	*	*	*	3158	11	-
Taro 'Godere'	-	-	-	-	-	-	-	-	-
Sweet potatoes	-	-	-	-	-	-	-	-	-
Other Temporary	*	*	*	-	-	-	806	2	*
Permanent crops	-	-	-	-	-	-	1876	17	-
Avocado	-	-	-	-	-	-	-	-	-
Bananas	-	-	-	-	-	-	*	*	-
Guava	-	-	-	-	-	-	-	-	-
Lemons	-	-	-	-	-	-	-	-	-
Mangoes	-	-	-	-	-	-	*	*	-
Oranges	-	-	-	-	-	-	-	-	-
Papayas	-	-	-	-	-	-	-	-	-
Pineapples	-	-	-	-	-	-	-	-	-
Chat	-	-	-	-	-	-	*	1	-
Coffee	-	-	-	-	-	-	*	*	-
Hops / 'Geshe'	-	-	-	-	-	-	1407	15	-
Enset	-	-	-	-	-	-	*	*	-
Sugar cane	-	-	-	-	-	-	*	*	-
Other permanent	-	-	-	-	-	-	541	1	-

Zone 3 zone

(Table 1.10.1 Contd.)

Crop type	Improved seed			Pesticide		Irrigation		Extension package	
	Holder	Hectare	Quintal	Holder	Hectare	Holder	Hectare	Holder	Hectare
All	1420	618	608	1018	845	504	23	1035	1167
Cereals	1078	593	608	997	845	*	*	1007	1167
Teff	517	268	107	733	407	-	-	645	683
Barley	-	-	-	201	*	-	-	-	-
Wheat	649	303	476	503	250	-	-	747	467
Maize	*	*	*	-	-	*	*	*	*
Sorghum	-	-	-	-	-	-	-	-	-
Finger millet	-	-	-	-	-	-	-	-	-
Oats / 'Aja'	-	-	-	*	*	-	-	-	-
Rice	*	*	*	-	-	-	-	*	*
Pulses	*	*	-	-	-	*	*	-	-
Horse / Faba beans	*	*	-	-	-	-	-	-	-
Field Peas	*	*	-	-	-	-	-	-	-
Haricot beans	-	-	-	-	-	*	*	-	-
Chick peas	-	-	-	-	-	*	*	-	-
Lentils	*	*	-	-	-	-	-	-	-
Vetch / Grass peas	-	-	-	-	-	-	-	-	-
Soya beans	-	-	-	-	-	-	-	-	-
Fenugreek	*	*	-	-	-	-	-	-	-
Gibto	-	-	-	-	-	-	-	-	-
Oilseeds	*	*	-	-	-	-	-	-	-
Neug	-	-	-	-	-	-	-	-	-
Linseed	-	-	-	-	-	-	-	-	-
Groundnuts	-	-	-	-	-	-	-	-	-
Safflower	*	*	-	-	-	-	-	-	-
Sesame	-	-	-	-	-	-	-	-	-
Rapeseed	-	-	-	-	-	-	-	-	-
Vegetables	*	*	-	*	*	169	*	-	-
Lettuce	*	*	-	-	-	*	*	-	-
Head cabbage	*	*	-	-	-	*	*	-	-
Ethiopian cabbage	*	*	-	*	*	142	*	-	-
Tomatoes	-	-	-	-	-	-	-	-	-
Green peppers	-	-	-	-	-	*	*	-	-
Red peppers	-	-	-	-	-	-	-	-	-
Swiss chard	*	*	-	-	-	*	*	-	-
Root crops	291	*	-	*	*	202	*	*	*
Beetroot	219	*	-	-	-	*	*	-	-
Carrot	264	*	-	*	*	121	*	-	-
Onion	-	-	-	-	-	*	*	*	*
Potatoes	-	-	-	-	-	*	*	-	-
Garlic	-	-	-	-	-	*	*	-	-
Taro 'Godere'	-	-	-	-	-	-	-	-	-
Sweet potatoes	-	-	-	-	-	-	-	-	-
Other Temporary	*	*	-	-	-	*	*	-	-
Permanent crops	-	-	-	-	-	263	*	-	-
Avocado	-	-	-	-	-	-	-	-	-
Bananas	-	-	-	-	-	-	-	-	-
Guava	-	-	-	-	-	-	-	-	-
Lemons	-	-	-	-	-	-	-	-	-
Mangoes	-	-	-	-	-	-	-	-	-
Oranges	-	-	-	-	-	-	-	-	-
Papayas	-	-	-	-	-	-	-	-	-
Pineapples	-	-	-	-	-	-	-	-	-
Chat	-	-	-	-	-	*	*	-	-
Coffee	-	-	-	-	-	-	-	-	-
Hops / 'Gesho'	-	-	-	-	-	*	*	-	-
Enset	-	-	-	-	-	-	-	-	-
Sugar cane	-	-	-	-	-	*	*	-	-
Other permanent	-	-	-	-	-	*	*	-	-

Zone 6 zone

Table 1.10.2 Number of Holders, Inputs Applied Area and Quantity of Inputs used

Crop type	All	All Fertilizer		Natural		DAP		
	Crop area	Hectare	Quintal	Holder	Hectare	Holder	Hectare	Quintal
All	9804	8239	16257	2014	*	225	*	*
Cereals	8056	7992	15884	692	16	*	*	*
Teff	4440	4410	9111	-	-	-	-	-
Barley	*	*	-	*	*	-	-	-
Wheat	3558	3551	6758	-	-	*	*	*
Maize	34	*	*	666	*	*	*	*
Sorghum	*	-	-	-	-	-	-	-
Finger millet	-	-	-	-	-	-	-	-
Oats / 'Aja'	*	*	*	-	-	-	-	-
Rice	-	-	-	-	-	-	-	-
Pulses	1545	98	*	558	*	*	*	*
Horse / Faba beans	112	*	*	533	*	*	*	*
Field Peas	16	*	*	-	-	-	-	-
Haricot beans	*	*	-	121	*	-	-	-
Chick peas	785	*	*	-	-	*	*	*
Lentils	86	*	*	-	-	-	-	-
Vetch / Grass peas	385	-	-	-	-	-	-	-
Soya beans	-	-	-	-	-	-	-	-
Fenugreek	160	13	*	*	*	-	-	-
Gibto	-	-	-	-	-	-	-	-
Oilseeds	11	*	*	*	*	*	*	*
Neug	*	-	-	-	-	-	-	-
Linseed	7	*	-	*	*	-	-	-
Groundnuts	-	-	-	-	-	-	-	-
Safflower	2	*	*	-	-	-	-	-
Sesame	-	-	-	-	-	-	-	-
Rapeseed	*	*	*	*	*	*	*	*
Vegetables	24	11	*	444	1	*	*	*
Lettuce	*	*	*	-	-	-	-	-
Head cabbage	*	*	*	*	*	-	-	-
Ethiopian cabbage	7	6	*	395	1	*	*	*
Tomatoes	*	*	*	*	*	-	-	-
Green peppers	*	*	*	*	*	*	*	*
Red peppers	*	-	-	-	-	-	-	-
Swiss chard	*	*	*	*	*	*	*	*
Root crops	151	129	*	945	*	*	*	*
Beetroot	*	*	*	*	*	-	-	-
Carrot	65	54	*	*	*	-	-	-
Onion	*	*	*	*	*	-	-	-
Potatoes	*	*	*	*	*	-	-	-
Garlic	5	3	*	838	3	*	*	*
Taro 'Godere'	-	-	-	-	-	-	-	-
Sweet potatoes	*	*	-	*	*	-	-	-
Other Temporary	8	2	*	*	*	*	*	*
Permanent crops	9	6	-	827	5	-	-	-
Avocado	-	-	-	-	-	-	-	-
Bananas	*	*	-	*	*	-	-	-
Guava	-	-	-	-	-	-	-	-
Lemons	-	-	-	-	-	-	-	-
Mangoes	-	-	-	-	-	-	-	-
Oranges	*	-	-	-	-	-	-	-
Papayas	-	-	-	-	-	-	-	-
Pineapples	-	-	-	-	-	-	-	-
Chat	*	*	-	*	*	-	-	-
Coffee	*	*	-	*	*	-	-	-
Hops / 'Geshe'	8	5	-	765	4	-	-	-
Enset	-	-	-	-	-	-	-	-
Sugar cane	*	-	-	-	-	-	-	-
Other permanent	*	*	-	*	*	-	-	-

Zone 6 zone

(Table 1.10.2 contd.)

Crop type	UREA			UREA + DAP			Indigenous seed		
	Holder	Hectare	Quintal	Holder	Hectare	Quintal	Holder	Hectare	Quintal
All	522	*	*	4303	8107	16165	5811	9366	10150
Cereals	131	*	*	4047	7945	15832	4999	7715	8225
Teff	*	*	*	3568	4408	9110	3602	4299	2742
Barley	-	-	-	-	-	-	*	*	*
Wheat	*	*	*	3261	3526	6708	3183	3359	5412
Maize	*	*	*	*	*	*	1922	34	28
Sorghum	-	-	-	-	-	-	*	*	*
Finger millet	-	-	-	-	-	-	-	-	-
Oats / 'Aja'	-	-	-	*	*	*	152	*	22
Rice	-	-	-	-	-	-	-	-	-
Pulses	*	*	*	248	*	*	3212	1545	1918
Horse / Faba beans	-	-	-	*	*	*	1689	112	144
Field Peas	-	-	-	*	*	*	241	16	22
Haricot beans	-	-	-	-	-	-	272	*	1
Chick peas	-	-	-	*	*	*	1778	785	1198
Lentils	*	*	*	-	-	-	549	86	44
Vetch / Grass peas	-	-	-	-	-	-	1788	385	435
Soya beans	-	-	-	-	-	-	-	-	-
Fenugreek	*	*	*	*	*	*	1385	160	75
Gibto	-	-	-	-	-	-	-	-	-
Oilseeds	-	-	-	*	*	*	473	11	4
Neug	-	-	-	-	-	-	*	*	*
Linseed	-	-	-	-	-	-	149	7	3
Groundnuts	-	-	-	-	-	-	-	-	-
Safflower	-	-	-	*	*	*	106	2	*
Sesame	-	-	-	-	-	-	-	-	-
Rapeseed	-	-	-	-	-	-	*	*	*
Vegetables	*	*	*	335	*	*	1315	*	*
Lettuce	*	*	*	*	*	*	192	*	-
Head cabbage	*	*	*	*	*	*	*	*	-
Ethiopian cabbage	*	*	*	310	*	*	1187	7	-
Tomatoes	-	-	-	*	*	*	*	*	-
Green peppers	-	-	-	*	*	*	287	*	-
Red peppers	-	-	-	-	-	-	*	*	*
Swiss chard	*	*	*	*	*	*	106	*	-
Root crops	271	*	*	788	110	*	2101	63	-
Beetroot	*	*	*	*	*	*	262	*	-
Carrot	*	*	*	412	43	*	245	*	-
Onion	-	-	-	*	*	*	286	*	-
Potatoes	*	*	*	*	*	*	181	*	-
Garlic	*	*	*	*	*	*	1710	5	-
Taro 'Godere'	-	-	-	-	-	-	*	*	-
Sweet potatoes	-	-	-	-	-	-	*	*	-
Other Temporary	*	*	*	*	*	*	827	8	*
Permanent crops	-	-	-	-	-	-	1213	9	-
Avocado	-	-	-	-	-	-	-	-	-
Bananas	-	-	-	-	-	-	*	*	-
Guava	-	-	-	-	-	-	-	-	-
Lemons	-	-	-	-	-	-	-	-	-
Mangoes	-	-	-	-	-	-	-	-	-
Oranges	-	-	-	-	-	-	*	*	-
Papayas	-	-	-	-	-	-	-	-	-
Pineapples	-	-	-	-	-	-	-	-	-
Chat	-	-	-	-	-	-	*	*	-
Coffee	-	-	-	-	-	-	*	*	-
Hops / 'Geshe'	-	-	-	-	-	-	1038	8	-
Enset	-	-	-	-	-	-	-	-	-
Sugar cane	-	-	-	-	-	-	*	*	-
Other permanent	-	-	-	-	-	-	*	*	-

Zone 6 zone

(Table 1.10.2 Contd.)

Crop type	Improved seed			Pesticide		Irrigation		Extension package	
	Holder	Hectare	Quintal	Holder	Hectare	Holder	Hectare	Holder	Hectare
All	1410	438	295	1009	1080	285	*	492	629
Cereals	590	341	295	945	1080	-	-	492	619
Teff	300	142	49	897	981	-	-	365	356
Barley	-	-	-	-	-	-	-	-	-
Wheat	406	199	246	225	96	-	-	430	262
Maize	-	-	-	-	-	-	-	-	-
Sorghum	-	-	-	-	-	-	-	-	-
Finger millet	-	-	-	-	-	-	-	-	-
Oats / 'Aja'	-	-	-	*	*	-	-	-	-
Rice	-	-	-	-	-	-	-	-	-
Pulses	-	-	-	-	-	-	-	*	*
Horse / Faba beans	-	-	-	-	-	-	-	-	-
Field Peas	-	-	-	-	-	-	-	-	-
Haricot beans	-	-	-	-	-	-	-	-	-
Chick peas	-	-	-	-	-	-	-	*	*
Lentils	-	-	-	-	-	-	-	-	-
Vetch / Grass peas	-	-	-	-	-	-	-	-	-
Soya beans	-	-	-	-	-	-	-	-	-
Fenugreek	-	-	-	-	-	-	-	-	-
Gibto	-	-	-	-	-	-	-	-	-
Oilseeds	*	*	-	-	-	-	-	*	*
Neug	-	-	-	-	-	-	-	*	*
Linseed	-	-	-	-	-	-	-	-	-
Groundnuts	-	-	-	-	-	-	-	-	-
Safflower	*	*	-	-	-	-	-	-	-
Sesame	-	-	-	-	-	-	-	-	-
Rapeseed	-	-	-	-	-	-	-	-	-
Vegetables	245	*	-	*	*	*	*	-	-
Lettuce	*	*	-	-	-	*	*	-	-
Head cabbage	121	*	-	-	-	*	*	-	-
Ethiopian cabbage	*	*	-	*	*	*	*	-	-
Tomatoes	*	*	-	-	-	-	-	-	-
Green peppers	-	-	-	-	-	-	-	-	-
Red peppers	-	-	-	-	-	-	-	-	-
Swiss chard	*	*	-	-	-	*	*	-	-
Root crops	869	87	-	*	*	*	*	-	-
Beetroot	387	*	-	-	-	*	*	-	-
Carrot	530	*	-	-	-	*	*	-	-
Onion	*	*	-	-	-	*	*	-	-
Potatoes	-	-	-	-	-	*	*	-	-
Garlic	-	-	-	*	*	-	-	-	-
Taro 'Godere'	-	-	-	-	-	-	-	-	-
Sweet potatoes	-	-	-	-	-	-	-	-	-
Other Temporary	-	-	-	-	-	*	*	-	-
Permanent crops	-	-	-	-	-	*	*	-	-
Avocado	-	-	-	-	-	-	-	-	-
Bananas	-	-	-	-	-	-	-	-	-
Guava	-	-	-	-	-	-	-	-	-
Lemons	-	-	-	-	-	-	-	-	-
Mangoes	-	-	-	-	-	-	-	-	-
Oranges	-	-	-	-	-	-	-	-	-
Papayas	-	-	-	-	-	-	-	-	-
Pineapples	-	-	-	-	-	-	-	-	-
Chat	-	-	-	-	-	*	*	-	-
Coffee	-	-	-	-	-	-	-	-	-
Hops / 'Geshe'	-	-	-	-	-	*	*	-	-
Enset	-	-	-	-	-	-	-	-	-
Sugar cane	-	-	-	-	-	*	*	-	-
Other permanent	-	-	-	-	-	*	*	-	-

Dire Dawa Administrative Council Table 1. 11 Number of Holders, Inputs Applied Area and Quantity of Inputs used

Crop type	All Crop area	All Fertilizer		Natural		DAP		
		Hectare	Quintal	Holder	Hectare	Holder	Hectare	Quintal
All	8334	2638	*	7258	2299	*	*	*
Cereals	6850	1987	*	6494	1751	*	*	*
Teff	-	-	-	-	-	-	-	-
Barley	*	*	-	*	*	-	-	-
Wheat	*	-	-	-	-	-	-	-
Maize	184	73	*	1798	68	-	-	-
Sorghum	6647	1914	*	6180	1682	*	*	*
Finger millet	-	-	-	-	-	-	-	-
Oats / 'Aja'	*	*	-	*	*	-	-	-
Rice	-	-	-	-	-	-	-	-
Pulses	280	140	*	1878	123	-	-	-
Horse / Faba beans	-	-	-	-	-	-	-	-
Field Peas	-	-	-	-	-	-	-	-
Haricot beans	279	140	*	1878	123	-	-	-
Chick peas	-	-	-	-	-	-	-	-
Lentils	-	-	-	-	-	-	-	-
Vetch / Grass peas	-	-	-	-	-	-	-	-
Soya beans	-	-	-	-	-	-	-	-
Fenugreek	*	-	-	-	-	-	-	-
Gibto	-	-	-	-	-	-	-	-
Oilseeds	54	*	*	181	*	-	-	-
Neug	-	-	-	-	-	-	-	-
Linseed	-	-	-	-	-	-	-	-
Groundnuts	41	*	*	*	*	-	-	-
Safflower	-	-	-	-	-	-	-	-
Sesame	*	*	*	*	*	-	-	-
Rapeseed	-	-	-	-	-	-	-	-
Vegetables	36	26	*	1012	25	-	-	-
Lettuce	-	-	-	-	-	-	-	-
Head cabbage	-	-	-	-	-	-	-	-
Ethiopian cabbage	*	*	*	*	*	-	-	-
Tomatoes	35	26	*	985	25	-	-	-
Green peppers	*	-	-	-	-	-	-	-
Red peppers	-	-	-	-	-	-	-	-
Swiss chard	-	-	-	-	-	-	-	-
Root crops	190	101	*	2064	86	-	-	-
Beetroot	*	*	-	*	*	-	-	-
Carrot	-	-	-	-	-	-	-	-
Onion	*	*	*	*	*	-	-	-
Potatoes	*	*	*	*	*	-	-	-
Garlic	*	*	-	*	*	-	-	-
Taro 'Godere'	-	-	-	-	-	-	-	-
Sweet potatoes	146	74	*	1589	66	-	-	-
Other Temporary	*	*	-	*	*	-	-	-
Permanent crops	923	370	-	4512	305	-	-	-
Avocado	-	-	-	-	-	-	-	-
Bananas	3	*	-	202	*	-	-	-
Guava	9	*	-	*	*	-	-	-
Lemons	*	*	-	*	*	-	-	-
Mangoes	12	*	-	*	*	-	-	-
Oranges	*	*	-	*	*	-	-	-
Papayas	35	17	-	1143	15	-	-	-
Pineapples	-	-	-	-	-	-	-	-
Chat	713	297	-	2853	237	-	-	-
Coffee	89	29	-	1278	26	-	-	-
Hops / 'Gesho'	*	-	-	-	-	-	-	-
Enset	-	-	-	-	-	-	-	-
Sugar cane	*	-	-	-	-	-	-	-
Other permanent	46	14	-	900	13	-	-	-

Dire Dawa Administrative Council (Table 1.10 contd.)

Crop type	UREA			UREA + DAP			Indigenous seed		
	Holder	Hectare	Quintal	Holder	Hectare	Quintal	Holder	Hectare	Quintal
All	763	*	*	*	*	*	14782	8272	*
Cereals	630	*	*	*	*	*	14733	6796	*
Teff	-	-	-	-	-	-	-	-	-
Barley	-	-	-	-	-	-	*	*	*
Wheat	-	-	-	-	-	-	*	*	*
Maize	*	*	*	*	*	*	4403	183	75
Sorghum	572	*	*	*	*	*	14530	6595	*
Finger millet	-	-	-	-	-	-	-	-	-
Oats / 'Aja'	-	-	-	-	-	-	*	*	*
Rice	-	-	-	-	-	-	-	-	-
Pulses	*	*	*	*	*	*	4479	275	39
Horse / Faba beans	-	-	-	-	-	-	-	-	-
Field Peas	-	-	-	-	-	-	-	-	-
Haricot beans	*	*	*	*	*	*	4364	273	38
Chick peas	-	-	-	-	-	-	-	-	-
Lentils	-	-	-	-	-	-	-	-	-
Vetch / Grass peas	-	-	-	-	-	-	-	-	-
Soya beans	-	-	-	-	-	-	-	-	-
Fenugreek	-	-	-	-	-	-	*	*	*
Gibto	-	-	-	-	-	-	-	-	-
Oilseeds	*	*	*	-	-	-	918	54	13
Neug	-	-	-	-	-	-	-	-	-
Linseed	-	-	-	-	-	-	-	-	-
Groundnuts	*	*	*	-	-	-	605	41	13
Safflower	-	-	-	-	-	-	-	-	-
Sesame	*	*	*	-	-	-	339	*	*
Rapeseed	-	-	-	-	-	-	-	-	-
Vegetables	*	*	*	-	-	-	1458	34	-
Lettuce	-	-	-	-	-	-	-	-	-
Head cabbage	-	-	-	-	-	-	-	-	-
Ethiopian cabbage	-	-	-	-	-	-	*	*	-
Tomatoes	*	*	*	-	-	-	1382	33	-
Green peppers	-	-	-	-	-	-	*	*	-
Red peppers	-	-	-	-	-	-	-	-	-
Swiss chard	-	-	-	-	-	-	-	-	-
Root crops	*	*	*	-	-	-	4262	190	*
Beetroot	-	-	-	-	-	-	*	*	-
Carrot	-	-	-	-	-	-	-	-	-
Onion	*	*	*	-	-	-	699	*	-
Potatoes	*	*	*	-	-	-	*	*	*
Garlic	-	-	-	-	-	-	*	*	-
Taro 'Godere'	-	-	-	-	-	-	-	-	-
Sweet potatoes	*	*	*	-	-	-	3698	146	*
Other Temporary	-	-	-	-	-	-	181	*	-
Permanent crops	-	-	-	-	-	-	10717	922	-
Avocado	-	-	-	-	-	-	-	-	-
Bananas	-	-	-	-	-	-	453	3	-
Guava	-	-	-	-	-	-	678	9	-
Lemons	-	-	-	-	-	-	228	*	-
Mangoes	-	-	-	-	-	-	732	12	-
Oranges	-	-	-	-	-	-	130	*	-
Papayas	-	-	-	-	-	-	2418	35	-
Pineapples	-	-	-	-	-	-	-	-	-
Chat	-	-	-	-	-	-	8713	713	-
Coffee	-	-	-	-	-	-	3356	89	-
Hops / 'Geshe'	-	-	-	-	-	-	*	*	-
Enset	-	-	-	-	-	-	-	-	-
Sugar cane	-	-	-	-	-	-	*	*	-
Other permanent	-	-	-	-	-	-	2200	45	-

Dire Dawa Administrative Council (Table 1.11Contd.)

Crop type	Improved seed			Pesticide		Irrigation		Extension package	
	Holder	Hectare	Quintal	Holder	Hectare	Holder	Hectare	Holder	Hectare
All	802	61	11	135	*	5949	924	1059	261
Cereals	518	53	11	*	*	5392	535	933	242
Teff	-	-	-	-	-	-	-	-	-
Barley	-	-	-	-	-	*	*	-	-
Wheat	-	-	-	-	-	*	*	-	-
Maize	108	1	*	-	-	2272	87	*	*
Sorghum	440	52	*	*	*	4622	448	906	240
Finger millet	-	-	-	-	-	-	-	-	-
Oats / 'Aja'	-	-	-	-	-	*	*	-	-
Rice	-	-	-	-	-	-	-	-	-
Pulses	*	*	-	-	-	707	11	*	*
Horse / Faba beans	-	-	-	-	-	-	-	-	-
Field Peas	-	-	-	-	-	-	-	-	-
Haricot beans	*	*	-	-	-	707	11	*	*
Chick peas	-	-	-	-	-	-	-	-	-
Lentils	-	-	-	-	-	-	-	-	-
Vetch / Grass peas	-	-	-	-	-	-	-	-	-
Soya beans	-	-	-	-	-	-	-	-	-
Fenugreek	-	-	-	-	-	-	-	-	-
Gibto	-	-	-	-	-	-	-	-	-
Oilseeds	*	*	-	-	-	*	*	*	*
Neug	-	-	-	-	-	-	-	-	-
Linseed	-	-	-	-	-	-	-	-	-
Groundnuts	*	*	-	-	-	-	-	*	*
Safflower	-	-	-	-	-	-	-	-	-
Sesame	-	-	-	-	-	*	*	*	*
Rapeseed	-	-	-	-	-	-	-	-	-
Vegetables	*	*	-	-	-	1155	23	157	4
Lettuce	-	-	-	-	-	-	-	-	-
Head cabbage	-	-	-	-	-	-	-	-	-
Ethiopian cabbage	-	-	-	-	-	-	-	-	-
Tomatoes	*	*	-	-	-	1106	23	157	4
Green peppers	-	-	-	-	-	*	*	-	-
Red peppers	-	-	-	-	-	-	-	-	-
Swiss chard	-	-	-	-	-	-	-	-	-
Root crops	*	*	-	*	*	1598	34	*	*
Beetroot	*	*	-	-	-	*	*	-	-
Carrot	-	-	-	-	-	-	-	-	-
Onion	-	-	-	*	*	180	2	-	-
Potatoes	-	-	-	*	*	*	*	-	-
Garlic	-	-	-	-	-	*	*	-	-
Taro 'Godere'	-	-	-	-	-	-	-	-	-
Sweet potatoes	-	-	-	*	*	1411	30	*	*
Other Temporary	-	-	-	-	-	*	*	-	-
Permanent crops	-	-	-	*	*	5663	319	-	-
Avocado	-	-	-	-	-	-	-	-	-
Bananas	-	-	-	-	-	368	3	-	-
Guava	-	-	-	-	-	488	*	-	-
Lemons	-	-	-	-	-	*	*	-	-
Mangoes	-	-	-	-	-	386	*	-	-
Oranges	-	-	-	-	-	*	*	-	-
Papayas	-	-	-	-	-	1866	22	-	-
Pineapples	-	-	-	-	-	-	-	-	-
Chat	-	-	-	*	*	3381	184	-	-
Coffee	*	*	-	*	*	2724	71	-	-
Hops / 'Gesho'	-	-	-	-	-	*	*	-	-
Enset	-	-	-	-	-	-	-	-	-
Sugar cane	-	-	-	-	-	*	*	-	-
Other permanent	-	-	-	-	-	1083	24	-	-

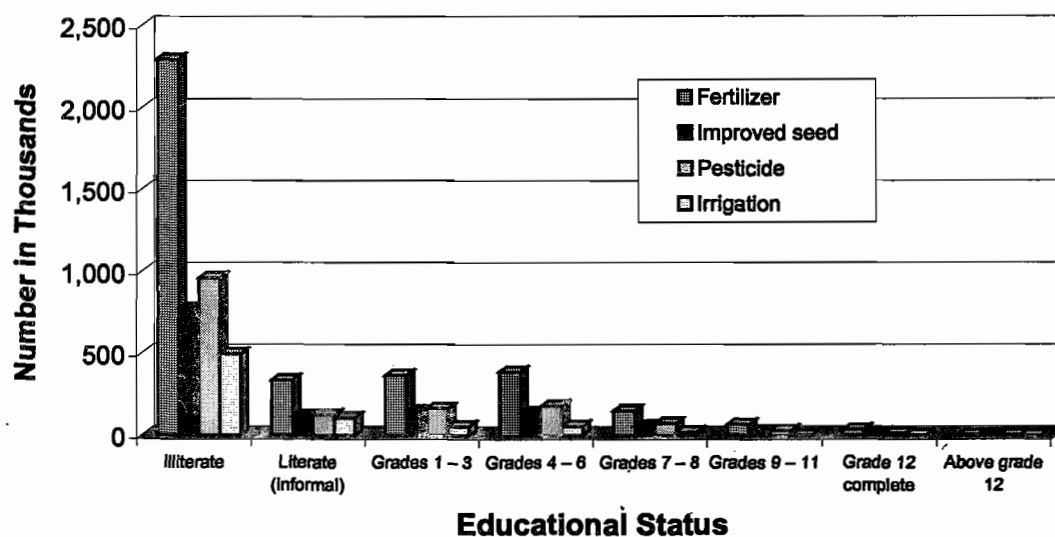
2. Number Of Holders Applying Inputs By Educational Status

As indicated in Table 2, out of the total number of crop holders, the highest number of holders (about 3.6 million) used chemical fertilizers, followed by application of pesticides (about 1.5 million holders). It was also estimated that illiterate holders were recorded more in all applications of agricultural inputs as compared to literate holders.

Table 2. Number of Holders Applying Inputs by Educational Status in Ethiopia

Educational Status of Holders	All Crop Holders	Fertilizer	Improved seed	Pesticide	Irrigation
Illiterate	7,183,130	2,296,157	775,307	960,800	496,153
Literate (informal)	898,554	336,117	119,810	124,727	105,777
Grades 1 – 3	919,206	365,145	148,459	165,079	54,747
Grades 4 – 6	921,043	388,455	140,137	177,705	55,300
Grades 7 – 8	320,453	152,635	59,275	75,122	19,320
Grades 9 – 11	123,986	67,389	25,022	30,359	4,424
Grade 12 complete	62,334	34,843	16,780	13,520	2,735
Above grade 12	10,633	3,534	2,700	1,742	*
Total	10,439,338	3,644,274	1,287,490	1,549,055	738,828

Fig 3. Number of holders applying agricultural inputs by educational status



Tigray Region
Table 2.1 Number of Holders Applying Inputs by Educational Status

Educational Status of Holders	All Crop Holders	Fertilizer	Improved seed	Pesticide	Irrigation
Illiterate	453273	157796	31599	22908	64626
Literate (informal)	96235	46608	9325	6222	20286
Grades 1 – 3	55315	27919	5859	4174	8056
Grades 4 – 6	32381	19016	3288	2818	5080
Grades 7 – 8	4765	1999	1100	792	*
Grades 9 – 11	1702	1130	-	-	*
Grade 12 complete	*	*	*	-	-
Above grade 12	-	-	-	-	-
Total	643935	254732	51265	36914	99193

West Tigray zone
Table 2.1.1 Number of Holders Applying Inputs by Educational Status

Educational Status of Holders	All Crop Holders	Fertilizer	Improved seed	Pesticide	Irrigation
Illiterate	84931	39435	1928	4633	3971
Literate (informal)	16629	10059	*	*	*
Grades 1 – 3	13377	9181	*	*	*
Grades 4 – 6	3848	2923	*	748	-
Grades 7 – 8	*	*	*	-	-
Grades 9 – 11	-	-	-	-	-
Grade 12 complete	*	*	-	-	-
Above grade 12	-	-	-	-	-
Total	119438	62077	2708	7072	6862

Central Tigray zone
Table 2.1.2 Number of Holders Applying Inputs by Educational Status

Educational Status of Holders	All Crop Holders	Fertilizer	Improved seed	Pesticide	Irrigation
Illiterate	138324	64061	7909	9206	12860
Literate (informal)	25060	17093	1315	2878	4171
Grades 1 – 3	20655	11133	1791	1597	2115
Grades 4 – 6	15335	10400	*	1354	1622
Grades 7 – 8	1597	*	-	*	-
Grades 9 – 11	879	*	-	-	-
Grade 12 complete	-	-	-	-	-
Above grade 12	-	-	-	-	-
Total	201849	104218	11903	15386	20768

East Tigray zone Table 2.1.3 Number of Holders Applying Inputs by Educational Status

Educational Status of Holders	All Crop Holders	Fertilizer	Improved seed	Pesticide	Irrigation
Illiterate	73530	24568	7136	3455	15056
Literate (informal)	16480	9510	3308	489	4328
Grades 1 – 3	8551	4763	1933	605	2101
Grades 4 – 6	6065	2177	*	*	1916
Grades 7 – 8	833	*	*	*	*
Grades 9 – 11	*	-	-	-	-
Grade 12 complete	*	*	*	-	-
Above grade 12	-	-	-	-	-
Total	105696	41564	13436	4908	23544

South Tigray zone Table 2.1.4 Number of Holders Applying Inputs by Educational Status

Educational Status of Holders	All Crop Holders	Fertilizer	Improved seed	Pesticide	Irrigation
Illiterate	122801	27232	13559	4881	31744
Literate (informal)	29502	8849	3922	1785	9676
Grades 1 – 3	9772	2550	1738	*	2607
Grades 4 – 6	6014	3369	1782	*	1467
Grades 7 – 8	1639	*	*	*	*
Grades 9 – 11	*	*	-	-	*
Grade 12 complete	-	-	-	-	-
Above grade 12	-	-	-	-	-
Total	170337	42622	21487	8511	46496

North West Tigray zone Table 2.1.5 Number of Holders Applying Inputs by Educational Status

Educational Status of Holders	All Crop Holders	Fertilizer	Improved seed	Pesticide	Irrigation
Illiterate	33687	2500	1067	733	994
Literate (informal)	8564	1097	*	*	*
Grades 1 – 3	2960	292	*	*	*
Grades 4 – 6	1118	*	-	-	*
Grades 7 – 8	*	*	-	-	-
Grades 9 – 11	*	*	-	-	-
Grade 12 complete	-	-	-	-	-
Above grade 12	-	-	-	-	-
Total	46615	4250	1731	1036	1522

Afar Region Table 2.2 Number of Holders Applying Inputs by Educational Status

Educational Status of Holders	All Crop Holders	Fertilizer	Improved seed	Pesticide	Irrigation
Illiterate	9949	*	337	464	5991
Literate (informal)	1081	153	*	*	559
Grades 1 – 3	274	-	*	-	225
Grades 4 – 6	550	*	*	*	496
Grades 7 – 8	158	-	*	*	158
Grades 9 – 11	*	-	-	-	*
Grade 12 complete	*	-	*	*	*
Above grade 12	-	-	-	-	-
Total	12059	554	592	648	7477

Zone 1 zone Table 2.2.1 Number of Holders Applying Inputs by Educational Status

Educational Status of Holders	All Crop Holders	Fertilizer	Improved seed	Pesticide	Irrigation
Illiterate	4855	*	135	-	4799
Literate (informal)	352	*	*	*	352
Grades 1 – 3	187	-	*	-	187
Grades 4 – 6	284	-	-	-	284
Grades 7 – 8	*	-	-	-	*
Grades 9 – 11	*	-	-	-	*
Grade 12 complete	-	-	-	-	-
Above grade 12	-	-	-	-	-
Total	5721	*	172	*	5665

Zone 3 zone Table 2.2.2 Number of Holders Applying Inputs by Educational Status

Educational Status of Holders	All Crop Holders	Fertilizer	Improved seed	Pesticide	Irrigation
Illiterate	5094	*	202	464	1192
Literate (informal)	728	141	*	*	*
Grades 1 – 3	*	-	-	-	*
Grades 4 – 6	266	*	*	*	*
Grades 7 – 8	*	-	*	*	*
Grades 9 – 11	-	-	-	-	-
Grade 12 complete	*	-	*	*	*
Above grade 12	-	-	-	-	-
Total	6338	530	420	636	1812

Amhara Region Table 2.3 Number of Holders Applying Inputs by Educational Status

Educational Status of Holders	All Crop Holders	Fertilizer	Improved seed	Pesticide	Irrigation
Illiterate	2183686	648964	219190	110597	218130
Literate (informal)	436724	155157	59620	31351	59089
Grades 1 – 3	129967	50666	20247	11301	9853
Grades 4 – 6	127214	46693	16893	10056	15910
Grades 7 – 8	31221	12733	4263	3414	3951
Grades 9 – 11	12026	6729	1691	*	*
Grade 12 complete	9553	3210	*	*	*
Above grade 12	*	-	-	-	*
Total	2931369	924152	322808	167661	308712

North Gondar zone Table 2.3.1 Number of Holders Applying Inputs by Educational Status

Educational Status of Holders	All Crop Holders	Fertilizer	Improved seed	Pesticide	Irrigation
Illiterate	316517	65950	13972	20386	14048
Literate (informal)	50391	17094	*	4850	*
Grades 1 – 3	18476	3930	*	*	*
Grades 4 – 6	12983	3876	*	*	-
Grades 7 – 8	3735	*	-	-	-
Grades 9 – 11	*	-	-	-	-
Grade 12 complete	*	*	-	-	-
Above grade 12	-	-	-	-	-
Total	403832	91821	19886	28132	17719

South Gonder zone Table 2.3.2 Number of Holders Applying Inputs by Educational Status

Educational Status of Holders	All Crop Holders	Fertilizer	Improved seed	Pesticide	Irrigation
Illiterate	280629	68880	11665	10276	17829
Literate (informal)	63488	11788	3517	*	*
Grades 1 – 3	12358	2209	1561	-	*
Grades 4 – 6	10185	2754	*	*	*
Grades 7 – 8	*	*	-	*	-
Grades 9 – 11	*	-	-	-	-
Grade 12 complete	*	*	*	-	*
Above grade 12	-	-	-	-	-
Total	369703	86393	18261	16163	23936

North Wolo zone Table 2.3.3 Number of Holders Applying Inputs by Educational Status

Educational Status of Holders	All Crop Holders	Fertilizer	Improved seed	Pesticide	Irrigation
Illiterate	219192	4827	5642	1607	22662
Literate (informal)	47580	4145	*	-	4964
Grades 1 – 3	9772	*	-	-	1402
Grades 4 – 6	12194	*	*	-	*
Grades 7 – 8	2111	-	-	-	*
Grades 9 – 11	*	-	-	-	-
Grade 12 complete	*	-	-	-	-
Above grade 12	*	-	-	-	*
Total	292352	11099	7374	1607	31072

South Wolo zone Table 2.3.4 Number of Holders Applying Inputs by Educational Status

Educational Status of Holders	All Crop Holders	Fertilizer	Improved seed	Pesticide	Irrigation
Illiterate	327469	40841	4359	10996	34477
Literate (informal)	64158	6412	2873	*	9694
Grades 1 – 3	29388	6885	*	*	*
Grades 4 – 6	35653	5343	*	*	6956
Grades 7 – 8	11179	4047	*	*	2117
Grades 9 – 11	4398	*	-	-	-
Grade 12 complete	3200	-	-	-	-
Above grade 12	-	-	-	-	-
Total	475444	65143	9147	15429	55306

North Shewa (Amhara Region) zone Table 2.3.5 Number of Holders Applying Inputs by Educational Status

Educational Status of Holders	All Crop Holders	Fertilizer	Improved seed	Pesticide	Irrigation
Illiterate	228502	68552	2922	15364	27838
Literate (informal)	65364	24325	1282	7027	9473
Grades 1 – 3	20081	8902	*	2634	1901
Grades 4 – 6	20916	9235	*	*	3119
Grades 7 – 8	3493	*	-	*	*
Grades 9 – 11	2183	*	-	*	-
Grade 12 complete	*	*	-	*	-
Above grade 12	-	-	-	-	-
Total	341477	114182	5584	29720	42649

East Gojam zone Table 2.3.6 Number of Holders Applying Inputs by Educational Status

Educational Status of Holders	All Crop Holders	Fertilizer	Improved seed	Pesticide	Irrigation
Illiterate	276761	142229	34582	23432	22227
Literate (informal)	58993	36783	12567	6155	9668
Grades 1 – 3	15983	10947	3803	*	-
Grades 4 – 6	16402	11516	3466	*	*
Grades 7 – 8	3484	2758	*	*	-
Grades 9 – 11	*	*	*	-	-
Grade 12 complete	1496	*	-	-	-
Above grade 12	*	-	-	-	-
Total	375327	206419	55754	33275	32620

West Gojam zone Table 2.3.7 Number of Holders Applying Inputs by Educational Status

Educational Status of Holders	All Crop Holders	Fertilizer	Improved seed	Pesticide	Irrigation
Illiterate	282677	204632	112157	19411	37099
Literate (informal)	53587	43085	28015	5841	9462
Grades 1 – 3	13867	13166	9374	*	*
Grades 4 – 6	11303	9610	7513	*	1341
Grades 7 – 8	3335	3028	2033	*	*
Grades 9 – 11	*	*	*	-	-
Grade 12 complete	-	-	-	-	-
Above grade 12	-	-	-	-	-
Total	365737	274183	159753	31873	50317

Waghamera zone Table 2.3.8 Number of Holders Applying Inputs by Educational Status

Educational Status of Holders	All Crop Holders	Fertilizer	Improved seed	Pesticide	Irrigation
Illiterate	62862	399	1069	*	2259
Literate (informal)	7684	*	*	*	833
Grades 1 – 3	2626	*	389	-	*
Grades 4 – 6	969	-	-	-	*
Grades 7 – 8	-	-	-	-	-
Grades 9 – 11	-	-	-	-	-
Grade 12 complete	-	-	-	-	-
Above grade 12	-	-	-	-	-
Total	74141	*	1567	*	3632

Agewawie zone Table 2.3.9 Number of Holders Applying Inputs by Educational Status

Educational Status of Holders	All Crop Holders	Fertilizer	Improved seed	Pesticide	Irrigation
Illiterate	126347	52179	30443	5030	34895
Literate (informal)	19436	11324	6000	*	6777
Grades 1 – 3	6283	4241	2493	*	*
Grades 4 – 6	5376	2519	1408	*	1006
Grades 7 – 8	1790	1047	901	-	*
Grades 9 – 11	1534	1354	*	-	*
Grade 12 complete	1261	1071	*	-	*
Above grade 12	-	-	-	-	-
Total	162026	73736	42430	6274	44770

Oromia zone Table 2.3.10 Number of Holders Applying Inputs by Educational Status

Educational Status of Holders	All Crop Holders	Fertilizer	Improved seed	Pesticide	Irrigation
Illiterate	62730	475	2380	3749	4797
Literate (informal)	6043	*	*	*	1338
Grades 1 – 3	1134	-	*	*	*
Grades 4 – 6	1233	-	-	*	381
Grades 7 – 8	*	-	-	-	-
Grades 9 – 11	-	-	-	-	-
Grade 12 complete	-	-	-	-	-
Above grade 12	-	-	-	-	-
Total	71330	579	3051	4674	6690

Oromia Region Table 2.4 Number of Holders Applying Inputs by Educational Status

Educational Status of Holders	All Crop Holders	Fertilizer	Improved seed	Pesticide	Irrigation
Illiterate	2728936	1021070	391148	624774	161737
Literate (informal)	267494	102380	40109	70676	22795
Grades 1 – 3	433109	194352	82627	109147	24589
Grades 4 – 6	421614	206707	72996	118866	24586
Grades 7 – 8	153689	87264	33798	47018	10057
Grades 9 – 11	65205	40618	15598	21696	2104
Grade 12 complete	28480	20905	8489	8743	*
Above grade 12	4610	2038	*	*	-
Total	4103136	1675334	645645	1001752	246484

West Welega zone Table 2.4.1 Number of Holders Applying Inputs by Educational Status

Educational Status of Holders	All Crop Holders	Fertilizer	Improved seed	Pesticide	Irrigation
Illiterate	2728936	1021070	391148	624774	161737
Literate (informal)	267494	102380	40109	70676	22795
Grades 1 – 3	433109	194352	82627	109147	24589
Grades 4 – 6	421614	206707	72996	118866	24586
Grades 7 – 8	153689	87264	33798	47018	10057
Grades 9 – 11	65205	40618	15598	21696	2104
Grade 12 complete	28480	20905	8489	8743	*
Above grade 12	4610	2038	*	*	-
Total	4103136	1675334	645645	1001752	246484

East Welega zone Table 2.4.2 Number of Holders Applying Inputs by Educational Status

Educational Status of Holders	All Crop Holders	Fertilizer	Improved seed	Pesticide	Irrigation
Illiterate	169125	75353	33813	14533	2059
Literate (informal)	10212	6419	3552	2686	*
Grades 1 – 3	32173	15578	7750	4254	*
Grades 4 – 6	33902	21195	7788	3157	*
Grades 7 – 8	15349	10426	4189	1794	*
Grades 9 – 11	9498	7302	3122	*	-
Grade 12 complete	5894	5100	2024	*	-
Above grade 12	*	*	*	-	-
Total	276737	141667	62532	27661	3428

Illibabor zone Table 2.4.3 Number of Holders Applying Inputs by Educational Status

Educational Status of Holders	All Crop Holders	Fertilizer	Improved seed	Pesticide	Irrigation
Illiterate	136722	23142	25072	25979	1818
Literate (informal)	7805	1046	1265	1451	*
Grades 1 – 3	16656	3558	3398	5029	*
Grades 4 – 6	23828	5679	6493	4748	*
Grades 7 – 8	7419	3185	2958	2019	-
Grades 9 – 11	3399	1412	*	*	-
Grade 12 complete	1017	*	*	*	-
Above grade 12	-	-	-	-	-
Total	196845	38634	40904	40537	3535

Jimma zone Table 2.4.4 Number of Holders Applying Inputs by Educational Status

Educational Status of Holders	All Crop Holders	Fertilizer	Improved seed	Pesticide	Irrigation
Illiterate	371799	146437	116095	178041	4635
Literate (informal)	25605	7685	7844	12860	*
Grades 1 – 3	35552	15450	12477	17099	*
Grades 4 – 6	27039	8164	8207	11125	-
Grades 7 – 8	7177	2553	2471	2451	*
Grades 9 – 11	*	*	*	*	-
Grade 12 complete	*	*	*	-	-
Above grade 12	*	-	-	-	-
Total	470301	181535	148382	222763	6299

West Shewa zone Table 2.4.5 Number of Holders Applying Inputs by Educational Status

Educational Status of Holders	All Crop Holders	Fertilizer	Improved seed	Pesticide	Irrigation
Illiterate	220039	137824	37688	104463	17938
Literate (informal)	19535	14689	4929	13223	2440
Grades 1 – 3	34540	27407	10846	21740	2508
Grades 4 – 6	33471	24835	7943	17521	1463
Grades 7 – 8	20375	14515	4956	11870	3155
Grades 9 – 11	4156	3123	*	3002	-
Grade 12 complete	2564	2164	*	*	-
Above grade 12	*	*	-	*	-
Total	335311	224921	67775	172861	27504

North Shewa (Oromia Region) zone Table 2.4.6 Number of Holders Applying Inputs by Educational Status

Educational Status of Holders	All Crop Holders	Fertilizer	Improved seed	Pesticide	Irrigation
Illiterate	185146	63780	8875	17236	5718
Literate (informal)	22202	9575	1835	3384	975
Grades 1 – 3	12510	4439	1288	*	1018
Grades 4 – 6	8896	4346	*	3748	*
Grades 7 – 8	2392	*	-	*	-
Grades 9 – 11	1150	*	*	*	-
Grade 12 complete	*	*	-	-	-
Above grade 12	-	-	-	-	-
Total	232571	83888	12995	25630	8196

East Shewa zone Table 2.4.7 Number of Holders Applying Inputs by Educational Status

Educational Status of Holders	All Crop Holders	Fertilizer	Improved seed	Pesticide	Irrigation
Illiterate	217704	116551	26666	58824	3597
Literate (informal)	16443	10924	2726	7074	-
Grades 1 - 3	40155	19787	11628	13128	*
Grades 4 - 6	37434	24062	8656	13604	*
Grades 7 - 8	10095	7300	3078	5478	*
Grades 9 - 11	7354	4679	2592	3138	*
Grade 12 complete	3287	2366	*	*	*
Above grade 12	*	-	-	-	-
Total	332854	185670	56269	102660	6197

Arsi zone Table 2.4.8 Number of Holders Applying Inputs by Educational Status

Educational Status of Holders	All Crop Holders	Fertilizer	Improved seed	Pesticide	Irrigation
Illiterate	273157	174818	17338	104424	8989
Literate (informal)	32260	20188	*	15985	*
Grades 1 - 3	66381	43763	7710	21987	3102
Grades 4 - 6	83074	58348	5159	37235	*
Grades 7 - 8	32961	25046	4542	13330	*
Grades 9 - 11	14544	12146	*	7357	*
Grade 12 complete	5950	4759	1748	3531	-
Above grade 12	*	*	-	*	-
Total	509254	339539	40547	204318	21156

West Harerge zone Table 2.4.9 Number of Holders Applying Inputs by Educational Status

Educational Status of Holders	All Crop Holders	Fertilizer	Improved seed	Pesticide	Irrigation
Illiterate	273157	174818	17338	104424	8989
Literate (informal)	32260	20188	*	15985	*
Grades 1 - 3	66381	43763	7710	21987	3102
Grades 4 - 6	83074	58348	5159	37235	*
Grades 7 - 8	32961	25046	4542	13330	*
Grades 9 - 11	14544	12146	*	7357	*
Grade 12 complete	5950	4759	1748	3531	-
Above grade 12	*	*	-	*	-
Total	509254	339539	40547	204318	21156

East Harerge zone Table 2.4.10 Number of Holders Applying Inputs by Educational Status

Educational Status of Holders	All Crop Holders	Fertilizer	Improved seed	Pesticide	Irrigation
Illiterate	303671	93376	42745	5625	60420
Literate (informal)	30340	7721	4146	-	7772
Grades 1 - 3	29945	12344	4148	*	7822
Grades 4 - 6	29911	11204	5769	*	7790
Grades 7 - 8	6860	2957	*	*	1506
Grades 9 - 11	2875	*	*	*	*
Grade 12 complete	*	-	-	-	-
Above grade 12	*	-	-	-	-
Total	404320	129059	58519	8262	86026

Bale zone Table 2.4.11 Number of Holders Applying Inputs by Educational Status

Educational Status of Holders	All Crop Holders	Fertilizer	Improved seed	Pesticide	Irrigation
Illiterate	161886	40584	3906	28946	3350
Literate (informal)	38055	6294	*	3932	*
Grades 1 – 3	32583	12874	*	8841	-
Grades 4 – 6	34660	13020	*	8932	-
Grades 7 – 8	10872	3987	*	2883	*
Grades 9 – 11	4198	*	*	*	-
Grade 12 complete	*	*	*	*	-
Above grade 12	*	*	-	-	-
Total	284555	79387	10414	55250	7012

Borena zone Table 2.4.12 Number of Holders Applying Inputs by Educational Status

Educational Status of Holders	All Crop Holders	Fertilizer	Improved seed	Pesticide	Irrigation
Illiterate	56812	*	5007	*	*
Literate (informal)	1948	-	*	-	-
Grades 1 – 3	11245	*	1248	*	-
Grades 4 – 6	8251	-	*	-	*
Grades 7 – 8	2265	*	*	-	-
Grades 9 – 11	838	-	*	-	-
Grade 12 complete	831	*	*	-	-
Above grade 12	*	-	-	-	-
Total	82319	*	7759	733	*

South West Shewa zone Table 2.4.13 Number of Holders Applying Inputs by Educational Status

Educational Status of Holders	All Crop Holders	Fertilizer	Improved seed	Pesticide	Irrigation
Illiterate	118044	84023	13542	60795	7883
Literate (informal)	13632	12000	1318	7223	*
Grades 1 – 3	16310	13322	2841	9519	*
Grades 4 – 6	16991	14705	3411	11705	2039
Grades 7 – 8	5887	4965	*	3746	*
Grades 9 – 11	3113	3113	*	2403	-
Grade 12 complete	1799	*	-	*	-
Above grade 12	*	-	-	-	-
Total	175954	133749	22044	96468	13329

Guji zone Table 2.4.14 Number of Holders Applying Inputs by Educational Status

Educational Status of Holders	All Crop Holders	Fertilizer	Improved seed	Pesticide	Irrigation
Illiterate	102692	3467	4076	*	*
Literate (informal)	6973	*	*	-	*
Grades 1 – 3	32110	2002	1952	*	*
Grades 4 – 6	19379	*	1348	*	*
Grades 7 – 8	5660	*	908	-	*
Grades 9 – 11	960	*	*	*	-
Grade 12 complete	*	-	-	-	-
Above grade 12	*	-	-	-	-
Total	168209	7670	8684	*	*

Somali Region Table 2.5 Number of Holders Applying Inputs by Educational Status

Educational Status of Holders	All Crop Holders	Fertilizer	Improved seed	Pesticide	Irrigation
Illiterate	68208	3525	592	43	3614
Literate (informal)	11569	456	333	-	649
Grades 1 - 3	2572	*	*	-	144
Grades 4 - 6	2421	*	54	*	143
Grades 7 - 8	590	*	*	-	*
Grades 9 - 11	*	*	-	*	*
Grade 12 complete	*	*	-	-	-
Above grade 12	-	-	-	-	-
Total	85760	4847	1084	*	4602

Shinele zone Table 2.5.1 Number of Holders Applying Inputs by Educational Status

Educational Status of Holders	All Crop Holders	Fertilizer	Improved seed	Pesticide	Irrigation
Illiterate	2672	44	168	43	2075
Literate (informal)	208	-	*	-	156
Grades 1 - 3	63	-	*	-	63
Grades 4 - 6	146	-	35	-	125
Grades 7 - 8	*	-	*	-	*
Grades 9 - 11	-	-	-	-	-
Grade 12 complete	-	-	-	-	-
Above grade 12	-	-	-	-	-
Total	3108	44	239	43	2438

Jijiga zone Table 2.5.2 Number of Holders Applying Inputs by Educational Status

Educational Status of Holders	All Crop Holders	Fertilizer	Improved seed	Pesticide	Irrigation
Illiterate	57971	3389	331	-	*
Literate (informal)	8355	456	*	-	*
Grades 1 - 3	1957	*	-	-	-
Grades 4 - 6	1626	*	-	*	-
Grades 7 - 8	*	-	-	-	-
Grades 9 - 11	*	-	-	-	-
Grade 12 complete	*	*	-	-	-
Above grade 12	-	-	-	-	-
Total	70521	4641	422	*	*

Liben zone Table 2.5.3 Number of Holders Applying Inputs by Educational Status

Educational Status of Holders	All Crop Holders	Fertilizer	Improved seed	Pesticide	Irrigation
Illiterate	7565	*	*	-	948
Literate (informal)	3006	-	*	-	*
Grades 1 - 3	*	*	*	-	*
Grades 4 - 6	648	*	*	-	*
Grades 7 - 8	308	*	-	-	*
Grades 9 - 11	*	*	-	*	*
Grade 12 complete	*	-	-	-	-
Above grade 12	-	-	-	-	-
Total	12131	*	*	*	1335

Benishangul –Gumuz Region Table 2.6 Number of Holders Applying Inputs by Educational Status

Educational Status of Holders	All Crop Holders	Fertilizer	Improved seed	Pesticide	Irrigation
Illiterate	7565	*	*	-	948
Literate (informal)	3006	-	*	-	*
Grades 1 – 3	*	*	*	-	*
Grades 4 – 6	648	*	*	-	*
Grades 7 – 8	308	*	-	-	*
Grades 9 – 11	*	*	-	*	*
Grade 12 complete	*	-	-	-	-
Above grade 12	-	-	-	-	-
Total	12131	*	*	*	1335

Metekel zone Table 2.6.1 Number of Holders Applying Inputs by Educational Status

Educational Status of Holders	All Crop Holders	Fertilizer	Improved seed	Pesticide	Irrigation
Illiterate	30674	3942	2198	1215	*
Literate (informal)	4751	1281	534	*	*
Grades 1 – 3	5760	1124	741	*	*
Grades 4 – 6	4594	1578	675	477	461
Grades 7 – 8	1443	543	*	-	435
Grades 9 – 11	512	*	-	-	*
Grade 12 complete	447	*	-	-	-
Above grade 12	-	-	-	-	-
Total	48181	8735	4360	*	2469

Asosa zone Table 2.6.2 Number of Holders Applying Inputs by Educational Status

Educational Status of Holders	All Crop Holders	Fertilizer	Improved seed	Pesticide	Irrigation
Illiterate	46988	1560	4230	1534	2041
Literate (informal)	5132	*	*	*	598
Grades 1 – 3	5914	454	842	466	581
Grades 4 – 6	4210	*	878	*	*
Grades 7 – 8	1296	*	*	*	*
Grades 9 – 11	*	*	*	*	-
Grade 12 complete	*	*	*	*	*
Above grade 12	-	-	-	-	-
Total	63929	3890	7587	2897	3963

Kemeshi zone Table 2.6.3 Number of Holders Applying Inputs by Educational Status

Educational Status of Holders	All Crop Holders	Fertilizer	Improved seed	Pesticide	Irrigation
Illiterate	10984	843	743	*	*
Literate (informal)	392	*	*	*	-
Grades 1 – 3	2809	434	*	*	-
Grades 4 – 6	3819	527	551	-	*
Grades 7 – 8	1327	*	*	*	-
Grades 9 – 11	446	*	*	-	-
Grade 12 complete	264	*	*	-	*
Above grade 12	*	*	-	-	-
Total	20103	2534	2106	*	139

S.N.N.P Region Table 2.7 Number of Holders Applying Inputs by Educational Status

Educational Status of Holders	All Crop Holders	Fertilizer	Improved seed	Pesticide	Irrigation
Illiterate	1598939	444104	122312	196900	32312
Literate (informal)	71536	27709	8391	14963	903
Grades 1 – 3	276656	88165	37115	39228	10340
Grades 4 – 6	314411	110694	43913	44136	7414
Grades 7 – 8	122152	48531	18771	23588	3384
Grades 9 – 11	42266	17852	7434	7589	*
Grade 12 complete	21773	9547	6798	4226	*
Above grade 12	4760	1348	*	*	*
Total	2452492	747949	246510	331540	56708

Gurage zone Table 2.7.1 Number of Holders Applying Inputs by Educational Status

Educational Status of Holders	All Crop Holders	Fertilizer	Improved seed	Pesticide	Irrigation
Illiterate	185400	76789	12788	28517	2255
Literate (informal)	16077	9342	2539	2934	*
Grades 1 – 3	21801	9594	2838	6160	*
Grades 4 – 6	17153	8640	2375	4594	-
Grades 7 – 8	7654	3425	1751	3271	-
Grades 9 – 11	2492	*	*	*	-
Grade 12 complete	*	*	*	-	-
Above grade 12	1103	*	*	*	-
Total	254026	109227	24481	46681	3369

Hadiya zone Table 2.7.2 Number of Holders Applying Inputs by Educational Status

Educational Status of Holders	All Crop Holders	Fertilizer	Improved seed	Pesticide	Irrigation
Illiterate	104004	84712	10257	59427	*
Literate (informal)	6508	4660	*	2938	-
Grades 1 – 3	23817	20312	3885	11056	*
Grades 4 – 6	31630	27816	4639	18747	*
Grades 7 – 8	20043	18074	4135	12444	-
Grades 9 – 11	4212	4212	*	3748	-
Grade 12 complete	3804	3565	*	2858	*
Above grade 12	*	*	-	*	-
Total	194250	163583	24819	111450	*

Kembata Tembaro zone Table 2.7.3 Number of Holders Applying Inputs by Educational Status

Educational Status of Holders	All Crop Holders	Fertilizer	Improved seed	Pesticide	Irrigation
Illiterate	60186	39974	5509	19914	*
Literate (informal)	1799	1005	*	*	-
Grades 1 – 3	10665	7517	1062	3097	-
Grades 4 – 6	23645	17183	1318	7715	*
Grades 7 – 8	9794	7194	919	3770	-
Grades 9 – 11	3634	2471	*	1918	-
Grade 12 complete	3384	2611	521	1180	-
Above grade 12	*	-	-	-	-
Total	113238	77955	9846	37943	*

Sidama zone Table 2.7.4 Number of Holders Applying Inputs by Educational Status

Educational Status of Holders	All Crop Holders	Fertilizer	Improved seed	Pesticide	Irrigation
Illiterate	310784	87209	44977	7007	*
Literate (informal)	8449	*	*	*	-
Grades 1 – 3	60033	19790	13360	*	*
Grades 4 – 6	91981	27085	21882	*	*
Grades 7 – 8	29464	5167	6025	-	*
Grades 9 – 11	12002	5387	2562	*	-
Grade 12 complete	3844	*	2689	-	-
Above grade 12	*	-	*	-	-
Total	517915	148513	93998	12963	5645

Gedio zone Table 2.7.5 Number of Holders Applying Inputs by Educational Status

Educational Status of Holders	All Crop Holders	Fertilizer	Improved seed	Pesticide	Irrigation
Illiterate	82845	*	4928	*	711
Literate (informal)	4241	-	*	-	*
Grades 1 – 3	22535	*	2579	-	*
Grades 4 – 6	20312	1024	2114	*	-
Grades 7 – 8	7206	*	*	*	-
Grades 9 – 11	2134	*	*	-	-
Grade 12 complete	1183	-	-	-	-
Above grade 12	*	-	-	-	-
Total	140628	*	10752	*	1109

Wolayita zone Table 2.7.6 Number of Holders Applying Inputs by Educational Status

Educational Status of Holders	All Crop Holders	Fertilizer	Improved seed	Pesticide	Irrigation
Illiterate	156274	74732	15520	1997	1671
Literate (informal)	*	*	*	-	-
Grades 1 – 3	28061	14649	3819	*	*
Grades 4 – 6	42593	20561	4897	-	1047
Grades 7 – 8	19409	11643	2880	-	*
Grades 9 – 11	8232	4499	2785	-	-
Grade 12 complete	1732	*	*	-	-
Above grade 12	*	*	*	-	-
Total	259461	129345	31512	2367	3297

South Omo zone Table 2.7.7 Number of Holders Applying Inputs by Educational Status

Educational Status of Holders	All Crop Holders	Fertilizer	Improved seed	Pesticide	Irrigation
Illiterate	60175	-	681	-	*
Literate (informal)	1542	-	-	-	*
Grades 1 – 3	5546	-	-	-	-
Grades 4 – 6	4624	-	-	-	-
Grades 7 – 8	1426	-	*	-	-
Grades 9 – 11	*	-	*	-	-
Grade 12 complete	*	-	-	-	-
Above grade 12	-	-	-	-	-
Total	73713	-	846	-	*

Shaka zone Table 2.7.8 Number of Holders Applying Inputs by Educational Status

Educational Status of Holders	All Crop Holders	Fertilizer	Improved seed	Pesticide	Irrigation
Illiterate	16687	-	273	*	*
Literate (informal)	1916	-	*	-	-
Grades 1 – 3	4554	*	*	*	-
Grades 4 – 6	5076	-	*	*	*
Grades 7 – 8	1834	*	-	-	-
Grades 9 – 11	403	-	-	-	-
Grade 12 complete	262	-	-	-	-
Above grade 12	-	-	-	-	-
Total	30732	*	618	*	183

Keffa zone Table 2.7.9 Number of Holders Applying Inputs by Educational Status

Educational Status of Holders	All Crop Holders	Fertilizer	Improved seed	Pesticide	Irrigation
Illiterate	101881	*	*	24663	-
Literate (informal)	4446	*	*	*	-
Grades 1 – 3	16763	*	1843	4889	*
Grades 4 – 6	14451	-	1052	4509	*
Grades 7 – 8	5359	*	*	1450	-
Grades 9 – 11	*	-	-	*	-
Grade 12 complete	*	-	*	*	-
Above grade 12	*	-	-	*	-
Total	144746	702	5431	37616	*

Gamo Gofa zone Table 2.7.10 Number of Holders Applying Inputs by Educational Status

Educational Status of Holders	All Crop Holders	Fertilizer	Improved seed	Pesticide	Irrigation
Illiterate	181557	*	6871	*	16715
Literate (informal)	3006	-	*	-	-
Grades 1 – 3	27672	*	*	*	*
Grades 4 – 6	24139	*	2463	*	*
Grades 7 – 8	7656	-	1334	*	*
Grades 9 – 11	4701	-	-	-	*
Grade 12 complete	2280	-	*	-	*
Above grade 12	-	-	-	-	-
Total	251012	*	14809	*	28452

Bench-Maji zone Table 2.7.11 Number of Holders Applying Inputs by Educational Status

Educational Status of Holders	All Crop Holders	Fertilizer	Improved seed	Pesticide	Irrigation
Illiterate	78653	489	1030	*	-
Literate (informal)	2044	-	-	*	-
Grades 1 – 3	12617	*	*	-	*
Grades 4 – 6	10621	*	*	*	-
Grades 7 – 8	2588	*	-	-	-
Grades 9 – 11	706	-	-	-	-
Grade 12 complete	*	-	-	-	-
Above grade 12	-	-	-	-	-
Total	107494	887	1516	*	*

Yem Special Wereda Table 2.7.12 Number of Holders Applying Inputs by Educational Status

Educational Status of Holders	All Crop Holders	Fertilizer	Improved seed	Pesticide	Irrigation
Illiterate	9946	5022	2231	2238	282
Literate (informal)	512	310	168	138	-
Grades 1 – 3	1211	732	406	381	-
Grades 4 – 6	1548	798	338	492	*
Grades 7 – 8	699	300	132	219	-
Grades 9 – 11	182	116	-	*	-
Grade 12 complete	135	112	*	*	-
Above grade 12	*	-	*	-	-
Total	14300	7390	3340	3558	308

Amaro Special Wereda Table 2.7.13 Number of Holders Applying Inputs by Educational Status

Educational Status of Holders	All Crop Holders	Fertilizer	Improved seed	Pesticide	Irrigation
Illiterate	13677	185	712	*	3251
Literate (informal)	1054	-	*	-	321
Grades 1 – 3	4568	183	650	-	1587
Grades 4 – 6	4006	141	515	-	1531
Grades 7 – 8	1365	*	246	-	733
Grades 9 – 11	217	-	*	-	*
Grade 12 complete	180	-	*	-	*
Above grade 12	*	*	*	-	*
Total	25190	697	2327	*	7651

Burji Special Wereda Table 2.7.14 Number of Holders Applying Inputs by Educational Status

Educational Status of Holders	All Crop Holders	Fertilizer	Improved seed	Pesticide	Irrigation
Illiterate	5080	121	160	*	233
Literate (informal)	254	-	*	*	-
Grades 1 – 3	920	*	*	*	81
Grades 4 – 6	839	*	64	*	*
Grades 7 – 8	254	-	*	-	-
Grades 9 – 11	138	*	-	-	-
Grade 12 complete	96	-	*	-	-
Above grade 12	*	-	*	-	-
Total	7641	208	379	80	352

Konso Special Wereda Table 2.7.15 Number of Holders Applying Inputs by Educational Status

Educational Status of Holders	All Crop Holders	Fertilizer	Improved seed	Pesticide	Irrigation
Illiterate	27336	*	*	*	1060
Literate (informal)	594	-	-	-	-
Grades 1 – 3	2494	-	-	*	-
Grades 4 – 6	1106	-	-	-	*
Grades 7 – 8	749	-	-	-	-
Grades 9 – 11	348	-	-	-	-
Grade 12 complete	329	-	-	-	*
Above grade 12	*	-	-	-	-
Total	33011	*	*	*	1165

Dirashe Special Wereda Table 2.7.16 Number of Holders Applying Inputs by Educational Status

Educational Status of Holders	All Crop Holders	Fertilizer	Improved seed	Pesticide	Irrigation
Illiterate	17443	-	*	377	387
Literate (informal)	633	-	-	*	-
Grades 1 - 3	1544	*	*	*	-
Grades 4 - 6	1364	*	*	*	-
Grades 7 - 8	310	-	-	*	-
Grades 9 - 11	177	-	-	-	-
Grade 12 complete	-	-	-	-	-
Above grade 12	-	-	-	-	-
Total	21471	*	402	627	387

Duwaro zone Table 2.7.17 Number of Holders Applying Inputs by Educational Status

Educational Status of Holders	All Crop Holders	Fertilizer	Improved seed	Pesticide	Irrigation
Illiterate	46503	*	750	*	*
Literate (informal)	2877	-	-	-	-
Grades 1 - 3	10025	-	*	-	-
Grades 4 - 6	9027	*	*	-	-
Grades 7 - 8	3400	-	-	-	-
Grades 9 - 11	818	-	-	-	-
Grade 12 complete	1100	-	-	-	-
Above grade 12	*	-	-	-	-
Total	73835	585	927	*	*

Basketo Special Wereda Table 2.7.18 Number of Holders Applying Inputs by Educational Status

Educational Status of Holders	All Crop Holders	Fertilizer	Improved seed	Pesticide	Irrigation
Illiterate	7398	779	812	61	*
Literate (informal)	149	*	*	-	-
Grades 1 - 3	1059	132	117	*	-
Grades 4 - 6	779	93	93	-	-
Grades 7 - 8	73	*	*	-	-
Grades 9 - 11	*	-	-	-	-
Grade 12 complete	*	*	*	-	-
Above grade 12	-	-	-	-	-
Total	9508	1049	1080	78	*

Konta Special Wereda Table 2.7.19 Number of Holders Applying Inputs by Educational Status

Educational Status of Holders	All Crop Holders	Fertilizer	Improved seed	Pesticide	Irrigation
Illiterate	11469	-	190	316	-
Literate (informal)	641	-	*	*	-
Grades 1 - 3	1838	-	*	*	-
Grades 4 - 6	1375	-	*	*	-
Grades 7 - 8	229	-	-	-	-
Grades 9 - 11	*	-	*	-	-
Grade 12 complete	*	-	-	-	-
Above grade 12	*	-	-	-	-
Total	15711	-	436	520	-

Silte zone Table 2.7.20 Number of Holders Applying Inputs by Educational Status

Educational Status of Holders	All Crop Holders	Fertilizer	Improved seed	Pesticide	Irrigation
Illiterate	97093	59684	11122	39583	*
Literate (informal)	11061	7859	1548	5851	-
Grades 1 - 3	14906	11377	2121	8644	*
Grades 4 - 6	6595	5729	1078	3147	*
Grades 7 - 8	2291	1698	*	1170	-
Grades 9 - 11	*	-	-	*	-
Grade 12 complete	*	*	-	-	-
Above grade 12	*	*	*	*	-
Total	132638	86705	16249	58784	*

Alaba Special Wereda Table 2.7.21 Number of Holders Applying Inputs by Educational Status

Educational Status of Holders	All Crop Holders	Fertilizer	Improved seed	Pesticide	Irrigation
Illiterate	24548	8751	1393	7609	*
Literate (informal)	1349	573	205	414	*
Grades 1 - 3	4029	2398	675	1698	-
Grades 4 - 6	1547	1067	*	443	-
Grades 7 - 8	350	350	*	200	-
Grades 9 - 11	*	*	-	*	-
Grade 12 complete	-	-	-	-	-
Above grade 12	-	-	-	-	-
Total	31973	13240	2542	10414	*

Gamballa Region Table 2.8 Number of Holders Applying Inputs by Educational Status

Educational Status of Holders	All Crop Holders	Fertilizer	Improved seed	Pesticide	Irrigation
Illiterate	19184	*	785	593	-
Literate (informal)	755	-	*	-	-
Grades 1 - 3	4001	*	208	*	*
Grades 4 - 6	5526	*	218	*	-
Grades 7 - 8	2420	-	*	-	-
Grades 9 - 11	627	-	-	*	-
Grade 12 complete	430	-	-	-	-
Above grade 12	*	-	-	-	-
Total	33013	*	1441	899	*

Zone 1 zone Table 2.8.1 Number of Holders Applying Inputs by Educational Status

Educational Status of Holders	All Crop Holders	Fertilizer	Improved seed	Pesticide	Irrigation
Illiterate	9901	-	*	*	-
Literate (informal)	*	-	-	-	-
Grades 1 - 3	1595	*	*	-	-
Grades 4 - 6	2566	-	-	*	-
Grades 7 - 8	966	-	*	-	-
Grades 9 - 11	487	-	-	*	-
Grade 12 complete	218	-	-	-	-
Above grade 12	*	-	-	-	-
Total	15877	*	*	*	-

Zone 2 zone
Table 2.8.2 Number of Holders Applying Inputs by Educational Status

Educational Status of Holders	All Crop Holders	Fertilizer	Improved seed	Pesticide	Irrigation
Illiterate	9282	*	674	*	-
Literate (informal)	658	-	*	-	-
Grades 1 - 3	2406	-	*	*	*
Grades 4 - 6	2959	*	218	*	-
Grades 7 - 8	1454	-	*	-	-
Grades 9 - 11	140	-	-	*	-
Grade 12 complete	212	-	-	-	-
Above grade 12	*	-	-	-	-
Total	17136	*	1235	*	*

Harari Region
Table 2.9 Number of Holders Applying Inputs by Educational Status

Educational Status of Holders	All Crop Holders	Fertilizer	Improved seed	Pesticide	Irrigation
Illiterate	10526	5536	252	736	1708
Literate (informal)	1004	553	*	*	207
Grades 1 - 3	953	544	*	*	231
Grades 4 - 6	1542	1083	*	*	*
Grades 7 - 8	231	207	*	-	-
Grades 9 - 11	178	152	*	*	*
Grade 12 complete	*	*	-	*	*
Above grade 12	*	*	-	-	-
Total	14512	8123	458	1169	2318

Addis Ababa City Administration Table 2.10 Number of Holders Applying Inputs by Educational Status

Educational Status of Holders	All Crop Holders	Fertilizer	Improved seed	Pesticide	Irrigation
Illiterate	9053	7475	1251	817	304
Literate (informal)	1213	881	213	218	*
Grades 1 - 3	1293	1012	310	237	*
Grades 4 - 6	2174	1241	525	423	240
Grades 7 - 8	975	700	129	140	*
Grades 9 - 11	511	420	165	94	*
Grade 12 complete	689	451	194	*	*
Above grade 12	127	*	*	-	*
Total	16036	12275	2830	2028	789

Zone 3.zone Table 2.10.1 Number of Holders Applying Inputs by Educational Status

Educational Status of Holders	All Crop Holders	Fertilizer	Improved seed	Pesticide	Irrigation
Illiterate	6269	5258	678	512	242
Literate (informal)	608	358	100	*	-
Grades 1 - 3	688	586	*	*	*
Grades 4 - 6	1252	726	244	*	122
Grades 7 - 8	487	337	*	*	-
Grades 9 - 11	355	264	*	*	*
Grade 12 complete	434	234	84	*	*
Above grade 12	*	*	*	-	*
Total	10163	7834	1420	1018	504

Zone 6.zone Table 2.10.2 Number of Holders Applying Inputs by Educational Status

Educational Status of Holders	All Crop Holders	Fertilizer	Improved seed	Pesticide	Irrigation
Illiterate	2784	2218	573	305	*
Literate (informal)	605	523	114	*	*
Grades 1 – 3	605	426	226	135	*
Grades 4 – 6	922	515	*	288	*
Grades 7 – 8	488	362	*	119	*
Grades 9 – 11	156	156	*	*	-
Grade 12 complete	255	217	*	*	*
Above grade 12	*	*	-	-	-
Total	5873	4441	1410	1009	285

Dire Dawa Administrative Council Table 2.11 Number of Holders Applying Inputs by Educational Status

Educational Status of Holders	All Crop Holders	Fertilizer	Improved seed	Pesticide	Irrigation
Illiterate	12731	913	669	135	4981
Literate (informal)	669	*	*	-	291
Grades 1 – 3	584	*	*	-	203
Grades 4 – 6	588	-	*	-	338
Grades 7 – 8	185	*	-	-	*
Grades 9 – 11	-	-	-	-	-
Grade 12 complete	*	-	-	-	*
Above grade 12	-	-	-	-	-
Total	14812	1013	802	135	5949

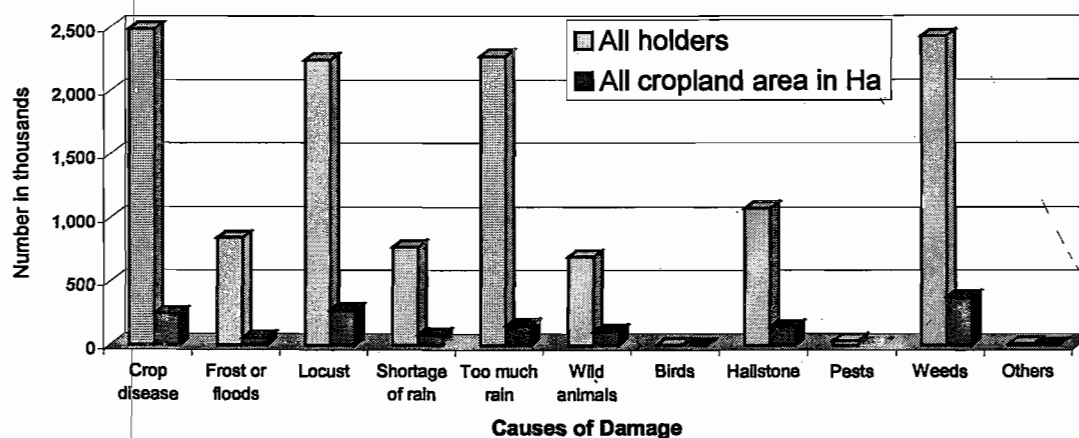
3. Number Of Holders Reporting Damaged Crop Area By Causes Of Damage

The total number of private peasant holders who reported their crops were damaged by different causes of damage were estimated to be about 7.6 million holders and 1.4 million hectares. As Table 3 depicts, those holders who reported the highest cause of damage was contributed by crop disease, whereas cropland area were highly damaged by weeds (about 376,567 hectares). Among crop categories area under cereals were more affected by all causes of damage.

Table 3. Number of Holders reporting Damaged Crop Area in Hectare by Category of Crops and Cause of Damage in Ethiopia

Cause of damage	Area by Crop category (HA)							
	All holders	All crops	Cereals	Pulses	Oilseeds	Vegetables	Root crops	Permanent
All damage	7,613,039	1,439,147	838,409	207,143	121,712	55,067	59,495	157,322
Crop disease	2,487,864	245,828	143,907	35,485	25,357	7,918	8,896	24,264
Frost or floods	844,601	55,176	29,588	6,575	3,927	2,862	2,816	9,408
Locust	2,244,976	274,500	162,490	37,382	28,732	13,854	8,892	23,150
Shortage of rain	771,762	80,154	48,362	11,760	6,388	2,652	4,291	6,702
Too much rain	2,274,990	151,984	71,808	18,783	8,549	7,683	6,899	38,263
Wild animals	697,539	107,369	63,855	20,299	7,418	3,274	4,934	7,588
Birds	*	*	*	*	-	-	-	-
Hailstone	1,077,894	141,982	83,759	24,318	15,264	4,002	7,617	7,022
Pests	38,389	4,650	2,686	*	384	*	*	320
Weeds	2,427,082	376,567	231,472	51,637	25,568	12,355	15,090	40,446
Others	13,852	871	471	*	*	*	*	160

Fig 4. Number of Holders reported and Damaged area by causes of damage



Tigray Region Table 3.1 Number of Holders reporting Damaged Crop Area in Hectare by Category of Crops and Cause of Damage

Cause of damage	Crop category							
	All holders	All crops	Cereals	Pulses	Oilseeds	Vegetables	Root crops	Permanent
All damage	498062	111925	54051	7980	6632	3250	857	2777
Crop disease	144222	17049	8397	870	498	*	145	322
Frost or floods	29972	1921	716	79	*	*	*	*
Locust	143168	22186	12176	749	1929	490	89	204
Shortage of rain	33327	3280	1702	286	*	*	*	*
Too much rain	105846	9866	4989	1031	454	*	*	659
Wild animals	105473	15345	6413	2074	*	*	*	583
Birds	-	-	-	-	-	-	-	-
Hailstone	76234	9410	4482	1058	719	*	*	283
Pests	2914	254	*	*	*	*	-	*
Weeds	191041	32610	15091	1812	1450	*	189	621
Others	*	*	*	-	-	-	-	-

West Tigray zone Table 3.1.1 Number of Holders reporting Damaged Crop Area in Hectare by Category of Crops and Cause of Damage

Cause of damage	Crop category							
	All holders	All crops	Cereals	Pulses	Oilseeds	Vegetables	Root crops	Permanent
All damage	87612	20286	9419	*	1006	*	*	833
Crop disease	29305	4575	2330	*	*	*	*	*
Frost or floods	3382	252	169	-	*	-	-	*
Locust	30388	4595	2391	*	186	*	-	*
Shortage of rain	3877	290	*	*	-	-	-	*
Too much rain	14019	1497	970	*	*	*	*	*
Wild animals	26457	3953	1418	*	182	*	*	*
Birds	-	-	-	-	-	-	-	-
Hailstone	8779	1672	*	*	*	-	*	*
Pests	*	*	*	-	-	-	-	-
Weeds	18656	3401	1404	*	*	*	-	*
Others	*	*	*	-	-	-	-	-

Central Tigray zone Table 3.1.2 Number of Holders reporting Damaged Crop Area in Hectare by Category of Crops and Cause of Damage

Cause of damage	Crop category							
	All holders	All crops	Cereals	Pulses	Oilseeds	Vegetables	Root crops	Permanent
All damage	180977	38925	23921	3072	3188	383	526	1021
Crop disease	70695	6417	4047	555	182	*	123	*
Frost or floods	12033	585	302	*	*	*	*	*
Locust	56722	10689	*	171	*	*	*	*
Shortage of rain	10688	1184	495	*	*	-	*	-
Too much rain	61743	5264	2961	685	150	*	*	421
Wild animals	43869	5331	2801	723	*	*	*	177
Birds	-	-	-	-	-	-	-	-
Hailstone	29525	2319	1291	169	162	*	*	*
Pests	*	*	*	*	*	-	-	-
Weeds	60064	7051	4682	545	730	*	*	94
Others	-	-	-	-	-	-	-	-

East Tigray zone Table 3.1.3 Number of Holders reporting Damaged Crop Area in Hectare by Category of Crops and Cause of Damage

Cause of damage	Crop category							
	All holders	All crops	Cereals	Pulses	Oilseeds	Vegetables	Root crops	Permanent
All damage	77897	10784	3346	446	*	*	*	*
Crop disease	12567	771	146	*	*	*	*	*
Frost or floods	6171	182	65	*	-	*	*	-
Locust	13708	983	378	99	*	-	*	*
Shortage of rain	6344	393	*	-	-	-	*	-
Too much rain	7340	330	138	*	*	-	*	-
Wild animals	11458	1209	*	*	-	-	*	*
Birds	-	-	-	-	-	-	-	-
Hailstone	13708	962	521	61	*	-	*	*
Pests	*	*	-	*	-	-	-	-
Weeds	48498	5918	1770	103	-	*	*	*
Others	-	-	-	-	-	-	-	-

South Tigray zone Table 3.1.4 Number of Holders reporting Damaged Crop Area in Hectare by Category of Crops and Cause of Damage

Cause of damage	Crop category							
	All holders	All crops	Cereals	Pulses	Oilseeds	Vegetables	Root crops	Permanent
All damage	125735	35564	16299	3314	1614	*	*	687
Crop disease	24641	4474	1672	*	*	*	-	*
Frost or floods	5011	268	*	*	*	-	-	*
Locust	29977	3902	1762	206	135	*	*	*
Shortage of rain	10484	1248	740	*	*	-	-	-
Too much rain	20738	2651	856	*	201	*	*	*
Wild animals	22288	4775	2076	*	*	-	-	*
Birds	-	-	-	-	-	-	-	-
Hailstone	17815	2955	1892	394	*	*	-	*
Pests	952	*	*	-	*	-	-	*
Weeds	61001	15224	7165	1138	*	*	*	*
Others	-	-	-	-	-	-	-	-

North West Tigray zone Table 3.1.5 Number of Holders reporting Damaged Crop Area in Hectare by Category of Crops and Cause of Damage

Cause of damage	Crop category							
	All holders	All crops	Cereals	Pulses	Oilseeds	Vegetables	Root crops	Permanent
All damage	25841	6365	1067	*	802	116	*	*
Crop disease	7014	812	202	-	96	*	*	*
Frost or floods	3375	*	98	*	99	*	*	*
Locust	12372	2018	323	-	*	*	-	*
Shortage of rain	1935	164	*	*	*	*	*	*
Too much rain	2006	124	63	*	*	*	-	*
Wild animals	*	*	*	-	*	-	-	-
Birds	-	-	-	-	-	-	-	-
Hailstone	6407	1502	247	*	300	*	-	*
Pests	*	*	-	-	-	*	-	-
Weeds	2822	*	*	*	*	*	-	*
Others	-	-	-	-	-	-	-	-

Afar Region Table 3.2 Number of Holders reporting Damaged Crop Area in Hectare by Category of Crops and Cause of Damage

Cause of damage	Crop category							
	All holders	All crops	Cereals	Pulses	Oilseeds	Vegetables	Root crops	Permanent
All damage	6419	2843	1099	*	275	*	*	127
Crop disease	4668	2258	1031	*	238	*	*	*
Frost or floods	178	*	*	-	*	-	-	*
Locust	338	*	*	-	*	-	-	-
Shortage of rain	*	*	*	*	*	-	-	-
Too much rain	263	40	*	*	*	*	-	*
Wild animals	*	*	*	-	-	*	-	-
Birds	-	-	-	-	-	-	-	-
Hailstone	*	*	*	-	-	-	-	-
Pests	*	*	*	-	-	-	-	-
Weeds	1983	395	37	*	*	-	*	*
Others	*	*	-	-	-	-	-	-

Zone 1 zone Table 3. 2.1 Number of Holders reporting Damaged Crop Area in Hectare by Category of Crops and Cause of Damage

Cause of damage	Crop category							
	All holders	All crops	Cereals	Pulses	Oilseeds	Vegetables	Root crops	Permanent
All damage	1371	390	177	-	-	-	-	-
Crop disease	1118	353	154	-	-	-	-	-
Frost or floods	*	*	*	-	-	-	-	-
Locust	-	-	-	-	-	-	-	-
Shortage of rain	-	-	-	-	-	-	-	-
Too much rain	*	*	*	-	-	-	-	-
Wild animals	-	-	-	-	-	-	-	-
Birds	-	-	-	-	-	-	-	-
Hailstone	*	*	*	-	-	-	-	-
Pests	*	*	*	-	-	-	-	-
Weeds	128	10	*	-	-	-	-	-
Others	*	*	-	-	-	-	-	-

Zone 3 zone Table 3.2.2 Number of Holders reporting Damaged Crop Area in Hectare by Category of Crops and Cause of Damage

Cause of damage	Crop category							
	All holders	All crops	Cereals	Pulses	Oilseeds	Vegetables	Root crops	Permanent
All damage	5048	2452	922	*	275	*	*	127
Crop disease	3549	1905	878	*	238	*	*	*
Frost or floods	125	*	*	-	*	-	-	*
Locust	338	*	*	-	*	-	-	-
Shortage of rain	*	*	*	*	*	-	-	-
Too much rain	245	*	*	*	*	*	-	*
Wild animals	*	*	*	-	-	*	-	-
Birds	-	-	-	-	-	-	-	-
Hailstone	*	*	*	-	-	-	-	-
Pests	-	-	-	-	-	-	-	-
Weeds	1855	385	33	*	*	-	*	*
Others	-	-	-	-	-	-	-	-

Amhara Region Table 3.3 Number of Holders reporting Damaged Crop Area in Hectare by Category of Crops and Cause of Damage

Cause of damage	Crop category							
	All holders	All crops	Cereals	Pulses	Oilseeds	Vegetables	Root crops	Permanent
All damage	2216129	517826	181795	83302	36916	10347	10971	19748
Crop disease	915882	108934	38894	19278	8111	2278	1527	5764
Frost or floods	191540	12175	4224	2244	1080	*	330	587
Locust	825058	115989	43332	13582	10302	2687	2361	4176
Shortage of rain	284186	31555	11109	4941	2061	*	800	950
Too much rain	438536	36474	12364	5724	2342	1202	441	1622
Wild animals	324788	61447	19220	10220	2696	*	1786	3668
Birds	*	*	*	-	-	-	-	-
Hailstone	408063	50788	14826	8411	3910	672	1520	872
Pests	10719	*	*	*	*	*	*	-
Weeds	690121	98168	36811	18709	6276	1648	2181	2109
Others	4605	365	170	*	*	-	-	-

North Gonder zone Table 3.3.1 Number of Holders reporting Damaged Crop Area in Hectare by Category of Crops and Cause of Damage

Cause of damage	Crop category							
	All holders	All crops	Cereals	Pulses	Oilseeds	Vegetables	Root crops	Permanent
All damage	334896	106764	33446	10571	10959	*	1852	2889
Crop disease	145080	17341	5398	2516	*	*	*	*
Frost or floods	31229	2768	*	*	362	*	-	*
Locust	166507	31205	10491	2110	2982	1330	*	*
Shortage of rain	28225	4141	*	*	*	*	-	*
Too much rain	39042	4720	1325	*	*	*	*	*
Wild animals	32703	*	*	*	*	*	*	*
Birds	-	-	-	-	-	-	-	-
Hailstone	81033	16498	2292	1877	*	*	*	*
Pests	*	*	*	*	-	*	-	-
Weeds	127564	23482	8354	2458	2254	*	*	*
Others	-	-	-	-	-	-	-	-

South Gonder zone Table 3.3.2 Number of Holders reporting Damaged Crop Area in Hectare by Category of Crops and Cause of Damage

Cause of damage	Crop category							
	All holders	All crops	Cereals	Pulses	Oilseeds	Vegetables	Root crops	Permanent
All damage	339626	110080	33241	23832	5993	1235	4500	*
Crop disease	109363	19121	5163	4336	1234	*	*	*
Frost or floods	27230	1575	549	372	*	*	*	*
Locust	142883	20393	7101	3492	1008	*	1153	339
Shortage of rain	58189	9152	2656	1441	*	*	*	*
Too much rain	66916	6294	1950	1373	*	*	*	*
Wild animals	94159	24621	5659	5462	*	*	802	*
Birds	-	-	-	-	-	-	-	-
Hailstone	76259	8029	3573	1566	600	*	438	*
Pests	-	-	-	-	-	-	-	-
Weeds	143557	20861	6591	5790	1120	*	*	*
Others	*	*	-	-	-	-	-	-

North Wolo zone Table 3.3.3 Number of Holders reporting Damaged Crop Area in Hectare by Category of Crops and Cause of Damage

Cause of damage	Crop category							
	All holders	All crops	Cereals	Pulses	Oilseeds	Vegetables	Root crops	Permanent
All damage	209650	38925	25775	8283	2919	609	636	704
Crop disease	85593	9394	6160	2075	*	*	81	161
Frost or floods	19356	767	561	111	40	*	*	*
Locust	53296	6407	4155	1591	476	*	18	*
Shortage of rain	22672	2300	1553	346	*	*	*	*
Too much rain	56923	4209	2911	859	*	*	*	128
Wild animals	26095	*	*	*	*	*	*	*
Birds	-	-	-	-	-	-	-	-
Hailstone	32626	2783	1607	689	*	*	*	92
Pests	*	*	*	-	-	-	-	-
Weeds	55866	6421	4699	667	670	*	*	*
Others	*	*	*	-	-	-	-	-

South Wolo zone Table 3.3.4 Number of Holders reporting Damaged Crop Area in Hectare by Category of Crops and Cause of Damage

Cause of damage	Crop category							
	All holders	All crops	Cereals	Pulses	Oilseeds	Vegetables	Root crops	Permanent
All damage	308974	50657	18199	9924	1202	*	*	3385
Crop disease	156726	18586	6652	4094	421	326	*	*
Frost or floods	28863	1106	352	*	*	*	-	*
Locust	86136	7303	3144	1037	354	*	*	*
Shortage of rain	24943	1366	284	314	*	*	-	*
Too much rain	84667	6618	1733	1060	*	*	*	*
Wild animals	25947	4698	1970	*	*	*	-	*
Birds	-	-	-	-	-	-	-	-
Hailstone	74840	7002	2550	1638	*	*	*	*
Pests	*	*	*	-	-	-	-	-
Weeds	52922	3868	1399	654	*	*	-	*
Others	*	*	*	-	-	-	-	-

North Shewa (Amhara Region) zone Table 3.3.5 Number of Holders reporting Damaged Crop Area in Hectare by Category of Crops and Cause of Damage

Cause of damage	Crop category							
	All holders	All crops	Cereals	Pulses	Oilseeds	Vegetables	Root crops	Permanent
All damage	250044	46693	17839	6052	1980	526	759	2769
Crop disease	147688	14016	5868	1476	919	*	321	1083
Frost or floods	28774	1973	1004	196	*	*	*	*
Locust	77851	7814	3188	759	107	*	*	451
Shortage of rain	26735	1992	653	564	*	*	*	*
Too much rain	71779	6248	2603	1019	221	*	29	415
Wild animals	26296	2597	*	*	*	*	*	*
Birds	-	-	-	-	-	-	-	-
Hailstone	69802	8921	2690	1424	*	*	*	*
Pests	*	*	*	-	-	-	*	-
Weeds	24781	3066	1294	*	*	*	*	*
Others	*	*	-	*	-	-	-	-

East Gojam zone Table 3.3.6 Number of Holders reporting Damaged Crop Area in Hectare by Category of Crops and Cause of Damage

Cause of damage	Crop category							
	All holders	All crops	Cereals	Pulses	Oilseeds	Vegetables	Root crops	Permanent
All damage	262301	54151	23067	10655	4696	*	1013	4089
Crop disease	86980	7616	3651	2088	*	*	*	516
Frost or floods	25846	1629	534	374	*	*	*	*
Locust	122963	19547	8811	2293	*	*	*	*
Shortage of rain	60268	5310	2468	1121	*	*	*	*
Too much rain	33032	2719	1088	1050	*	-	*	*
Wild animals	27304	*	*	*	*	*	*	*
Birds	*	*	*	-	-	-	-	-
Hailstone	34295	3357	1583	964	*	-	*	*
Pests	*	*	-	-	*	-	-	-
Weeds	95733	8889	3847	1883	771	*	178	325
Others	*	*	*	-	-	-	-	-

West Gojam zone Table 3.3.7 Number of Holders reporting Damaged Crop Area in Hectare by Category of Crops and Cause of Damage

Cause of damage	Crop category							
	All holders	All crops	Cereals	Pulses	Oilseeds	Vegetables	Root crops	Permanent
All damage	277197	54750	17618	10949	4394	860	1516	1408
Crop disease	83625	5358	1436	*	825	107	*	*
Frost or floods	16021	1186	161	469	*	-	*	-
Locust	96311	13162	4034	2107	1298	*	397	381
Shortage of rain	43084	5017	1678	507	793	*	*	173
Too much rain	39556	1813	557	*	*	*	*	*
Wild animals	54013	6181	1775	960	*	-	*	*
Birds	*	*	-	-	-	-	-	-
Hailstone	22197	2460	623	*	*	-	*	*
Pests	*	*	*	*	-	-	-	-
Weeds	116016	19257	7320	5363	712	*	291	*
Others	1405	172	*	*	*	-	-	-

Waghamera zone Table 3.3.8 Number of Holders reporting Damaged Crop Area in Hectare by Category of Crops and Cause of Damage

Cause of damage	Crop category							
	All holders	All crops	Cereals	Pulses	Oilseeds	Vegetables	Root crops	Permanent
All damage	63975	22392	9111	3084	1975	*	*	310
Crop disease	24017	4348	1792	859	*	-	*	*
Frost or floods	2961	289	*	*	*	-	*	*
Locust	20095	3232	1085	429	294	*	-	*
Shortage of rain	5681	642	189	*	*	-	-	*
Too much rain	16234	2263	696	297	255	*	*	*
Wild animals	9348	1672	*	*	*	*	*	*
Birds	-	-	-	-	-	-	-	-
Hailstone	4060	403	188	*	*	-	-	*
Pests	*	*	*	-	-	-	-	-
Weeds	31883	9522	4123	1211	636	*	*	*
Others	-	-	-	-	-	-	-	-

Agewawie zone Table 3.3.9 Number of Holders reporting Damaged Crop Area in Hectare by Category of Crops and Cause of Damage

Cause of damage	Crop category							
	All holders	All crops	Cereals	Pulses	Oilseeds	Vegetables	Root crops	Permanent
All damage	112234	18372	5942	1514	2182	332	666	216
Crop disease	34180	2356	482	284	290	*	*	66
Frost or floods	7081	690	*	-	*	*	*	*
Locust	44141	5549	1987	*	1038	189	*	*
Shortage of rain	11469	1351	528	*	*	*	*	*
Too much rain	22114	898	251	*	143	*	*	*
Wild animals	27119	4601	1373	*	*	*	219	*
Birds	-	-	-	-	-	-	-	-
Hailstone	9317	1039	*	*	*	*	*	*
Pests	*	*	-	-	*	-	-	-
Weeds	29546	1774	567	*	*	*	133	*
Others	*	*	*	-	-	-	-	-

Oromia zone Table 3.3.10 Number of Holders reporting Damaged Crop Area in Hectare by Category of Crops and Cause of Damage

Cause of damage	Crop category							
	All holders	All crops	Cereals	Pulses	Oilseeds	Vegetables	Root crops	Permanent
All damage	57231	15047	5556	681	825	478	*	833
Crop disease	42629	10799	3906	469	628	*	*	636
Frost or floods	4180	193	*	-	*	*	*	*
Locust	14876	1393	503	*	*	*	*	*
Shortage of rain	2920	*	*	*	-	-	-	*
Too much rain	8273	679	226	*	*	*	*	*
Wild animals	*	*	*	*	*	*	*	*
Birds	-	-	-	-	-	-	-	-
Hailstone	3637	296	156	*	*	*	-	*
Pests	1038	120	*	-	*	-	-	-
Weeds	12252	1025	330	*	*	*	*	*
Others	*	*	-	-	*	-	-	-

Oromia Region Table 3. 4 Number of Holders reporting Damaged Crop Area in Hectare by Category of Crops and Cause of Damage

Cause of damage	Crop category							
	All holders	All crops	Cereals	Pulses	Oilseeds	Vegetables	Root crops	Permanent
All damage	3007583	637083	229320	45299	36951	8485	10933	68145
Crop disease	937059	95673	34444	7651	6445	1023	1410	9562
Frost or floods	336568	30120	10378	1786	1518	631	665	5689
Locust	810782	108533	41743	7089	8271	1624	1957	10209
Shortage of rain	265336	33798	13898	3395	2109	630	409	2887
Too much rain	955540	77793	24920	4636	3520	1416	2143	20456
Wild animals	170790	24521	10175	1515	*	*	*	1875
Birds	-	-	-	-	-	-	-	-
Hailstone	341801	65756	25237	6428	5007	776	974	1070
Pests	17380	1748	706	*	*	*	-	163
Weeds	1061558	198871	67763	12659	8145	2301	3070	16234
Others	3113	271	*	*	-	-	-	-

West Welega zone Table 3.4.1 Number of Holders reporting Damaged Crop Area in Hectare by Category of Crops and Cause of Damage

Cause of damage	Crop category							
	All holders	All crops	Cereals	Pulses	Oilseeds	Vegetables	Root crops	Permanent
All damage	281358	50862	12822	2663	2506	945	1228	15987
Crop disease	125421	12550	3338	440	888	*	466	2675
Frost or floods	70197	7075	1600	422	*	*	*	2193
Locust	53012	4778	1178	373	*	*	*	1824
Shortage of rain	15826	911	233	*	*	-	-	446
Too much rain	162892	17696	4243	1096	629	*	*	5965
Wild animals	23057	1715	912	*	*	-	*	311
Birds	-	-	-	-	-	-	-	-
Hailstone	*	*	*	-	-	-	-	-
Pests	2346	123	*	-	-	-	-	*
Weeds	47545	5850	1231	*	*	*	*	2532
Others	*	*	*	-	-	-	-	-

East Welega zone Table 3.4.2 Number of Holders reporting Damaged Crop Area in Hectare by Category of Crops and Cause of Damage

Cause of damage	Crop category							
	All holders	All crops	Cereals	Pulses	Oilseeds	Vegetables	Root crops	Permanent
All damage	209066	47373	19595	977	11192	1103	*	2634
Crop disease	78544	9256	4841	218	*	*	*	*
Frost or floods	26005	2482	1194	*	423	*	*	*
Locust	81029	14583	4824	239	3517	*	*	*
Shortage of rain	22558	4486	1118	*	1193	*	*	*
Too much rain	70270	5107	1856	*	*	*	*	*
Wild animals	10964	1701	915	-	*	-	-	*
Birds	-	-	-	-	-	-	-	-
Hailstone	3363	*	*	-	*	-	-	*
Pests	1715	*	*	*	-	-	-	-
Weeds	83300	9115	4493	265	1955	*	*	*
Others	-	-	-	-	-	-	-	-

Illibabor zone Table 3.4.3 Number of Holders reporting Damaged Crop Area in Hectare by Category of Crops and Cause of Damage

Cause of damage	Crop category							
	All holders	All crops	Cereals	Pulses	Oilseeds	Vegetables	Root crops	Permanent
All damage	172232	39240	13984	2987	981	509	*	13186
Crop disease	35553	2511	816	*	*	*	*	846
Frost or floods	45442	4420	1924	411	292	*	*	938
Locust	71313	9409	3901	911	327	*	*	2451
Shortage of rain	11389	1337	*	*	*	*	-	402
Too much rain	100808	10525	2380	513	135	*	*	5043
Wild animals	12725	1798	*	*	*	*	-	*
Birds	-	-	-	-	-	-	-	-
Hailstone	2361	99	*	*	-	-	-	*
Pests	*	*	*	-	*	-	-	-
Weeds	61048	9066	3341	566	*	*	*	2968
Others	*	*	*	-	-	-	-	-

Jimma zone Table 3.4.4 Number of Holders reporting Damaged Crop Area in Hectare by Category of Crops and Cause of Damage

Cause of damage	Crop category							
	All holders	All crops	Cereals	Pulses	Oilseeds	Vegetables	Root crops	Permanent
All damage	342629	51748	22139	2281	2528	429	829	10818
Crop disease	64835	3167	1362	*	*	-	*	408
Frost or floods	50376	5801	1917	*	*	*	*	1468
Locust	83525	7815	3379	*	*	*	*	1361
Shortage of rain	21801	2073	1290	*	*	-	*	*
Too much rain	209713	15877	6537	633	714	*	*	4894
Wild animals	7111	*	*	*	-	-	*	*
Birds	-	-	-	-	-	-	-	-
Hailstone	25260	*	*	*	*	*	*	*
Pests	*	*	*	-	*	-	-	*
Weeds	109690	13742	5845	*	*	*	*	1869
Others	*	*	*	-	-	-	-	-

West Shewa zone Table 3.4.5 Number of Holders reporting Damaged Crop Area in Hectare by Category of Crops and Cause of Damage

Cause of damage	Crop category							
	All holders	All crops	Cereals	Pulses	Oilseeds	Vegetables	Root crops	Permanent
All damage	242728	52363	22028	3803	4049	2048	*	2529
Crop disease	72531	9344	3293	*	*	*	*	470
Frost or floods	33034	2845	1072	*	*	*	*	*
Locust	95498	13504	6774	814	*	*	*	810
Shortage of rain	46796	7173	2425	867	505	*	-	571
Too much rain	32108	3332	1684	*	*	*	*	*
Wild animals	17903	*	*	*	*	-	-	*
Birds	-	-	-	-	-	-	-	-
Hailstone	34731	3699	1185	*	*	-	-	-
Pests	*	*	-	-	*	-	-	-
Weeds	90241	10217	4568	209	866	*	*	*
Others	*	*	-	-	-	-	-	-

North Shewa (Oromia Region) zone Table 3. 4.6 Number of Holders reporting Damaged Crop Area in Hectare by Category of Crops and Cause of Damage

Cause of damage	Crop category							
	All holders	All crops	Cereals	Pulses	Oilseeds	Vegetables	Root crops	Permanent
All damage	165880	50168	19972	4695	1495	*	*	*
Crop disease	49782	7188	2150	*	*	-	*	*
Frost or floods	12307	1112	302	*	*	*	*	*
Locust	47607	10861	6221	744	*	*	*	*
Shortage of rain	16164	1796	683	*	*	*	*	*
Too much rain	15962	1938	*	*	*	*	*	*
Wild animals	25645	4633	*	*	*	-	*	*
Birds	-	-	-	-	-	-	-	-
Hailstone	46873	14318	3133	1934	*	*	*	-
Pests	*	*	*	-	-	-	-	-
Weeds	41119	8063	3980	*	*	-	-	*
Others	*	*	-	*	-	-	-	-

East Shewa zone Table 3.4.7 Number of Holders reporting Damaged Crop Area in Hectare by Category of Crops and Cause of Damage

Cause of damage	Crop category							
	All holders	All crops	Cereals	Pulses	Oilseeds	Vegetables	Root crops	Permanent
All damage	212586	53498	27399	8658	*	*	936	728
Crop disease	30091	3489	2450	643	*	*	*	*
Frost or floods	5982	437	*	*	-	-	-	*
Locust	59575	8764	4730	1565	*	*	*	*
Shortage of rain	31224	5519	3062	843	-	*	-	*
Too much rain	21427	1519	783	*	*	*	*	*
Wild animals	*	*	*	*	*	-	*	*
Birds	-	-	-	-	-	-	-	-
Hailstone	29089	5981	2174	*	*	*	*	96
Pests	*	*	*	-	-	*	-	-
Weeds	97363	26157	13007	3618	*	*	*	*
Others	*	*	-	*	-	-	-	-

Arsi zone Table 3. 4.8 Number of Holders reporting Damaged Crop Area in Hectare by Category of Crops and Cause of Damage

Cause of damage	Crop category							
	All holders	All crops	Cereals	Pulses	Oilseeds	Vegetables	Root crops	Permanent
All damage	347817	78237	31534	7926	5611	*	1602	1915
Crop disease	133449	21041	8263	1739	1141	*	*	645
Frost or floods	18801	837	521	*	*	-	*	*
Locust	95301	11542	3990	953	1077	*	*	334
Shortage of rain	27725	2798	1248	571	-	-	*	*
Too much rain	48496	3465	1773	*	*	*	*	*
Wild animals	7394	*	*	*	*	-	-	*
Birds	-	-	-	-	-	-	-	-
Hailstone	113639	24288	10368	1609	2757	*	*	231
Pests	-	-	-	-	-	-	-	-
Weeds	80951	12908	5087	2646	532	*	*	*
Others	-	-	-	-	-	-	-	-

West Harerge zone Table 3.4.9 Number of Holders reporting Damaged Crop Area in Hectare by Category of Crops and Cause of Damage

Cause of damage	Crop category							
	All holders	All crops	Cereals	Pulses	Oilseeds	Vegetables	Root crops	Permanent
All damage	226841	54813	14305	1736	*	*	*	5258
Crop disease	86770	8041	2354	185	*	-	258	1759
Frost or floods	6848	455	*	*	*	-	-	*
Locust	17615	1000	117	*	-	-	*	157
Shortage of rain	17566	1352	*	*	-	-	*	*
Too much rain	75366	4966	1475	*	*	-	*	857
Wild animals	11472	*	*	*	-	-	-	*
Birds	-	-	-	-	-	-	-	-
Hailstone	6456	424	*	*	-	*	-	*
Pests	2172	*	*	-	-	-	-	*
Weeds	120309	36960	9414	*	*	*	*	2074
Others	*	*	-	-	-	-	-	-

East Harerge zone Table 3.4.10 Number of Holders reporting Damaged Crop Area in Hectare by Category of Crops and Cause of Damage

Cause of damage	Crop category							
	All holders	All crops	Cereals	Pulses	Oilseeds	Vegetables	Root crops	Permanent
All damage	313017	46160	9612	1938	*	*	1338	5050
Crop disease	124802	8331	1708	462	*	-	106	1373
Frost or floods	16713	627	236	*	*	-	*	*
Locust	71724	9773	1772	*	*	*	*	580
Shortage of rain	22593	1372	345	*	*	*	206	*
Too much rain	108459	4418	1289	464	*	*	*	558
Wild animals	24107	*	*	*	*	-	*	*
Birds	-	-	-	-	-	-	-	-
Hailstone	18039	629	226	*	-	-	*	*
Pests	*	*	*	-	-	-	-	-
Weeds	122447	17985	3729	529	*	*	328	1626
Others	-	-	-	-	-	-	-	-

Bale zone Table 3.4.11 Number of Holders reporting Damaged Crop Area in Hectare by Category of Crops and Cause of Damage

Cause of damage	Crop category							
	All holders	All crops	Cereals	Pulses	Oilseeds	Vegetables	Root crops	Permanent
All damage	197624	60679	15018	1202	4208	*	*	3138
Crop disease	32289	2387	*	-	*	*	*	*
Frost or floods	12755	*	*	-	*	*	-	*
Locust	60311	9899	2211	*	*	*	*	*
Shortage of rain	8853	1872	*	-	*	-	-	*
Too much rain	20796	1706	*	*	-	*	*	*
Wild animals	*	*	*	*	*	-	-	-
Birds	-	-	*	-	-	-	-	-
Hailstone	28017	*	*	*	*	*	-	*
Pests	*	*	-	-	-	-	-	-
Weeds	89810	31079	6206	*	*	*	*	2432
Others	-	-	-	-	-	-	-	-

Borena zone Table 3.4.12 Number of Holders reporting Damaged Crop Area in Hectare by Category of Crops and Cause of Damage

Cause of damage	Crop category						
	All holders	All crops	Cereals	Pulses	Oilseeds	Vegetables	Root crops
All damage	55354	6356	1092	603	-	145	*
Crop disease	13664	448	*	*	-	*	-
Frost or floods	6309	345	*	*	-	*	*
Locust	5626	355	*	*	-	*	*
Shortage of rain	*	*	-	-	-	*	-
Too much rain	27986	1683	356	64	-	63	*
Wild animals	-	-	-	-	-	-	-
Birds	-	-	-	-	-	-	-
Hailstone	*	*	-	*	-	-	*
Pests	-	-	-	-	-	-	-
Weeds	25916	3468	511	442	-	20	*
Others	-	-	-	-	-	-	-

South West Shewa zone Table 3.4.13 Number of Holders reporting Damaged Crop Area in Hectare by Category of Crops and Cause of Damage

Cause of damage	Crop category						
	All holders	All crops	Cereals	Pulses	Oilseeds	Vegetables	Root crops
All damage	124881	23013	10554	4565	698	*	*
Crop disease	44195	2824	995	789	*	*	*
Frost or floods	13415	988	361	*	*	*	*
Locust	40698	3613	1610	550	*	*	*
Shortage of rain	19241	2962	*	*	*	*	*
Too much rain	21945	1116	340	*	*	*	*
Wild animals	9436	*	*	*	-	-	*
Birds	-	-	-	-	-	-	-
Hailstone	31111	4021	2608	475	*	*	*
Pests	*	*	*	*	*	*	-
Weeds	49006	5397	2133	1328	161	*	*
Others	-	-	-	-	-	-	-

Guji zone Table 3.4.14 Number of Holders reporting Damaged Crop Area in Hectare by Category of Crops and Cause of Damage

Cause of damage	Crop category						
	All holders	All crops	Cereals	Pulses	Oilseeds	Vegetables	Root crops
All damage	115570	22575	9267	1265	*	830	171
Crop disease	45135	5095	2291	359	*	*	*
Frost or floods	18384	1274	490	*	-	*	*
Locust	27947	2636	993	227	-	172	*
Shortage of rain	*	*	*	-	-	*	-
Too much rain	39313	4446	1212	*	*	145	*
Wild animals	*	*	-	-	-	-	-
Birds	-	-	-	-	-	-	-
Hailstone	*	*	*	*	-	-	*
Pests	*	*	-	-	-	-	-
Weeds	42814	8864	4217	*	-	*	*
Others	-	-	-	-	-	-	-

Somali Region Table 3.5 Number of Holders reporting Damaged Crop Area in Hectare by Category of Crops and Cause of Damage

Cause of damage	Crop category							
	All holders	All crops	Cereals	Pulses	Oilseeds	Vegetables	Root crops	Permanent
All damage	63673	17422	5230	475	*	-	172	1096
Crop disease	30845	5357	1133	136	*	-	75	522
Frost or floods	*	*	*	*	-	-	*	*
Locust	3464	600	*	*	*	-	*	*
Shortage of rain	1712	280	*	*	-	-	*	-
Too much rain	2620	227	*	*	-	-	*	*
Wild animals	*	*	*	-	-	-	-	-
Birds	-	-	-	-	-	-	-	-
Hailstone	*	*	-	*	-	-	-	-
Pests	*	*	-	-	-	-	-	-
Weeds	38324	10141	3951	106	*	-	*	518
Others	*	*	*	-	-	-	-	-

Shinlele zone Table 3.5.1 Number of Holders reporting Damaged Crop Area in Hectare by Category of Crops and Cause of Damage

Cause of damage	Crop category							
	All holders	All crops	Cereals	Pulses	Oilseeds	Vegetables	Root crops	Permanent
All damage	2838	495	24	-	-	-	17	38
Crop disease	1691	231	12	-	-	-	9	25
Frost or floods	131	6	*	-	-	-	*	*
Locust	160	4	-	-	-	-	*	*
Shortage of rain	*	*	-	-	-	-	*	-
Too much rain	673	41	*	-	-	-	*	*
Wild animals	*	*	*	-	-	-	-	-
Birds	-	-	-	-	-	-	-	-
Hailstone	-	-	-	-	-	-	-	-
Pests	-	-	-	-	-	-	-	-
Weeds	1558	213	13	-	-	-	*	5
Others	-	-	-	-	-	-	-	-

Jijiga zone Table 3.5.2 Number of Holders reporting Damaged Crop Area in Hectare by Category of Crops and Cause of Damage

Cause of damage	Crop category							
	All holders	All crops	Cereals	Pulses	Oilseeds	Vegetables	Root crops	Permanent
All damage	55669	15968	5099	141	*	-	*	995
Crop disease	26901	4789	1062	*	*	-	*	466
Frost or floods	*	*	*	*	-	-	*	*
Locust	3052	589	*	-	*	-	*	*
Shortage of rain	1225	108	*	-	-	-	-	-
Too much rain	1674	*	*	*	-	-	*	-
Wild animals	*	*	-	-	-	-	-	-
Birds	-	-	*	-	-	-	-	-
Hailstone	-	-	-	-	-	-	-	-
Pests	*	*	-	-	-	-	-	-
Weeds	34927	9597	3904	104	*	-	*	488
Others	*	*	*	-	-	-	-	-

Liben zone Table 3. 5.3 Number of Holders reporting Damaged Crop Area in Hectare by Category of Crops and Cause of Damage

Cause of damage	Crop category							
	All holders	All crops	Cereals	Pulses	Oilseeds	Vegetables	Root crops	Permanent
All damage	5167	959	107	334	-	-	*	*
Crop disease	2254	338	*	101	-	-	*	*
Frost or floods	561	*	*	*	-	-	-	*
Locust	*	7	*	*	-	-	-	-
Shortage of rain	*	*	-	*	-	-	-	-
Too much rain	*	*	*	*	-	-	-	-
Wild animals	-	-	-	-	-	-	-	-
Birds	-	-	-	-	-	-	-	-
Hailstone	*	*	-	*	-	-	-	-
Pests	-	-	-	-	-	-	-	-
Weeds	1839	*	*	*	-	-	*	*
Others	-	-	-	-	-	-	-	-

Benishangul-Gumuz Region Table 3.6 Number of Holders reporting Damaged Crop Area in Hectare by Category of Crops and Cause of Damage

Cause of damage	Crop category							
	All holders	All crops	Cereals	Pulses	Oilseeds	Vegetables	Root crops	Permanent
All damage	98347	18632	4308	1176	4480	718	285	1920
Crop disease	42258	4662	1243	189	1155	61	93	556
Frost or floods	18435	1500	434	101	310	*	*	236
Locust	49568	7732	1581	598	1676	372	*	485
Shortage of rain	8334	924	141	*	260	*	*	235
Too much rain	15952	1064	294	74	244	*	75	94
Wild animals	8758	1592	387	*	*	*	*	*
Birds	-	-	-	-	-	-	-	-
Hailstone	1600	243	18	*	*	*	-	-
Pests	871	81	*	*	*	-	-	-
Weeds	7069	818	194	*	191	*	*	80
Others	*	*	*	*	-	-	-	*

Metekel zone Table 3.6.1 Number of Holders reporting Damaged Crop Area in Hectare by Category of Crops and Cause of Damage

Cause of damage	Crop category							
	All holders	All crops	Cereals	Pulses	Oilseeds	Vegetables	Root crops	Permanent
All damage	29407	6331	986	451	787	497	*	309
Crop disease	7203	765	141	*	*	*	*	*
Frost or floods	3117	287	73	*	*	*	-	*
Locust	18084	3874	578	*	345	*	*	114
Shortage of rain	*	*	*	*	*	*	*	*
Too much rain	3845	213	*	*	*	*	*	*
Wild animals	1683	*	*	-	*	*	-	*
Birds	-	-	-	-	-	-	-	-
Hailstone	951	*	*	*	*	*	-	-
Pests	*	*	-	-	-	-	-	-
Weeds	2915	428	*	*	*	*	*	*
Others	-	-	-	-	-	-	-	-

Asosa zone Table 3.6.2 Number of Holders reporting Damaged Crop Area in Hectare by Category of Crops and Cause of Damage

Cause of damage	Crop category							
	All holders	All crops	Cereals	Pulses	Oilseeds	Vegetables	Root crops	Permanent
All damage	54996	8864	2163	514	2711	98	168	1103
Crop disease	31060	3414	937	120	882	*	*	447
Frost or floods	11077	709	203	*	60	*	*	*
Locust	25216	2535	576	208	969	*	*	156
Shortage of rain	3839	311	*	*	*	*	-	*
Too much rain	9801	526	*	*	150	-	*	53
Wild animals	6241	*	*	*	*	*	*	*
Birds	-	-	-	-	-	-	-	-
Hailstone	*	*	*	-	-	-	-	-
Pests	580	*	*	-	*	-	-	-
Weeds	2861	109	*	*	*	*	-	*
Others	*	*	-	-	-	-	-	-

Kemeshi zone Table 3.6.3 Number of Holders reporting Damaged Crop Area in Hectare by Category of Crops and Cause of Damage

Cause of damage	Crop category							
	All holders	All crops	Cereals	Pulses	Oilseeds	Vegetables	Root crops	Permanent
All damage	13943	3437	1159	210	982	122	*	509
Crop disease	3995	483	165	*	139	*	*	52
Frost or floods	4241	504	158	48	137	*	*	84
Locust	6268	1324	426	120	362	*	*	215
Shortage of rain	1378	211	64	*	71	*	-	*
Too much rain	2305	326	97	-	73	*	*	*
Wild animals	834	*	*	*	*	*	-	*
Birds	-	-	-	-	-	-	-	-
Hailstone	480	91	7	-	*	*	-	-
Pests	*	*	*	*	*	-	-	-
Weeds	1293	281	121	-	*	-	-	*
Others	*	*	*	*	-	-	-	*

S.N.N.P Region Table 3. 7 Number of Holders reporting Damaged Crop Area in Hectare by Category of Crops and Cause of Damage

Cause of damage	Crop category							
	All holders	All crops	Cereals	Pulses	Oilseeds	Vegetables	Root crops	Permanent
All damage	1672895	165966	61478	13566	1035	2647	7545	19625
Crop disease	391277	13777	4917	820	*	325	304	1539
Frost or floods	258632	10738	3847	1057	*	154	755	765
Locust	403096	23092	8819	1601	*	414	1011	2696
Shortage of rain	176391	13612	5557	817	*	341	821	1217
Too much rain	748497	30287	8705	2610	187	557	1427	6819
Wild animals	86612	5444	1606	294	-	*	*	*
Birds	-	-	-	-	-	-	-	-
Hailstone	245656	22998	10519	2647	*	206	1184	960
Pests	5442	688	*	*	*	-	*	*
Weeds	417813	45128	16919	3668	139	528	1750	4530
Others	5289	*	*	*	-	-	*	*

Garage zone Table 3.7.1 Number of Holders reporting Damaged Crop Area in Hectare by Category of Crops and Cause of Damage

Cause of damage	Crop category							
	All holders	All crops	Cereals	Pulses	Oilseeds	Vegetables	Root crops	Permanent
All damage	195651	15136	5778	760	*	*	257	729
Crop disease	66483	2169	576	*	*	*	*	134
Frost or floods	54347	1754	585	*	*	*	*	*
Locust	57699	2390	822	131	*	*	*	*
Shortage of rain	20292	*	*	*	*	*	*	*
Too much rain	95976	2685	426	47	*	*	78	232
Wild animals	5008	*	*	-	-	-	*	*
Birds	-	-	-	-	-	-	-	-
Hailstone	29120	2029	*	*	-	*	*	*
Pests	*	*	*	*	-	-	-	-
Weeds	36169	1986	1343	*	*	*	-	*
Others	*	*	*	-	-	-	-	-

Hadiya zone Table 3.7.2 Number of Holders reporting Damaged Crop Area in Hectare by Category of Crops and Cause of Damage

Cause of damage	Crop category							
	All holders	All crops	Cereals	Pulses	Oilseeds	Vegetables	Root crops	Permanent
All damage	141828	18272	8114	522	*	384	294	2037
Crop disease	39367	1469	846	*	-	*	*	*
Frost or floods	20675	518	273	*	-	*	*	*
Locust	51068	4216	1579	50	*	*	*	292
Shortage of rain	26428	2018	1143	136	*	*	*	*
Too much rain	48449	1658	610	*	*	*	*	130
Wild animals	4663	*	*	*	-	*	-	*
Birds	-	-	-	-	-	-	-	-
Hailstone	17060	1004	434	*	*	*	*	*
Pests	*	*	*	-	-	-	-	*
Weeds	54937	7003	2919	*	*	*	*	1269
Others	*	*	*	-	-	-	-	-

Kembata Tembaro zone Table 3.7.3 Number of Holders reporting Damaged Crop Area in Hectare by Category of Crops and Cause of Damage

Cause of damage	Crop category							
	All holders	All crops	Cereals	Pulses	Oilseeds	Vegetables	Root crops	Permanent
All damage	73066	4974	1600	*	-	101	420	664
Crop disease	9053	162	48	*	-	*	*	39
Frost or floods	9515	263	*	*	-	*	*	*
Locust	17404	626	214	*	-	*	*	116
Shortage of rain	22303	1610	600	*	-	*	*	116
Too much rain	28153	691	152	*	*	*	59	143
Wild animals	8550	347	*	-	-	-	*	*
Birds	-	-	-	-	-	-	-	-
Hailstone	10600	*	*	*	-	*	*	*
Pests	*	*	*	-	-	-	-	-
Weeds	14386	650	133	*	-	-	*	*
Others	-	-	-	-	-	-	-	-

Sidama zone Table 3.7.4 Number of Holders reporting Damaged Crop Area in Hectare by Category of Crops and Cause of Damage

Cause of damage	Crop category							
	All holders	All crops	Cereals	Pulses	Oilseeds	Vegetables	Root crops	Permanent
All damage	284749	14971	3674	1873	-	403	970	4338
Crop disease	74834	1299	270	*	-	*	50	508
Frost or floods	11662	273	*	*	-	-	-	*
Locust	98097	3339	650	423	-	*	*	728
Shortage of rain	7724	329	*	*	-	*	*	*
Too much rain	105784	5381	*	*	-	*	201	1486
Wild animals	36986	2090	239	*	-	*	*	*
Birds	-	-	-	-	-	-	-	-
Hailstone	8688	*	*	*	-	-	*	*
Pests	*	*	-	-	-	-	-	-
Weeds	37197	*	*	*	-	*	*	477
Others	*	*	*	-	-	-	-	*

Gedio zone Table 3.7.5 Number of Holders reporting Damaged Crop Area in Hectare by Category of Crops and Cause of Damage

Cause of damage	Crop category							
	All holders	All crops	Cereals	Pulses	Oilseeds	Vegetables	Root crops	Permanent
All damage	99194	5400	833	239	-	171	144	3101
Crop disease	32272	1021	224	*	-	*	*	332
Frost or floods	10609	253	65	*	-	*	*	64
Locust	5455	71	*	*	-	*	*	42
Shortage of rain	1304	*	*	-	-	-	-	*
Too much rain	79133	3740	*	116	-	78	96	2592
Wild animals	*	*	-	-	-	-	*	*
Birds	-	-	-	-	-	-	-	-
Hailstone	*	*	-	-	-	-	-	*
Pests	*	*	-	-	-	-	*	*
Weeds	9717	267	*	*	-	*	*	63
Others	-	-	-	-	-	-	-	-

Wolayita zone Table 3. 7.6 Number of Holders reporting Damaged Crop Area in Hectare by Category of Crops and Cause of Damage

Cause of damage	Crop category							
	All holders	All crops	Cereals	Pulses	Oilseeds	Vegetables	Root crops	Permanent
All damage	168945	15759	3414	1436	-	*	1617	936
Crop disease	32261	1170	*	*	-	-	*	*
Frost or floods	19526	534	39	*	-	-	101	*
Locust	14585	881	*	*	-	*	*	*
Shortage of rain	37461	2436	380	*	-	*	344	*
Too much rain	60505	1327	194	22	-	*	130	149
Wild animals	*	*	*	*	-	-	*	*
Birds	-	-	-	-	-	-	-	-
Hailstone	35339	*	*	*	-	-	*	*
Pests	-	-	-	-	-	-	-	-
Weeds	66830	5039	1069	574	-	*	*	*
Others	*	*	-	-	-	-	*	-

South Omo zone Table 3. 7.7 Number of Holders reporting Damaged Crop Area in Hectare by Category of Crops and Cause of Damage

Cause of damage	Crop category							
	All holders	All crops	Cereals	Pulses	Oilseeds	Vegetables	Root crops	Permanent
All damage	51361	6517	2754	427	*	*	*	261
Crop disease	7245	*	*	*	-	*	*	*
Frost or floods	6683	222	93	*	*	*	*	*
Locust	5934	606	*	*	-	*	-	*
Shortage of rain	1407	172	*	-	-	*	-	*
Too much rain	21104	1094	323	100	*	*	*	109
Wild animals	*	*	-	-	-	-	-	-
Birds	-	-	-	-	-	-	-	-
Hailstone	6309	593	*	*	*	*	*	102
Pests	-	-	-	-	-	-	-	-
Weeds	16943	2849	1133	*	*	-	*	*
Others	-	-	-	-	-	-	-	-

Shaka zone Table 3.7.8 Number of Holders reporting Damaged Crop Area in Hectare by Category of Crops and Cause of Damage

Cause of damage	Crop category							
	All holders	All crops	Cereals	Pulses	Oilseeds	Vegetables	Root crops	Permanent
All damage	21233	1874	368	175	*	*	23	715
Crop disease	4174	106	*	*	-	*	*	63
Frost or floods	7818	507	62	87	*	*	*	63
Locust	5598	410	87	*	*	*	*	187
Shortage of rain	410	30	*	-	-	-	-	*
Too much rain	12290	685	140	*	-	*	8	342
Wild animals	*	*	*	*	-	-	-	*
Birds	-	-	-	-	-	-	-	-
Hailstone	1525	*	*	*	-	-	-	*
Pests	*	*	-	*	-	-	-	*
Weeds	398	17	*	-	-	-	-	*
Others	-	-	-	-	-	-	-	-

Kaffa zone Table 3. 7.9 Number of Holders reporting Damaged Crop Area in Hectare by Category of Crops and Cause of Damage

Cause of damage	Crop category							
	All holders	All crops	Cereals	Pulses	Oilseeds	Vegetables	Root crops	Permanent
All damage	113533	14536	5397	2384	*	155	838	1702
Crop disease	12513	680	*	115	-	*	*	*
Frost or floods	42014	2794	872	548	-	*	338	149
Locust	38255	3698	1616	506	-	*	*	537
Shortage of rain	4323	302	*	*	-	*	*	*
Too much rain	70925	4890	1817	614	*	*	217	756
Wild animals	*	*	-	*	-	-	*	-
Birds	-	-	-	-	-	-	-	-
Hailstone	17493	1517	508	349	-	*	*	*
Pests	-	-	-	-	-	-	-	-
Weeds	7724	621	*	*	-	-	*	*
Others	-	-	-	-	-	-	-	-

Gamo Gofa zone Table 3.7.10 Number of Holders reporting Damaged Crop Area in Hectare by Category of Crops and Cause of Damage

Cause of damage	Crop category							
	All holders	All crops	Cereals	Pulses	Oilseeds	Vegetables	Root crops	Permanent
All damage	194160	22457	8332	1070	*	*	1552	2268
Crop disease	42112	1131	505	*	*	-	53	*
Frost or floods	37840	1428	601	*	-	-	126	*
Locust	37403	2129	676	*	*	*	163	*
Shortage of rain	18361	1550	535	*	-	-	42	*
Too much rain	83626	2288	750	188	*	*	195	*
Wild animals	*	*	*	-	-	-	*	-
Birds	-	-	-	-	-	-	-	-
Hailstone	68160	5138	1976	352	*	*	522	158
Pests	*	*	*	-	-	-	-	-
Weeds	66828	8227	3127	212	-	-	330	*
Others	*	*	*	-	-	-	-	-

Bench-Maji zone Table 3.7.11 Number of Holders reporting Damaged Crop Area in Hectare by Category of Crops and Cause of Damage

Cause of damage	Crop category							
	All holders	All crops	Cereals	Pulses	Oilseeds	Vegetables	Root crops	Permanent
All damage	53912	3001	1323	142	*	*	301	327
Crop disease	12126	434	273	*	-	*	*	*
Frost or floods	3837	184	81	*	-	-	*	*
Locust	11657	582	365	*	*	*	*	*
Shortage of rain	1410	*	*	-	*	*	-	*
Too much rain	36530	909	258	*	-	39	129	190
Wild animals	*	*	*	-	-	-	*	*
Birds	-	-	-	-	-	-	-	-
Hailstone	5079	462	*	*	-	*	*	*
Pests	-	-	-	-	-	-	-	-
Weeds	1801	93	*	-	-	-	*	*
Others	*	*	-	-	-	-	*	-

Yem Special Wereda Table 3.7.12 Number of Holders reporting Damaged Crop Area in Hectare by Category of Crops and Cause of Damage

Cause of damage	Crop category							
	All holders	All crops	Cereals	Pulses	Oilseeds	Vegetables	Root crops	Permanent
All damage	11432	1348	637	166	21	7	98	109
Crop disease	3691	138	74	11	*	*	*	*
Frost or floods	1836	105	53	25	*	-	*	12
Locust	3154	269	131	40	*	-	*	*
Shortage of rain	1282	117	63	12	-	-	*	*
Too much rain	7769	316	142	29	*	*	17	32
Wild animals	418	15	*	*	-	-	-	-
Birds	-	-	-	-	-	-	-	-
Hailstone	1473	95	22	13	-	*	*	*
Pests	*	*	-	-	*	-	-	-
Weeds	4466	294	146	33	*	-	21	24
Others	-	-	-	-	-	-	-	-

Amaro Special Werda Table 3.7.13 Number of Holders reporting Damaged Crop Area in Hectare by Category of Crops and Cause of Damage

Cause of damage	Crop category							
	All holders	All crops	Cereals	Pulses	Oilseeds	Vegetables	Root crops	Permanent
All damage	15148	2021	449	129	-	*	26	175
Crop disease	2315	*	*	*	-	*	*	*
Frost or floods	814	*	*	*	-	-	*	*
Locust	1337	75	*	-	-	-	*	*
Shortage of rain	*	*	*	*	-	-	-	-
Too much rain	8082	488	107	41	-	*	21	82
Wild animals	*	*	*	-	-	-	-	-
Birds	-	-	-	-	-	-	-	-
Hailstone	186	*	*	-	-	-	-	*
Pests	-	-	-	-	-	-	-	-
Weeds	7881	1148	317	79	-	*	*	68
Others	*	*	-	-	-	-	-	*

Burji Special Wereda Table 3.7.14 Number of Holders reporting Damaged Crop Area in Hectare by Category of Crops and Cause of Damage

Cause of damage	Crop category							
	All holders	All crops	Cereals	Pulses	Oilseeds	Vegetables	Root crops	Permanent
All damage	6032	1692	316	264	*	12	*	65
Crop disease	945	22	*	*	-	*	*	*
Frost or floods	357	19	*	*	-	*	-	*
Locust	294	30	*	-	-	-	-	*
Shortage of rain	303	22	*	-	-	*	-	*
Too much rain	773	40	8	*	-	*	*	10
Wild animals	-	-	-	-	-	-	-	-
Birds	-	-	-	-	-	-	-	-
Hailstone	135	10	*	*	-	-	-	*
Pests	-	-	-	-	-	-	-	-
Weeds	5241	1548	260	256	*	7	*	50
Others	-	-	-	-	-	-	-	-

Konso Special Wereda Table 3. 7.15 Number of Holders reporting Damaged Crop Area in Hectare by Category of Crops and Cause of Damage

Cause of damage	Crop category							
	All holders	All crops	Cereals	Pulses	Oilseeds	Vegetables	Root crops	Permanent
All damage	25045	5667	1473	930	*	-	75	483
Crop disease	5249	*	121	*	-	-	*	*
Frost or floods	987	79	*	*	-	-	-	*
Locust	939	86	*	-	-	-	-	*
Shortage of rain	*	*	-	-	-	-	-	*
Too much rain	4070	*	*	*	*	-	*	*
Wild animals	-	-	-	-	-	-	-	-
Birds	-	-	-	-	-	-	-	-
Hailstone	-	-	-	-	-	-	-	-
Pests	*	*	*	-	-	-	-	-
Weeds	19200	4114	1199	760	*	-	47	338
Others	-	-	-	-	-	-	-	-

Dirashe Special Wereda Table 3.7.16 Number of Holders reporting Damaged Crop Area in Hectare by Category of Crops and Cause of Damage

Cause of damage	Crop category							
	All holders	All crops	Cereals	Pulses	Oilseeds	Vegetables	Root crops	Permanent
All damage	19485	5908	2262	447	*	*	*	709
Crop disease	4584	810	155	*	-	*	*	131
Frost or floods	495	*	*	-	-	*	-	*
Locust	667	37	*	*	-	-	*	*
Shortage of rain	*	*	-	-	-	-	-	-
Too much rain	5145	255	99	*	-	*	*	*
Wild animals	-	-	-	-	-	-	-	-
Birds	-	-	-	-	-	-	-	-
Hailstone	*	*	-	*	-	*	-	*
Pests	-	-	-	-	-	-	-	-
Weeds	15128	4777	1965	426	*	*	*	529
Others	*	*	-	-	-	-	-	-

Duwaro zone Table 3.7.17. Number of Holders reporting Damaged Crop Area in Hectare by Category of Crops and Cause of Damage

Cause of damage	Crop category							
	All holders	All crops	Cereals	Pulses	Oilseeds	Vegetables	Root crops	Permanent
All damage	57457	6716	2788	741	103	92	448	583
Crop disease	6345	119	28	*	*	*	*	10
Frost or floods	9420	665	*	*	*	*	33	*
Locust	9000	523	208	61	*	*	*	*
Shortage of rain	6287	475	239	*	-	*	60	*
Too much rain	41606	2300	732	316	*	57	132	228
Wild animals	*	*	*	*	-	-	-	*
Birds	-	-	-	-	-	-	-	-
Hailstone	7962	800	264	100	*	*	*	*
Pests	-	-	-	-	-	-	-	-
Weeds	16959	1734	812	*	*	*	148	165
Others	*	*	*	*	-	-	-	-

Basketo Special Wereda Table 3.7.18 Number of Holders reporting Damaged Crop Area in Hectare by Category of Crops and Cause of Damage

Cause of damage	Crop category							
	All holders	All crops	Cereals	Pulses	Oilseeds	Vegetables	Root crops	Permanent
All damage	7995	694	349	25	*	*	39	32
Crop disease	2080	52	21	*	-	-	3	*
Frost or floods	1561	52	29	*	*	-	1	*
Locust	2597	166	99	5	*	-	8	*
Shortage of rain	647	20	11	-	-	-	*	*
Too much rain	6302	259	110	9	*	*	18	19
Wild animals	*	*	*	-	-	-	-	-
Birds	-	-	-	-	-	-	-	-
Hailstone	1042	49	27	*	-	*	*	*
Pests	*	*	*	-	-	-	-	-
Weeds	1750	93	51	*	-	-	6	*
Others	*	*	*	-	-	-	-	-

Konta Special Wereda Table 3.7.19. Number of Holders reporting Damaged Crop Area in Hectare by Category of Crops and Cause of Damage

Cause of damage	Crop category							
	All holders	All crops	Cereals	Pulses	Oilseeds	Vegetables	Root crops	Permanent
All damage	10861	1260	329	180	-	*	85	142
Crop disease	1374	41	6	*	-	-	*	*
Frost or floods	4134	435	154	51	-	*	19	44
Locust	2464	249	65	23	-	*	*	36
Shortage of rain	268	*	*	-	-	-	*	*
Too much rain	7295	330	69	57	-	*	15	30
Wild animals	*	*	-	-	-	-	-	-
Birds	-	-	-	-	-	-	-	-
Hailstone	1159	96	19	*	-	-	*	*
Pests	*	*	*	-	-	-	-	*
Weeds	956	81	9	*	-	*	*	*
Others	-	-	-	-	-	-	-	-

Silte zone Table 37.20. Number of Holders reporting Damaged Crop Area in Hectare by Category of Crops and Cause of Damage

Cause of damage	Crop category							
	All holders	All crops	Cereals	Pulses	Oilseeds	Vegetables	Root crops	Permanent
All damage	99308	14501	9283	1231	*	349	-	226
Crop disease	27438	667	418	25	*	*	-	*
Frost or floods	13858	549	261	*	*	*	-	56
Locust	32423	2077	1515	134	*	*	-	*
Shortage of rain	17627	1975	1331	*	*	*	-	*
Too much rain	22263	492	281	59	*	*	-	*
Wild animals	7299	1072	661	*	-	-	-	-
Birds	-	-	-	-	-	-	-	-
Hailstone	32194	6183	3934	*	*	*	-	*
Pests	*	*	*	-	-	-	-	-
Weeds	23942	1476	872	*	-	*	-	*
Others	-	-	-	-	-	-	-	-

Alaba Special Wereda Table 3.7.21. Number of Holders reporting Damaged Crop Area in Hectare by Category of Crops and Cause of Damage

Cause of damage	Crop category							
	All holders	All crops	Cereals	Pulses	Oilseeds	Vegetables	Root crops	Permanent
All damage	22499	3265	2006	248	*	278	*	*
Crop disease	4817	202	132	*	*	*	*	*
Frost or floods	644	59	45	*	-	*	-	-
Locust	7065	632	390	*	*	54	-	*
Shortage of rain	7837	856	560	59	-	60	-	*
Too much rain	2716	105	94	*	-	*	-	-
Wild animals	350	*	*	-	-	*	-	-
Birds	-	-	-	-	-	-	-	-
Hailstone	1526	115	60	*	-	*	-	-
Pests	-	-	-	-	-	-	-	-
Weeds	9362	1267	715	*	*	*	*	*
Others	*	*	-	*	-	-	-	-

Gambella Region Table 3. 8 Number of Holders reporting Damaged Crop Area in Hectare by Category of Crops and Cause of Damage

Cause of damage	Crop category							
	All holders	All crops	Cereals	Pulses	Oilseeds	Vegetables	Root crops	Permanent
All damage	18915	1918	513	*	285	23	*	337
Crop disease	8292	604	190	*	59	*	*	36
Frost or floods	2934	198	*	*	*	*	*	28
Locust	3402	288	72	*	*	*	*	*
Shortage of rain	1121	65	31	-	-	*	-	*
Too much rain	4605	541	84	*	*	*	*	181
Wild animals	*	*	*	-	-	-	-	*
Birds	-	-	-	-	-	-	-	-
Hailstone	1051	33	*	*	*	*	*	*
Pests	*	*	*	*	*	-	*	*
Weeds	2232	146	*	-	*	*	-	12
Others	*	*	-	-	-	-	-	*

Zone 1 zone Table 3.8.1 Number of Holders reporting Damaged Crop Area in Hectare by Category of Crops and Cause of Damage

Cause of damage	Crop category							
	All holders	All crops	Cereals	Pulses	Oilseeds	Vegetables	Root crops	Permanent
All damage	9113	742	260	-	*	*	*	*
Crop disease	4970	431	148	-	*	-	-	*
Frost or floods	*	*	*	-	*	-	*	*
Locust	928	*	*	-	-	-	-	*
Shortage of rain	860	*	*	-	-	-	-	*
Too much rain	*	*	*	-	-	-	-	-
Wild animals	*	*	-	-	-	-	-	-
Birds	-	-	-	-	-	-	-	-
Hailstone	*	*	*	-	-	-	-	-
Pests	*	*	*	-	-	-	-	*
Weeds	*	*	*	-	-	*	-	*
Others	-	-	-	-	-	-	-	-

Zone 2 zone Table 3.8.2 Number of Holders reporting Damaged Crop Area in Hectare by Category of Crops and Cause of Damage

Cause of damage	Crop category							
	All holders	All crops	Cereals	Pulses	Oilseeds	Vegetables	Root crops	Permanent
All damage	9802	1176	253	*	*	20	13	316
Crop disease	3323	173	42	*	*	*	*	33
Frost or floods	1169	39	*	*	*	*	*	14
Locust	2474	*	66	*	*	*	*	*
Shortage of rain	261	*	*	-	-	*	-	*
Too much rain	4346	540	82	*	*	*	*	181
Wild animals	*	*	*	-	-	-	-	*
Birds	-	-	*	-	-	-	-	-
Hailstone	797	23	*	*	*	*	*	*
Pests	*	*	-	*	*	-	*	*
Weeds	1128	99	*	-	*	*	-	*
Others	*	*	-	-	-	-	-	*

Harari Region Table 3.9 Number of Holders reporting Damaged Crop Area in Hectare by Category of Crops and Cause of Damage

Cause of damage	Crop category							
	All holders	All crops	Cereals	Pulses	Oilseeds	Vegetables	Root crops	Permanent
All damage	11293	2333	379	-	74	-	*	518
Crop disease	6378	642	130	-	*	-	-	146
Frost or floods	617	33	*	-	*	-	-	*
Locust	2826	325	31	-	*	-	-	51
Shortage of rain	*	*	*	-	-	-	-	*
Too much rain	2102	186	*	-	8	-	-	66
Wild animals	127	*	*	-	-	-	-	*
Birds	-	-	-	-	-	-	-	-
Hailstone	144	*	*	-	-	-	-	*
Pests	*	*	-	-	-	-	-	-
Weeds	5994	1116	138	-	22	-	*	242
Others	*	*	-	-	-	-	-	*

Addis Ababa City Administration Table 3.10. Number of Holders reporting Damaged Crop Area in Hectare by Category of Crops and Cause of Damage

Cause of damage	Crop category							
	All holders	All crops	Cereals	Pulses	Oilseeds	Vegetables	Root crops	Permanent
All damage	7022	1031	403	121	*	*	*	*
Crop disease	1606	*	*	*	-	*	*	-
Frost or floods	493	18	9	*	-	-	*	-
Locust	2749	239	72	26	-	*	*	-
Shortage of rain	796	97	39	*	-	-	*	*
Too much rain	*	*	*	*	-	-	*	-
Wild animals	179	*	*	-	-	*	*	-
Birds	-	-	-	-	-	-	-	-
Hailstone	3231	585	246	78	*	*	*	*
Pests	*	*	*	-	-	-	-	*
Weeds	740	17	*	*	-	*	*	*
Others	*	*	-	*	-	-	-	-

Zone 3 zone Table 3.10.1 Number of Holders reporting Damaged Crop Area in Hectare by Category of Crops and Cause of Damage

Cause of damage	Crop category							
	All holders	All crops	Cereals	Pulses	Oilseeds	Vegetables	Root crops	Permanent
All damage	4049	653	221	64	*	*	*	*
Crop disease	697	*	*	*	-	*	*	-
Frost or floods	372	16	8	-	-	-	*	-
Locust	1561	170	32	*	-	*	-	-
Shortage of rain	409	42	22	*	-	-	-	-
Too much rain	-	-	-	-	-	-	-	-
Wild animals	129	1	*	-	-	*	-	-
Birds	-	-	-	-	-	-	-	-
Hailstone	1963	373	141	*	*	*	*	*
Pests	-	-	-	-	-	-	-	-
Weeds	320	*	*	*	-	*	-	-
Others	-	-	-	-	-	-	-	-

Zone 6. zone Table 3.10.2. Number of Holders reporting Damaged Crop Area in Hectare by Category of Crops and Cause of Damage

Cause of damage	Crop category							
	All holders	All crops	Cereals	Pulses	Oilseeds	Vegetables	Root crops	Permanent
All damage	2973	378	182	57	-	*	*	*
Crop disease	909	*	*	*	-	-	*	-
Frost or floods	*	*	*	*	-	-	-	-
Locust	1188	70	41	*	-	*	*	-
Shortage of rain	387	56	*	*	-	-	*	*
Too much rain	*	*	*	*	-	-	*	-
Wild animals	*	*	*	-	-	-	*	-
Birds	-	-	-	-	-	-	-	-
Hailstone	1268	212	105	*	-	-	*	-
Pests	*	*	*	-	-	-	-	-
Weeds	420	*	*	*	-	-	*	*
Others	*	*	-	*	-	-	-	-

Dire Dawa City Administrative Council Table 3.11 Number of Holders reporting Damaged Crop Area in Hectare by Category of Crops and Cause of Damage

Cause of damage	Crop category							
	All holders	All crops	Cereals	Pulses	Oilseeds	Vegetables	Root crops	Permanent
All damage	12702	2213	291	*	*	*	*	143
Crop disease	5377	357	27	*	*	-	-	43
Frost or floods	570	22	*	*	-	*	-	*
Locust	527	36	*	-	-	*	-	*
Shortage of rain	*	*	-	-	-	-	-	-
Too much rain	798	20	*	-	-	-	*	*
Wild animals	*	*	-	-	-	-	-	-
Birds	-	-	-	-	-	-	-	-
Hailstone	-	-	-	-	-	-	-	-
Pests	*	*	-	-	-	-	-	-
Weeds	10207	1769	246	*	*	*	-	98
Others	-	-	-	-	-	-	-	-

4. Number Of Holders By Type Of Miscellaneous Farm Practices

Data were collected from the sample agricultural holders on various farm practices. According to the survey results, for 484,335 holders the main source of water for irrigating their crops was reported to be river. Table 4 shows that about 3.9 million holders protected their soil from erosion by afforestation mechanism. Also around 7.8 million holders used crop rotation methods as a means of improving the fertility of their soil. Moreover, one of the reasons for not participating in extension package program was due to shortage of money, which was reported by about 3.4 million holders. The results also show that over 1.5 million and 2.4 million holders were beneficiaries of credit and advisory services, respectively in 2003/04 Meher season crop year. However, one should notice that the above-mentioned numbers of holders are not mutually exclusive.

Table 4. Number of Holders by Type of Farm practice in Ethiopia

Farm practice	Number of holders reporting
<u>Source of water for irrigation</u>	
River	484,335
Lake	20,235
Pond	61,864
Water pool	26,220
Others	69,526
<u>Method of soil conservation</u>	
Terracing	2,009,534
Water catchments	879,642
Afforestation	54,002
Plowing along the contour	3,905,824
Others	1,225,151
<u>Crop rotation to improve soil fertility</u>	7,772,214
<u>Reasons for not participating in extension package</u>	
Ignorance of the advantages	1,304,647
Shortage of money	3,378,313
Suspicion on efficacy	547,267
Programs not available	2,393,218
Insufficient arable land	926,465
Others	792,213
<u>Use of services</u>	
Credit	1,525,708
Advisory	2,430,516
<u>Supplier of Fertilizers</u>	
Government	1,806,527
Private organizations	297,872
Traders	1,127,786
Others	225,779
Not applicable (stated)	6,550

Tigray Region Table 4.1 Number of Holders by Type of Farm practice

Farm practice	Number of holders reporting
Source of water for irrigation	
River	55350
Lake	2619
Pond	5232
Water pool	11191
Others	7490
Method of soil conservation	
Terracing	296015
Water catchments	204108
A forestation	1131
Plowing along the contour	118168
Others	*
Crop rotation to improve soil fertility	588270
Reasons for not participating in extension package	
Ignorance of the advantages	39938
Shortage of money	123106
Suspicion on efficacy	27033
Programs not available	32968
Insufficient arable land	33268
Others	41286
Use of services	
Credit	245633
Advisory	441950
Supplier of Fertilizers	
Government	203157
Private organizations	7233
Traders	4170
Others	26841
Not applicable (stated)	*

West Tigray zone Table 4.1.1 Number of Holders by Type of Farm practice

Farm practice	Number of holders reporting
Source of water for irrigation	
River	*
Lake	-
Pond	*
Water pool	*
Others	-
Method of soil conservation	
Terracing	51909
Water catchments	34679
A forestation	*
Plowing along the contour	26249
Others	-
Crop rotation to improve soil fertility	105590
Reasons for not participating in extension package	
Ignorance of the advantages	10954
Shortage of money	37328
Suspicion on efficacy	12640
Programs not available	13882
Insufficient arable land	3562
Others	3466
Use of services	
Credit	42260
Advisory	65570
Supplier of Fertilizers	
Government	56275
Private organizations	1643
Traders	*
Others	*
Not applicable (stated)	*

Central Tigray zone Table 4.1.2 Number of Holders by Type of Farm practice

Farm practice	Number of holders reporting
Source of water for irrigation	
River	10302
Lake	*
Pond	*
Water pool	*
Others	*
Method of soil conservation	
Terracing	117402
Water catchments	58445
A forestation	-
Plowing along the contour	22173
Others	*
Crop rotation to improve soil fertility	187248
Reasons for not participating in extension package	
Ignorance of the advantages	*
Shortage of money	42818
Suspicion on efficacy	5151
Programs not available	*
Insufficient arable land	15176
Others	5260
Use of services	
Credit	73463
Advisory	148506
Supplier of Fertilizers	
Government	70543
Private organizations	1881
Traders	*
Others	26143
Not applicable (stated)	-

East Tigray zone Table 4.1.3 Number of Holders by Type of Farm practice

Farm practice	Number of holders reporting
Source of water for irrigation	
River	7598
Lake	1083
Pond	2287
Water pool	3983
Others	*
Method of soil conservation	
Terracing	55257
Water catchments	27073
A forestation	*
Plowing along the contour	18517
Others	*
Crop rotation to improve soil fertility	100187
Reasons for not participating in extension package	
Ignorance of the advantages	10711
Shortage of money	8735
Suspicion on efficacy	1406
Programs not available	*
Insufficient arable land	5243
Others	1385
Use of services	
Credit	49397
Advisory	87051
Supplier of Fertilizers	
Government	35299
Private organizations	*
Traders	740
Others	-
Not applicable (stated)	*

South Tigray zone Table 4.1.4 Number of Holders by Type of Farm practice

Farm practice	Number of holders reporting
Source of water for irrigation	
River	32436
Lake	*
Pond	*
Water pool	6134
Others	*
Method of soil conservation	
Terracing	64311
Water catchments	66512
A forestation	-
Plowing along the contour	34014
Others	*
Crop rotation to improve soil fertility	159321
Reasons for not participating in extension package	
Ignorance of the advantages	7018
Shortage of money	25770
Suspicion on efficacy	*
Programs not available	*
Insufficient arable land	7408
Others	20972
Use of services	
Credit	72087
Advisory	116135
Supplier of Fertilizers	
Government	37467
Private organizations	*
Traders	903
Others	*
Not applicable (stated)	-

North West Tigray zone Table 4.1.5 Number of Holders by Type of Farm practice

Farm practice	Number of holders reporting
Source of water for irrigation	
River	*
Lake	*
Pond	*
Water pool	*
Others	*
Method of soil conservation	
Terracing	7136
Water catchments	17398
A forestation	*
Plowing along the contour	17215
Others	-
Crop rotation to improve soil fertility	35924
Reasons for not participating in extension package	
Ignorance of the advantages	8812
Shortage of money	8454
Suspicion on efficacy	*
Programs not available	6377
Insufficient arable land	1879
Others	10202
Use of services	
Credit	8426
Advisory	24689
Supplier of Fertilizers	
Government	3574
Private organizations	-
Traders	-
Others	-
Not applicable (stated)	-

Afar Region Table 4.2 Number of Holders by Type of Farm practice

Farm practice	Number of holders reporting
Source of water for irrigation	
River	7214
Lake	125
Pond	-
Water pool	-
Others	*
Method of soil conservation	
Terracing	2883
Water catchments	1240
A forestation	*
Plowing along the contour	1967
Others	*
Crop rotation to improve soil fertility	4462
Reasons for not participating in extension package	
Ignorance of the advantages	2783
Shortage of money	269
Suspicion on efficacy	-
Programs not available	13006
Insufficient arable land	*
Others	1719
Use of services	
Credit	*
Advisory	*
Supplier of Fertilizers	
Government	*
Private organizations	-
Traders	*
Others	-
Not applicable (stated)	*

Zone 1 zone Table 4.2.1 Number of Holders by Type of Farm practice

Farm practice	Number of holders reporting
Source of water for irrigation	
River	5523
Lake	104
Pond	-
Water pool	-
Others	-
Method of soil conservation	
Terracing	*
Water catchments	594
A forestation	*
Plowing along the contour	*
Others	*
Crop rotation to improve soil fertility	61
Reasons for not participating in extension package	
Ignorance of the advantages	2657
Shortage of money	*
Suspicion on efficacy	-
Programs not available	5778
Insufficient arable land	-
Others	1599
Use of services	
Credit	-
Advisory	*
Supplier of Fertilizers	
Government	*
Private organizations	-
Traders	-
Others	-
Not applicable (stated)	-

Zone 3.zone Table 4.2.2 Number of Holders by Type of Farm practice

Farm practice	Number of holders reporting
Source of water for irrigation	
River	1691
Lake	*
Pond	-
Water pool	-
Others	*
Method of soil conservation	
Terracing	2683
Water catchments	646
A forestation	*
Plowing along the contour	1758
Others	*
Crop rotation to improve soil fertility	4401
Reasons for not participating in extension package	
Ignorance of the advantages	*
Shortage of money	*
Suspicion on efficacy	-
Programs not available	7228
Insufficient arable land	*
Others	120
Use of services	
Credit	*
Advisory	*
Supplier of Fertilizers	
Government	*
Private organizations	-
Traders	*
Others	-
Not applicable (stated)	*

Amhara Region Table 4.3 Number of Holders by Type of Farm practice

Farm practice	Number of holders reporting
Source of water for irrigation	
River	217060
Lake	5610
Pond	12526
Water pool	3822
Others	40040
Method of soil conservation	
Terracing	968147
Water catchments	321727
A forestation	7984
Plowing along the contour	1111726
Others	319534
Crop rotation to improve soil fertility	2670421
Reasons for not participating in extension package	
Ignorance of the advantages	394578
Shortage of money	982995
Suspicion on efficacy	165512
Programs not available	581952
Insufficient arable land	176865
Others	238209
Use of services	
Credit	385851
Advisory	901821
Supplier of Fertilizers	
Government	431693
Private organizations	188343
Traders	237572
Others	*
Not applicable (stated)	2827

North Gonder zone Table 4.3.1 Number of Holders by Type of Farm practice

Farm practice	Number of holders reporting
Source of water for irrigation	
River	13082
Lake	*
Pond	*
Water pool	*
Others	*
Method of soil conservation	
Terracing	110660
Water catchments	69978
A forestation	*
Plowing along the contour	139762
Others	25837
Crop rotation to improve soil fertility	371863
Reasons for not participating in extension package	
Ignorance of the advantages	56132
Shortage of money	194379
Suspicion on efficacy	14879
Programs not available	55985
Insufficient arable land	17087
Others	43175
Use of services	
Credit	34484
Advisory	74650
Supplier of Fertilizers	
Government	60103
Private organizations	*
Traders	18626
Others	*
Not applicable (stated)	-

South Gonder zone Table 4.3.2 Number of Holders by Type of Farm practice

Farm practice	Number of holders reporting
Source of water for irrigation	
River	12425
Lake	*
Pond	*
Water pool	*
Others	*
Method of soil conservation	
Terracing	155143
Water catchments	23467
A forestation	*
Plowing along the contour	143708
Others	22293
Crop rotation to improve soil fertility	345248
Reasons for not participating in extension package	
Ignorance of the advantages	18526
Shortage of money	234778
Suspicion on efficacy	9404
Programs not available	46708
Insufficient arable land	20147
Others	26445
Use of services	
Credit	32886
Advisory	126729
Supplier of Fertilizers	
Government	40229
Private organizations	*
Traders	29251
Others	-
Not applicable (stated)	*

North Wolo zone Table 4.3.3 Number of Holders by Type of Farm practice

Farm practice	Number of holders reporting
Source of water for irrigation	
River	27468
Lake	-
Pond	*
Water pool	*
Others	*
Method of soil conservation	
Terracing	92697
Water catchments	99976
A forestation	*
Plowing along the contour	75473
Others	2182
Crop rotation to improve soil fertility	258641
Reasons for not participating in extension package	
Ignorance of the advantages	76799
Shortage of money	87370
Suspicion on efficacy	21506
Programs not available	50612
Insufficient arable land	10198
Others	26525
Use of services	
Credit	21101
Advisory	119610
Supplier of Fertilizers	
Government	5232
Private organizations	*
Traders	4984
Others	-
Not applicable (stated)	-

South Wolo zone Table 4.3.4 Number of Holders by Type of Farm practice

Farm practice	Number of holders reporting
Source of water for irrigation	
River	36332
Lake	*
Pond	*
Water pool	*
Others	5645
Method of soil conservation	
Terracing	218021
Water catchments	58049
A forestation	*
Plowing along the contour	129977
Others	38313
Crop rotation to improve soil fertility	421841
Reasons for not participating in extension package	
Ignorance of the advantages	47542
Shortage of money	119124
Suspicion on efficacy	48120
Programs not available	102082
Insufficient arable land	32884
Others	55456
Use of services	
Credit	58986
Advisory	206450
Supplier of Fertilizers	
Government	48484
Private organizations	*
Traders	*
Others	*
Not applicable (stated)	*

North Shewa (Amhara Region) zone Table 4.3.5 Number of Holders by Type of Farm practice

Farm practice	Number of holders reporting
Source of water for irrigation	
River	20959
Lake	-
Pond	*
Water pool	-
Others	19752
Method of soil conservation	
Terracing	179515
Water catchments	22133
A forestation	-
Plowing along the contour	87531
Others	30017
Crop rotation to improve soil fertility	325199
Reasons for not participating in extension package	
Ignorance of the advantages	59307
Shortage of money	72730
Suspicion on efficacy	5471
Programs not available	185567
Insufficient arable land	7450
Others	7077
Use of services	
Credit	48141
Advisory	64013
Supplier of Fertilizers	
Government	*
Private organizations	52249
Traders	35099
Others	*
Not applicable (stated)	*

East Gojam zone Table 4.3.6 Number of Holders by Type of Farm practice

Farm practice	Number of holders reporting
Source of water for irrigation	
River	24970
Lake	*
Pond	-
Water pool	*
Others	*
Method of soil conservation	
Terracing	74415
Water catchments	*
A forestation	*
Plowing along the contour	217955
Others	52355
Crop rotation to improve soil fertility	349627
Reasons for not participating in extension package	
Ignorance of the advantages	73208
Shortage of money	103048
Suspicion on efficacy	33151
Programs not available	29552
Insufficient arable land	42188
Others	34647
Use of services	
Credit	83442
Advisory	112633
Supplier of Fertilizers	
Government	81741
Private organizations	52829
Traders	57555
Others	*
Not applicable (stated)	-

West Gojam zone Table 4.3.7 Number of Holders by Type of Farm practice

Farm practice	Number of holders reporting
Source of water for irrigation	
River	33620
Lake	1355
Pond	-
Water pool	-
Others	8733
Method of soil conservation	
Terracing	54031
Water catchments	16086
A forestation	*
Plowing along the contour	208573
Others	74911
Crop rotation to improve soil fertility	336392
Reasons for not participating in extension package	
Ignorance of the advantages	18288
Shortage of money	71902
Suspicion on efficacy	17559
Programs not available	*
Insufficient arable land	28617
Others	30217
Use of services	
Credit	74715
Advisory	110095
Supplier of Fertilizers	
Government	148232
Private organizations	43363
Traders	62352
Others	*
Not applicable (stated)	*

Waghamera zone Table 4.3.8 Number of Holders by Type of Farm practice

Farm practice	Number of holders reporting
Source of water for irrigation	
River	1819
Lake	-
Pond	*
Water pool	*
Others	*
Method of soil conservation	
Terracing	35852
Water catchments	6927
A forestation	*
Plowing along the contour	24064
Others	*
Crop rotation to improve soil fertility	68671
Reasons for not participating in extension package	
Ignorance of the advantages	6013
Shortage of money	35729
Suspicion on efficacy	*
Programs not available	20085
Insufficient arable land	3203
Others	*
Use of services	
Credit	8641
Advisory	23536
Supplier of Fertilizers	
Government	-
Private organizations	-
Traders	*
Others	-
Not applicable (stated)	*

Agewawie zone Table 4.3.9 Number of Holders by Type of Farm practice

Farm practice	Number of holders reporting
Source of water for irrigation	
River	41462
Lake	*
Pond	-
Water pool	-
Others	*
Method of soil conservation	
Terracing	4008
Water catchments	*
A forestation	*
Plowing along the contour	73151
Others	68042
Crop rotation to improve soil fertility	148285
Reasons for not participating in extension package	
Ignorance of the advantages	19069
Shortage of money	56392
Suspicion on efficacy	7654
Programs not available	32179
Insufficient arable land	13698
Others	7801
Use of services	
Credit	20155
Advisory	51975
Supplier of Fertilizers	
Government	29584
Private organizations	14707
Traders	23709
Others	*
Not applicable (stated)	682

Oromia zone Table 4.3.10 Number of Holders by Type of Farm practice

Farm practice	Number of holders reporting
Source of water for irrigation	
River	4925
Lake	*
Pond	*
Water pool	*
Others	725
Method of soil conservation	
Terracing	43807
Water catchments	3749
A forestation	*
Plowing along the contour	11533
Others	2986
Crop rotation to improve soil fertility	44652
Reasons for not participating in extension package	
Ignorance of the advantages	19695
Shortage of money	7542
Suspicion on efficacy	3577
Programs not available	38926
Insufficient arable land	1393
Others	3738
Use of services	
Credit	3299
Advisory	12129
Supplier of Fertilizers	
Government	*
Private organizations	*
Traders	*
Others	-
Not applicable (stated)	-

Oromia Region Table 4.4 Number of Holders by Type of Farm practice

Farm practice	Number of holders reporting
Source of water for irrigation	
River	150399
Lake	5152
Pond	40506
Water pool	*
Others	17536
Method of soil conservation	
Terracing	498638
Water catchments	232302
A forestation	16387
Plowing along the contour	1763718
Others	777161
Crop rotation to improve soil fertility	2939667
Reasons for not participating in extension package	
Ignorance of the advantages	406470
Shortage of money	1438273
Suspicion on efficacy	183855
Programs not available	1082980
Insufficient arable land	315312
Others	294731
Use of services	
Credit	759135
Advisory	823089
Supplier of Fertilizers	
Government	990553
Private organizations	69929
Traders	375842
Others	149973
Not applicable (stated)	2029

West Welega zone Table 4.4.1 Number of Holders by Type of Farm practice

Farm practice	Number of holders reporting
Source of water for irrigation	
River	4780
Lake	-
Pond	-
Water pool	-
Others	-
Method of soil conservation	
Terracing	12514
Water catchments	*
A forestation	*
Plowing along the contour	214591
Others	50001
Crop rotation to improve soil fertility	260350
Reasons for not participating in extension package	
Ignorance of the advantages	*
Shortage of money	181760
Suspicion on efficacy	18026
Programs not available	*
Insufficient arable land	13467
Others	9326
Use of services	
Credit	72753
Advisory	153250
Supplier of Fertilizers	
Government	77793
Private organizations	*
Traders	5476
Others	*
Not applicable (stated)	-

East Welega zone Table 4.4.2 Number of Holders by Type of Farm practice

Farm practice	Number of holders reporting
Source of water for irrigation	
River	*
Lake	1442
Pond	-
Water pool	-
Others	-
Method of soil conservation	
Terracing	7210
Water catchments	2273
A forestation	*
Plowing along the contour	169874
Others	67867
Crop rotation to improve soil fertility	241057
Reasons for not participating in extension package	
Ignorance of the advantages	*
Shortage of money	115549
Suspicion on efficacy	16422
Programs not available	*
Insufficient arable land	20822
Others	24819
Use of services	
Credit	91525
Advisory	111997
Supplier of Fertilizers	
Government	121585
Private organizations	*
Traders	10503
Others	*
Not applicable (stated)	-

Illibabor zone Table 4.4.3 Number of Holders by Type of Farm practice

Farm practice	Number of holders reporting
Source of water for irrigation	
River	*
Lake	*
Pond	*
Water pool	-
Others	*
Method of soil conservation	
Terracing	10676
Water catchments	*
A forestation	*
Plowing along the contour	105419
Others	31044
Crop rotation to improve soil fertility	140780
Reasons for not participating in extension package	
Ignorance of the advantages	3753
Shortage of money	95946
Suspicion on efficacy	20190
Programs not available	24409
Insufficient arable land	12418
Others	14868
Use of services	
Credit	22921
Advisory	56199
Supplier of Fertilizers	
Government	31946
Private organizations	-
Traders	880
Others	*
Not applicable (stated)	*

Jimma zone Table 4.4.4 Number of Holders by Type of Farm practice

Farm practice	Number of holders reporting
Source of water for irrigation	
River	*
Lake	*
Pond	-
Water pool	-
Others	-
Method of soil conservation	
Terracing	24623
Water catchments	1774
A forestation	*
Plowing along the contour	238355
Others	139340
Crop rotation to improve soil fertility	391566
Reasons for not participating in extension package	
Ignorance of the advantages	27216
Shortage of money	88158
Suspicion on efficacy	20841
Programs not available	112025
Insufficient arable land	34994
Others	49602
Use of services	
Credit	158071
Advisory	116219
Supplier of Fertilizers	
Government	145862
Private organizations	*
Traders	28985
Others	*
Not applicable (stated)	-

West Shewa zone Table 4.4.5 Number of Holders by Type of Farm practice

Farm practice	Number of holders reporting
Source of water for irrigation	
River	19447
Lake	*
Pond	*
Water pool	*
Others	*
Method of soil conservation	
Terracing	24569
Water catchments	16223
A forestation	*
Plowing along the contour	126931
Others	126031
Crop rotation to improve soil fertility	294403
Reasons for not participating in extension package	
Ignorance of the advantages	25977
Shortage of money	117907
Suspicion on efficacy	5193
Programs not available	65508
Insufficient arable land	45501
Others	11843
Use of services	
Credit	92267
Advisory	70536
Supplier of Fertilizers	
Government	165112
Private organizations	2446
Traders	39743
Others	6383
Not applicable (stated)	-

North Shewa (Oromia Region) zone Table 4.4.6 Number of Holders by Type of Farm practice

Farm practice	Number of holders reporting
Source of water for irrigation	
River	*
Lake	-
Pond	-
Water pool	*
Others	*
Method of soil conservation	
Terracing	73013
Water catchments	*
A forestation	-
Plowing along the contour	56653
Others	79409
Crop rotation to improve soil fertility	210356
Reasons for not participating in extension package	
Ignorance of the advantages	17317
Shortage of money	77688
Suspicion on efficacy	16831
Programs not available	86795
Insufficient arable land	11061
Others	16585
Use of services	
Credit	29747
Advisory	39534
Supplier of Fertilizers	
Government	56065
Private organizations	4984
Traders	9366
Others	*
Not applicable (stated)	*

East Shewa zone Table 4.4.7 Number of Holders by Type of Farm practice

Farm practice	Number of holders reporting
Source of water for irrigation	
River	*
Lake	-
Pond	*
Water pool	-
Others	*
Method of soil conservation	
Terracing	42202
Water catchments	15199
A forestation	*
Plowing along the contour	168937
Others	21078
Crop rotation to improve soil fertility	230245
Reasons for not participating in extension package	
Ignorance of the advantages	43185
Shortage of money	96957
Suspicion on efficacy	*
Programs not available	132557
Insufficient arable land	26564
Others	10140
Use of services	
Credit	37078
Advisory	29708
Supplier of Fertilizers	
Government	37030
Private organizations	*
Traders	77160
Others	35872
Not applicable (stated)	-

Arsi zone Table 4.4.8 Number of Holders by Type of Farm practice

Farm practice	Number of holders reporting
Source of water for irrigation	
River	19000
Lake	-
Pond	-
Water pool	-
Others	*
Method of soil conservation	
Terracing	17496
Water catchments	19489
A forestation	*
Plowing along the contour	272587
Others	129582
Crop rotation to improve soil fertility	415762
Reasons for not participating in extension package	
Ignorance of the advantages	60370
Shortage of money	169234
Suspicion on efficacy	19092
Programs not available	124292
Insufficient arable land	76489
Others	44436
Use of services	
Credit	135723
Advisory	87147
Supplier of Fertilizers	
Government	142348
Private organizations	17747
Traders	99060
Others	67313
Not applicable (stated)	-

West Harerge zone Table 4.4.9 Number of Holders by Type of Farm practice

Farm practice	Number of holders reporting
Source of water for irrigation	
River	30566
Lake	-
Pond	14248
Water pool	*
Others	*
Method of soil conservation	
Terracing	83925
Water catchments	47232
A forestation	*
Plowing along the contour	112747
Others	*
Crop rotation to improve soil fertility	130152
Reasons for not participating in extension package	
Ignorance of the advantages	53698
Shortage of money	110884
Suspicion on efficacy	17446
Programs not available	91077
Insufficient arable land	*
Others	*
Use of services	
Credit	7063
Advisory	22936
Supplier of Fertilizers	
Government	18371
Private organizations	*
Traders	2242
Others	*
Not applicable (stated)	*

East Harerge zone Table 4.4.10 Number of Holders by Type of Farm practice

Farm practice	Number of holders reporting
Source of water for irrigation	
River	41747
Lake	*
Pond	21290
Water pool	*
Others	8142
Method of soil conservation	
Terracing	176995
Water catchments	105882
A forestation	*
Plowing along the contour	48533
Others	*
Crop rotation to improve soil fertility	156105
Reasons for not participating in extension package	
Ignorance of the advantages	17300
Shortage of money	217302
Suspicion on efficacy	*
Programs not available	79476
Insufficient arable land	16518
Others	39533
Use of services	
Credit	37339
Advisory	41989
Supplier of Fertilizers	
Government	54323
Private organizations	*
Traders	61315
Others	*
Not applicable (stated)	-

Bale zone Table 4.4.11 Number of Holders by Type of Farm practice

Farm practice	Number of holders reporting
Source of water for irrigation	
River	5249
Lake	-
Pond	*
Water pool	-
Others	*
Method of soil conservation	
Terracing	*
Water catchments	*
A forestation	-
Plowing along the contour	123200
Others	25045
Crop rotation to improve soil fertility	195858
Reasons for not participating in extension package	
Ignorance of the advantages	29845
Shortage of money	66865
Suspicion on efficacy	6249
Programs not available	145837
Insufficient arable land	17916
Others	33289
Use of services	
Credit	19371
Advisory	53747
Supplier of Fertilizers	
Government	43546
Private organizations	1277
Traders	24552
Others	*
Not applicable (stated)	*

Borena zone Table 4.4.12 Number of Holders by Type of Farm practice

Farm practice	Number of holders reporting
Source of water for irrigation	
River	*
Lake	-
Pond	*
Water pool	-
Others	-
Method of soil conservation	
Terracing	*
Water catchments	800
A forestation	*
Plowing along the contour	17012
Others	1354
Crop rotation to improve soil fertility	35413
Reasons for not participating in extension package	
Ignorance of the advantages	43539
Shortage of money	7423
Suspicion on efficacy	*
Programs not available	73758
Insufficient arable land	6451
Others	6636
Use of services	
Credit	*
Advisory	3060
Supplier of Fertilizers	
Government	*
Private organizations	*
Traders	*
Others	*
Not applicable (stated)	-

South West Shewa zone Table 4.4.13 Number of Holders by Type of Farm practice

Farm practice	Number of holders reporting
Source of water for irrigation	
River	11355
Lake	*
Pond	*
Water pool	*
Others	*
Method of soil conservation	
Terracing	22658
Water catchments	3554
A forestation	*
Plowing along the contour	56555
Others	78791
Crop rotation to improve soil fertility	147103
Reasons for not participating in extension package	
Ignorance of the advantages	9260
Shortage of money	64340
Suspicion on efficacy	12390
Programs not available	35820
Insufficient arable land	24406
Others	8235
Use of services	
Credit	50142
Advisory	30148
Supplier of Fertilizers	
Government	90222
Private organizations	*
Traders	15247
Others	17505
Not applicable (stated)	-

Guji zone Table 4.4.14 Number of Holders by Type of Farm practice

Farm practice	Number of holders reporting
Source of water for Irrigation	
River	*
Lake	*
Pond	*
Water pool	-
Others	*
Method of soil conservation	
Terracing	*
Water catchments	*
A forestation	*
Plowing along the contour	52323
Others	2172
Crop rotation to improve soil fertility	90517
Reasons for not participating in extension package	
Ignorance of the advantages	55579
Shortage of money	28257
Suspicion on efficacy	*
Programs not available	80178
Insufficient arable land	4947
Others	*
Use of services	
Credit	4019
Advisory	*
Supplier of Fertilizers	
Government	5593
Private organizations	-
Traders	*
Others	-
Not applicable (stated)	*

Somali Region Table 4.5 Number of Holders by Type of Farm practice

Farm practice	Number of holders reporting
Source of water for Irrigation	
River	4186
Lake	308
Pond	-
Water pool	-
Others	*
Method of soil conservation	
Terracing	13204
Water catchments	11289
A forestation	*
Plowing along the contour	28694
Others	*
Crop rotation to improve soil fertility	52901
Reasons for not participating in extension package	
Ignorance of the advantages	4433
Shortage of money	1588
Suspicion on efficacy	-
Programs not available	97190
Insufficient arable land	*
Others	2954
Use of services	
Credit	*
Advisory	359
Supplier of Fertilizers	
Government	*
Private organizations	*
Traders	*
Others	-
Not applicable (stated)	*

Shinele zone Table 4.5.1 Number of Holders by Type of Farm practice

Farm practice	Number of holders reporting
Source of water for irrigation	
River	2413
Lake	26
Pond	-
Water pool	-
Others	-
Method of soil conservation	
Terracing	1557
Water catchments	503
A forestation	*
Plowing along the contour	269
Others	-
Crop rotation to improve soil fertility	245
Reasons for not participating in extension package	
Ignorance of the advantages	37
Shortage of money	45
Suspicion on efficacy	-
Programs not available	4312
Insufficient arable land	*
Others	1569
Use of services	
Credit	*
Advisory	163
Supplier of Fertilizers	
Government	*
Private organizations	-
Traders	*
Others	-
Not applicable (stated)	-

Jijiga zone Table 4.5.2 Number of Holders by Type of Farm practice

Farm practice	Number of holders reporting
Source of water for irrigation	
River	*
Lake	*
Pond	-
Water pool	-
Others	-
Method of soil conservation	
Terracing	9848
Water catchments	9381
A forestation	*
Plowing along the contour	27321
Others	*
Crop rotation to improve soil fertility	48446
Reasons for not participating in extension package	
Ignorance of the advantages	*
Shortage of money	1326
Suspicion on efficacy	-
Programs not available	72275
Insufficient arable land	-
Others	*
Use of services	
Credit	-
Advisory	*
Supplier of Fertilizers	
Government	-
Private organizations	*
Traders	*
Others	-
Not applicable (stated)	*

Liben zone Table 4.5.3 Number of Holders by Type of Farm practice

Farm practice	Number of holders reporting
Source of water for irrigation	
River	1146
Lake	*
Pond	-
Water pool	-
Others	*
Method of soil conservation	
Terracing	1798
Water catchments	1405
A forestation	-
Plowing along the contour	1104
Others	*
Crop rotation to improve soil fertility	4210
Reasons for not participating in extension package	
Ignorance of the advantages	3968
Shortage of money	*
Suspicion on efficacy	-
Programs not available	20602
Insufficient arable land	-
Others	*
Use of services	
Credit	*
Advisory	*
Supplier of Fertilizers	
Government	-
Private organizations	*
Traders	-
Others	-
Not applicable (stated)	*

Benishangul-Gumuz Region Table 4.6 Number of Holders by Type of Farm practice

Farm practice	Number of holders reporting
Source of water for irrigation	
River	4360
Lake	*
Pond	*
Water pool	*
Others	*
Method of soil conservation	
Terracing	2725
Water catchments	12697
A forestation	*
Plowing along the contour	43952
Others	3739
Crop rotation to improve soil fertility	66618
Reasons for not participating in extension package	
Ignorance of the advantages	26399
Shortage of money	57102
Suspicion on efficacy	5982
Programs not available	24395
Insufficient arable land	3880
Others	9303
Use of services	
Credit	4827
Advisory	16645
Supplier of Fertilizers	
Government	9354
Private organizations	*
Traders	3567
Others	-
Not applicable (stated)	*

Metekel zone Table 4. 6.1 Number of Holders by Type of Farm practice

Farm practice	Number of holders reporting
Source of water for irrigation	
River	*
Lake	-
Pond	-
Water pool	-
Others	*
Method of soil conservation	
Terracing	460
Water catchments	2251
A forestation	*
Plowing along the contour	26124
Others	1560
Crop rotation to improve soil fertility	29163
Reasons for not participating in extension package	
Ignorance of the advantages	10453
Shortage of money	14262
Suspicion on efficacy	1131
Programs not available	13612
Insufficient arable land	*
Others	3835
Use of services	
Credit	1518
Advisory	6539
Supplier of Fertilizers	
Government	5701
Private organizations	*
Traders	1575
Others	-
Not applicable (stated)	*

Asosa zone Table 4.6.2 Number of Holders by Type of Farm practice

Farm practice	Number of holders reporting
Source of water for irrigation	
River	2779
Lake	*
Pond	*
Water pool	*
Others	-
Method of soil conservation	
Terracing	*
Water catchments	10102
A forestation	*
Plowing along the contour	9843
Others	2108
Crop rotation to improve soil fertility	25777
Reasons for not participating in extension package	
Ignorance of the advantages	11502
Shortage of money	35811
Suspicion on efficacy	3647
Programs not available	7933
Insufficient arable land	993
Others	3307
Use of services	
Credit	1255
Advisory	6378
Supplier of Fertilizers	
Government	*
Private organizations	-
Traders	1783
Others	-
Not applicable (stated)	-

Kemeshi zone Table 4.6.3 Number of Holders by Type of Farm practice

Farm practice	Number of holders reporting
Source of water for irrigation	
River	*
Lake	*
Pond	-
Water pool	-
Others	*
Method of soil conservation	
Terracing	*
Water catchments	344
A forestation	-
Plowing along the contour	7986
Others	*
Crop rotation to improve soil fertility	11679
Reasons for not participating in extension package	
Ignorance of the advantages	4444
Shortage of money	7029
Suspicion on efficacy	1204
Programs not available	2850
Insufficient arable land	772
Others	2161
Use of services	
Credit	2054
Advisory	3728
Supplier of Fertilizers	
Government	2076
Private organizations	-
Traders	*
Others	-
Not applicable (stated)	-

S.N.N.P Region Table 4.7 Number of Holders by Type of Farm practice

Farm practice	Number of holders reporting
Source of water for irrigation	
River	41041
Lake	6050
Pond	2213
Water pool	*
Others	1529
Method of soil conservation	
Terracing	210912
Water catchments	88067
A forestation	25207
Plowing along the contour	831114
Others	111712
Crop rotation to improve soil fertility	1429116
Reasons for not participating in extension package	
Ignorance of the advantages	418313
Shortage of money	758533
Suspicion on efficacy	161600
Programs not available	527470
Insufficient arable land	390131
Others	193617
Use of services	
Credit	123242
Advisory	241175
Supplier of Fertilizers	
Government	165584
Private organizations	29604
Traders	493064
Others	33192
Not applicable (stated)	1022

Garage zone Table 4.7.1 Number of Holders by Type of Farm practice

Farm practice	Number of holders reporting
Source of water for irrigation	
River	*
Lake	*
Pond	-
Water pool	-
Others	-
Method of soil conservation	
Terracing	28904
Water catchments	19437
A forestation	*
Plowing along the contour	86133
Others	7751
Crop rotation to improve soil fertility	171382
Reasons for not participating in extension package	
Ignorance of the advantages	41260
Shortage of money	87081
Suspicion on efficacy	24433
Programs not available	24731
Insufficient arable land	47503
Others	21442
Use of services	
Credit	28539
Advisory	30426
Supplier of Fertilizers	
Government	55128
Private organizations	10035
Traders	36050
Others	*
Not applicable (stated)	-

Hadiya zone Table 4.7.2 Number of Holders by Type of Farm practice

Farm practice	Number of holders reporting
Source of water for irrigation	
River	*
Lake	-
Pond	*
Water pool	-
Others	-
Method of soil conservation	
Terracing	11525
Water catchments	*
A forestation	*
Plowing along the contour	143173
Others	*
Crop rotation to improve soil fertility	172196
Reasons for not participating in extension package	
Ignorance of the advantages	15748
Shortage of money	56270
Suspicion on efficacy	21855
Programs not available	54974
Insufficient arable land	18664
Others	14296
Use of services	
Credit	14433
Advisory	16781
Supplier of Fertilizers	
Government	15240
Private organizations	*
Traders	131103
Others	*
Not applicable (stated)	-

Kembata Tembaro Table 4.7.3 Number of Holders by Type of Farm practice

Farm practice	Number of holders
Source of water for irrigation	
River	-
Lake	*
Pond	-
Water pool	*
Others	-
Method of soil conservation	
Terracing	14299
Water catchments	2042
A forestation	*
Plowing along the contour	72544
Others	*
Crop rotation to improve soil fertility	101812
Reasons for not participating in extension package	
Ignorance of the advantages	14468
Shortage of money	43852
Suspicion on efficacy	1462
Programs not available	23827
Insufficient arable land	20701
Others	18616
Use of services	
Credit	3740
Advisory	10408
Supplier of Fertilizers	
Government	*
Private organizations	2022
Traders	68411
Others	*
Not applicable (stated)	*

Sidama zone Table 4.4.4 Number of Holders by Type of Farm practice

Farm practice	Number of holders reporting
Source of water for irrigation	
River	*
Lake	2381
Pond	*
Water pool	-
Others	-
Method of soil conservation	
Terracing	26683
Water catchments	*
A forestation	8253
Plowing along the contour	72591
Others	*
Crop rotation to improve soil fertility	164643
Reasons for not participating in extension package	
Ignorance of the advantages	108182
Shortage of money	104799
Suspicion on efficacy	11273
Programs not available	157391
Insufficient arable land	105563
Others	20478
Use of services	
Credit	25977
Advisory	27253
Supplier of Fertilizers	
Government	28928
Private organizations	*
Traders	89917
Others	11755
Not applicable (stated)	-

Gedio zone Table 4.7.5 Number of Holders by Type of Farm practice

Farm practice	Number of holders reporting
Source of water for irrigation	
River	*
Lake	651
Pond	-
Water pool	-
Others	-
Method of soil conservation	
Terracing	*
Water catchments	1029
A forestation	2439
Plowing along the contour	4558
Others	5520
Crop rotation to improve soil fertility	27632
Reasons for not participating in extension package	
Ignorance of the advantages	30047
Shortage of money	12227
Suspicion on efficacy	*
Programs not available	30912
Insufficient arable land	50892
Others	8975
Use of services	
Credit	*
Advisory	4131
Supplier of Fertilizers	
Government	*
Private organizations	*
Traders	*
Others	*
Not applicable (stated)	-

Wolayita zone Table 4.7.6 Number of Holders by Type of Farm practice

Farm practice	Number of holders reporting
Source of water for irrigation	
River	*
Lake	1126
Pond	-
Water pool	-
Others	*
Method of soil conservation	
Terracing	36912
Water catchments	12496
A forestation	*
Plowing along the contour	109702
Others	13490
Crop rotation to improve soil fertility	194893
Reasons for not participating in extension package	
Ignorance of the advantages	26207
Shortage of money	115348
Suspicion on efficacy	13169
Programs not available	30279
Insufficient arable land	66235
Others	18285
Use of services	
Credit	7388
Advisory	41928
Supplier of Fertilizers	
Government	18384
Private organizations	3080
Traders	104701
Others	-
Not applicable (stated)	*

South Omo zone Table 4.7.7 Number of Holders by Type of Farm practice

Farm practice	Number of holders reporting
Source of water for irrigation	
River	*
Lake	*
Pond	-
Water pool	-
Others	*
Method of soil conservation	
Terracing	*
Water catchments	612
A forestation	*
Plowing along the contour	16552
Others	*
Crop rotation to improve soil fertility	18044
Reasons for not participating in extension package	
Ignorance of the advantages	16980
Shortage of money	17486
Suspicion on efficacy	5275
Programs not available	25073
Insufficient arable land	3746
Others	13375
Use of services	
Credit	*
Advisory	491
Supplier of Fertilizers	
Government	-
Private organizations	-
Traders	-
Others	-
Not applicable (stated)	-

Shaka zone Table 4.7.8 Number of Holders by Type of Farm practice

Farm practice	Number of holders reporting
Source of water for irrigation	
River	*
Lake	*
Pond	-
Water pool	-
Others	-
Method of soil conservation	
Terracing	*
Water catchments	*
A forestation	*
Plowing along the contour	9625
Others	328
Crop rotation to improve soil fertility	16628
Reasons for not participating in extension package	
Ignorance of the advantages	4632
Shortage of money	6397
Suspicion on efficacy	3978
Programs not available	6475
Insufficient arable land	5327
Others	4191
Use of services	
Credit	554
Advisory	1651
Supplier of Fertilizers	
Government	-
Private organizations	-
Traders	-
Others	-
Not applicable (stated)	*

Kaffa zone Table 4.7.9 Number of Holders by Type of Farm practice

Farm practice	Number of holders reporting
Source of water for irrigation	
River	*
Lake	-
Pond	-
Water pool	-
Others	-
Method of soil conservation	
Terracing	*
Water catchments	*
A forestation	*
Plowing along the contour	62216
Others	*
Crop rotation to improve soil fertility	103224
Reasons for not participating in extension package	
Ignorance of the advantages	22323
Shortage of money	48589
Suspicion on efficacy	14927
Programs not available	19608
Insufficient arable land	17161
Others	24378
Use of services	
Credit	6442
Advisory	22860
Supplier of Fertilizers	
Government	*
Private organizations	-
Traders	*
Others	-
Not applicable (stated)	-

Gamo Gofa zone Table 4.7.10 Number of Holders by Type of Farm practice

Farm practice	Number of holders
Source of water for irrigation	
River	27238
Lake	*
Pond	*
Water pool	-
Others	-
Method of soil conservation	
Terracing	24988
Water catchments	*
A forestation	*
Plowing along the contour	34813
Others	25126
Crop rotation to improve soil fertility	134731
Reasons for not participating in extension package	
Ignorance of the advantages	60286
Shortage of money	63246
Suspicion on efficacy	25545
Programs not available	79795
Insufficient arable land	10208
Others	18794
Use of services	
Credit	*
Advisory	34493
Supplier of Fertilizers	
Government	-
Private organizations	*
Traders	*
Others	-
Not applicable (stated)	-

Bench-Maji zone Table 4.7.11 Number of Holders by Type of Farm practice

Farm practice	Number of holders reporting
Source of water for irrigation	
River	-
Lake	*
Pond	-
Water pool	-
Others	-
Method of soil conservation	
Terracing	*
Water catchments	949
A forestation	*
Plowing along the contour	61021
Others	-
Crop rotation to improve soil fertility	44094
Reasons for not participating in extension package	
Ignorance of the advantages	21001
Shortage of money	51363
Suspicion on efficacy	10242
Programs not available	2969
Insufficient arable land	10958
Others	11075
Use of services	
Credit	1599
Advisory	7542
Supplier of Fertilizers	
Government	767
Private organizations	*
Traders	-
Others	-
Not applicable (stated)	-

Yem Special Wereda Table 4.7.12 Number of Holders by Type of Farm practice

Farm practice	Number of holders reporting
Source of water for irrigation	
River	258
Lake	-
Pond	-
Water pool	*
Others	-
Method of soil conservation	
Terracing	781
Water catchments	*
A forestation	*
Plowing along the contour	4550
Others	6297
Crop rotation to improve soil fertility	13371
Reasons for not participating in extension package	
Ignorance of the advantages	621
Shortage of money	6841
Suspicion on efficacy	308
Programs not available	*
Insufficient arable land	2356
Others	910
Use of services	
Credit	4444
Advisory	4957
Supplier of Fertilizers	
Government	4245
Private organizations	964
Traders	1660
Others	140
Not applicable (stated)	-

Amaro Special Wereda Table 4.7.13 Number of Holders by Type of Farm practice

Farm practice	Number of holders reporting
Source of water for irrigation	
River	7165
Lake	-
Pond	-
Water pool	*
Others	-
Method of soil conservation	
Terracing	4038
Water catchments	1453
A forestation	191
Plowing along the contour	8202
Others	3604
Crop rotation to improve soil fertility	19032
Reasons for not participating in extension package	
Ignorance of the advantages	4768
Shortage of money	6481
Suspicion on efficacy	*
Programs not available	8948
Insufficient arable land	2757
Others	1140
Use of services	
Credit	*
Advisory	826
Supplier of Fertilizers	
Government	498
Private organizations	*
Traders	-
Others	*
Not applicable (stated)	-

Burji Special wereda Table 4.7.14 Number of Holders by Type of Farm practice

Farm practice	Number of holders reporting
Source of water for irrigation	
River	212
Lake	*
Pond	*
Water pool	-
Others	*
Method of soil conservation	
Terracing	231
Water catchments	233
A forestation	-
Plowing along the contour	2834
Others	2776
Crop rotation to improve soil fertility	5237
Reasons for not participating in extension package	
Ignorance of the advantages	958
Shortage of money	2987
Suspicion on efficacy	188
Programs not available	3131
Insufficient arable land	282
Others	648
Use of services	
Credit	*
Advisory	94
Supplier of Fertilizers	
Government	160
Private organizations	*
Traders	-
Others	*
Not applicable (stated)	-

Konso Special Wereda Table 4.7.15 Number of Holders by Type of Farm practice

Farm practice	Number of holders reporting
Source of water for irrigation	
River	*
Lake	*
Pond	-
Water pool	-
Others	*
Method of soil conservation	
Terracing	19184
Water catchments	4893
A forestation	*
Plowing along the contour	*
Others	4666
Crop rotation to improve soil fertility	13730
Reasons for not participating in extension package	
Ignorance of the advantages	5631
Shortage of money	17661
Suspicion on efficacy	1473
Programs not available	8484
Insufficient arable land	523
Others	1038
Use of services	
Credit	*
Advisory	*
Supplier of Fertilizers	
Government	-
Private organizations	-
Traders	-
Others	-
Not applicable (stated)	-

Derashe Special Wereda Table 4.7.16 Number of Holders by Type of Farm practice

Farm practice	Number of holders reporting
Source of water for irrigation	
River	*
Lake	*
Pond	-
Water pool	-
Others	*
Method of soil conservation	
Terracing	4231
Water catchments	5156
A forestation	-
Plowing along the contour	8543
Others	*
Crop rotation to improve soil fertility	15258
Reasons for not participating in extension package	
Ignorance of the advantages	8223
Shortage of money	3416
Suspicion on efficacy	*
Programs not available	8017
Insufficient arable land	*
Others	*
Use of services	
Credit	*
Advisory	812
Supplier of Fertilizers	
Government	*
Private organizations	-
Traders	-
Others	-
Not applicable (stated)	*

Duwaro zone Table 4.7.17 Number of Holders by Type of Farm practice

Farm practice	Number of holders reporting
Source of water for irrigation	
River	-
Lake	*
Pond	-
Water pool	-
Others	*
Method of soil conservation	
Terracing	*
Water catchments	1451
A forestation	*
Plowing along the contour	35425
Others	8183
Crop rotation to improve soil fertility	49843
Reasons for not participating in extension package	
Ignorance of the advantages	12338
Shortage of money	27302
Suspicion on efficacy	9311
Programs not available	9225
Insufficient arable land	16392
Others	2225
Use of services	
Credit	492
Advisory	2848
Supplier of Fertilizers	
Government	*
Private organizations	-
Traders	-
Others	-
Not applicable (stated)	*

Basketo Special Wereda Table 4.7.18 Number of Holders by Type of Farm practice

Farm practice	Number of holders reporting
Source of water for irrigation	
River	-
Lake	*
Pond	-
Water pool	-
Others	-
Method of soil conservation	
Terracing	-
Water catchments	*
A forestation	109
Plowing along the contour	2302
Others	741
Crop rotation to improve soil fertility	6702
Reasons for not participating in extension package	
Ignorance of the advantages	1034
Shortage of money	5505
Suspicion on efficacy	549
Programs not available	-
Insufficient arable land	785
Others	890
Use of services	
Credit	495
Advisory	1283
Supplier of Fertilizers	
Government	824
Private organizations	*
Traders	*
Others	-
Not applicable (stated)	-

Konta Special Wereda Table 4.7.19 Number of Holders by Type of Farm practice

Farm practice	Number of holders reporting
Source of water for irrigation	
River	-
Lake	*
Pond	-
Water pool	-
Others	-
Method of soil conservation	
Terracing	-
Water catchments	*
A forestation	*
Plowing along the contour	13250
Others	*
Crop rotation to improve soil fertility	13518
Reasons for not participating in extension package	
Ignorance of the advantages	2872
Shortage of money	6426
Suspicion on efficacy	1084
Programs not available	2375
Insufficient arable land	2462
Others	767
Use of services	
Credit	*
Advisory	2486
Supplier of Fertilizers	
Government	-
Private organizations	-
Traders	-
Others	-
Not applicable (stated)	-

Silte zone Table 4.7.20 Number of Holders by Type of Farm practice

Farm practice	Number of holders reporting
Source of water for irrigation	
River	*
Lake	*
Pond	*
Water pool	-
Others	-
Method of soil conservation	
Terracing	29702
Water catchments	14820
A forestation	*
Plowing along the contour	62995
Others	*
Crop rotation to improve soil fertility	113398
Reasons for not participating in extension package	
Ignorance of the advantages	16732
Shortage of money	57983
Suspicion on efficacy	8789
Programs not available	23586
Insufficient arable land	5991
Others	9656
Use of services	
Credit	22544
Advisory	26179
Supplier of Fertilizers	
Government	33900
Private organizations	*
Traders	46176
Others	*
Not applicable (stated)	*

Alaba Special Wereda Table 4.7.21 Number of Holders by Type of Farm practice

Farm practice	Number of holders reporting
Source of water for irrigation	
River	-
Lake	-
Pond	*
Water pool	-
Others	*
Method of soil conservation	
Terracing	5498
Water catchments	*
A forestation	190
Plowing along the contour	17159
Others	*
Crop rotation to improve soil fertility	29749
Reasons for not participating in extension package	
Ignorance of the advantages	4000
Shortage of money	17272
Suspicion on efficacy	*
Programs not available	7623
Insufficient arable land	1121
Others	*
Use of services	
Credit	1513
Advisory	2298
Supplier of Fertilizers	
Government	*
Private organizations	*
Traders	11937
Others	-
Not applicable (stated)	-

Gambella Region Table 4.8 Number of Holders by Type of Farm practice

Farm practice	Number of holders reporting
Source of water for irrigation	
River	-
Lake	*
Pond	-
Water pool	-
Others	-
Method of soil conservation	
Terracing	*
Water catchments	408
A forestation	*
Plowing along the contour	*
Others	*
Crop rotation to improve soil fertility	2994
Reasons for not participating in extension package	
Ignorance of the advantages	6637
Shortage of money	4474
Suspicion on efficacy	*
Programs not available	18700
Insufficient arable land	1684
Others	2749
Use of services	
Credit	969
Advisory	916
Supplier of Fertilizers	
Government	*
Private organizations	-
Traders	-
Others	-
Not applicable (stated)	-

Zone 1 zone Table 4.8.1 Number of Holders by Type of Farm practice

Farm practice	Number of holders reporting
Source of water for irrigation	
River	-
Lake	-
Pond	-
Water pool	-
Others	-
Method of soil conservation	
Terracing	-
Water catchments	*
A forestation	-
Plowing along the contour	-
Others	*
Crop rotation to improve soil fertility	*
Reasons for not participating in extension package	
Ignorance of the advantages	3133
Shortage of money	2056
Suspicion on efficacy	*
Programs not available	10603
Insufficient arable land	*
Others	*
Use of services	
Credit	*
Advisory	*
Supplier of Fertilizers	
Government	-
Private organizations	-
Traders	-
Others	-
Not applicable (stated)	-

Zone 2 zone Table 4.8.2 Number of Holders by Type of Farm practice

Farm practice	Number of holders reporting
Source of water for irrigation	
River	-
Lake	*
Pond	-
Water pool	-
Others	-
Method of soil conservation	
Terracing	*
Water catchments	248
A forestation	*
Plowing along the contour	*
Others	*
Crop rotation to improve soil fertility	2590
Reasons for not participating in extension package	
Ignorance of the advantages	3504
Shortage of money	2418
Suspicion on efficacy	*
Programs not available	8096
Insufficient arable land	762
Others	2461
Use of services	
Credit	557
Advisory	807
Supplier of Fertilizers	
Government	*
Private organizations	-
Traders	-
Others	-
Not applicable (stated)	-

Harari Region Table 4.9 Number of Holders by Type of Farm practice

Farm practice	Number of holders reporting
Source of water for irrigation	
River	1275
Lake	*
Pond	172
Water pool	*
Others	*
Method of soil conservation	
Terracing	4171
Water catchments	5857
A forestation	*
Plowing along the contour	1835
Others	*
Crop rotation to improve soil fertility	2441
Reasons for not participating in extension package	
Ignorance of the advantages	1343
Shortage of money	4033
Suspicion on efficacy	999
Programs not available	4788
Insufficient arable land	1527
Others	1811
Use of services	
Credit	200
Advisory	872
Supplier of Fertilizers	
Government	1545
Private organizations	272
Traders	5998
Others	*
Not applicable (stated)	-

Addis Ababa City Administration Table 4.10 Number of Holders by Type of Farm practice

Farm practice	Number of holders reporting
Source of water for irrigation	
River	313
Lake	*
Pond	*
Water pool	-
Others	285
Method of soil conservation	
Terracing	688
Water catchments	*
A forestation	254
Plowing along the contour	3952
Others	8685
Crop rotation to improve soil fertility	13807
Reasons for not participating in extension package	
Ignorance of the advantages	2301
Shortage of money	2498
Suspicion on efficacy	887
Programs not available	3751
Insufficient arable land	3185
Others	3920
Use of services	
Credit	4757
Advisory	1043
Supplier of Fertilizers	
Government	4303
Private organizations	1449
Traders	3116
Others	3006
Not applicable (stated)	-

Zone 3 zone Table 4.10.1 Number of Holders by Type of Farm practice

Farm practice	Number of holders reporting
Source of water for irrigation	
River	224
Lake	-
Pond	*
Water pool	-
Others	*
Method of soil conservation	
Terracing	500
Water catchments	*
A forestation	222
Plowing along the contour	2106
Others	6052
Crop rotation to improve soil fertility	8959
Reasons for not participating in extension package	
Ignorance of the advantages	1366
Shortage of money	1855
Suspicion on efficacy	455
Programs not available	2801
Insufficient arable land	1986
Others	2324
Use of services	
Credit	2943
Advisory	768
Supplier of Fertilizers	
Government	2725
Private organizations	818
Traders	1441
Others	2536
Not applicable (stated)	-

Zone 6 zone Table 4.10.2 Number of Holders by Type of Farm practice

Farm practice	Number of holders reporting
Source of water for irrigation	
River	*
Lake	*
Pond	-
Water pool	-
Others	*
Method of soil conservation	
Terracing	*
Water catchments	*
A forestation	*
Plowing along the contour	1846
Others	2633
Crop rotation to improve soil fertility	4848
Reasons for not participating in extension package	
Ignorance of the advantages	935
Shortage of money	643
Suspicion on efficacy	432
Programs not available	951
Insufficient arable land	1199
Others	1596
Use of services	
Credit	1814
Advisory	275
Supplier of Fertilizers	
Government	1578
Private organizations	*
Traders	1675
Others	470
Not applicable (stated)	-

Dire Dawa City Administrative Council Table 4. 11 Number of Holders by

Type of Farm practice	
Farm practice	Number of holders reporting
Source of water for irrigation	
River	3138
Lake	*
Pond	1065
Water pool	*
Others	1307
Method of soil conservation	
Terracing	12078
Water catchments	1349
A forestation	*
Plowing along the contour	*
Others	-
Crop rotation to improve soil fertility	1516
Reasons for not participating in extension package	
Ignorance of the advantages	1452
Shortage of money	5443
Suspicion on efficacy	700
Programs not available	6018
Insufficient arable land	520
Others	1915
Use of services	
Credit	1021
Advisory	1836
Supplier of Fertilizers	
Government	126
Private organizations	*
Traders	725
Others	-
Not applicable (stated)	-

APPENDIX I

**NUMBER OF PLANNED AND ACTUALLY COVERED
SAMPLING UNITS (EAs AND HOUSEHOLDS)**

Appendix I. Number of Planned and Actually Covered Sampling Units(EAs & Households)
of the 2003/4 (1996 E.C.) annual agricultural sample survey (Meher Season).

Region	Stratum	Enumeration Areas		Households	
	Zone/Sp.wereda	Planned	Covered	Planned	Covered
Tigray	North Western Tigray	32	32	800	800
	Central Tigray	36	36	900	900
	Eastern Tigray	32	32	800	800
	Southern Tigray	36	35	900	875
	Western Tigray	28	27	700	675
	Region Total	164	162	4100	4050
Afar	Zone One	28	28	700	683
	Zone Three	28	28	700	697
	Region Total	56	56	1400	1380
Amhara	North Gondar	40	40	1000	1000
	South Gondar	40	39	1000	975
	North Wello	40	40	1000	1000
	South Wello	48	48	1200	1199
	North Shewa	40	40	1000	1000
	East Gojam	44	44	1100	1100
	West Gojam	44	44	1100	1100
	Wag Hemira	32	32	800	775
	Awi	36	36	900	899
	Oromia	32	32	800	800
	Region Total	396	395	9900	9848
Oromia	West Wellega	40	40	1000	1000
	East Wellega	36	36	900	899
	Illubabor	36	36	900	899
	Jimma	44	44	1100	1100
	West Shewa	36	36	900	900
	North Shewa	36	36	900	900
	East Shewa	40	40	1000	1000
	Arsi	44	44	1100	1100
	West Harerghe	36	36	900	900
	East Harerghe	44	44	1100	1098
	Bale	36	36	900	897
	Borena	36	36	900	899
	South West Shewa	36	36	900	900
	Guji	36	36	900	895
	Region Total	536	536	13400	13387

Appendix I. Number of Planned and Actually Covered Sampling Units(EAs & Households) of the 2003/4 (1996 E.C.) annual agricultural Sample Survey (Meher Season).

Region	Stratum	Enumeration Areas		Households	
	Zone/Sp.wereda	Planned	Covered	Planned	Covered
Somali	Shinile	24	24	600	598
	Jijiga	32	32	800	800
	Liben	28	28	700	693
	Region Total	84	84	2100	2091
Benishangul-Gumuz	Metekel	28	28	700	689
	Asosa	28	28	700	700
	Kemashi	28	28	700	694
	Region Total	84	84	2100	2083
SNNP	Guraghe	36	36	900	900
	Hadiya	32	32	800	800
	Kembata Tambaro	32	32	800	800
	Sidama	44	44	1100	1100
	Gedeo	32	32	800	799
	Wolayita	36	36	900	900
	South Omo	32	32	800	800
	Shaka	28	28	700	700
	Keffa	32	32	800	799
	Gamo Gofa	36	36	900	899
	Benchi Maji	32	32	800	796
	Yem Specia Wereda	24	24	600	600
	Amaro Special W.	24	24	600	600
	Burji Special Wereda	24	24	600	599
	Konso Special Wereda.	24	24	600	598
	Derashe Special Wereda.	24	24	600	600
	Dawro	32	32	800	800
	Basketo Special Wereda.	24	24	600	600
	Konta Special Wereda.	24	23	600	575
	Siltie	28	28	700	699
	Alaba Special Wereda.	24	24	600	600
	Region Total	624	623	15600	15564
Gambella	Zone One	28	16	700	399
	Zone Two	28	28	700	700
	Region Total	56	44	1400	1099
Harari	Harari	24	24	600	598
Addis Ababa	Addis Ababa	24	24	600	600
Dire Dawa	Dire Dawa	24	24	600	600
Country Total		2072	2056	51800	51300

APPENDIX II

ESTIMATION PROCEDURES OF TOTALS, RATIOS AND SAMPLING ERRORS

APPENDIX II Estimation Procedures of Totals, Ratios and Sampling Errors

The following formulas were used to estimate total area of land under specific crop, total holders and ratios in a stratum.

1. For estimating Total Area of Land under Specific Crop:

$$\hat{A}_h = \sum_{i=1}^{n_h} W_{hi} \sum_{j=1}^{h_{hi}} a_{hij} = \sum_{i=1}^{n_h} W_{hi} a_{hi}$$

in which, $W_{hi} = \frac{M_h H_{hi}}{n_h m_{hi} h_{hi}}$ is the basic weight.

Where:

- h represents the stratum
- n_h is the total number of sample EAs successfully covered in the h^{th} stratum.
- M_h is the measure of size of the h^{th} stratum as obtained from the sampling frame.
- m_{hi} is the measure of size of the i^{th} sample EA in the h^{th} stratum obtained from the sampling frame.
- H_{hi} is the total number of agricultural households of the i^{th} sample EA in the h^{th} stratum.
- h_{hi} is the number of sample agricultural households successfully covered in the i^{th} sample EA in the h^{th} stratum.
- a_{hij} is the value of area for agricultural households j , in the i^{th} EA in the h^{th} stratum under a specific crop.
- a_{hi} is the sample total area under specific crop for EA i in stratum h .
- \hat{A}_h estimate of total area under specific crop in stratum h .

2. For estimating Total number of Holders:

$$\hat{Y}_h = \sum_{i=1}^{n_h} W_{hi} y_{hi}$$

Where:

- y_{hi} is the sample total number of holders of i^{th} EA in the h^{th} stratum.

\hat{Y}_h is estimate of total number of holders for the h^{th} stratum.

W_{hi} is as defined above.

3. For estimating quantity of fertilizer in stratum h:

$$\hat{Q}_h = \sum_{i=1}^{n_h} W_{hi} q_{hi}$$

where,

\hat{Q}_h is estimate of total quantity of a specific fertilizer applied for a specific crop land in the h^{th} stratum.

q_{hi} is the sample total of a specific fertilizer applied for a specific crop land in the i^{th} EA in the h^{th} stratum.

W_{hi} is as defined above.

4. For estimating Ratios in stratum h:

$$\hat{R}_h = \frac{\hat{Z}_h}{\hat{X}_h},$$

Where the numerator and denominator are estimates of domain totals for characteristic z and x, respectively.

5. Sampling Variance of Estimates:

Sampling variance for the estimate of stratum total of area for a specific crop and holders, and ratios are estimated by the following formulas.

$$Var(\hat{A}_h) = (1 - f_h) \frac{n_h}{n_h - 1} \sum_{i=1}^{n_h} \left(\hat{A}_{hi} - \frac{\hat{A}_h}{n_h} \right)^2 + f_h \sum_{i=1}^{n_h} (1 - f_{hi}) \left(\frac{h_{hi}}{h_{hi} - 1} \right) \sum_{j=1}^{h_{hi}} \left(\hat{A}_{hij} - \frac{\hat{A}_{hi}}{h_{hi}} \right)^2$$

$$Var(\hat{Y}_h) = (1 - f_h) \frac{n_h}{n_h - 1} \sum_{i=1}^{n_h} \left(\hat{Y}_{hi} - \frac{\hat{Y}_h}{n_h} \right)^2 + f_h \sum_{i=1}^{n_h} (1 - f_{hi}) \left(\frac{h_{hi}}{h_{hi} - 1} \right) \sum_{j=1}^{h_{hi}} \left(\hat{Y}_{hij} - \frac{\hat{Y}_{hi}}{h_{hi}} \right)^2$$

$$Var(\hat{Q}_h) = (1-f_h) \frac{n_h}{n_h-1} \sum_{i=1}^{n_h} \left(\hat{Q}_{hi} - \frac{\hat{Q}_h}{n_h} \right)^2 + f_h \sum_{i=1}^{n_h} (1-f_{hi}) \left(\frac{h_{hi}}{h_{hi}-1} \right) \sum_{j=1}^{n_{hi}} \left(\hat{Q}_{hij} - \frac{\hat{Q}_{hi}}{h_{hi}} \right)^2$$

$$Var(\hat{R}_h) = \frac{1}{\hat{X}_h^2} \left[Var(\hat{Z}_h) + \hat{R}_h^2 Var(\hat{X}_h) - 2\hat{R}_h Cov(\hat{Z}_h, \hat{X}_h) \right]$$

Where,

$$Cov(\hat{Z}_h, \hat{X}_h) = (1-f_h) \frac{n_h}{n_h-1} \sum_{i=1}^{n_h} \left(\hat{Z}_{hi} - \frac{\hat{Z}_h}{n_h} \right) \left(\hat{X}_{hi} - \frac{\hat{X}_h}{n_h} \right) + f_h \sum_{i=1}^{n_h} (1-f_{hi}) \left(\frac{h_{hi}}{h_{hi}-1} \right) \sum_{j=1}^{n_{hi}} \left(\hat{Z}_{hij} - \frac{\hat{Z}_{hi}}{h_{hi}} \right) \left(\hat{X}_{hij} - \frac{\hat{X}_{hi}}{h_{hi}} \right)$$

f_h = average first stage probability of selection of EAs within stratum h .

$f_{hi} = \frac{h_{hi}}{H_{hi}}$ = average second stage probability of selection within the i^{th} sample EA in stratum h .

$\hat{A}_{hi}, \hat{Y}_{hi}, \hat{Q}_{hi}, \hat{Z}_{hi}, \hat{X}_{hi}$ are weighted total area, holder, quantity of fertilizer, characteristics z and x , respectively, in the i^{th} EA and h^{th} stratum.

$\hat{A}_{hij}, \hat{Y}_{hij}, \hat{Q}_{hij}, \hat{Z}_{hij}, \hat{X}_{hij}$ are weighted value of area, holder, quantity of fertilizer, characteristics z and x , respectively, from j^{th} agricultural household in the i^{th} EA and h^{th} stratum.

Since all strata are independent, the total variance at regional and country level is computed by aggregating the result obtained at Zone/Special Wereda level, i.e.

$$Var(\hat{A}) = \sum_h^L Var(\hat{A}_h), Var(\hat{Y}) = \sum_h^L Var(\hat{Y}_h), Var(\hat{R}) = \sum_{i=1}^L Var(\hat{R}_h)$$

Where, L is the number of strata (Zone/Special Wereda).

In estimating the sampling variance by the above formula, selection of EAs within a stratum is assumed to be with replacement. By so doing the variance estimate may be slightly over estimated but it greatly simplifies the estimation procedure.

6. Coefficient of Variation (CV) of Estimates:

Coefficient of Variation (CV) in percentage of estimate of stratum total of area and holder production for a specific crop are given by:

$$CV(\hat{A}_h) = \frac{\sqrt{Var(\hat{A}_h)}}{\hat{A}_h} * 100, CV(\hat{Y}_h) = \frac{\sqrt{Var(\hat{Y}_h)}}{\hat{Y}_h} * 100, CV(\hat{R}_h) = \frac{\sqrt{Var(\hat{R}_h)}}{\hat{R}_h} * 100$$

7. Ninety-five percent confidence interval (CI) of stratum total of area:

$$\hat{A}_h \pm 1.96 * SE(\hat{A}_h) \quad ,$$

Where $SE(\hat{A}_h) = \sqrt{Var(\hat{A}_h)}$ is standard error of the estimate of the stratum total of area.

Estimates of standard error and confidence interval for the other estimates can also be calculated by adopting the above formulas.

APPENDIX III

ESTIMATES OF STANDARD ERRORS WITH THE CORRESPONDING COEFFICIENT OF VARIATION



Annex III

Table 1 Estimates of Number of Holders, Inputs applied Area and Quantity of Inputs used and their Standard Errors & Coefficients of Variations for Temporary and Permanent Crops (For Ethiopia)

Crop	All crop land area			All fertilizer						Natural					
	Area (Ha)			Area (Ha)			Quantity (Qt)			Holder			Area (Ha)		
	Estimate	S.E	C.V	Estimate	S.E	C.V	Estimate	S.E	C.V	Estimate	S.E	C.V	Estimate	S.E	C.V
All	9654159	119498	1.24	3882506	90868	2.34	2581775	107073	4.15	6694022	73812	1.1	1371945	31384	2.29
Cereals	6998977	99788	1.43	3140948	84379	2.69	2311459	99717	4.31	4193814	71624	1.71	804716	24131	3
Teff	1989068	60120	3.02	996852	48535	4.87	763471	58090	7.61	458085	26686	5.83	84389	6056	7.18
Barley	920127	43715	4.75	376461	25990	6.9	210923	22248	10.55	964969	41670	4.32	130626	9868	7.55
Wheat	1098907	49804	4.53	663668	41473	6.25	634545	49049	7.73	588926	29910	5.08	74276	5671	7.64
Maize	1367115	38938	2.85	737327	28674	3.89	577253	38201	6.62	3031549	69251	2.28	320504	10709	3.34
Sorghum	1283654	47217	3.68	216090	14391	6.66	52530	10466	19.92	850936	36222	4.26	173773	12278	7.07
Finger millet	304758	18477	6.06	141523	13451	9.5	70151	8286	11.81	116592	11333	9.72	18859	2632	13.96
Oats/ 'Aja'	30048	4772	15.88	8172	2339	28.61	1955	607	31.05	37801	5461	14.45	2151	469	21.79
Rice	5300	2732	51.54	855	253	29.55	631	230	36.43	3835	1165	30.39	139	70	50.44
Pulse	1099535	31549	2.87	203172	10231	5.04	82675	7529	9.11	1577798	46681	2.96	121188	6662	5.5
Horse/Faba beans	381988	14964	3.92	103295	6478	6.27	34120	4508	13.21	867699	37919	4.37	70343	4951	7.04
Field peas	211564	10933	5.17	42989	4411	10.26	17767	2733	15.38	215994	15050	6.97	19586	2046	10.44
Haricot beans	183752	13641	7.42	37959	3588	9.45	24423	4514	18.48	562743	26075	4.63	20663	1937	9.37
Chick peas	154281	12151	7.88	6032	801	13.27	1382	468	33.88	42303	5641	13.33	4356	637	14.62
Lentiles	52062	4854	9.32	4583	618	13.47	1170	295	25.19	37148	4306	11.59	1994	338	16.95
Vetch/Grass peas	82713	8407	10.16	2447	661	27.01	170	82	48.31	17085	3675	21.51	1789	564	31.53
Soya beans	1027	314	30.55	139	88	63.32	18	14	79.18	1720	731	42.51	127	87	69.09
Fenugreek	17133	1886	11.01	4426	885	19.99	1596	343	21.51	125694	13172	10.48	1949	243	12.45
Gibto	15016	3298	21.96	1302	398	30.57	2030	877	43.2	5882	1428	24.28	381	142	37.29
Oile seeds	570783	26412	4.63	55663	5267	9.46	47003	7522	16	466280	26418	5.67	29695	2818	9.49
Nueg	281718	18672	6.63	15495	2747	17.73	1475	384	26.04	40840	5123	12.54	8413	1564	18.59
Linseed	142899	14299	10.01	9379	1920	20.48	2515	877	34.86	68652	7595	11.06	3746	662	17.68
Ground nuts	20217	4764	23.56	5507	2084	37.84	3348	1921	57.36	30084	8326	27.68	3476	1180	33.96
Safflower	8401	1547	18.41	1148	425	36.98	1376	634	46.12	21238	3588	16.89	591	221	37.43
Sesame	91527	11823	12.92	6198	1477	23.83	565	260	45.95	26329	3645	13.84	4721	1338	28.34
Rapeseed	26021	2740	10.53	17937	2085	11.62	37724	7103	18.83	302188	23160	7.66	8748	933	10.67

Table 1 (Continued)

Crop	All crop land area			All fertilizer						Natural					
	Area (Ha)			Area (Ha)			Quantity (Qt)			Holder			Area (Ha)		
	Estimate	S.E	C.V	Estimate	S.E	C.V	Estimate	S.E	C.V	Estimate	S.E	C.V	Estimate	S.E	C.V
Vegetables	82333	5158	6.26	51046	3728	7.3	27888	5251	18.83	2577601	60549	2.35	31789	1368	4.3
Lettuce	130	61	46.59	106	56	52.5	164	116	71.04	11208	1985	17.71	35	13	37.95
Head Cabbage	1843	430	23.3	1032	236	22.87	893	377	42.22	78124	7811	10	364	69	18.82
Ethiopian Cabbage	22377	926	4.14	17218	839	4.87	1728	533	30.82	1724197	52188	3.03	16610	815	4.91
Tomatoes	3761	1404	37.33	2412	1223	50.7	4844	3018	62.31	49590	5564	11.22	502	142	28.19
Green peppers	4471	522	11.67	2621	436	16.62	1364	829	60.78	370533	21332	5.76	2185	338	15.47
Red papers	49611	4839	9.75	27555	3392	12.31	18683	4034	21.59	650450	35402	5.44	12040	1033	8.58
Swiss chard	140	37	26.34	102	34	33.43	213	172	80.95	27040	3872	14.32	52	10	18.99
Root crops	158731	7580	4.78	89316	5346	5.99	43776	10459	23.89	2168857	55391	2.55	63863	3157	4.94
Beet root	1216	279	22.97	893	248	27.82	842	377	44.75	115604	9437	8.16	391	66	16.85
Carrot	1108	336	30.33	637	237	37.24	545	271	49.66	42356	4481	10.58	135	43	32
Onion	17017	3256	19.13	9292	2246	24.17	14587	9315	63.86	412067	24972	6.06	3740	410	10.96
Potatoes	54603	5649	10.35	33734	4134	12.25	21933	4172	19.02	581466	33644	5.79	17580	1887	10.73
Garlic	9465	1097	11.59	5774	866	15.01	2351	791	33.63	653737	30556	4.67	4667	757	16.23
Taro 'Godere'	28380	1830	6.45	13658	1276	9.34	333	130	38.88	558121	30963	5.55	13434	1268	9.44
Sweet potatoes	46942	2730	5.82	25329	1723	6.8	3184	967	30.36	526812	26122	4.96	23915	1667	6.97
Other Temporary	64709	11280	17.43	16284	1053	6.47	5276	1346	25.52	999827	35014	3.5	14771	962	6.51
Permanent crops	679091	19378	2.85	326077	9436	2.89	-	-	-	3913746	69300	1.77	305923	8736	2.86
Avocado	2938	315	10.71	1750	169	9.66	-	-	-	273083	17010	6.23	1713	166	9.68
Bananas	29083	6023	20.71	8890	695	7.82	-	-	-	686910	32838	4.78	8188	621	7.59
Guava	1063	223	20.95	300	50	16.75	-	-	-	61300	7592	12.39	270	49	18.03
Lemons	735	116	15.8	277	43	15.44	-	-	-	52702	5652	10.73	265	40	15.26
Mangos	4964	914	18.42	1346	217	16.11	-	-	-	150735	13817	9.17	1176	187	15.93
Oranges	2533	374	14.76	1247	174	13.96	-	-	-	180222	17326	9.61	1176	168	14.26
Papayas	2371	231	9.74	1075	141	13.14	-	-	-	189765	13489	7.11	1017	138	13.59
Pineapples	650	510	78.44	58	29	50.43	-	-	-	4835	1491	30.83	55	27	49.1
Chat	111578	6297	5.64	55213	4390	7.95	-	-	-	938198	41980	4.47	41303	3027	7.33
Coffee	232439	14115	6.07	51822	3644	7.03	-	-	-	1278269	48167	3.77	48656	3401	6.99
Hops/'Gesho'	20792	2866	13.78	10290	1059	10.3	-	-	-	817287	32769	4.01	9459	926	9.79
Enset	247000	7838	3.17	185566	6747	3.64	-	-	-	2407409	57283	2.38	184800	6744	3.65
Sugar Cane	14292	1149	8.04	5179	488	9.42	-	-	-	404820	20647	5.1	4927	472	9.58
Other Permanent	8652	679	7.85	3065	332	10.85	-	-	-	385628	21901	568	2918	325	1113

Table 1 (Continued)

Crop	DAP									Urea								
	Holder			Area(Ha)			Quantity(Qt)			Holder			Area(Ha)			Quantity(Qt)		
	Estimate	S.E	C.V	Estimate	S.E	C.V	Estimate	S.E	C.V	Estimate	S.E	C.V	Estimate	S.E	C.V	Estimate	S.E	C.V
All	1901673	65150	3.43	1130895	59112	5.23	810197	46943	5.79	528239	31571	5.98	192276	20287	10.55	168556	23831	14.1
Cereals	1781761	63908	3.59	1034760	56085	5.42	716318	44060	6.15	439407	29721	6.76	171429	18602	10.85	134378	21412	15.9
Teff	825286	46313	5.61	355625	27261	7.67	228637	29196	12.77	221811	23567	10.62	97917	13645	13.93	66390	18955	28.6
Barley	476261	36615	7.69	164488	20138	12.24	121917	15953	13.09	51913	7828	15.08	7992	1170	14.64	5434	920	16.9
Wheat	608409	38627	6.35	267361	29961	11.21	197314	19539	9.9	111001	15543	14	32819	7695	23.45	23687	4833	20.4
Maize	547260	34401	6.29	139946	13065	9.34	109683	10913	9.95	125056	14408	11.52	16507	2175	13.18	22967	4396	19.1
Sorghum	63937	7006	10.96	10257	1607	15.66	7706	1272	16.51	51012	10258	20.11	10985	2244	20.43	13642	3185	23.3
Finger millet	206141	21835	10.59	91454	11762	12.86	49614	7233	14.58	16949	3524	20.79	4980	1060	21.29	2133	536	25.1
Oats/ 'Aja'	26095	7435	28.49	5552	2280	41.06	1406	558	39.68	1370	692	50.52	73	42	57.26	41	25	59.9
Rice	329	329	99.84	76	76	99.84	39	39	99.84	495	380	76.85	157	109	69.29	85	61	72.5
Pulse	349135	23910	6.85	54663	5411	9.9	41686	4228	10.14	51553	9755	18.92	5905	2114	35.81	4642	1228	26.5
Horse/Faba beans	179287	17210	9.6	23981	3453	14.4	17257	2312	13.4	16960	4978	29.35	1371	701	51.12	1019	400	39.3
Field peas	94357	11364	12.04	17785	2812	15.81	13235	2271	17.16	8417	4475	53.16	1666	1242	74.57	784	411	52.4
Haricot beans	96149	11394	11.85	10007	1828	18.27	9160	1931	21.08	20450	4998	24.44	1714	621	36.25	2532	924	36.5
Chick peas	2711	828	30.53	450	149	33.15	152	47	30.81	326	294	90.24	55	50	91.1	7	6	81
Lentiles	14357	3937	27.42	1037	266	25.66	338	93	27.5	5122	1899	37.07	654	302	46.19	176	68	38.7
Vetch/Grass peas	1428	585	40.94	167	81	48.67	36	18	50.36	700	498	71.18	246	235	95.61	3	3	99.2
Soya beans	76	74	96.47	12	12	96.47	14	14	96.47	-	-	-	-	-	-	-	-	-
Fenugreek	11752	2841	24.17	732	256	34.92	405	123	30.37	4518	1652	36.57	199	98	49.43	120	58	48
Gibto	7609	3123	41.05	492	229	46.57	1087	486	44.67	-	-	-	-	-	-	-	-	-
Oile seeds	107895	13001	12.05	17330	3110	17.94	14452	3441	23.81	20400	3798	18.62	1462	325	22.24	2301	508	22.1
Nueg	15261	3881	25.43	6047	1702	28.14	1081	343	31.75	2923	1457	49.85	187	99	52.73	126	74	58.4
Linseed	26329	4536	17.23	4675	1585	33.9	2060	869	42.18	1838	795	43.25	110	71	64.51	43	20	47.1
Ground nuts	2738	1321	48.23	714	483	67.62	395	308	78.1	2096	543	25.91	197	58	29.48	512	238	46.5
Safflower	2030	769	37.89	46	28	60.16	184	104	56.76	3774	1681	44.53	261	194	74.21	490	270	55
Sesame	1198	590	49.23	924	496	53.69	198	102	51.68	2554	1166	45.67	494	212	42.95	284	165	58.2
Rapeseed	65464	11263	17.2	4925	1246	25.3	10535	3173	30.11	7637	2763	36.18	212	72	34.02	846	311	36.8

Table 1 (Continued)[illegible]

Table 1 (Continued)

Crop	Urea + DAP									Indigenous Seed								
	Holder			Area(Ha)			Quantity(Qt)			Holder			Area(Ha)			Quantity(Qt)		
	Estimate	S.E	C.V	Estimate	S.E	C.V	Estimate	S.E	C.V	Estimate	S.E	C.V	Estimate	S.E	C.V	Estimate	S.E	C.V
All	1967843	66513	3.38	1187388	57170	4.81	1603022	90311	5.63	10419634	45505	0.44	9286892	116911	1.26	6224388	148964	2.39
Cereals	1899760	65912	3.47	1130042	55431	4.91	1460763	84997	5.82	9524818	53564	0.56	6655435	97336	1.46	4989758	131060	2.63
Teff	837200	43986	5.25	458921	35634	7.76	468443	46073	9.84	4539683	83101	1.83	1976917	59803	3.03	920430	32901	3.57
Barley	294750	24089	8.17	73354	11039	15.05	83573	11915	14.26	3466345	80160	2.31	916515	43547	4.75	1407711	70232	4.99
Wheat	704892	41009	5.82	289212	24847	8.59	413544	43964	10.63	3296773	82805	2.51	1053531	48537	4.61	1728368	92828	5.37
Maize	857485	46975	5.48	260370	19236	7.39	444603	33573	7.55	5957898	88305	1.48	1091692	30538	2.8	465083	14726	3.17
Sorghum	74797	12300	16.44	21074	5575	26.46	31182	8963	28.75	3620885	78382	2.16	1277577	47077	3.68	303081	17744	5.85
Finger millet	97759	14087	14.41	26231	4384	16.71	18404	3362	18.27	1049799	46263	4.41	304065	18447	6.07	115827	8227	7.1
Oats/ 'Aja'	5073	1401	27.61	397	142	35.75	507	202	39.88	255515	22537	8.82	29849	4767	15.97	38593	6086	15.8
Rice	2573	886	34.44	483	207	42.83	507	219	43.33	25399	7487	29.48	5289	2732	51.65	10664	7755	72.7
Pulse	186082	16395	8.81	21416	2385	11.14	36347	5130	14.11	5284410	75960	1.44	1093194	31419	2.87	1084890	36304	3.35
Horse/Faba beans	90566	11459	12.65	7600	1043	13.72	15845	3675	23.2	2881265	71601	2.49	380425	14930	3.92	481988	22153	4.6
Field peas	25254	5406	21.41	3952	1118	28.28	3747	1175	31.35	1337072	48320	3.61	210494	10878	5.17	224005	13677	6.11
Haricot beans	54419	8699	15.99	5575	1290	23.14	12730	3019	23.72	1791359	60401	3.37	181082	13553	7.48	133010	12698	9.55
Chick peas	8552	2355	27.54	1172	321	27.38	1222	462	37.78	617880	37008	5.99	153606	12132	7.9	119696	9576	8
Lentiles	12082	3306	27.36	898	307	34.14	655	271	41.39	467554	26795	5.73	52046	4854	9.33	42412	4855	11.5
Vetch/Grass peas	805	403	50.04	244	132	54.11	130	80	61.24	408527	31213	7.64	82512	8405	10.19	69015	7375	10.7
Soya beans	37	35	94.71	1	1	94.71	4	4	94.71	13019	3095	23.77	970	306	31.51	445	150	33.6
Fenugreek	14631	3883	26.54	1546	730	47.21	1070	303	28.3	428162	25322	5.91	17107	1886	11.02	9017	1435	15.9
Gibto	4088	2165	52.95	429	230	53.55	943	495	52.46	85655	14361	16.77	14951	3289	22	5301	1062	20
Oile seeds	89558	12641	14.11	7175	1220	17	30250	6403	21.17	2434991	60152	2.47	568681	26267	4.62	144335	10760	7.45
Nueg	3516	1094	31.12	847	321	37.91	268	117	43.56	935352	43232	4.62	281510	18663	6.63	45394	4655	10.3
Linseed	9634	1838	19.08	848	243	28.66	413	121	29.38	874536	37774	4.32	141935	14110	9.94	69228	8784	12.7
Ground nuts	6103	4693	76.9	1119	771	68.89	2441	1769	72.47	124230	19549	15.74	20128	4753	23.61	13796	3689	26.7
Safflower	4192	1555	37.11	250	158	63.33	701	396	56.51	143560	17655	12.3	8237	1535	18.64	2223	1028	46.3
Sesame	990	721	72.82	58	44	75.66	83	60	72.46	316248	28243	8.93	91092	11733	12.88	8753	1082	12.4
Rapeseed	66188	11267	17.02	4053	784	19.34	26344	6126	23.25	573633	36100	6.29	25778	2731	10.59	4941	1133	22.9

Table 1 (Continued)

Crop	Urea + DAP									Indegenous Seed								
	Holder			Area(Ha)			Quantity(Qt)			Holder			Area(Ha)			Quantity(Qt)		
	Estimate	S.E	C.V	Estimate	S.E	C.V	Estimate	S.E	C.V	Estimate	S.E	C.V	Estimate	S.E	C.V	Estimate	S.E	C.V
Vegetables	82145	11680	14.22	7289	2477	33.99	14332	4005	27.94	3814401	71645	1.88	81601	5130	6.29	160	37	23.4
Lettuce	1811	927	51.16	11	7	64.65	67	44	65.25	19112	4017	21.02	119	61	51	-	-	-
Head Cabbage	7369	2021	27.43	169	66	39.34	257	95	37.07	114593	10442	9.11	1500	402	26.8	1	1	55.1
Ethiopian Cabbage	11344	2195	19.35	193	61	31.54	804	384	47.72	2227908	56689	2.54	22347	925	4.14	77	27	35.2
Tomatoes	7065	2067	29.26	630	447	70.97	2193	1618	73.77	100043	10080	10.08	3549	1386	39.06	6	4	63.3
Green peppers	8475	2214	26.13	96	29	30.13	1058	816	77.08	593043	28804	4.86	4459	521	11.69	7	3	40.7
Red papers	52936	10854	20.5	6145	2434	39.61	9763	3440	35.24	1300649	57367	4.41	49537	4836	9.76	68	25	36.6
Swiss chard	2311	759	32.85	45	32	71.26	189	169	89.15	33524	4623	13.79	89	19	20.79	-	-	-
Root crops	137744	15708	11.4	11732	2775	23.65	23214	8359	36.01	3819937	73955	1.94	157485	7559	4.8	2304	969	42
Beet root	8387	2802	33.4	321	154	47.91	608	274	45.11	156433	11863	7.58	973	250	25.68	2	1	63.9
Carrot	5978	2252	37.68	343	222	64.67	442	266	60.11	65285	6613	10.13	649	181	27.92	3	2	63.3
Onion	38175	8455	22.15	3102	1460	47.08	11003	7871	71.54	774366	36994	4.78	16807	3255	19.37	1122	617	55
Potatoes	65189	10624	16.3	6693	2263	33.8	8555	2319	27.11	1146501	55153	4.81	54358	5649	10.39	790	378	47.9
Garlic	25207	6025	23.9	710	282	39.78	1536	739	48.13	1065371	41529	3.9	9434	1094	11.6	294	236	80.3
Taro 'Godere'	1597	703	44.03	40	24	59.96	75	47	62.09	886658	34731	3.92	28376	1830	6.45	13	8	61.4
Sweet potatoes	11536	2399	20.8	523	205	39.26	994	359	36.14	1020403	42010	4.12	46887	2729	5.82	81	50	62
Other Temporary	21578	5368	24.88	686	226	32.97	3614	1255	34.71	1721513	47635	2.77	63625	11263	17.7	831	188	22.6
Permanent crops	-	-	-	-	-	-	-	-	-	6003108	71498	1.19	666871	18874	2.83	-	-	-
Avocado	-	-	-	-	-	-	-	-	-	384979	22814	5.93	2872	313	10.89	-	-	-
Bananas	-	-	-	-	-	-	-	-	-	1290901	43987	3.41	29016	6022	20.76	-	-	-
Guava	-	-	-	-	-	-	-	-	-	130179	12953	9.95	1042	222	21.33	-	-	-
Lemons	-	-	-	-	-	-	-	-	-	112975	9694	8.58	722	116	16.04	-	-	-
Mangos	-	-	-	-	-	-	-	-	-	346877	24223	6.98	4777	793	16.61	-	-	-
Oranges	-	-	-	-	-	-	-	-	-	299455	23174	7.74	2439	367	15.03	-	-	-
Papayas	-	-	-	-	-	-	-	-	-	369074	21135	5.73	2281	223	9.77	-	-	-
Pineapples	-	-	-	-	-	-	-	-	-	21862	9514	43.52	650	510	78.44	-	-	-
Chat	-	-	-	-	-	-	-	-	-	1728261	51558	2.98	111250	6271	5.64	-	-	-
Coffee	-	-	-	-	-	-	-	-	-	2342118	66038	2.82	221345	13516	6.11	-	-	-
Hops/'Gescho'	-	-	-	-	-	-	-	-	-	1459302	47411	3.25	20675	2865	13.86	-	-	-
Enset	-	-	-	-	-	-	-	-	-	3075194	56970	1.85	246924	7835	3.17	-	-	-
Sugar Cane	-	-	-	-	-	-	-	-	-	717381	30863	4.3	14270	1147	8.04	-	-	-
Other Permanent	-	-	-	-	-	-	-	-	-	707583	31204	4.41	8606	677	7.86	-	-	-

Table 1 (Continued)

Crop	Improved Seed									Pesticide					
	Holder			Area(Ha)			Quantity(Qt)			Holder			Area(ha)		
	Estimate	S.E	C.V	Estimate	S.E	C.V	Estimate	S.E	C.V	Estimate	S.E	C.V	Estimate	S.E	C.V
All	1287490	51644	4.01	367074	22295	6.07	142212	10255	7.21	1549055	55837	3.6	893340	48020	5.38
Cereals	1059293	49355	4.66	343511	22096	6.43	138422	10087	7.29	1450421	55100	3.8	865434	47708	5.51
Teff	45223	5418	14.19	12151	2074	17.07	4355	830	19.07	865720	45153	5.22	393112	28357	7.21
Barley	19571	2866	14.65	3613	863	23.89	3207	965	30.09	265334	22549	8.5	77521	10172	13.12
Wheat	148693	14508	9.76	45376	6576	14.49	64270	8942	13.91	740203	41046	5.55	333564	28699	8.6
Maize	867694	47408	5.46	275416	20896	7.59	65385	4695	7.18	89140	14502	16.27	19541	3986	20.4
Sorghum	39668	4640	11.7	6059	1033	17.05	923	207	22.45	45434	7181	15.8	15383	3090	20.09
Finger millet	4392	1012	23.04	692	217	31.44	143	59	41.3	61636	12241	19.86	24073	6017	25
Oats/ 'Aja'	1352	680	50.27	194	100	51.21	119	103	86.66	17334	3486	20.11	2078	619	29.79
Rice	27	25	92.09	11	10	92.09	20	19	92.09	1230	784	63.78	162	100	61.64
Pulse	64446	7030	10.91	6329	1029	16.27	3210	903	28.13	43077	7362	17.09	8415	1779	21.14
Horse/Faba beans	21247	3147	14.81	1563	423	27.04	703	305	43.47	13764	2505	18.2	1838	447	24.32
Field peas	10396	2448	23.55	1071	301	28.08	416	198	47.69	12381	4657	37.61	2891	1202	41.56
Haricot beans	31562	5326	16.88	2657	683	25.7	1621	743	45.83	13468	4881	36.24	2039	797	39.07
Chick peas	6056	2925	48.29	674	339	50.29	419	233	55.46	1756	623	35.47	1128	614	54.44
Lentiles	1053	593	56.32	15	13	81.75	7	7	100.16	1901	717	37.74	168	66	39.06
Vetch/Grass peas	983	573	58.35	201	168	83.54	18	18	100.76	904	457	50.54	123	61	49.8
Soya beans	1322	971	73.49	57	32	57.07	18	12	65.9	111	82	73.46	9	9	93.64
Fenugreek	1624	697	42.9	26	14	54.46	4	4	96.79	1459	726	49.75	28	20	72.77
Gibto	1061	561	52.84	65	39	59.23	4	4	99.42	298	296	99.33	191	190	99.33
Oile seeds	22944	3334	14.53	2079	564	27.15	537	327	60.98	34428	5361	15.57	6304	1237	19.62
Nueg	2090	829	39.64	207	94	45.33	7	5	77.93	1370	673	49.16	114	70	61.33
Linseed	4558	1639	35.96	963	500	51.96	460	327	70.98	29536	5221	17.68	5344	1182	22.12
Ground nuts	1795	803	44.73	89	38	42.99	32	24	76.2	558	399	71.51	90	66	73.31
Safflower	3494	1118	31.99	165	79	47.89	1	1	77.66	736	514	69.79	99	82	83.27
Sesame	3439	1144	33.25	417	218	52.3	13	9	72.28	2302	805	34.97	644	338	52.56
Rapeseed	8175	1957	23.94	239	71	29.67	24	21	85.44	650	419	64.49	13	9	69.87

Table 1 (Continued)

Crop	Improved Seed									Pesticide					
	Holder			Area(Ha)			Quantity(Qt)			Holder			Area(ha)		
	Estimate	S.E	C.V	Estimate	S.E	C.V	Estimate	S.E	C.V	Estimate	S.E	C.V	Estimate	S.E	C.V
Vegetables	44155	6478	14.67	719	208	28.99	6	5	84.16	19501	3558	18.25	1766	921	52.12
Lettuce	3505	1287	36.72	11	6	54.48	-	-	-	-	-	-	-	-	-
Head Cabbage	25485	4319	16.95	343	125	36.59	1	1	100.12	1833	756	41.25	67	36	54.6
Ethiopian Cabbage	3101	1166	37.59	24	11	43.81	-	-	-	7129	1615	22.66	69	21	29.94
Tomatoes	7629	3492	45.77	212	153	72.43	-	-	-	5844	2546	43.56	1253	904	72.18
Green peppers	1833	618	33.72	11	4	37.01	5	5	100.04	1175	555	47.25	13	8	63.34
Red papers	2366	873	36.9	66	34	50.69	-	-	-	5245	1876	35.77	365	177	48.42
Swiss chard	9243	2288	24.75	51	32	63.21	-	-	-	175	174	99.57	1	1	99.57
Root crops	51357	7004	13.64	1239	421	33.97	28	17	62.22	28966	6236	21.53	3800	2049	53.92
Beet root	23912	4251	17.78	243	118	48.51	-	-	99.71	1345	750	55.79	34	23	69.76
Carrot	19351	3872	20.01	459	282	61.51	-	-	-	150	129	86.24	2	2	98.42
Onion	13661	2497	18.28	209	86	41.01	12	12	99.33	8226	4945	60.11	2383	2006	84.19
Potatoes	5293	2391	45.18	244	114	46.65	13	12	99.54	14499	3628	25.03	1302	436	33.51
Garlic	5179	1335	25.77	31	14	43.65	-	-	-	2329	887	38.1	10	5	53.48
Taro 'Godere'	221	224	100.96	-	-	100.96	-	-	-	1264	671	53.11	25	19	74.77
Sweet potatoes	2330	905	38.84	52	28	53.72	4	3	79.86	1966	787	40.04	44	19	41.81
Other Temporary	2830	924	32.65	1073	604	56.26	8	8	103.3	7086	1845	26.04	1193	788	66.09
Permanent crops	133985	16886	12.6	11081	1980	17.87	-	-	-	74998	9798	13.06	6428	1539	23.94
Avocado	-	-	-	-	-	-	-	-	-	864	609	70.53	5	4	74.91
Bananas	-	-	-	-	-	-	-	-	-	2713	923	34.03	66	39	58.97
Guava	-	-	-	-	-	-	-	-	-	406	404	99.44	-	-	99.44
Lemons	-	-	-	-	-	-	-	-	-	592	429	72.55	2	1	72.9
Mangos	-	-	-	-	-	-	-	-	-	436	343	78.76	4	3	70.09
Oranges	-	-	-	-	-	-	-	-	-	4033	2231	55.32	32	19	58.93
Papayas	-	-	-	-	-	-	-	-	-	1410	625	44.35	52	45	86.44
Pineapples	-	-	-	-	-	-	-	-	-	-	-	-	-	-	-
Chat	-	-	-	-	-	-	-	-	-	49777	9158	18.4	4863	1508	31.01
Coffee	133985	16886	12.6	11081	1980	17.87	-	-	-	13428	2492	18.56	632	182	28.8
Hops/'Gescho'	-	-	-	-	-	-	-	-	-	3420	1280	37.44	58	38	65.38
Enset	-	-	-	-	-	-	-	-	-	7118	1617	22.72	544	163	30.01
Sugar Cane	-	-	-	-	-	-	-	-	-	1893	827	43.67	124	105	84.44
Other Permanent	-	-	-	-	-	-	-	-	-	2013	827	41.1	48	28	58.96

Table 1 (Continued)

Crop	Irrigation						Extension package					
	Holder			Area(Ha)			Holder			Area (Ha)		
	Estimate	S.E	C.V	Estimate	S.E	C.V	Estimate	S.E	C.V	Estimate	S.E	C.V
All	738828	41308	5.59	120643	15017	12.45	1773822	60541	3.41	1065495	57058	5.36
Cereals	274447	24448	8.91	61406	9725	15.84	1689201	59996	3.55	987574	52160	5.28
Teff	34712	4995	14.39	7835	1690	21.57	664645	39459	5.94	307103	25097	8.17
Barley	38353	5953	15.52	5647	1320	23.37	411444	25029	6.08	107496	11487	10.69
Wheat	28577	5080	17.78	3805	814	21.41	514716	33518	6.51	201947	19353	9.58
Maize	182506	20954	11.48	32573	6432	19.75	1077174	49860	4.63	299458	21017	7.02
Sorghum	73309	13054	17.81	11199	3425	30.58	215407	21570	10.01	71116	12289	17.28
Finger millet	2543	889	34.98	197	84	42.77	-	-	-	-	-	-
Oats/ 'Aja'	1897	884	46.62	99	56	56.9	-	-	-	-	-	-
Rice	545	498	91.32	52	46	88.76	2521	1041	41.27	453	249	54.84
Pulse	69379	9004	12.98	5217	1176	22.54	212597	18321	8.62	33650	4917	14.61
Horse/Faba beans	13078	2973	22.74	1021	270	26.42	-	-	-	-	-	-
Field peas	3644	1090	29.92	314	104	33.02	84406	8942	10.59	10714	1476	13.77
Haricot beans	29433	5938	20.18	1191	265	22.27	70208	7785	11.09	6095	1069	17.53
Chick peas	4590	1566	34.12	788	371	47.13	55091	10483	19.03	9279	1810	19.5
Lentiles	3849	1683	43.72	377	211	55.88	46860	11010	23.49	7561	2974	39.33
Vetch/Grass peas	5014	2224	44.36	1002	547	54.58	-	-	-	-	-	-
Soya beans	779	300	38.54	24	10	40.55	-	-	-	-	-	-
Fenugreek	18048	4626	25.63	500	307	61.37	-	-	-	-	-	-
Gibto	167	166	99.04	-	-	99.04	-	-	-	-	-	-
Oile seeds	13539	3652	26.97	927	237	25.52	218685	20170	9.22	34723	6731	19.38
Nueg	783	477	60.85	126	93	73.67	58394	12830	21.97	15750	5548	35.23
Linseed	3745	1672	44.64	207	122	59.21	63255	6896	10.9	6961	1263	18.14
Ground nuts	2687	1993	74.18	113	58	51.31	4468	1507	33.74	895	417	46.62
Safflower	1079	802	74.36	58	54	93.38	-	-	-	-	-	-
Sesame	1601	620	38.7	259	126	48.45	16295	3570	21.91	4853	1366	28.15
Rapeseed	4670	1294	27.71	165	62	37.62	105407	14614	13.86	6263	1352	21.59

Table 1 (Continued)

Crop	Irrigation						Extersion package					
	Holder			Area(Ha)			Holder			Aea (Ha)		
	Estimate	S.E	C.V	Estimate	S.E	C.V	Estimate	S.E	C.V	Estimate	S.E	C.V
Vegetables	177164	17648	9.96	5880	1483	25.22	81507	11503	14.11	2208	491	22.22
Lettuce	9573	3611	37.72	97	60	61.35	-	-	-	-	-	-
Head Cabbage	21555	4530	21.01	460	171	37.29	-	-	-	-	-	-
Ethiopian Cabbage	29419	6310	21.45	197	46	23.46	-	-	-	-	-	-
Tomatoes	33593	5973	17.78	2395	1361	56.83	15409	3189	20.7	294	116	39.25
Green peppers	41485	6275	15.13	621	154	24.82	-	-	-	-	-	-
Red papers	79435	12855	16.18	2027	459	22.66	69346	11290	16.28	1913	476	24.85
Swiss chard	8879	1785	20.11	83	35	42.24	-	-	-	-	-	-
Root crops	211867	20878	9.85	10313	2278	22.08	108394	11989	11.06	4555	968	21.26
Beet root	11548	3136	27.15	255	184	72.07	-	-	-	-	-	-
Carrot	10446	2978	28.51	252	127	50.51	-	-	-	-	-	-
Onion	83131	12694	15.27	4379	2081	47.53	41683	6399	15.35	677	167	24.69
Potatoes	56155	8875	15.8	2705	592	21.88	57458	9866	17.17	3480	908	26.09
Garlic	63288	9024	14.26	1099	311	28.32	-	-	-	-	-	-
Taro 'Godere'	2576	1011	39.23	46	23	50.26	-	-	-	-	-	-
Sweet potatoes	42633	9421	22.1	1577	345	21.87	17593	2956	16.8	398	106	26.53
Other Temporary	50580	9339	18.46	5385	2256	41.9	5803	2573	44.34	136	77	56.65
Permanent crops	493333	32658	6.62	31516	4770	15.14	53309	4897	9.19	2650	377	14.24
Avocado	7053	1931	27.38	88	36	41.59	-	-	-	-	-	-
Bananas	103060	13511	13.11	6722	3347	49.79	-	-	-	-	-	-
Guava	20613	4901	23.77	135	32	23.84	-	-	-	-	-	-
Lemons	23792	4794	20.15	281	97	34.6	-	-	-	-	-	-
Mangos	29078	8152	28.03	954	529	55.39	-	-	-	-	-	-
Oranges	39483	8556	21.67	506	126	24.98	-	-	-	-	-	-
Papayas	39841	5931	14.89	539	153	28.38	-	-	-	-	-	-
Pineapples	9	8	91.21	-	-	91.21	-	-	-	-	-	-
Chat	164390	20296	12.35	10620	1668	15.71	-	-	-	-	-	-
Coffee	193842	20559	10.61	6357	978	15.38	-	-	-	-	-	-
Hops/'Geshe'	151924	14662	9.65	1743	272	15.62	-	-	-	-	-	-
Enset	26691	3934	14.74	943	172	18.27	-	-	-	-	-	-
Sugar Cane	67797	8274	12.2	2301	565	24.57	-	-	-	-	-	-
Other Permanent	44821	7406	16.52	326	56	17.09	-	-	-	-	-	-



