

OCTOBER HOUSEHOLD SURVEY 1997: METADATA

GENERAL NOTES

The October household survey questionnaire consists of a number of sections. The data from the different sections is recorded in separate files as the sections refer to different entities or differ in their coverage. The files are flat, ASCII, fixed field files, with one line of given length per record. This format was chosen so as to make the data usable with as many programmes as possible, and thus accessible to as wide a range of people as possible.

The sections, and the corresponding files from which they are mainly drawn, are as follows. In addition, each file contains a number of variables from other sections of the questionnaire – and the flip in particular. Most files also contain a number of derived variables.

PERSON: Data from Section 1 and Section 4
BIRTHS: Data from Section 2
WORKER: Data from Section 3
MIGRANT: Data from Section 5
DEATHS: Data from Section 6
MIGRATION OF HEAD: Data from Section 7
DOMESTIC: Data from Section 8

The section on each file contains the following information:

- Nature of records in the file and population covered
- Description of variables

The description of variables contains the following information:

Descriptive name of the variable

SAS name of the variable: This is the variable name in original file used by Statistics SA to construct the ASCII file

Position of the variable: The position of the data within the record, recorded in the format (@xxx y.). @xxx indicates that the data begins at position xxx and y. indicates that it is y digits wide. All data is numeric and there are no decimal points or commas recorded. All data is right-justified.

Source: This is either the question in the questionnaire or, for derived variables, the method of derivation. Derived variables are usually found towards the end of a record.

Notes: Specific observations to be noted by users.

Valid range: The range of valid values for the variable. For continuous variables this reflects the upper and lower ranges as found in the data.

Not applicable: If the question was not to be asked in respect of all cases, this indicates how the field was recorded for records for which the question was not applicable.

Missing value: This indicates how the field was recorded for records for which information was not available. This information is not included for fields – such as record identifiers – for which there cannot be missing values.

Most questions in the October household questionnaire are pre-coded i.e. there is a set number of choices from which one or more must be selected. For open-ended 'write-in' questions, the description will note that post-coding occurred and explain how this was done. For most variables the coding is apparent from the questionnaire (available elsewhere in the documentation) and is not repeated in the variable description. Where the coding is not apparent, the description either provides the codes or indicates where code lists are to be found.

Linking files

The data from different files can be linked on the basis of the record identifiers. The record identifiers are composed of the first few fields in each file. Each record contains the three fields Magisterial district, Enumeration area, and Visiting point number. These nine digits together constitute a unique household identifier. All records with a given household identifier, no matter which file they are in, belong to the same household. For individuals, a further two digits constituting the Person number, when added to the household identifier, creates a unique individual identifier. Again, these can be used to link records from the PERSON and WORK files. The syntax needed to merge information from different files will differ according to the statistical package used.

Sample Design

A sample of 30 000 households was drawn in 3 000 enumerator areas (EA's) (that is 10 households per Enumerator Area). A two stage sampling procedure was applied and the sample was stratified, clustered and selected to meet the requirement of probability sampling. The sample was based on the 1996 Population Census enumerator areas and the estimated number of people from the administrative records of the 1996 population Census. The sampled population excluded all prisoners in prisons, patients in hospitals, people residing in boarding houses and hotels (whether temporary or semi-permanent).

The data was explicitly stratified by province, Transitional Metropolitan Councils (TMC) and District Councils (DC). A square root method was used for the allocation of the sample EA's to the explicit strata. Within each explicit stratum the EA's were stratified by simply arranging them in geographical order by magisterial district and within the magisterial district by EA. The allocated number of EA's was systematically selected with probability proportional to size in each stratum. The measure of size was the estimated number of people. In each EA, a systematic sample of 10 households was drawn.

Weights

The 1996 population Census was used as a basis for the weighting.

Household weights were calculated by using the reciprocal of the inclusion probabilities.

Since the sample selection was done in two stages

(i.e. first stage - selection of an EA, second stage - selection of a household in the selected EA):

The inclusion probability of an EA (say p_1):

Since this was done with probability proportional to size

(size being the number of persons residing in the EA),

$$p_1 = \frac{m_i \cdot A_i}{S A_i}$$

m_i - number of EA's in the sample in the i-th stratum (where stratum is the District Council in a province)

A_i - number of persons residing in the selected EA

$S A_i$ - total number of persons in the population in the i-th stratum

The inclusion probability of the household (say p_2):

Since ten (10) households (per EA) were selected systematically,

$$p_2 = \frac{10}{\text{number of households in the selected EA}}$$

Household weight = $(1/p_1 \cdot p_2)$. Relative scaling was done on this weight to cater for the urban/non-urban split per province.

To calculate the person weight, the data was post-stratified by province, gender and age group (5 year age groups).

The 1996 Census figures (adjusted for growth) were used as benchmarks.

Relative scaling was also done on this weight to cater for the population group and urban/non-urban splits.

Other important information for users is found in the:

Questionnaire file

Additional code list (occupation, industry, provinces, magisterial districts, education, language, place names)

Relevant publications

Stats SA Web-site: www.statssa.gov.za.

TECHNICAL NOTE ON:

THE ESTIMATION AND THE USE OF STANDARD ERRORS

The published results of the OHS are based on representative probability samples drawn from the South African population as discussed in the paragraph on the sample design. Consequently, all estimates are subject to sampling variability. This means that the (sample) estimates may differ from the figures (i.e. population figures) that would have been produced if the entire South African population had been included in the survey. The measure usually used to indicate the likely difference between a sample estimate and the corresponding population figure is the *standard error* (abbr. *SE*), which measures the extent to which an estimate might have varied by chance because only a sample of the population was included. There are about two chances in three that the sample estimate will differ by less than one standard error from the population figure, and about 19 chances in 20 that the difference will be less than two standard errors. Another measure of the likely difference is the *relative standard error* (or the *coefficient of relative variation*, abbr. *CV*) which is defined as the standard error of the estimate divided by the size of the estimate and is usually expressed as a percentage.

There are two major factors which influence the value of a standard error. The first factor is the sample size, whereby (generally speaking) the larger the sample size, the more precise (accurate) the estimate and the smaller the standard error. Consequently, one expects more precise estimates at the national level than at the provincial level due to the larger sample size involved. The second factor is the variability between households of the parameter of the population being estimated, such as the number of unemployed persons in the household.

For every survey, Statistics South Africa now calculates the standard errors and relative standard errors for a large variety of the estimates shown in the publications, i.e. not only estimates of various population parameters but also for many subclasses of the country, which include segregated classes (e.g. explicit strata, such as provinces or urban/rural division or combinations of these) as well as cross-classes (e.g. gender, age groups, gender by age groups). These different subclasses represent a large variety of sample sizes. Smoothing of the calculated standard errors is obtained by fitting regression models to the relative standard errors, which are then represented in graphical form. Given the size of the estimate and the population parameter under consideration, an approximate value of the relative standard error of the estimate can be obtained (read off) from the relevant graph. Multiplication of this approximate value of the relative standard error with the estimate itself then gives an approximate value of the SE of the estimate, viz.

$$SE(estimate) = CV(estimate) \times estimate$$

The formula in this form, however, is not applicable to ratio estimates, such as the unemployment rate, and has to be changed to

$$SE(ratio\ estimate) = CV(ratio\ estimate) \times (numerator\ of\ ratio\ estimate)$$

For example:

$$SE(unemployment\ rate) = CV(unemployment\ rate) \times (estimated\ number\ of\ unemployed\ persons)$$

Note that there are different graphs to be used for the different population parameters for obtaining the CV estimate.

95% confidence intervals of a population parameter can be obtained as follows:

*Lower 95% confidence limit of a population parameter = estimate – 1.96*SE(estimate)*

and

*Upper 95% confidence limit of a population parameter = estimate + 1.96*SE(estimate).*

The *confidence coefficient*, i.e. 95%, of a 95% confidence interval of a population parameter could be interpreted as the success rate of the calculated confidence interval, viz.

$$\{estimate - 1.96*SE(estimate); estimate + SE(estimate)\}$$

to include or to contain the value of the population parameter.

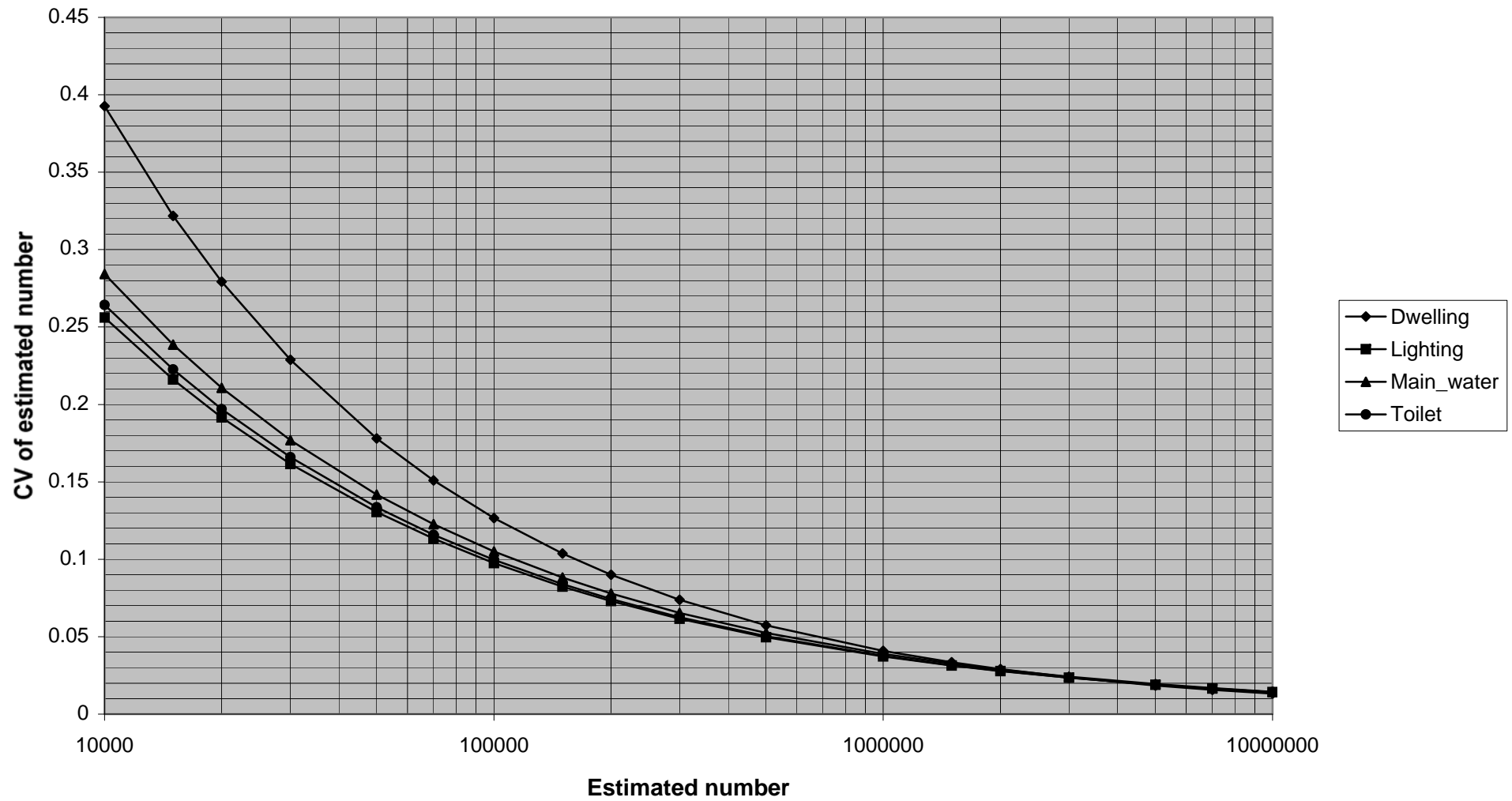
See figures:

Figure 1: OHS 1997 Number of Household facilities: Standard errors of estimates.

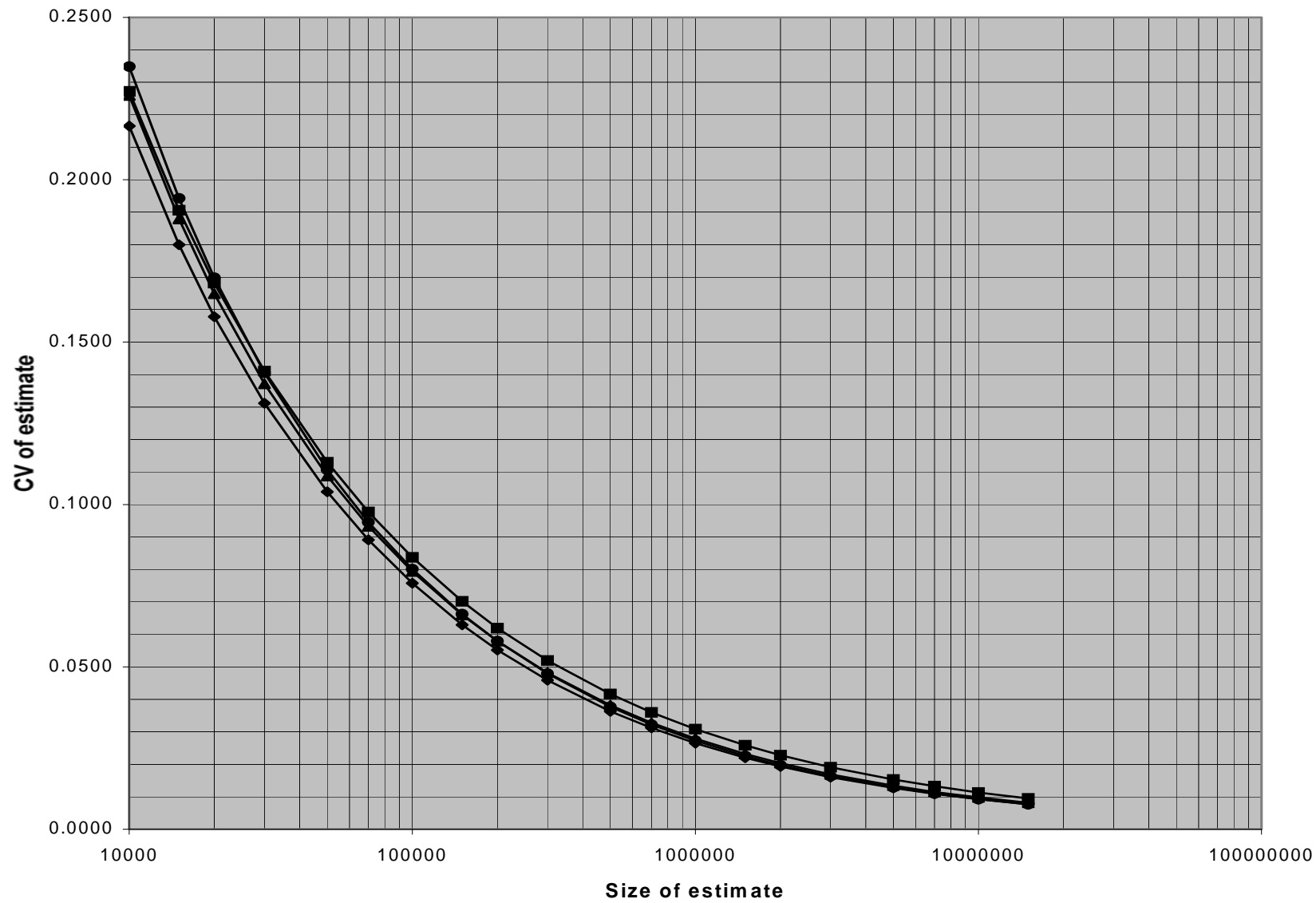
Figure 2: OHS 1997 Official definition of unemployment: Standard errors of estimates.

Figure 3: OHS 1997 Expanded definition of unemployment: Standard errors of estimates.

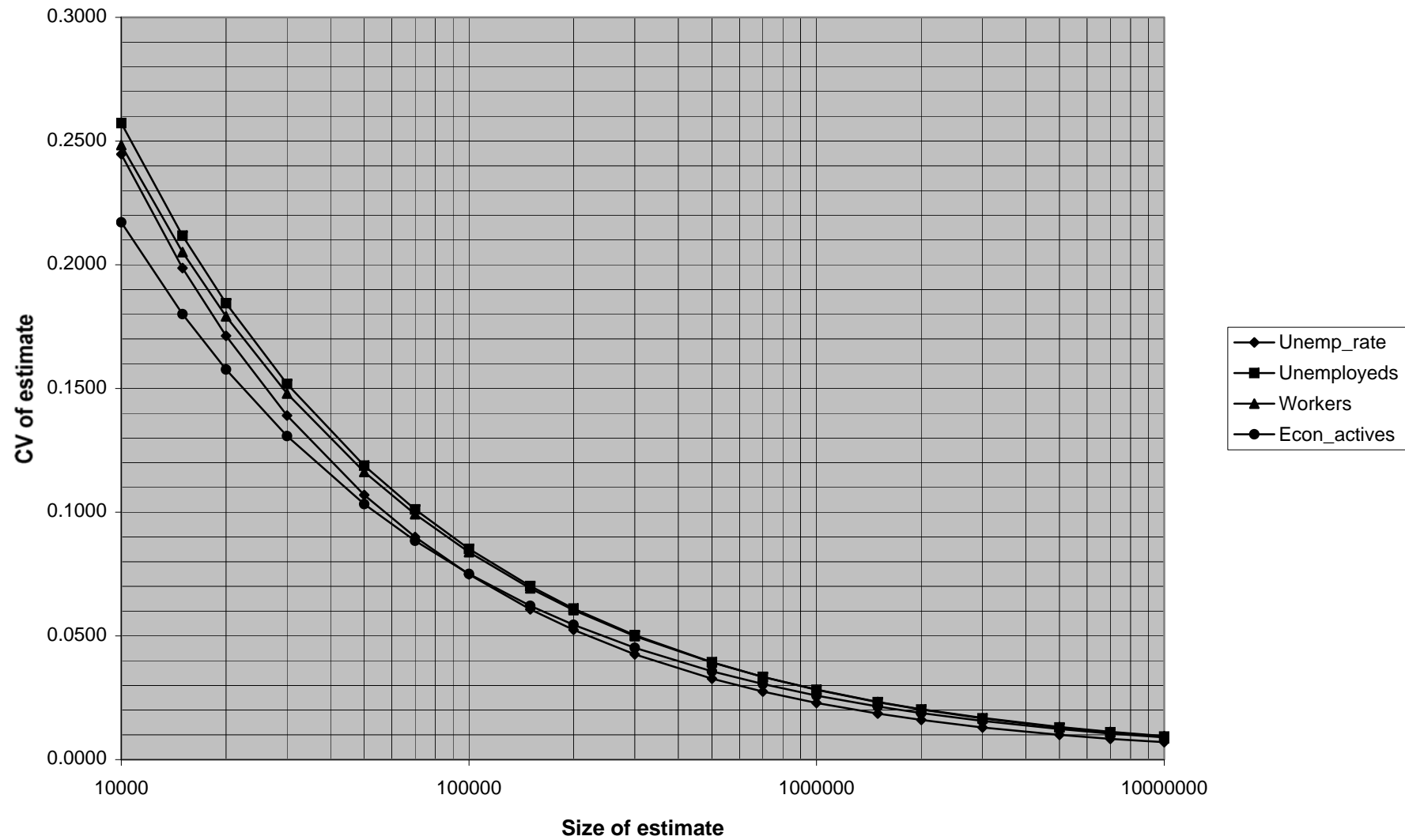
OHS 1997: Number of Household facilities: Standard error of estimated number



OHS 1997: Official definition of unemployment: Standard error of estimate



OHS 1997: Expanded definition of unemployment: Standard error of estimate



FLAP AND SECTION 1 AND SECTION 4 (PERSONS) Filename: PERSON

NOTES:

This file contains a record for every member of every household.

Magisterial District (MDNUMBER) (@1 3.)

FLAP Magisterial district No:

Valid range: 101-931

(See code list elsewhere in documentation)

Enumeration Area (EANUMBER) (@4 4.)

FLAP Enumerator area No:

Valid range: 0001-7952

FLAP Visiting point no (VPNUMBER) (@8 2.)

FLAP Visiting point No:

Valid range: 01-10

Note: The above three variables (nine digits) together create a unique household identifier which can be used to link the individual's information with information in the household file.

Person (PPERSNO) (@10 2.)

FLAP Column heading

Valid range: 1-30

Note 1: The first four variables (eleven digits) together create a unique person identifier which can be used to link individual information in this file with individual information in other files as well as in this file (for example, detailed data on mother, father and spouse of individual).

Note 2: If there were more than 10 individuals in a household, a second household questionnaire was completed.

Gender (PGENDER) (@12 1.)

FLAP B Gender

Valid range: 1-2

Age (PAGE) (@13 2.)

FLAP C Age in completed years (Less than 1 year=0)

Valid range: 00-99

Population group (PRACE1) (@15 1.)

FLAP D Is (the person): options given

Valid range: 1-6

Relationship (PRELSHIP) (@16 1.)

Q1.1 What is (each individual's) relationship to (the person listed in column 1)?

Valid range: 1-9

Mother alive (PMALIVE) (@17 1.)

Q1.2 Is (the person's) own mother by birth still alive?

Valid range: 1-3

Missing value: 0

Father alive (PFALIVE) (@18 1.)

Q1.3 Is (the person's) own father by birth still alive?

Valid range: 1-3

Missing value: 0

Sisters born (PSISTBRN) (@19 2.)

Q1.4a How many sisters born to the same mother has (the person) ever had

(including those who are dead)?

Valid range: 1-15

Missing value: 99

Sisters reached age 15 (PSIST15Y) (@21 2.)

Q1.4b How many of those sisters ever reached age 15 (including those who are dead)?

Valid range: 1-15

Missing value: 99

Sisters reached age 15 still alive (PSIST15A) (@23 2.)

Q1.4c How many of those sisters who ever reached the age 15 are alive now?

Valid range: 0-14

Missing value: 99

Sisters reached age 15 now dead (PSIST15D) (@25 2.)

Q1.4d How many of those sisters who ever reached the age 15 are now dead?

Valid range: 0-14

Missing value: 99

Sisters died as result pregnancy (PSISTDPR) (@27 2.)

Q1.4e How many of these dead sisters died during the time while they were pregnant, or during childbirth, or during the six weeks after the end of pregnancy?

Valid range: 0-5

Missing value: 99

Marital status (PMARITAL) (@29 1.)

Q1.5 What is (the person's) present marital status?

Valid range: 1-6

Spouse's respondent number (PMARRWHO) (@30 2.)

Q1.6 If (the person) is married, give respondent number of spouse if he/she is part of the household

Valid range: 1-18

Spouse still alive (PSPALIVE) (@32 1.)

Q1.7 If (the person) has ever married or lived with a partner. Is the first spouse/partner still alive?

Valid range: 1-3

Missing value: 0

Age married (PSPAGE) (@33 2.)

Q1.8 How old was (the person) when he/she first married or lived with a partner?

Valid range: 13-97

Missing value: 99

Language (PLANGUAG) (@35 2.)

Q1.9 Which language does (the person) speak most often at home?

Note: This question was open-ended and thus post-coded using the LANGUAGE code list.

Valid range: 00-26

Missing value: 99

Highest education level (PHIGHSCH) (@37 2.)

Q1.10 What is the highest school class/standard that (the person) completed?

Note: This question was open-ended and thus post-coded using the LEVEL OF SCHOOL EDUCATION code list.

Valid range: Space, 0-13, 99

Values:

0=None

1=Grade 0

2=Grade 1

3=Grade 2

4=Grade 3, std 1
 5=Grade 4, std 2
 6=Grade 5, std 3
 7=Grade 6, std 4
 8=Grade 7, std 5
 9=Grade 8, std 6
 10=Grade 9, std 7
 11=Grade 10, std 8
 12=Grade 11, std 9
 13=Grade 12, std 10/NTC III
 99=Unspecified
 ' '=Persons with higher qualifications

Current student (PINSTIT) (@39 1.)

Q1.11 Does (the person) presently attend school, college, technikon or university?

(This includes study by correspondence but excludes crèche and pre-school)

Valid range: 1-3

Missing value: 0

Certificate or degree (PCERTIF) (@40 1.)

Q1.12 Does (the person) have a technical or artisan certificate, diploma or degree, completed at an educational institution

Valid range: 1-3

Missing value: 0

Highest qualification (PHGHQUAL) (@41 2.)

Q1.12 If "Yes", what is the highest qualification he/she has?

Note: This question was open-ended and thus post-coded using the TERTIARY EDUCATION: LEVEL OF STUDY code list.

Valid range: Space, 1-7, 9

values:

1=Certificate + Diploma with education level less than Std 10 (Grade 12)

2=Certificate + Diploma with education level of Std 10 (Grade 12)

3=Bachelors

4=Bachelors + Diploma

5=Bachelors + Honours

6=Master's

7=Doctor's

9=Unspecified

' '=Not applicable

Field of study (PFLDSTUD) (@43 2.)

Q1.12 What is (the person's) main field of study?

Note: This question was open-ended and thus post-coded using the TERTIARY EDUCATION: FIELD OF STUDY code list.

Valid range: 00-98

Missing value: 99

Desire to further education (PTRCONT) (@45 1.)

Q1.13 Would (the person) wish to continue his/her education or training?

Note: This question was only asked in respect of people aged 7 years or older who (a) had never attended school or (b) had dropped out of school i.e. had not completed Std 10 and was not attending school.

Valid range: 1-3

Missing value: 0

Reason not continuing education (PTRPREV) (@46 1.)

Q1.13 If 'Yes', what prevents (the person) from continuing his/her education or training?

Valid range: 1-9

Missing value: 0

Pre school attendance (PINSTAT) (@47 1.)

Q1.14 Which of the following institutions does (the person) attend: options provided are

1=Pre-primary or reception class at primary school

2=Grade one at a primary school

3=Crèche / educare centre / pre-school

4=Day mother / gogo

5=None

Note: This question was only asked in respect of people aged six years or younger.

Valid range: 1-5

Missing value: 0

School feeding (PINSTFRF)

(@48 1.)

Q1.15 Does (the person) get free food through the school feeding scheme?

Note: This question was only asked in respect of people attending primary school.

Valid range: 1-2

Government old age pension (WPNSGOV)

(@49 1.)

Q4.1 Old age pension from the state/government

Valid range: 1-2

Government pension amount (WPNSAMT)

(@50 6.)

Q4.1 If "Yes", the amount

Valid range: 640-50400

Missing value: 999999

Retirement pension (WPNSWRK)

(@56 1.)

Q4.2 Pension from his/her specific work/retirement benefits

Valid range: 1-2

Retirement pension amount (WPNAMT)

(@57 6.)

Q4.2 If "Yes", the amount

Valid range: 36-910800

Missing value: 999999

Disability grant (WDISS)

(@63 1.)

Q4.3 Disability grant

Valid range: 1-2

Disability grant amount (WDISSAMT)

(@64 6.)

Q4.3 If "Yes", the amount

Valid range: 80-80000

Missing value: 999999

Worker's compensation (WCPSTION)

(@70 1.)

Q4.4 Worker's compensation

Valid range: 1-2

Worker's compensation amount (WCPAMT)

(@71 6.)

Q4.4 If "Yes", the amount

Valid range: 204-50000

Missing value: 999999

State maintenance (WMNTNCE)

(@77 1.)

Q4.5 State maintenance grant (for parents or for children)

Valid range: 1-2

State maintenance amount (WMAMT)

(@78 6.)

Q4.5 If "Yes", the amount

Valid range: 50-36000

Missing value: 999999

Private maintenance (WPRIV)

(@84 1.)

Q4.6 Private maintenance by father/former spouse (not living in the household)

Valid range: 1-2

Private maintenance amount (WPRIVAMT)

(@85 6.)

Q4.6 If "Yes", the amount

Valid range: 12-84000
Missing value: 999999

Care dependency grant (WCARE) (@91 1.)

Q4.7 Care dependency grant (Single care grant)

Valid range: 1-2

Care dependency grant amount (WCAREAMT) (@92 6.)

Q4.7 If "Yes", the amount

Valid range: 100-30000

Missing value: 999999

Foster care grant (WFOSTER) (@98 1.)

Q4.8 Foster care grant

Valid range: 1-2

Foster care grant amount (WFSTERAM) (@99 6.)

Q4.8 If "Yes", the amount

Valid range: 50-10300

Missing value: 999999

UIF benefit (WUNMPL) (@105 1.)

Q4.9 Unemployment Insurance Fund/Maternity benefit

Valid range: 1-2

UIF benefit amount (WUNAMT) (@106 6.)

Q4.9 If "Yes", the amount

Valid range: 63-30000

Missing value: 999999

Support from relatives/persons (WSUPPORT) (@112 1.)

Q4.10 Remittance/financial support from relatives/persons not in the household

Valid range: 1-2

Support from relatives/persons amount (WSUPPAMT) (@113 6.)

Q4.10 If "Yes", the amount

Valid range: 20-218002

Missing value: 999999

Gratuities/lump sums (WGRTIES) (@119 1.)

Q4.11 Gratuities/other lump sums

Valid range: 1-2

Gratuities/lump sums amount (WGRAMT) (@120 6.)

Q4.11 If "Yes", the amount

Valid range: 1-600000

Missing value: 999999

Other income (WOTHER) (@126 1.)

Q4.12 Other sources

Valid range: 1-2

Other income amount (WOTHAMT) (@127 6.)

Q4.12 If "Yes", the amount

Valid range: 2-500000

Missing value: 999999

Province (PROV) (@133 1.)

Derived variable: First digit of a magisterial district number.

Values: See code list

Rural/urban (TYPE) (@134 1.)

Derived variable: Enumeration area types 1-29 recorded as urban and enumeration area types 30-39 coded as rural.

Values: 1=urban; 2=rural

Individual weight (PERSWGT) (@135 7.)
Derived variable: Weighted to 1996 population census on the basis of population group, gender, age group and province.

FLAP AND SECTION 2 (BIRTHS) Filename: BIRTHS

NOTES:

This section includes information for all women who have ever given birth. Only live births were recorded, excluding still births and children adopted by the mother.

Magisterial District (MDNUMBER) (@1 3.)
FLAP Magisterial district No:
Valid range: 101-931
(See code list elsewhere in documentation)

Enumeration Area (EANUMBER) (@4 4.)
FLAP Enumerator area No:
Valid range: 0001-7952

FLAP Visiting point no (VPNUMBER) (@8 2.)
FLAP Visiting point No:
Valid range: 01-10
Note: The above three variables (nine digits) together create a unique household Identifier which can be used to link the individual's information with information in the household file.

Person no (PPERSNO) (@10 2.)
FLAP Column heading. The respondent number of the mother.
Valid range: 1-21
Note: The first four variables (eleven digits) together create a unique person identifier which can be used to link individual information in this file with individual information in other files.

Live births (BLIVBRTH) (@12 2.)
Q2.1 How many children (live births) have the person ever given birth to?
Valid range: 1-15

Children still alive (BCHALIVE) (@14 2.)
Q2.2 How many children are still living?
Valid range: 0-14

Live births past 12 months (BALIVEY) (@16 1.)
Q2.3 How many children (live births) have the person had in the past 12 months?
Valid range: 0-3

Birth order (BPNUM) (@17 2.)
Q2.4 List of children (from the eldest to the youngest).
Note 1: The line number, represents the birth order, was recorded. The questionnaire included an explanation that twins be recorded on separate lines and marked with a bracket.
Note 2: The first five variables (thirteen digits) together create a unique identifier for every birth recorded.
Valid range: 1-15

Gender of child (CGENDER) (@19 1.)
Q2.5 Is/was the child a boy/girl?
Valid range: 1-2

Date of birth (CDATE) (@20 8.)
Q2.6 Date of birth
Valid range:

Year of birth: 1918-1997
 Month of birth: 1-12
 Day of birth: 1-31
 Missing value:
 Year of birth: 1999
 Month of birth: 99
 Day of birth: 99

Place born (CPLACE) (@28 1.)

Q2.7 Where was the child born?

Valid range: 1-3

Missing value: 0

Birth registered (CREGIS) (@29 1.)

Q2.8 Was the birth registered?

Valid range: 1-2

Missing value: 0

Reason if not registered (CREGRSN) (@30 1.)

Q2.9 If not registered, why?

Valid range: 1-3

Missing value: 0

Child alive (CCHALIV) (@31 1.)

Q2.10 Is the child still alive?

Valid range: 1-2

Missing value: 0

Child part of household (CALIVHH) (@32 1.)

Q2.11 If alive: Is the child currently living with this household?

Valid range: 1-2

Missing value: 0

Age if alive (CALIVAGE) (@33 2.)

Q2.12 If alive: How old is he/she

Valid range: 0-67

Missing value: 99

Age when died (CDEADAGE) (@35 2.)

Q2.12 If dead: How old was the child when he/she died?

Valid range: 0-81

Missing value: 99

Province (PROV) (@37 1.)

Derived variable: First digit of a magisterial district number.

Values: See code list

Rural/urban (TYPE) (@38 1.)

Derived variable: Enumeration area types 1-29 recorded as urban and enumeration area types 30-39 coded as rural.

Values: 1=urban; 2=rural

Individual weight (PERSWGT) (@39 7.)

Derived variable: Weighted to 1996 population census on the basis of population group, gender, age group and province.

FLAP AND SECTION 3 (WORKERS) Filename: WORKER

NOTES:

This file contains a record for all individuals aged 15 years or older
 Users who want to compare their results with those obtained by Statistics South Africa, should note the following points in relation to Unemployment and Employment in South Africa and the OHS 1997 tabulations:

- (a) All individuals employed in the mining industry were excluded from the analysis due to uncertainty as to the coverage of people living in hostels. Individuals were excluded if either Industry of employee or Industry of employer fell in the range 200-299 inclusive.

- (b) All those aged above 65 years were excluded from the analysis.
- (c) The weights used for Unemployment and Employment in South Africa were based on the post-enumeration survey rather than the final results of the 1996 Census.
- The derived variables include two indicators of employment status (i.e. employed, unemployed or not economically active). The first indicator follows the official definition of unemployment. The second indicators follows the expanded definition.

Magisterial District (MDNUMBER) (@1 3.)
 FLAP Magisterial district No:
 Valid range: 101-931
 (See code list elsewhere in documentation)

Enumeration Area (EANUMBER) (@4 4.)
 FLAP Enumerator area No:
 Valid range: 0001-7952

FLAP Visiting point no (VPNUMBER) (@8 2.)
 FLAP Visiting point No:
 Valid range: 01-10
 Note: The above three variables (nine digits) together create a unique household identifier which can be used to link the individual's information with information in the household file.

Person no (PPERSNO) (@10 2.)
 FLAP Column heading
 Valid range: 1-25
 Note: The first four variables (eleven digits) together create a unique person identifier which can be used to link individual information in this file with individual information in other files.

Gender (PGENDER) (@12 1.)
 FLAP B Gender
 Valid range: 1-2

Age (PAGE) (@13 2.)
 FLAP C Age in completed years (Less than 1 year=0)
 Valid range: 15-99

Population group (PRACE1) (@15 1.)
 FLAP D How would (the person) describe himself/herself?
 Valid range: 1-6

Highest education level (PHIGHSCH) (@16 2.)
 Q1.10 What is the highest level of education that (the person) has completed?

Valid values: Space, 0-13, 99

Values:
 0=None
 1=Grade 0
 2=Grade 1
 3=Grade 2
 4=Grade 3, std 1
 5=Grade 4, std 2
 6=Grade 5, std 3
 7=Grade 6, std 4
 8=Grade 7, std 5
 9=Grade 8, std 6
 10=Grade 9, std 7
 11=Grade 10, std 8
 12=Grade 11, std 9
 13=Grade 12, std 10/NTC III
 99=Unspecified
 ' '=Persons with higher qualifications

Highest qualification (PHGHQUAL)

(@18 2.)

Q1.12 If "Yes", what is the highest qualification he/she has?

Note: This question was open-ended and thus post-coded using the TERTIARY EDUCATION: LEVEL OF STUDY code list.

Valid range: Space, 1-7, 9

values:

1=Certificate + Diploma with education level less than Std 10 (Grade 12)

2=Certificate + Diploma with education level of Std 10 (Grade 12)

3=Bachelors

4=Bachelors + Diploma

5=Bachelors + Honours

6=Master's

7=Doctor's

9=Unspecified

' '=Not applicable

Worked past 7 days (WWRKTYP)

(@20 1.)

Q3.1 During the past 7 days, did (the person) do work for pay, profit or family gain?

for example

- formal work for a salary or wage
- informal work such as making things for sale, selling things or providing a service
- work on a farm or land, whether for a wage or as part of the household's farming activities
- casual work

Valid range: 1-4

Job although absent (WJOB7DAY)

(@21 1.)

Q3.2 During the past 7 days, did (the person) actually have a full time, part time, or casual job even though he/she was absent from work?

Valid range: 1-2

Reason no job (WJOBCAT)

(@22 2.)

Q3.2 If 'No', in which of the following categories does (the person) fall?

Valid range: 3-10

Reason absent from work (WJOBRSN)

(@24 2.)

Q3.3 Why did (the person) not work during the past week?

Valid range: 1-12

Missing value: 0

Work past year (WPSTYEAR)

(@26 1.)

Q3.4 During the past year did (the person) work for pay profit or family gain?

For example

- formal work for a salary or wage
- informal work such as making things for sale, selling things or providing a service
- work on a farm or land, whether for a wage or as part of household's farming activities
- casual work

Valid range: 1-2

When last worked (WLNGTIME)

(@27 1.)

Q3.4 How long ago was it since (the person) worked?

Valid range: 3-5

Missing value: 0

Hours worked (WHOURS)

(@28 3.)

Q3.5 How many hours did (the person) actually work during the past 7 days?

Valid range: 000-168

Missing value: 999

Hours usually worked (WHOURSW)

(@31 3.)

Q3.5 How many hours per week does (the person) usually work?

Valid range: 000-168

Missing value: 999

Like more work (WMREHOUR) (@34 1.)

Q3.6 Would (the person) like to work more hours?

Note: This question was only asked in respect of people who worked 34 hours or fewer per week

Valid range: 1-2

Missing value: 0

Time leave home (WLVEHME) (@35 4.)

Q3.7 What time does (the person) usually leave home for work?

Valid range: 0002-2400

Missing value: 0000

Time arrive work (WLVEWPLC) (@39 4.)

Q3.8 What time does (the person) usually get to his/her place of work?

Valid range: 0003-2300

Missing value: 0000

District where works (WDIST) (@43 3.)

Province where work (WPROV) (@46 1.)

Country where works (WCNTRY) (@47 2.)

Q3.9 where does (the person) work?

Note: This question provided space for write-in of town/place name, magisterial district, province and country. Where the country was South Africa, this was specified as 01.

Valid range: (See separate file for codes)

District where works: 101-931

Province where works: 1-9

Country where works: 00+01+08

Missing value: (See separate file for codes)

District where works: 999

Province where works: 0

Transport (WTPORT) (@49 2.)

Q3.10 Which is the main type of transport that (the person) uses/used to get to and from work? (main-longest distance)

Valid range: 1-12

Missing value: 00

Owner of transport (WTPRTOWN) (@51 1.)

Q3.10 Who owns this transport?

Valid range: 1-4

Missing value: 0

Type of employment (WWHOWRK) (@52 1.)

Q3.11 Who does/did (the person) work for?

Valid range: 1-3

How many employers (WEMPTOT) (@53 1.)

Q3.12 If (the person) is/was working for someone else does he/she work for: One/More than one employer?

Valid range: 1-2

Missing value: 0

Industry of employee (WFRMACT) (@54 3.)

Q3.14 What is the main activity of (the person's) firm, institution or private employer?

Note: This question was write-in and post-coded to three digits on the basis of the International Standard Industrial Classification of all Economic Activities (ISIC) 1993 (see elsewhere in documentation for codes).

Valid range: 010-990

Missing value: 090

Occupation of employee (WJOBTYP) (@57 4.)

Q3.15 What kind of work is (the person) doing at his/her main job? (the main job is where the employee spends most time)

Note: This question was write-in and post-coded to four digits on the basis of the International Standard Classification of Occupations (ISCO 88).

Valid range: 1110-9390
Missing value: 0810, 0820, 0840

Employment start date (WSTART) (@61 6.)

Q3.16 When did (the person) start working with the employer mentioned above
(State year and month)

Valid range:

Employment start year: 1910-1997

Employment start month: 1-12

Missing value:

Employment start year: 1900

Employment start month: 00

Union membership (WTRADEU) (@67 1.)

Q3.17 Is (the person) a member of a trade union?

Valid range: 1-2

Missing value: 0

Employment sector (WEMPLSEC) (@68 1.)

Q3.18 If working for someone else is this employment (main employment) in the:
formal sector or informal sector

Note : Formal sector employment is where the employer (institution, business or private individual) is registered to perform the activity. Informal sector employment is where the registration to perform the activity has not been done.

Valid range: 1-2

Missing value: 0

Income of employee (WSALAMT) (@69 6.)

Note: This question was write-in.

Time period of payment (WSALAVE) (@75 1.)

Note: 1=per day; 2=per week; 3=per month.

Average salary/pay (WHOWPAID) (@76 2.)

Q3.19 What is (the person's) total salary/pay including overtime and bonus) at the
Main job (before any deductions)

Note: This question asked both for the actual amount, for the period of payment and in
which of 14 brackets the amount fell.

Valid range:

Income of employee: 0-30001

Time period of payment: 1-3

Average salary/pay: 1-14

Missing value:

Income of employee: 999999

Average salary/pay: 00

Additional work (WSERVSLF) (@78 1.)

Q3.20 In the past 7 days or the past year, did (the person) also do any work for him/
herself, such as masking things for sale, selling things or providing a service?

Valid range: 1-2

Occupation of self-employed (WSERVTYPE) (@79 4.)

Industry of self-employed (WSERVIND) (@83 3.)

Q3.21 Describe the work (the person) does/did for him/herself

Note: The question was write-in. Occupation was post-coded to four digits on the basis of the International Standard Classification of Occupations (ISCO 88). Industry was post-coded to three digits on the basis of the International Standard Industrial Classification of all Economic Activities (ISIC) 1993 (see elsewhere in documentation for codes).

Valid range:

Occupation: 1110-9390

Industry: 010-990

Missing value:

Occupation self-employed: 0810, 0820, 0840

Industry self employed: 090

Sector (WSERVSECT) (@86 1.)

Q3.22 Now I would like to determine whether (the person's) job/business is/was Formal (registered) or informal (unregistered)... Do you consider your work/business to be formal or informal?

Note: The ellipsis indicates a paragraph which the interviewer was required to read out, Explaining different types of registration and noting that "many small businesses do not register"

Valid range: 1-2

Missing value: 0

VAT number (WVATNO)

(@87 1.)

Q3.23 Does/did (the person) have a VAT number:

Valid range: 1-2

Missing value: 0

Months of operation (WSERVPR)

(@88 2.)

Q3.24 For how many months during the past 12 months has/was (the person's) business/enterprise operated?

Valid range: 0-12

Missing value: 99

Income of self-employed (WSERVSA1)

(@90 6.)

Note: This question was write-in.

Time period of payment (WSERVSA2)

(@96 1.)

Note: 1=per week; 2=per month; 3=per year.

Average salary/pay (WSERVPAI)

(@97 2.)

Q3.25 What is/was (the person's) total income/turnover (before deducting expenses) from his/her own activities/business?

Note: This question asked both for the actual amount, for the period of payment and in which of 16 brackets the amount fell.

Valid range:

Income self-employed: 0-720000

Time period of payment: 1-16

Average salary/pay: 1-3

Missing value:

Income self-employed: 999999

Time period of payment: 00

Average salary/pay: 1-3

Expenditure on goods (WSPGDS)

(@99 6.)

Expenditure on remuneration (WSPSAL)

(@105 6.)

Other expenditure (WSPOTH)

(@111 6.)

Q3.26 How much money did (the person) spend on the following items in order to earn his/her total income during the last month that (the person) worked?

Valid range: 0-500000

Missing value: 999999

Unpaid employees (WUNPEMPL)

(@120 3.)

Paid employees (WPPEMPL)

(@117 3.)

Q3.25 How many people are/were working for (the person) (including unpaid family workers) during the last month that he/she worked?

Valid range: 0-400

Missing value: 999

Health problems related to work (WHLTHWRK)

(@123 1.)

Q3.28 Have you stayed away from work during the past 12 months due to any health problems related to your work?

Valid range: 1-2

Missing value: 0

Type of health problem (WHLTHTYP)

(@124 2.)

Q3.28 if "Yes", what was the health problem?

Valid range: 1-11

Missing value: 0

Health worse because of work (WWRSEHLT)

(@126 1.)

Q3.29 Have you stayed away from work during the past 12 months due to any health problems that became worse due to work?

Valid range: 1-2

Missing value: 0

Type of aggravated health problem (WWRSETYP)

(@127 2.)

Q3.29 if "Yes", what was the health problem?

Valid range: 1-11

Missing value: 0

Work category (WCATEGOR)

(@129 1.)

Q3.30 For what I have been told so far, I just want to make sure in which of the following categories (the person) falls

Valid range: 1-3

Missing value: 0

Acceptance of job (WACCJOB)

(@130 1.)

Q3.31 Since (the person) did not work for the past 7 days and does not have any job, if a suitable job is offered, will he/she accept it?

Valid range: 1-2

Missing value: 0

When can start work (WSTRTSOO)

(@131 1.)

Q3.31 If 'Yes', how soon can (the person) start work?

Valid range: 3-5

Missing value: 0

Time seeking work (WSEEKNG)

(@132 1.)

Q3.32 How long has (the person) been seeking work?

Valid range: 1-5

Missing value: 0

Work seeking first action (WWHFND1)

(@133 1.)

Work seeking second action (WWHFND2)

(@134 1.)

Work seeking third action (WWHFND3)

(@135 1.)

Q3.33 In the past 4 weeks, what has (the person) done to find work?

Valid range: 1-9

Missing value: 0

Any previous work (WWRKPAY)

(@136 1.)

Q3.34 Has (the person) ever worked in the past for pay, profit or family gain?

Valid range: 1-2

Missing value: 0

Previous occupation (WLSTOCC)

(@137 4.)

Q3.35 What was (the person's) last occupation (nature of work)?

Note: The question was write-in. Occupation was post-coded to four digits on the basis of the International Standard Classification of Occupations (ISCO 88).

Valid range: 1110-9390

Missing value: 0810, 0820, 0840

Reason not worked (WOCCDESC)

(@141 2.)

Q3.36 Why did (the person) not work during the past 7 days?

Valid range: 1-11

Missing value: 0

Means of support (WSUPP)

(@143 1.)

Q3.37 How does (the person) support him/herself?

Valid range: 1-9

Missing value: 0

Education level (EDUCAT)

(@144 2.)

Derived variable: Derived from Highest school standard passed and the Highest Qualification.

Valid range: Space, 1-13, 99

Values:

' ' =None

1=Grade 1 to Grade 3/ Std 1

2=Grade 4, std 2

3=Grade 5, std 3

4=Grade 6, std 4

5=Grade 7, std 5

6=Grade 8, std 6

7=Grade 9, std 7

8=Grade 10, std 8/NTC I

9=Grade 11, std 9/NTC II

10=Grade 12, std 10/NTC III

11=Certificate + Diploma with education level less than Std 10 (Grade 12)

12=Certificate + Diploma with education level of Std 10 (Grade 12)

13=Degree/Higher

99=Unspecified

Please note:

In Table 7.1, 'Level of education for population 20 years and older' of the October Household Survey, 1997 (Statistical Release P0317) that was published on 4 November 1999, persons who indicated that they have a 'Certificate + Diploma with education level of Std 10 (Grade 12)', but whose level of education was lower than Grade 12, were classified in the category 'Certificate + Diploma with education level lower than Std 10 (Grade 12)'. Similarly, persons who indicated that they have a 'Certificate + Diploma with education level lower than Std 10 (Grade 12)', but whose level of education was Grade 12, were classified in the category 'Certificate + Diploma with education level Std 10 (Grade 12)'.

Economic sector (INDUST)

(@146 1.)

Derived variable: Derived from Industry of employee or, if this is missing or not applicable, Industry of self-employed.

Valid range: 0-9

Values:

1=Industry codes 100-199 (Agriculture)

2=Industry codes 300-399 (Manufacturing)

3=Industry codes 400-499 (Utilities)

4=Industry codes 500-599 (Construction)

5=Industry codes 600-699 (Trade)

6=Industry codes 700-799 (Transport)

7=Industry codes 800-899 (Finance)

8=Industry codes 900-999 (Services)

9=Industry code 010 (Domestic Services)

0=Industry codes 090 (Unspecified or Missing) and Industry codes 200-299 (Mining)

Occupation (OCCUP)

(@147 2.)

Derived variable: Derived from Occupation of employee or, if this is missing or not applicable, Occupation of self-employed.

Valid range: 0-10

Values:

1=Occupation codes 1000-1999 (Managers)

2=Occupation codes 2000-2999 (Professionals)

3=Occupation codes 3000-3999 (Semi-professionals Technicians)

4=Occupation codes 4000-4999 (Clerks)

5=Occupation codes 5000-5999 (Salesperson and skilled service workers)

6=Occupation codes 6000-6999 (Skilled agricultural workers)

7=Occupation codes 7000-7999 (Artisans)

8=Occupation codes 8000-8999 (Operators)

9=Occupation codes 9000-9999 excluding code 9131 (Elementary, routine workers)

10=Occupation code 9131 (Domestic worker)

0=Occupation codes 0-999 (Unspecified or Missing occupation)

Missing value: 5

Official employment status (STATUS1)

(@149 1.)

Derived variable: Derived from a logical series of steps involving Worked past 7 days,

Job although absent, Work category, Reason absent from work, Acceptance of job, Time to start work, Work seeking action. SAS code is as follows:

```
STATUS1=0;
IF WWRKTYP=1 OR WWRKTYP=2 OR WWRKTYP=3 OR WCATEGOR=1
  THEN STATUS1=1;
IF WJOB7DAY=1 AND (WJOBRSN>0 AND WJOBRSN<9 AND WJOBRSN NE 5)
  THEN STATUS1=1;
IF WCATEGOR=2 AND (WJOBRSN>0 AND WJOBRSN<9 AND WJOBRSN NE 5)
  THEN STATUS1=1;
IF WJOB7DAY=1 AND (WJOBRSN=5 OR WJOBRSN>8) THEN STATUS1=2;
IF WCATEGOR=2 AND (WJOBRSN=5 OR WJOBRSN>8) THEN STATUS1=2;
IF WJOBCAT=4 THEN STATUS1=2;
IF STATUS1=2 AND (WACCJOB=2 OR WSTRTSOO>3) THEN STATUS1=0;
IF STATUS1=2 AND WWHFND1=1 THEN STATUS1=0;
```

Note: The difference between this and the following variable is that, to qualify as unemployed, a person needs to be willing to accept work within a week and have taken action to find work during the past month. If these conditions are not satisfied, the person is classified as not economically active.

Valid range: 0-2

Values:

1=Employed

2=Unemployed

0=Not economically active

Expanded employment status (STATUS2)

(@150 1.)

Derived variable: Derived from a logical series of steps involving Worked past 7 days, Job although absent, Work category, Reason absent from work, Acceptance of job, Time to start work. SAS code is as follows:

```
STATUS2=0;
IF WWRKTYP=1 OR WWRKTYP=2 OR WWRKTYP=3 OR WCATEGOR=1 THEN STATUS2=1;
IF WJOB7DAY=1 AND (WJOBRSN>0 AND WJOBRSN<9 AND WJOBRSN NE 5) THEN STATUS2=1;
IF WCATEGOR=2 AND (WJOBRSN>0 AND WJOBRSN<9 AND WJOBRSN NE 5) THEN STATUS2=1;
IF WJOB7DAY=1 AND (WJOBRSN=5 OR WJOBRSN>8) THEN STATUS2=2;
IF WCATEGOR=2 AND (WJOBRSN=5 OR WJOBRSN>8) THEN STATUS2=2;
IF WJOBCAT=4 THEN STATUS2=2;
IF STATUS2=2 AND WACCJOB=2 THEN STATUS2=0;
```

Note: See official employment status

Valid range: 0-2

Values:

1=Employed

2=Unemployed

0=Not economically active

Province (PROV)

(@151 1.)

Derived variable: First digit of a magisterial district number.

Values: See code list

Rural/urban (TYPE)

(@152 1.)

Derived variable: Enumeration area types 1-29 recorded as urban and enumeration area types 30-39 coded as rural.

Values: 1=urban; 2=rural

ALIVE (PERSWGT)

(@153 7.)

Derived variable: Weighted to 1996 population census on the basis of population group, gender, age group and province.

FLAP AND SECTION 5 (MIGRANT WORKERS) Filename: MIGRANT

NOTES:

This file only include data for households with response 1=Yes to:

Q5.1 Are there any persons who are usually regarded as members of this household, but who were away for a month or more in the last year because they are migrant workers?

(A migrant worker is someone who is absent from home for more than a month each year

to work or seek work)
For these households, there is one record for each migrant recorded for the household.

Magisterial District (MDNUMBER) (@1 3.)
FLAP Magisterial district No:
Valid range: 101-931
(See code list elsewhere in documentation)

Enumeration Area (EANUMBER) (@4 4.)
FLAP Enumerator area No:
Valid range: 0001-7952

FLAP Visiting point no (VPNUMBER) (@8 2.)
FLAP Visiting point No:
Valid range: 01-10
Note: The above three variables (nine digits) together create a unique household identifier which can be used to link the migrant's information with information in the household file.

Migrant no (MWRKSNO) (@10 1.)
SECTION 5 Column heading
Valid range: 1-6
Note 1: The first four variables (eleven digits) together create a unique migrant identifier.

Status in household (MPERSTYP) (@11 1.)
Q5.3 Is this person regarded as:
Valid range: 1-2

Gender (MGENDER) (@12 1.)
Q5.4 Gender
Valid range: 1-2

Occupation (MWRKTYP) (@13 4.)
Q5.5 What kind of work is (the person) doing as a migrant worker?
Note: Note: This question was write-in and post-coded to four digits on the basis of the International Standard Classification of Occupations (ISCO 88).
Valid range: 1110-9390
Missing value: 0810, 0820, 0830, 0840

Education (MHGHEDUC) (@17 2.)
Q5.6 What is the highest school class/standard that (the person) completed?
Note: Note: This question was write-in and post-coded using the LEVEL OF SCHOOL EDUCATION code list.
Valid range: 0-13
Missing value: 99

Certificate, diploma or degree (MCERT) (@19 1.)
Q5.7 Does (the person) have a technical or artisan certificate, diploma or degree, completed at an educational institution
Valid range: 1-3
Missing value: 0

Highest qualification (MHGHQUAL) (@20 1.)
Q5.7 If "Yes", what is the highest qualification he/she has?
Note: This question was open-ended and thus post-coded using the TERTIARY EDUCATION: LEVEL OF STUDY code list.
Valid range: 1-7
Missing value: 9

Field of study (MSTUDPFLD) (@21 2.)
Q5.7 What is (the person's) main field of study?
Note: This question was open-ended and thus post-coded using the TERTIARY EDUCATION: FIELD OF STUDY code list.
Valid range: 00-95
Missing value: 99

Money given to household (MAMTHH) (@23 6.)

Q5.8 How much money, if any, has (the person) given to this household during the past 12 months?

Valid range: 0-70000

Missing value: 999999

District in which works (MWRKDIST) (@29 3.)

Province in which works (MWRKPRV) (@32 1.)

Country in which works (MWRKCNT) (@33 2.)

Q5.9 Where does/did (the person) work?

Note: This question provided space for write-in of town/place name, magisterial district, province and country. Where the country was South Africa, this was specified as 01.

Valid range: (See separate file for codes)

District in which works: 101-931

Province in which works: 1-9

Country in which works: 01-24

Missing value: (See separate file for codes)

District in which works: 999

Province in which works: 0

Country in which works: 99

Industry (MOCCUP) (@35 3.)

Q5.10 What is the main activity of (the person's) firm, institution or private employer?

Note: This question was write-in and post-coded to three digits on the basis of the International Standard Industrial Classification of all Economic Activities (ISIC) 1993 (see elsewhere in documentation for codes).

Valid range: 010-990

Missing value: 090

Frequency of home visits (MHOME) (@38 1.)

Q5.11 How often does (the person) come home?

Valid range: 1-7

Missing value: 0

Province (PROV) (@39 1.)

Derived variable: First digit of a magisterial district number.

Values: See code list

Rural/urban (TYPE) (@40 1.)

Derived variable: Enumeration area types 1-29 recorded as urban and enumeration area types 30-39 coded as rural.

Values: 1=urban; 2=rural

Individual weight (HHWGT) (@41 7.)

Derived variable: Weighted to 1996 population census on the basis of province and stratum.

FLAP AND SECTION 6 (DEATHS) Filename: DEATHS

NOTES:

This file only include data for households with response 1=Yes to:

Q6.1 Were there any deaths in this household since 1 January 1996?

For these households, the file contains one record for each recorded death.

Magisterial District (MDNUMBER) (@1 3.)

FLAP Magisterial district No:

Valid range: 101-931

(See code list elsewhere in documentation).

Enumeration Area (EANUMBER) (@4 4.)

FLAP Enumerator area No:

Valid range: 0001-7952

<p><i>FLAP Visiting point no (VPNUMBER)</i></p> <p>FLAP Visiting point No:</p> <p>Valid range: 01-10</p> <p>Note: The above three variables (nine digits) together create a unique household identifier which can be used to link the individual's information with information in the household file.</p>	(@8 2.)
<p><i>Number of deaths (DNO)</i></p> <p>Q6.2 Number of deaths recorded.</p> <p>Valid range: 1-3</p>	(@10 1.)
<p><i>Gender of deceased (DGENDER)</i></p> <p>Q6.3 Gender</p> <p>Valid range: 1-2</p>	(@11 1.)
<p><i>Age of deceased (DAGE)</i></p> <p>Q6.4 Age (years) Not: Less than 1 year=0</p> <p>Valid range: 0-98</p> <p>Missing value: 99</p>	(@12 2.)
<p><i>Month of death (DMNTH)</i></p> <p>Q6.5(a) Give month of death since 1/1/95</p> <p>Valid range: 1-12</p> <p>Missing value: 99</p>	(@14 2.)
<p><i>Year of death (DYEAR)</i></p> <p>Q6.5(b) Give year since 1/1/95 of death</p> <p>Valid range: 96-97</p> <p>Missing value: 99</p>	(@16 2.)
<p><i>Death registration (DREGIS)</i></p> <p>Q6.6 Was the death registered?</p> <p>Valid range: 1-2</p>	(@18 1.)
<p><i>Reason not registered (DREGRSN)</i></p> <p>Q6.7 If not registered, why?</p> <p>Valid range: 1-3</p> <p>Missing value: 0</p>	(@19 1.)
<p><i>Cause of death (DCAUSE)</i></p> <p>Q6.8 Indicate whether the death was due to: options provided are</p> <p>1=Natural causes</p> <p>2=Accident</p> <p>3=Violence</p> <p>4=Other</p> <p>Valid range: 1-4</p> <p>Missing value: 0</p> <p>Values: 1=urban; 2=rural</p>	(@20 1.)
<p><i>Province (PROV)</i></p> <p>Derived variable: First digit of a magisterial district number.</p> <p>Values: See code list</p>	(@21 1.)
<p><i>Rural/urban (TYPE)</i></p> <p>Derived variable: Enumeration area types 1-29 recorded as urban and enumeration area types 30-39 coded as rural.</p>	(@22 1.)
<p><i>Individual weight (HHWGT)</i></p> <p>Derived variable: Weighted to 1996 population census on the basis of province and stratum.</p>	(@23 7.)

FLAP AND SECTION 7 (MIGRATION OF HEAD) Filename: MIGRATIO

NOTES:

This section was only completed for the Head/Acting head of the household.

This file only include data for households with response 2=No to: Q7.1Have you lived here since birth?

For these households, the file contains four records for each household.

Magisterial District (MDNUMBER) (@1 3.)

FLAP Magisterial district No:

Valid range: 101-931

(See code list elsewhere in documentation).

Enumeration Area (EANUMBER) (@4 4.)

FLAP Enumerator area No:

Valid range: 0001-7952

FLAP Visiting point no (VPNUMBER) (@8 2.)

FLAP Visiting point No:

Valid range: 01-10

Note: The above three variables (nine digits) together create a unique household identifier which can be used to link the individual's information with information in the household file.

Residence (HRESDTYP) (@10 1.)

Q7.2 Present residence

Q7.3 Previous residence (before 7.2)

Q7.4 Previous residence (before 7.3)

Q7.4 Residence at birth

Valid range: 1-4

The following variables are the same for everyone of the mentioned residence type:

Name of place (HTOWN) (@11 7.)

Note: This question was write-in and post-coded to seven digits using the PLACE NAME code list.

Valid range: 1010001-9310157

Missing value:: 9999999

Magisterial district (HDIST) (@18 3.)

Note: This question was write-in and post-coded to three digits using the MAGISTERIAL DISTRICT code list.

Valid range: 101-931

Missing value: 999

Province (HPROV) (@21 1.)

Note: This question was write-in and post-coded to three digits using the PROVINCE code list.

Valid range: 1-9

Missing value: 0

Country (HCNTRY) (@22 2.)

Note: This question was write-in and post-coded to three digits using the COUNTRY code list.

Valid range: 00-75

Missing value: 99

Type of place (HPLCTYP) (@24 1.)

Note: Although this is a pre-coded question, the option was written for each type of residence.

Valid range: 1-7

Missing value: 0

Date of arrival (HARRDATE) (@25 4.)

Note: This question was write-in, if the residence was also the birth place it was recorded as such by the Fieldworker as 'BIRTH'.

Valid range: 1900-1997 and BIRT
Missing value: 1999

Main reason for leaving previous residence (HRSNPLC) (@29 1.)

Note 1: Although this is a pre-coded question, the option was written for each type of residence.

Note 2: If the residence was also the birth place, the reason for leaving previous residence is not applicable and therefor 'blank'

Valid range: 1-9

Missing value: 0

Province (PROV) (@30 1.)

Derived variable: First digit of a magisterial district number.

Values: See code list

Rural/urban (TYPE) (@31 1.)

Derived variable: Enumeration area types 1-29 recorded as urban and enumeration area types 30-39 coded as rural.

Values: 1=urban; 2=rural

Individual weight (HHWGT) (@32 7.)

Derived variable: Weighted to 1996 population census on the basis of province and stratum.

FLAP AND SECTION 8 (DOMESTIC WORKERS) Filename: DOMESTIC

NOTES:

This file only include data for households with response 1=Yes to:

Q8.1 Did this household make use of a domestic worker during the past month?

For these households, the file contains one record for each household recording at least one domestic worker. It is *not* the average per worker where more than one is employed.

All hour and rand amounts are monthly

Magisterial District (MDNUMBER) (@1 3.)

FLAP Magisterial district No:

Valid range: 101-931

Enumeration Area (EANUMBER) (@4 4.)

FLAP Enumerator area No:

Valid range: 0001-7952

FLAP Visiting point no (VPNUMBER) (@8 2.)

FLAP Visiting point No:

Valid range: 01-10

Note: The above three variables (nine digits) together create a unique household identifier which can be used to link the individual's information with information in the household file.

Type of domestic workers (DWWRKTYP) (@10 1.)

Q8.2 Type of domestic workers

Valid range: 1-6

Number of domestic workers (DWWRKSTO) (@11 2.)

Q8.2 Number of domestic workers

Valid range: 01-60

Missing value: 99

Hours worked (DWHRSTOT) (@13 3.)

Q8.2 Total number of hours usually worked per month

Valid range: 1-960
Missing value: 999

Cash wage (DWWGETOT) (@16 5.)

Q8.2 Cash wage, including transport allowance

Valid range: 0-45000

Missing value: 99999

Contributions to funds (DWPERFND) (@21 5.)

Q8.2 Contributions to personnel funds (such as pension and medical aid)

Valid range: 7-1000

Missing value: 99999

Free food (DWFRFOOD) (@26 5.)

Q8.2 Estimated value of free food

Valid range: 5-8000

Missing value: 99999

Accommodation (DWFRSTAY) (@31 5.)

Q8.2 Estimated value of free accommodation

Valid range: 7-8400

Missing value: 99999

Free other (DWFROTH) (@36 5.)

Q8.2 Free clothing, health care etc

Valid range: 2-2000

Missing value: 99999

Province (PROV) (@41 1.)

Derived variable: First digit of a magisterial district number.

Values: See code list

Rural/urban (TYPE) (@42 1.)

Derived variable: Enumeration area types 1-29 recorded as urban and enumeration area types 30-39 coded as rural.

Values: 1=urban; 2=rural

Individual weight (HHWGT) (@43 7.)

Derived variable: Weighted to 1996 population census on the basis of enumeration area type, population group, province and what else?

FLAP, SECTION 9 (HOUSEHOLDS) Filename: HOUSE

Magisterial District (MDNUMBER) (@1 3.)

FLAP Magisterial district No:

Valid range: 101-931

(See code list elsewhere in documentation)

Enumeration Area (EANUMBER) (@4 4.)

FLAP Enumerator area No:

Valid range: 0001-7952

FLAP Visiting point no (VPNUMBER) (@8 2.)

FLAP Visiting point No:

Valid range: 01-10

Note: The above three variables (nine digits) together create a unique household identifier which can be used to link the individual information in other files with information in the household file.

Population group (PRACE1) (@10 1.)

FLAP D How would (the person) describe himself/herself? This variable is only for the Head of the household

Valid range: 1-6

<i>No of dwellings (HHDWEL)</i>	(@11 1.)
Q9.1 How many dwellings does this household occupy on this particular site?	
Valid range: 1-5	
Missing value: 0	
<i>Type of dwelling (HHDWTYP)</i>	(@12 2.)
<i>Type of dwelling (HHDWTYP2)</i>	(@14 2.)
Q9.2 Indicate the type of main dwelling and other dwelling(s) that the household occupies?	
Note:	
Valid range: 1-11	
Missing value: 00	
<i>Main roof material (HHROOF)</i>	(@16 2.)
Q9.3 What is the main material used for the roof of the (main) dwelling?	
Valid range: 2-9; 11+12	
Missing value: 00	
<i>Main wall material (HHWALLS)</i>	(@18 2.)
Q9.3 What is the main material used for the walls of the (main) dwelling?	
Valid range: 1-8; 10-12	
Missing value: 00	
<i>Number of rooms (HHROOMS)</i>	(@20 2.)
Q9.4 What is the total number of rooms in the dwelling(s) that the household occupies?	
Note: Rooms excludes bathrooms and toilets.	
Valid range: 1-61	
Missing value: 99	
<i>Ownership (HHOWNDWE)</i>	(@22 1.)
Q9.5 If this dwelling (main dwelling, if more than one) owned by the household (even if not yet fully paid)?	
Valid range: 1-2	
Missing value: 0	
<i>Payment of rent (HHRENT)</i>	(@23 1.)
Q9.6 If the dwelling(s) is/are not owned by the household, are you required to pay rent for the dwelling(s)?	
Valid range: 1-2	
Missing value: 0	
<i>Rent amount (HHRAMT)</i>	(@24 6.)
Q9.7 What was the rent that was charged last month?	
Valid range: 0-150000	
Missing value: 999999	
<i>Rent subsidised (HHRSUBS)</i>	(@30 1.)
Q9.8 Is the rent subsidised?	
Valid range: 1-3	
Missing value: 0	
<i>Rent with furniture (HHRFURN)</i>	(@31 1.)
Q9.9 Do you rent this dwelling with or without furniture?	
Valid range: 1-2	
Missing value: 0	
<i>Dwelling owner (HHWHOOWN)</i>	(@32 1.)
Q9.10 Is the dwelling owned by: (options specified)	
Valid range: 1-5	
Missing value: 0	
<i>Ownership form (HHOWNSHP)</i>	(@33 1.)
Q9.11a Since this dwelling is owned by the household, is this ownership:	

(options specified)

Valid range: 1-3

Missing value: 0

Sectional title levy (HHLEVY)

(@34 6.)

Q9.11b If 'Sectional title', what was the levy paid last month?

Valid range: 0-9997

Missing value: 999999

Bond payment (HHBOND)

(@40 1.)

Q9.12 Is this household presently paying off a bond on the dwelling(s)?

Valid range: 1-2

Missing value: 0

Bond amount (HHBNDAMT)

(@41 6.)

Q9.12b If 'Yes', how much did you pay last month?

Valid range: 0-90000

Missing value: 999999

Main water source (HHWATER)

(@47 2.)

Q9.13 What is this household's main source of water?

Valid range: 1-12

Missing value: 00

Distance from water source (HHWFAR)

(@49 1.)

Q9.14 If the water source is outside the dwelling(s), how far is the water source from the dwelling(s)?

Valid range: 1-5

Not applicable if water on site: 6

Not applicable if water in dwelling: blank space

Missing value: 0

Payment for water (HHWPAYS)

(@50 1.)

Q9.15 Does the household have to pay for its water?

Valid range: 1-3

Missing value: 0

The amount paid for water (HHWAMT)

(@51 1.)

Q9.16 If the household has to pay for its water: How much does the household pay?

Valid range: 1-3

Missing value: 0

Main energy source for cooking (HHCOOK)

(@52 1.)

Q9.17 What is the main source of energy/fuel for this household – cooking?

Valid range: 1-5; 7-9

Missing value: 0

Main energy source for heating (HHHEAT)

(@53 1.)

Q9.17 What is the main source of energy/fuel for this household – heating?

Valid range: 1-5; 7-9

Missing value: 0

Main energy source for lighting (HHLIGHT)

(@54 1.)

Q9.17 What is the main source of energy/fuel for this household – lighting?

Valid range: 1-3; 6 and 8 and 9

Missing value: 0

Main source of wood (HHWOOD)

(@55 1.)

Q9.18 If wood is the main source of fuel for the household (for either cooking or heating or both), from where does the household get its wood? Indicate the main source.

Valid range: 1-6

Missing value: 0

Wood sufficiency (HHWOBTAI) (@56 1.)

Q9.19 Is the wood obtained enough for normal household purposes?

Valid range: 1-4

Missing value: 0

Payment for wood (HHWPAY) (@57 1.)

Q9.20 Does the household have to pay for the wood?

Valid range: 1-3

Missing value: 0

Fetching wood (HHWFTCH) (@58 1.)

Q9.21 Does the household have to fetch wood?

Valid range: 1-2

Missing value: 0

Distance from wood (HHWDFAR) (@59 1.)

Q9.22 How far is the wood if it has to be fetched?

Valid range: 1-5

Missing value: 0

Toilet in dwelling (HHTOILDW) (@60 1.)

Toilet on site (HHTONSIT) (@61 1.)

Toilet off site (HHTOFSIT) (@62 1.)

Q9.23 What type of toilet facility is available for this household?

Note: Only one code could be circled, and thus only one of the three codes is applicable, for each household. Households with no toilet, or none of the specified types, are indicated by code 5 for toilet off site.

Valid range:

Toilet in dwelling: 1

Toilet on site: 1-5

Toilet off site: 1-7

Missing value: 0

Shared toilet (HHTSHR) (@63 1.)

Q9.24 Is the toilet facility shared with other households?

Valid range: 1-2

Missing value: 0

Distance from toilet (HHTFAR) (@64 1.)

Q9.25 If the toilet is not in the dwelling, how far is the nearest toilet facility to which the household has access?

Valid range: 1-4

Missing value: 0

Removal of bucket toilet (HHTBCKRM) (@65 1.)

Q9.26 If the facility is a bucket toilet, how frequently is it removed?

Valid range: 1-4

Missing value: 0

Refuse disposal (HHREFUSE) (@66 1.)

Q9.27 How is the refuse or rubbish of this household disposed of?

Valid range: 1-8

Missing value: 0

Cellular telephone (HHCELLPH) (@67 1.)

Q9.28 Does anyone in this household have a cellular telephone?

Valid range: 1-2

Missing value: 0

Telephone in dwelling (HHPHONE) (@68 1.)

Q9.29 Is there a telephone in this dwelling? (Please DO NOT include cellular telephones)

Valid range: 1-2

Missing value: 0

Distance from telephone (HHPHDIST) (@69 1.)

Q9.30 If there is no telephone in the dwelling(s), how many minutes do you have to Travel to the nearest telephone you can use (by your usual means of transport)?

Valid range: 1-6

Missing value: 0

Neighbourhood safety (HHSAFENG) (@70 1.)

Q9.31 How safe do you feel living in the neighbourhood where you live?

Valid range: 1-4

Missing value: 0

Dwelling safety (HHSAFEDW) (@71 1.)

Q9.32 How safe do you feel in the dwelling where you live?

Valid range: 1-4

Missing value: 0

Change in safety (HHSPAST) (@72 1.)

Q9.33 Do you feel safer, about the same, or less safe than you felt a year ago?

Valid range: 1-3

Missing value: 0

Victim of burglaries etc. (HHHBREAK) (@73 1.)

Q9.34 In the past 12 months, has this household experienced any burglaries, Robberies or housebreaking?

Valid range: 1-2

Missing value: 0

Victim of murder (HHMURD) (@74 1.)

Q9.35 During the past 12 months, has anyone been murdered while he/she was a member of this household?

Valid range: 1-2

Missing value: 0

Street lighting (HHSTRLGH) (@75 1.)

Q9.36 Do you have any street lighting where you live?

Valid range: 1-2

Missing value: 0

Afford to feed children (HHNOFOOD) (@76 1.)

Q9.37 In the past year, was there ever a time when you could not afford to feed the children in the household?

Valid range: 1-2

Not applicable (no children): 3

Missing value: 0

Satisfaction with life (HHLIVING) (@77 1.)

Q9.38 Taking everything into account, how satisfied is this household with the way it lives these days?

Valid range: 1-5

Missing value: 0

Things compared with previous year (HHTHINGS) (@78 1.)

Q9.39 Compared to one year ago, how would you say things are for this household?

Valid range: 1-3

Missing value: 0

Total expenditure: (HHSPAMT) (@79 6.)

Q9.40 How much money did this household spend in total, on all items (including food, clothing, housing, transport, medical care, etc), during the past month?

Valid range: 2-300000

Missing value: 999999

Food expenditure: (HHFDAMT) (@85 6.)

Q9.41 How much did the household spend on food during the past month?

Valid range: 1-71800

Missing value: 999999

Unusual purchase past month: (HHPRCHMT) (@91 1.)

Q9.42 Were there any unusual cash purchases (e.g. care, fridge, furniture, etc.) during the past month?

Valid range: 1-2

Unusual purchase past year: (HHPRCHYR) (@92 1.)

Q9.42 Were there any unusual cash purchases (e.g. care, fridge, furniture, etc.) during the past year?

Note: The questionnaire did not indicate whether the past month was included in the last year for the purpose of this and the following question. In terms of amount, in particular, it is not clear whether the annual amount includes the past month's amount.

Valid range: 1-2

Unusual amount past month: (HHCAMTM) (@93 6.)

Q9.43 If there were any unusual cash purchases during the past month, how much did the household spend on them all together?

Valid range: 9-350000

Missing value: 999999

Unusual amount past year: (HHCAMTY) (@99 6.)

Q9.43 If there were any unusual cash purchases during the past year, how much did the household spend on them all together?

Note: See Unusual purchase last year

Valid range: 11-777000

Missing value: 999999

Usual medical help (HHMEDPBL) (@105 1.)

Q9.44 If anyone in this household gets ill or injured and decides to seek medical help, where do they usually go first?

Valid range: 1-8

Missing value: 0

Distance from medical help (HHHSPFAR) (@106 1.)

Q9.45 How far is the hospital/clinic/doctor/traditional healers where the household members usually go?

Valid range: 1-5

Missing value: 0

Time to get to medical help (HHHSPTME) (@107 1.)

Q9.46 How long does it usually take to get there?

Valid range: 1-5

Missing value: 0

Transport to health facility (HHHSPTPR) (@108 1.)

Q9.47 What means of transport do the members of this household mainly use to get to the health facility? (mainly = longest distance)

Valid range: 1-7

Missing value: 0

District of health facility (HHDISTH) (@109 3.)

Province of health facility (HHPROVH) (@112 1.)

Q9.48 Where is this health care person/facility where household members usually go?

Note: Questionnaire asked for place name, magisterial district and province but only the latter two appear on the data file

Valid range (See separate file for codes):

District of health facility: 101-931

Province of health facility: 1-9

Missing values:

District of health facility: 999

Province of health facility: 0

Distance of social welfare (HHWELFAR) (@113 1.)

Q9.49 How far is the nearest social welfare service point?

Valid range: 1-4

Missing value: 0

Person(HHRESP) (@114 2.)

Q9.50 Whether person is main respondent for household

Valid range: 1-19

Missing value: 99

Number of persons in the household(SPERSN) (@116 2.)

Total number of persons for each household as recorded on the FLAP.

Number of persons aged 15+ in household (SOVER15) (@118 2.)

Total number of persons aged 15 years and older for each household as recorded on the FLAP.

Number of employed in household (STATUS1) (@120 2.)

Total number of employed persons for each household as recorded in section 3.

Number of migrant workers in household (SMIGW) (@122 2.)

Total number of migrant workers for each household as recorded in section 5.

Number of mothers in the household (SWOMEN) (@124 2.)

Total number of woman/women in the household for whom births was recorded in section 2.

Number of births in the household (SCHILD) (@126 2.)

Total number of births for each household as recorded in section 2.

Number of deaths in the household (SDEATH) (@128 2.)

Total number of deaths for each household as recorded in section 6.

Province (PROV) (@130 1.)

Derived variable: First digit of a magisterial district number

Values: See code list

Rural/urban (TYPE) (@131 1.)

Derived variable: Enumeration area types 1-29 recorded as urban and enumeration area types 30-39 coded as rural.

Values: 1=urban; 2=rural

Individual weight (HHWGT) (@132 7.)

Derived variable: Weighted to 1996 population census on the basis of province and stratum.