

A map of Papua New Guinea and its surrounding regions. The map shows the main island of New Guinea, with New Britain to the northeast and Bougainville to the east. Key locations labeled include Port Moresby, Lae, Mt. Wilhelm, Rabaul, and Daru. Surrounding areas include Indonesia to the west, Australia to the south, and the Bismarck Archipelago, Admiralty Islands, and Lonsdale Archipelago to the north and east. The Gulf of Papua and Torres Strait are also labeled. The text 'PAPUA NEW GUINEA' is repeated in large, semi-transparent letters across the map.

# **PAPUA NEW GUINEA**

## **Household Income**

## **and**

## **Expenditure Survey**

### **2009**

# **Planning to collect high quality data**

Household Income and Expenditure Survey (HIES) 2009

# Sampling

## Scientific Sampling

### ✓ 4,320 households all around PNG

- Metropolitan: 864 households (648 in Port Moresby and 216 in Lae)
- Other Urban: 1,080 households  
(216 in the South, 216 in the Highlands, 432 in Momase and 216 in the Islands)
- Rural: 2,376 households  
(432 in the South, 864 in the Highlands, 648 in Momase and 432 in the Islands)
- Within each stratum, the sample is to be selected in two stages, with Census Units (CUs) in the first stage and households in the second stage.

Household Income and Expenditure Survey (HIES) 2009

# Fieldwork

## Fieldwork

### ✓ Based on the idea of mobile field-teams:

1. There will be 20 teams working during the 12-months survey period.
2. Team Composition:
  - 1 x supervisor
  - 3 x interviewers
  - 1 x data entry operator
3. In 1 month, each interviewer will complete 6 households.
4. One field-team will complete 18 questionnaires in a month = 216 households in 12 months.
5. Twenty field-teams will then complete all the 4,320 households in the sampling.

# CAFE

## CAFE

### ✓ **Computed Assisted Field Editing**

1. **Data Entry is integrated to fieldwork**
2. **Operator enters the household's data while the field-team is still in the area**
3. **Data Entry Program produces listing of inconsistencies for each household**
4. **The interviewers must return to the household and correct the inconsistencies**

# What happens when fieldwork is poor?

- A long and frustrating process of “data cleaning” becomes unavoidable

The data loses its policy-making relevance

- Data quality is not guaranteed

The process converges (at best) to databases that are *internally consistent*

- The process entails a myriad of decisions, generally undocumented

Users mistrust the data

# Questionnaires

# Household Income and Expenditure Survey (HIES) 2009

## Questionnaires

### **FORM A: HOUSEHOLD CONTROL**

Household roster, household stock, main meals at the household, interviewer control checks.

### **FORM B: HOUSEHOLD SCHEDULE**

Education, Health, Housing, Non-food consumption, Transfers, Dispute Resolution, Anthropometrics and Family business

### **FORM C: PERSONAL SCHEDULE, every person 15 years and over:**

Employment, Work search, Other income, Money given and loaned and money borrowed, Household's decisions and Security


### **FORM D: PERSONAL DIARY, every person 15 years and over:**

Goods and services bought, production at home, Money, goods and services given/received

### **COMMUNITY QUESTIONNAIRE, completed by the supervisor**

# One field-team


# One field-team and its tools





**Supervisor**

**Interviewers**


**Data entry  
operator**



**Questionnaires**



**Driver**




**Guard**

DAYS 1 and 2

**The field-team arrives at the selected Census Unit and gets installed**



One CU



**The field team must do a complete listing of all households in the CU**


**DAYS 3 and 4**

**One CU**



DAY 5

**With the complete listing of the CU, the supervisor will randomly select eighteen (18) households, 6 per each interviewer**



**DAYS 6, 7 and 8**

**Each Interviewer visits each of the 6 households, in order to present him/her self and complete the Household Roster**




## **DAYS 6, 7 and 8**

**As we will see in detail later, during the first visits you will have to:**

- 1. Complete Household Roster**
- 2. Complete Household's stock. First visit**
- 3. Complete Main meals at the household. First visit**
- 4. Distribute and Explain Personal Diaries**
- 5. Complete Consumption & expenditure**

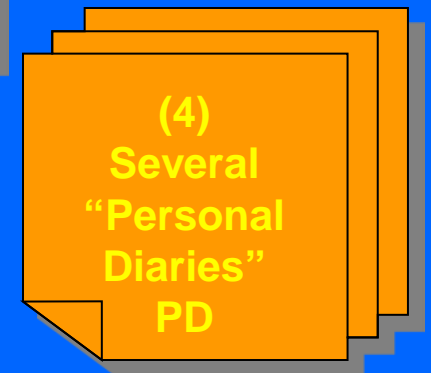
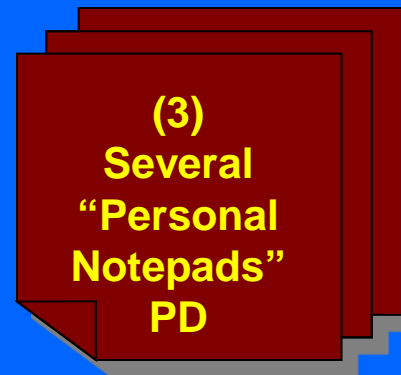
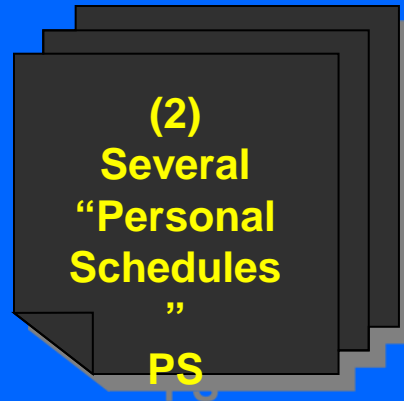
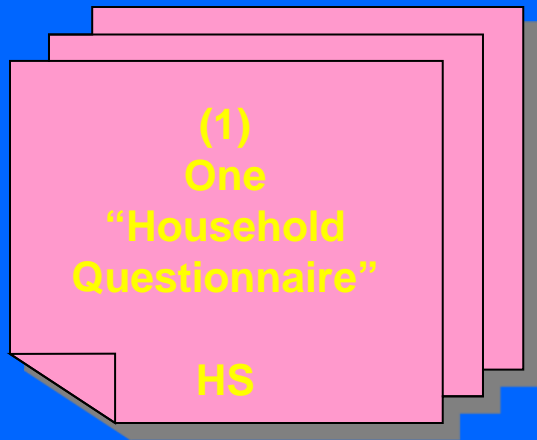
# One household

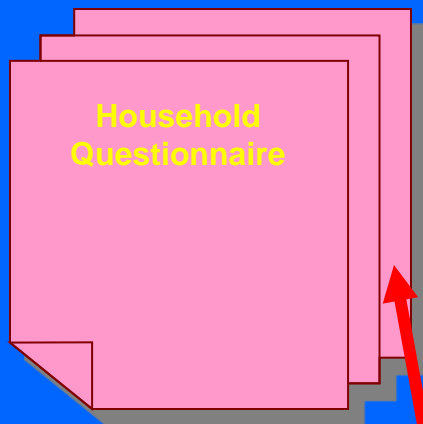


HEAD


SPOUSE

# One household




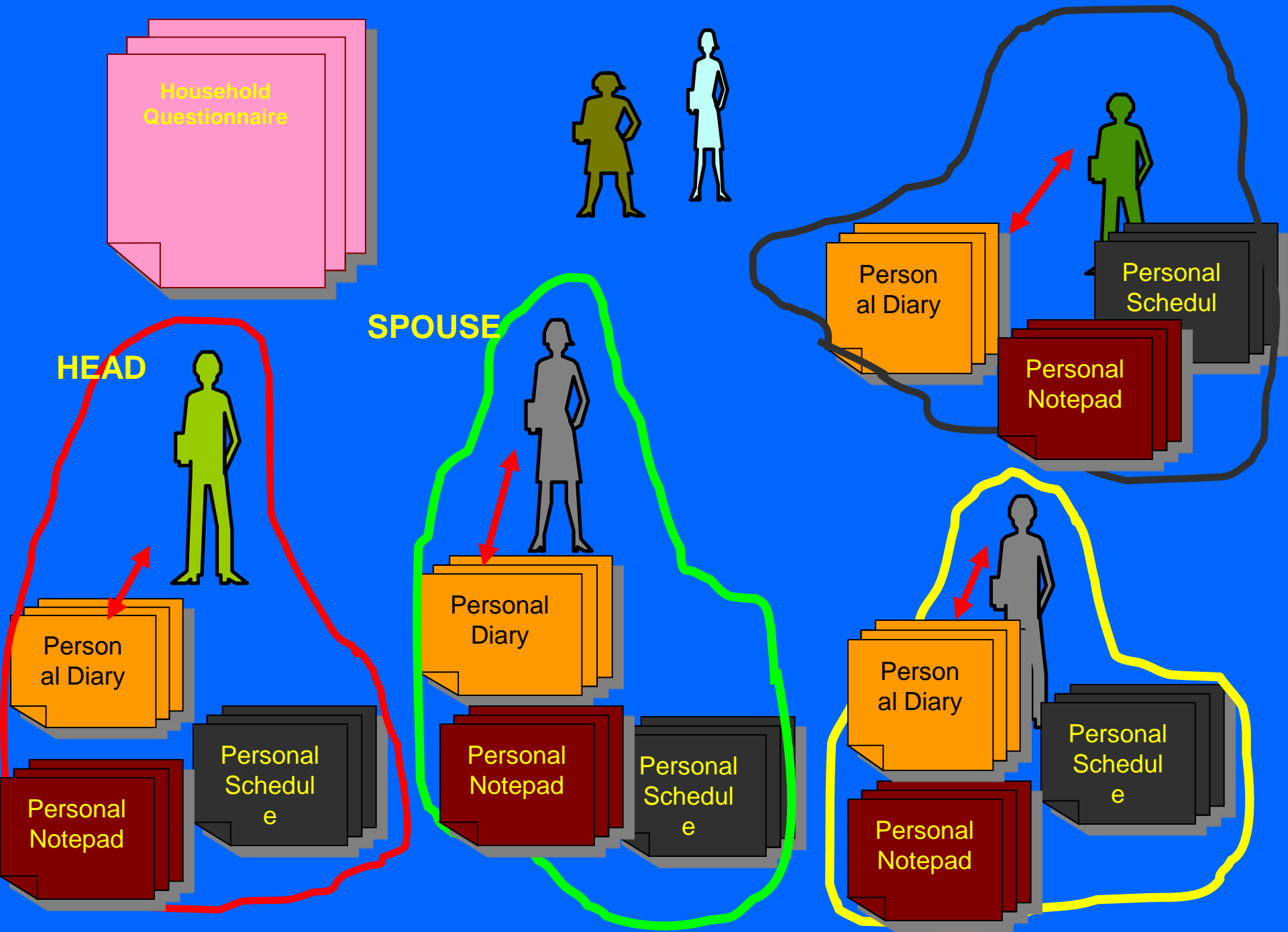


**SPOUSE**



**HEAD**





## **Days 8 to 22**

- 1. Each adult household member (15 yrs and above) completes the personal notepad, every day**
- 2. The interviewer visits the 6 households in order to do the following:**
  - a) Review and update each Personal Diary**
  - b) Complete Personal Schedules**
  - c) Complete other sections of Household Questionnaire**
  - d) Correct inconsistencies found by the data entry program**

## **Days 23 and 24**

**The interviewer's final visit to the 6 households consists of:**

- 1. Correcting final inconsistencies found by the data entry program**
- 2. Collecting the Personal Notepads.**
- 3. Collecting closing stock (household stock).**
- 4. Thanking the household for their participation in the HIES. Presenting the household gift.**

**Thank you.....have a nice day!**