

Name : Signature :

Date : Designation :

Telephone No. : Fax No. :

E-mail :

Tel No. : 011 - 2676196, 011 - 2676195
Fax No. : 011 - 2676194
E-mail : industries@statistics.gov.lk

Remarks

Particulars	Field follow-up carried out by	Checked in the field by	Edited & Coded in the office by	Data entry in the Office by	Supervised in the Office by
Name					
Designation					
Signature					
Date					

CONFIDENTIAL
This information is sought under the Statistics Ordinance as amended in 2000. Individual information will be treated as **strictly confidential**.

Reference No.															

1. Name of Establishment / Proprietor :

2. Address or location of Establishment :

3. Telephone Number :

4. This Establishment is a, (tick the appropriate cage)

(a) Head office & factory No other office
(single unit)

(b) Head office & factory
(Other factories are somewhere else)

(c) Factory only

(Head office or other factories are
somewhere else)

(d) Head office only

5. If factory only, give address and telephone number of Head Office

Telephone No. :

6. Province & District :	7. D.S. Division :
--------------------------------	--------------------------

8. G.N. Division :				9. MC/UC/PS :		
--------------------------	--	--	--	---------------------	--	--

10. Ward/Village/Estate :

11. Sector : (Circle the appropriate number)

1. Private

2. Board of Investment

3. Government Departmental Establishment

4. Corporation or Board

5. Government Owned Business Undertaking

12. Description of Industry :

13. Year of Commencement of commercial operation of the establishment :

14. Type of legal organization : (Circle the appropriate number)

1. Individual ownership

2. Partnership

3. Private Limited Liability Co.

4. Public Limited Liability Co.





5. Co-operative Society

6. State Corporation

7. Other (Specify)

15. Capacity, Products moved out (shipments), stocks of finished goods, Purchases and Stocks of Raw Materials

For office use only	Description of commodities produced	Unit of measurement	Production capacity	Total products moved out of the establishment in 2005		Of which exports in 2005 Quantity	Stocks of finished goods				For office use only	Value of Raw materials and Packing Materials etc.			
				Quantity	Value (at Producers Price) Rs.		As at 01.01.2005		As at 31.12.2005			Description of Item	Imported Rs.	Indigenous Rs.	Total Rs.
							Quantity	Value Rs.	Quantity	Value Rs.					
I	II	III	IV	V	VI	VII	VIII	IX	X	XI	XII	XIII	XIV	XV	XVI
	1											1. Value of raw materials and packing materials etc. Purchased in 2005			
	2														
	3														
	4														
	5											2. Value of stocks as at 01.01.2005			
	6														
	7														
	8														
	9 Other Products											3. Value of stocks as at 31.12.2005			
	10 Total														
	11 Semi-Finished Goods											For office use only			

	16. Receipt from Industrial Services Rendered to Others (Rs.)			17. Cost of Industrial Services done by others for your Establishments (Rs.)	
--	---	---	--	--	---

18. Fuel, Electricity & Water Consumed

Fuel, Electricity & Water Consumed 2005	
Category	Value Rs.
I	II
1. Firewood	
2. Coal & Charcoal	
3. Petrol	
4. Diesel	
5. Furnace Oil	
6. Kerosene Oil	
7. L.P. Gas	
8. Electricity	
9. Water	
10. Other Fuel	
Total	

19. Fixed Capital Assets

Fixed Capital Assets - 2005			
Category	* Book Value at the beginning of the year Rs.	** Gross Additions during the year Rs.	Depreciation during the year Rs.
I	II	III	IV
1. Land			
2. Buildings and other constructions			
3. Machinery and other equipment			
4. Transport equipment			
Total			

* Less depreciations and assets retired or sold out.

** Less assets sold out during the year.

20. Employment and earnings

(20.1) National

Employment and Earnings - 2005					
Persons engaged		Male No.	Female No.	Total No.	Wages & Salaries Rs.
I		II	III	IV	V
1. Operatives	(a) Skilled				
	(b) Unskilled				
2. Other employees	(a) Administrative/ Managerial				
	(b) Technical / Supervisory				
	(c) Clerical and related				
	(d) Other				
3. Working Proprietors & Active Partners					
4. Unpaid Family Workers					
Total					

(20.2) Non Nationals

Persons engaged No.	Of which employees No.	Salaries and Wages Rs.
I	II	III