

**THE FEDERAL DEMOCRATIC REPUBLIC OF ETHIOPIA
CENTRAL STATISTICAL AUTHORITY**

**REPORT ON LARGE AND MEDIUM SCALE
MANUFACTURING AND ELECTRICITY
INDUSTRIES SURVEY**

JUNE 1997

**ADDIS ABABA
OCTOBER, 1997**

178

STATISTICAL BULLETIN

178

PREPARED AND PRINTED BY
CENTRAL STATISTICAL AUTHORITY
P.O. BOX 1143 ADDIS ABABA
Tel. 55-30-11

CONTENTS

	<u>PAGE NO.</u>
LIST OF TABLES ..	(II)
LIST OF FIGURES	(IX)
ABBREVIATIONS	(X)
PART I. INTRODUCTION AND OBJECTIVES OF THE SURVEY	
1. INTRODUCTION	1
2. OBJECTIVES OF THE SURVEY	3
PART II. SURVEY METHODOLOGY, DATA COLLECTION AND PROCESSING	
1. SCOPE, COVERAGE AND CONTENT	4
2. BASIC CONCEPTS AND DEFINITIONS	5
3. TRAINING OF FIELD STAFF	11
4. METHOD OF DATA COLLECTION AND FIELD ORGANIZATION	11
5. DATA PROCESSING	13
a. EDITING, CODING AND VERIFICATION	13
b. DATA ENTRY, CLEANING AND TABULATION	13
PART III. SUMMARY OF THE MAJOR FINDINGS OF THE SURVEY	15
PART IV. STATISTICAL TABLES ON LARGE AND MEDIUM SCALE MANUFACTURING INDUSTRIES, 1995/96 (1988 E.F.Y.)	41
PART V. STATISTICAL TABLES ON TIMES SERIES DATA OF LARGE AND MEDIUM SCALE MANUFACTURING INDUSTRIES, 1991/92 - 1995/96 (1984 - 1988 E.F.Y.)	165
PART VI. STATISTICAL TABLES ON ELECTRICITY INDUSTRIES, 1991/92 - 1995/96 (1984 - 1988 E.F.Y.)	203
ANNEX: SURVEY QUESTIONNAIRE	209

LIST OF TABLES

PART III SUMMARY OF SELECTED SURVEY RESULTS

<u>TABLE NO.</u>	<u>PAGE NO.</u>
SUMMARY TABLE 3.1	
DISTRIBUTION OF LARGE AND MEDIUM SCALE MANUFACTURING INDUSTRIES BY REGIONAL STATES AND INDUSTRIAL GROUP - PUBLIC AND PRIVATE.....	18
SUMMARY TABLE 3.2	
NUMBER OF PERSONS ENGAGED BY INDUSTRIAL GROUP - PUBLIC AND PRIVATE.....	20
SUMMARY TABLE 3.3	
NUMBER OF EMPLOYEES BY INDUSTRIAL GROUP - PUBLIC AND PRIVATE.....	21
SUMMARY TABLE 3.4	
RATIO OF MAJOR INDICATORS - PUBLIC AND PRIVATE.....	22
SUMMARY TABLE 3.5	
RATIO OF IMPORTED TO TOTAL RAW MATERIAL COSTS BY INDUSTRIAL GROUP - PUBLIC AND PRIVATE.....	23
SUMMARY TABLE 3.6	
PERCENTAGE DISTRIBUTION OF VALUE ADDED BY INDUSTRIAL GROUP - PUBLIC AND PRIVATE.....	25
SUMMARY TABLE 3.7	
RATIO OF COST OF ENERGY CONSUMED TO TOTAL INDUSTRIAL COST BY INDUSTRIAL GROUP - PUBLIC AND PRIVATE.....	26
SUMMARY TABLE 3.8	
RATIO OF VALUE ADDED TO GROSS VALUE OF PRODUCTION BY INDUSTRIAL GROUP - PUBLIC AND PRIVATE.....	28

TABLE NO.**PAGE NO.****SUMMARY TABLE 3.9**

PERCENTAGE DISTRIBUTION OF ESTABLISHMENTS BY FIRST
MAJOR REASON FOR NOT BEING FULLY OPERATIONAL AND

INDUSTRIAL GROUP - PUBLIC AND PRIVATE.....29

SUMMARY TABLE 3.10

PERCENTAGE DISTRIBUTION OF ESTABLISHMENTS BY TYPE
OF FIRST MAJOR OPERATIONAL PROBLEM FACED

AND INDUSTRIAL GROUP - PUBLIC AND PRIVATE.....31

SUMMARY TABLE 3.11

PERCENTAGE DISTRIBUTION OF ESTABLISHMENTS BY
FIRST REASON FOR NOT WORKING AT FULL CAPACITY AND
INDUSTRIAL GROUP - PUBLIC AND PRIVATE..... 32

**PART IV. STATISTICAL TABLES ON LARGE AND MEDIUM SCALE
MANUFACTURING INDUSTRIES, 1995/96 (1988 E.F.Y.)**

TABLE NO.**PAGE NO.**

4.1	COVERAGE OF THE SURVEY	43
4.2	INITIAL CAPITAL OF REPORTING ESTABLISHMENTS BY SOURCE OF OWNERSHIP AND INDUSTRIAL GROUP	45
4.3	NUMBER OF REPORTING ESTABLISHMENTS BY SIZE OF INITIAL CAPITAL AND INDUSTRIAL GROUP - PUBLIC AND PRIVATE	47
4.4	NUMBER OF REPORTING ESTABLISHMENTS BY SIZE OF INITIAL CAPITAL AND INDUSTRIAL GROUP - PUBLIC	49
4.5	NUMBER OF REPORTING ESTABLISHMENTS BY SIZE OF INITIAL CAPITAL AND INDUSTRIAL GROUP - PRIVATE	51
4.6	NUMBER OF ESTABLISHMENTS BY INDUSTRIAL GROUP AND FORM OF OWNERSHIP	53
4.7	NUMBER OF OWNERS OF PRIVATE ESTABLISHMENTS BY FORM OF OWNERSHIP, SEX AND INDUSTRIAL GROUP	55
4.8	NUMBER OF ESTABLISHMENTS WITH AND WITHOUT BOOKS OF ACCOUNTS BY THE CALENDAR YEAR THEIR BOOKS OF ACCOUNTS ARE KEPT AND INDUSTRIAL GROUP - PUBLIC AND PRIVATE ..	57
4.9	NUMBER OF ESTABLISHMENTS WITH AND WITHOUT BOOKS OF ACCOUNTS BY THE CALENDAR YEAR THEIR BOOKS OF ACCOUNTS ARE KEPT AND INDUSTRIAL GROUP - PUBLIC	59

4.10	NUMBER OF ESTABLISHMENTS WITH AND WITHOUT BOOKS OF ACCOUNTS BY THE CALENDAR YEAR THEIR BOOKS OF ACCOUNTS ARE KEPT AND INDUSTRIAL GROUP - PRIVATE	61
4.11	NUMBER OF PERSONS ENGAGED BY SEX AND NATIONALITY AND TOTAL WAGES AND SALARIES BY INDUSTRIAL GROUP - PUBLIC AND PRIVATE	63
4.12	NUMBER OF PERSONS ENGAGED BY SEX AND NATIONALITY AND TOTAL WAGES AND SALARIES BY INDUSTRIAL GROUP - PUBLIC	65
4.13	NUMBER OF PERSONS ENGAGED BY SEX AND NATIONALITY AND TOTAL WAGES AND SALARIES BY INDUSTRIAL GROUP - PRIVATE	67
4.14	NUMBER OF PERMANENT EMPLOYEES BY WAGES AND SALARIES GROUP - PUBLIC AND PRIVATE	69
4.15	NUMBER OF PERSONS ENGAGED BY LITERACY STATUS AND INDUSTRIAL GROUP	71
4.16	NUMBER OF LITERATE PERSONS ENGAGED BY HIGHEST GRADE COMPLETED AND INDUSTRIAL GROUP - PUBLIC AND PRIVATE ..	73
4.17	NUMBER OF LITERATE PERSONS ENGAGED BY HIGHEST GRADE COMPLETED AND INDUSTRIAL GROUP - PUBLIC	75
4.18	NUMBER OF LITERATE PERSONS ENGAGED BY HIGHEST GRADE COMPLETED AND INDUSTRIAL GROUP - PRIVATE	77
4.19	NUMBER OF PERSONS ENGAGED BY AGE FOR REPORTING ESTABLISHMENTS AND INDUSTRIAL GROUP - PUBLIC AND PRIVATE.....	79
4.20	NUMBER OF PERSONS ENGAGED BY AGE FOR REPORTING ESTABLISHMENTS AND INDUSTRIAL GROUP -PUBLIC	81
4.21	NUMBER OF PERSONS ENGAGED BY AGE FOR REPORTING ESTABLISHMENTS AND INDUSTRIAL GROUP - PRIVATE	83
4.22	NUMBER OF PRODUCTION, APPRENTICES AND TEMPORARY WORKERS BY SEX, NATIONALITY AND INDUSTRIAL GROUP - PUBLIC AND RIVATE	85
4.23	NUMBER OF ADMINISTRATIVE, TECHNICAL, CLERICAL AND OFFICE WORKERS BY SEX, NATIONALITY AND INDUSTRIAL GROUP - PUBLIC AND PRIVATE	87

4.24	NUMBER OF WORKING PROPRIETORS, ACTIVE PARTNERS AND FAMILY WORKERS BY SEX, NATIONALITY AND INDUSTRIAL GROUP - PRIVATE	89
4.25	BASIC WAGES AND SALARIES, COMMISSION, BONUSES, ALLOWANCES, FOOD AND LODGING AND SUPPLEMENTS TO WAGES AND SALARIES BY INDUSTRIAL GROUP PUBLIC AND PRIVATE	91
4.26	WAGES AND SALARIES OF PRODUCTION WORKERS AND SEASONAL AND TEMPORARY WORKERS BY SEX, NATIONALITY AND INDUSTRIAL GROUP - PUBLIC AND PRIVATE	93
4.27	WAGES AND SALARIES OF ADMINISTRATIVE, TECHNICAL, CLERICAL AND OFFICE WORKERS BY SEX, NATIONALITY AND INDUSTRIAL GROUP - PUBLIC AND PRIVATE	95
4.28	NUMBER OF ESTABLISHMENTS AND NUMBER OF PERSONS ENGAGED BY SIZE OF PERSONS ENGAGED AND INDUSTRIAL GROUP - PUBLIC AND PRIVATE	97
4.29	NUMBER OF ESTABLISHMENTS AND NUMBER OF PERSONS ENGAGED BY SIZE OF PERSONS ENGAGED AND INDUSTRIAL GROUP - PUBLIC	99
4.30	NUMBER OF ESTABLISHMENTS AND NUMBER OF PERSONS ENGAGED BY SIZE OF PERSONS ENGAGED AND INDUSTRIAL GROUP - PRIVATE	101
4.31	NUMBER OF ESTABLISHMENTS, GROSS VALUE OF PRODUCTION, INDUSTRIAL COSTS, INDIRECT TAXES NET AND CENSUS VALUE ADDED BY INDUSTRIAL GROUP - PUBLIC AND PRIVATE	103
4.32	NUMBER OF ESTABLISHMENTS, GROSS VALUE OF PRODUCTION, INDUSTRIAL COSTS, INDIRECT TAXES NET AND CENSUS VALUE ADDED BY INDUSTRIAL GROUP - PUBLIC	105
4.33	NUMBER OF ESTABLISHMENTS, GROSS VALUE OF PRODUCTION, INDUSTRIAL COSTS, INDIRECT TAXES NET AND CENSUS VALUE ADDED BY INDUSTRIAL GROUP - PRIVATE	107
4.34	NUMBER OF ESTABLISHMENTS, GROSS VALUE OF PRODUCTION, INDUSTRIAL AND NON-INDUSTRIAL COSTS, INDIRECT TAXES NET AND VALUE ADDED IN THE NATIONAL ACCOUNT CONCEPT BY INDUSTRIAL GROUP - PUBLIC AND PRIVATE	109
4.35	NUMBER OF ESTABLISHMENTS, GROSS VALUE OF PRODUCTION, INDUSTRIAL AND NON-INDUSTRIAL COSTS, INDIRECT TAXES NET AND VALUE ADDED IN THE NATIONAL ACCOUNT CONCEPT BY INDUSTRIAL GROUP - PUBLIC	111

TABLE NO.PAGE NO.

4.36	NUMBER OF ESTABLISHMENTS, GROSS VALUE OF PRODUCTION, INDUSTRIAL AND NON-INDUSTRIAL COSTS, INDIRECT TAXES NET AND VALUE ADDED IN THE NATIONAL ACCOUNT CONCEPT BY INDUSTRIAL GROUP - PRIVATE	113
4.37	GROSS VALUE OF PRODUCTION IN PRODUCERS' VALUES BY INDUSTRIAL GROUP - PUBLIC AND PRIVATE	115
4.38	ACTUAL SALES REVENUE AS PERCENTAGE OF YEARLY CAPACITY BY INDUSTRIAL GROUP - PUBLIC AND PRIVATE	117
4.39	ACTUAL SALES REVENUE AS PERCENTAGE OF YEARLY CAPACITY BY INDUSTRIAL GROUP - PUBLIC	119
4.40	ACTUAL SALES REVENUE AS PERCENTAGE OF YEARLY CAPACITY BY INDUSTRIAL GROUP - PRIVATE	121
4.41	GROSS VALUE OF PRODUCTION BY SIZE OF PERSONS ENGAGED AND INDUSTRIAL GROUP - PUBLIC AND PRIVATE	123
4.42	GROSS VALUE OF PRODUCTION BY SIZE OF PERSONS ENGAGED AND INDUSTRIAL GROUP - PUBLIC	125
4.43	GROSS VALUE OF PRODUCTION BY SIZE OF PERSONS ENGAGED AND INDUSTRIAL GROUP - PRIVATE	127
4.44	VALUE ADDED BY SIZE OF PERSONS ENGAGED AND INDUSTRIAL GROUP - PUBLIC AND PRIVATE	129
4.45	VALUE ADDED BY SIZE OF PERSONS ENGAGED AND INDUSTRIAL GROUP - PUBLIC	131
4.46	VALUE ADDED BY SIZE OF PERSON ENGAGED AND INDUSTRIAL GROUP - PRIVATE	133
4.47	SUMMARY OF OPERATIONS OF LARGE AND MEDIUM SCALE MANUFACTURING INDUSTRIES BY REGIONAL STATES AND MAJOR URBAN CENTERS - PUBLIC	135
4.48	SUMMARY OF OPERATIONS OF LARGE AND MEDIUM SCALE MANUFACTURING INDUSTRIES BY REGIONAL STATES AND MAJOR URBAN CENTERS - PRIVATE	136
4.49	FIXED ASSETS AND NEW CAPITAL EXPENDITURE BY INDUSTRIAL GROUP AND OWNERSHIP	137
4.50	FIXED ASSETS OF REPORTING ESTABLISHMENTS BY TYPE AND INDUSTRIAL GROUP - PUBLIC AND PRIVATE	139
4.51	FIXED ASSETS OF REPORTING ESTABLISHMENTS BY TYPE AND INDUSTRIAL GROUP - PUBLIC	141

TABLE NO.**PAGE NO.**

4.52	FIXED ASSETS OF REPORTING ESTABLISHMENTS BY TYPE AND INDUSTRIAL GROUP - PRIVATE	143
4.53	FIXED ASSETS BY SIZE OF PERSONS ENGAGED AND INDUSTRIAL GROUP - PUBLIC AND PRIVATE	145
4.54	FIXED ASSETS BY SIZE OF PERSONS ENGAGED AND INDUSTRIAL GROUP - PUBLIC	147
4.55	FIXED ASSETS BY SIZE OF PERSONS ENGAGED AND INDUSTRIAL GROUP - PRIVATE	149
4.56	INVESTMENT IN FIXED ASSETS OF REPORTING ESTABLISHMENTS BY SOURCE AND INDUSTRIAL GROUP - PUBLIC AND PRIVATE.	151
4.57	QUANTITY OF MAJOR RAW MATERIALS CONSUMED FOR REPORTING ESTABLISHMENTS BY INDUSTRIAL GROUP - PUBLIC AND PRIVATE.	152
4.58	COST OF RAW MATERIALS, ENERGY CONSUMED AND PAYMENTS FOR INDUSTRIAL AND NON-INDUSTRIAL SERVICES RENDERED BY INDUSTRIAL GROUP- PUBLIC AND PRIVATE	154
4.59	NUMBER OF ESTABLISHMENTS AND COST OF ENERGY CONSUMED BY INDUSTRIAL GROUP - PUBLIC AND PRIVATE	156
4.60	PRODUCTION OF MAJOR MANUFACTURED ARTICLES FOR REPORTING ESTABLISHMENTS BY INDUSTRIAL GROUP - PUBLIC AND PRIVATE.	158
4.61	NUMBER OF ESTABLISHMENTS AND TOTAL REVENUE FROM SALES BY INDUSTRIAL GROUP - PUBLIC.....	160
4.62	REVENUE FROM SALES BY SOURCE AND INDUSTRIAL GROUP - PUBLIC AND PRIVATE	162

**PART V. TIME SERIES DATA AND RATIOS OF MAJOR INDICATORS ON
MANUFACTURING INDUSTRIES, 1991/92 - 1995/96 (1984 - 1988 E.F.Y.)**

TABLE NO.**PAGE NO.**

5.1	NUMBER OF PERSONS ENGAGED BY INDUSTRIAL GROUP - PUBLIC AND PRIVATE	167
5.2	NUMBER OF EMPLOYEES BY INDUSTRIAL GROUP - PUBLIC AND PRIVATE	169
5.3	WAGES AND SALARIES BY INDUSTRIAL GROUP - PUBLIC AND PRIVATE	171

5.4	GROSS VALUE OF PRODUCTION BY INDUSTRIAL GROUP - PUBLIC AND PRIVATE	173
5.5	CENSUS VALUE ADDED (AT MARKET PRICE) BY INDUSTRIAL GROUP - PUBLIC AND PRIVATE	175
5.6	CENSUS VALUE ADDED (AT FACTOR COST) BY INDUSTRIAL GROUP - PUBLIC AND PRIVATE	177
5.7	VALUE ADDED IN THE NATIONAL ACCOUNT CONCEPT (AT MARKET PRICE) BY INDUSTRIAL GROUP - PUBLIC AND PRIVATE	179
5.8	VALUE ADDED IN THE NATIONAL ACCOUNT CONCEPT (AT FACTOR COST) BY INDUSTRIAL GROUP - PUBLIC AND PRIVATE	181
5.9	PRODUCTION OF MAJOR MANUFACTURED ARTICLES - PUBLIC AND PRIVATE	183
5.10	TOTAL FIXED ASSETS BY INDUSTRIAL GROUP - PUBLIC AND PRIVATE	185
5.11	OPERATING SURPLUS BY INDUSTRIAL GROUP - PUBLIC AND PRIVATE	187
5.12	RATIO OF IMPORTED TO TOTAL RAW MATERIAL COST BY INDUSTRIAL GROUP - PUBLIC AND PRIVATE	189
5.13	PERCENTAGE DISTRIBUTION OF VALUE ADDED BY INDUSTRIAL GROUP - PUBLIC AND PRIVATE	191
5.14	RATIO OF COST OF ENERGY CONSUMED TO TOTAL INDUSTRIAL COSTS BY INDUSTRIAL GROUP - PUBLIC AND PRIVATE	193
5.15	RATIO OF VALUE ADDED TO GROSS VALUE OF PRODUCTION - PUBLIC AND PRIVATE	195
5.16	VALUE ADDED PER PERSON ENGAGED BY INDUSTRIAL GROUP - PUBLIC AND PRIVATE	197
5.17	RATIO OF WAGES AND SALARIES TO VALUE ADDED BY INDUSTRIAL GROUP - PUBLIC AND PRIVATE	199
5.18	RATIO OF OPERATING SURPLUS TO GROSS VALUE OF PRODUCTION BY INDUSTRIAL GROUP - PUBLIC AND PRIVATE .	201

PART VI. TIME SERIES DATA ON ELECTRICITY INDUSTRY
1991/92 - 95/96 (1984 - 1988 E.F.Y.)

<u>TABLE NO.</u>		<u>PAGE NO.</u>
6.1	NUMBER OF EMPLOYEES BY OCCUPATIONAL GROUP AND SEX, IN ELECTRICITY INDUSTRY	205
6.2	NUMBER OF EMPLOYEES BY WAGES AND SALARIES GROUP IN ELECTRICITY INDUSTRY	205
6.3	WAGES AND SALARIES PAID BY OCCUPATIONAL GROUP IN ELECTRICITY INDUSTRY	206
6.4	INSTALLED GENERATING CAPACITY AND ELECTRICITY PRODUCTION	206
6.5	ELECTRICITY SOLD AND REVENUE FROM SALES OF ELECTRICITY	207
6.6	GROSS REVENUE FROM SALES, TOTAL INTERMEDIATE COST AND VALUE ADDED, IN THE ELECTRICITY INDUSTRY	207
6.7	VALUE OF FIXED ASSETS BY TYPE, IN ELECTRICITY INDUSTRY	208
6.8	INVESTMENT IN FIXED ASSETS BY TYPE OF FIXED ASSETS IN ELECTRICITY INDUSTRY	208

LISTS OF FIGURES

<u>FIGURE NO.</u>		<u>PAGE NO.</u>
FIG. I	GROSS VALUE OF PRODUCTION AT CURRENT PRICE BY OWNERSHIP, 1991/92 - 1995/96 (1984 - 1988 E.F.Y.).	33
FIG. II	VALUE ADDED BY OWNERSHIP, 1991/92 - 1995/96 (1984 - 1988 E.F.Y.)	34
FIG. III	PERCENTAGE DISTRIBUTION OF VALUE ADDED BY INDUSTRIAL GROUP, 1995/96 (1988 E.F.Y.)	35
FIG. IV	RATIO OF IMPORTED TO TOTAL RAW MATERIAL COST BY INDUSTRIAL GROUP, 1995/96 (1988 E.F.Y.)	36
FIG. V	RATIO OF VALUE ADDED TO GROSS VALUE OF PRODUCTION, 1995/96 (1988 E.F.Y.)	37
FIG. VI	INSTALLED GENERATING CAPACITY, 1991/92 - 1995/96 (1984 - 1988 E.F.Y.)	38
FIG. VII	PRODUCTION OF ELECTRICITY, 1991/92 - 1995/96 (1984 - 1988 E.F.Y.)	39

Abbreviations

CSA - Central Statistical Authority

E.F.Y. - Ethiopian Fiscal Year

G.C. - Gregorian Calendar Year

S.N.N.P.- Southern Nations, Nationalities and Peoples' Region

N.E.C. - Not Elsewhere Classified

S.N.A. - System of National Accounts

IMPS - Integrated Micro-Computer Processing System

KW - Kilowatt

KWH - Kilowatt Hour

NEC - Not Elsewhere Classified

PART I

INTRODUCTION AND OBJECTIVES OF THE SURVEY

1. Introduction

The presence of adequate and current statistical data in various economic sectors that are considered essential for development planning, socio-economic policy formulation and economic analysis is vital in promoting the economic development of a country. Based on this general objective, the Central Statistical Authority (CSA) has been conducting surveys of various economic activities of which the annual Large and Medium Scale Manufacturing Industries survey is one.

Manufacturing is defined here according to International Standard Industrial Classification (ISIC Revision-3) as "the physical or chemical transformation of materials or components into new products, whether the work is performed by power-driven machines or by hand, whether it is done in a factory or in the worker's home, and whether the products are sold at wholesale or retail. The assembly of the component parts of manufactured products is also considered as manufacturing activities."

Central Statistical Authority (CSA) has been publishing results of the survey of Manufacturing and Electricity Industries on annual basis since 1968 E.C. to provide users with reliable, comprehensive and timely statistical data on these sectors. In this respect, this survey is the principal source of industrial statistics on Large and Medium Scale Manufacturing establishments in the country. The data are obtained by conducting Large and Medium Scale Manufacturing survey each year. During the last three years improvements have been made on the survey documents and the method of data collection.

Moreover, the contents of the report of this survey are improved from year to year, so that to satisfy the increasing demand of the data users. Accordingly, due to various organizational measures taken the data collection activity which usually was time consuming and costly, requiring about eight months each year was reduced to less than one and half month. Some improvements have been made also in the contents of the survey questionnaire, and as the result, this year the number of tabular reports are almost double compared to that of last year. In addition to that, in the present publication by and large the industrial groups are reorganized using the latest version of International Standard Industrial Classification (ISIC revision - 3).

This publication presents the objectives, scope and coverage, training of field staff, methods of data collection and field organization, basic concepts and definitions, summary of selected survey results and structure and performance of Large and Medium Scale Manufacturing and Electricity Industries. Accordingly, the bulletin has six parts:- Part I deals with an introduction and objective of the survey. Part II gives an overview about the survey methodology, data collection and processing. Part III presents summary of selected survey results on Large and Medium Scale Manufacturing industries. Part IV deals with the results of Large and Medium Scale Manufacturing establishments for the year 1995/96 (1988 E.F.Y.) . Part V deals with the time series data and various ratios for the period of five years i.e. 1991/92-1995/96 (1984-1988 E.F.Y.) for Large and Medium Scale Manufacturing Industries. Finally Part VI presents the activity and performance of the Electricity Industry which also refers to the five years period, i.e. 1991/92-1995/96 (1984-1988 E.F.Y.). Furthermore, the survey questionnaire for Large and Medium Scale Manufacturing Industries is attached as an appendix.

2. Objectives of the survey

The main objectives of the annual survey of Manufacturing and Electricity Industries are to :-

- a. obtain basic statistical data that are essential for policy makers, planners and researchers by industrial group.
- b. collect basic quantitative information on employment, volume of production and raw materials, structure and performance of the country's Large and Medium Scale Manufacturing and Electricity Industries.
- c. compile statistical data which will be an input to the System of National Accounts (SNA), on Large and Medium Scale Manufacturing and Electricity establishments as a whole and by industrial group.
- d. obtain the number of proprietors engaged in these sectors and find out the major problems that creates stumbling block for their activities. The identification of the problems are required for planning and executing any type of government intervention program.

PART II

SURVEY METHODOLOGY, DATA COLLECTION AND PROCESSING

1. Scope, Coverage and Content

The scope of the Large and Medium Scale Manufacturing survey is confined to those establishments which engage 10 persons and above and use power-driven machines and covers both public and private industries in all Regions of the country, where establishments under the scope of the survey are found. With regard to Electricity data, the survey covered only the electricity supplied by the Ethiopian Electric Power Corporation. In other words the negligible electric power services supplied by the other sources are not included in the survey.

Like the previous years, in the current survey an attempt was made to update the directory using as source of information the licenses issued by the Ministry of Industry and corresponding bureaux of the Regional States of the country for the large public sector industries and for the private establishments including co-operatives. Furthermore, due to various efforts made to include all the establishments under the scope of the survey, in this reference year the number of establishments covered by the survey increased by 140 than that of the previous survey period.

In this publication detailed information on number of establishments, number of persons engaged and number of employees, wages and salaries paid by industrial group, sex, nationality and occupation, initial capital, gross value of production, industrial and non-industrial costs, value added, operating

surplus, quantity of production and raw materials, fixed assets, investment and capacity are presented.

2. Basic Concepts and Definitions:-

- (i) **An Establishment:-** is defined as the whole of the premises under the same ownership or management at a particular address. (e.g. a bakery, a sawmill, ...etc.).
- (ii) **Initial Capital:-** is that part of the issued capital of an establishment that has been paid by the shareholders or the individual owner to start the operation.
- (iii) **Working Proprietors, Active Partners and Family Workers:-** include all unpaid working proprietors, active partners and members of their household who actively participate in the operation of the establishment.
- (iv) **Administrative and Technical Employees:-** include salaried directors and managers, technicians, superintendents, research workers, draftsmen and designers, engineers, chemists, architects, accountants, book-keepers, office machine operators, receptionists, sales men, delivery personnel, guards and other office staff.
- (v) **Production Workers:-** include workers directly engaged in production i.e., persons engaged in fabricating, processing, assembling, maintenance, repair, janitorial, record keeping and other associated activities.

- (vi) **Seasonal and Temporary Workers**:- include workers who are employed for a whole or a part of the year. These workers are not regularly on the payroll of the establishment.
- (vii) **Number Employed**:- includes all persons on the payroll whether seasonal or temporary workers. The number of seasonal and temporary workers has been adjusted to give equivalent of full-time workers.
- (viii) **Number Engaged**:- includes paid employees and working proprietors, active partners, and unpaid family workers.
- (ix) **Basic Wages and Salaries**:- includes all payments in cash made to employees during the reference year. It excludes commissions, bonuses, professional and hardship allowances.
- (x) **Wages and Salaries**:- includes all payments in cash or in kind made to employees during the reference year in connection with work done for the establishments.
- (xi) **Commissions, Bonuses, Professional and Hardship Allowances**:- refer to the total of commissions, bonuses and cost of living allowances paid in cash to employees. This excludes car allowance and per diem.
- (xii) **Supplements to Wages and Salaries of Employees**:- represents payments made by the employer on behalf of his employees. Included are employers' contribution to social security systems, insurance premiums, ...etc. Only payments made by the employer are included here.

- (xiii) **Revenue from Sales:-** represents the total sales value of all products and by-products during the reference year valued at market price.
- (xiv) **Receipt from Industrial Services Rendered to Others:-** include all contract, repair and maintenance work done to others on raw materials supplied by the customer.
- (xv) **Receipt of Products Bought and Resold:-** is the value including taxes of all goods resold during the reference year without any transformation or processing.
- (xvi) **Other Receipts:-** include rental income from lease of machinery and equipment, income from sales of scrap and the value of fixed assets produced by the unit for its own use.
- (xvii) **Difference of Stocks in the Value of Finished Goods and Semi-Finished Goods:-** is the net change between the end and the beginning of the reference period in the value of finished and semi-finished goods.
- (xviii) **Gross Value of Production:-** includes the sales value of all products of the establishment, the net change between the beginning and end of the reference period in the value of finished goods and the value of work in-progress, the value of industrial services rendered to others, the value of goods bought and resold without any transformation or processing, and the value of fixed assets produced during the reference period by the unit for its own use. The valuation of Gross Value of Production is in terms of producers' values where indirect taxes are included in the value of sales of the establishment and the value of subsidies received is excluded.

- (xix) **Raw Materials**:- include all raw and auxiliary materials, parts and containers which are consumed during the reference year. The value of local raw materials is the value of locally produced raw materials and is the cost at the factory which includes the purchase price, transport charges, taxes and other incidental costs. The value of imported raw materials is the value of raw materials produced in other countries and obtained directly or from local source and is the cost at the factory which includes the purchase price, transport charges, taxes and other incidental costs.
- (xx) **Other Industrial Services Rendered by Others**:- refer to contract, repair and maintenance work done by others in the reference year on materials controlled by the establishment. Included are also the cost of all goods purchased and resold without any transformation during the reference year and the cost of water consumed.
- (xxi) **Industrial Cost**:- Includes the cost of raw materials, fuels, and other supplies consumed, cost of industrial services rendered by others, cost of goods bought and resold without any transformation or processing and cost of electricity consumed.
- (xxii) **Non-industrial Cost**:- includes payments like professional fees, postage, telephone, insurance, advertising, hired transport, rental payments, etc. (depreciation is excluded).
- (xxiii) **Census Value Added (at Market Price)**:- is the difference between Gross Value of Production and Industrial Cost. Census Value Added at

market price minus indirect taxes net (i.e., indirect taxes less subsidies) gives census value added at factor cost.

(xxiv) **Value Added in the National Account Concept (at Market Price):-** is defined as the difference between the gross value of production and industrial and non-industrial costs. To get the same indicator at factor cost indirect taxes net (i.e., indirect taxes less subsidies) are subtracted.

(xxv) **Fixed Capital Assets:-** are those with a productive life of one year or more which are intended for the use of the establishment including fixed assets made by the establishment's own labour force for its own use. They are valued in this report at book-value end of the reference year, that is the net book value at the beginning plus new capital expenditure minus those sold and disposed and depreciation during the reference year.

(xxvi) **New Capital Expenditure:-** is the cost of new or used capital equipment bought during the reference period.

(xxvii) **Operating Surplus:-** is defined here as the difference between value added in the national account concept at factor cost and total wages and salaries.

(xxviii) **Public Sector:-** under this sector are included all establishments owned by the state i.e., those which were fully as well as partially (with 51 percent share and above) owned by the Government.

(xxix) **Private Sector**:- includes establishments such as individual ownership, partnership, private limited company, share company, co-operatives and others.

(xxx) **Intermediate Cost (for electricity industry)**:- includes cost of materials, fuel, and other costs such as, transport, repair and maintenance and insurance paid, etc.

(xxxi) **Capacity**:- capability of the installed generators and diesel engines to produce electrical energy.

(xxxii) **Tariff**:- fixed rate of payment where consumers are classified according to their consumption behavior.

(xxxiii) **Domestic Tariff**:- this tariff is intended for domestic consumers in private residences. The tariff does not include supply for purpose of any business of commercial activity or professional or for communal services.

(xxxiv) **Street Lighting Tariff**:- applies only for street lighting consumption.

(xxxv) **Commercial Tariff**:- applies to electricity supplied to commercial and/or office premises, irrespective of the level of consumption.

(xxxvi) **Industrial Tariff**:- applies to industrial consumers generally using electricity for manufacturing or processing purposes or for purposes as may be specified by the Authority.

(xxxvii) Agricultural Tariff :- applies to electricity consumed by agricultural service.

(xxxviii) Number of Reporting Establishments :- is the number of establishments for which the required breakdown for data inquired is available either from the survey or from estimates.

3. Training of Field Staff

In the Large and Medium Scale Manufacturing Industries survey, after updating the directory, questionnaires and instruction manuals and all relevant materials were prepared and printed in advance. Then, the training of all field staff were carried out for seven days at the head office. In this training, the Central Statistical Authority's branch statistical office heads, statisticians from the head office, field supervisors, and enumerators were involved.

The training which was expected to ensure the quality of the data consisted of class room discussions, filling - in questionnaires by trainees for practice using financial statements of selected establishments. The filled-in questionnaires by the trainees were checked and corrections were made and the errors were pointed out to the trainees, so that these wouldn't be repeated during the actual data collection.

4. Methods of Data Collection and Field Organization

All CSA statistical branch offices were involved in this survey. Accordingly, 15 assistant heads of branch statistical offices, overall about 64 enumerators (43 from Region 14 and 21 from other CSA branch offices), 24 supervisors and eight statisticians from the head office and about 24 drivers

(eight from Region 14 and 16 from the rest of the branches) were involved in the data collection activity.

In Region 14 branch statistical office, where the majority of the establishments under the scope of the survey are located, enumerators were organized into teams and each team constituted of five enumerators and a field editor (a supervisor). The supervisor was provided with a four-wheel drive vehicle and a driver. Prior to the deployment of the teams, at head office, the establishments under the scope of the survey were divided among the teams, in accordance with their location. Then, each enumerator was assigned to collect data from 15 establishments on an average. the data collection operation was carried out in collaboration with the concerned personnel of each establishment. As mentioned above, due to the deployment of sufficient logistics and manpower and other organizational measures taken, the data collection activity took 30-45 days in most of the regions of the country.

It is to be noted that some problems were encountered during the data collection stage. That is, the documents could not be obtained for seven public establishments which were on the process of privatization. Hence, the employment data for these establishments were estimated from the data of the previous year. However, the financial data were taken from the authorized financial statements of each establishment, which was obtained from the Secretariat of Public Enterprises Supervising Authority.

5. Data Processing

a. Editing, Coding and Verification

This year a number of quality control steps were taken to ensure the quality of data of the survey. The first step taken in this direction was to revise the questionnaire to make it easier for internal consistency checking or editing both at field and office level. Furthermore, based on this revised questionnaire, revised instruction manual with field editing procedures were prepared in Amharic for both enumerators and supervisors (field editors). Using this manual some editing and coding were carried out by field editors during the data collection stage.

After the majority of the completed questionnaires were brought back to head office final editing, coding and verification were performed. The coding and the manual editing and verification activity was performed by nine statisticians and statistical technicians and four editors. Finally, the edited and coded questionnaires were checked and verified by two senior professionals.

b. Data Entry, Cleaning and Tabulation

The data were entered and verified on personal computers using IMPS (Integrated Microcomputer Processing System) Software. Twenty CSA data entry staff were participated for this purpose for five days with close supervision of the activities by two professionals. Then, the data entered were cleaned using two personal computers in combination with manual editing for some serious errors. Finally, the tabulation of the results were processed using the same software by two programmers with technical assistance from Industrial Statistics Department Staff.

PART III

SUMMARY OF THE MAJOR FINDINGS OF THE SURVEY

10-10-1

RECEIVED at 10-10-12
10-10-12

PART III

SUMMARY OF THE MAJOR FINDINGS OF THE SURVEY

The distribution of Large and Medium Scale Manufacturing Industries by Regional States and industrial group is shown in summary Table-3.1. Accordingly, the survey result indicates that the total number of establishments for all Regional States of the country was 642. The data in this Table further demonstrates that for the country as a whole, manufacture of food products and beverages industrial group ranks first in terms of the number of establishments. This accounts for 27.10 percent of the establishments in the sector. The next important industrial group in this respect is the manufacture of other non-metallic mineral products major industrial group, which constituted 13.24 percent of the total number of Large and Medium Scale Manufacturing Industries. That means the share of the two industrial groups alone was 40.34 percent of the overall industrial groups, leaving only 59.66 percent for the other 13 major industrial groups. Therefore, the Ethiopian Large and Medium Scale Manufacturing Industry is mainly characterized by high concentration of food and beverage manufacturing industrial group. The output by food and beverage industries among many others include production of consumer goods, like bread, edible oil, softdrinks, beer and alcohol drinks...etc.

As can be seen from the data in the same Table the distribution of Large and Medium Scale Manufacturing Industries by Regional States of the country is highly skewed. Among the Regions of the country, Region-14 (Addis Ababa) contributed 68.22 percent of the total establishments existing in the reference period. Following Region-14 (Addis Ababa), Oromia, Amhara, S.N.N.P., Dire Dawa and Tigray are the next five Regional States that

**DISTRIBUTION OF LARGE AND MEDIUM SCALE MANUFACTURING INDUSTRIES BY
REGIONAL STATES* AND INDUSTRIAL GROUP 1995/96(1988 E.F.Y.)**

SUMMARY TABLE - 3.1

INDUSTRIAL GROUP	REGIONAL STATES										TOTAL	PERCENTAGE
	TIGRAY	AFAR	AMHARA	OROMIA	SOMALIE	S.N.N.P	GAMBELLA	HARARI	ADDIS ABABA	DIREDAWA		
MANUFACTURE OF FOOD PRODUCTS AND BEVERAGES.....	8	-	16	28	-	3	-	3	109	7	174	27.10
MANUFACTURE OF TOBACCO PRODUCTS	-	-	-	-	-	-	-	-	1	-	1	.16
MANUFACTURE OF TEXTILES	-	1	4	2	-	4	1	-	19	1	32	4.98
MANUFACTURE OF WEARING APPAREL, EXCEPT FUR APPAREL....	-	-	-	1	-	1	-	-	20	1	23	3.58
TANNING AND DRESSING OF LEATHER; MANUFACTURE OF FOOTWEAR, LUGGAGE AND HANDBAGS	-	-	1	2	-	-	-	-	59	1	63	9.81
MANUFACTURE OF WOOD AND OF PRODUCTS OF WOOD AND CORK, EXCEPT FURNITURE	1	-	-	10	-	-	1	-	14	-	26	4.05
MANUFACTURE OF PAPER, PAPER PRODUCTS AND PRINTING	2	-	1	3	-	1	-	1	34	1	43	6.70
MANUFACTURE OF CHEMICALS AND CHEMICAL PRODUCTS.....	-	-	-	3	-	-	-	-	31	1	35	5.45
MANUFACTURE OF RUBBER AND PLASTIC PRODUCTS.....	-	-	-	-	-	-	-	-	15	-	15	2.34
MANUFACTURE OF OTHER NON-METALLIC MINERAL PRODUCTS ...	7	1	10	7	1	9	-	2	42	6	85	13.24
MANUFACTURE OF BASIC IRON AND STEEL.....	-	-	-	-	-	-	-	-	3	-	3	.47
MANUFACTURE OF FABRICATED METAL PRODUCTS EXCEPT MACHINERY AND EQUIPMENT	-	-	-	1	-	2	-	-	34	2	39	6.07
MANUFACTURE OF MACHINERY AND EQUIPMENT N.E.C.	-	-	1	2	-	-	-	-	11	1	15	2.34
MANUFACTURE OF MOTOR VEHICLES	1	-	-	1	-	-	-	-	10	1	13	2.02
MANUFACTURE OF FURNITURE; MANUFACTURING N.E.C.	2	-	7	11	-	15	-	1	36	3	75	11.68
T O T A L	21	2	40	71	1	35	2	7	438	25	642	100.00
%	3.27	.31	6.23	11.06	.16	5.45	.31	1.09	68.22	3.89	100.00	

* THE AREAL COVERAGE OF THE SURVEY EXCLUDES BENISHANGUL-GUMUZ REGION, WHERE THERE ARE NO MANUFACTURING ESTABLISHMENTS, THAT FALL WITHIN THE SCOPE OF THE SURVEY

constitute 11.06, 6.23, 5.45, 3.89 and 3.27 percents of the total establishment in that order.

The time series data given in summary Tables 3.2 and 3.3 presents the total number of persons engaged and number of employees over five years period, i.e., from 1984-1988 E.F.Y. respectively, for various industrial groups and for Large and Medium Scale Manufacturing Industries as a whole. The data in these Tables indicate that, for all industrial groups combined, the total persons engaged and number of employees showed an increase (except a decline in 1985 E.F.Y.) throughout the rest of the periods under review.

As shown in Summary Table 3.4 where major manufacturing indicators are summarized, in 1988 E.F.Y. wages and salaries per employee, gross value of production per employee, value added per employee, operating surplus per employee and value of fixed assets per employee have increased by 7.4 percent, 17.84 percent, 18.82 percent, 24.13 percent and 17.29 percent, respectively, when compared to that of 1987 E.F.Y. It is evident from the same Table that all ratios, i.e., fixed assets to gross value of production, industrial costs to gross value of production and value added to gross value of production showed an increase from 0.359, 0.525 and 0.273 in 1987 E.F.Y. to 0.389, 0.530 and 0.275, respectively, except a slight decline in cost of energy to gross value of production and value added to total fixed capital assets during the same period.

The data in summary Table 3.5 refers to the ratio of cost of imported raw materials to that of the total cost of raw materials consumed by industrial group. In general the industrial groups which had the highest rates in the previous years continued to do so in 1988 E.F.Y. The steady high ratio of imported raw materials to total raw materials cost over the five years period is

NUMBER OF PERSONS ENGAGED BY INDUSTRIAL GROUP - PUBLIC AND PRIVATE
1991/92(1984 E.F.Y.) - 1995/96(1988 E.F.Y.)

SUMMARY TABLE - 3.2

INDUSTRIAL GROUP	1984	1985	1986	1987	1988
MANUFACTURE OF FOOD PRODUCTS AND BEVERAGES.....	22,493	22,539	24,104	23,729	23,729
MANUFACTURE OF TOBACCO PRODUCTS	928	984	993	987	982
MANUFACTURE OF TEXTILES	30,176	29,712	30,423	30,960	28,417
MANUFACTURE OF WEARING APPAREL, EXCEPT FUR APPAREL....	3,888	3,845	4,066	3,971	4,106
TANNING AND DRESSING OF LEATHER; MANUFACTURE OF FOOTWEAR, LUGGAGE AND HANDBAGS	6,294	6,283	7,264	7,105	7,863
MANUFACTURE OF WOOD AND OF PRODUCTS OF WOOD AND CORK, EXCEPT FURNITURE	3,194	2,850	2,728	2,557	2,530
MANUFACTURE OF PAPER, PAPER PRODUCTS AND PRINTING	4,415	4,446	4,620	5,007	5,579
MANUFACTURE OF CHEMICALS AND CHEMICAL PRODUCTS.....	1,757	1,812	2,127	2,701	2,847
MANUFACTURE OF RUBBER AND PLASTIC PRODUCTS.....	1,767	1,796	2,030	2,009	2,224
MANUFACTURE OF OTHER NON-METALLIC MINERAL PRODUCTS ...	3,131	3,245	4,658	5,365	6,120
MANUFACTURE OF BASIC IRON AND STEEL.....	1,125	1,137	1,120	1,183	1,121
MANUFACTURE OF FABRICATED METAL PRODUCTS EXCEPT MACHINERY AND EQUIPMENT	1,541	1,570	1,850	2,093	2,050
MANUFACTURE OF MACHINERY AND EQUIPMENT N.E.C.	277	285	289	289	464
MANUFACTURE OF MOTOR VEHICLES	370	365	386	404	713
MANUFACTURE OF FURNITURE; MANUFACTURING N.E.C.	1,466	1,447	2,204	2,319	2,454
T O T A L	82,822	82,316	88,862	90,679	91,199

NUMBER OF EMPLOYEES BY INDUSTRIAL GROUP - PUBLIC AND PRIVATE
1991/92(1984 E.F.Y.) - 1995/96(1988 E.F.Y.)

SUMMARY TABLE - 3.3

INDUSTRIAL GROUP	1984	1985	1986	1987	1988
MANUFACTURE OF FOOD PRODUCTS AND BEVERAGES.....	22,411	22,448	23,898	23,553	23,198
MANUFACTURE OF TOBACCO PRODUCTS	928	984	993	987	982
MANUFACTURE OF TEXTILES	30,165	29,658	30,406	30,941	28,387
MANUFACTURE OF WEARING APPAREL, EXCEPT FUR APPAREL....	3,882	3,839	4,043	3,962	4,054
TANNING AND DRESSING OF LEATHER; MANUFACTURE OF FOOTWEAR, LUGGAGE AND HANDBAGS	6,278	6,267	7,189	7,035	7,748
MANUFACTURE OF WOOD AND OF PRODUCTS OF WOOD AND CORK, EXCEPT FURNITURE	3,183	2,838	2,717	2,554	2,495
MANUFACTURE OF PAPER, PAPER PRODUCTS AND PRINTING	4,399	4,429	4,600	4,998	5,550
MANUFACTURE OF CHEMICALS AND CHEMICAL PRODUCTS.....	1,754	1,808	2,090	2,681	2,825
MANUFACTURE OF RUBBER AND PLASTIC PRODUCTS.....	1,760	1,789	2,003	2,004	2,219
MANUFACTURE OF OTHER NON-METALLIC MINERAL PRODUCTS ...	3,121	3,236	4,606	5,332	6,038
MANUFACTURE OF BASIC IRON AND STEEL.....	1,125	1,137	1,120	1,183	1,121
MANUFACTURE OF FABRICATED METAL PRODUCTS EXCEPT MACHINERY AND EQUIPMENT	1,536	1,566	1,798	2,051	2,006
MANUFACTURE OF MACHINERY AND EQUIPMENT N.E.C.	277	285	287	287	436
MANUFACTURE OF MOTOR VEHICLES	370	365	386	404	705
MANUFACTURE OF FURNITURE; MANUFACTURING N.E.C.	1,455	1,433	2,106	2,241	2,275
T O T A L	82,644	82,082	88,242	90,213	90,039

RATIOS OF MAJOR INDICATORS - PUBLIC AND PRIVATE
1991/92(1984 E.F.Y.) - 1995/96(1988 E.F.Y.)

SUMMARY TABLE 3.4

PER CAPITA/RATIO	1984	1985	1986	1987	1988
PER CAPITA :					
WAGE AND SALARIES PAID PER EMPLOYEE	3,379	4,113	4,516	4,726	5,076
GROSS VALUE OF PRODUCTION PER EMPLOYEE	21,324	32,579	45,451	54,654	64,407
VALUE ADDED * PER EMPLOYEE	4,075	8,685	13,455	14,898	17,702
OPERATING SURPLUS PER EMPLOYEE	696	4,572	8,939	10,172	12,626
VALUE OF FIXED ASSET PER EMPLOYEE	12,040	16,166	20,354	19,643	25,039
RATIO OF					
FIXED ASSETS TO GROSS VALUE OF PRODUCTION	0.565	0.496	0.448	0.359	0.389
INDUSTRIAL COSTS TO GROSS VALUE OF PRODUCTION	0.460	0.442	0.484	0.525	0.530
COST OF ENERGY TO GROSS VALUE OF PRODUCTION	0.044	0.045	0.039	0.037	0.035
VALUE ADDED* TO GROSS VALUE OF PRODUCTION	0.191	0.267	0.296	0.273	0.275
VALUE ADDED* TO TOTAL FIXED CAPITAL	0.339	0.537	0.661	0.758	0.707

* IN THE NATIONAL ACCOUNT CONCEPT AT FACTOR COST

RATIO OF IMPORTED TO TOTAL RAW MATERIAL COSTS BY INDUSTRIAL GROUP - PUBLIC AND PRIVATE
1991/92(1984 E.F.Y.) - 1995/96(1988 E.F.Y.)

SUMMARY TABLE 3.5

INDUSTRIAL GROUP	1984	1985	1986	1987	1988
MANUFACTURE OF FOOD PRODUCTS AND BEVERAGES.....	0.172	0.170	0.179	0.121	0.207
MANUFACTURE OF TOBACCO PRODUCTS	0.416	0.827	0.663	0.822	0.944
MANUFACTURE OF TEXTILES	0.283	0.573	0.699	0.564	0.383
MANUFACTURE OF WEARING APPAREL, EXCEPT FUR APPAREL....	0.100	0.216	0.330	0.390	0.400
TANNING AND DRESSING OF LEATHER; MANUFACTURE OF FOOTWEAR, LUGGAGE AND HANDBAGS	0.227	0.229	0.225	0.151	0.201
MANUFACTURE OF WOOD AND OF PRODUCTS OF WOOD AND CORK, EXCEPT FURNITURE	0.269	0.283	0.313	0.443	0.429
MANUFACTURE OF PAPER, PAPER PRODUCTS AND PRINTING	0.588	0.598	0.751	0.679	0.709
MANUFACTURE OF CHEMICALS AND CHEMICAL PRODUCTS.....	0.813	0.774	0.783	0.755	0.774
MANUFACTURE OF RUBBER AND PLASTIC PRODUCTS.....	0.925	0.911	0.939	0.938	0.950
MANUFACTURE OF OTHER NON-METALLIC MINERAL PRODUCTS ...	0.525	0.563	0.579	0.538	0.418
MANUFACTURE OF BASIC IRON AND STEEL.....	0.954	0.969	0.988	0.974	0.993
MANUFACTURE OF FABRICATED METAL PRODUCTS EXCEPT MACHINERY AND EQUIPMENT	0.835	0.822	0.911	0.843	0.901
MANUFACTURE OF MACHINERY AND EQUIPMENT N.E.C.	0.868	0.889	0.985	0.902	0.686
MANUFACTURE OF MOTOR VEHICLES	0.773	0.689	0.962	0.910	0.915
MANUFACTURE OF FURNITURE; MANUFACTURING N.E.C.	0.305	0.218	0.315	0.301	0.212
T O T A L	0.331	0.443	0.551	0.459	0.476

an indication for the dependency of Large and Medium Scale Manufacturing Industries on imported raw materials. In this respect manufacture of basic iron and steel, manufacture of rubber and plastic products, manufacture of tobacco products and manufacture (assembly) of motor vehicles continued to consume the highest proportion of imported raw materials to that of total cost of raw materials ranging from 90 to 99 percent in 1988 E.F.Y. The overall ratio, i.e., for all manufacturing industries combined the dependency ratio showed a continuous increase except a slight decline in 1987 E.F.Y. throughout the period under review.

The percentage distribution of value added which indicates the structure of Large and Medium Scale Manufacturing Industries among various industrial groups is given in Summary Table 3.6 for the period 1984-1988 E.F.Y. It can be seen that the overall structure of manufacturing industries did not show much variation during 1988 E.F.Y. when compared to the previous years. Because of that, food and textile industries still continued to take the highest share which accounted about 51 percent of the total value added in 1988 E.F.Y. The other important industrial groups in this respect are mainly non-metallic mineral products and manufacture of tanning and dressing of leather and footwear which contributed 19 percent in 1988 E.F.Y. It is important to note also that food and beverage and non-metallic mineral products have shown an increasing contribution, while the share of manufacture of textiles fluctuates throughout the period 1984-1988 E.F.Y.

In summary Table 3.7 are presented the ratio of energy consumed to total industrial cost by industrial group. Here non-metallic industries continued to take the highest share in energy consumption throughout the period under review, which is mainly, due to the highest consumption of energy by cement

PERCENTAGE DISTRIBUTION OF VALUE ADDED* BY INDUSTRIAL GROUP - PUBLIC AND PRIVATE
1991/92(1984 E.F.Y.) - 1995/96(1988 E.F.Y.)

SUMMARY TABLE 3.6

INDUSTRIAL GROUP	1984	1985	1986	1987	1988
MANUFACTURE OF FOOD PRODUCTS AND BEVERAGES.....	33.87	26.94	30.69	37.44	41.15
MANUFACTURE OF TOBACCO PRODUCTS	11.71	6.76	4.84	4.25	4.83
MANUFACTURE OF TEXTILES	14.88	18.47	16.69	12.31	9.83
MANUFACTURE OF WEARING APPAREL, EXCEPT FUR APPAREL....	2.15	2.59	1.78	1.09	0.95
TANNING AND DRESSING OF LEATHER; MANUFACTURE OF FOOTWEAR, LUGGAGE AND HANDBAGS	6.08	11.15	10.65	10.01	9.15
MANUFACTURE OF WOOD AND OF PRODUCTS OF WOOD AND CORK, EXCEPT FURNITURE	1.72	1.71	2.43	2.40	2.02
MANUFACTURE OF PAPER, PAPER PRODUCTS AND PRINTING	10.60	8.26	7.62	5.60	6.65
MANUFACTURE OF CHEMICALS AND CHEMICAL PRODUCTS.....	4.16	5.91	5.30	4.32	3.18
MANUFACTURE OF RUBBER AND PLASTIC PRODUCTS.....	4.64	4.81	4.63	3.79	3.32
MANUFACTURE OF OTHER NON-METALLIC MINERAL PRODUCTS ...	5.01	5.21	6.24	8.28	9.49
MANUFACTURE OF BASIC IRON AND STEEL.....	1.46	2.38	3.61	4.59	3.28
MANUFACTURE OF FABRICATED METAL PRODUCTS EXCEPT MACHINERY AND EQUIPMENT	-0.29	1.57	1.87	1.70	2.02
MANUFACTURE OF MACHINERY AND EQUIPMENT N.E.C.	-0.09	0.17	0.25	0.15	0.23
MANUFACTURE OF MOTOR VEHICLES	1.72	2.78	1.89	2.49	2.35
MANUFACTURE OF FURNITURE; MANUFACTURING N.E.C.	2.38	1.29	1.51	1.57	1.55
T O T A L	100.00	100.00	100.00	100.00	100.00

* IN THE NATIONAL ACCOUNT CONCEPT AT FACTOR COST

RATIO OF COST OF ENERGY CONSUMED TO TOTAL INDUSTRIAL COST BY INDUSTRIAL GROUP - PUBLIC AND PRIVATE
1991/92(1984 E.F.Y.) - 1995/96(1988 E.F.Y.)

SUMMARY TABLE 3.7

INDUSTRIAL GROUP	1984	1985	1986	1987	1988
MANUFACTURE OF FOOD PRODUCTS AND BEVERAGES.....	0.078	0.068	0.071	0.052	0.045
MANUFACTURE OF TOBACCO PRODUCTS	0.042	0.017	0.010	0.009	0.031
MANUFACTURE OF TEXTILES	0.176	0.144	0.099	0.110	0.086
MANUFACTURE OF WEARING APPAREL, EXCEPT FUR APPAREL....	0.007	0.009	0.010	0.010	0.008
TANNING AND DRESSING OF LEATHER; MANUFACTURE OF FOOTWEAR, LUGGAGE AND HANDBAGS	0.026	0.027	0.021	0.014	0.013
MANUFACTURE OF WOOD AND OF PRODUCTS OF WOOD AND CORK, EXCEPT FURNITURE	0.255	0.232	0.166	0.163	0.140
MANUFACTURE OF PAPER, PAPER PRODUCTS AND PRINTING	0.052	0.053	0.040	0.052	0.038
MANUFACTURE OF CHEMICALS AND CHEMICAL PRODUCTS.....	0.029	0.020	0.014	0.013	0.017
MANUFACTURE OF RUBBER AND PLASTIC PRODUCTS.....	0.107	0.116	0.056	0.054	0.061
MANUFACTURE OF OTHER NON-METALLIC MINERAL PRODUCTS ...	0.524	0.651	0.540	0.477	0.430
MANUFACTURE OF BASIC IRON AND STEEL.....	0.076	0.050	0.018	0.022	0.017
MANUFACTURE OF FABRICATED METAL PRODUCTS EXCEPT MACHINERY AND EQUIPMENT	0.079	0.066	0.036	0.051	0.036
MANUFACTURE OF MACHINERY AND EQUIPMENT N.E.C.	0.179	0.097	0.101	0.077	0.063
MANUFACTURE OF MOTOR VEHICLES	0.006	0.007	0.010	0.001	0.002
MANUFACTURE OF FURNITURE; MANUFACTURING N.E.C.	0.028	0.025	0.024	0.015	0.015
T O T A L	0.096	0.102	0.081	0.071	0.066

establishments. The share of energy consumption to total industrial cost for non-metallic industries after a sharp increase in 1985 E.F.Y. showed a gradual decline from 1986-1988 E.F.Y. Next to non-metallic mineral products the highest energy consumption compared to their industrial cost is in manufacture of wood and of products of wood. However, the share for wood and of products of wood showed a gradual but continuous decline throughout the period under review.

The ratio in summary Table 3.8 represents the share of value added in gross value of production for each industrial group. The value of the industrial groups like manufacture of food products and beverages, manufacture of tanning and dressing of leather and manufacture of footwear, manufacture of non-metallic mineral products, fabricated metal products except machinery and equipment, manufacture of machinery and equipment n.e.c. and manufacture (assembly) of motor vehicles marked an increase in 1988 E.F.Y., when compared to that of 1987 E.F.Y.; while that of the remaining industrial groups declined in the same period. The share of value added in gross value of production for all industrial groups combined showed a fluctuation throughout all the five years period.

Establishments which were working less than 12 months during the reference period were asked to state their reasons for not being fully operational during the reference period and these are presented in summary Table 3.9. It can be observed that among the total establishments working less than 12 months during the reference period (excluding other reasons) absence of market demand for their products and shortage of supply of raw materials stood as the first and second highest proportion, respectively.

RATIO OF VALUE ADDED* TO GROSS VALUE OF PRODUCTION BY INDUSTRIAL GROUP - PUBLIC AND PRIVATE
1991/92(1984 E.F.Y.) - 1995/96(1988 E.F.Y.)

SUMMARY TABLE 3.8

INDUSTRIAL GROUP	1984	1985	1986	1987	1988
MANUFACTURE OF FOOD PRODUCTS AND BEVERAGES.....	0.148	0.193	0.276	0.289	0.301
MANUFACTURE OF TOBACCO PRODUCTS	0.269	0.256	0.300	0.286	0.315
MANUFACTURE OF TEXTILES	0.224	0.339	0.307	0.282	0.224
MANUFACTURE OF WEARING APPAREL, EXCEPT FUR APPAREL....	0.163	0.281	0.277	0.228	0.211
TANNING AND DRESSING OF LEATHER; MANUFACTURE OF FOOTWEAR, LUGGAGE AND HANDBAGS	0.113	0.276	0.335	0.224	0.230
MANUFACTURE OF WOOD AND OF PRODUCTS OF WOOD AND CORK, EXCEPT FURNITURE	0.329	0.423	0.480	0.489	0.482
MANUFACTURE OF PAPER, PAPER PRODUCTS AND PRINTING	0.393	0.415	0.434	0.375	0.363
MANUFACTURE OF CHEMICALS AND CHEMICAL PRODUCTS.....	0.257	0.283	0.258	0.206	0.160
MANUFACTURE OF RUBBER AND PLASTIC PRODUCTS.....	0.273	0.343	0.307	0.316	0.284
MANUFACTURE OF OTHER NON-METALLIC MINERAL PRODUCTS ...	0.247	0.290	0.332	0.331	0.361
MANUFACTURE OF BASIC IRON AND STEEL.....	0.163	0.291	0.196	0.277	0.185
MANUFACTURE OF FABRICATED METAL PRODUCTS EXCEPT MACHINERY AND EQUIPMENT	-0.039	0.268	0.271	0.264	0.289
MANUFACTURE OF MACHINERY AND EQUIPMENT N.E.C.	-0.126	0.269	0.413	0.303	0.367
MANUFACTURE OF MOTOR VEHICLES	0.211	0.278	0.168	0.104	0.172
MANUFACTURE OF FURNITURE; MANUFACTURING N.E.C.	0.381	0.378	0.402	0.390	0.374
T O T A L	0.191	0.267	0.296	0.273	0.275

* IN THE NATIONAL ACCOUNT CONCEPT AT FACTOR COST

PERCENTAGE DISTRIBUTION OF ESTABLISHMENTS BY FIRST MAJOR REASON FOR NOT BEING FULLY OPERATIONAL
AND INDUSTRIAL GROUP - PUBLIC AND PRIVATE 1995/96(1988 E.F.Y.)

SUMMARY TABLE 3.9

INDUSTRIAL GROUP	TYPE OF REASONS										
	SHORTAGE OF SUPPLY OF RAW MATERIALS	SHORTAGE OF SUPPLY OF SPARE PARTS	LACK OF FOREIGN EXCHANGE	ABSENCE OF MARKET DEMAND	LACK OF WORKING CAPITAL	SHORTAGE OF ELECTRICITY AND WATER SUPPLY	FREQUENT MACHINERY BREAKAGE	OBSTACLES FROM GOV. RULES AND REGULATIONS	OTHERS	NOT STATED	TOTAL
MANUFACTURE OF FOOD PRODUCTS AND BEVERAGES.....	9	-	-	12	4	3	7	-	20	-	55
MANUFACTURE OF TOBACCO PRODUCTS	-	-	-	-	-	-	-	-	-	-	-
MANUFACTURE OF TEXTILES	4	2	-	2	-	-	-	-	2	-	10
MANUFACTURE OF WEARING APPAREL, EXCEPT FUR APPAREL....	-	-	-	2	-	-	-	-	2	-	4
TANNING AND DRESSING OF LEATHER; MANUFACTURE OF FOOTWEAR, LUGGAGE AND HANDBAGS	9	-	-	18	1	-	-	1	2	1	32
MANUFACTURE OF WOOD AND OF PRODUCTS OF WOOD AND CORK, EXCEPT FURNITURE	7	1	-	1	-	-	1	-	2	-	12
MANUFACTURE OF PAPER, PAPER PRODUCTS AND PRINTING	1	-	-	1	-	-	-	-	4	-	6
MANUFACTURE OF CHEMICALS AND CHEMICAL PRODUCTS.....	3	-	-	6	1	-	2	-	-	-	12
MANUFACTURE OF RUBBER AND PLASTIC PRODUCTS.....	1	-	-	1	-	1	-	-	-	-	3
MANUFACTURE OF OTHER NON-METALLIC MINERAL PRODUCTS ...	14	-	-	14	2	1	2	-	13	-	46
MANUFACTURE OF BASIC IRON AND STEEL.....	1	-	-	-	-	-	-	-	1	-	2
MANUFACTURE OF FABRICATED METAL PRODUCTS EXCEPT MACHINERY AND EQUIPMENT	2	-	-	3	-	2	-	-	-	-	7
MANUFACTURE OF MACHINERY AND EQUIPMENT N.E.C.	-	-	-	-	1	-	-	-	1	-	2
MANUFACTURE OF MOTOR VEHICLES	-	-	-	2	-	-	-	-	1	-	3
MANUFACTURE OF FURNITURE; MANUFACTURING N.E.C.	3	-	-	3	1	3	-	1	3	-	14
T O T A L	54	3	-	65	10	10	12	2	51	1	208

In a similar way to that of the above question establishments which were not working at full capacity were asked to state their reasons for working below capacity during the reference period and this is shown in summary Table 3.10. When examining the first types of major reasons, about 43 percent of the establishments working below capacity stated that they did not work at full capacity because of absence of market demand for their products.

The data in summary Table 3.11 depict the first major problems faced by establishments at the survey period. As this summary Table indicated almost one-third of the establishments reported that the first major current operating difficulty was absence of market demand for their products; followed by shortage of supply of raw materials which were reported by about 19 percent of the total establishments.

**PERCENTAGE DISTRIBUTION OF ESTABLISHMENTS BY TYPE OF FIRST MAJOR OPERATIONAL
PROBLEM-FACED AND INDUSTRIAL GROUP - PUBLIC AND PRIVATE 1995/96(1988 E.F.Y.)**

SUMMARY TABLE 3.10

INDUSTRIAL GROUP	TYPE OF REASONS												
	SHORTAGE OF SUPPLY OF RAW MATERIALS	SHORTAGE OF SUPPLY OF SPARE PARTS	UNABLE TO COMPETE THE MARKET	ABSENCE OF MARKET DEMAND	LACK OF WORKING CAPITAL	FREQUENT MACHINERY FAILURE	LACK OF WORKING PREMISES	PROBLEM WITH EMPLOYEES	GOVERNMENT RULES AND REG- ULATIONS	OTHER PROBLEMS	NO PROBLEM FACED	NOT STATED	TOTAL
MANUFACTURE OF FOOD PRODUCTS AND BEVERAGES.....	22	8	8	55	8	6	1	-	3	14	13	26	164
MANUFACTURE OF TOBACCO PRODUCTS	-	-	-	-	-	-	-	-	-	-	1	-	1
MANUFACTURE OF TEXTILES	8	3	-	15	1	1	-	-	1	-	1	2	32
MANUFACTURE OF WEARING APPAREL, EXCEPT FUR APPAREL....	9	-	-	11	-	-	1	-	-	1	-	-	22
TANNING AND DRESSING OF LEATHER; MANUFACTURE OF FOOTWEAR, LUGGAGE AND HANDBAGS	17	-	3	25	6	-	2	-	2	4	3	1	63
MANUFACTURE OF WOOD AND OF PRODUCTS OF WOOD AND CORK, EXCEPT FURNITURE	9	1	-	5	2	2	-	-	-	2	2	3	26
MANUFACTURE OF PAPER, PAPER PRODUCTS AND PRINTING	10	2	3	7	3	1	2	-	-	2	10	2	42
MANUFACTURE OF CHEMICALS AND CHEMICAL PRODUCTS.....	5	1	2	15	3	-	2	-	2	1	1	3	35
MANUFACTURE OF RUBBER AND PLASTIC PRODUCTS.....	2	2	-	5	2	-	-	-	-	1	1	1	14
MANUFACTURE OF OTHER NON-METALLIC MINERAL PRODUCTS ...	13	6	3	23	6	6	1	-	2	9	5	10	84
MANUFACTURE OF BASIC IRON AND STEEL.....	-	-	-	3	-	-	-	-	-	-	-	-	3
MANUFACTURE OF FABRICATED METAL PRODUCTS EXCEPT MACHINERY AND EQUIPMENT	4	-	4	17	1	-	2	-	1	1	3	6	39
MANUFACTURE OF MACHINERY AND EQUIPMENT N.E.C.	-	-	1	6	-	-	-	-	1	1	2	-	11
MANUFACTURE OF MOTOR VEHICLES	1	-	-	5	-	-	1	-	2	-	1	1	11
MANUFACTURE OF FURNITURE; MANUFACTURING N.E.C.	17	2	6	22	2	1	6	-	3	2	5	5	71
T O T A L	117	25	30	214	34	17	18	-	17	38	48	60	618

PERCENTAGE DISTRIBUTION OF ESTABLISHMENTS BY FIRST REASON FOR NOT WORKING AT FULL CAPACITY
AND INDUSTRIAL GROUP - PUBLIC AND PRIVATE 1995/96(1988 E.F.Y.)

SUMMARY TABLE 3.11

INDUSTRIAL GROUP	TYPE OF REASONS								
	SHORTAGE OF SUPPLY OF RAW MATERIALS	SHORTAGE OF SUPPLY OF SPARE PARTS	ABSENCE OF MARKET DEMAND	ABSENCE OF CREDIT FACILITY	SHORTAGE OF FOREIGN EXCHANGE	LACK OF ADEQUATE SKILLS	OTHERS	NOT STATED	TOTAL
MANUFACTURE OF FOOD PRODUCTS AND BEVERAGES.....	39	9	72	2	1	1	27	21	172
MANUFACTURE OF TOBACCO PRODUCTS	-	-	-	-	-	-	-	-	-
MANUFACTURE OF TEXTILES	11	-	17	1	-	1	1	1	32
MANUFACTURE OF WEARING APPAREL, EXCEPT FUR APPAREL....	7	-	11	-	-	-	3	1	22
TANNING AND DRESSING OF LEATHER; MANUFACTURE OF FOOTWEAR, LUGGAGE AND HANDBAGS	20	1	34	1	1	-	3	3	63
MANUFACTURE OF WOOD AND OF PRODUCTS OF WOOD AND CORK, EXCEPT FURNITURE	12	3	4	-	-	-	2	5	26
MANUFACTURE OF PAPER, PAPER PRODUCTS AND PRINTING	11	1	15	1	-	-	9	6	43
MANUFACTURE OF CHEMICALS AND CHEMICAL PRODUCTS.....	7	-	16	1	-	-	7	4	35
MANUFACTURE OF RUBBER AND PLASTIC PRODUCTS.....	5	-	3	-	1	-	2	3	14
MANUFACTURE OF OTHER NON-METALLIC MINERAL PRODUCTS ...	14	10	36	3	-	-	16	6	85
MANUFACTURE OF BASIC IRON AND STEEL.....	1	-	2	-	-	-	-	-	3
MANUFACTURE OF FABRICATED METAL PRODUCTS EXCEPT MACHINERY AND EQUIPMENT	5	1	19	1	-	-	7	6	39
MANUFACTURE OF MACHINERY AND EQUIPMENT N.E.C.	2	-	10	-	-	-	2	-	14
MANUFACTURE OF MOTOR VEHICLES	2	-	7	-	-	-	2	-	11
MANUFACTURE OF FURNITURE; MANUFACTURING N.E.C.	27	2	23	5	-	-	10	4	71
T O T A L	163	27	269	15	3	2	91	60	630

FIG. I - GROSS VALUE OF PRODUCTION AT CURRENT PRICE BY OWNERSHIP

1991/92 - 1995/96 (1984 - 1988 E.F.Y.)

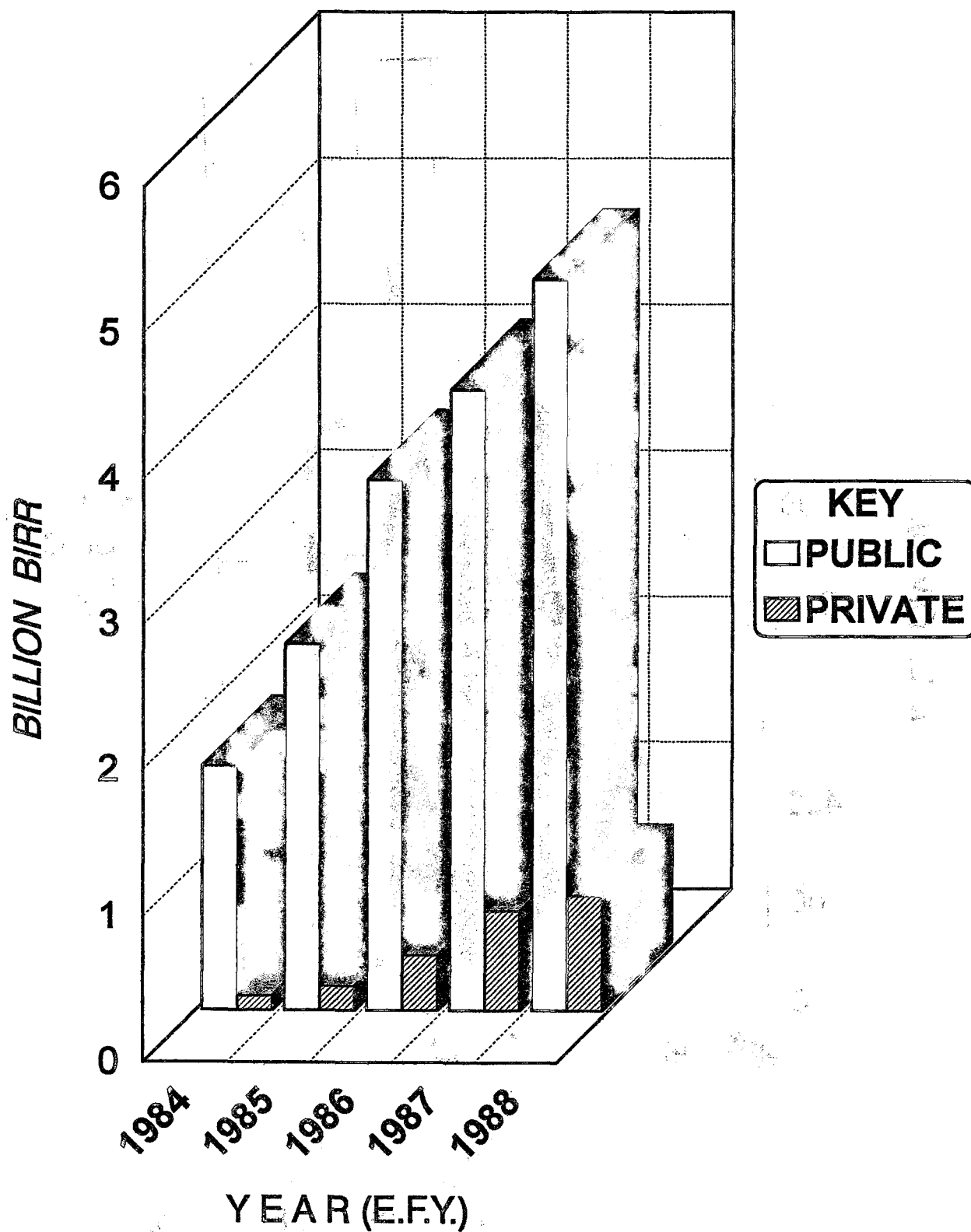
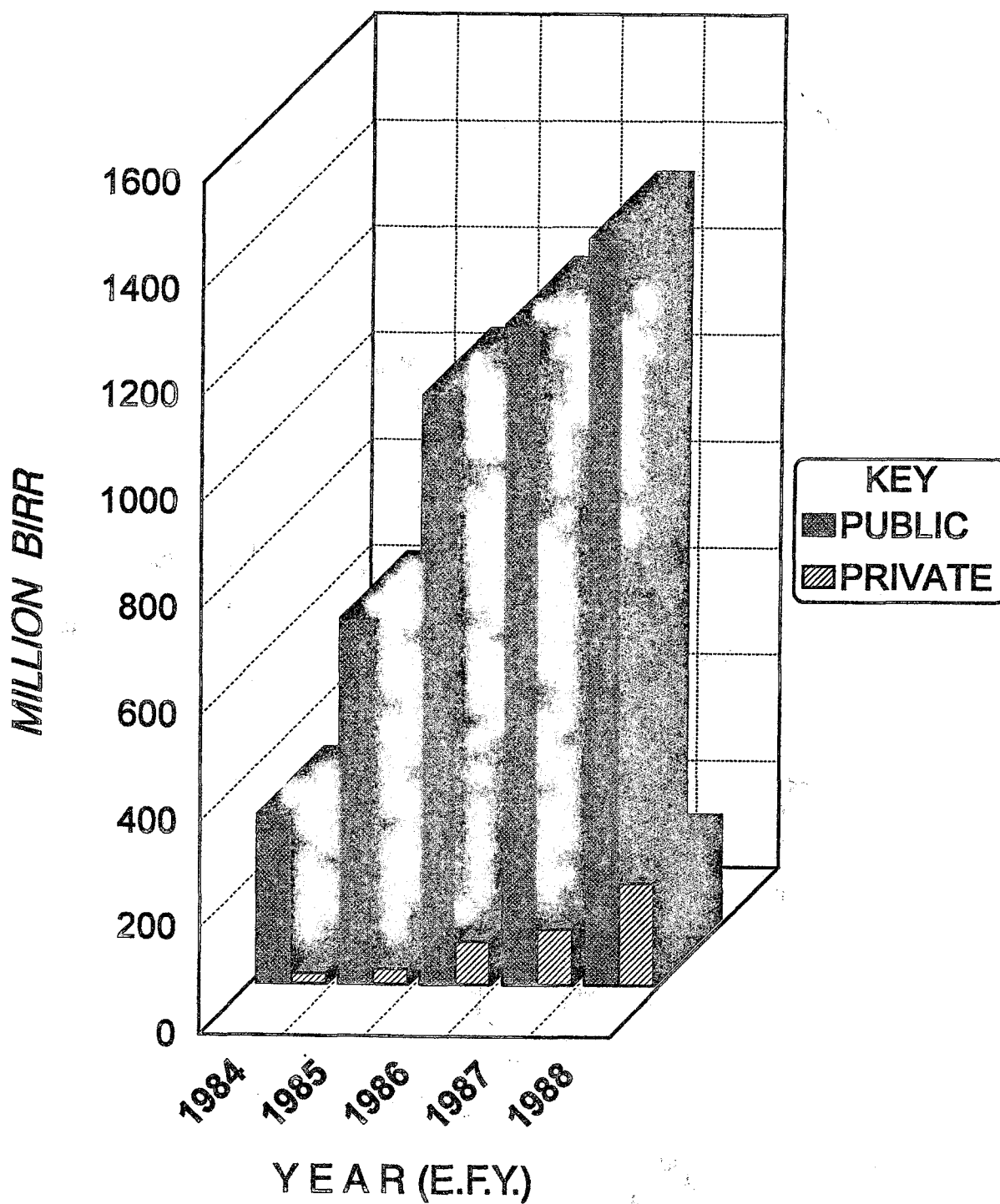


FIG. II - VALUE ADDED* BY OWNERSHIP

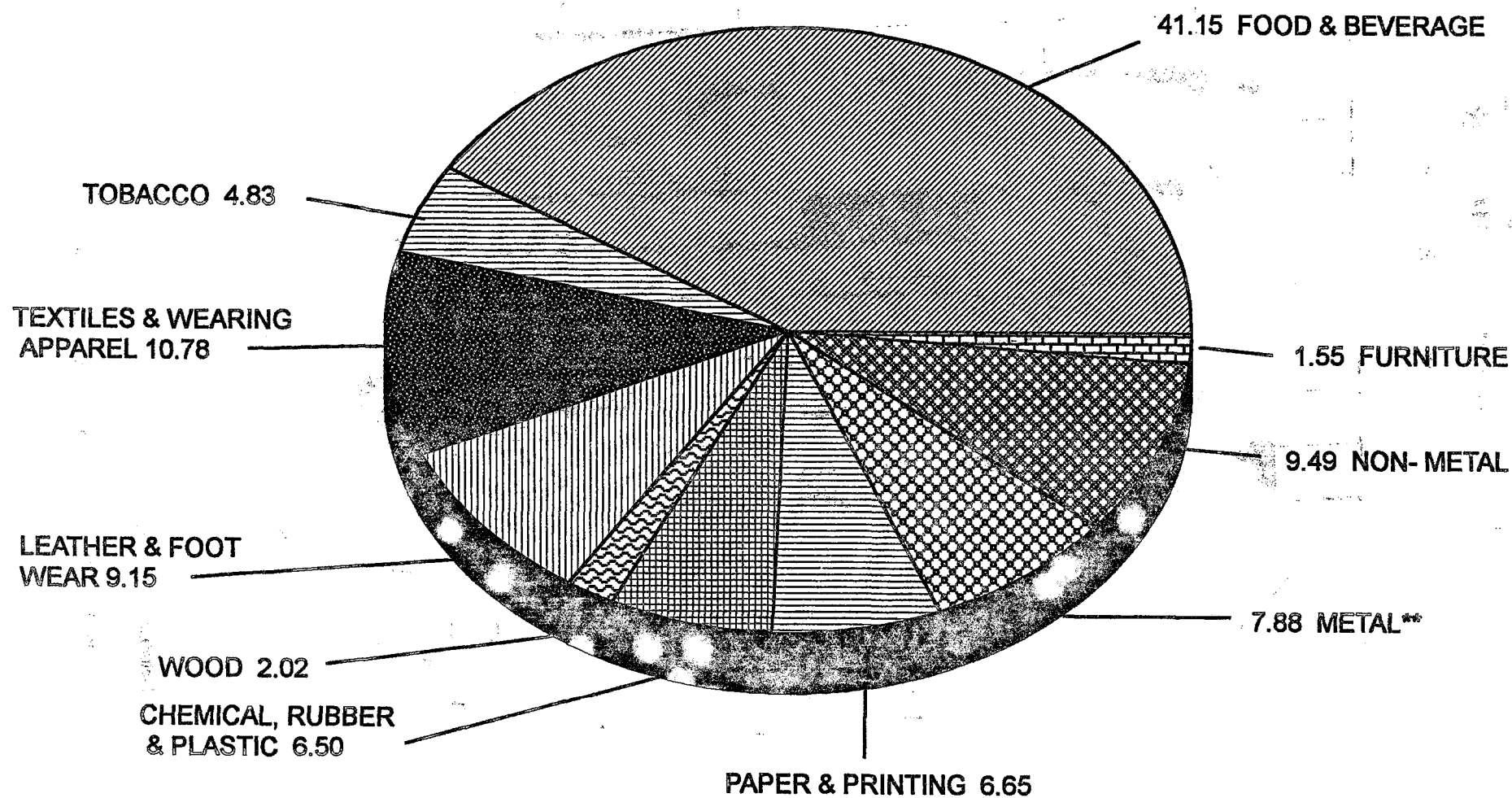
1991/92 - 1995/96 (1984 - 1988 E.F.Y.)



*In The National Account Concept at Factor Cost

FIG. III - PERCENTAGE DISTRIBUTION OF VALUE ADDED* BY INDUSTRIAL GROUP

1995/96 (1988 E.F.Y.)

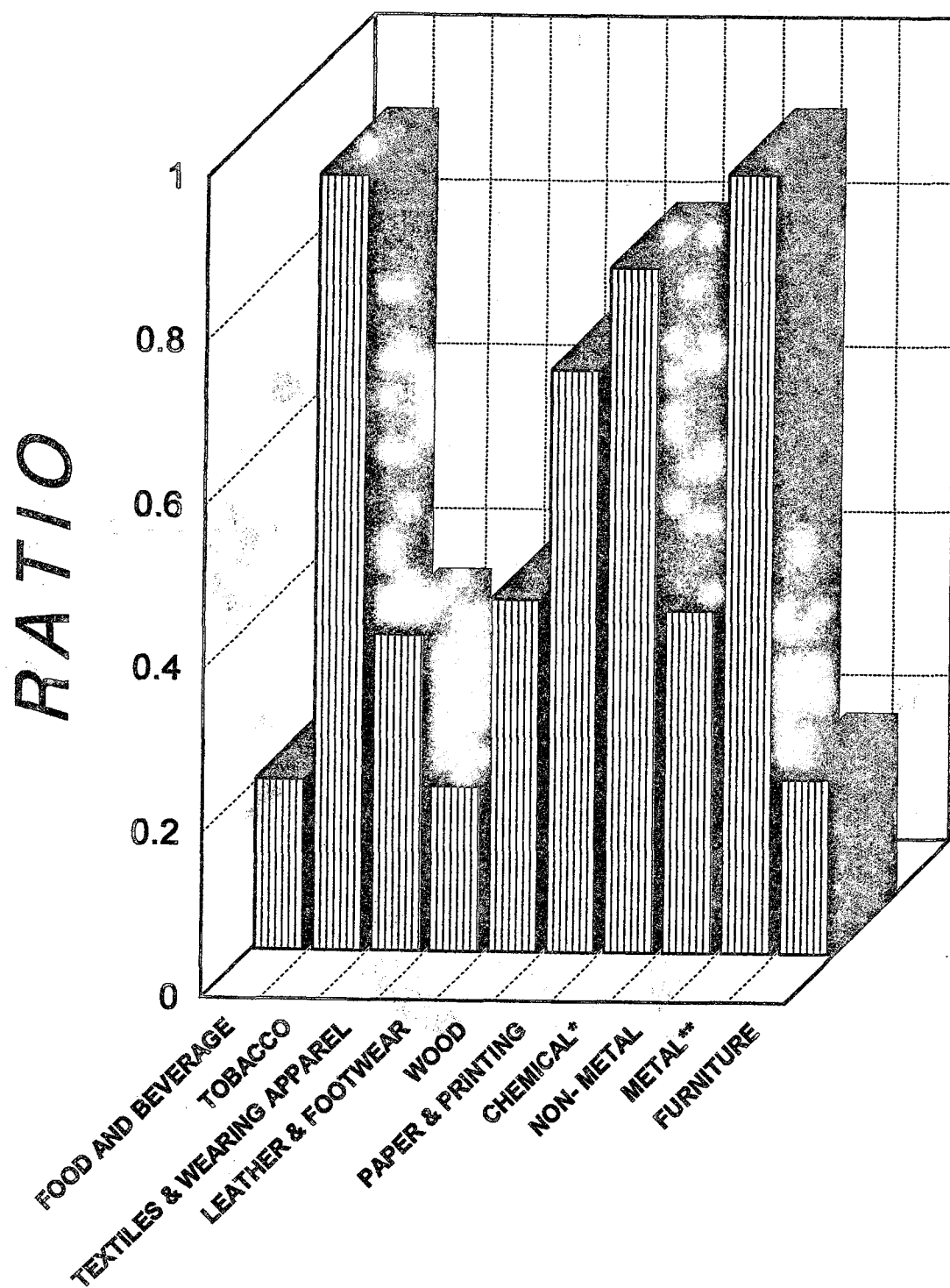


* In The National Account Concept at Factor cost

** Including Basic Iron, Fabricated Metal, Machinery & Motor Vehicles

**FIG. IV- RATIO OF IMPORTED TO TOTAL RAW MATERIAL
COST BY INDUSTRIAL GROUP**

1995/96 (1988 E.F.Y.)

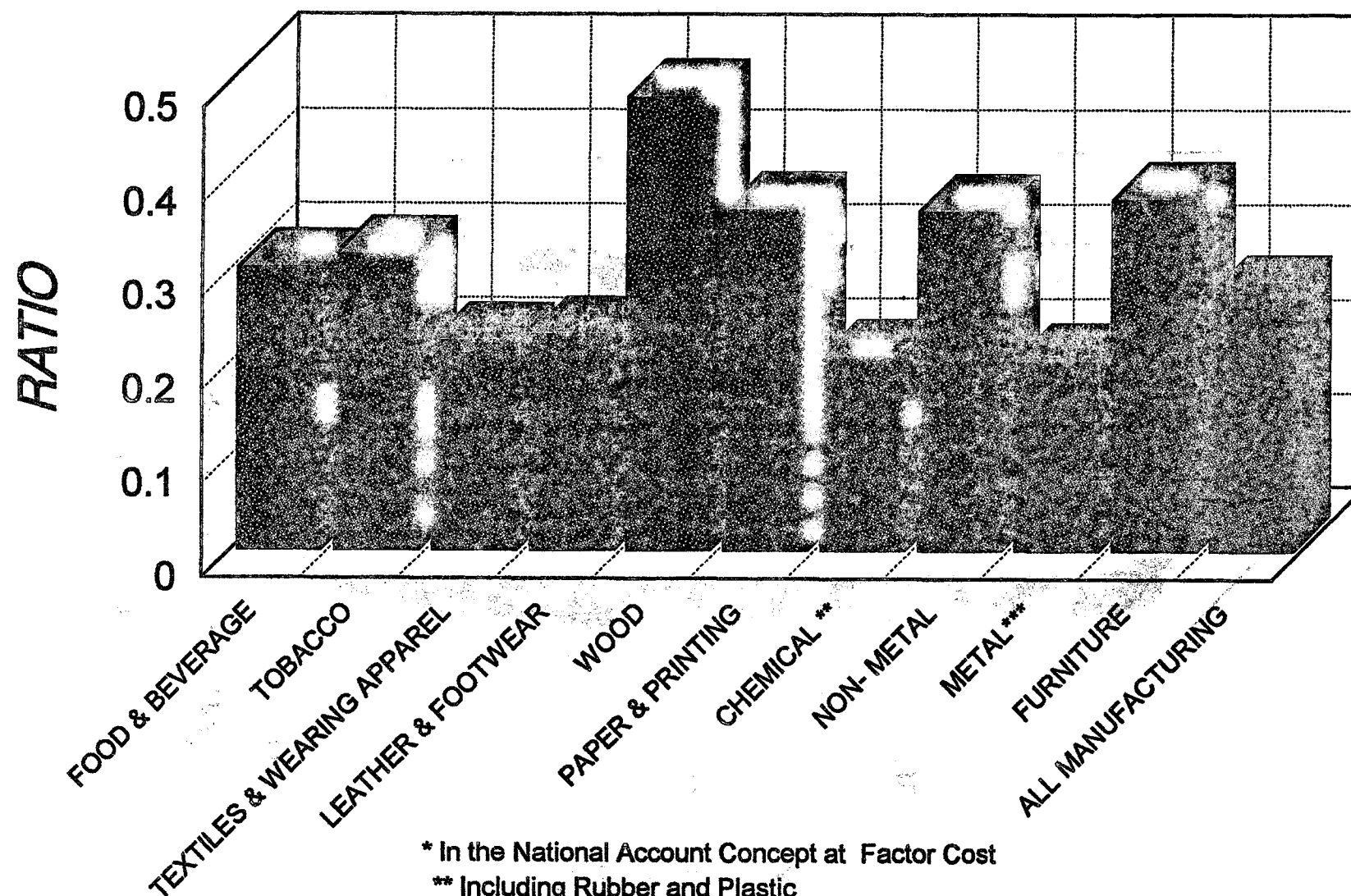


* Including Rubber and Plastic

** Including Basic Iron, Fabricated Metal, Machinery & Motor Vehicles

FIG. V - RATIO OF VALUE ADDED* TO GROSS VALE OF PRODUCTION

1995/96 (1988 E.F.Y.)



* In the National Account Concept at Factor Cost

** Including Rubber and Plastic

*** Including Basic Iron, Fabricated Metal, Machinery & Motor Vehicles

FIG. VI - INSTALLED GENERATING CAPACITY OF ELECTRICITY

1991/92 - 1995/96 (1984 - 1988 E.F.Y.)

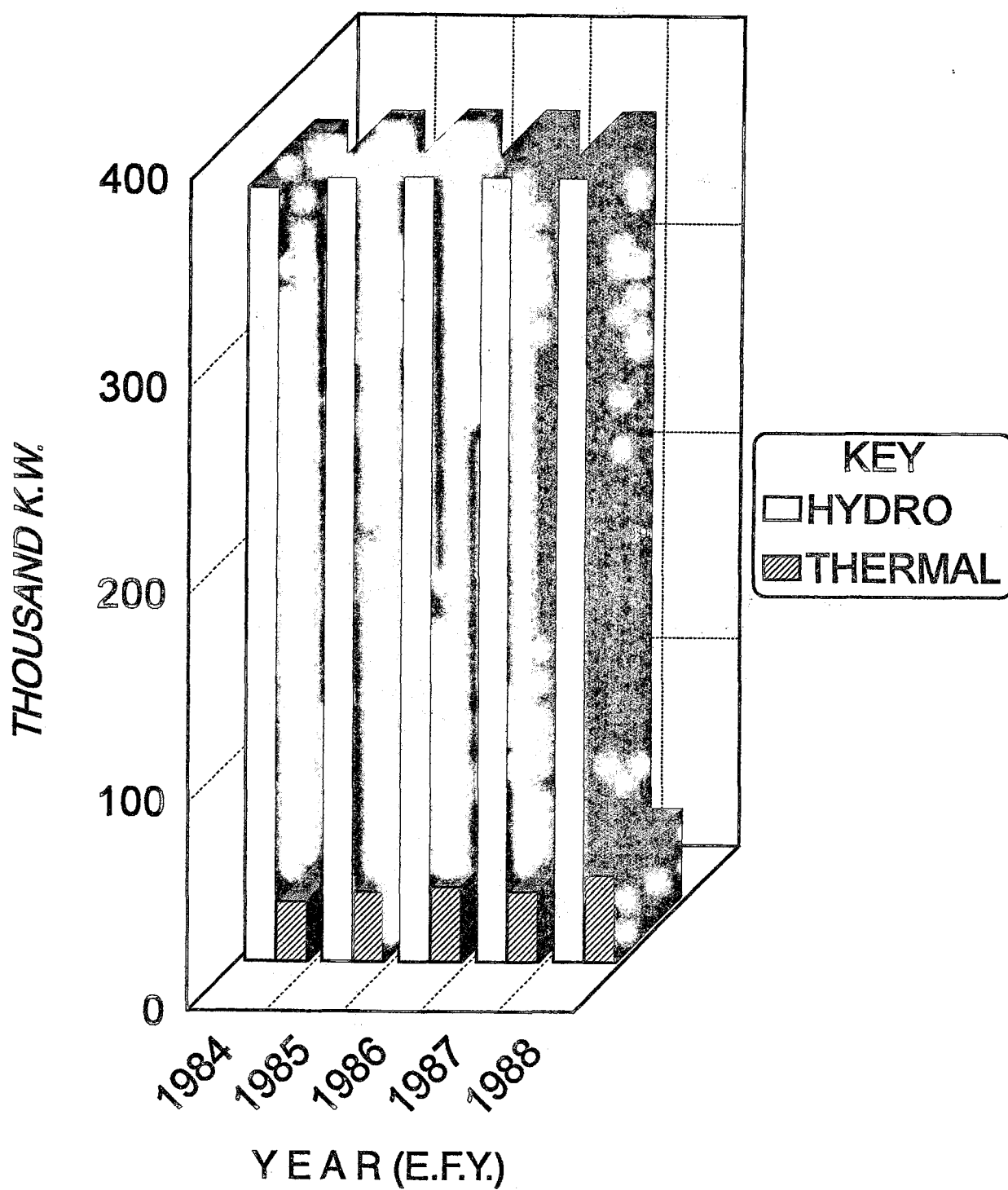
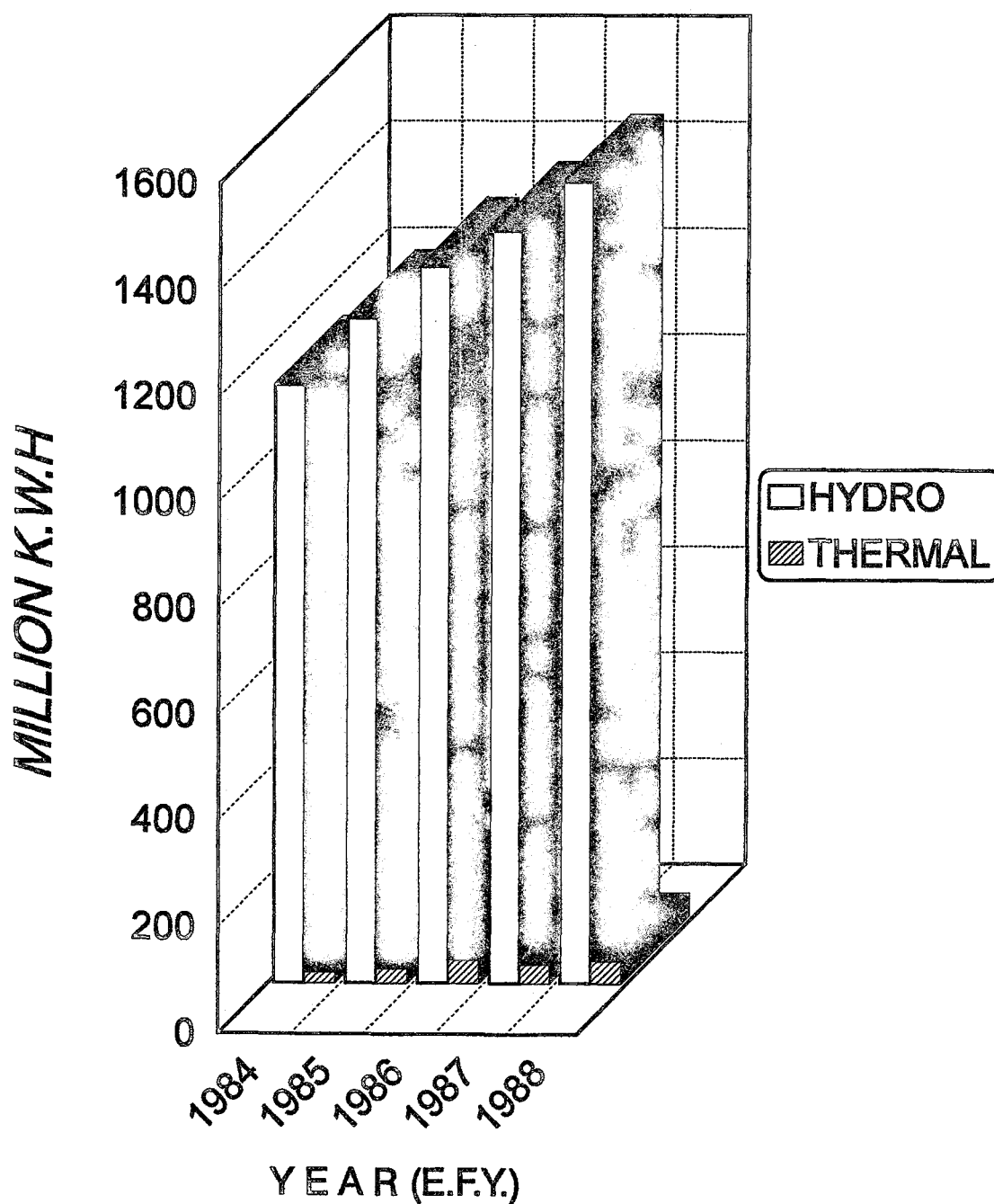


FIG. VII - PRODUCTION OF ELECTRICITY

1991/92 - 1995/96 (1984 - 1988 E.F.Y.)





PART IV

**STATISTICAL TABLES ON LARGE AND
MEDIUM SCALE MANUFACTURING
INDUSTRIES**

1995/96 (1988 E.F.Y.)

100 100 100

COVERAGE OF THE SURVEY
1995/96(1988 E.F.Y.)

TABLE 4.1

INDUSTRIAL GROUP	N° OF ESTABLISHMENTS COVERED BY THE REPORT			N° OF ESTABLISHMENTS WITH RESPONSES			PERCENTAGE OF RESPONSES		
	PUBLIC	PRIVATE	TOTAL	PUBLIC	PRIVATE	TOTAL	PUBLIC	PRIVATE	TOTAL
MANUFACTURE OF FOOD PRODUCTS AND BEVERAGES.....	63	111	174	56	111	167	88.89	100.00	95.98
MANUFACTURE OF TOBACCO PRODUCTS	1	-	1	1	-	1	100.00	-	100.00
MANUFACTURE OF TEXTILES	18	14	32	18	14	32	100.00	100.00	100.00
MANUFACTURE OF WEARING APPAREL, EXCEPT FUR APPAREL....	6	17	23	6	17	23	100.00	100.00	100.00
TANNING AND DRESSING OF LEATHER; MANUFACTURE OF FOOTWEAR, LUGGAGE AND HANDBAGS	9	54	63	9	54	63	100.00	100.00	100.00
MANUFACTURE OF WOOD AND OF PRODUCTS OF WOOD AND CORK, EXCEPT FURNITURE.....	13	13	26	11	13	24	84.62	100.00	92.31
MANUFACTURE OF PAPER, PAPER PRODUCTS AND PRINTING	9	34	43	9	34	43	100.00	100.00	100.00
MANUFACTURE OF CHEMICALS AND CHEMICAL PRODUCTS.....	9	26	35	8	26	34	88.89	100.00	97.14
MANUFACTURE OF RUBBER AND PLASTIC PRODUCTS.....	4	11	15	3	11	14	75.00	100.00	93.33
MANUFACTURE OF OTHER NON-METALLIC MINERAL PRODUCTS ...	21	64	85	20	64	84	95.24	100.00	98.82
MANUFACTURE OF BASIC IRON AND STEEL.....	3	-	3	3	-	3	100.00	-	100.00
MANUFACTURE OF FABRICATED METAL PRODUCTS EXCEPT MACHINERY AND EQUIPMENT	5	34	39	5	34	39	100.00	100.00	100.00
MANUFACTURE OF MACHINERY AND EQUIPMENT N.E.C.	2	13	15	2	13	15	100.00	100.00	100.00
MANUFACTURE OF MOTOR VEHICLES	1	12	13	1	12	13	100.00	100.00	100.00
MANUFACTURE OF FURNITURE; MANUFACTURING N.E.C.	5	70	75	5	70	75	100.00	100.00	100.00
T O T A L	169	473	642	157	473	630	92.90	100.00	98.13

COVERAGE OF THE SURVEY
1995/96(1988 E.F.Y.)

TABLE 4.1 (CONTD.)

INDUSTRIAL GROUP	VALUE ADDED AT FACTOR COST - NATIONAL ACCOUNT CONCEPT (IN '000 BIRR)								
	PUBLIC	PRIVATE	TOTAL	OF WHICH ESTABLISHMENTS WITH RESPONSES			PERCENTAGE OF RESPONSES		
				PUBLIC	PRIVATE	TOTAL	PUBLIC	PRIVATE	TOTAL
MANUFACTURE OF FOOD PRODUCTS AND BEVERAGES.....	625,391	30,539	655,930	593,289	30,539	623,828	94.87	100.00	95.11
MANUFACTURE OF TOBACCO PRODUCTS	77,008	-	77,008	77,008	-	77,008	100.00	-	100.00
MANUFACTURE OF TEXTILES	149,561	7,074	156,636	149,561	7,074	156,636	100.00	100.00	100.00
MANUFACTURE OF WEARING APPAREL, EXCEPT FUR APPAREL....	11,631	3,539	15,170	11,631	3,539	15,170	100.00	100.00	100.00
TANNING AND DRESSING OF LEATHER; MANUFACTURE OF FOOTWEAR, LUGGAGE AND HANDBAGS	115,967	29,815	145,782	115,967	29,815	145,782	100.00	100.00	100.00
MANUFACTURE OF WOOD AND OF PRODUCTS OF WOOD AND CORK, EXCEPT FURNITURE	29,878	2,252	32,130	23,128	2,252	25,380	77.41	100.00	78.99
MANUFACTURE OF PAPER, PAPER PRODUCTS AND PRINTING	95,408	10,554	105,962	95,408	10,554	105,962	100.00	100.00	100.00
MANUFACTURE OF CHEMICALS AND CHEMICAL PRODUCTS.....	23,990	26,753	50,743	20,329	26,753	47,082	84.74	100.00	92.78
MANUFACTURE OF RUBBER AND PLASTIC PRODUCTS.....	47,530	5,373	52,903	43,395	5,373	48,768	91.30	100.00	92.18
MANUFACTURE OF OTHER NON-METALLIC MINERAL PRODUCTS ...	136,649	14,666	151,315	135,137	14,666	149,802	98.89	100.00	99.00
MANUFACTURE OF BASIC IRON AND STEEL.....	52,284	-	52,284	52,284	-	52,284	100.00	-	100.00
MANUFACTURE OF FABRICATED METAL PRODUCTS EXCEPT MACHINERY AND EQUIPMENT	22,880	9,284	32,164	22,880	9,284	32,164	100.00	100.00	100.00
MANUFACTURE OF MACHINERY AND EQUIPMENT N.E.C.	1,371	2,273	3,644	1,371	2,273	3,644	100.00	100.00	100.00
MANUFACTURE OF MOTOR VEHICLES	6,801	30,685	37,486	6,801	30,685	37,486	100.00	100.00	100.00
MANUFACTURE OF FURNITURE; MANUFACTURING N.E.C.	4,236	20,445	24,681	4,236	20,445	24,681	100.00	100.00	100.00
T O T A L	1,400,585	193,254	1,593,839	1,352,424	193,254	1,545,678	96.56	100.00	96.98

**INITIAL CAPITAL OF REPORTING ESTABLISHMENTS BY SOURCE OF OWNERSHIP AND INDUSTRIAL GROUP
1995/96(1988 E.F.Y.)**

TABLE 4.2

INDUSTRIAL GROUP	N° OF ESTABLISHMENTS			INITIAL CAPITAL(IN '000 BIRR)				
	PUBLIC	PRIVATE	TOTAL	PUBLIC	PRIVATE		NON-ETH.	TOTAL
					ETHIOPIAN			
					MALE	FEM.		
MANUFACTURE OF FOOD PRODUCTS AND BEVERAGES.....	63	108	171	568,641	57,138	11,276	-	637,055
Production, processing and preserving of meat, fruit and vegetables	7	-	7	73,909	-	-	-	73,909
Manufacture of vegetable and animal oils and fats....	9	19	28	33,386	12,548	243	-	46,177
Manufacture of dairy products	1	-	1	30,966	-	-	-	30,966
Manufacture of grain mill products	11	7	18	99,292	24,644	4,860	-	128,797
Manufacture of prepared animal feeds	2	-	2	2,894	-	-	-	2,894
Manufacture of bakery products	5	71	76	8,179	13,938	2,411	-	24,528
Manufacture of sugar and sugar confectionery	3	2	5	185,193	19	-	-	185,212
Manufacture of macaroni and spaghetti.....	2	1	3	1,198	3,000	3,000	-	7,198
Manufacture of food products n.e.c.	3	2	5	31,435	1,510	-	-	32,945
Distilling, rectifying and blending of spirits	4	6	10	1,281	1,479	762	-	3,522
Manufacture of wines	3	-	3	2,545	-	-	-	2,545
Manufacture of malt liquors and malt	5	-	5	68,810	-	-	-	68,810
Manufacture of soft drinks & production of mineral waters	8	-	8	29,553	-	-	-	29,553
MANUFACTURE OF TOBACCO PRODUCTS	-	-	-	-	-	-	-	-
Manufacture of tobacco products.....	-	-	-	-	-	-	-	-
MANUFACTURE OF TEXTILES	16	14	30	233,094	10,685	1,135	205	245,119
Spinning, weaving and finishing of textiles	14	4	18	226,844	723	571	130	228,268
Manufacture of cordage, rope, twine and netting	2	1	3	6,250	8,045	-	-	14,295
Knitting mills	-	9	9	-	1,917	564	75	2,556
MANUFACTURE OF WEARING APPAREL, EXCEPT FUR APPAREL.....	5	17	22	8,168	6,210	866	50	15,294
Manufacture of wearing apparel except fur apparel....	5	17	22	8,168	6,210	866	50	15,294
TANNING AND DRESSING OF LEATHER; MANUFACTURE OF FOOTWEAR, LUGGAGE AND HANDBAGS	9	54	63	23,821	34,769	21,507	2,111	82,208
Tanning and dressing of leather, luggage and handbags.	6	2	8	14,760	9,840	1,010	150	25,760
Manufacture of footwear.....	3	52	55	9,061	24,929	20,497	1,961	56,448
MANUFACTURE OF WOOD AND OF PRODUCTS OF WOOD AND CORK, EXCEPT FURNITURE	10	13	23	10,982	1,382	16	31	12,412
Manufacture of wood and of products of wood and cork, except furniture.....	10	13	23	10,982	1,382	16	31	12,412
MANUFACTURE OF PAPER, PAPER PRODUCTS AND PRINTING	9	33	42	74,063	15,565	5,810	230	95,668
Manufacture of paper and paper products.....	2	3	5	12,126	6,295	-	-	18,421
Publishing and printing services.....	7	30	37	61,937	9,270	5,810	230	77,247
MANUFACTURE OF CHEMICALS AND CHEMICAL PRODUCTS.....	9	25	34	39,273	12,000	1,099	-	52,371
Manufacture of basic chemicals, except fertilizers and nitrogen compounds.....	2	-	2	15,598	-	-	-	15,598
Manufacture of paints, varnishes and mastics	3	2	5	19,458	600	239	-	20,297

INITIAL CAPITAL OF REPORTING ESTABLISHMENTS BY SOURCE OF OWNERSHIP AND INDUSTRIAL GROUP
1995/96(1988 E.F.Y.)
TABLE 4.2 (Contd..)

INDUSTRIAL GROUP	N° OF ESTABLISHMENTS			INITIAL CAPITAL(IN '000 BIRR)					
	PUBLIC	PRIVATE	TOTAL	PUBLIC	PRIVATE		NON-ETH.	TOTAL	
					ETHIOPIAN				
					MALE	FEM.			
Manufacture of pharmaceuticals, medicinal chemicals and botanical products.....	1	1	2	2,592	1,081	-	-	3,673	
Manufacture of soap and detergents cleaning and polishing, perfumes and toilet preparations.....	3	19	22	1,625	10,064	835	-	12,523	
Manufacture of chemical products n.e.c.	-	3	3	-	255	25	-	280	
MANUFACTURE OF RUBBER AND PLASTIC PRODCUTS.....	4	11	15	15,204	30,673	11,816	-	57,693	
Manufacture of rubber products.....	1	3	4	7,800	960	90	-	8,850	
Manufacture of plastic products.....	3	8	11	7,404	29,713	11,726	-	48,843	
MANUFACTURE OF OTHER NON-METALLIC MINERAL PRODUCTS	20	64	84	89,121	22,080	3,321	26,167	140,689	
Manufacture of glass and glass products.....	1	1	2	15,047	-	-	-	15,047	
Manufacture of structural clay products	2	4	6	1,578	3,559	-	-	5,137	
Manufacture of cement, lime and plaster	6	1	7	48,223	68	-	17	48,308	
Manufacture of articles of concrete, cement and plaster	8	56	64	23,032	7,213	3,321	250	33,815	
Manufacture of non-metallic mineral products n.e.c....	3	2	5	1,242	11,240	-	25,900	38,382	
MANUFACTURE OF BASIC IRON AND STEEL.....	3	-	3	8,489	-	-	-	8,489	
Manufacture of basic iron and steel.....	3	-	3	8,489	-	-	-	8,489	
MANUFACTURE OF FABRICATED METAL PRODUCTS EXCEPT MACHINERY AND EQUIPMENT	5	34	39	97,639	3,503	511	2,640	104,293	
Manufacture of structural metal products, tanks, reservoirs and containers of metal	-	29	29	-	1,728	161	2,540	4,429	
Manufacture of cutlery, hand tools and general hardware	3	1	4	83,736	100	-	-	83,836	
Manufacture of other fabricated metal products	2	4	6	13,903	1,675	350	100	16,028	
MANUFACTURE OF MACHINERY AND EQUIPMENT N.E.C.	2	12	14	81,866	1,060	1,020	1,920	85,866	
Manufacture of pumps, compressors, taps and valves...	1	-	1	81,667	-	-	-	81,667	
Manufacture of ovens, furnaces and furnace burners...	-	4	4	-	18	1,020	1,920	2,958	
Manufacture of other general purpose machinery.....	-	2	2	-	172	-	-	172	
Manufacture of machinery for food and beverage processing	-	6	6	-	870	-	-	870	
Manufacture of accumulators, primary cells and and primary batteries	1	-	1	199	-	-	-	199	
MANUFACTURE OF MOTOR VEHICLES	1	12	13	9,486	10,262	-	2,235	21,983	
Manufacture of bodies for motor vehicles.....	1	10	11	9,486	9,972	-	2,235	21,693	
Manufacture of parts and accessories for motor vehicles and their engines.....	-	2	2	-	290	-	-	290	
MANUFACTURE OF FURNITURE; MANUFACTURING N.E.C.	5	69	74	1,075	17,405	437	1,807	20,723	
Manufacture of furniture; manufacturing n.e.c.....	5	69	74	1,075	17,405	437	1,807	20,723	
T O T A L	161	466	627	1,260,922	222,731	58,814	37,396	1,579,862	

**NUMBER OF REPORTING ESTABLISHMENTS BY SIZE OF INITIAL CAPITAL AND INDUSTRIAL GROUP - PUBLIC AND PRIVATE
1995/96(1988 E.F.Y.)**

TABLE 4.3

INDUSTRIAL GROUP	INITIAL CAPITAL IN BIRR						TOTAL ESTAB.
	UPTO 50,000	50,001 - 100,000	100,001 - 250,000	250,001 - 500,000	500,001 - 1,000,000	OVER 1,000,000	
MANUFACTURE OF FOOD PRODUCTS AND BEVERAGES.....	34	17	19	17	22	62	171
Production, processing and preserving of meat, fruit and vegetables	-	-	-	1	2	4	7
Manufacture of vegetable and animal oils and fats....	1	5	7	4	4	7	28
Manufacture of dairy products	-	-	-	-	-	1	1
Manufacture of grain mill products	-	-	-	1	4	13	18
Manufacture of prepared animal feeds	-	-	-	-	1	1	2
Manufacture of bakery products	30	11	9	9	5	12	76
Manufacture of sugar and sugar confectionery	2	-	-	1	-	2	5
Manufacture of macaroni and spaghetti.....	-	-	-	-	2	1	3
Manufacture of food products n.e.c.	1	-	-	-	1	3	5
Distilling, rectifying and blending of spirits	-	1	3	-	2	4	10
Manufacture of wines	-	-	-	-	-	3	3
Manufacture of malt liquors and malt	-	-	-	-	-	5	5
Manufacture of soft drinks & production of mineral waters	-	-	-	1	1	6	8
MANUFACTURE OF TOBACCO PRODUCTS	-	-	-	-	-	-	-
Manufacture of tobacco products.....	-	-	-	-	-	-	-
MANUFACTURE OF TEXTILES	6	1	2	2	5	14	30
Spinning, weaving and finishing of textiles	-	-	1	2	5	10	18
Manufacture of cordage, rope, twine and netting	-	-	-	-	-	3	3
Knitting mills	6	1	1	-	-	1	9
MANUFACTURE OF WEARING APPAREL, EXCEPT FUR APPAREL.....	8	-	3	2	4	5	22
Manufacture of wearing apparel except fur apparel....	8	-	3	2	4	5	22
TANNING AND DRESSING OF LEATHER; MANUFACTURE OF FOOTWEAR, LUGGAGE AND HANDBAGS	26	7	2	4	7	17	63
Tanning and dressing of leather, luggage and handbags.	-	-	1	-	2	5	8
Manufacture of footwear.....	26	7	1	4	5	12	55
MANUFACTURE OF WOOD AND OF PRODUCTS OF WOOD AND CORK, EXCEPT FURNITURE	5	5	2	-	6	5	23
Manufacture of wood and of products of wood and cork, except furniture.....	5	5	2	-	6	5	23
MANUFACTURE OF PAPER, PAPER PRODUCTS AND PRINTING	10	5	6	3	3	15	42
Manufacture of paper and paper products.....	-	-	-	-	-	5	5
Publishing and printing services.....	10	5	6	3	3	10	37
MANUFACTURE OF CHEMICALS AND CHEMICAL PRODUCTS.....	5	5	5	7	5	7	34
Manufacture of basic chemicals, except fertilizers and nitrogen compounds.....	-	-	-	-	1	1	2
Manufacture of paints, varnishes and mastics	-	1	1	-	1	2	5

**NUMBER OF REPORTING ESTABLISHMENTS BY SIZE OF INITIAL CAPITAL AND INDUSTRIAL GROUP - PUBLIC AND PRIVATE
1995/96(1988 E.F.Y.)**

TABLE 4.3 (Contd..)

INDUSTRIAL GROUP	INITIAL CAPITAL IN BIRR						TOTAL ESTAB.
	UPTO 50,000	50,001 - 100,000	100,001- 250,000	250,001- 500,000	500,001- 1,000,000	OVER 1,000,000	
Manufacture of pharmaceuticals, medicinal chemicals and botanical products.....	-	-	-	-	-	2	2
Manufacture of soap and detergents cleaning and polishing, perfumes and toilet preparations.....	3	4	3	7	3	2	22
Manufacture of chemical products n.e.c.	2	-	1	-	-	-	3
MANUFACTURE OF RUBBER AND PLASTIC PRODUCTS.....	-	2	-	2	3	8	15
Manufacture of rubber products.....	-	1	-	1	1	1	4
Manufacture of plastic products.....	-	1	-	1	2	7	11
MANUFACTURE OF OTHER NON-METALLIC MINERAL PRODUCTS	29	13	11	9	6	16	84
Manufacture of glass and glass products.....	-	1	-	-	-	1	2
Manufacture of structural clay products	1	1	-	-	3	1	6
Manufacture of cement, lime and plaster	-	1	-	1	1	4	7
Manufacture of articles of concrete, cement and plaster	28	10	10	8	2	6	64
Manufacture of non-metallic mineral products n.e.c....	-	-	1	-	-	4	5
MANUFACTURE OF BASIC IRON AND STEEL.....	-	-	-	-	-	3	3
Manufacture of basic iron and steel.....	-	-	-	-	-	3	3
MANUFACTURE OF FABRICATED METAL PRODUCTS EXCEPT MACHINERY AND EQUIPMENT	17	10	2	4	-	6	39
Manufacture of structural metal products, tanks, reservoirs and containers of metal	16	7	2	3	-	1	29
Manufacture of cutlery, hand tools and general hardware	-	1	-	-	-	3	4
Manufacture of other fabricated metal products	1	2	-	1	-	2	6
MANUFACTURE OF MACHINERY AND EQUIPMENT N.E.C.	7	-	4	1	-	2	14
Manufacture of pumps, compressors, taps and valves...	-	-	-	-	-	1	1
Manufacture of ovens, furnaces and furnace burners...	3	-	-	-	-	1	4
Manufacture of other general purpose machinery.....	1	-	1	-	-	-	2
Manufacture of machinery for food and beverage processing	3	-	2	1	-	-	6
Manufacture of accumulators, primary cells and and primary batteries	-	-	1	-	-	-	1
MANUFACTURE OF MOTOR VEHICLES	4	-	-	3	2	4	13
Manufacture of bodies for motor vehicles.....	3	-	-	2	2	4	11
Manufacture of parts and accessories for motor vehicles and their engines.....	1	-	-	1	-	-	2
MANUFACTURE OF FURNITURE; MANUFACTURING N.E.C.	37	15	10	4	5	3	74
Manufacture of furniture; manufacturing n.e.c.....	37	15	10	4	5	3	74
T O T A L	188	80	66	58	68	167	627

**NUMBER OF REPORTING ESTABLISHMENTS BY SIZE OF INITIAL CAPITAL AND INDUSTRIAL GROUP - PUBLIC
1995/96(1988 E.F.Y.)**

TABLE 4.4

INDUSTRIAL GROUP	INITIAL CAPITAL IN BIRR						TOTAL ESTAB.
	UPTO 50,000	50,001 - 100,000	100,001- 250,000	250,001- 500,000	500,001- 1,000,000	OVER 1,000,000	
MANUFACTURE OF FOOD PRODUCTS AND BEVERAGES.....	-	-	1	6	13	43	63
Production, processing and preserving of meat, fruit and vegetables	-	-	-	1	2	4	7
Manufacture of vegetable and animal oils and fats....	-	-	1	2	2	4	9
Manufacture of dairy products	-	-	-	-	-	1	1
Manufacture of grain mill products	-	-	-	1	1	9	11
Manufacture of prepared animal feeds	-	-	-	-	1	1	2
Manufacture of bakery products	-	-	-	-	3	2	5
Manufacture of sugar and sugar confectionery	-	-	-	1	-	2	3
Manufacture of macaroni and spaghetti.....	-	-	-	-	2	-	2
Manufacture of food products n.e.c.	-	-	-	-	1	2	3
Distilling, rectifying and blending of spirits	-	-	-	-	-	4	4
Manufacture of wines	-	-	-	-	-	3	3
Manufacture of malt liquors and malt	-	-	-	-	-	5	5
Manufacture of soft drinks & production of mineral waters	-	-	-	1	1	6	8
MANUFACTURE OF TOBACCO PRODUCTS	-	-	-	-	-	-	-
Manufacture of tobacco products.....	-	-	-	-	-	-	-
MANUFACTURE OF TEXTILES	-	-	-	2	3	11	16
Spinning, weaving and finishing of textiles	-	-	-	2	3	9	14
Manufacture of cordage, rope, twine and netting	-	-	-	-	-	2	2
Knitting mills	-	-	-	-	-	-	-
MANUFACTURE OF WEARING APPAREL, EXCEPT FUR APPAREL.....	-	-	-	1	2	2	5
Manufacture of wearing apparel except fur apparel....	-	-	-	1	2	2	5
TANNING AND DRESSING OF LEATHER; MANUFACTURE OF FOOTWEAR, LUGGAGE AND HANDBAGS	-	-	1	1	1	6	9
Tanning and dressing of leather, luggage and handbags.	-	-	1	-	1	4	6
Manufacture of footwear.....	-	-	-	1	-	2	3
MANUFACTURE OF WOOD AND OF PRODUCTS OF WOOD AND CORK, EXCEPT FURNITURE	-	-	-	-	5	5	10
Manufacture of wood and of products of wood and cork, except furniture.....	-	-	-	-	5	5	10
MANUFACTURE OF PAPER, PAPER PRODUCTS AND PRINTING	1	-	1	1	-	6	9
Manufacture of paper and paper products.....	-	-	-	-	-	2	2
Publishing and printing services.....	1	-	1	1	-	4	7
MANUFACTURE OF CHEMICALS AND CHEMICAL PRODUCTS.....	-	-	1	2	2	4	9
Manufacture of basic chemicals, except fertilizers and nitrogen compounds.....	-	-	-	-	1	1	2
Manufacture of paints, varnishes and mastics	-	-	1	-	-	2	3

NUMBER OF REPORTING ESTABLISHMENTS BY SIZE OF INITIAL CAPITAL AND INDUSTRIAL GROUP - PUBLIC
1995/96(1988 E.F.Y.)

TABLE 4.4 (Contd..)

INDUSTRIAL GROUP	INITIAL CAPITAL IN BIRR						TOTAL ESTAB.
	UPTO 50,000	50,001 - 100,000	100,001- 250,000	250,001- 500,000	500,001- 1,000,000	OVER 1,000,000	
Manufacture of pharmaceuticals, medicinal chemicals and botanical products.....	-	-	-	-	-	1	1
Manufacture of soap and detergents cleaning and polishing, perfumes and toilet preparations.....	-	-	-	2	1	-	3
Manufacture of chemical products n.e.c.	-	-	-	-	-	-	-
MANUFACTURE OF RUBBER AND PLASTIC PROCDUCTS.....	-	-	-	-	-	4	4
Manufacture of rubber products.....	-	-	-	-	-	1	1
Manufacture of plastic products.....	-	-	-	-	-	3	3
MANUFACTURE OF OTHER NON-METALLIC MINERAL PRODUCTS	1	-	1	3	3	12	20
Manufacture of glass and glass products.....	-	-	-	-	-	1	1
Manufacture of structural clay products	-	-	-	-	2	-	2
Manufacture of cement, lime and plaster	-	-	-	1	1	4	6
Manufacture of articles of concrete, cement and plaster	1	-	1	2	-	4	8
Manufacture of non-metallic mineral products n.e.c....	-	-	-	-	-	3	3
MANUFACTURE OF BASIC IRON AND STEEL.....	-	-	-	-	-	3	3
Manufacture of basic iron and steel.....	-	-	-	-	-	3	3
MANUFACTURE OF FABRICATED METAL PRODUCTS EXCEPT MACHINERY AND EQUIPMENT	-	1	-	-	-	4	5
Manufacture of structural metal products, tanks, reservoirs and containers of metal	-	-	-	-	-	-	-
Manufacture of cutlery, hand tools and general hardware	-	-	-	-	-	3	3
Manufacture of other fabricated metal products	-	1	-	-	-	1	2
MANUFACTURE OF MACHINERY AND EQUIPMENT N.E.C.	-	-	1	-	-	1	2
Manufacture of pumps, compressors, taps and valves...	-	-	-	-	-	1	1
Manufacture of ovens, furnaces and furnace burners...	-	-	-	-	-	-	-
Manufacture of other general purpose machinery.....	-	-	-	-	-	-	-
Manufacture of machinery for food and beverage processing	-	-	-	-	-	-	-
Manufacture of accumulators, primary cells and and primary batteries	-	-	1	-	-	-	1
MANUFACTURE OF MOTOR VEHICLES	-	-	-	-	-	1	1
Manufacture of bodies for motor vehicles.....	-	-	-	-	-	1	1
Manufacture of parts and accessories for motor vehicles and their engines.....	-	-	-	-	-	-	-
MANUFACTURE OF FURNITURE; MANUFACTURING N.E.C.	2	1	1	-	1	-	5
Manufacture of furniture; manufacturing n.e.c.....	2	1	1	-	1	-	5
T O T A L	4	2	7	16	30	102	161

**NUMBER OF REPORTING ESTABLISHMENTS BY SIZE OF INITIAL CAPITAL AND INDUSTRIAL GROUP - PRIVATE
1995/96(1988 E.F.Y.)**

TABLE 4.5

INDUSTRIAL GROUP	INITIAL CAPITAL IN BIRR						TOTAL ESTAB.
	UPTO 50,000	50,001 - 100,000	100,001- 250,000	250,001- 500,000	500,001- 1,000,000	OVER 1,000,000	
MANUFACTURE OF FOOD PRODUCTS AND BEVERAGES.....	34	17	18	11	9	19	108
Production, processing and preserving of meat, fruit and vegetables	-	-	-	-	-	-	-
Manufacture of vegetable and animal oils and fats....	1	5	6	2	2	3	19
Manufacture of dairy products	-	-	-	-	-	-	-
Manufacture of grain mill products	-	-	-	-	3	4	7
Manufacture of prepared animal feeds	-	-	-	-	-	-	-
Manufacture of bakery products	30	11	9	9	2	10	71
Manufacture of sugar and sugar confectionery	2	-	-	-	-	-	2
Manufacture of macaroni and spaghetti.....	-	-	-	-	-	1	1
Manufacture of food products n.e.c.	1	-	-	-	-	1	2
Distilling, rectifying and blending of spirits	-	1	3	-	2	-	6
Manufacture of wines	-	-	-	-	-	-	-
Manufacture of malt liquors and malt	-	-	-	-	-	-	-
Manufacture of soft drinks & production of mineral waters	-	-	-	-	-	-	-
MANUFACTURE OF TOBACCO PRODUCTS	-	-	-	-	-	-	-
Manufacture of tobacco products.....	-	-	-	-	-	-	-
MANUFACTURE OF TEXTILES	6	1	2	-	2	3	14
Spinning, weaving and finishing of textiles	-	-	1	-	2	1	4
Manufacture of cordage, rope, twine and netting	-	-	-	-	-	1	1
Knitting mills	6	1	1	-	-	1	9
MANUFACTURE OF WEARING APPAREL, EXCEPT FUR APPAREL.....	8	-	3	1	2	3	17
Manufacture of wearing apparel except fur apparel....	8	-	3	1	2	3	17
TANNING AND DRESSING OF LEATHER; MANUFACTURE OF FOOTWEAR, LUGGAGE AND HANDBAGS	26	7	1	3	6	11	54
Tanning and dressing of leather, luggage and handbags.	-	-	-	-	1	1	2
Manufacture of footwear.....	26	7	1	3	5	10	52
MANUFACTURE OF WOOD AND OF PRODUCTS OF WOOD AND CORK, EXCEPT FURNITURE	5	5	2	-	1	-	13
Manufacture of wood and of products of wood and cork, except furniture.....	5	5	2	-	1	-	13
MANUFACTURE OF PAPER, PAPER PRODUCTS AND PRINTING	9	5	5	2	3	9	33
Manufacture of paper and paper products.....	-	-	-	-	-	3	3
Publishing and printing services.....	9	5	5	2	3	6	30
MANUFACTURE OF CHEMICALS AND CHEMICAL PRODUCTS.....	5	5	4	5	3	3	25
Manufacture of basic chemicals, except fertilizers and nitrogen compounds.....	-	-	-	-	-	-	-
Manufacture of paints, varnishes and mastics	-	1	-	-	1	-	2

NUMBER OF REPORTING ESTABLISHMENTS BY SIZE OF INITIAL CAPITAL AND INDUSTRIAL GROUP - PRIVATE
1995/96(1988 E.F.Y.)

TABLE 4.5 (Contd..)

I N D U S T R I A L G R O U P	I N I T I A L C A P I T A L I N B I R R						TOTAL ESTAB.
	UPTO 50,000	50,001 - 100,000	100,001- 250,000	250,001- 500,000	500,001- 1,000,000	OVER 1,000,000	
Manufacture of pharmaceuticals, medicinal chemicals and botanical products.....	-	-	-	-	-	1	1
Manufacture of soap and detergents cleaning and polishing, perfumes and toilet preparations.....	3	4	3	5	2	2	19
Manufacture of chemical products n.e.c.	2	-	1	-	-	-	3
MANUFACTURE OF RUBBER AND PLASTIC PRODUCTS.....	-	2	-	2	3	4	11
Manufacture of rubber products.....	-	1	-	1	1	-	3
Manufacture of plastic products.....	-	1	-	-	2	4	8
MANUFACTURE OF OTHER NON-METALLIC MINERAL PRODUCTS	28	13	10	6	3	4	64
Manufacture of glass and glass products.....	-	1	-	-	-	-	1
Manufacture of structural clay products	1	1	-	-	1	1	4
Manufacture of cement, lime and plaster	-	1	-	-	-	-	1
Manufacture of articles of concrete, cement and plaster	27	10	9	6	2	2	56
Manufacture of non-metallic mineral products n.e.c....	-	-	1	-	-	1	2
MANUFACTURE OF BASIC IRON AND STEEL.....	-	-	-	-	-	-	-
Manufacture of basic iron and steel.....	-	-	-	-	-	-	-
MANUFACTURE OF FABRICATED METAL PRODUCTS EXCEPT MACHINERY AND EQUIPMENT	17	9	2	4	-	2	34
Manufacture of structural metal products, tanks, reservoirs and containers of metal	16	7	2	3	-	1	29
Manufacture of cutlery, hand tools and general hardware	-	1	-	-	-	-	1
Manufacture of other fabricated metal products	1	1	-	1	-	1	4
MANUFACTURE OF MACHINERY AND EQUIPMENT N.E.C.	7	-	3	1	-	1	12
Manufacture of pumps, compressors, taps and valves.....	-	-	-	-	-	-	-
Manufacture of ovens, furnaces and furnace burners...	3	-	-	-	-	1	4
Manufacture of other general purpose machinery.....	1	-	1	-	-	-	2
Manufacture of machinery for food and beverage processing	3	-	2	1	-	-	6
Manufacture of accumulators, primary cells and and primary batteries	-	-	-	-	-	-	-
MANUFACTURE OF MOTOR VEHICLES	4	-	-	3	2	3	12
Manufacture of bodies for motor vehicles.....	3	-	-	2	2	3	10
Manufacture of parts and accessories for motor vehicles and their engines.....	1	-	-	1	-	-	2
MANUFACTURE OF FURNITURE; MANUFACTURING N.E.C.	35	14	9	4	4	3	69
Manufacture of furniture; manufacturing n.e.c.....	35	14	9	4	4	3	69
T O T A L	184	78	59	42	38	65	466

**NUMBER OF ESTABLISHMENTS BY INDUSTRIAL GROUP AND FORM OF OWNERSHIP
1995/96(1988 E.F.Y.)**

TABLE 4.6

INDUSTRIAL GROUP	FORM OF OWNERSHIP							TOTAL ESTAB.
	PUBLIC	INDIVIDUAL OWNERSHIP	PARTNERSHIP	SHARE COMPANY	PRIVATE LIMITED COMPANY	CO-OPERATIVES	OTHERS	
MANUFACTURE OF FOOD PRODUCTS AND BEVERAGES.....	63	80	7	2	17	3	2	174
Production, processing and preserving of meat, fruit and vegetables	7	-	-	-	-	-	-	7
Manufacture of vegetable and animal oils and fats....	9	15	1	-	1	2	-	28
Manufacture of dairy products	1	-	-	-	-	-	-	1
Manufacture of grain mill products	11	2	1	2	2	-	-	18
Manufacture of prepared animal feeds	2	-	-	-	-	-	-	2
Manufacture of bakery products	5	57	4	-	10	1	2	79
Manufacture of sugar and sugar confectionery	3	2	-	-	-	-	-	5
Manufacture of macaroni and spaghetti.....	2	-	-	-	1	-	-	3
Manufacture of food products n.e.c.	3	1	1	-	-	-	-	5
Distilling, rectifying and blending of spirits	4	3	-	-	3	-	-	10
Manufacture of wines	3	-	-	-	-	-	-	3
Manufacture of malt liquors and malt	5	-	-	-	-	-	-	5
Manufacture of soft drinks & production of mineral waters	8	-	-	-	-	-	-	8
MANUFACTURE OF TOBACCO PRODUCTS	1	-	-	-	-	-	-	1
Manufacture of tobacco products.....	1	-	-	-	-	-	-	1
MANUFACTURE OF TEXTILES	18	7	2	1	4	-	-	32
Spinning, weaving and finishing of textiles	16	-	-	1	3	-	-	20
Manufacture of cordage, rope, twine and netting	2	-	-	-	1	-	-	3
Knitting mills	-	7	2	-	-	-	-	9
MANUFACTURE OF WEARING APPAREL, EXCEPT FUR APPAREL.....	6	9	3	-	3	2	-	23
Manufacture of wearing apparel, except fur apparel.....	6	9	3	-	3	2	-	23
TANNING AND DRESSING OF LEATHER; MANUFACTURE OF FOOTWEAR, LUGGAGE AND HANDBAGS	9	35	3	1	15	-	-	63
Tanning and dressing of leather, luggage and handbags.....	6	-	-	-	2	-	-	8
Manufacture of footwear.....	3	35	3	1	13	-	-	55
MANUFACTURE OF WOOD AND OF PRODUCTS OF WOOD AND CORK, EXCEPT FURNITURE	13	7	3	-	1	1	1	26
Manufacture of wood and of products of wood and cork, except furniture.....	13	7	3	-	1	1	1	26
MANUFACTURE OF PAPER, PAPER PRODUCTS AND PRINTING	9	22	-	2	9	-	1	43
Manufacture of paper and paper products.....	2	2	-	-	1	-	-	5
Publishing and printing services.....	7	20	-	2	8	-	1	38
MANUFACTURE OF CHEMICALS AND CHEMICAL PRODUCTS.....	9	14	7	1	4	-	-	35
Manufacture of basic chemicals, except fertilizers and nitrogen compounds.....	2	-	-	-	-	-	-	2
Manufacture of paints, varnishes and mastics	3	1	1	-	-	-	-	5

**NUMBER OF ESTABLISHMENTS BY INDUSTRIAL GROUP AND FORM OF OWNERSHIP
1995/96(1988 E.F.Y.)**

TABLE 4.6 (Contd..)

INDUSTRIAL GROUP	FORM OF OWNERSHIP							TOTAL ESTAB.
	PUBLIC	INDIVIDUAL OWNERSHIP	PARTNER- SHIP	SHARE COMPANY	PRIVATE LIMITED COMPANY	CO- OPERATIVES	OTHERS	
Manufacture of pharmaceuticals, medicinal chemicals and botanical products.....	1	-	-	-	1	-	-	2
Manufacture of soap and detergents cleaning and polishing, perfumes and toilet preparations.....	3	12	5	1	2	-	-	23
Manufacture of chemical products n.e.c.	-	1	1	-	1	-	-	3
MANUFACTURE OF RUBBER AND PLASTIC PRODUCTS.....	4	3	1	1	5	1	-	15
Manufacture of rubber products.....	1	-	-	1	1	1	-	4
Manufacture of plastic products.....	3	3	1	-	4	-	-	11
MANUFACTURE OF OTHER NON-METALLIC MINERAL PRODUCTS	21	50	6	1	2	2	3	85
Manufacture of glass and glass products.....	1	1	-	-	-	-	-	2
Manufacture of structural clay products	3	2	1	1	-	-	-	7
Manufacture of cement, lime and plaster	6	-	-	-	1	-	-	7
Manufacture of articles of concrete, cement and plaster	8	46	5	-	-	2	3	64
Manufacture of non-metallic mineral products n.e.c....	3	1	-	-	1	-	-	5
MANUFACTURE OF BASIC IRON AND STEEL.....	3	-	-	-	-	-	-	3
Manufacture of basic iron and steel.....	3	-	-	-	-	-	-	3
MANUFACTURE OF FABRICATED METAL PRODUCTS EXCEPT MACHINERY AND EQUIPMENT	5	26	3	2	2	1	-	39
Manufacture of structural metal products, tanks, reservoirs and containers of metal	-	23	3	1	1	1	-	29
Manufacture of cutlery, hand tools and general hardware	3	1	-	-	-	-	-	4
Manufacture of other fabricated metal products	2	2	-	1	1	-	-	6
MANUFACTURE OF MACHINERY AND EQUIPMENT N.E.C.	2	10	-	-	1	1	1	15
Manufacture of pumps, compressors, taps and valves...	1	-	-	-	-	-	-	1
Manufacture of ovens, furnaces and furnace burners...	-	3	-	-	1	1	-	5
Manufacture of other general purpose machinery.....	-	2	-	-	-	-	-	2
Manufacture of machinery for food and beverage processing	-	5	-	-	-	-	1	6
Manufacture of accumulators, primary cells and and primary batteries	1	-	-	-	-	-	-	1
MANUFACTURE OF MOTOR VEHICLES	1	8	1	1	2	-	-	13
Manufacture of bodies for motor vehicles.....	1	6	1	1	2	-	-	11
Manufacture of parts and accessories for motor vehicles and their engines.....	-	2	-	-	-	-	-	2
MANUFACTURE OF FURNITURE; MANUFACTURING N.E.C.	5	52	4	-	5	7	2	75
Manufacture of furniture; manufacturing n.e.c.....	5	52	4	-	5	7	2	75
T O T A L	169	323	40	12	70	18	10	642

**NUMBER OF OWNERS OF PRIVATE ESTABLISHMENTS BY FORM OF OWNERSHIP, SEX AND INDUSTRIAL GROUP
1995/96(1988 E.F.Y.)**

TABLE 4.7

INDUSTRIAL GROUP	FORM OF OWNERSHIP AND SEX													
	INDIVIDUAL OWNERSHIP		PARTNER-SHIP		SHARE COMPANY		PRIVATE LIMITED COMPANY		CO-OPERATIVES		OTHERS		TOTAL ESTAB.	
	MALE	FEMALE	MALE	FEMALE	MALE	FEMALE	MALE	FEMALE	MALE	FEMALE	MALE	FEMALE	MALE	FEMALE
MANUFACTURE OF FOOD PRODUCTS AND BEVERAGES.....	63	17	14	13	6	2	27	15	55	8	-	-	165	55
Production, processing and preserving of meat, fruit and vegetables	-	-	-	-	-	-	-	-	-	-	-	-	-	-
Manufacture of vegetable and animal oils and fats....	14	1	4	-	-	-	3	-	31	8	-	-	52	9
Manufacture of dairy products	-	-	-	-	-	-	-	-	-	-	-	-	-	-
Manufacture of grain mill products	2	-	1	1	6	2	3	2	-	-	-	-	12	5
Manufacture of prepared animal feeds	-	-	-	-	-	-	-	-	-	-	-	-	-	-
Manufacture of bakery products	42	15	8	11	-	-	13	6	24	-	-	-	87	32
Manufacture of sugar and sugar confectionery	2	-	-	-	-	-	-	-	-	-	-	-	2	-
Manufacture of macaroni and spaghetti.....	-	-	-	-	-	-	1	1	-	-	-	-	1	1
Manufacture of food products n.e.c.	1	-	1	1	-	-	-	-	-	-	-	-	2	1
Distilling, rectifying and blending of spirits	2	1	-	-	-	-	7	6	-	-	-	-	9	7
Manufacture of wines	-	-	-	-	-	-	-	-	-	-	-	-	-	-
Manufacture of malt liquors and malt	-	-	-	-	-	-	-	-	-	-	-	-	-	-
Manufacture of soft drinks & production of mineral waters	-	-	-	-	-	-	-	-	-	-	-	-	-	-
MANUFACTURE OF TOBACCO PRODUCTS	-	-	-	-	-	-	-	-	-	-	-	-	-	-
Manufacture of tobacco products.....	-	-	-	-	-	-	-	-	-	-	-	-	-	-
MANUFACTURE OF TEXTILES	6	1	4	1	1	1	17	3	-	-	-	-	28	6
Spinning, weaving and finishing of textiles	-	-	-	-	1	1	9	3	-	-	-	-	10	4
Manufacture of cordage, rope, twine and netting	-	-	-	-	-	-	8	-	-	-	-	-	8	-
Knitting mills	6	1	4	1	-	-	-	-	-	-	-	-	10	2
MANUFACTURE OF WEARING APPAREL, EXCEPT FUR APPAREL.....	9	-	6	4	-	-	6	2	18	2	-	-	39	8
Manufacture of wearing apparel except fur apparel....	9	-	6	4	-	-	6	2	18	2	-	-	39	8
TANNING AND DRESSING OF LEATHER; MANUFACTURE OF FOOTWEAR, LUGGAGE AND HANDBAGS	33	2	6	2	2	1	36	25	-	-	-	-	77	30
Tanning and dressing of leather, luggage and handbags.	-	-	-	-	-	-	6	2	-	-	-	-	6	2
Manufacture of footwear.....	33	2	6	2	2	1	30	23	-	-	-	-	71	28
MANUFACTURE OF WOOD AND OF PRODUCTS OF WOOD AND CORK, EXCEPT FURNITURE	6	1	6	-	-	-	4	4	23	-	-	-	39	5
Manufacture of wood and of products of wood and cork, except furniture.....	6	1	6	-	-	-	4	4	23	-	-	-	39	5
MANUFACTURE OF PAPER, PAPER PRODUCTS AND PRINTING	15	7	-	-	7	3	34	25	-	-	-	-	56	35
Manufacture of paper and paper products.....	2	-	-	-	-	-	2	-	-	-	-	-	4	-
Publishing and printing services.....	13	7	-	-	7	3	32	25	-	-	-	-	52	35
MANUFACTURE OF CHEMICALS AND CHEMICAL PRODUCTS.....	12	2	8	7	40	10	7	4	-	-	-	-	67	23
Manufacture of basic chemicals, except fertilizers and nitrogen compounds.....	-	-	-	-	-	-	-	-	-	-	-	-	-	-
Manufacture of paints, varnishes and mastics	1	-	2	1	-	-	-	-	-	-	-	-	3	1

NUMBER OF OWNERS OF PRIVATE ESTABLISHMENTS BY FORM OF OWNERSHIP, SEX AND INDUSTRIAL GROUP
TABLE 4.7 (Contd.)
1995/96(1988 E.F.Y.)

INDUSTRIAL GROUP	FORM OF OWNERSHIP AND SEX													
	INDIVIDUAL OWNERSHIP		PARTNER-SHIP		SHARE COMPANY		PRIVATE LIMITED COMPANY		CO-OPERATIVES		OTHERS		TOTAL ESTAB.	
	MALE	FEMALE	MALE	FEMALE	MALE	FEMALE	MALE	FEMALE	MALE	FEMALE	MALE	FEMALE	MALE	FEMALE
Manufacture of pharmaceuticals, medicinal chemicals and botanical products.....	-	-	-	-	-	-	1	1	-	-	-	-	1	1
Manufacture of soap and detergents cleaning and polishing, perfumes and toilet preparations.....	10	2	5	5	40	10	5	1	-	-	-	-	60	18
Manufacture of chemical products n.e.c.	1	-	1	1	-	-	1	2	-	-	-	-	3	3
MANUFACTURE OF RUBBER AND PLASTIC PROCDUCTS.....	2	-	-	2	3	-	7	2	3	2	-	-	15	6
Manufacture of rubber products.....	-	-	-	-	3	-	2	-	3	2	-	-	8	2
Manufacture of plastic products.....	2	-	-	2	-	-	5	2	-	-	-	-	7	4
MANUFACTURE OF OTHER NON-METALLIC MINERAL PRODUCTS	34	15	24	8	4	2	4	-	34	1	-	-	100	26
Manufacture of glass and glass products.....	-	-	-	-	-	-	-	-	-	1	-	-	-	-
Manufacture of structural clay products	2	-	2	-	4	2	-	-	-	-	-	-	8	2
Manufacture of cement, lime and plaster	-	-	-	-	-	-	2	-	-	-	-	-	2	-
Manufacture of articles of concrete, cement and plaster	31	15	22	8	-	-	-	-	34	1	-	-	87	24
Manufacture of non-metallic mineral products n.e.c....	1	-	-	-	-	-	2	-	-	-	-	-	3	-
MANUFACTURE OF BASIC IRON AND STEEL.....	-	-	-	-	-	-	-	-	-	-	-	-	-	-
Manufacture of basic iron and steel.....	-	-	-	-	-	-	-	-	-	-	-	-	-	-
MANUFACTURE OF FABRICATED METAL PRODUCTS EXCEPT MACHINERY AND EQUIPMENT	24	2	5	2	2	3	3	2	19	1	-	-	53	10
Manufacture of structural metal products, tanks, reservoirs and containers of metal	21	2	5	2	2	3	1	1	19	1	-	-	48	9
Manufacture of cutlery, hand tools and general hardware	1	-	-	-	-	-	-	-	-	-	-	-	1	-
Manufacture of other fabricated metal products	2	-	-	-	-	-	2	1	-	-	-	-	4	1
MANUFACTURE OF MACHINERY AND EQUIPMENT N.E.C.	9	1	-	-	-	-	1	4	9	1	11	-	30	6
Manufacture of pumps, compressors, taps and valves...	-	-	-	-	-	-	-	-	-	-	-	-	-	-
Manufacture of ovens, furnaces and furnace burners...	2	1	-	-	-	-	1	4	9	1	-	-	12	6
Manufacture of other general purpose machinery.....	2	-	-	-	-	-	-	-	-	-	-	-	2	-
Manufacture of machinery for food and beverage processing	5	-	-	-	-	-	-	-	-	-	11	-	16	-
Manufacture of accumulators, primary cells and and primary batteries	-	-	-	-	-	-	-	-	-	-	-	-	-	-
MANUFACTURE OF MOTOR VEHICLES	7	-	2	-	1	-	3	4	-	-	-	-	13	4
Manufacture of bodies for motor vehicles.....	5	-	2	-	1	-	3	4	-	-	-	-	11	4
Manufacture of parts and accessories for motor vehicles and their engines.....	2	-	-	-	-	-	-	-	-	-	-	-	2	-
MANUFACTURE OF FURNITURE; MANUFACTURING N.E.C.	47	5	5	1	-	-	12	5	90	8	-	-	154	19
Manufacture of furniture; manufacturing n.e.c.....	47	5	5	1	-	-	12	5	90	8	-	-	154	19
T O T A L	267	53	80	40	66	22	161	95	251	23	11	-	836	233

NUMBER OF ESTABLISHMENTS WITH AND WITHOUT BOOKS OF ACCOUNTS BY THE CALENDAR YEAR
THEIR BOOKS OF ACCOUNTS ARE KEPT AND INDUSTRIAL GROUP - PUBLIC AND PRIVATE
1995/96(1988 E.F.Y.)

TABLE 4.8

INDUSTRIAL GROUP	NO. OF ESTABLISHMENTS WITH BOOKS OF ACCOUNTS					ESTAB. WITH NO BOOKS OF ACCOUNTS	GRAND TOTAL
	ETHIOPIAN BUDGET YEAR	ETHIOPIAN CALENDAR YEAR	GREGORIAN CALENDAR YEAR	OTHERS	TOTAL		
MANUFACTURE OF FOOD PRODUCTS AND BEVERAGES.....	99	-	-	-	99	75	174
Production, processing and preserving of meat, fruit and vegetables	7	-	-	-	7	-	7
Manufacture of vegetable and animal oils and fats....	12	-	-	-	12	16	28
Manufacture of dairy products	1	-	-	-	1	-	1
Manufacture of grain mill products	15	-	-	-	15	3	18
Manufacture of prepared animal feeds	2	-	-	-	2	-	2
Manufacture of bakery products	27	-	-	-	27	52	79
Manufacture of sugar and sugar confectionery	3	-	-	-	3	2	5
Manufacture of macaroni and spaghetti.....	3	-	-	-	3	-	3
Manufacture of food products n.e.c.	5	-	-	-	5	-	5
Distilling, rectifying and blending of spirits	9	-	-	-	9	1	10
Manufacture of wines	3	-	-	-	3	-	3
Manufacture of malt liquors and malt	5	-	-	-	5	-	5
Manufacture of soft drinks & production of mineral waters	7	-	-	-	7	1	8
MANUFACTURE OF TOBACCO PRODUCTS	1	-	-	-	1	-	1
Manufacture of tobacco products.....	1	-	-	-	1	-	1
MANUFACTURE OF TEXTILES	19	-	-	1	20	12	32
Spinning, weaving and finishing of textiles	16	-	-	1	17	3	20
Manufacture of cordage, rope, twine and netting	3	-	-	-	3	-	3
Knitting mills	-	-	-	-	-	9	9
MANUFACTURE OF WEARING APPAREL, EXCEPT FUR APPAREL.....	10	-	1	1	12	11	23
Manufacture of wearing apparel except fur apparel.....	10	-	1	1	12	11	23
TANNING AND DRESSING OF LEATHER; MANUFACTURE OF FOOTWEAR, LUGGAGE AND HANDBAGS	26	1	2	1	30	33	63
Tanning and dressing of leather, luggage and handbags.	8	-	-	-	8	-	8
Manufacture of footwear.....	18	1	2	1	22	33	55
MANUFACTURE OF WOOD AND OF PRODUCTS OF WOOD AND CORK, EXCEPT FURNITURE	12	-	-	-	12	14	26
Manufacture of wood and of products of wood and cork, except furniture.....	12	-	-	-	12	14	26
MANUFACTURE OF PAPER, PAPER PRODUCTS AND PRINTING	27	1	2	1	31	12	43
Manufacture of paper and paper products.....	3	-	1	-	4	1	5
Publishing and printing services.....	24	1	1	1	27	11	38
MANUFACTURE OF CHEMICALS AND CHEMICAL PRODUCTS.....	21	-	2	-	23	12	35
Manufacture of basic chemicals, except fertilizers and nitrogen compounds.....	2	-	-	-	2	-	2
Manufacture of paints, varnishes and mastics	5	-	-	-	5	-	5

NUMBER OF ESTABLISHMENTS WITH AND WITHOUT BOOKS OF ACCOUNTS BY THE CALENDAR YEAR
THEIR BOOKS OF ACCOUNTS ARE KEPT AND INDUSTRIAL GROUP - PUBLIC AND PRIVATE
1995/96(1988 E.F.Y.)

TABLE 4.8 (Contd..)

INDUSTRIAL GROUP	NO. OF ESTABLISHMENTS WITH BOOKS OF ACCOUNTS					ESTAB. WITH NO BOOKS OF ACCOUNT	GRAND TOTAL
	ETHIOPIAN BUDGET YEAR	ETHIOPIAN CALENDAR YEAR	GREGORIAN CALENDAR YEAR	OTHERS	TOTAL		
Manufacture of pharmaceuticals, medicinal chemicals and botanical products.....	2	-	-	-	2	-	2
Manufacture of soap and detergents cleaning and polishing, perfumes and toilet preparations.....	9	-	2	-	11	12	23
Manufacture of chemical products n.e.c.	3	-	-	-	3	-	3
MANUFACTURE OF RUBBER AND PLASTIC PRODUCTS.....	12	-	2	-	14	1	15
Manufacture of rubber products.....	3	-	-	-	3	1	4
Manufacture of plastic products.....	9	-	2	-	11	-	11
MANUFACTURE OF OTHER NON-METALLIC MINERAL PRODUCTS	17	1	2	-	20	65	85
Manufacture of glass and glass products.....	1	-	1	-	2	-	2
Manufacture of structural clay products	2	1	-	-	3	4	7
Manufacture of cement, lime and plaster	6	-	-	-	6	1	7
Manufacture of articles of concrete, cement and plaster	5	-	-	-	5	59	64
Manufacture of non-metallic mineral products n.e.c....	3	-	1	-	4	1	5
MANUFACTURE OF BASIC IRON AND STEEL.....	3	-	-	-	3	-	3
Manufacture of basic iron and steel.....	3	-	-	-	3	-	3
MANUFACTURE OF FABRICATED METAL PRODUCTS EXCEPT MACHINERY AND EQUIPMENT	15	-	1	-	16	23	39
Manufacture of structural metal products, tanks, reservoirs and containers of metal	7	-	1	-	8	21	29
Manufacture of cutlery, hand tools and general hardware	3	-	-	-	3	1	4
Manufacture of other fabricated metal products	5	-	-	-	5	1	6
MANUFACTURE OF MACHINERY AND EQUIPMENT N.E.C.	4	-	-	-	4	11	15
Manufacture of pumps, compressors, taps and valves...	1	-	-	-	1	-	1
Manufacture of ovens, furnaces and furnace burners...	1	-	-	-	1	4	5
Manufacture of other general purpose machinery.....	-	-	-	-	-	2	2
Manufacture of machinery for food and beverage processing	1	-	-	-	1	5	6
Manufacture of accumulators, primary cells and and primary batteries	1	-	-	-	1	-	1
MANUFACTURE OF MOTOR VEHICLES	9	-	1	-	10	3	13
Manufacture of bodies for motor vehicles.....	8	-	1	-	9	2	11
Manufacture of parts and accessories for motor vehicles and their engines.....	1	-	-	-	1	1	2
MANUFACTURE OF FURNITURE; MANUFACTURING N.E.C.	11	1	1	-	13	62	75
Manufacture of furniture; manufacturing n.e.c.....	11	1	1	-	13	62	75
T O T A L	286	4	14	4	308	334	642

NUMBER OF ESTABLISHMENTS WITH AND WITHOUT BOOKS OF ACCOUNTS BY THE CALENDAR YEAR
THEIR BOOKS OF ACCOUNTS ARE KEPT AND INDUSTRIAL GROUP - PUBLIC
1995/96(1988 E.F.Y.)

TABLE 4.9

INDUSTRIAL GROUP	NO. OF ESTABLISHMENTS WITH BOOKS OF ACCOUNTS					ESTAB. WITH NO BOOKS OF ACCOUNTS	GRAND TOTAL
	ETHIOPIAN BUDGET YEAR	ETHIOPIAN CALENDAR YEAR	GREGORIAN CALENDAR YEAR	OTHERS	TOTAL		
MANUFACTURE OF FOOD PRODUCTS AND BEVERAGES.....	62	-	-	-	62	1	63
Production, processing and preserving of meat, fruit and vegetables	7	-	-	-	7	-	7
Manufacture of vegetable and animal oils and fats....	9	-	-	-	9	-	9
Manufacture of dairy products	1	-	-	-	1	-	1
Manufacture of grain mill products	11	-	-	-	11	-	11
Manufacture of prepared animal feeds	2	-	-	-	2	-	2
Manufacture of bakery products	5	-	-	-	5	-	5
Manufacture of sugar and sugar confectionery	3	-	-	-	3	-	3
Manufacture of macaroni and spaghetti	2	-	-	-	2	-	2
Manufacture of food products n.e.c.	3	-	-	-	3	-	3
Distilling, rectifying and blending of spirits	4	-	-	-	4	-	4
Manufacture of wines	3	-	-	-	3	-	3
Manufacture of malt liquors and malt	5	-	-	-	5	-	5
Manufacture of soft drinks & production of mineral waters	7	-	-	-	7	1	8
MANUFACTURE OF TOBACCO PRODUCTS	1	-	-	-	1	-	1
Manufacture of tobacco products	1	-	-	-	1	-	1
MANUFACTURE OF TEXTILES	16	-	-	-	16	2	18
Spinning, weaving and finishing of textiles	14	-	-	-	14	2	16
Manufacture of cordage, rope, twine and netting	2	-	-	-	2	-	2
Knitting mills	-	-	-	-	-	-	-
MANUFACTURE OF WEARING APPAREL, EXCEPT FUR APPAREL.....	4	-	1	-	5	1	6
Manufacture of wearing apparel except fur apparel....	4	-	1	-	5	1	6
TANNING AND DRESSING OF LEATHER; MANUFACTURE OF FOOTWEAR, LUGGAGE AND HANDBAGS	9	-	-	-	9	-	9
Tanning and dressing of leather, luggage and handbags.	6	-	-	-	6	-	6
Manufacture of footwear	3	-	-	-	3	-	3
MANUFACTURE OF WOOD AND OF PRODUCTS OF WOOD AND CORK, EXCEPT FURNITURE	9	-	-	-	9	4	13
Manufacture of wood and of products of wood and cork, except furniture	9	-	-	-	9	4	13
MANUFACTURE OF PAPER, PAPER PRODUCTS AND PRINTING	9	-	-	-	9	-	9
Manufacture of paper and paper products	2	-	-	-	2	-	2
Publishing and printing services	7	-	-	-	7	-	7
MANUFACTURE OF CHEMICALS AND CHEMICAL PRODUCTS.....	9	-	-	-	9	-	9
Manufacture of basic chemicals, except fertilizers and nitrogen compounds	2	-	-	-	2	-	2
Manufacture of paints, varnishes and mastics	3	-	-	-	3	-	3

NUMBER OF ESTABLISHMENTS WITH AND WITHOUT BOOKS OF ACCOUNTS BY THE CALENDAR YEAR
THEIR BOOKS OF ACCOUNTS ARE KEPT AND INDUSTRIAL GROUP - PUBLIC
1995/96(1988 E.F.Y.)

TABLE 4.9 (Contd..)

INDUSTRIAL GROUP	NO. OF ESTABLISHMENTS WITH BOOKS OF ACCOUNTS					ESTAB. WITH NO BOOKS OF ACCOUNTS	GRAND TOTAL
	ETHIOPIAN BUDGET YEAR	ETHIOPIAN CALENDAR YEAR	GREGORIAN CALENDAR YEAR	OTHERS	TOTAL		
Manufacture of pharmaceuticals, medicinal chemicals and botanical products.....	1	-	-	-	1	-	1
Manufacture of soap and detergents cleaning and polishing, perfumes and toilet preparations.....	3	-	-	-	3	-	3
Manufacture of chemical products n.e.c.....	-	-	-	-	-	-	-
MANUFACTURE OF RUBBER AND PLASTIC PRODUCTS.....	4	-	-	-	4	-	4
Manufacture of rubber products.....	1	-	-	-	1	-	1
Manufacture of plastic products.....	3	-	-	-	3	-	3
MANUFACTURE OF OTHER NON-METALLIC MINERAL PRODUCTS	17	-	-	-	17	4	21
Manufacture of glass and glass products.....	1	-	-	-	1	-	1
Manufacture of structural clay products	2	-	-	-	2	1	3
Manufacture of cement, lime and plaster	6	-	-	-	6	-	6
Manufacture of articles of concrete, cement and plaster	5	-	-	-	5	3	8
Manufacture of non-metallic mineral products n.e.c.....	3	-	-	-	3	-	3
MANUFACTURE OF BASIC IRON AND STEEL.....	3	-	-	-	3	-	3
Manufacture of basic iron and steel.....	3	-	-	-	3	-	3
MANUFACTURE OF FABRICATED METAL PRODUCTS EXCEPT MACHINERY AND EQUIPMENT	5	-	-	-	5	-	5
Manufacture of structural metal products, tanks, reservoirs and containers of metal	-	-	-	-	-	-	-
Manufacture of cutlery, hand tools and general hardware	3	-	-	-	3	-	3
Manufacture of other fabricated metal products	2	-	-	-	2	-	2
MANUFACTURE OF MACHINERY AND EQUIPMENT N.E.C.	2	-	-	-	2	-	2
Manufacture of pumps, compressors, taps and valves...	1	-	-	-	1	-	1
Manufacture of ovens, furnaces and furnace burners...	-	-	-	-	-	-	-
Manufacture of other general purpose machinery.....	-	-	-	-	-	-	-
Manufacture of machinery for food and beverage processing	-	-	-	-	-	-	-
Manufacture of accumulators, primary cells and and primary batteries	1	-	-	-	1	-	1
MANUFACTURE OF MOTOR VEHICLES	1	-	-	-	1	-	1
Manufacture of bodies for motor vehicles.....	1	-	-	-	1	-	1
Manufacture of parts and accessories for motor vehicles and their engines.....	-	-	-	-	-	-	-
MANUFACTURE OF FURNITURE; MANUFACTURING N.E.C.	3	-	-	-	3	2	5
Manufacture of furniture; manufacturing n.e.c.....	3	-	-	-	3	2	5
T O T A L	154	-	1	-	155	14	169

NUMBER OF ESTABLISHMENTS WITH AND WITHOUT BOOKS OF ACCOUNTS BY THE CALENDAR YEAR
THEIR BOOKS OF ACCOUNTS ARE KEPT AND INDUSTRIAL GROUP - PRIVATE
1995/96(1988 E.F.Y.)

TABLE 4.10

INDUSTRIAL GROUP	NO. OF ESTABLISHMENTS WITH BOOKS OF ACCOUNTS					ESTAB. WITH NO BOOKS OF ACCOUNT	GRAND TOTAL
	ETHIOPIAN BUDGET YEAR	ETHIOPIAN CALENDAR YEAR	GREGORIAN CALENDAR YEAR	OTHERS	TOTAL		
MANUFACTURE OF FOOD PRODUCTS AND BEVERAGES.....	37	-	-	-	37	74	111
Production, processing and preserving of meat, fruit and vegetables	-	-	-	-	-	-	-
Manufacture of vegetable and animal oils and fats....	3	-	-	-	3	16	19
Manufacture of dairy products	-	-	-	-	-	-	-
Manufacture of grain mill products	4	-	-	-	4	3	7
Manufacture of prepared animal feeds	-	-	-	-	-	-	-
Manufacture of bakery products	22	-	-	-	22	52	74
Manufacture of sugar and sugar confectionery	-	-	-	-	-	2	2
Manufacture of macaroni and spaghetti.....	1	-	-	-	1	-	1
Manufacture of food products n.e.c.	2	-	-	-	2	-	2
Distilling, rectifying and blending of spirits	5	-	-	-	5	1	6
Manufacture of wines	-	-	-	-	-	-	-
Manufacture of malt liquors and malt	-	-	-	-	-	-	-
Manufacture of soft drinks & production of mineral waters	-	-	-	-	-	-	-
MANUFACTURE OF TOBACCO PRODUCTS	-	-	-	-	-	-	-
Manufacture of tobacco products.....	-	-	-	-	-	-	-
MANUFACTURE OF TEXTILES	3	-	-	1	4	10	14
Spinning, weaving and finishing of textiles	2	-	-	1	3	1	4
Manufacture of cordage, rope, twine and netting	1	-	-	-	1	-	1
Knitting mills	-	-	-	-	-	9	9
MANUFACTURE OF WEARING APPAREL, EXCEPT FUR APPAREL.....	6	-	-	1	7	10	17
Manufacture of wearing apparel except fur apparel.....	6	-	-	1	7	10	17
TANNING AND DRESSING OF LEATHER; MANUFACTURE OF FOOTWEAR, LUGGAGE AND HANDBAGS	17	1	2	1	21	33	54
Tanning and dressing of leather, luggage and handbags.	2	-	-	-	2	-	2
Manufacture of footwear.....	15	1	2	1	19	33	52
MANUFACTURE OF WOOD AND OF PRODUCTS OF WOOD AND CORK, EXCEPT FURNITURE	3	-	-	-	3	10	13
Manufacture of wood and of products of wood and cork, except furniture.....	3	-	-	-	3	10	13
MANUFACTURE OF PAPER, PAPER PRODUCTS AND PRINTING	18	1	2	1	22	12	34
Manufacture of paper and paper products.....	1	-	1	-	2	1	3
Publishing and printing services.....	17	1	1	1	20	11	31
MANUFACTURE OF CHEMICALS AND CHEMICAL PRODUCTS.....	12	-	2	-	14	12	26
Manufacture of basic chemicals, except fertilizers and nitrogen compounds.....	-	-	-	-	-	-	-
Manufacture of paints, varnishes and mastics	2	-	-	-	2	-	2

NUMBER OF ESTABLISHMENTS WITH AND WITHOUT BOOKS OF ACCOUNTS BY THE CALENDAR YEAR
THEIR BOOKS OF ACCOUNTS ARE KEPT AND INDUSTRIAL GROUP - PRIVATE
1995/96(1988 E.F.Y.)

TABLE 4.10 (Contd..)

INDUSTRIAL GROUP	NO. OF ESTABLISHMENTS WITH BOOKS OF ACCOUNTS					ESTAB. WITH NO BOOKS OF ACCOUNT	GRAND TOTAL
	ETHIOPIAN BUDGET YEAR	ETHIOPIAN CALENDAR YEAR	GREGORIAN CALENDAR YEAR	OTHERS	TOTAL		
Manufacture of pharmaceuticals, medicinal chemicals and botanical products.....	1	-	-	-	1	-	1
Manufacture of soap and detergents cleaning and polishing, perfumes and toilet preparations.....	6	-	2	-	8	12	20
Manufacture of chemical products n.e.c.	3	-	-	-	3	-	3
MANUFACTURE OF RUBBER AND PLASTIC PROCDUCTS.....	8	-	2	-	10	1	11
Manufacture of rubber products.....	2	-	-	-	2	1	3
Manufacture of plastic products.....	6	-	2	-	8	-	8
MANUFACTURE OF OTHER NON-METALLIC MINERAL PRODUCTS	-	1	2	-	3	61	64
Manufacture of glass and glass products.....	-	-	1	-	1	-	1
Manufacture of structural clay products	-	1	-	-	1	3	4
Manufacture of cement, lime and plaster	-	-	-	-	-	1	1
Manufacture of articles of concrete, cement and plaster	-	-	-	-	-	56	56
Manufacture of non-metallic mineral products n.e.c....	-	-	1	-	1	1	2
MANUFACTURE OF BASIC IRON AND STEEL.....	-	-	-	-	-	-	-
Manufacture of basic iron and steel.....	-	-	-	-	-	-	-
MANUFACTURE OF FABRICATED METAL PRODUCTS EXCEPT MACHINERY AND EQUIPMENT	10	-	1	-	11	23	34
Manufacture of structural metal products, tanks, reservoirs and containers of metal	7	-	1	-	8	21	29
Manufacture of cutlery, hand tools and general hardware	-	-	-	-	-	1	1
Manufacture of other fabricated metal products	3	-	-	-	3	1	4
MANUFACTURE OF MACHINERY AND EQUIPMENT N.E.C.	2	-	-	-	2	11	13
Manufacture of pumps, compressors, taps and valves...	-	-	-	-	-	4	4
Manufacture of ovens, furnaces and furnace burners...	1	-	-	-	1	-	1
Manufacture of other general purpose machinery.....	-	-	-	-	-	2	2
Manufacture of machinery for food and beverage processing	1	-	-	-	1	5	6
Manufacture of accumulators, primary cells and and primary batteries	-	-	-	-	-	-	-
MANUFACTURE OF MOTOR VEHICLES	8	-	1	-	9	3	12
Manufacture of bodies for motor vehicles.....	7	-	1	-	8	2	10
Manufacture of parts and accessories for motor vehicles and their engines.....	1	-	-	-	1	1	2
MANUFACTURE OF FURNITURE; MANUFACTURING N.E.C.	8	1	1	-	10	60	70
Manufacture of furniture; manufacturing n.e.c.....	8	1	1	-	10	60	70
T O T A L	132	4	13	4	153	320	473

NUMBER OF PERSONS ENGAGED BY SEX, NATIONALITY, TOTAL WAGES AND SALARIES
AND INDUSTRIAL GROUP - PUBLIC AND PRIVATE
1995/96(1988 E.F.Y.)

TABLE 4.11

INDUSTRIAL GROUP	NO.OF ESTAB.	NO. OF PERSONS ENGAGED				NO. OF EMPLOY.	1 WAGES AND SALARIES(IN'000 BIRR)			
		ETHIOPIANS		FOREIG- NERS	TOTAL		ETHIOPIANS		FOREIG- NERS	TOTAL
		MALE	FEMALE				MALE	FEMALE		
MANUFACTURE OF FOOD PRODUCTS AND BEVERAGES.....	174	18,757	4,949	23	23,729	23,198	96,474	20,767	-	135,669
Production, processing and preserving of meat, fruit and vegetables	7	2,079	924	-	3,003	3,003	8,329	2,449	-	11,552
Manufacture of vegetable and animal oils and fats...	28	1,515	222	-	1,737	1,665	5,697	1,002	-	7,423
Manufacture of dairy products	1	191	74	-	265	265	689	175	-	869
Manufacture of grain mill products	18	2,060	418	-	2,478	2,469	10,116	1,911	-	13,918
Manufacture of prepared animal feeds	2	165	37	-	202	202	556	144	-	824
Manufacture of bakery products	79	2,077	741	-	2,818	2,676	6,785	2,170	-	9,837
Manufacture of sugar and sugar confectionery	5	4,050	334	-	4,384	4,376	31,694	2,238	-	38,745
Manufacture of macaroni and spaghetti.....	3	200	137	-	337	337	953	405	-	1,521
Manufacture of food products n.e.c.	5	694	62	-	756	755	2,026	293	-	2,525
Distilling, rectifying and blending of spirits	10	448	362	-	810	802	2,706	2,060	-	4,911
Manufacture of wines	3	466	232	-	698	407	2,453	1,261	-	4,534
Manufacture of malt liquors and malt	5	2,231	634	-	2,865	2,865	13,075	3,362	-	20,050
Manufacture of soft drinks & production of mineral waters	8	2,581	772	23	3,376	3,376	11,396	3,298	-	18,959
MANUFACTURE OF TOBACCO PRODUCTS	1	613	369	-	982	982	2,152	1,231	-	8,914
Manufacture of tobacco products.....	1	613	369	-	982	982	2,152	1,231	-	8,914
MANUFACTURE OF TEXTILES	32	15,987	12,428	2	28,417	28,387	60,229	37,504	-	104,936
Spinning, weaving and finishing of textiles	20	13,939	11,047	-	24,986	24,982	54,377	33,985	-	94,747
Manufacture of cordage, rope, twine and netting	3	1,978	1,297	-	3,275	3,274	5,696	3,364	-	9,871
Knitting mills	9	70	84	2	156	131	156	155	-	318
MANUFACTURE OF WEARING APPAREL, EXCEPT FUR APPAREL....	23	1,334	2,771	1	4,106	4,054	5,088	6,922	30	12,331
Manufacture of wearing apparel except fur apparel...	23	1,334	2,771	1	4,106	4,054	5,088	6,922	30	12,331
TANNING AND DRESSING OF LEATHER; MANUFACTURE OF FOOTWEAR, LUGGAGE AND HANDBAGS	63	5,491	2,371	1	7,863	7,748	32,922	9,944	-	49,175
Tanning and dressing of leather, luggage and handbags	8	2,999	615	-	3,614	3,610	20,771	4,545	-	30,056
Manufacture of footwear.....	55	2,492	1,756	1	4,249	4,138	12,150	5,399	-	19,119
MANUFACTURE OF WOOD AND OF PRODUCTS OF WOOD AND CORK, EXCEPT FURNITURE	26	2,191	339	-	2,530	2,495	8,594	1,581	-	11,582
Manufacture of wood and of products of wood and cork, except furniture.....	26	2,191	339	-	2,530	2,495	8,594	1,581	-	11,582
MANUFACTURE OF PAPER, PAPER PRODUCTS AND PRINTING	43	3,576	2,002	1	5,579	5,550	21,520	10,801	-	35,459
Manufacture of paper and paper products.....	5	841	431	-	1,272	1,270	5,116	1,874	-	7,758
Publishing and printing services.....	38	2,735	1,571	1	4,307	4,280	16,404	8,927	-	27,701
MANUFACTURE OF CHEMICALS AND CHEMICAL PRODUCTS.....	35	1,985	861	1	2,847	2,825	10,025	3,869	-	15,749
Manufacture of basic chemicals, except fertilizers and nitrogen compounds.....	2	437	62	-	499	499	2,451	347	-	3,012
Manufacture of paints, varnishes and mastics	5	339	90	-	429	429	1,827	476	-	2,816

1. Details may not add to row total, because the total include other benefits paid to persons not classified by sex and nationality.

**NUMBER OF PERSONS ENGAGED BY SEX, NATIONALITY, TOTAL WAGES AND SALARIES
AND INDUSTRIAL GROUP - PUBLIC AND PRIVATE
1995/96(1988 E.F.Y.)**

TABLE 4.11 (Contd..)

INDUSTRIAL GROUP	NO.OF ESTAB.	NO. OF PERSONS ENGAGED				NO. OF EMPLOY.	1 WAGES AND SALARIES(IN'000 BIRR)				
		ETHIOPIANS		FOREIG- NERS	TOTAL		ETHIOPIANS		FOREIG- NERS	TOTAL	
		MALE	FEMALE				MALE	FEMALE			
Manufacture of pharmaceuticals, medicinal chemicals and botanical products.....	2	250	251	-	501	500	1,423	1,418	-	3,288	
Manufacture of soap and detergents cleaning and polishing, perfumes and toilet preparations.....	23	893	414	1	1,308	1,290	3,807	1,360	-	5,784	
Manufacture of chemical products n.e.c.	3	66	44	-	110	107	517	268	-	848	
MANUFACTURE OF RUBBER AND PLASTIC PROCDUCTS.....	15	1,721	503	-	2,224	2,219	10,110	2,012	-	13,330	
Manufacture of rubber products.....	4	1,026	95	-	1,121	1,121	5,683	321	-	6,445	
Manufacture of plastic products.....	11	695	408	-	1,103	1,098	4,427	1,691	-	6,885	
MANUFACTURE OF OTHER NON-METALLIC MINERAL PRODUCTS ...	85	5,390	729	1	6,120	6,038	22,974	3,097	-	31,531	
Manufacture of glass and glass products.....	2	516	147	-	663	663	2,048	564	-	2,919	
Manufacture of structural clay products	7	554	89	-	643	640	1,792	363	-	2,213	
Manufacture of cement, lime and plaster	7	1,540	190	-	1,730	1,730	10,022	986	-	15,394	
Manufacture of articles of concrete, cement and plaster	64	2,381	242	1	2,624	2,545	6,939	800	-	7,956	
Manufacture of non-metallic mineral products n.e.c..	5	399	61	-	460	460	2,173	386	-	3,050	
MANUFACTURE OF BASIC IRON AND STEEL.....	3	1,020	101	-	1,121	1,121	6,707	393	-	8,346	
Manufacture of basic iron and steel.....	3	1,020	101	-	1,121	1,121	6,707	393	-	8,346	
MANUFACTURE OF FABRICATED METAL PRODUCTS EXCEPT MACHINERY AND EQUIPMENT	39	1,719	326	5	2,050	2,006	9,402	1,455	95	11,928	
Manufacture of structural metal products, tanks, reservoirs and containers of metal	29	536	58	4	598	562	1,956	165	95	2,285	
Manufacture of cutlery, hand tools and general hardware	4	456	117	-	573	571	2,624	500	-	3,519	
Manufacture of other fabricated metal products	6	727	151	1	879	873	4,822	790	-	6,123	
MANUFACTURE OF MACHINERY AND EQUIPMENT N.E.C.	15	392	70	2	464	436	1,858	331	11	2,300	
Manufacture of pumps, compressors, taps and valves..	1	109	34	-	143	143	770	205	-	1,007	
Manufacture of ovens, furnaces and furnace burners..	5	62	6	2	70	56	178	10	11	217	
Manufacture of other general purpose machinery.....	2	30	1	-	31	27	55	3	-	58	
Manufacture of machinery for food and beverage processing	6	118	13	-	131	121	442	23	-	475	
Manufacture of accumulators, primary cells and and primary batteries	1	73	16	-	89	89	412	90	-	543	
MANUFACTURE OF MOTOR VEHICLES	13	607	102	4	713	705	3,597	751	385	5,679	
Manufacture of bodies for motor vehicles.....	11	582	101	4	687	681	3,536	748	385	5,616	
Manufacture of parts and accessories for motor vehicles and their engines.....	2	25	1	-	26	24	61	2	-	63	
MANUFACTURE OF FURNITURE; MANUFACTURING N.E.C.	75	2,134	315	5	2,454	2,275	8,082	966	70	10,076	
Manufacture of furniture; manufacturing n.e.c.....	75	2,134	315	5	2,454	2,275	8,082	966	70	10,076	
T O T A L	642	62,917	28,236	46	91,199	90,039	299,733	101,623	591	457,007	

1. Details may not add to row total, because the total include other benefits paid to persons not classified by sex and nationality.

NUMBER OF PERSONS ENGAGED BY SEX, NATIONALITY, TOTAL WAGES AND SALARIES
AND INDUSTRIAL GROUP - PUBLIC
1995/96(1988 E.F.Y.)

TABLE 4.12

INDUSTRIAL GROUP	NO.OF ESTAB.	NO. OF PERSONS ENGAGED				NO. OF EMPLOY.	1 WAGES AND SALARIES(IN'000 BIRR)			
		ETHIOPIANS		FOREIG- NERS	TOTAL		ETHIOPIANS		FOREIG- NERS	TOTAL
		MALE	FEMALE				MALE	FEMALE		
MANUFACTURE OF FOOD PRODUCTS AND BEVERAGES.....	63	16,487	4,345	23	20,855	20,564	90,962	19,547	-	128,518
Production, processing and preserving of meat, fruit and vegetables.....	7	2,079	924	-	3,003	3,003	8,329	2,449	-	11,552
Manufacture of vegetable and animal oils and fats...	9	1,193	196	-	1,389	1,389	5,179	969	-	6,853
Manufacture of dairy products.....	1	191	74	-	265	265	689	175	-	869
Manufacture of grain mill products.....	11	1,689	318	-	2,007	2,007	8,833	1,585	-	12,229
Manufacture of prepared animal feeds.....	2	165	37	-	202	202	556	144	-	824
Manufacture of bakery products.....	5	816	397	-	1,213	1,213	4,200	1,695	-	6,566
Manufacture of sugar and sugar confectionery.....	3	4,027	317	-	4,344	4,344	31,662	2,215	-	38,687
Manufacture of macaroni and spaghetti.....	2	175	125	-	300	300	860	369	-	1,388
Manufacture of food products n.e.c.....	3	528	46	-	574	574	1,522	244	-	1,882
Distilling, rectifying and blending of spirits.....	4	346	273	-	619	619	2,208	1,780	-	4,124
Manufacture of wines.....	3	466	232	-	698	407	2,453	1,261	-	4,534
Manufacture of malt liquors and malt.....	5	2,231	634	-	2,865	2,865	13,075	3,362	-	20,050
Manufacture of soft drinks & production of mineral waters.....	8	2,581	772	23	3,376	3,376	11,396	3,298	-	18,959
MANUFACTURE OF TOBACCO PRODUCTS.....	1	613	369	-	982	982	2,152	1,231	-	8,914
Manufacture of tobacco products.....	1	613	369	-	982	982	2,152	1,231	-	8,914
MANUFACTURE OF TEXTILES.....	18	15,620	12,201	-	27,821	27,821	59,351	36,937	-	103,379
Spinning, weaving and finishing of textiles.....	16	13,774	10,987	-	24,761	24,761	53,977	33,829	-	94,188
Manufacture of cordage, rope, twine and netting.....	2	1,846	1,214	-	3,060	3,060	5,374	3,108	-	9,191
Knitting mills.....	-	-	-	-	-	-	-	-	-	-
MANUFACTURE OF WEARING APPAREL, EXCEPT FUR APPAREL....	6	1,001	2,622	-	3,623	3,623	4,059	6,567	-	10,900
Manufacture of wearing apparel except fur apparel...	6	1,001	2,622	-	3,623	3,623	4,059	6,567	-	10,900
TANNING AND DRESSING OF LEATHER; MANUFACTURE OF FOOTWEAR, LUGGAGE AND HANDBAGS.....	9	4,249	1,675	-	5,924	5,924	29,478	8,394	-	44,060
Tanning and dressing of leather, luggage and handbags	6	2,829	589	-	3,418	3,418	20,150	4,315	-	29,121
Manufacture of footwear.....	3	1,420	1,086	-	2,506	2,506	9,329	4,079	-	14,939
MANUFACTURE OF WOOD AND OF PRODUCTS OF WOOD AND CORK, EXCEPT FURNITURE.....	13	1,898	296	-	2,194	2,194	7,822	1,373	-	10,588
Manufacture of wood and of products of wood and cork, except furniture.....	13	1,898	296	-	2,194	2,194	7,822	1,373	-	10,588
MANUFACTURE OF PAPER, PAPER PRODUCTS AND PRINTING.....	9	2,925	1,601	-	4,526	4,526	18,633	9,566	-	31,115
Manufacture of paper and paper products.....	2	777	358	-	1,135	1,135	4,937	1,745	-	7,438
Publishing and printing services.....	7	2,148	1,243	-	3,391	3,391	13,696	7,821	-	23,677
MANUFACTURE OF CHEMICALS AND CHEMICAL PRODUCTS.....	9	1,462	532	-	1,994	1,994	8,029	2,918	-	12,473
Manufacture of basic chemicals, except fertilizers and nitrogen compounds.....	2	437	62	-	499	499	2,451	347	-	3,012
Manufacture of paints, varnishes and mastics.....	3	311	83	-	394	394	1,691	444	-	2,647

1. Details may not add to row total, because the total include other benefits paid to persons not classified by sex and nationality.

NUMBER OF PERSONS ENGAGED BY SEX, NATIONALITY, TOTAL WAGES AND SALARIES
AND INDUSTRIAL GROUP - PUBLIC
1995/96(1988 E.F.Y.)

TABLE 4.12 (Contd..)

INDUSTRIAL GROUP	NO.OF ESTAB.	NO. OF PERSONS ENGAGED				NO. OF EMPLOY.	1 WAGES AND SALARIES(IN'000 BIRR)			
		ETHIOPIANS		FOREIG- NERS	TOTAL		ETHIOPIANS		FOREIG- NERS	TOTAL
		MALE	FEMALE				MALE	FEMALE		
Manufacture of pharmaceuticals, medicinal chemicals and botanical products.....	1	238	237	-	475	475	1,365	1,385	-	3,195
Manufacture of soap and detergents cleaning and polishing, perfumes and toilet preparations.....	3	476	150	-	626	626	2,523	741	-	3,618
Manufacture of chemical products n.e.c.....	-	-	-	-	-	-	-	-	-	-
MANUFACTURE OF RUBBER AND PLASTIC PROCDUCTS.....	4	1,494	401	-	1,895	1,895	8,853	1,699	-	11,619
Manufacture of rubber products.....	1	930	76	-	1,006	1,006	5,093	233	-	5,663
Manufacture of plastic products.....	3	564	325	-	889	889	3,760	1,466	-	5,956
MANUFACTURE OF OTHER NON-METALLIC MINERAL PRODUCTS ...	21	4,235	544	-	4,779	4,779	19,864	2,730	-	27,911
Manufacture of glass and glass products.....	1	401	80	-	481	481	1,747	404	-	2,451
Manufacture of structural clay products	3	417	89	-	506	506	1,330	363	-	1,737
Manufacture of cement, lime and plaster	6	1,531	189	-	1,720	1,720	9,974	984	-	15,343
Manufacture of articles of concrete, cement and plaster	8	1,642	127	-	1,769	1,769	5,578	602	-	6,390
Manufacture of non-metallic mineral products n.e.c..	3	244	59	-	303	303	1,237	377	-	1,990
MANUFACTURE OF BASIC IRON AND STEEL.....	3	1,020	101	-	1,121	1,121	6,707	393	-	8,346
Manufacture of basic iron and steel.....	3	1,020	101	-	1,121	1,121	6,707	393	-	8,346
MANUFACTURE OF FABRICATED METAL PRODUCTS EXCEPT MACHINERY AND EQUIPMENT	5	1,080	247	-	1,327	1,327	6,736	1,189	-	8,777
Manufacture of structural metal products, tanks, reservoirs and containers of metal	-	-	-	-	-	-	-	-	-	-
Manufacture of cutlery, hand tools and general hardware	3	441	116	-	557	557	2,605	500	-	3,500
Manufacture of other fabricated metal products	2	639	131	-	770	770	4,131	690	-	5,276
MANUFACTURE OF MACHINERY AND EQUIPMENT N.E.C.	2	182	50	-	232	232	1,183	296	-	1,550
Manufacture of pumps, compressors, taps and valves..	1	109	34	-	143	143	770	205	-	1,007
Manufacture of ovens, furnaces and furnace burners..	-	-	-	-	-	-	-	-	-	-
Manufacture of other general purpose machinery.....	-	-	-	-	-	-	-	-	-	-
Manufacture of machinery for food and beverage processing	-	-	-	-	-	-	-	-	-	-
Manufacture of accumulators, primary cells and and primary batteries	1	73	16	-	89	89	412	90	-	543
MANUFACTURE OF MOTOR VEHICLES	1	81	17	-	98	98	539	74	-	684
Manufacture of bodies for motor vehicles.....	1	81	17	-	98	98	539	74	-	684
Manufacture of parts and accessories for motor vehicles and their engines.....	-	-	-	-	-	-	-	-	-	-
MANUFACTURE OF FURNITURE; MANUFACTURING N.E.C.	5	460	129	-	589	589	2,405	406	-	3,324
Manufacture of furniture; manufacturing n.e.c.....	5	460	129	-	589	589	2,405	406	-	3,324
T O T A L	169	52,807	25,130	23	77,960	77,669	266,773	93,320	-	412,158

1. Details may not add to row total, because the total include other benefits paid to persons not classified by sex and nationality.

**NUMBER OF PERSONS ENGAGED BY SEX, NATIONALITY, TOTAL WAGES AND SALARIES
AND INDUSTRIAL GROUP - PRIVATE
1995/96(1988 E.F.Y.)**

TABLE 4.13

INDUSTRIAL GROUP	NO. OF ESTAB.	NO. OF PERSONS ENGAGED				NO. OF EMPLOY.	1 WAGES AND SALARIES(IN'000 BIRR)			
		ETHIOPIANS		FOREIG- NERS	TOTAL		ETHIOPIANS		FOREIG- NERS	TOTAL
		MALE	FEMALE				MALE	FEMALE		
MANUFACTURE OF FOOD PRODUCTS AND BEVERAGES.....	111	2,270	604	-	2,874	2,634	5,512	1,219	-	7,150
Production, processing and preserving of meat, fruit and vegetables	-	-	-	-	-	-	-	-	-	-
Manufacture of vegetable and animal oils and fats...	19	322	26	-	348	276	518	33	-	570
Manufacture of dairy products	-	-	-	-	-	-	-	-	-	-
Manufacture of grain mill products	7	371	100	-	471	462	1,282	325	-	1,689
Manufacture of prepared animal feeds	-	-	-	-	-	-	-	-	-	-
Manufacture of bakery products	74	1,261	344	-	1,605	1,463	2,585	475	-	3,271
Manufacture of sugar and sugar confectionery	2	23	17	-	40	32	32	22	-	58
Manufacture of macaroni and spaghetti.....	1	25	12	-	37	37	93	35	-	133
Manufacture of food products n.e.c.	2	166	16	-	182	181	505	49	-	643
Distilling, rectifying and blending of spirits	6	102	89	-	191	183	498	280	-	787
Manufacture of wines	-	-	-	-	-	-	-	-	-	-
Manufacture of malt liquors and malt	-	-	-	-	-	-	-	-	-	-
Manufacture of soft drinks & production of mineral waters	-	-	-	-	-	-	-	-	-	-
MANUFACTURE OF TOBACCO PRODUCTS	-	-	-	-	-	-	-	-	-	-
Manufacture of tobacco products.....	-	-	-	-	-	-	-	-	-	-
MANUFACTURE OF TEXTILES	14	367	227	2	596	566	878	567	-	1,558
Spinning, weaving and finishing of textiles	4	165	60	-	225	221	400	156	-	560
Manufacture of cordage, rope, twine and netting	1	132	83	-	215	214	322	257	-	680
Knitting mills	9	70	84	2	156	131	156	155	-	318
MANUFACTURE OF WEARING APPAREL, EXCEPT FUR APPAREL....	17	333	149	1	483	431	1,028	355	30	1,431
Manufacture of wearing apparel except fur apparel...	17	333	149	1	483	431	1,028	355	30	1,431
TANNING AND DRESSING OF LEATHER; MANUFACTURE OF FOOTWEAR, LUGGAGE AND HANDBAGS	54	1,242	696	1	1,939	1,824	3,443	1,549	-	5,115
Tanning and dressing of leather, luggage and handbags	2	170	26	-	196	192	622	230	-	935
Manufacture of footwear.....	52	1,072	670	1	1,743	1,632	2,822	1,320	-	4,180
MANUFACTURE OF WOOD AND OF PRODUCTS OF WOOD AND CORK, EXCEPT FURNITURE	13	293	43	-	336	301	772	207	-	994
Manufacture of wood and of products of wood and cork, except furniture.....	13	293	43	-	336	301	772	207	-	994
MANUFACTURE OF PAPER, PAPER PRODUCTS AND PRINTING	34	651	401	1	1,053	1,024	2,887	1,235	-	4,344
Manufacture of paper and paper products.....	3	64	73	-	137	135	179	129	-	320
Publishing and printing services.....	31	587	328	1	916	889	2,708	1,106	-	4,024
MANUFACTURE OF CHEMICALS AND CHEMICAL PRODUCTS.....	26	523	329	1	853	831	1,996	952	-	3,276
Manufacture of basic chemicals, except fertilizers and nitrogen compounds.....	-	-	-	-	-	-	-	-	-	-
Manufacture of paints, varnishes and mastics	2	28	7	-	35	35	136	33	-	169

1. Details may not add to row total, because the total include other benefits paid to persons not classified by sex and nationality

NUMBER OF PERSONS ENGAGED BY SEX, NATIONALITY, TOTAL WAGES AND SALARIES
AND INDUSTRIAL GROUP - PRIVATE
1995/96(1988 E.F.Y.)

TABLE 4.13 (Contd..)

INDUSTRIAL GROUP	NO.OF ESTAB.	NO. OF PERSONS ENGAGED				NO. OF EMPLOY.	1 WAGES AND SALARIES(IN'000 BIRR)			
		ETHIOPIANS		FOREIG- NERS	TOTAL		ETHIOPIANS		FOREIG- NERS	TOTAL
		MALE	FEMALE				MALE	FEMALE		
Manufacture of pharmaceuticals, medicinal chemicals and botanical products.....	1	12	14	-	26	25	58	33	-	93
Manufacture of soap and detergents cleaning and polishing, perfumes and toilet preparations.....	20	417	264	1	682	664	1,284	619	-	2,166
Manufacture of chemical products n.e.c.	3	66	44	-	110	107	517	268	-	848
MANUFACTURE OF RUBBER AND PLASTIC PROCDUCTS.....	11	227	102	-	329	324	1,257	313	-	1,711
Manufacture of rubber products.....	3	96	19	-	115	115	590	88	-	783
Manufacture of plastic products.....	8	131	83	-	214	209	667	225	-	929
MANUFACTURE OF OTHER NON-METALLIC MINERAL PRODUCTS ...	64	1,155	185	1	1,341	1,259	3,110	367	-	3,620
Manufacture of glass and glass products.....	1	115	67	-	182	182	302	159	-	468
Manufacture of structural clay products	4	137	-	-	137	134	462	-	-	476
Manufacture of cement, lime and plaster	1	9	1	-	10	10	48	2	-	51
Manufacture of articles of concrete, cement and plaster	56	739	115	1	855	776	1,361	197	-	1,566
Manufacture of non-metallic mineral products n.e.c..	2	155	2	-	157	157	936	8	-	1,060
MANUFACTURE OF BASIC IRON AND STEEL.....	-	-	-	-	-	-	-	-	-	-
Manufacture of basic iron and steel.....	-	-	-	-	-	-	-	-	-	-
MANUFACTURE OF FABRICATED METAL PRODUCTS EXCEPT MACHINERY AND EQUIPMENT	34	639	79	5	723	679	2,666	266	95	3,151
Manufacture of structural metal products, tanks, reservoirs and containers of metal	29	536	58	4	598	562	1,956	165	95	2,285
Manufacture of cutlery, hand tools and general hardware	1	15	1	-	16	14	19	-	-	19
Manufacture of other fabricated metal products	4	88	20	1	109	103	691	101	-	847
MANUFACTURE OF MACHINERY AND EQUIPMENT N.E.C.	13	210	20	2	232	204	675	35	11	750
Manufacture of pumps, compressors, taps and valves..	-	-	-	-	-	-	-	-	-	-
Manufacture of ovens, furnaces and furnace burners..	5	62	6	2	70	56	178	10	11	217
Manufacture of other general purpose machinery.....	2	30	1	-	31	27	55	3	-	58
Manufacture of machinery for food and beverage processing	6	118	13	-	131	121	442	23	-	475
Manufacture of accumulators, primary cells and and primary batteries	-	-	-	-	-	-	-	-	-	-
MANUFACTURE OF MOTOR VEHICLES	12	526	85	4	615	607	3,058	677	385	4,994
Manufacture of bodies for motor vehicles.....	10	501	84	4	589	583	2,997	674	385	4,931
Manufacture of parts and accessories for motor vehicles and their engines.....	2	25	1	-	26	24	61	2	-	63
MANUFACTURE OF FURNITURE; MANUFACTURING N.E.C.	70	1,674	186	5	1,865	1,686	5,676	560	70	6,753
Manufacture of furniture; manufacturing n.e.c.....	70	1,674	186	5	1,865	1,686	5,676	560	70	6,753
T O T A L	473	10,110	3,106	23	13,239	12,370	32,959	8,303	591	44,849

1. Details may not add to row total, because the total include other benefits paid to persons not classified by sex and nationality.

**NUMBER OF PERMANENT EMPLOYEES* BY WAGES AND SALARIES GROUP - PUBLIC AND PRIVATE
1995/96(1988 E.F.Y.)**

TABLE 4.14

INDUSTRIAL GROUP	NO. OF ESTAB.	UNDER 105	105-299	300-499	500-699	700-999	1000- 1449	1500- 1999	2000 & OVER	TOTAL
MANUFACTURE OF FOOD PRODUCTS AND BEVERAGES.....	174	623	9,278	6,673	2,248	2,372	1,319	394	80	22,987
Production, processing and preserving of meat, fruit and vegetables	7	-	1,936	452	133	147	78	24	3	2,773
Manufacture of vegetable and animal oils and fats...	28	39	763	455	118	147	62	14	2	1,600
Manufacture of dairy products	1	2	150	50	21	13	17	4	1	258
Manufacture of grain mill products	18	11	1,191	917	201	240	104	42	5	2,711
Manufacture of prepared animal feeds	2	-	146	29	17	6	8	2	1	209
Manufacture of bakery products	79	522	1,099	688	116	120	59	20	3	2,627
Manufacture of sugar and sugar confectionery	5	16	957	1,106	834	763	489	134	31	4,330
Manufacture of macaroni and spaghetti.....	3	-	211	116	23	29	12	4	-	395
Manufacture of food products n.e.c.	5	1	197	52	32	30	15	13	5	345
Distilling, rectifying and blending of spirits	10	31	376	201	95	97	46	29	8	883
Manufacture of wines	3	-	141	420	72	93	32	6	2	766
Manufacture of malt liquors and malt	5	-	674	990	277	390	270	79	17	2,697
Manufacture of soft drinks & production of mineral waters	8	1	1,437	1,197	309	297	127	23	2	3,393
MANUFACTURE OF TOBACCO PRODUCTS	1	-	205	406	167	224	100	43	4	1,149
Manufacture of tobacco products.....	1	-	205	406	167	224	100	43	4	1,149
MANUFACTURE OF TEXTILES	32	1,037	17,525	7,441	1,900	1,111	358	113	14	29,499
Spinning, weaving and finishing of textiles	20	1,001	14,646	7,093	1,783	1,024	333	95	11	25,986
Manufacture of cordage, rope, twine and netting	3	-	2,799	326	106	87	25	16	2	3,361
Knitting mills	9	36	80	22	11	-	-	2	1	152
MANUFACTURE OF WEARING APPAREL, EXCEPT FUR APPAREL....	23	58	3,109	853	122	165	60	22	2	4,391
Manufacture of wearing apparel except fur apparel...	23	58	3,109	853	122	165	60	22	2	4,391
TANNING AND DRESSING OF LEATHER; MANUFACTURE OF FOOTWEAR, LUGGAGE AND HANDBAGS	63	255	1,888	2,110	1,314	1,236	544	197	25	7,569
Tanning and dressing of leather, luggage and handbags	8	-	432	634	712	822	402	156	19	3,177
Manufacture of footwear.....	55	255	1,456	1,476	602	414	142	41	6	4,392
MANUFACTURE OF WOOD AND OF PRODUCTS OF WOOD AND CORK, EXCEPT FURNITURE	26	34	977	973	250	238	83	27	4	2,586
Manufacture of wood and of products of wood and cork, except furniture.....	26	34	977	973	250	238	83	27	4	2,586
MANUFACTURE OF PAPER, PAPER PRODUCTS AND PRINTING	43	138	1,315	1,282	943	1,076	514	107	16	5,391
Manufacture of paper and paper products.....	5	31	324	377	241	181	92	25	5	1,276
Publishing and printing services.....	38	107	991	905	702	895	422	82	11	4,115
MANUFACTURE OF CHEMICALS AND CHEMICAL PRODUCTS.....	35	170	887	667	368	359	195	109	14	2,769
Manufacture of basic chemicals, except fertilizers and nitrogen compounds.....	2	-	119	107	44	92	47	22	3	434
Manufacture of paints, varnishes and mastics	5	6	128	125	62	74	49	13	3	460

* The number of employees refers to the number of permanent employees in the month of June, according to the Ethiopian Fiscal Year

**NUMBER OF PERMANENT EMPLOYEES* BY WAGES AND SALARIES GROUP - PUBLIC AND PRIVATE
1995/96(1988 E.F.Y.)**

TABLE 4.14 (Contd..)

INDUSTRIAL GROUP	NO. OF ESTAB.	UNDER 105	105-299	300-499	500-699	700-999	1000- 1449	1500- 1999	2000 & OVER	TOTAL
Manufacture of pharmaceuticals, medicinal chemicals and botanical products.....	2	-	98	155	142	48	25	43	-	511
Manufacture of soap and detergents cleaning and polishing, perfumes and toilet preparations.....	23	163	512	267	94	130	66	23	6	1,261
Manufacture of chemical products n.e.c.	3	1	30	13	26	15	8	8	2	103
MANUFACTURE OF RUBBER AND PLASTIC PRODUCTS.....	15	36	566	426	290	441	182	53	6	2,000
Manufacture of rubber products.....	4	8	191	144	159	262	81	23	2	870
Manufacture of plastic products.....	11	28	375	282	131	179	101	30	4	1,130
MANUFACTURE OF OTHER NON-METALLIC MINERAL PRODUCTS ...	85	98	1,933	1,309	540	440	290	101	34	4,745
Manufacture of glass and glass products.....	2	-	130	117	59	64	36	22	1	429
Manufacture of structural clay products.....	7	4	210	116	41	27	13	3	-	414
Manufacture of cement, lime and plaster	7	-	516	461	269	227	186	44	29	1,732
Manufacture of articles of concrete, cement and plaster	64	88	938	377	126	83	39	21	3	1,675
Manufacture of non-metallic mineral products n.e.c..	5	6	139	238	45	39	16	11	1	495
MANUFACTURE OF BASIC IRON AND STEEL.....	3	-	196	362	251	239	96	42	4	1,190
Manufacture of basic iron and steel.....	3	-	196	362	251	239	96	42	4	1,190
MANUFACTURE OF FABRICATED METAL PRODUCTS EXCEPT MACHINERY AND EQUIPMENT	39	87	659	515	172	295	195	53	6	1,982
Manufacture of structural metal products, tanks, reservoirs and containers of metal	29	77	221	118	37	58	20	9	1	541
Manufacture of cutlery, hand tools and general hardware	4	8	170	203	65	62	63	16	4	591
Manufacture of other fabricated metal products	6	2	268	194	70	175	112	28	1	850
MANUFACTURE OF MACHINERY AND EQUIPMENT N.E.C.	15	45	123	92	71	84	25	15	-	455
Manufacture of pumps, compressors, taps and valves..	1	-	28	16	42	39	9	9	-	143
Manufacture of ovens, furnaces and furnace burners..	5	7	29	25	1	7	1	-	-	70
Manufacture of other general purpose machinery.....	2	3	18	2	-	1	-	-	-	24
Manufacture of machinery for food and beverage processing	6	35	23	10	11	22	8	5	-	114
Manufacture of accumulators, primary cells and and primary batteries	1	-	25	39	17	15	7	1	-	104
MANUFACTURE OF MOTOR VEHICLES	13	28	160	94	46	67	96	40	20	551
Manufacture of bodies for motor vehicles.....	11	25	148	89	44	65	96	40	20	527
Manufacture of parts and accessories for motor vehicles and their engines.....	2	3	12	5	2	2	-	-	-	24
MANUFACTURE OF FURNITURE; MANUFACTURING N.E.C.	75	166	866	507	256	370	139	24	4	2,332
Manufacture of furniture; manufacturing n.e.c.....	75	166	866	507	256	370	139	24	4	2,332
T O T A L	642	2,775	39,687	23,710	8,938	8,717	4,196	1,340	233	89,596

* The number of employees refers to the number of permanent employees in the month of June, according to the Ethiopian Fiscal Year

NUMBER OF PERSONS ENGAGED BY LITERACY STATUS FOR REPORTING ESTABLISHMENTS AND INDUSTRIAL GROUP
1995/96(1988 E.F.Y.)

TABLE 4.15

INDUSTRIAL GROUP	LITERACY STATUS					
	LITERATE		ILLITERATE		TOTAL	
	PUBLIC	PRIVATE	PUBLIC	PRIVATE	PUBLIC	PRIVATE
MANUFACTURE OF FOOD PRODUCTS AND BEVERAGES.....	14,950	2,501	898	95	15,848	2,596
Production, processing and preserving of meat, fruit and vegetables	2,133	-	476	-	2,609	-
Manufacture of vegetable and animal oils and fats...	1,010	263	-	29	1,010	292
Manufacture of dairy products	247	-	-	-	247	-
Manufacture of grain mill products	1,745	490	35	-	1,780	490
Manufacture of prepared animal feeds	190	-	12	-	202	-
Manufacture of bakery products	746	1,447	131	48	877	1,495
Manufacture of sugar and sugar confectionery	1,889	42	11	1	1,900	43
Manufacture of macaroni and spaghetti.....	225	48	57	-	282	48
Manufacture of food products n.e.c.	268	43	22	-	290	43
Distilling, rectifying and blending of spirits	613	168	-	17	613	185
Manufacture of wines	553	-	137	-	690	-
Manufacture of malt liquors and malt	2,490	-	-	-	2,490	-
Manufacture of soft drinks & production of mineral waters	2,841	-	17	-	2,858	-
MANUFACTURE OF TOBACCO PRODUCTS	956	-	-	-	956	-
Manufacture of tobacco products.....	956	-	-	-	956	-
MANUFACTURE OF TEXTILES	21,062	537	638	9	21,700	546
Spinning, weaving and finishing of textiles	18,395	209	246	6	18,641	215
Manufacture of cordage, rope, twine and netting	2,667	153	392	-	3,059	153
Knitting mills	-	175	-	3	-	178
MANUFACTURE OF WEARING APPAREL, EXCEPT FUR APPAREL....	3,452	471	46	1	3,498	472
Manufacture of wearing apparel except fur apparel...	3,452	471	46	1	3,498	472
TANNING AND DRESSING OF LEATHER; MANUFACTURE OF FOOTWEAR, LUGGAGE AND HANDBAGS	5,123	1,906	242	16	5,365	1,922
Tanning and dressing of leather, luggage and handbags	2,834	203	46	-	2,880	203
Manufacture of footwear.....	2,289	1,703	196	16	2,485	1,719
MANUFACTURE OF WOOD AND OF PRODUCTS OF WOOD AND CORK, EXCEPT FURNITURE	1,350	250	59	17	1,409	267
Manufacture of wood and of products of wood and cork, except furniture.....	1,350	250	59	17	1,409	267
MANUFACTURE OF PAPER, PAPER PRODUCTS AND PRINTING	5,162	933	2	16	5,164	949
Manufacture of paper and paper products.....	2,152	108	-	-	2,152	108
Publishing and printing services.....	3,010	825	2	16	3,012	841
MANUFACTURE OF CHEMICALS AND CHEMICAL PRODUCTS.....	1,490	706	-	2	1,490	708
Manufacture of basic chemicals, except fertilizers and nitrogen compounds.....	406	-	-	-	406	-
Manufacture of paints, varnishes and mastics	244	37	-	-	244	37

* The number of employees refers to the number of permanent employees in the month of June, according to the Ethiopian Fiscal Year

**NUMBER OF PERSONS ENGAGED BY LITERACY STATUS FOR REPORTING ESTABLISHMENTS AND INDUSTRIAL GROUP
1995/96(1988 E.F.Y.)**

TABLE 4.15(Contd..)

INDUSTRIAL GROUP	LITERACY STATUS					
	LITERATE		ILLITERATE		TOTAL	
	PUBLIC	PRIVATE	PUBLIC	PRIVATE	PUBLIC	PRIVATE
Manufacture of pharmaceuticals, medicinal chemicals and botanical products.....	433	27	-	-	433	27
Manufacture of soap and detergents cleaning and polishing, perfumes and toilet preparations.....	407	533	-	2	407	535
Manufacture of chemical products n.e.c.	-	109	-	-	-	109
MANUFACTURE OF RUBBER AND PLASTIC PRODUCTS.....	1,369	272	1	2	1,370	274
Manufacture of rubber products.....	722	98	-	-	722	98
Manufacture of plastic products.....	647	174	1	2	648	176
MANUFACTURE OF OTHER NON-METALLIC MINERAL PRODUCTS ...	3,177	1,057	33	61	3,210	1,118
Manufacture of glass and glass products.....	262	182	20	-	282	182
Manufacture of structural clay products	258	93	8	4	266	97
Manufacture of cement, lime and plaster	1,570	9	-	1	1,570	10
Manufacture of articles of concrete, cement and plaster	784	636	5	54	789	690
Manufacture of non-metallic mineral products n.e.c..	303	137	-	2	303	139
MANUFACTURE OF BASIC IRON AND STEEL.....	1,051	-	-	-	1,051	-
Manufacture of basic iron and steel.....	1,051	-	-	-	1,051	-
MANUFACTURE OF FABRICATED METAL PRODUCTS EXCEPT MACHINERY AND EQUIPMENT	1,269	654	17	15	1,286	669
Manufacture of structural metal products, tanks, reservoirs and containers of metal	-	539	-	14	-	553
Manufacture of cutlery, hand tools and general hardware	524	13	7	1	531	14
Manufacture of other fabricated metal products	745	102	10	-	755	102
MANUFACTURE OF MACHINERY AND EQUIPMENT N.E.C.	234	236	-	6	234	242
Manufacture of pumps, compressors, taps and valves..	146	-	-	-	146	-
Manufacture of ovens, furnaces and furnace burners..	-	67	-	-	-	67
Manufacture of other general purpose machinery.....	-	29	-	1	-	30
Manufacture of machinery for food and beverage processing	-	140	-	5	-	145
Manufacture of accumulators, primary cells and and primary batteries	88	-	-	-	88	-
MANUFACTURE OF MOTOR VEHICLES	86	485	-	1	86	486
Manufacture of bodies for motor vehicles.....	86	460	-	-	86	460
Manufacture of parts and accessories for motor vehicles and their engines.....	-	25	-	1	-	26
MANUFACTURE OF FURNITURE; MANUFACTURING N.E.C.	531	1,723	17	31	548	1,754
Manufacture of furniture; manufacturing n.e.c.....	531	1,723	17	31	548	1,754
T O T A L	61,262	11,731	1,953	272	63,215	12,003

* The number of employees refers to the number of permanent employees in the month of June, according to the Ethiopian Fiscal Year

**NUMBER OF LITERATE PERSONS ENGAGED BY HIGHEST GRADE COMPLETED FOR REPORTING ESTABLISHMENTS AND
INDUSTRIAL GROUP PUBLIC AND PRIVATE - 1995/96(1988 E.F.Y.)**

TABLE 4.16

INDUSTRIAL GROUP	HIGHEST GRADE COMPLETED				
	1 - 6	7 - 8	9 - 12	ABOVE 12	TOTAL
MANUFACTURE OF FOOD PRODUCTS AND BEVERAGES.....	3,824	1,812	4,550	2,075	12,261
Production, processing and preserving of meat, fruit and vegetables	219	160	308	233	920
Manufacture of vegetable and animal oils and fats...	266	117	373	132	888
Manufacture of dairy products	15	11	64	27	117
Manufacture of grain mill products	362	167	681	274	1,484
Manufacture of prepared animal feeds	8	17	27	35	87
Manufacture of bakery products	595	301	768	242	1,906
Manufacture of sugar and sugar confectionery	855	128	400	159	1,542
Manufacture of macaroni and spaghetti.....	61	55	25	27	168
Manufacture of food products n.e.c.	43	36	89	54	222
Distilling, rectifying and blending of spirits	119	66	149	141	475
Manufacture of wines	102	58	114	121	395
Manufacture of malt liquors and malt	473	392	862	304	2,031
Manufacture of soft drinks & production of mineral waters	706	304	690	326	2,026
MANUFACTURE OF TOBACCO PRODUCTS	193	132	364	90	779
Manufacture of tobacco products.....	193	132	364	90	779
MANUFACTURE OF TEXTILES	5,176	4,929	3,608	1,264	14,977
Spinning, weaving and finishing of textiles	4,733	4,586	3,189	1,111	13,619
Manufacture of cordage, rope, twine and netting	389	303	356	148	1,196
Knitting mills	54	40	63	5	162
MANUFACTURE OF WEARING APPAREL, EXCEPT FUR APPAREL.....	985	946	1,089	333	3,353
Manufacture of wearing apparel except fur apparel...	985	946	1,089	333	3,353
TANNING AND DRESSING OF LEATHER; MANUFACTURE OF FOOTWEAR, LUGGAGE AND HANDBAGS	1,827	927	2,345	907	6,006
Tanning and dressing of leather, luggage and handbags	891	389	839	455	2,574
Manufacture of footwear.....	936	538	1,506	452	3,432
MANUFACTURE OF WOOD AND OF PRODUCTS OF WOOD AND CORK, EXCEPT FURNITURE	463	125	298	187	1,073
Manufacture of wood and of products of wood and cork, except furniture.....	463	125	298	187	1,073
MANUFACTURE OF PAPER, PAPER PRODUCTS AND PRINTING	684	945	2,056	1,805	5,490
Manufacture of paper and paper products.....	318	167	438	1,152	2,075
Publishing and printing services.....	366	778	1,618	653	3,415
MANUFACTURE OF CHEMICALS AND CHEMICAL PRODUCTS.....	399	299	740	530	1,968
Manufacture of basic chemicals, except fertilizers and nitrogen compounds.....	86	41	107	151	385
Manufacture of paints, varnishes and mastics	16	37	79	110	242

**NUMBER OF LITERATE PERSONS ENGAGED BY HIGHEST GRADE COMPLETED FOR REPORTING ESTABLISHMENTS AND
INDUSTRIAL GROUP PUBLIC AND PRIVATE - 1995/96(1988 E.F.Y.)**

TABLE 4.16 (Contd..)

INDUSTRIAL GROUP	HIGHEST GRADE COMPLETED				
	1 - 6	7 - 8	9 - 12	ABOVE 12	TOTAL
Manufacture of pharmaceuticals, medicinal chemicals and botanical products.....	52	75	171	131	429
Manufacture of soap and detergents cleaning and polishing, perfumes and toilet preparations.....	213	133	347	114	807
Manufacture of chemical products n.e.c.	32	13	36	24	105
MANUFACTURE OF RUBBER AND PLASTIC PRODUCTS.....	256	279	689	282	1,506
Manufacture of rubber products.....	107	175	447	58	787
Manufacture of plastic products.....	149	104	242	224	719
MANUFACTURE OF OTHER NON-METALLIC MINERAL PRODUCTS ...	792	506	1,039	650	2,987
Manufacture of glass and glass products.....	60	54	108	102	324
Manufacture of structural clay products	114	31	61	42	248
Manufacture of cement, lime and plaster	241	127	361	283	1,012
Manufacture of articles of concrete, cement and plaster	325	257	376	137	1,095
Manufacture of non-metallic mineral products n.e.c..	52	37	133	86	308
MANUFACTURE OF BASIC IRON AND STEEL.....	162	80	219	187	648
Manufacture of basic iron and steel.....	162	80	219	187	648
MANUFACTURE OF FABRICATED METAL PRODUCTS EXCEPT MACHINERY AND EQUIPMENT	277	208	594	617	1,696
Manufacture of structural metal products, tanks, reservoirs and containers of metal	98	72	262	63	495
Manufacture of cutlery, hand tools and general hardware	77	61	138	161	437
Manufacture of other fabricated metal products	102	75	194	393	764
MANUFACTURE OF MACHINERY AND EQUIPMENT N.E.C.	81	65	214	79	439
Manufacture of pumps, compressors, taps and valves..	16	6	94	23	139
Manufacture of ovens, furnaces and furnace burners..	11	15	31	8	65
Manufacture of other general purpose machinery.....	3	10	12	1	26
Manufacture of machinery for food and beverage processing	22	14	69	31	136
Manufacture of accumulators, primary cells and and primary batteries	29	20	8	16	73
MANUFACTURE OF MOTOR VEHICLES	85	102	259	88	534
Manufacture of bodies for motor vehicles.....	80	99	245	88	512
Manufacture of parts and accessories for motor vehicles and their engines.....	5	3	14	-	22
MANUFACTURE OF FURNITURE; MANUFACTURING N.E.C.	402	338	1,016	251	2,007
Manufacture of furniture; manufacturing n.e.c.....	402	338	1,016	251	2,007
T O T A L	15,606	11,693	19,080	9,345	55,724

**NUMBER OF LITERATE PERSONS ENGAGED BY HIGHEST GRADE COMPLETED FOR REPORTING ESTABLISHMENTS AND
INDUSTRIAL GROUP PUBLIC - 1995/96(1988 E.F.Y.)**

TABLE 4.17

INDUSTRIAL GROUP	HIGHEST GRADE COMPLETED				
	1 - 6	7 - 8	9 - 12	ABOVE 12	TOTAL
MANUFACTURE OF FOOD PRODUCTS AND BEVERAGES.....	3,188	1,508	3,633	1,919	10,248
Production, processing and preserving of meat, fruit and vegetables	219	160	308	233	920
Manufacture of vegetable and animal oils and fats...	184	80	268	123	655
Manufacture of dairy products	15	11	64	27	117
Manufacture of grain mill products	319	130	539	203	1,191
Manufacture of prepared animal feeds	8	17	27	35	87
Manufacture of bakery products	135	95	178	197	605
Manufacture of sugar and sugar confectionery	850	125	397	157	1,529
Manufacture of macaroni and spaghetti.....	58	50	20	27	155
Manufacture of food products n.e.c.	40	35	62	44	181
Distilling, rectifying and blending of spirits	79	51	104	122	356
Manufacture of wines	102	58	114	121	395
Manufacture of malt liquors and malt	473	392	862	304	2,031
Manufacture of soft drinks & production of mineral waters	706	304	690	326	2,026
MANUFACTURE OF TOBACCO PRODUCTS	193	132	364	90	779
Manufacture of tobacco products.....	193	132	364	90	779
MANUFACTURE OF TEXTILES	5,050	4,803	3,393	1,235	14,481
Spinning, weaving and finishing of textiles	4,670	4,514	3,152	1,098	13,434
Manufacture of cordage, rope, twine and netting	380	289	241	137	1,047
Knitting mills	-	-	-	-	-
MANUFACTURE OF WEARING APPAREL, EXCEPT FUR APPAREL....	873	851	929	284	2,937
Manufacture of wearing apparel except fur apparel...	873	851	929	284	2,937
TANNING AND DRESSING OF LEATHER; MANUFACTURE OF FOOTWEAR, LUGGAGE AND HANDBAGS	1,451	653	1,335	764	4,203
Tanning and dressing of leather, luggage and handbags	820	344	777	435	2,376
Manufacture of footwear.....	631	309	558	329	1,827
MANUFACTURE OF WOOD AND OF PRODUCTS OF WOOD AND CORK, EXCEPT FURNITURE	396	104	219	159	878
Manufacture of wood and of products of wood and cork, except furniture.....	396	104	219	159	878
MANUFACTURE OF PAPER, PAPER PRODUCTS AND PRINTING	571	795	1,527	1,711	4,604
Manufacture of paper and paper products.....	303	153	371	1,142	1,969
Publishing and printing services.....	268	642	1,156	569	2,635
MANUFACTURE OF CHEMICALS AND CHEMICAL PRODUCTS.....	252	184	440	444	1,320
Manufacture of basic chemicals, except fertilizers and nitrogen compounds.....	86	41	107	151	385
Manufacture of paints, varnishes and mastics	13	27	69	97	206

**NUMBER OF LITERATE PERSONS ENGAGED BY HIGHEST GRADE COMPLETED FOR REPORTING ESTABLISHMENTS AND
INDUSTRIAL GROUP PUBLIC - 1995/96(1988 E.F.Y.)**

TABLE 4.17 (Contd..)

INDUSTRIAL GROUP	HIGHEST GRADE COMPLETED				
	1 - 6	7 - 8	9 - 12	ABOVE 12	TOTAL
Manufacture of pharmaceuticals, medicinal chemicals and botanical products.....	51	75	156	124	406
Manufacture of soap and detergents cleaning and polishing, perfumes and toilet preparations.....	102	41	108	72	323
Manufacture of chemical products n.e.c.	-	-	-	-	-
MANUFACTURE OF RUBBER AND PLASTIC PROCDUCTS.....	208	243	547	243	1,241
Manufacture of rubber products.....	79	163	398	51	691
Manufacture of plastic products.....	129	80	149	192	550
MANUFACTURE OF OTHER NON-METALLIC MINERAL PRODUCTS ...	509	383	717	574	2,183
Manufacture of glass and glass products.....	41	29	59	93	222
Manufacture of structural clay products	82	31	43	38	194
Manufacture of cement, lime and plaster	236	127	360	282	1,005
Manufacture of articles of concrete, cement and plaster	105	173	200	99	577
Manufacture of non-metallic mineral products n.e.c..	45	23	55	62	185
MANUFACTURE OF BASIC IRON AND STEEL.....	162	80	219	187	648
Manufacture of basic iron and steel.....	162	80	219	187	648
MANUFACTURE OF FABRICATED METAL PRODUCTS EXCEPT MACHINERY AND EQUIPMENT	165	126	283	521	1,095
Manufacture of structural metal products, tanks, reservoirs and containers of metal	-	-	-	-	-
Manufacture of cutlery, hand tools and general hardware	75	61	132	160	428
Manufacture of other fabricated metal products	90	65	151	361	667
MANUFACTURE OF MACHINERY AND EQUIPMENT N.E.C.	45	26	102	39	212
Manufacture of pumps, compressors, taps and valves..	16	6	94	23	139
Manufacture of ovens, furnaces and furnace burners..	-	-	-	-	-
Manufacture of other general purpose machinery.....	-	-	-	-	-
Manufacture of machinery for food and beverage processing	-	-	-	-	-
Manufacture of accumulators, primary cells and and primary battries	29	20	8	16	73
MANUFACTURE OF MOTOR VEHICLES	11	4	44	10	69
Manufacture of bodies for motor vehicles.....	11	4	44	10	69
Manufacture of parts and accessories for motor vehicles and their engines.....	-	-	-	-	-
MANUFACTURE OF FURNITURE; MANUFACTURING N.E.C.	90	71	163	80	404
Manufacture of furniture; manufacturing n.e.c.....	90	71	163	80	404
T O T A L	13,164	9,963	13,915	8,260	45,302

**NUMBER OF LITERATE PERSONS ENGAGED BY HIGHEST GRADE COMPLETED FOR REPORTING ESTABLISHMENTS
AND INDUSTRIAL GROUP PRIVATE - 1995/96(1988 E.F.Y.)**

TABLE 4.18

INDUSTRIAL GROUP	HIGHEST GRADE COMPLETED				
	1 - 6	7 - 8	9 - 12	ABOVE 12	TOTAL
MANUFACTURE OF FOOD PRODUCTS AND BEVERAGES.....	636	304	917	156	2,013
Production, processing and preserving of meat, fruit and vegetables	-	-	-	-	-
Manufacture of vegetable and animal oils and fats...	82	37	105	9	233
Manufacture of dairy products	-	-	-	-	-
Manufacture of grain mill products	43	37	142	71	293
Manufacture of prepared animal feeds	-	-	-	-	-
Manufacture of bakery products	460	206	590	45	1,301
Manufacture of sugar and sugar confectionery	5	3	3	2	13
Manufacture of macaroni and spaghetti.....	3	5	5	-	13
Manufacture of food products n.e.c.	3	1	27	10	41
Distilling, rectifying and blending of spirits	40	15	45	19	119
Manufacture of wines	-	-	-	-	-
Manufacture of malt liquors and malt	-	-	-	-	-
Manufacture of soft drinks & production of mineral waters	-	-	-	-	-
MANUFACTURE OF TOBACCO PRODUCTS	-	-	-	-	-
Manufacture of tobacco products.....	-	-	-	-	-
MANUFACTURE OF TEXTILES	126	126	215	29	496
Spinning, weaving and finishing of textiles	63	72	37	13	185
Manufacture of cordage, rope, twine and netting	9	14	115	11	149
Knitting mills	54	40	63	5	162
MANUFACTURE OF WEARING APPAREL, EXCEPT FUR APPAREL....	112	95	160	49	416
Manufacture of wearing apparel except fur apparel...	112	95	160	49	416
TANNING AND DRESSING OF LEATHER; MANUFACTURE OF FOOTWEAR, LUGGAGE AND HANDBAGS	376	274	1,010	143	1,803
Tanning and dressing of leather, luggage and handbags	71	45	62	20	198
Manufacture of footwear.....	305	229	948	123	1,605
MANUFACTURE OF WOOD AND OF PRODUCTS OF WOOD AND CORK, EXCEPT FURNITURE	67	21	79	28	195
Manufacture of wood and of products of wood and cork, except furniture.....	67	21	79	28	195
MANUFACTURE OF PAPER, PAPER PRODUCTS AND PRINTING	113	150	529	94	886
Manufacture of paper and paper products.....	15	14	67	10	106
Publishing and printing services.....	98	136	462	84	780
MANUFACTURE OF CHEMICALS AND CHEMICAL PRODUCTS.....	147	115	300	86	648
Manufacture of basic chemicals, except fertilizers and nitrogen compounds.....	-	-	-	-	-
Manufacture of paints, varnishes and mastics.....	3	10	10	13	36

**NUMBER OF LITERATE PERSONS ENGAGED BY HIGHEST GRADE COMPLETED FOR REPORTING ESTABLISHMENTS
AND INDUSTRIAL GROUP PRIVATE - 1995/96(1988 E.F.Y.)**

TABLE 4.18 (Contd..)

INDUSTRIAL GROUP	HIGHEST GRADE COMPLETED				
	1 - 6	7 - 8	9 - 12	ABOVE 12	TOTAL
Manufacture of pharmaceuticals, medicinal chemicals and botanical products.....	1	-	15	7	23
Manufacture of soap and detergents cleaning and polishing, perfumes and toilet preparations.....	111	92	239	42	484
Manufacture of chemical products n.e.c.	32	13	36	24	105
MANUFACTURE OF RUBBER AND PLASTIC PRODUCTS.....	48	36	142	39	265
Manufacture of rubber products.....	28	12	49	7	96
Manufacture of plastic products.....	20	24	93	32	169
MANUFACTURE OF OTHER NON-METALLIC MINERAL PRODUCTS ...	283	123	322	76	804
Manufacture of glass and glass products.....	19	25	49	9	102
Manufacture of structural clay products	32	-	18	4	54
Manufacture of cement, lime and plaster	5	-	1	1	7
Manufacture of articles of concrete, cement and plaster	220	84	176	38	518
Manufacture of non-metallic mineral products n.e.c..	7	14	78	24	123
MANUFACTURE OF BASIC IRON AND STEEL.....	-	-	-	-	-
Manufacture of basic iron and steel.....	-	-	-	-	-
MANUFACTURE OF FABRICATED METAL PRODUCTS EXCEPT MACHINERY AND EQUIPMENT	112	82	311	96	601
Manufacture of structural metal products, tanks, reservoirs and containers of metal	98	72	262	63	495
Manufacture of cutlery, hand tools and general hardware	2	-	6	1	9
Manufacture of other fabricated metal products	12	10	43	32	97
MANUFACTURE OF MACHINERY AND EQUIPMENT N.E.C.	36	39	112	40	227
Manufacture of pumps, compressors, taps and valves..	-	-	-	-	-
Manufacture of ovens, furnaces and furnace burners..	11	15	31	8	65
Manufacture of other general purpose machinery.....	3	10	12	1	26
Manufacture of machinery for food and beverage processing	22	14	69	31	136
Manufacture of accumulators, primary cells and and primary batteries	-	-	-	-	-
MANUFACTURE OF MOTOR VEHICLES	74	98	215	78	465
Manufacture of bodies for motor vehicles.....	69	95	201	78	443
Manufacture of parts and accessories for motor vehicles and their engines.....	5	3	14	-	22
MANUFACTURE OF FURNITURE; MANUFACTURING N.E.C.	312	267	853	171	1,603
Manufacture of furniture; manufacturing n.e.c.....	312	267	853	171	1,603
T O T A L	2,442	1,730	5,165	1,085	10,422

**NUMBER OF PERSONS ENGAGED BY AGE FOR REPORTING ESTABLISHMENTS AND INDUSTRIAL GROUP
PUBLIC AND PRIVATE - 1995/96(1988 E.F.Y.)**

TABLE 4.19

INDUSTRIAL GROUP	AGE GROUP OF PERSONS ENGAGED							
	< 18	18 - 19	20 - 29	30 - 39	40 - 49	50 - 55	56+	TOTAL
MANUFACTURE OF FOOD PRODUCTS AND BEVERAGES.....	31	111	3,056	7,368	6,096	1,648	134	18,444
Production, processing and preserving of meat, fruit and vegetables	-	-	107	1,053	1,064	370	15	2,609
Manufacture of vegetable and animal oils and fats...	5	18	260	548	364	88	19	1,302
Manufacture of dairy products	-	-	15	76	115	41	-	247
Manufacture of grain mill products	3	4	431	921	708	199	4	2,270
Manufacture of prepared animal feeds	-	1	57	76	58	10	-	202
Manufacture of bakery products	20	82	806	775	477	130	72	2,362
Manufacture of sugar and sugar confectionery	2	-	272	826	722	118	12	1,952
Manufacture of macaroni and spaghetti.....	-	-	73	101	119	37	-	330
Manufacture of food products n.e.c.	-	3	114	121	84	12	1	335
Distilling, rectifying and blending of spirits	1	3	141	281	262	99	11	798
Manufacture of wines	-	-	41	253	280	116	-	690
Manufacture of malt liquors and malt	-	-	383	1,156	807	144	-	2,490
Manufacture of soft drinks & production of mineral waters	-	-	356	1,181	1,036	284	-	2,857
MANUFACTURE OF TOBACCO PRODUCTS	-	-	83	454	357	62	-	956
Manufacture of tobacco products.....	-	-	83	454	357	62	-	956
MANUFACTURE OF TEXTILES	2	13	4,888	7,677	6,399	2,273	18	21,270
Spinning, weaving and finishing of textiles	-	9	4,121	6,553	5,153	2,072	9	17,917
Manufacture of cordage, rope, twine and netting	-	-	676	1,073	1,228	195	3	3,175
Knitting mills	2	4	91	51	18	6	6	178
MANUFACTURE OF WEARING APPAREL, EXCEPT FUR APPAREL....	1	22	1,190	1,831	777	140	17	3,978
Manufacture of wearing apparel except fur apparel...	1	22	1,190	1,831	777	140	17	3,978
TANNING AND DRESSING OF LEATHER; MANUFACTURE OF FOOTWEAR, LUGGAGE AND HANDBAGS	44	168	1,741	2,486	1,928	745	89	7,201
Tanning and dressing of leather, luggage and handbags	-	37	547	1,143	819	409	63	3,018
Manufacture of footwear.....	44	131	1,194	1,343	1,109	336	26	4,183
MANUFACTURE OF WOOD AND OF PRODUCTS OF WOOD AND CORK, EXCEPT FURNITURE	7	16	243	491	649	250	21	1,677
Manufacture of wood and of products of wood and cork, except furniture.....	7	16	243	491	649	250	21	1,677
MANUFACTURE OF PAPER, PAPER PRODUCTS AND PRINTING	-	60	925	2,270	1,325	415	52	5,047
Manufacture of paper and paper products.....	-	4	284	501	310	92	3	1,194
Publishing and printing services.....	-	56	641	1,769	1,015	323	49	3,853
MANUFACTURE OF CHEMICALS AND CHEMICAL PRODUCTS.....	2	14	610	879	511	144	23	2,183
Manufacture of basic chemicals, except fertilizers and nitrogen compounds.....	-	-	155	165	67	19	-	406
Manufacture of paints, varnishes and mastics	-	1	50	124	67	25	-	267

NUMBER OF PERSONS ENGAGED BY AGE FOR REPORTING ESTABLISHMENTS AND INDUSTRIAL GROUP
PUBLIC AND PRIVATE - 1995/96(1988 E.F.Y.)

TABLE 4.19 (Contd..)

INDUSTRIAL GROUP	AGE GROUP OF PERSONS ENGAGED							TOTAL
	< 18	18 - 19	20 - 29	30 - 39	40 - 49	50 - 55	56+	
Manufacture of pharmaceuticals, medicinal chemicals and botanical products.....	-	-	53	197	176	31	3	460
Manufacture of soap and detergents cleaning and polishing, perfumes and toilet preparations.....	2	13	324	359	176	54	13	941
Manufacture of chemical products n.e.c.	-	-	28	34	25	15	7	109
MANUFACTURE OF RUBBER AND PLASTIC PRODCUTS.....	2	16	266	612	598	192	8	1,694
Manufacture of rubber products.....	-	1	112	224	355	124	4	820
Manufacture of plastic products.....	2	15	154	388	243	68	4	874
MANUFACTURE OF OTHER NON-METALLIC MINERAL PRODUCTS ...	7	25	1,174	1,669	992	370	81	4,318
Manufacture of glass and glass products.....	6	10	107	227	92	22	-	464
Manufacture of structural clay products	-	-	91	99	117	46	10	363
Manufacture of cement, lime and plaster	-	-	408	615	357	154	46	1,580
Manufacture of articles of concrete, cement and plaster	1	15	437	557	337	105	25	1,477
Manufacture of non-metallic mineral products n.e.c..	-	-	131	171	89	43	-	434
MANUFACTURE OF BASIC IRON AND STEEL.....	-	1	154	387	345	164	-	1,051
Manufacture of basic iron and steel.....	-	1	154	387	345	164	-	1,051
MANUFACTURE OF FABRICATED METAL PRODUCTS EXCEPT MACHINERY AND EQUIPMENT	18	27	658	725	372	118	39	1,957
Manufacture of structural metal products, tanks, reservoirs and containers of metal	17	23	266	94	81	38	35	554
Manufacture of cutlery, hand tools and general hardware	-	1	100	244	157	42	1	545
Manufacture of other fabricated metal products	1	3	292	387	134	38	3	858
MANUFACTURE OF MACHINERY AND EQUIPMENT N.E.C.	6	13	138	157	101	26	16	457
Manufacture of pumps, compressors, taps and valves..	-	-	49	71	22	4	-	146
Manufacture of ovens, furnaces and furnace burners..	-	2	21	23	18	3	-	67
Manufacture of other general purpose machinery.....	-	3	10	6	7	1	3	30
Manufacture of machinery for food and beverage processing	6	8	55	20	16	8	13	126
Manufacture of accumulators, primary cells and and primary batteries	-	-	3	37	38	10	-	88
MANUFACTURE OF MOTOR VEHICLES	7	19	169	209	119	38	11	572
Manufacture of bodies for motor vehicles.....	7	19	160	198	114	38	10	546
Manufacture of parts and accessories for motor vehicles and their engines.....	-	-	9	11	5	-	1	26
MANUFACTURE OF FURNITURE; MANUFACTURING N.E.C.	57	78	837	638	400	162	117	2,289
Manufacture of furniture; manufacturing n.e.c.....	57	78	837	638	400	162	117	2,289
T O T A L	184	583	16,132	27,853	20,969	6,747	626	73,094

NUMBER OF PERSONS ENGAGED BY AGE FOR REPORTING ESTABLISHMENTS AND INDUSTRIAL GROUP
PUBLIC - 1995/96(1988 E.F.Y.)

TABLE 4.20

INDUSTRIAL GROUP	AGE GROUP OF PERSONS ENGAGED							
	< 18	18 - 19	20 - 29	30 - 39	40 - 49	50 - 55	56+	TOTAL
MANUFACTURE OF FOOD PRODUCTS AND BEVERAGES.....	-	6	2,062	6,690	5,607	1,464	18	15,847
Production, processing and preserving of meat, fruit and vegetables	-	-	107	1,053	1,064	370	15	2,609
Manufacture of vegetable and animal oils and fats...	-	-	152	463	324	71	-	1,010
Manufacture of dairy products	-	-	15	76	115	41	-	247
Manufacture of grain mill products	-	1	346	725	556	152	-	1,780
Manufacture of prepared animal feeds	-	1	57	76	58	10	-	202
Manufacture of bakery products	-	1	90	462	268	47	-	868
Manufacture of sugar and sugar confectionery	-	-	256	822	713	118	-	1,909
Manufacture of macaroni and spaghetti.....	-	-	73	91	88	30	-	282
Manufacture of food products n.e.c.	-	3	88	112	78	9	-	290
Distilling, rectifying and blending of spirits	-	-	98	220	220	72	3	613
Manufacture of wines	-	-	41	253	280	116	-	690
Manufacture of malt liquors and malt	-	-	383	1,156	807	144	-	2,490
Manufacture of soft drinks & production of mineral waters	-	-	356	1,181	1,036	284	-	2,857
MANUFACTURE OF TOBACCO PRODUCTS	-	-	83	454	357	62	-	956
Manufacture of tobacco products.....	-	-	83	454	357	62	-	956
MANUFACTURE OF TEXTILES	-	9	4,622	7,516	6,328	2,249	-	20,724
Spinning, weaving and finishing of textiles	-	9	4,052	6,471	5,114	2,056	-	17,702
Manufacture of cordage, rope, twine and netting	-	-	570	1,045	1,214	193	-	3,022
Knitting mills	-	-	-	-	-	-	-	-
MANUFACTURE OF WEARING APPAREL; EXCEPT FUR APPAREL....	-	1	1,007	1,690	689	110	1	3,498
Manufacture of wearing apparel except fur apparel...	-	1	1,007	1,690	689	110	1	3,498
TANNING AND DRESSING OF LEATHER; MANUFACTURE OF FOOTWEAR, LUGGAGE AND HANDBAGS	-	37	688	2,141	1,766	670	63	5,365
Tanning and dressing of leather, luggage and handbags	-	37	466	1,114	796	404	63	2,880
Manufacture of footwear.....	-	-	222	1,027	970	266	-	2,485
MANUFACTURE OF WOOD AND OF PRODUCTS OF WOOD AND CORK, EXCEPT FURNITURE	-	1	166	413	602	228	-	1,410
Manufacture of wood and of products of wood and cork, except furniture.....	-	1	166	413	602	228	-	1,410
MANUFACTURE OF PAPER, PAPER PRODUCTS AND PRINTING	-	40	559	1,981	1,184	334	-	4,098
Manufacture of paper and paper products.....	-	-	244	448	304	90	-	1,086
Publishing and printing services.....	-	40	315	1,533	880	244	-	3,012
MANUFACTURE OF CHEMICALS AND CHEMICAL PRODUCTS.....	-	-	267	689	437	83	-	1,476
Manufacture of basic chemicals, except fertilizers and nitrogen compounds.....	-	-	155	165	67	19	-	406
Manufacture of paints, varnishes and mastics	-	-	41	110	61	18	-	230

NUMBER OF PERSONS ENGAGED BY AGE FOR REPORTING ESTABLISHMENTS AND INDUSTRIAL GROUP
PUBLIC - 1995/96(1988 E.F.Y.)

TABLE 4.20 (Contd..)

INDUSTRIAL GROUP	AGE GROUP OF PERSONS ENGAGED							
	< 18	18 - 19	20 - 29	30 - 39	40 - 49	50 - 55	56+	TOTAL
Manufacture of pharmaceuticals, medicinal chemicals and botanical products.....	-	-	32	197	174	30	-	433
Manufacture of soap and detergents cleaning and polishing, perfumes and toilet preparations.....	-	-	39	217	135	16	-	407
Manufacture of chemical products n.e.c.	-	-	-	-	-	-	-	-
MANUFACTURE OF RUBBER AND PLASTIC PRODUCTS.....	-	-	100	563	534	173	-	1,370
Manufacture of rubber products.....	-	-	74	201	330	117	-	722
Manufacture of plastic products.....	-	-	26	362	204	56	-	648
MANUFACTURE OF OTHER NON-METALLIC MINERAL PRODUCTS ...	-	-	693	1,318	835	316	48	3,210
Manufacture of glass and glass products.....	-	-	19	160	84	19	-	282
Manufacture of structural clay products	-	-	79	78	82	27	-	266
Manufacture of cement, lime and plaster	-	-	408	614	351	151	46	1,570
Manufacture of articles of concrete, cement and plaster	-	-	126	342	238	81	2	789
Manufacture of non-metallic mineral products n.e.c..	-	-	61	124	80	38	-	303
MANUFACTURE OF BASIC IRON AND STEEL.....	-	1	154	387	345	164	-	1,051
Manufacture of basic iron and steel.....	-	1	154	387	345	164	-	1,051
MANUFACTURE OF FABRICATED METAL PRODUCTS EXCEPT MACHINERY AND EQUIPMENT	-	1	348	595	275	67	-	1,286
Manufacture of structural metal products, tanks, reservoirs and containers of metal	-	-	-	-	-	-	-	-
Manufacture of cutlery, hand tools and general hardware	-	-	96	239	155	41	-	531
Manufacture of other fabricated metal products	-	1	252	356	120	26	-	755
MANUFACTURE OF MACHINERY AND EQUIPMENT N.E.C.	-	-	52	108	60	14	-	234
Manufacture of pumps, compressors, taps and valves..	-	-	49	71	22	4	-	146
Manufacture of ovens, furnaces and furnace burners..	-	-	-	-	-	-	-	-
Manufacture of other general purpose machinery.....	-	-	-	-	-	-	-	-
Manufacture of machinery for food and beverage processing	-	-	-	-	-	-	-	-
Manufacture of accumulators, primary cells and and primary batteries	-	-	3	37	38	10	-	88
MANUFACTURE OF MOTOR VEHICLES	-	-	4	54	27	1	-	86
Manufacture of bodies for motor vehicles.....	-	-	4	54	27	1	-	86
Manufacture of parts and accessories for motor vehicles and their engines.....	-	-	-	-	-	-	-	-
MANUFACTURE OF FURNITURE; MANUFACTURING N.E.C.	-	-	81	204	133	50	80	548
Manufacture of furniture; manufacturing n.e.c.....	-	-	81	204	133	50	80	548
T O T A L	-	96	10,886	24,803	19,179	5,985	210	61,159

NUMBER OF PERSONS ENGAGED BY AGE FOR REPORTING ESTABLISHMENTS AND INDUSTRIAL GROUP
PRIVATE - 1995/96(1988 E.F.Y.)

TABLE 4.21

INDUSTRIAL GROUP	AGE GROUP OF PERSONS ENGAGED							
	< 18	18 - 19	20 - 29	30 - 39	40 - 49	50 - 55	56+	TOTAL
MANUFACTURE OF FOOD PRODUCTS AND BEVERAGES.....	31	105	994	678	489	184	116	2,597
Production, processing and preserving of meat, fruit and vegetables	-	-	-	-	-	-	-	-
Manufacture of vegetable and animal oils and fats...	5	18	108	85	40	17	19	292
Manufacture of dairy products	-	-	-	-	-	-	-	-
Manufacture of grain mill products	3	3	85	196	152	47	4	490
Manufacture of prepared animal feeds	-	-	-	-	-	-	-	-
Manufacture of bakery products	20	81	716	313	209	83	72	1,494
Manufacture of sugar and sugar confectionery	2	-	16	4	9	-	12	43
Manufacture of macaroni and spaghetti.....	-	-	-	10	31	7	-	48
Manufacture of food products n.e.c.	-	-	26	9	6	3	1	45
Distilling, rectifying and blending of spirits	1	3	43	61	42	27	8	185
Manufacture of wines	-	-	-	-	-	-	-	-
Manufacture of malt liquors and malt	-	-	-	-	-	-	-	-
Manufacture of soft drinks & production of mineral waters	-	-	-	-	-	-	-	-
MANUFACTURE OF TOBACCO PRODUCTS	-	-	-	-	-	-	-	-
Manufacture of tobacco products.....	-	-	-	-	-	-	-	-
MANUFACTURE OF TEXTILES	2	4	266	161	71	24	18	546
Spinning, weaving and finishing of textiles	-	-	69	82	39	16	9	215
Manufacture of cordage, rope, twine and netting	-	-	106	28	14	2	3	153
Knitting mills	2	4	91	51	18	6	6	178
MANUFACTURE OF WEARING APPAREL, EXCEPT FUR APPAREL....	1	21	183	141	88	30	16	480
Manufacture of wearing apparel except fur apparel...	1	21	183	141	88	30	16	480
TANNING AND DRESSING OF LEATHER; MANUFACTURE OF FOOTWEAR, LUGGAGE AND HANDBAGS	44	131	1,053	345	162	75	26	1,836
Tanning and dressing of leather, luggage and handbags	-	-	81	29	23	5	-	138
Manufacture of footwear.....	44	131	972	316	139	70	26	1,698
MANUFACTURE OF WOOD AND OF PRODUCTS OF WOOD AND CORK, EXCEPT FURNITURE	7	15	77	78	47	22	21	267
Manufacture of wood and of products of wood and cork, except furniture.....	7	15	77	78	47	22	21	267
MANUFACTURE OF PAPER, PAPER PRODUCTS AND PRINTING	-	20	366	289	141	81	52	949
Manufacture of paper and paper products.....	-	4	40	53	6	2	3	108
Publishing and printing services.....	-	16	326	236	135	79	49	841
MANUFACTURE OF CHEMICALS AND CHEMICAL PRODUCTS.....	2	14	343	190	74	61	23	707
Manufacture of basic chemicals, except fertilizers and nitrogen compounds.....	-	-	-	-	-	-	-	-
Manufacture of paints, varnishes and mastics	-	1	9	14	6	7	-	37

**NUMBER OF PERSONS ENGAGED BY AGE FOR REPORTING ESTABLISHMENTS AND INDUSTRIAL GROUP
PRIVATE - 1995/96(1988 E.F.Y.)**

TABLE 4.21 (Contd..)

INDUSTRIAL GROUP	AGE GROUP OF PERSONS ENGAGED							
	< 18	18 - 19	20 - 29	30 - 39	40 - 49	50 - 55	56+	NOT STATED
Manufacture of pharmaceuticals, medicinal chemicals and botanical products.....	-	-	21	-	2	1	3	27
Manufacture of soap and detergents cleaning and polishing, perfumes and toilet preparations.....	2	13	285	142	41	38	13	534
Manufacture of chemical products n.e.c.	-	-	28	34	25	15	7	109
MANUFACTURE OF RUBBER AND PLASTIC PROCDUCTS.....	2	16	166	49	64	19	8	324
Manufacture of rubber products.....	-	1	38	23	25	7	4	98
Manufacture of plastic products.....	2	15	128	26	39	12	4	226
MANUFACTURE OF OTHER NON-METALLIC MINERAL PRODUCTS ...	7	25	481	351	157	54	33	1,108
Manufacture of glass and glass products.....	6	10	88	67	8	3	-	182
Manufacture of structural clay products	-	-	12	21	35	19	10	97
Manufacture of cement, lime and plaster	-	-	-	1	6	3	-	10
Manufacture of articles of concrete, cement and plaster	1	15	311	215	99	24	23	688
Manufacture of non-metallic mineral products n.e.c..	-	-	70	47	9	5	-	131
MANUFACTURE OF BASIC IRON AND STEEL.....	-	-	-	-	-	-	-	-
Manufacture of basic iron and steel.....	-	-	-	-	-	-	-	-
MANUFACTURE OF FABRICATED METAL PRODUCTS EXCEPT MACHINERY AND EQUIPMENT	18	26	310	130	97	51	39	671
Manufacture of structural metal products, tanks, reservoirs and containers of metal	17	23	266	94	81	38	35	554
Manufacture of cutlery, hand tools and general hardware	-	1	4	5	2	1	1	14
Manufacture of other fabricated metal products	1	2	40	31	14	12	3	103
MANUFACTURE OF MACHINERY AND EQUIPMENT N.E.C.	6	13	86	49	41	12	16	223
Manufacture of pumps, compressors, taps and valves..	-	-	-	-	-	-	-	-
Manufacture of ovens, furnaces and furnace burners..	-	2	21	23	18	3	-	67
Manufacture of other general purpose machinery.....	-	3	10	6	7	1	3	30
Manufacture of machinery for food and beverage processing	6	8	55	20	16	8	13	126
Manufacture of accumulators, primary cells and and primary battries	-	-	-	-	-	-	-	-
MANUFACTURE OF MOTOR VEHICLES	7	19	165	155	92	37	11	486
Manufacture of bodies for motor vehicles.....	7	19	156	144	87	37	10	460
Manufacture of parts and accessories for motor vehicles and their engines.....	-	-	9	11	5	-	1	26
MANUFACTURE OF FURNITURE; MANUFACTURING N.E.C.	57	78	756	434	267	112	37	1,741
Manufacture of furniture; manufacturing n.e.c.....	57	78	756	434	267	112	37	1,741
T O T A L	184	487	5,246	3,050	1,790	762	416	11,935

**NUMBER OF PRODUCTION, APPRENTICES AND TEMPORARY WORKERS BY SEX, NATIONALITY AND INDUSTRIAL GROUP - PUBLIC AND PRIVATE
1995/96(1988 E.F.Y.)**

TABLE 4.22

INDUSTRIAL GROUP	NO. OF ESTAB.	NUMBER OF PERMANENT PRODUCTION WORKERS				NUMBER OF PAID APPRENTICES			NUMBER OF UNPAID APPRENTICES			NUMBER OF SEASONAL AND TEMPORARY WORKERS
		ETHIOPIANS		FOREIGNERS	TOTAL	MALE	FEMALE	TOTAL	MALE	FEMALE	TOTAL	
		MALE	FEMALE									
MANUFACTURE OF FOOD PRODUCTS AND BEVERAGES.....	174	6,843	2,474	8	9,325	3	1	4	8	9	17	3,133
Production, processing and preserving of meat, fruit and vegetables	7	807	628	-	1,435	-	-	-	-	-	-	290
Manufacture of vegetable and animal oils and fats...	28	597	59	-	656	-	-	-	2	2	4	248
Manufacture of dairy products	1	19	15	-	34	-	-	-	-	-	-	-
Manufacture of grain mill products	18	940	145	-	1,085	-	-	-	-	2	2	302
Manufacture of prepared animal feeds	2	90	21	-	111	-	-	-	-	-	-	-
Manufacture of bakery products	79	1,032	368	-	1,400	3	1	4	6	5	11	424
Manufacture of sugar and sugar confectionery	5	1,549	88	-	1,637	-	-	-	-	-	-	557
Manufacture of macaroni and spaghetti.....	3	144	112	-	256	-	-	-	-	-	-	16
Manufacture of food products n.e.c.	5	170	32	-	202	-	-	-	-	-	-	429
Distilling, rectifying and blending of spirits	10	231	205	-	436	-	-	-	-	-	-	11
Manufacture of wines	3	-	-	-	-	-	-	-	-	-	-	25
Manufacture of malt liquors and malt	5	779	338	-	1,117	-	-	-	-	-	-	354
Manufacture of soft drinks & production of mineral waters	8	485	463	8	956	-	-	-	-	-	-	477
MANUFACTURE OF TOBACCO PRODUCTS	1	317	236	-	553	-	-	-	-	-	-	16
Manufacture of tobacco products.....	1	317	236	-	553	-	-	-	-	-	-	16
MANUFACTURE OF TEXTILES	32	10,198	10,887	-	21,085	2	3	5	-	-	-	1,222
Spinning, weaving and finishing of textiles	20	8,884	9,756	-	18,640	-	-	-	-	-	-	1,145
Manufacture of cordage, rope, twine and netting	3	1,273	1,067	-	2,340	-	-	-	-	-	-	75
Knitting mills	9	41	64	-	105	2	3	5	-	-	-	2
MANUFACTURE OF WEARING APPAREL, EXCEPT FUR APPAREL....	23	692	2,418	-	3,110	2	-	2	3	3	6	141
Manufacture of wearing apparel except fur apparel...	23	692	2,418	-	3,110	2	-	2	3	3	6	141
TANNING AND DRESSING OF LEATHER; MANUFACTURE OF FOOTWEAR, LUGGAGE AND HANDBAGS	63	3,120	1,773	-	4,893	4	1	5	9	4	13	566
Tanning and dressing of leather, luggage and handbags	8	1,449	349	-	1,798	-	-	-	-	-	-	501
Manufacture of footwear.....	55	1,671	1,424	-	3,095	4	1	5	9	4	13	65
MANUFACTURE OF WOOD AND OF PRODUCTS OF WOOD AND CORK, EXCEPT FURNITURE	26	1,247	172	-	1,419	-	-	-	-	-	-	308
Manufacture of wood and of products of wood and cork, except furniture.....	26	1,247	172	-	1,419	-	-	-	-	-	-	308
MANUFACTURE OF PAPER, PAPER PRODUCTS AND PRINTING	43	1,740	1,272	-	3,012	10	10	20	11	10	21	493
Manufacture of paper and paper products.....	5	335	295	-	630	-	-	-	-	-	-	68
Publishing and printing services.....	38	1,405	977	-	2,382	10	10	20	11	10	21	425
MANUFACTURE OF CHEMICALS AND CHEMICAL PRODUCTS.....	35	816	572	-	1,388	-	-	-	-	-	-	436
Manufacture of basic chemicals, except fertilizers and nitrogen compounds.....	2	107	14	-	121	-	-	-	-	-	-	178
Manufacture of paints, varnishes and mastics	5	156	21	-	177	-	-	-	-	-	-	24

NUMBER OF PRODUCTION, APPARENTECES AND TEMPORARY WORKERS BY SEX, NATIONALITY AND INDUSTRIAL GROUP - PUBLIC AND PRIVATE
1995/96(1988 E.F.Y.)

TABLE 4.22 (Contd..)

INDUSTRIAL GROUP	NO. OF ESTAB.	NUMBER OF PERMANENT PRODUCTION WORKERS				NUMBER OF PAID APPARENTECES			NUMBER OF UNPAID APPARENTECES			NUMBER OF SEASONAL AND TEMPORARY WORKERS
		ETHIOPIANS		FOREIGNERS	TOTAL	MALE	FEMALE	TOTAL	MALE	FEMALE	TOTAL	
		MALE	FEMALE									
Manufacture of pharmaceuticals, medicinal chemicals and botanical products.....	2	135	208	-	343	-	-	-	-	-	-	32
Manufacture of soap and detergents cleaning and polishing, perfumes and toilet preparations.....	23	403	310	-	713	-	-	-	-	-	-	202
Manufacture of chemical products n.e.c.	3	15	19	-	34	-	-	-	-	-	-	-
MANUFACTURE OF RUBBER AND PLASTIC PRODUCTS.....	15	753	236	-	989	-	-	-	-	-	-	367
Manufacture of rubber products.....	4	436	12	-	448	-	-	-	-	-	-	292
Manufacture of plastic products.....	11	317	224	-	541	-	-	-	-	-	-	75
MANUFACTURE OF OTHER NON-METALLIC MINERAL PRODUCTS ...	85	1,962	253	-	2,215	20	2	22	40	25	65	1,765
Manufacture of glass and glass products.....	2	182	66	-	248	10	2	12	40	25	65	195
Manufacture of structural clay products	7	173	58	-	231	-	-	-	-	-	-	275
Manufacture of cement, lime and plaster	7	667	18	-	685	-	-	-	-	-	-	158
Manufacture of articles of concrete, cement and plaster	64	695	88	-	783	10	-	10	-	-	-	1,111
Manufacture of non-metallic mineral products n.e.c..	5	245	23	-	268	-	-	-	-	-	-	26
MANUFACTURE OF BASIC IRON AND STEEL.....	3	627	16	-	643	-	-	-	-	-	-	40
Manufacture of basic iron and steel.....	3	627	16	-	643	-	-	-	-	-	-	40
MANUFACTURE OF FABRICATED METAL PRODUCTS EXCEPT MACHINERY AND EQUIPMENT	39	953	112	-	1,065	42	-	42	8	-	8	143
Manufacture of structural metal products, tanks, reservoirs and containers of metal	29	332	13	-	345	38	-	38	8	-	8	48
Manufacture of cutlery, hand tools and general hardware	4	232	48	-	280	3	-	3	-	-	-	27
Manufacture of other fabricated metal products	6	389	51	-	440	1	-	1	-	-	-	68
MANUFACTURE OF MACHINERY AND EQUIPMENT N.E.C.	15	241	14	-	255	12	-	12	4	-	4	5
Manufacture of pumps, compressors, taps and valves..	1	80	8	-	88	-	-	-	-	-	-	-
Manufacture of ovens, furnaces and furnace burners..	5	37	1	-	38	-	-	-	-	-	-	2
Manufacture of other general purpose machinery.....	2	18	-	-	18	3	-	3	-	-	-	1
Manufacture of machinery for food and beverage processing	6	77	3	-	80	9	-	9	4	-	4	1
Manufacture of accumulators, primary cells and and primary batteries	1	29	2	-	31	-	-	-	-	-	-	1
MANUFACTURE OF MOTOR VEHICLES	13	221	15	-	236	43	6	49	8	-	8	163
Manufacture of bodies for motor vehicles.....	11	206	15	-	221	43	6	49	6	-	6	163
Manufacture of parts and accessories for motor vehicles and their engines.....	2	15	-	-	15	-	-	-	2	-	2	-
MANUFACTURE OF FURNITURE; MANUFACTURING N.E.C.	75	1,348	113	1	1,462	74	-	74	20	-	20	208
Manufacture of furniture; manufacturing n.e.c.....	75	1,348	113	1	1,462	74	-	74	20	-	20	208
T O T A L	642	31,078	20,563	9	51,650	212	23	235	111	51	162	9,006

NUMBER OF ADMINISTRATIVE, TECHNICAL, CLERICAL AND OFFICE WORKERS BY SEX, NATIONALITY
AND INDUSTRIAL GROUP - PUBLIC AND PRIVATE 1995/96(1988 E.F.Y.)

TABLE 4.23

INDUSTRIAL GROUP	NO. OF ESTAB.	NO. OF ADMINISTRATIVE, TECHNICAL, CLERICAL AND OFFICE WORKERS			
		ETHIOPIANS		FOREIGNERS	TOTAL
		MALE	FEMALE		
MANUFACTURE OF FOOD PRODUCTS AND BEVERAGES.....	174	8,416	2,288	15	10,719
Production, processing and preserving of meat, fruit and vegetables	7	982	296	-	1,278
Manufacture of vegetable and animal oils and fats...	28	604	153	-	757
Manufacture of dairy products	1	172	59	-	231
Manufacture of grain mill products	18	811	269	-	1,080
Manufacture of prepared animal feeds	2	75	16	-	91
Manufacture of bakery products	79	511	326	-	837
Manufacture of sugar and sugar confectionery	5	1,938	244	-	2,182
Manufacture of macaroni and spaghetti.....	3	40	25	-	65
Manufacture of food products n.e.c.	5	94	30	-	124
Distilling, rectifying and blending of spirits	10	200	155	-	355
Manufacture of wines	3	272	110	-	382
Manufacture of malt liquors and malt	5	1,098	296	-	1,394
Manufacture of soft drinks & production of mineral waters	8	1,619	309	15	1,943
MANUFACTURE OF TOBACCO PRODUCTS	1	280	133	-	413
Manufacture of tobacco products.....	1	280	133	-	413
MANUFACTURE OF TEXTILES	32	4,549	1,526	-	6,075
Spinning, weaving and finishing of textiles	20	3,909	1,288	-	5,197
Manufacture of cordage, rope, twine and netting	3	629	230	-	859
Knitting mills	9	11	8	-	19
MANUFACTURE OF WEARING APPAREL, EXCEPT FUR APPAREL....	23	459	335	1	795
Manufacture of wearing apparel except fur apparel...	23	459	335	1	795
TANNING AND DRESSING OF LEATHER; MANUFACTURE OF FOOTWEAR, LUGGAGE AND HANDBAGS	63	1,712	559	-	2,271
Tanning and dressing of leather, luggage and handbags	8	1,045	266	-	1,311
Manufacture of footwear.....	55	667	293	-	960
MANUFACTURE OF WOOD AND OF PRODUCTS OF WOOD AND CORK, EXCEPT FURNITURE	26	606	162	-	768
Manufacture of wood and of products of wood and cork, except furniture.....	26	606	162	-	768
MANUFACTURE OF PAPER, PAPER PRODUCTS AND PRINTING	43	1,302	702	-	2,004
Manufacture of paper and paper products.....	5	437	135	-	572
Publishing and printing services.....	38	865	567	-	1,432
MANUFACTURE OF CHEMICALS AND CHEMICAL PRODUCTS.....	35	716	285	-	1,001
Manufacture of basic chemicals, except fertilizers and nitrogen compounds.....	2	152	48	-	200
Manufacture of paints, varnishes and mastics	5	159	69	-	228

NUMBER OF ADMINISTRATIVE, TECHNICAL, CLERICAL AND OFFICE WORKERS BY SEX, NATIONALITY
AND INDUSTRIAL GROUP - PUBLIC AND PRIVATE 1995/96(1988 E.F.Y.)

TABLE 4.23 (Contd..)

INDUSTRIAL GROUP	NO. OF ESTAB.	NO. OF ADMINISTRATIVE, TECHNICAL, CLERICAL AND OFFICE WORKERS			
		ETHIOPIANS		FOREIGNERS	TOTAL
		MALE	FEMALE		
Manufacture of pharmaceuticals, medicinal chemicals and botanical products.....	2	82	43	-	125
Manufacture of soap and detergents cleaning and polishing, perfumes and toilet preparations.....	23	273	102	-	375
Manufacture of chemical products n.e.c.	3	50	23	-	73
MANUFACTURE OF RUBBER AND PLASTIC PRODCUTS.....	15	597	266	-	863
Manufacture of rubber products.....	4	298	83	-	381
Manufacture of plastic products.....	11	299	183	-	482
MANUFACTURE OF OTHER NON-METALLIC MINERAL PRODUCTS ...	85	1,545	426	-	1,971
Manufacture of glass and glass products.....	2	89	54	-	143
Manufacture of structural clay products	7	103	31	-	134
Manufacture of cement, lime and plaster	7	715	172	-	887
Manufacture of articles of concrete, cement and plaster	64	510	131	-	641
Manufacture of non-metallic mineral products n.e.c..	5	128	38	-	166
MANUFACTURE OF BASIC IRON AND STEEL.....	3	353	85	-	438
Manufacture of basic iron and steel.....	3	353	85	-	438
MANUFACTURE OF FABRICATED METAL PRODUCTS EXCEPT MACHINERY AND EQUIPMENT	39	538	207	3	748
Manufacture of structural metal products, tanks, reservoirs and containers of metal	29	80	40	3	123
Manufacture of cutlery, hand tools and general hardware	4	193	68	-	261
Manufacture of other fabricated metal products	6	265	99	-	364
MANUFACTURE OF MACHINERY AND EQUIPMENT N.E.C.	15	107	51	2	160
Manufacture of pumps, compressors, taps and valves..	1	29	26	-	55
Manufacture of ovens, furnaces and furnace burners..	5	11	3	2	16
Manufacture of other general purpose machinery.....	2	4	1	-	5
Manufacture of machinery for food and beverage processing	6	20	7	-	27
Manufacture of accumulators, primary cells and and primary batteries	1	43	14	-	57
MANUFACTURE OF MOTOR VEHICLES	13	166	79	4	249
Manufacture of bodies for motor vehicles.....	11	160	78	4	242
Manufacture of parts and accessories for motor vehicles and their engines.....	2	6	1	-	7
MANUFACTURE OF FURNITURE; MANUFACTURING N.E.C.	75	340	168	3	511
Manufacture of furniture; manufacturing n.e.c.....	75	340	168	3	511
T O T A L	642	21,686	7,272	28	28,986

**NUMBER OF WORKING PROPRIETORS, ACTIVE PARTNERS AND FAMILY WORKERS BY SEX, NATIONALITY
AND INDUSTRIAL GROUP - PRIVATE 1995/96(1988 E.F.Y.)**

TABLE 4.24

INDUSTRIAL GROUP	NO. OF ESTAB.	NUMBER OF WORKING PROPRIETORS, ACTIVE PARTNERS AND FAMILY WORKERS			
		ETHIOPIANS		FOREIGNERS	TOTAL
		MALE	FEMALE		
MANUFACTURE OF FOOD PRODUCTS AND BEVERAGES.....	111	354	177	-	531
Production, processing and preserving of meat, fruit and vegetables	-	-	-	-	-
Manufacture of vegetable and animal oils and fats.....	19	64	8	-	72
Manufacture of dairy products	7	7	2	-	9
Manufacture of grain mill products	-	-	-	-	-
Manufacture of prepared animal feeds	74	101	41	-	142
Manufacture of bakery products	2	6	2	-	8
Manufacture of sugar and sugar confectionery	1	-	-	-	-
Manufacture of macaroni and spaghetti	2	1	-	-	1
Manufacture of food products n.e.c.	6	6	2	-	8
Distilling, rectifying and blending of spirits	-	169	122	-	291
Manufacture of wines	-	-	-	-	-
Manufacture of malt liquors and malt	-	-	-	-	-
Manufacture of soft drinks & production of mineral waters	-	-	-	-	-
MANUFACTURE OF TOBACCO PRODUCTS	-	-	-	-	-
Manufacture of tobacco products.....	-	-	-	-	-
MANUFACTURE OF TEXTILES	14	16	12	2	30
Spinning, weaving and finishing of textiles	4	1	3	-	4
Manufacture of cordage, rope, twine and netting	1	1	-	-	1
Knitting mills	9	14	9	2	25
MANUFACTURE OF WEARING APPAREL, EXCEPT FUR APPAREL.....	17	37	15	-	52
Manufacture of wearing apparel except fur apparel.....	17	37	15	-	52
TANNING AND DRESSING OF LEATHER; MANUFACTURE OF FOOTWEAR, LUGGAGE AND HANDBAGS	54	80	34	1	115
Tanning and dressing of leather, luggage and handbags Manufacture of footwear.....	2	4	-	-	4
	52	76	34	1	111
MANUFACTURE OF WOOD AND OF PRODUCTS OF WOOD AND CORK, EXCEPT FURNITURE	13	30	5	-	35
Manufacture of wood and of products of wood and cork, except furniture.....	13	30	5	-	35
MANUFACTURE OF PAPER, PAPER PRODUCTS AND PRINTING	34	20	8	1	29
Manufacture of paper and paper products.....	3	1	1	-	2
Publishing and printing services.....	31	19	7	1	27
MANUFACTURE OF CHEMICALS AND CHEMICAL PRODUCTS.....	26	17	4	1	22
Manufacture of basic chemicals, except fertilizers and nitrogen compounds.....	-	-	-	-	-
Manufacture of paints, varnishes and mastics	2	-	-	-	-

**NUMBER OF WORKING PROPRIETORS, ACTIVE PARTNERS AND FAMILY WORKERS BY SEX, NATIONALITY
AND INDUSTRIAL GROUP - PRIVATE 1995/96(1988 E.F.Y.)**

TABLE 4.24(Contd..)

INDUSTRIAL GROUP	NO. OF ESTAB.	NUMBER OF WORKING PROPRIETORS, ACTIVE PARTNERS AND FAMILY WORKERS			
		ETHIOPIANS		FOREIGNERS	TOTAL
		MALE	FEMALE		
Manufacture of pharmaceuticals, medicinal chemicals and botanical products.....	1	1	-	-	1
Manufacture of soap and detergents cleaning and polishing, perfumes and toilet preparations.....	20	15	2	1	18
Manufacture of chemical products n.e.c.	3	1	2	-	3
MANUFACTURE OF RUBBER AND PLASTIC PRODCUTS.....	11	4	1	-	5
Manufacture of rubber products.....	3	-	-	-	-
Manufacture of plastic products.....	8	4	1	-	5
MANUFACTURE OF OTHER NON-METALLIC MINERAL PRODUCTS ...	64	58	23	1	82
Manufacture of glass and glass products.....	1	-	-	-	-
Manufacture of structural clay products	4	3	-	-	3
Manufacture of cement, lime and plaster	1	-	-	-	-
Manufacture of articles of concrete, cement and plaster	56	55	23	1	79
Manufacture of non-metallic mineral products n.e.c..	2	-	-	-	-
MANUFACTURE OF BASIC IRON AND STEEL.....	-	-	-	-	-
Manufacture of basic iron and steel.....	-	-	-	-	-
MANUFACTURE OF FABRICATED METAL PRODUCTS EXCEPT MACHINERY AND EQUIPMENT	34	35	7	2	44
Manufacture of structural metal products, tanks, reservoirs and containers of metal	29	30	5	1	36
Manufacture of cutlery, hand tools and general hardware	1	1	1	-	2
Manufacture of other fabricated metal products	4	4	1	1	6
MANUFACTURE OF MACHINERY AND EQUIPMENT N.E.C.	13	23	5	-	28
Manufacture of pumps, compressors, taps and valves..	-	-	-	-	-
Manufacture of ovens, furnaces and furnace burners..	5	12	2	-	14
Manufacture of other general purpose machinery.....	2	4	-	-	4
Manufacture of machinery for food and beverage processing	6	7	3	-	10
Manufacture of accumulators, primary cells and and primary batteries	-	-	-	-	-
MANUFACTURE OF MOTOR VEHICLES	12	6	2	-	8
Manufacture of bodies for motor vehicles.....	10	4	2	-	6
Manufacture of parts and accessories for motor vehicles and their engines.....	2	2	-	-	2
MANUFACTURE OF FURNITURE; MANUFACTURING N.E.C.	70	144	34	1	179
Manufacture of furniture; manufacturing n.e.c.....	70	144	34	1	179
T O T A L	473	824	327	9	1,160

**BASIC WAGES AND SALARIES, COMMISSION, BONUSES, ALLOWANCES, FOOD AND LODGING AND SUPPLEMENTS
TO WAGES AND SALARIES BY INDUSTRIAL GROUP - PUBLIC AND PRIVATE
1995/96(1988 E.F.Y.)**

TABLE 4.25

(IN '000 BIRR)

INDUSTRIAL GROUP	NO. OF ESTAB.	WAGES AND SALARIES				SUPPLEMENTS TO WAGES AND SALARIES
		BASIC WAGES & SALARIES	COMMISSION BONUSES AND ALLOWANCES	FOOD LODGING	TOTAL	
MANUFACTURE OF FOOD PRODUCTS AND BEVERAGES.....	174	117,240	10,615	7,813	135,669	6,717
Production, processing and preserving of meat, fruit and vegetables	7	10,778	436	339	11,552	571
Manufacture of vegetable and animal oils and fats...	28	6,699	379	345	7,423	435
Manufacture of dairy products	1	863	-	6	869	62
Manufacture of grain mill products	18	12,026	897	995	13,918	844
Manufacture of prepared animal feeds	2	700	34	90	824	58
Manufacture of bakery products	79	8,954	559	324	9,837	358
Manufacture of sugar and sugar confectionery	5	33,931	3,268	1,545	38,745	1,731
Manufacture of macaroni and spaghetti	3	1,358	102	62	1,521	80
Manufacture of food products n.e.c.	5	2,319	70	135	2,525	95
Distilling, rectifying and blending of spirits	10	4,767	25	119	4,911	281
Manufacture of wines	3	3,714	742	78	4,534	278
Manufacture of malt liquors and malt	5	16,437	2,102	1,511	20,050	1,093
Manufacture of soft drinks & production of mineral waters	8	14,693	2,001	2,265	18,959	830
MANUFACTURE OF TOBACCO PRODUCTS	1	3,383	5,204	327	8,914	451
Manufacture of tobacco products	1	3,383	5,204	327	8,914	451
MANUFACTURE OF TEXTILES	32	97,733	3,796	3,407	104,936	5,631
Spinning, weaving and finishing of textiles	20	88,362	3,245	3,141	94,747	5,006
Manufacture of cordage, rope, twine and netting	3	9,060	546	265	9,871	625
Knitting mills	9	311	56	1	318	190
MANUFACTURE OF WEARING APPAREL, EXCEPT FUR APPAREL....	23	12,039	111	181	12,331	733
Manufacture of wearing apparel except fur apparel...	23	12,039	111	181	12,331	733
TANNING AND DRESSING OF LEATHER; MANUFACTURE OF FOOTWEAR, LUGGAGE AND HANDBAGS	63	42,866	3,269	3,040	49,175	3,181
Tanning and dressing of leather, luggage and handbags	8	25,316	2,323	2,416	30,055	2,334
Manufacture of footwear	55	17,549	946	624	19,119	847
MANUFACTURE OF WOOD AND OF PRODUCTS OF WOOD AND CORK, EXCEPT FURNITURE	26	10,174	358	1,050	11,582	716
Manufacture of wood and of products of wood and cork, except furniture	26	10,174	358	1,050	11,582	716
MANUFACTURE OF PAPER, PAPER PRODUCTS AND PRINTING	43	32,321	2,329	809	35,459	1,761
Manufacture of paper and paper products	5	6,989	429	340	7,758	391
Publishing and printing services	38	25,331	1,900	470	27,701	1,371
MANUFACTURE OF CHEMICALS AND CHEMICAL PRODUCTS.....	35	13,894	804	1,051	15,749	817
Manufacture of basic chemicals, except fertilizers and nitrogen compounds	2	2,798	71	143	3,012	142
Manufacture of paints, varnishes and mastics	5	2,303	140	373	2,816	196

**BASIC WAGES AND SALARIES, COMMISSION, BONUSES, ALLOWANCES, FOOD AND LODGING AND SUPPLEMENTS
TO WAGES AND SALARIES BY INDUSTRIAL GROUP - PUBLIC AND PRIVATE
1995/96(1988 E.F.Y.)**

TABLE 4.25(Contd..)

(IN '000 BIRR)

INDUSTRIAL GROUP	NO. OF ESTAB.	WAGES AND SALARIES				SUPPLEMENTS TO WAGES AND SALARIES
		BASIC WAGES & SALARIES	COMMISSION BONUSES AND ALLOWANCES	FOOD LODGING	TOTAL	
and botanical products.....	2	2,841	308	139	3,288	169
Manufacture of soap and detergents cleaning and polishing, perfumes and toilet preparations.....	23	5,167	284	333	5,784	215
Manufacture of chemical products n.e.c.	3	785	-	63	848	96
MANUFACTURE OF RUBBER AND PLASTIC PRODUCTS.....	15	12,122	638	570	13,330	562
Manufacture of rubber products.....	4	6,004	309	132	6,445	294
Manufacture of plastic products.....	11	6,118	329	438	6,885	268
MANUFACTURE OF OTHER NON-METALLIC MINERAL PRODUCTS ...	85	26,072	3,408	2,051	31,531	1,402
Manufacture of glass and glass products.....	2	2,612	214	93	2,919	165
Manufacture of structural clay products	7	2,155	35	23	2,213	72
Manufacture of cement, lime and plaster	7	11,008	2,927	1,459	15,394	654
Manufacture of articles of concrete, cement and plaster	64	7,738	79	139	7,956	282
Manufacture of non-metallic mineral products n.e.c..	5	2,559	154	337	3,050	229
MANUFACTURE OF BASIC IRON AND STEEL.....	3	7,100	759	487	8,346	565
Manufacture of basic iron and steel.....	3	7,100	759	487	8,346	565
MANUFACTURE OF FABRICATED METAL PRODUCTS EXCEPT MACHINERY AND EQUIPMENT	39	10,952	494	482	11,928	681
Manufacture of structural metal products, tanks, reservoirs and containers of metal	29	2,216	14	55	2,285	16
Manufacture of cutlery, hand tools and general hardware	4	3,124	210	186	3,519	186
Manufacture of other fabricated metal products	6	5,612	270	242	6,123	480
MANUFACTURE OF MACHINERY AND EQUIPMENT N.E.C.	15	2,199	29	72	2,300	133
Manufacture of pumps, compressors, taps and valves..	1	975	-	32	1,007	104
Manufacture of ovens, furnaces and furnace burners..	5	198	16	3	217	-
Manufacture of other general purpose machinery.....	2	58	-	-	58	-
Manufacture of machinery for food and beverage processing	6	464	7	3	475	-
Manufacture of accumulators, primary cells and and primary batteries	1	503	6	34	543	29
MANUFACTURE OF MOTOR VEHICLES	13	4,733	545	401	5,679	796
Manufacture of bodies for motor vehicles.....	11	4,670	545	401	5,616	796
Manufacture of parts and accessories for motor vehicles and their engines.....	2	63	-	-	63	-
MANUFACTURE OF FURNITURE; MANUFACTURING N.E.C.	75	9,117	313	646	10,076	207
Manufacture of furniture; manufacturing n.e.c.....	75	9,117	313	646	10,076	207
T O T A L	642	401,946	32,672	22,389	457,007	24,353

**WAGES AND SALARIES OF PRODUCTION WORKERS AND SEASONAL AND TEMPORARY WORKERS BY SEX,
NATIONALITY AND INDUSTRIAL GROUP - PUBLIC AND PRIVATE 1995/96(1988 E.F.Y.)**

TABLE 4.26

(IN '000 BIRR)

INDUSTRIAL GROUP	NO. OF ESTAB.	WAGES AND SALARIES OF PRODUCTION WORKERS				SALARY OF PAID APPARENTECES			WAGES AND SALARIES OF SEASONAL AND TEMPORARY WORKERS
		ETHIOPIANS		FOREIGNERS	TOTAL	MALE	FEMALE	TOTAL	
		MALE	FEMALE						
MANUFACTURE OF FOOD PRODUCTS AND BEVERAGES.....	174	34,745	9,431	-	44,175	1	-	1	9,163
Production, processing and preserving of meat, fruit and vegetables	7	3,182	1,493	-	4,675	-	-	-	531
Manufacture of vegetable and animal oils and fats...	28	2,016	295	-	2,311	-	-	-	566
Manufacture of dairy products	1	46	29	-	74	-	-	-	-
Manufacture of grain mill products	18	4,107	585	-	4,691	-	-	-	1,019
Manufacture of prepared animal feeds	2	237	56	-	293	-	-	-	-
Manufacture of bakery products	79	3,520	1,177	-	4,697	1	-	1	901
Manufacture of sugar and sugar confectionery	5	11,368	458	-	11,827	-	-	-	3,881
Manufacture of macaroni and spaghetti.....	3	572	256	-	828	-	-	-	31
Manufacture of food products n.e.c.	5	795	93	-	888	-	-	-	684
Distilling, rectifying and blending of spirits	10	1,179	1,038	-	2,217	-	-	-	17
Manufacture of wines	3	768	716	-	1,484	-	-	-	51
Manufacture of malt liquors and malt	5	5,023	1,514	-	6,537	-	-	-	748
Manufacture of soft drinks & production of mineral waters	8	1,930	1,721	-	3,651	-	-	-	733
MANUFACTURE OF TOBACCO PRODUCTS	1	1,019	702	-	1,720	-	-	-	40
Manufacture of tobacco products.....	1	1,019	702	-	1,720	-	-	-	40
MANUFACTURE OF TEXTILES	32	36,635	30,075	-	66,711	3	2	5	1,915
Spinning, weaving and finishing of textiles	20	32,165	27,268	-	59,433	-	-	-	1,818
Manufacture of cordage, rope, twine and netting	3	4,357	2,669	-	7,026	-	-	-	93
Knitting mills	9	113	139	-	252	3	2	5	4
MANUFACTURE OF WEARING APPAREL, EXCEPT FUR APPAREL....	23	2,756	5,658	-	8,413	4	-	4	321
Manufacture of wearing apparel except fur apparel...	23	2,756	5,658	-	8,413	4	-	4	321
TANNING AND DRESSING OF LEATHER; MANUFACTURE OF FOOTWEAR, LUGGAGE AND HANDBAGS	63	17,264	6,636	-	23,900	2	2	4	2,552
Tanning and dressing of leather, luggage and handbags	8	9,431	2,425	-	11,855	-	-	-	2,430
Manufacture of footwear.....	55	7,833	4,211	-	12,045	2	2	4	121
MANUFACTURE OF WOOD AND OF PRODUCTS OF WOOD AND CORK, EXCEPT FURNITURE	26	5,070	738	-	5,807	-	-	-	619
Manufacture of wood and of products of wood and cork, except furniture.....	26	5,070	738	-	5,807	-	-	-	619
MANUFACTURE OF PAPER, PAPER PRODUCTS AND PRINTING	43	12,579	6,950	-	19,530	14	8	22	1,647
Manufacture of paper and paper products.....	5	3,136	1,289	-	4,425	-	-	-	137
Publishing and printing services.....	38	9,443	5,661	-	15,105	14	8	22	1,511
MANUFACTURE OF CHEMICALS AND CHEMICAL PRODUCTS.....	35	4,939	2,172	-	7,111	-	-	-	764
Manufacture of basic chemicals, except fertilizers and nitrogen compounds.....	2	1,179	55	-	1,234	-	-	-	456
Manufacture of paints, varnishes and mastics	5	742	84	-	826	-	-	-	72

**WAGES AND SALARIES OF PRODUCTION WORKERS AND SEASONAL AND TEMPORARY WORKERS BY SEX,
NATIONALITY AND INDUSTRIAL GROUP - PUBLIC AND PRIVATE 1995/96(1988 E.F.Y.)**

TABLE 4.26(Contd..)

(IN '000 BIRR)

INDUSTRIAL GROUP	NO. OF ESTAB.	WAGES AND SALARIES OF PRODUCTION WORKERS				SALARY OF PAID APPARENTECES			WAGES AND SALARIES OF SEASONAL AND TEMPORARY WORKERS
		ETHIOPIANS		FOREIGNERS	TOTAL	MALE	FEMALE	TOTAL	
		MALE	FEMALE						
and botanical products.....	2	776	1,144	-	1,920	-	-	-	52
Manufacture of soap and detergents cleaning and polishing, perfumes and toilet preparations.....	23	2,166	815	-	2,980	-	-	-	185
Manufacture of chemical products n.e.c.	3	76	74	-	150	-	-	-	-
MANUFACTURE OF RUBBER AND PLASTIC PROCDUCTS.....	15	4,405	855	-	5,260	-	-	-	819
Manufacture of rubber products.....	4	1,874	46	-	1,920	-	-	-	746
Manufacture of plastic products.....	11	2,531	809	-	3,340	-	-	-	73
MANUFACTURE OF OTHER NON-METALLIC MINERAL PRODUCTS ...	85	8,967	1,060	-	10,026	19	5	24	3,528
Manufacture of glass and glass products.....	2	1,128	326	-	1,453	19	5	24	246
Manufacture of structural clay products	7	810	228	-	1,038	-	-	-	587
Manufacture of cement, lime and plaster	7	2,959	68	-	3,028	-	-	-	837
Manufacture of articles of concrete, cement and plaster	64	2,346	223	-	2,570	-	-	-	1,801
Manufacture of non-metallic mineral products n.e.c..	5	1,723	215	-	1,938	-	-	-	58
MANUFACTURE OF BASIC IRON AND STEEL.....	3	3,151	31	-	3,182	1,403	17	1,421	85
Manufacture of basic iron and steel.....	3	3,151	31	-	3,182	1,403	17	1,421	85
MANUFACTURE OF FABRICATED METAL PRODUCTS EXCEPT MACHINERY AND EQUIPMENT	39	5,562	426	-	5,988	37	-	37	383
Manufacture of structural metal products, tanks, reservoirs and containers of metal	29	1,529	33	-	1,561	32	-	32	123
Manufacture of cutlery, hand tools and general hardware	4	1,395	165	-	1,559	4	-	4	75
Manufacture of other fabricated metal products	6	2,638	229	-	2,867	1	-	1	184
MANUFACTURE OF MACHINERY AND EQUIPMENT N.E.C.	15	1,224	95	-	1,319	12	-	12	18
Manufacture of pumps, compressors, taps and valves..	1	560	89	-	649	-	-	-	-
Manufacture of ovens, furnaces and furnace burners..	5	129	1	-	129	-	-	-	2
Manufacture of other general purpose machinery.....	2	47	-	-	47	-	-	-	2
Manufacture of machinery for food and beverage processing	6	355	2	-	357	12	-	12	1
Manufacture of accumulators, primary cells and and primary battries	1	134	3	-	137	-	-	-	14
MANUFACTURE OF MOTOR VEHICLES	13	1,663	153	-	1,816	59	14	73	248
Manufacture of bodies for motor vehicles.....	11	1,611	153	-	1,764	59	14	73	247
Manufacture of parts and accessories for motor vehicles and their engines.....	2	52	-	-	52	-	-	-	-
MANUFACTURE OF FURNITURE; MANUFACTURING N.E.C.	75	5,848	314	10	6,171	116	-	116	500
Manufacture of furniture; manufacturing n.e.c.....	75	5,848	314	10	6,171	116	-	116	500
T O T A L	642	145,826	65,295	10	211,131	1,669	49	1,718	22,601

**WAGES AND SALARIES OF ADMINISTRATIVE, TECHNICAL, CLERICAL AND OFFICE WORKERS
BY SEX, NATIONALITY AND INDUSTRIAL GROUP - PUBLIC AND PRIVATE
1995/96(1988 E.F.Y.)**

TABLE 4.27

(IN '000 BIRR)

INDUSTRIAL GROUP	NO. OF ESTAB.	WAGES AND SALARIES OF ADMINISTRATIVE, TECHNICAL, CLERICAL AND OFFICE WORKERS			
		ETHIOPIANS		FOREIGNERS	TOTAL
		MALE	FEMALE		
MANUFACTURE OF FOOD PRODUCTS AND BEVERAGES.....	145	52,566	11,336	-	63,902
Production, processing and preserving of meat, fruit and vegetables	7	4,616	956	-	5,572
Manufacture of vegetable and animal oils and fats....	24	3,115	707	-	3,822
Manufacture of dairy products	1	643	146	-	789
Manufacture of grain mill products	18	4,990	1,326	-	6,317
Manufacture of prepared animal feeds	2	318	89	-	407
Manufacture of bakery products	62	2,363	993	-	3,355
Manufacture of sugar and sugar confectionery	4	16,444	1,779	-	18,224
Manufacture of macaroni and spaghetti.....	2	350	149	-	498
Manufacture of food products n.e.c.	5	547	199	-	746
Distilling, rectifying and blending of spirits	7	1,510	1,023	-	2,532
Manufacture of wines	1	1,634	545	-	2,179
Manufacture of malt liquors and malt	5	7,304	1,848	-	9,152
Manufacture of soft drinks & production of mineral waters	7	8,732	1,577	-	10,309
MANUFACTURE OF TOBACCO PRODUCTS	1	1,094	529	-	1,623
Manufacture of tobacco products.....	1	1,094	529	-	1,623
MANUFACTURE OF TEXTILES	29	21,676	7,426	-	29,102
Spinning, weaving and finishing of textiles	20	20,394	6,718	-	27,111
Manufacture of cordage, rope, twine and netting	3	1,246	696	-	1,942
Knitting mills	6	37	13	-	50
MANUFACTURE OF WEARING APPAREL, EXCEPT FUR APPAREL....	20	2,008	1,264	30	3,302
Manufacture of wearing apparel except fur apparel....	20	2,008	1,264	30	3,302
TANNING AND DRESSING OF LEATHER; MANUFACTURE OF FOOTWEAR, LUGGAGE AND HANDBAGS	53	13,104	3,305	-	16,409
Tanning and dressing of leather, luggage and handbags.	8	8,910	2,120	-	11,030
Manufacture of footwear.....	45	4,194	1,185	-	5,379
MANUFACTURE OF WOOD AND OF PRODUCTS OF WOOD AND CORK, EXCEPT FURNITURE	25	2,906	843	-	3,749
Manufacture of wood and of products of wood and cork, except furniture.....	25	2,906	843	-	3,749
MANUFACTURE OF PAPER, PAPER PRODUCTS AND PRINTING	41	7,279	3,843	-	11,122
Manufacture of paper and paper products.....	5	1,843	584	-	2,427
Publishing and printing services.....	36	5,436	3,259	-	8,695
MANUFACTURE OF CHEMICALS AND CHEMICAL PRODUCTS.....	33	4,321	1,697	-	6,019
Manufacture of basic chemicals, except fertilizers and nitrogen compounds.....	2	816	292	-	1,108
Manufacture of paints, varnishes and mastics	5	1,013	392	-	1,405

**WAGES AND SALARIES OF ADMINISTRATIVE, TECHNICAL, CLERICAL AND OFFICE WORKERS
BY SEX, NATIONALITY AND INDUSTRIAL GROUP - PUBLIC AND PRIVATE
1995/96(1988 E.F.Y.)**

TABLE 4.27(Contd..)

(IN '000 BIRR)

INDUSTRIAL GROUP	NO. OF ESTAB.	WAGES AND SALARIES OF ADMINISTRATIVE, TECHNICAL, CLERICAL AND OFFICE WORKERS			
		ETHIOPIANS		FOREIGNERS	TOTAL
		MALE	FEMALE		
Manufacture of pharmaceuticals, medicinal chemicals and botanical products.....	2	595	274	-	869
Manufacture of soap and detergents cleaning and polishing, perfumes and toilet preparations.....	21	1,456	545	-	2,002
Manufacture of chemical products n.e.c.	3	441	194	-	635
MANUFACTURE OF RUBBER AND PLASTIC PRODUCTS.....	15	4,886	1,157	-	6,044
Manufacture of rubber products.....	4	3,063	275	-	3,339
Manufacture of plastic products.....	11	1,823	882	-	2,705
MANUFACTURE OF OTHER NON-METALLIC MINERAL PRODUCTS	71	10,461	2,033	-	12,494
Manufacture of glass and glass products.....	2	656	233	-	889
Manufacture of structural clay products	7	395	135	-	530
Manufacture of cement, lime and plaster	5	6,226	918	-	7,143
Manufacture of articles of concrete, cement and plaster	54	2,791	576	-	3,368
Manufacture of non-metallic mineral products n.e.c....	3	392	171	-	563
MANUFACTURE OF BASIC IRON AND STEEL.....	3	2,068	345	-	2,413
Manufacture of basic iron and steel.....	3	2,068	345	-	2,413
MANUFACTURE OF FABRICATED METAL PRODUCTS EXCEPT MACHINERY AND EQUIPMENT	38	3,420	1,029	95	4,544
Manufacture of structural metal products, tanks, reservoirs and containers of metal	29	272	133	95	500
Manufacture of cutlery, hand tools and general hardware	4	1,150	335	-	1,485
Manufacture of other fabricated metal products	5	1,998	561	-	2,560
MANUFACTURE OF MACHINERY AND EQUIPMENT N.E.C.	13	603	236	11	849
Manufacture of pumps, compressors, taps and valves...	1	210	116	-	326
Manufacture of ovens, furnaces and furnace burners...	4	47	9	11	67
Manufacture of other general purpose machinery.....	1	7	3	-	10
Manufacture of machinery for food and beverage processing	6	74	20	-	94
Manufacture of accumulators, primary cells and and primary batteries	1	265	87	-	352
MANUFACTURE OF MOTOR VEHICLES	11	1,627	583	385	2,596
Manufacture of bodies for motor vehicles.....	9	1,619	581	385	2,585
Manufacture of parts and accessories for motor vehicles and their engines.....	2	8	2	-	11
MANUFACTURE OF FURNITURE; MANUFACTURING N.E.C.	62	1,618	652	60	2,330
Manufacture of furniture; manufacturing n.e.c.....	62	1,618	652	60	2,330
T O T A L	560	129,636	36,279	581	166,497

NUMBER OF ESTABLISHMENTS AND NUMBER OF PERSONS ENGAGED BY SIZE OF PERSONS ENGAGED
AND INDUSTRIAL GROUP-PUBLIC AND PRIVATE 1995/96(1988 E.F.Y.)

TABLE 4.28

INDUSTRIAL GROUP	NO. OF ESTABLISHMENTS BY SIZE OF PERSONS ENGAGED				NO. OF PERSONS ENGAGED BY SIZE GROUP			
	10 - 19	20 - 49	50 AND OVER	TOTAL	10 - 19	20 - 49	50 AND OVER	TOTAL
MANUFACTURE OF FOOD PRODUCTS AND BEVERAGES.....	68	31	75	174	884	879	21,966	23,729
Production, processing and preserving of meat, fruit and vegetables	-	-	7	7	-	-	3,003	3,003
Manufacture of vegetable and animal oils and fats...	11	7	10	28	126	170	1,441	1,737
Manufacture of dairy products	-	-	1	1	-	-	265	265
Manufacture of grain mill products	2	3	13	18	32	101	2,345	2,478
Manufacture of prepared animal feeds	-	-	2	2	-	-	202	202
Manufacture of bakery products	52	14	13	79	683	385	1,750	2,818
Manufacture of sugar and sugar confectionery	1	2	2	5	15	65	4,304	4,384
Manufacture of macaroni and spaghetti.....	-	1	2	3	-	37	300	337
Manufacture of food products n.e.c.	1	-	4	5	13	-	743	756
Distilling, rectifying and blending of spirits	1	4	5	10	15	121	674	810
Manufacture of wines	-	-	3	3	-	-	698	698
Manufacture of malt liquors and malt	-	-	5	5	-	-	2,865	2,865
Manufacture of soft drinks & production of mineral waters	-	-	8	8	-	-	3,376	3,376
MANUFACTURE OF TOBACCO PRODUCTS	-	-	1	1	-	-	982	982
Manufacture of tobacco products.....	-	-	1	1	-	-	982	982
MANUFACTURE OF TEXTILES	7	6	19	32	80	183	28,154	28,417
Spinning, weaving and finishing of textiles	1	3	16	20	12	95	24,879	24,986
Manufacture of cordage, rope, twine and netting	-	-	3	3	-	-	3,275	3,275
Knitting mills	6	3	-	9	68	88	-	156
MANUFACTURE OF WEARING APPAREL, EXCEPT FUR APPAREL....	9	5	9	23	119	146	3,841	4,106
Manufacture of wearing apparel except fur apparel....	9	5	9	23	119	146	3,841	4,106
TANNING AND DRESSING OF LEATHER; MANUFACTURE OF FOOTWEAR, LUGGAGE AND HANDBAGS	26	19	18	63	309	575	6,979	7,863
Tanning and dressing of leather, luggage and handbags	-	-	8	8	-	-	3,614	3,614
Manufacture of footwear.....	26	19	10	55	309	575	3,365	4,249
MANUFACTURE OF WOOD AND OF PRODUCTS OF WOOD AND CORK, EXCEPT FURNITURE	9	2	15	26	132	64	2,334	2,530
Manufacture of wood and of products of wood and cork, except furniture.....	9	2	15	26	132	64	2,334	2,530
MANUFACTURE OF PAPER, PAPER PRODUCTS AND PRINTING	16	11	16	43	238	325	5,016	5,579
Manufacture of paper and paper products.....	-	2	3	5	-	71	1,201	1,272
Publishing and printing services.....	16	9	13	38	238	254	3,815	4,307
MANUFACTURE OF CHEMICALS AND CHEMICAL PRODUCTS.....	16	5	14	35	221	122	2,504	2,847
Manufacture of basic chemicals, except fertilizers and nitrogen compounds.....	-	-	2	2	-	-	499	499
Manufacture of paints, varnishes and mastics	1	1	3	5	13	22	394	429

NUMBER OF ESTABLISHMENTS AND NUMBER OF PERSONS ENGAGED BY SIZE OF PERSONS ENGAGED
AND INDUSTRIAL GROUP-PUBLIC AND PRIVATE 1995/96(1988 E.F.Y.)

TABLE 4.28

INDUSTRIAL GROUP	NO. OF ESTABLISHMENTS BY SIZE OF PERSONS ENGAGED				NO. OF PERSONS ENGAGED BY SIZE GROUP			
	10 - 19	20 - 49	50 AND OVER	TOTAL	10 - 19	20 - 49	50 AND OVER	TOTAL
MANUFACTURE OF FOOD PRODUCTS AND BEVERAGES.....	68	31	75	174	884	879	21,966	23,729
Production, processing and preserving of meat, fruit and vegetables	-	-	7	7	-	-	3,003	3,003
Manufacture of vegetable and animal oils and fats...	11	7	10	28	126	170	1,441	1,737
Manufacture of dairy products	-	-	1	1	-	-	265	265
Manufacture of grain mill products	2	3	13	18	32	101	2,345	2,478
Manufacture of prepared animal feeds	-	-	2	2	-	-	202	202
Manufacture of bakery products	52	14	13	79	683	385	1,750	2,818
Manufacture of sugar and sugar confectionery	1	2	2	5	15	65	4,304	4,384
Manufacture of macaroni and spaghetti.....	-	1	2	3	-	37	300	337
Manufacture of food products n.e.c.	1	-	4	5	13	-	743	756
Distilling, rectifying and blending of spirits	1	4	5	10	15	121	674	810
Manufacture of wines	-	-	3	3	-	-	698	698
Manufacture of malt liquors and malt	-	-	5	5	-	-	2,865	2,865
Manufacture of soft drinks & production of mineral waters	-	-	8	8	-	-	3,376	3,376
MANUFACTURE OF TOBACCO PRODUCTS	-	-	1	1	-	-	982	982
Manufacture of tobacco products.....	-	-	1	1	-	-	982	982
MANUFACTURE OF TEXTILES	7	6	19	32	80	183	28,154	28,417
Spinning, weaving and finishing of textiles	1	3	16	20	12	95	24,879	24,986
Manufacture of cordage, rope, twine and netting	-	-	3	3	-	-	3,275	3,275
Knitting mills	6	3	-	9	68	88	-	156
MANUFACTURE OF WEARING APPAREL, EXCEPT FUR APPAREL....	9	5	9	23	119	146	3,841	4,106
Manufacture of wearing apparel except fur apparel...	9	5	9	23	119	146	3,841	4,106
TANNING AND DRESSING OF LEATHER; MANUFACTURE OF FOOTWEAR, LUGGAGE AND HANDBAGS	26	19	18	63	309	575	6,979	7,863
Tanning and dressing of leather, luggage and handbags	-	-	8	8	-	-	3,614	3,614
Manufacture of footwear.....	26	19	10	55	309	575	3,365	4,249
MANUFACTURE OF WOOD AND OF PRODUCTS OF WOOD AND CORK, EXCEPT FURNITURE	9	2	15	26	132	64	2,334	2,530
Manufacture of wood and of products of wood and cork, except furniture.....	9	2	15	26	132	64	2,334	2,530
MANUFACTURE OF PAPER, PAPER PRODUCTS AND PRINTING	16	11	16	43	238	325	5,016	5,579
Manufacture of paper and paper products.....	-	2	3	5	-	710	1,201	1,272
Publishing and printing services.....	16	9	13	38	238	254	3,815	4,307
MANUFACTURE OF CHEMICALS AND CHEMICAL PRODUCTS.....	16	5	14	35	221	122	2,504	2,847
Manufacture of basic chemicals, except fertilizers and nitrogen compounds.....	-	-	2	2	-	-	499	499
Manufacture of paints, varnishes and mastics	1	1	3	5	13	22	394	429

**NUMBER OF ESTABLISHMENTS AND NUMBER OF PERSONS ENGAGED BY SIZE OF PERSONS ENGAGED
AND INDUSTRIAL GROUP - PUBLIC 1995/96(1988 E.F.Y.)**

TABLE 4.29

INDUSTRIAL GROUP	NO. OF ESTABLISHMENTS BY SIZE OF PERSONS ENGAGED				NO. OF PERSONS ENGAGED BY SIZE GROUP			
	10 - 19	20 - 49	50 AND OVER	TOTAL	10 - 19	20 - 49	50 AND OVER	TOTAL
MANUFACTURE OF FOOD PRODUCTS AND BEVERAGES.....	-	1	62	63	-	40	20,815	20,855
Production, processing and preserving of meat, fruit and vegetables	-	-	7	7	-	-	3,003	3,003
Manufacture of vegetable and animal oils and fats....	-	-	9	9	-	-	1,389	1,389
Manufacture of dairy products	-	-	1	1	-	-	265	265
Manufacture of grain mill products	-	-	11	11	-	-	2,007	2,007
Manufacture of prepared animal feeds	-	-	2	2	-	-	202	202
Manufacture of bakery products	-	-	5	5	-	-	1,213	1,213
Manufacture of sugar and sugar confectionery	-	1	2	3	-	40	4,304	4,344
Manufacture of macaroni and spaghetti.....	-	-	2	2	-	-	300	300
Manufacture of food products n.e.c.	-	-	3	3	-	-	574	574
Distilling, rectifying and blending of spirits	-	-	4	4	-	-	619	619
Manufacture of wines	-	-	3	3	-	-	698	698
Manufacture of malt liquors and malt	-	-	5	5	-	-	2,865	2,865
Manufacture of soft drinks & production of mineral waters	-	-	8	8	-	-	3,376	3,376
MANUFACTURE OF TOBACCO PRODUCTS	-	-	1	1	-	-	982	982
Manufacture of tobacco products.....	-	-	1	1	-	-	982	982
MANUFACTURE OF TEXTILES	-	1	17	18	-	46	27,775	27,821
Spinning, weaving and finishing of textiles	-	1	15	16	-	46	24,715	24,761
Manufacture of cordage, rope, twine and netting	-	-	2	2	-	-	3,060	3,060
Knitting mills	-	-	-	-	-	-	-	-
MANUFACTURE OF WEARING APPAREL, EXCEPT FUR APPAREL....	-	-	6	6	-	-	3,623	3,623
Manufacture of wearing apparel except fur apparel....	-	-	6	6	-	-	3,623	3,623
TANNING AND DRESSING OF LEATHER; MANUFACTURE OF FOOTWEAR, LUGGAGE AND HANDBAGS	-	-	9	9	-	-	5,924	5,924
Tanning and dressing of leather, luggage and handbags	-	-	6	6	-	-	3,418	3,418
Manufacture of footwear.....	-	-	3	3	-	-	2,506	2,506
MANUFACTURE OF WOOD AND OF PRODUCTS OF WOOD AND CORK, EXCEPT FURNITURE	-	-	13	13	-	-	2,194	2,194
Manufacture of wood and of products of wood and cork, except furniture.....	-	-	13	13	-	-	2,194	2,194
MANUFACTURE OF PAPER, PAPER PRODUCTS AND PRINTING	-	-	9	9	-	-	4,526	4,526
Manufacture of paper and paper products.....	-	-	2	2	-	-	1,135	1,135
Publishing and printing services.....	-	-	7	7	-	-	3,391	3,391
MANUFACTURE OF CHEMICALS AND CHEMICAL PRODUCTS.....	-	-	9	9	-	-	1,994	1,994
Manufacture of basic chemicals, except fertilizers and nitrogen compounds.....	-	-	2	2	-	-	499	499
Manufacture of paints, varnishes and mastics	-	-	3	3	-	-	394	394

NUMBER OF ESTABLISHMENTS AND NUMBER OF PERSONS ENGAGED BY SIZE OF PERSONS ENGAGED
AND INDUSTRIAL GROUP - PUBLIC 1995/96(1988 E.F.Y.)

TABLE 4.29(Contd...)

INDUSTRIAL GROUP	NO. OF ESTABLISHMENTS BY SIZE OF PERSONS ENGAGED				NO. OF PERSONS ENGAGED BY SIZE GROUP			
	10 - 19	20 - 49	50 AND OVER	TOTAL	10 - 19	20 - 49	50 AND OVER	TOTAL
Manufacture of pharmaceuticals, medicinal chemicals and botanical products.....	-	-	1	1	-	-	475	475
Manufacture of soap and detergents cleaning and polishing, perfumes and toilet preparations.....	-	-	3	3	-	-	626	626
Manufacture of chemical products n.e.c.	-	-	-	-	-	-	-	-
MANUFACTURE OF RUBBER AND PLASTIC PRODUCTS.....	-	-	4	4	-	-	1,895	1,895
Manufacture of rubber products.....	-	-	1	1	-	-	1,006	1,006
Manufacture of plastic products.....	-	-	3	3	-	-	889	889
MANUFACTURE OF OTHER NON-METALLIC MINERAL PRODUCTS ...	1	1	19	21	15	44	4,720	4,779
Manufacture of glass and glass products.....	-	-	1	1	-	-	481	481
Manufacture of structural clay products	-	-	3	3	-	-	506	506
Manufacture of cement, lime and plaster	-	1	5	6	-	44	1,676	1,720
Manufacture of articles of concrete, cement and plaster	1	-	7	8	15	-	1,754	1,769
Manufacture of non-metallic mineral products n.e.c..	-	-	3	3	-	-	303	303
MANUFACTURE OF BASIC IRON AND STEEL.....	-	-	3	3	-	-	1,121	1,121
Manufacture of basic iron and steel.....	-	-	3	3	-	-	1,121	1,121
MANUFACTURE OF FABRICATED METAL PRODUCTS EXCEPT MACHINERY AND EQUIPMENT	-	-	5	5	-	-	1,327	1,327
Manufacture of structural metal products, tanks, reservoirs and containers of metal	-	-	-	-	-	-	-	-
Manufacture of cutlery, hand tools and general hardware	-	-	3	3	-	-	557	557
Manufacture of other fabricated metal products	-	-	2	2	-	-	770	770
MANUFACTURE OF MACHINERY AND EQUIPMENT N.E.C.	-	-	2	2	-	-	232	232
Manufacture of pumps, compressors, taps and valves..	-	-	1	1	-	-	143	143
Manufacture of ovens, furnaces and furnace burners..	-	-	-	-	-	-	-	-
Manufacture of other general purpose machinery.....	-	-	-	-	-	-	-	-
Manufacture of machinery for food and beverage processing	-	-	-	-	-	-	-	-
Manufacture of accumulators, primary cells and and primary batteries	-	-	1	1	-	-	89	89
MANUFACTURE OF MOTOR VEHICLES	-	-	1	1	-	-	98	98
Manufacture of bodies for motor vehicles.....	-	-	1	1	-	-	98	98
Manufacture of parts and accessories for motor vehicles and their engines.....	-	-	-	-	-	-	-	-
MANUFACTURE OF FURNITURE; MANUFACTURING N.E.C.	-	2	3	5	-	64	525	589
Manufacture of furniture; manufacturing n.e.c.....	-	2	3	5	-	64	525	589
T O T A L	1	5	163	169	15	194	77,751	77,960

**NUMBER OF ESTABLISHMENTS AND NUMBER OF PERSONS ENGAGED BY SIZE OF PERSONS ENGAGED
AND INDUSTRIAL GROUP - PRIVATE 1995/96(1988 E.F.Y.)**

TABLE 4.30

INDUSTRIAL GROUP	NO. OF ESTABLISHMENTS BY SIZE OF PERSONS ENGAGED				NO. OF PERSONS ENGAGED BY SIZE GROUP			
	10 - 19	20 - 49	50 AND OVER	TOTAL	10 - 19	20 - 49	50 AND OVER	TOTAL
MANUFACTURE OF FOOD PRODUCTS AND BEVERAGES.....	68	30	13	111	884	839	1,151	2,874
Production, processing and preserving of meat, fruit and vegetables	-	-	-	-	-	-	-	-
Manufacture of vegetable and animal oils and fats...	11	7	1	19	126	170	52	348
Manufacture of dairy products	-	-	-	-	-	-	-	-
Manufacture of grain mill products	2	3	2	7	32	101	338	471
Manufacture of prepared animal feeds	-	-	-	-	-	-	-	-
Manufacture of bakery products	52	14	8	74	683	385	537	1,605
Manufacture of sugar and sugar confectionery	1	1	-	2	15	25	-	40
Manufacture of macaroni and spaghetti.....	-	1	-	1	-	37	-	37
Manufacture of food products n.e.c.	1	-	1	2	13	-	169	182
Distilling, rectifying and blending of spirits	1	4	1	6	15	121	55	191
Manufacture of wines	-	-	-	-	-	-	-	-
Manufacture of malt liquors and malt	-	-	-	-	-	-	-	-
Manufacture of soft drinks & production of mineral waters	-	-	-	-	-	-	-	-
MANUFACTURE OF TOBACCO PRODUCTS	-	-	-	-	-	-	-	-
Manufacture of tobacco products.....	-	-	-	-	-	-	-	-
MANUFACTURE OF TEXTILES	7	5	2	14	80	137	379	596
Spinning, weaving and finishing of textiles	1	2	1	4	12	49	164	225
Manufacture of cordage, rope, twine and netting	-	-	1	1	-	-	215	215
Knitting mills	6	3	-	9	68	88	-	156
MANUFACTURE OF WEARING APPAREL, EXCEPT FUR APPAREL....	9	5	3	17	119	146	218	483
Manufacture of wearing apparel except fur apparel...	9	5	3	17	119	146	218	483
TANNING AND DRESSING OF LEATHER; MANUFACTURE OF FOOTWEAR, LUGGAGE AND HANDBAGS	26	19	9	54	309	575	1,055	1,939
Tanning and dressing of leather, luggage and handbags	-	-	2	2	-	-	196	196
Manufacture of footwear.....	26	19	7	52	309	575	859	1,743
MANUFACTURE OF WOOD AND OF PRODUCTS OF WOOD AND CORK, EXCEPT FURNITURE	9	2	2	13	132	64	140	336
Manufacture of wood and of products of wood and cork, except furniture.....	9	2	2	13	132	64	140	336
MANUFACTURE OF PAPER, PAPER PRODUCTS AND PRINTING	16	11	7	34	238	325	490	1,053
Manufacture of paper and paper products.....	-	2	1	3	-	71	66	137
Publishing and printing services.....	16	9	6	31	238	254	424	916
MANUFACTURE OF CHEMICALS AND CHEMICAL PRODUCTS.....	16	5	5	26	221	122	510	853
Manufacture of basic chemicals, except fertilizers and nitrogen compounds.....	-	-	-	-	-	-	-	-
Manufacture of paints, varnishes and mastics	1	1	-	2	13	22	-	35

NUMBER OF ESTABLISHMENTS AND NUMBER OF PERSONS ENGAGED BY SIZE OF PERSONS ENGAGED
AND INDUSTRIAL GROUP - PRIVATE 1995/96(1988 E.F.Y.)

TABLE 4.30 (Contd..)

INDUSTRIAL GROUP	NO. OF ESTABLISHMENTS BY SIZE OF PERSONS ENGAGED				NO. OF PERSONS ENGAGED BY SIZE GROUP			
	10 - 19	20 - 49	50 AND OVER	TOTAL	10 - 19	20 - 49	50 AND OVER	TOTAL
Manufacture of pharmaceuticals, medicinal chemicals and botanical products.....	-	1	-	1	-	26	-	26
Manufacture of soap and detergents cleaning and polishing, perfumes and toilet preparations.....	14	2	4	20	194	53	435	682
Manufacture of chemical products n.e.c.	1	1	1	3	14	21	75	110
MANUFACTURE OF RUBBER AND PLASTIC PRODCUTS.....	4	5	2	11	69	151	109	329
Manufacture of rubber products.....	1	1	1	3	17	39	59	115
Manufacture of plastic products.....	3	4	1	8	52	112	50	214
MANUFACTURE OF OTHER NON-METALLIC MINERAL PRODUCTS ...	48	12	4	64	564	339	438	1,341
Manufacture of glass and glass products.....	-	-	1	1	-	-	182	182
Manufacture of structural clay products	1	2	1	4	19	57	61	137
Manufacture of cement, lime and plaster	1	-	-	1	10	-	-	10
Manufacture of articles of concrete, cement and plaster	46	9	1	56	535	258	62	855
Manufacture of non-metallic mineral products n.e.c..	-	1	1	2	-	24	133	157
MANUFACTURE OF BASIC IRON AND STEEL.....	-	-	-	-	-	-	-	-
Manufacture of basic iron and steel.....	-	-	-	-	-	-	-	-
MANUFACTURE OF FABRICATED METAL PRODUCTS EXCEPT MACHINERY AND EQUIPMENT	20	12	2	34	262	323	138	723
Manufacture of structural metal products, tanks, reservoirs and containers of metal	18	9	2	29	233	227	138	598
Manufacture of cutlery, hand tools and general hardware	1	-	-	1	16	-	-	16
Manufacture of other fabricated metal products	1	3	-	4	13	96	-	109
MANUFACTURE OF MACHINERY AND EQUIPMENT N.E.C.	8	5	-	13	104	128	-	232
Manufacture of pumps, compressors, taps and valves..	-	-	-	-	-	-	-	-
Manufacture of ovens, furnaces and furnace burners..	4	1	-	5	48	22	-	70
Manufacture of other general purpose machinery.....	2	-	-	2	31	-	-	31
Manufacture of machinery for food and beverage processing	2	4	-	6	25	106	-	131
Manufacture of accumulators, primary cells and and primary batteries	-	-	-	-	-	-	-	-
MANUFACTURE OF MOTOR VEHICLES	4	5	3	12	55	116	444	615
Manufacture of bodies for motor vehicles.....	2	5	3	10	29	116	444	589
Manufacture of parts and accessories for motor vehicles and their engines.....	2	-	-	2	26	-	-	26
MANUFACTURE OF FURNITURE; MANUFACTURING N.E.C.	39	22	9	70	550	637	678	1,865
Manufacture of furniture; manufacturing n.e.c.....	39	22	9	70	550	637	678	1,865
T O T A L	274	138	61	473	3,587	3,902	5,750	13,239

**NUMBER OF ESTABLISHMENTS, GROSS VALUE OF PRODUCTION, INDUSTRIAL COSTS, INDIRECT TAXES NET
AND CENSUS VALUE ADDED BY INDUSTRIAL GROUP - PUBLIC AND PRIVATE 1995/96(1988 E.F.Y.)**

TABLE 4.31

(IN '000 BIRR)

INDUSTRIAL GROUP	NO.OF ESTAB.	GROSS VALUE OF PRODUCTION	INDUSTRIAL COSTS	INDIRECT TAXES NET	CENSUS VALUE ADDED	
					AT MARKET PRICE	AT FACTOR COST
MANUFACTURE OF FOOD PRODUCTS AND BEVERAGES.....	174	2,180,690	873,412	548,995	1,307,278	758,282
Production, processing and preserving of meat, fruit and vegetables	7	64,345	38,950	5,954	25,395	19,441
Manufacture of vegetable and animal oils and fats...	28	61,738	39,545	3,848	22,193	18,345
Manufacture of dairy products	1	10,384	8,583	490	1,801	1,311
Manufacture of grain mill products	18	331,465	250,310	15,490	81,155	65,665
Manufacture of prepared animal feeds	2	4,011	2,274	277	1,736	1,459
Manufacture of bakery products	79	160,321	112,780	8,442	47,541	39,099
Manufacture of sugar and sugar confectionery	5	577,466	118,145	134,354	459,320	324,967
Manufacture of macaroni and spaghetti.....	3	52,620	26,632	4,458	25,987	21,529
Manufacture of food products n.e.c.	5	54,395	31,456	2,430	22,939	20,509
Distilling, rectifying and blending of spirits	10	60,849	17,811	26,313	43,038	16,725
Manufacture of wines	3	30,173	10,125	9,301	20,049	10,747
Manufacture of malt liquors and malt	5	508,285	128,553	234,719	379,732	145,013
Manufacture of soft drinks & production of mineral waters	8	264,638	88,247	102,920	176,391	73,471
MANUFACTURE OF TOBACCO PRODUCTS	1	244,188	124,103	37,511	120,085	82,574
Manufacture of tobacco products.....	1	244,188	124,103	37,511	120,085	82,574
MANUFACTURE OF TEXTILES	32	699,239	431,806	83,683	267,434	183,751
Spinning, weaving and finishing of textiles	20	627,684	392,740	76,565	234,944	158,379
Manufacture of cordage, rope, twine and netting	3	68,260	36,825	7,044	31,435	24,391
Knitting mills	9	3,296	2,241	74	1,055	981
MANUFACTURE OF WEARING APPAREL, EXCEPT FUR APPAREL....	23	71,729	38,990	12,578	32,738	20,161
Manufacture of wearing apparel except fur apparel...	23	71,729	38,990	12,578	32,738	20,161
TANNING AND DRESSING OF LEATHER; MANUFACTURE OF FOOTWEAR, LUGGAGE AND HANDBAGS	63	634,500	431,165	31,769	203,335	171,566
Tanning and dressing of leather, luggage and handbags	8	490,895	345,683	17,770	145,211	127,442
Manufacture of footwear.....	55	143,605	85,482	13,999	58,124	44,125
MANUFACTURE OF WOOD AND OF PRODUCTS OF WOOD AND CORK, EXCEPT FURNITURE	26	66,595	22,462	6,273	44,133	37,860
Manufacture of wood and of products of wood and cork, except furniture.....	26	66,595	22,462	6,273	44,133	37,860
MANUFACTURE OF PAPER, PAPER PRODUCTS AND PRINTING	43	291,564	146,340	16,226	145,225	128,999
Manufacture of paper and paper products.....	5	122,973	76,744	10,391	46,229	35,838
Publishing and printing services.....	38	168,591	69,596	5,835	98,995	93,160
MANUFACTURE OF CHEMICALS AND CHEMICAL PRODUCTS.....	35	317,525	214,180	26,974	103,345	76,371
Manufacture of basic chemicals, except fertilizers and nitrogen compounds.....	2	5,829	10,401	519	-4,572	-5,091
Manufacture of paints, varnishes and mastics	5	80,373	51,559	8,491	28,814	20,322

NUMBER OF ESTABLISHMENTS, GROSS VALUE OF PRODUCTION, INDUSTRIAL COSTS, INDIRECT TAXES NET
AND CENSUS VALUE ADDED BY INDUSTRIAL GROUP - PUBLIC AND PRIVATE 1995/96(1988 E.F.Y.)

TABLE 4.31 (Cont...)

(IN '000 BIRR)

INDUSTRIAL GROUP	NO.OF ESTAB.	GROSS VALUE OF PRODUCTION	INDUSTRIAL COSTS	INDIRECT TAXES NET	CENSUS VALUE ADDED	
					AT MARKET PRICE	AT FACTOR COST
Manufacture of pharmaceuticals, medicinal chemicals and botanical products.....	2	59,345	38,778	2,840	20,567	17,727
Manufacture of soap and detergents cleaning and polishing, perfumes and toilet preparations.....	23	161,754	109,201	13,988	52,553	38,566
Manufacture of chemical products n.e.c.	3	10,225	4,241	1,136	5,983	4,848
MANUFACTURE OF RUBBER AND PLASTIC PRODCUTS.....	15	186,260	115,676	10,209	70,585	60,376
Manufacture of rubber products.....	4	90,938	57,570	402	33,368	32,966
Manufacture of plastic products.....	11	95,323	58,106	9,806	37,217	27,410
MANUFACTURE OF OTHER NON-METALLIC MINERAL PRODUCTS ...	85	419,673	213,079	32,083	206,594	174,511
Manufacture of glass and glass products.....	2	22,841	8,276	2,295	14,565	12,270
Manufacture of structural clay products	7	8,662	2,994	866	5,668	4,802
Manufacture of cement, lime and plaster	7	276,798	144,872	23,863	131,926	108,064
Manufacture of articles of concrete, cement and plaster	64	78,157	41,267	2,738	36,891	34,153
Manufacture of non-metallic mineral products n.e.c..	5	33,214	15,670	2,321	17,544	15,223
MANUFACTURE OF BASIC IRON AND STEEL.....	3	282,160	200,064	26,308	82,096	55,788
Manufacture of basic iron and steel.....	3	282,160	200,064	26,308	82,096	55,788
MANUFACTURE OF FABRICATED METAL PRODUCTS EXCEPT MACHINERY AND EQUIPMENT	39	111,147	58,877	10,518	52,270	41,752
Manufacture of structural metal products, tanks, reservoirs and containers of metal	29	19,067	10,726	1,732	8,341	6,609
Manufacture of cutlery, hand tools and general hardware	4	26,126	12,645	2,314	13,481	11,167
Manufacture of other fabricated metal products	6	65,955	35,506	6,472	30,449	23,976
MANUFACTURE OF MACHINERY AND EQUIPMENT N.E.C.	15	9,934	4,656	691	5,278	4,587
Manufacture of pumps, compressors, taps and valves..	1	3,756	1,730	314	2,026	1,712
Manufacture of ovens, furnaces and furnace burners..	5	2,383	1,315	129	1,068	939
Manufacture of other general purpose machinery.....	2	497	220	28	277	250
Manufacture of machinery for food and beverage processing	6	1,675	354	61	1,321	1,260
Manufacture of accumulators, primary cells and and primary batteries	1	1,624	1,038	160	586	427
MANUFACTURE OF MOTOR VEHICLES	13	217,872	168,747	3,011	49,125	46,115
Manufacture of bodies for motor vehicles.....	11	217,747	168,729	3,011	49,018	46,007
Manufacture of parts and accessories for motor vehicles and their engines.....	2	125	17	-	107	107
MANUFACTURE OF FURNITURE; MANUFACTURING N.E.C.	75	66,026	32,733	4,358	33,293	28,935
Manufacture of furniture; manufacturing n.e.c.....	75	66,026	32,733	4,358	33,293	28,935
T O T A L	642	5,799,104	3,076,290	851,185	2,722,813	1,871,628

**NUMBER OF ESTABLISHMENTS, GROSS VALUE OF PRODUCTION, INDUSTRIAL COSTS, INDIRECT TAXES NET
AND CENSUS VALUE ADDED BY INDUSTRIAL GROUP - PUBLIC, 1995/96 (1988 E.F.Y.)**

TABLE 4.32

(IN '000 BIRR)

INDUSTRIAL GROUP	NO. OF ESTAB.	GROSS VALUE OF PRODUCTION	INDUSTRIAL COSTS	INDIRECT TAXES NET	CENSUS VALUE ADDED	
					AT MARKET PRICE	AT FACTOR COST
MANUFACTURE OF FOOD PRODUCTS AND BEVERAGES.....	63	2,036,179	772,017	542,481	1,264,162	721,681
Production, processing and preserving of meat, fruit and vegetables	7	64,345	38,950	5,954	25,395	19,441
Manufacture of vegetable and animal oils and fats...	9	44,998	26,572	3,695	18,426	14,731
Manufacture of dairy products	1	10,384	8,583	490	1,801	1,311
Manufacture of grain mill products	11	282,725	219,325	13,231	63,400	50,169
Manufacture of prepared animal feeds	2	4,011	2,274	277	1,736	1,459
Manufacture of bakery products	5	112,508	75,852	8,251	36,655	28,404
Manufacture of sugar and sugar confectionery	3	576,102	117,190	134,340	458,912	324,572
Manufacture of macaroni and spaghetti.....	2	49,611	25,106	4,293	24,506	20,213
Manufacture of food products n.e.c.	3	36,507	17,459	1,555	19,048	17,493
Distilling, rectifying and blending of spirits	4	51,892	13,781	23,455	38,111	14,656
Manufacture of wines	3	30,173	10,125	9,301	20,049	10,747
Manufacture of malt liquors and malt	5	508,285	128,553	234,719	379,732	145,013
Manufacture of soft drinks & production of mineral waters	8	264,638	88,247	102,920	176,391	73,471
MANUFACTURE OF TOBACCO PRODUCTS	1	244,188	124,103	37,511	120,085	82,574
Manufacture of tobacco products.....	1	244,188	124,103	37,511	120,085	82,574
MANUFACTURE OF TEXTILES	18	680,326	423,064	82,219	257,261	175,042
Spinning, weaving and finishing of textiles	16	624,872	391,465	76,499	233,408	156,909
Manufacture of cordage, rope, twine and netting	2	55,453	31,600	5,720	23,854	18,134
Knitting mills	-	-	-	-	-	-
MANUFACTURE OF WEARING APPAREL, EXCEPT FUR APPAREL....	6	61,420	33,217	12,278	28,203	15,925
Manufacture of wearing apparel except fur apparel...	6	61,420	33,217	12,278	28,203	15,925
TANNING AND DRESSING OF LEATHER; MANUFACTURE OF FOOTWEAR, LUGGAGE AND HANDBAGS	9	501,308	339,365	27,466	161,942	134,477
Tanning and dressing of leather, luggage and handbags	6	409,044	282,845	17,758	126,199	108,441
Manufacture of footwear.....	3	92,264	56,520	9,708	35,744	26,036
MANUFACTURE OF WOOD AND OF PRODUCTS OF WOOD AND CORK, EXCEPT FURNITURE	13	61,052	19,724	6,093	41,328	35,235
Manufacture of wood and of products of wood and cork, except furniture.....	13	61,052	19,724	6,093	41,328	35,235
MANUFACTURE OF PAPER, PAPER PRODUCTS AND PRINTING	9	262,656	131,524	15,448	131,131	115,683
Manufacture of paper and paper products.....	2	120,106	75,084	10,276	45,022	34,746
Publishing and printing services.....	7	142,549	56,440	5,172	86,109	80,937
MANUFACTURE OF CHEMICALS AND CHEMICAL PRODUCTS.....	9	216,601	153,185	18,628	63,416	44,788
Manufacture of basic chemicals, except fertilizers and nitrogen compounds.....	2	5,829	10,401	519	-4,572	-5,091
Manufacture of paints, varnishes and mastics	3	69,317	45,393	7,358	23,924	16,566

NUMBER OF ESTABLISHMENTS, GROSS VALUE OF PRODUCTION, INDUSTRIAL COSTS, INDIRECT TAXES NET
AND CENSUS VALUE ADDED BY INDUSTRIAL GROUP - PUBLIC, 1995/96 (1988 E.F.Y.)

TABLE 4.32 (Cont...)

(IN '000 BIRR)

INDUSTRIAL GROUP	NO.OF ESTAB.	GROSS VALUE OF PRODUCTION	INDUSTRIAL COSTS	INDIRECT TAXES NET	CENSUS VALUE ADDED	
					AT MARKET PRICE	AT FACTOR COST
Manufacture of pharmaceuticals, medicinal chemicals and botanical products.....	1	59,171	38,732	2,829	20,439	17,610
Manufacture of soap and detergents cleaning and polishing, perfumes and toilet preparations.....	3	82,284	58,660	7,922	23,624	15,702
Manufacture of chemical products n.e.c.	-	-	-	-	-	-
MANUFACTURE OF RUBBER AND PLASTIC PROCDUCTS.....	4	164,495	102,038	8,789	62,457	53,668
Manufacture of rubber products.....	1	85,098	55,032	202	30,067	29,865
Manufacture of plastic products.....	3	79,397	47,007	8,588	32,390	23,803
MANUFACTURE OF OTHER NON-METALLIC MINERAL PRODUCTS ...	21	384,230	194,879	30,593	189,351	158,758
Manufacture of glass and glass products.....	1	20,002	6,705	2,188	13,297	11,109
Manufacture of structural clay products	3	6,950	2,473	739	4,478	3,739
Manufacture of cement, lime and plaster	6	276,664	144,797	23,832	131,868	108,036
Manufacture of articles of concrete, cement and plaster	8	66,815	34,898	2,555	31,918	29,362
Manufacture of non-metallic mineral products n.e.c..	3	13,799	6,008	1,279	7,791	6,512
MANUFACTURE OF BASIC IRON AND STEEL.....	3	282,160	200,064	26,308	82,096	55,788
Manufacture of basic iron and steel.....	3	282,160	200,064	26,308	82,096	55,788
MANUFACTURE OF FABRICATED METAL PRODUCTS EXCEPT MACHINERY AND EQUIPMENT	5	82,720	43,941	7,950	38,779	30,829
Manufacture of structural metal products, tanks, reservoirs and containers of metal	-	-	-	-	-	-
Manufacture of cutlery, hand tools and general hardware	3	25,847	12,539	2,314	13,308	10,994
Manufacture of other fabricated metal products	2	56,873	31,402	5,636	25,471	19,835
MANUFACTURE OF MACHINERY AND EQUIPMENT N.E.C.	2	5,379	2,767	474	2,612	2,139
Manufacture of pumps, compressors, taps and valves..	1	3,756	1,730	314	2,026	1,712
Manufacture of ovens, furnaces and furnace burners..	-	-	-	-	-	-
Manufacture of other general purpose machinery.....	-	-	-	-	-	-
Manufacture of machinery for food and beverage processing	-	-	-	-	-	-
Manufacture of accumulators, primary cells and and primary battries	1	1,624	1,038	160	586	427
MANUFACTURE OF MOTOR VEHICLES	1	10,230	1,872	1,184	8,358	7,174
Manufacture of bodies for motor vehicles.....	1	10,230	1,872	1,184	8,358	7,174
Manufacture of parts and accessories for motor vehicles and their engines.....	-	-	-	-	-	-
MANUFACTURE OF FURNITURE; MANUFACTURING N.E.C.	5	15,249	8,643	1,670	6,606	4,936
Manufacture of furniture; manufacturing n.e.c.....	5	15,249	8,643	1,670	6,606	4,936
T O T A L	169	5,008,193	2,550,405	819,090	2,457,787	1,638,697

NUMBER OF ESTABLISHMENTS, GROSS VALUE OF PRODUCTION, INDUSTRIAL COSTS, INDIRECT TAXES NET
AND CENSUS VALUE ADDED BY INDUSTRIAL GROUP - PRIVATE, 1995/96 (1988 E.F.Y.)

TABLE 4.33

(IN '000 BIRR)

INDUSTRIAL GROUP	NO. OF ESTAB.	GROSS VALUE OF PRODUCTION	INDUSTRIAL COSTS	INDIRECT TAXES NET	CENSUS VALUE ADDED	
					AT MARKET PRICE	AT FACTOR COST
MANUFACTURE OF FOOD PRODUCTS AND BEVERAGES.....	111	144,511	101,396	6,514	43,115	36,601
Production, processing and preserving of meat; fruit and vegetables	-	-	-	-	-	-
Manufacture of vegetable and animal oils and fats...	19	16,740	12,973	153	3,767	3,613
Manufacture of dairy products	-	-	-	-	-	-
Manufacture of grain mill products	7	48,740	30,985	2,259	17,755	15,497
Manufacture of prepared animal feeds	-	-	-	-	-	-
Manufacture of bakery products	74	47,814	36,928	190	10,886	10,696
Manufacture of sugar and sugar confectionery	2	1,364	956	14	408	395
Manufacture of macaroni and spaghetti.....	1	3,008	1,526	165	1,482	1,317
Manufacture of food products n.e.c.	2	17,888	13,997	875	3,891	3,016
Distilling, rectifying and blending of spirits	6	8,957	4,031	2,858	4,927	2,069
Manufacture of wines	-	-	-	-	-	-
Manufacture of malt liquors and malt	-	-	-	-	-	-
Manufacture of soft drinks & production of mineral waters	-	-	-	-	-	-
MANUFACTURE OF TOBACCO PRODUCTS	-	-	-	-	-	-
Manufacture of tobacco products.....	-	-	-	-	-	-
MANUFACTURE OF TEXTILES	14	18,914	8,741	1,464	10,173	8,709
Spinning, weaving and finishing of textiles	4	2,811	1,275	66	1,536	1,471
Manufacture of cordage, rope, twine and netting	1	12,807	5,225	1,324	7,581	6,257
Knitting mills	9	3,296	2,241	74	1,055	981
MANUFACTURE OF WEARING APPAREL, EXCEPT FUR APPAREL....	17	10,309	5,774	300	4,535	4,236
Manufacture of wearing apparel except fur apparel...	17	10,309	5,774	300	4,535	4,236
TANNING AND DRESSING OF LEATHER; MANUFACTURE OF FOOTWEAR, LUGGAGE AND HANDBAGS	54	133,192	91,800	4,303	41,392	37,089
Tanning and dressing of leather, luggage and handbags	2	81,851	62,838	12	19,013	19,001
Manufacture of footwear.....	52	51,342	28,962	4,291	22,380	18,089
MANUFACTURE OF WOOD AND OF PRODUCTS OF WOOD AND CORK, EXCEPT FURNITURE	13	5,543	2,738	180	2,805	2,625
Manufacture of wood and of products of wood and cork, except furniture.....	13	5,543	2,738	180	2,805	2,625
MANUFACTURE OF PAPER, PAPER PRODUCTS AND PRINTING	34	28,909	14,816	778	14,093	13,315
Manufacture of paper and paper products.....	3	2,867	1,660	114	1,207	1,092
Publishing and printing services.....	31	26,042	13,156	663	12,886	12,223
MANUFACTURE OF CHEMICALS AND CHEMICAL PRODUCTS.....	26	100,924	60,995	8,347	39,930	31,583
Manufacture of basic chemicals, except fertilizers and nitrogen compounds.....	-	-	-	-	-	-
Manufacture of paints, varnishes and mastics	2	11,055	6,166	1,133	4,889	3,756

NUMBER OF ESTABLISHMENTS, GROSS VALUE OF PRODUCTION, INDUSTRIAL COSTS, INDIRECT TAXES NET
AND CENSUS VALUE ADDED BY INDUSTRIAL GROUP - PRIVATE, 1995/96 (1988 E.F.Y.)

TABLE 4.33 (Cont...)

(IN '000 BIRR)

INDUSTRIAL GROUP	NO.OF ESTAB.	GROSS VALUE OF PRODUCTION	INDUSTRIAL COSTS	INDIRECT TAXES NET	CENSUS VALUE ADDED	
					AT MARKET PRICE	AT FACTOR COST
Manufacture of pharmaceuticals, medicinal chemicals and botanical products.....	1	174	46	11	128	116
Manufacture of soap and detergents cleaning and polishing, perfumes and toilet preparations.....	20	79,471	50,541	6,066	28,929	22,863
Manufacture of chemical products n.e.c.	3	10,225	4,241	1,136	5,983	4,848
MANUFACTURE OF RUBBER AND PLASTIC PROCDUCTS.....	11	21,765	13,637	1,419	8,128	6,708
Manufacture of rubber products.....	3	5,839	2,538	200	3,301	3,101
Manufacture of plastic products.....	8	15,926	11,099	1,219	4,826	3,607
MANUFACTURE OF OTHER NON-METALLIC MINERAL PRODUCTS ...	64	35,443	18,200	1,490	17,243	15,753
Manufacture of glass and glass products.....	1	2,840	1,572	107	1,268	1,161
Manufacture of structural clay products	4	1,712	522	127	1,190	1,063
Manufacture of cement, lime and plaster	1	134	75	31	59	28
Manufacture of articles of concrete, cement and plaster	56	11,342	6,369	183	4,973	4,790
Manufacture of non-metallic mineral products n.e.c..	2	19,415	9,662	1,042	9,753	8,711
MANUFACTURE OF BASIC IRON AND STEEL.....	-	-	-	-	-	-
Manufacture of basic iron and steel.....	-	-	-	-	-	-
MANUFACTURE OF FABRICATED METAL PRODUCTS EXCEPT MACHINERY AND EQUIPMENT	34	28,427	14,936	2,568	13,491	10,923
Manufacture of structural metal products, tanks, reservoirs and containers of metal	29	19,067	10,726	1,732	8,341	6,609
Manufacture of cutlery, hand tools and general hardware	1	279	106	-	173	173
Manufacture of other fabricated metal products	4	9,082	4,104	836	4,978	4,142
MANUFACTURE OF MACHINERY AND EQUIPMENT N.E.C.	13	4,555	1,888	218	2,666	2,449
Manufacture of pumps, compressors, taps and valves..	-	-	-	-	-	-
Manufacture of ovens, furnaces and furnace burners..	5	2,383	1,315	129	1,068	939
Manufacture of other general purpose machinery.....	2	497	220	28	277	250
Manufacture of machinery for food and beverage processing	6	1,675	354	61	1,321	1,260
Manufacture of accumulators, primary cells and and primary batteries	-	-	-	-	-	-
MANUFACTURE OF MOTOR VEHICLES	12	207,642	166,875	1,827	40,767	38,940
Manufacture of bodies for motor vehicles.....	10	207,517	166,858	1,827	40,660	38,833
Manufacture of parts and accessories for motor vehicles and their engines.....	2	125	17	-	107	107
MANUFACTURE OF FURNITURE; MANUFACTURING N.E.C.	70	50,777	24,090	2,688	26,687	23,999
Manufacture of furniture; manufacturing n.e.c.....	70	50,777	24,090	2,688	26,687	23,999
T O T A L	473	790,911	525,885	32,095	265,026	232,931

NUMBER OF ESTABLISHMENTS, GROSS VALUE OF PRODUCTION, INDUSTRIAL AND NON-INDUSTRIAL COSTS, INDIRECT TAXES
NET AND VALUE ADDED IN THE NATIONAL ACCOUNT CONCEPT BY INDUSTRIAL GROUP
PUBLIC AND PRIVATE - 1995/96(1988 E.F.Y.)

TABLE 4.34

(IN '000 BIRR)

INDUSTRIAL GROUP	NO.OF ESTAB.	GROSS VALUE OF PRODUCTION	INDUSTRIAL AND NON- INDUSTRIAL COSTS	INDIRECT TAXES NET	VALUE ADDED IN THE NATIONAL ACCOUNT CONCEPT	
					AT MARKET PRICE	AT FACTOR COST
MANUFACTURE OF FOOD PRODUCTS AND BEVERAGES.....	174	2,180,690	975,764	548,995	1,204,926	655,930
Production, processing and preserving of meat, fruit and vegetables	7	64,345	45,236	5,954	19,109	13,155
Manufacture of vegetable and animal oils and fats....	28	61,738	43,022	3,848	18,716	14,868
Manufacture of dairy products	1	10,384	9,504	490	880	390
Manufacture of grain mill products	18	331,465	259,767	15,490	71,698	56,208
Manufacture of prepared animal feeds	2	4,011	2,664	277	1,347	1,070
Manufacture of bakery products	79	160,321	117,968	8,442	42,353	33,911
Manufacture of sugar and sugar confectionery	5	577,466	136,703	134,354	440,762	306,409
Manufacture of macaroni and spaghetti.....	3	52,620	28,067	4,458	24,552	20,094
Manufacture of food products n.e.c.	5	54,395	35,854	2,430	18,541	16,111
Distilling, rectifying and blending of spirits	10	60,849	20,717	26,313	40,132	13,819
Manufacture of wines	3	30,173	12,676	9,301	17,497	8,196
Manufacture of malt liquors and malt	5	508,285	153,084	234,719	355,200	120,482
Manufacture of soft drinks & production of mineral waters	8	264,638	110,500	102,920	154,138	51,218
MANUFACTURE OF TOBACCO PRODUCTS	1	244,188	129,670	37,511	114,518	77,008
Manufacture of tobacco products.....	1	244,188	129,670	37,511	114,518	77,008
MANUFACTURE OF TEXTILES	32	699,239	458,921	83,683	240,319	156,636
Spinning, weaving and finishing of textiles	20	627,684	415,446	76,565	212,238	135,673
Manufacture of cordage, rope, twine and netting	3	68,260	41,036	7,044	27,224	20,180
Knitting mills	9	3,296	2,439	74	857	783
MANUFACTURE OF WEARING APPAREL, EXCEPT FUR APPAREL.....	23	71,729	43,981	12,578	27,748	15,170
Manufacture of wearing apparel except fur apparel.....	23	71,729	43,981	12,578	27,748	15,170
TANNING AND DRESSING OF LEATHER; MANUFACTURE OF FOOTWEAR, LUGGAGE AND HANDBAGS	63	634,500	456,949	31,769	177,551	145,782
Tanning and dressing of leather, luggage and handbags.	8	490,895	366,560	17,770	124,335	106,565
Manufacture of footwear.....	55	143,605	90,389	13,999	53,216	39,217
MANUFACTURE OF WOOD AND OF PRODUCTS OF WOOD AND CORK, EXCEPT FURNITURE	26	66,595	28,193	6,273	38,402	32,130
Manufacture of wood and of products of wood and cork, except furniture.....	26	66,595	28,193	6,273	38,402	32,130
MANUFACTURE OF PAPER, PAPER PRODUCTS AND PRINTING	43	291,564	169,376	16,226	122,188	105,962
Manufacture of paper and paper products.....	5	122,973	85,159	10,391	37,814	27,424
Publishing and printing services.....	38	168,591	84,217	5,835	84,374	78,539
MANUFACTURE OF CHEMICALS AND CHEMICAL PRODUCTS.....	35	317,525	239,808	26,974	77,717	50,743
Manufacture of basic chemicals, except fertilizers and nitrogen compounds.....	2	5,829	24,933	519	-19,105	-19,623
Manufacture of paints, varnishes and mastics	5	80,373	54,657	8,491	25,715	17,224

NUMBER OF ESTABLISHMENTS, GROSS VALUE OF PRODUCTION, INDUSTRIAL AND NON-INDUSTRIAL COSTS, INDIRECT TAXES
NET AND VALUE ADDED IN THE NATIONAL ACCOUNT CONCEPT BY INDUSTRIAL GROUP
PUBLIC AND PRIVATE - 1995/96(1988 E.F.Y.)

TABLE 4.34 (Contd..)

(IN '000 BIRR)

INDUSTRIAL GROUP	NO.OF ESTAB.	GROSS VALUE OF PRODUCTION	INDUSTRIAL AND NON- INDUSTRIAL COSTS	INDIRECT TAXES NET	VALUE ADDED IN THE NATIONAL ACCOUNT CONCEPT	
					AT MARKET PRICE	AT FACTOR COST
Manufacture of pharmaceuticals, medicinal chemicals and botanical products.....	2	59,345	41,428	2,840	17,917	15,076
Manufacture of soap and detergents cleaning and polishing, perfumes and toilet preparations.....	23	161,754	112,920	13,988	48,834	34,847
Manufacture of chemical products n.e.c.	3	10,225	5,869	1,136	4,356	3,220
MANUFACTURE OF RUBBER AND PLASTIC PROCDUCTS.....	15	186,260	123,149	10,209	63,112	52,903
Manufacture of rubber products.....	4	90,938	61,994	402	28,944	28,542
Manufacture of plastic products.....	11	95,323	61,155	9,806	34,168	24,362
MANUFACTURE OF OTHER NON-METALLIC MINERAL PRODUCTS	85	419,673	236,275	32,083	183,398	151,315
Manufacture of glass and glass products.....	2	22,841	10,085	2,295	12,757	10,461
Manufacture of structural clay products	7	8,662	3,848	866	4,814	3,948
Manufacture of cement, lime and plaster	7	276,798	157,133	23,863	119,665	95,803
Manufacture of articles of concrete, cement and plaster	64	78,157	47,329	2,738	30,828	28,090
Manufacture of non-metallic mineral products n.e.c....	5	33,214	17,880	2,321	15,334	13,013
MANUFACTURE OF BASIC IRON AND STEEL.....	3	282,160	203,569	26,308	78,591	52,284
Manufacture of basic iron and steel.....	3	282,160	203,569	26,308	78,591	52,284
MANUFACTURE OF FABRICATED METAL PRODUCTS EXCEPT MACHINERY AND EQUIPMENT	39	111,147	68,465	10,518	42,683	32,164
Manufacture of structural metal products, tanks, reservoirs and containers of metal	29	19,067	11,838	1,732	7,229	5,497
Manufacture of cutlery, hand tools and general hardware	4	26,126	16,284	2,314	9,842	7,528
Manufacture of other fabricated metal products	6	65,955	40,343	6,472	25,612	19,139
MANUFACTURE OF MACHINERY AND EQUIPMENT N.E.C.	15	9,934	5,599	691	4,335	3,644
Manufacture of pumps, compressors, taps and valves...	1	3,756	2,286	314	1,470	1,156
Manufacture of ovens, furnaces and furnace burners...	5	2,383	1,386	129	997	868
Manufacture of other general purpose machinery.....	2	497	256	28	241	213
Manufacture of machinery for food and beverage processing	6	1,675	422	61	1,253	1,192
Manufacture of accumulators, primary cells and and primary batteries	1	1,624	1,249	160	375	215
MANUFACTURE OF MOTOR VEHICLES	13	217,872	177,375	3,011	40,497	37,486
Manufacture of bodies for motor vehicles.....	11	217,747	177,344	3,011	40,404	37,393
Manufacture of parts and accessories for motor vehicles and their engines.....	2	125	31	-	93	93
MANUFACTURE OF FURNITURE; MANUFACTURING N.E.C.	75	66,026	36,987	4,358	29,039	24,681
Manufacture of furniture; manufacturing n.e.c.....	75	66,026	36,987	4,358	29,039	24,681
T O T A L	642	5,799,104	3,354,080	851,185	2,445,024	1,593,839

NUMBER OF ESTABLISHMENTS, GROSS VALUE OF PRODUCTION, INDUSTRIAL AND NON-INDUSTRIAL COSTS, INDIRECT TAXES
NET AND VALUE ADDED IN THE NATIONAL ACCOUNT CONCEPT BY INDUSTRIAL GROUP
PUBLIC - 1995/96(1988 E.F.Y.)

TABLE 4.35

(IN '000 BIRR)

INDUSTRIAL GROUP	NO. OF ESTAB.	GROSS VALUE OF PRODUCTION	INDUSTRIAL AND NON- INDUSTRIAL COSTS	INDIRECT TAXES NET	VALUE ADDED IN THE NATIONAL ACCOUNT CONCEPT	
					AT MARKET PRICE	AT FACTOR COST
MANUFACTURE OF FOOD PRODUCTS AND BEVERAGES.....	63	2,036,179	868,307	542,481	1,167,872	625,391
Production, processing and preserving of meat, fruit and vegetables	7	64,345	45,236	5,954	19,109	13,155
Manufacture of vegetable and animal oils and fats....	9	44,998	29,807	3,695	15,191	11,496
Manufacture of dairy products	1	10,384	9,504	490	880	390
Manufacture of grain mill products	11	282,725	226,722	13,231	56,004	42,772
Manufacture of prepared animal feeds	2	4,011	2,664	277	1,347	1,070
Manufacture of bakery products	5	112,508	79,349	8,251	33,158	24,907
Manufacture of sugar and sugar confectionery	3	576,102	135,740	134,340	440,362	306,021
Manufacture of macaroni and spaghetti	2	49,611	26,367	4,293	23,244	18,952
Manufacture of food products n.e.c.	3	36,507	20,633	1,555	15,874	14,320
Distilling, rectifying and blending of spirits	4	51,892	16,024	23,455	35,868	12,413
Manufacture of wines	3	30,173	12,676	9,301	17,497	8,196
Manufacture of malt liquors and malt	5	508,285	153,084	234,719	355,200	120,482
Manufacture of soft drinks & production of mineral waters	8	264,638	110,500	102,920	154,138	51,218
MANUFACTURE OF TOBACCO PRODUCTS	1	244,188	129,670	37,511	114,518	77,008
Manufacture of tobacco products	1	244,188	129,670	37,511	114,518	77,008
MANUFACTURE OF TEXTILES	18	680,326	448,545	82,219	231,780	149,561
Spinning, weaving and finishing of textiles	16	624,872	413,908	76,499	210,964	134,465
Manufacture of cordage, rope, twine and netting	2	55,453	34,637	5,720	20,816	15,096
Knitting mills	-	-	-	-	-	-
MANUFACTURE OF WEARING APPAREL, EXCEPT FUR APPAREL.....	6	61,420	37,511	12,278	23,909	11,631
Manufacture of wearing apparel except fur apparel....	6	61,420	37,511	12,278	23,909	11,631
TANNING AND DRESSING OF LEATHER; MANUFACTURE OF FOOTWEAR, LUGGAGE AND HANDBAGS	9	501,308	357,875	27,466	143,433	115,967
Tanning and dressing of leather, luggage and handbags.	6	409,044	297,990	17,758	111,054	93,296
Manufacture of footwear	3	92,264	59,885	9,708	32,379	22,671
MANUFACTURE OF WOOD AND OF PRODUCTS OF WOOD AND CORK, EXCEPT FURNITURE	13	61,052	25,082	6,093	35,971	29,878
Manufacture of wood and of products of wood and cork, except furniture	13	61,052	25,082	6,093	35,971	29,878
MANUFACTURE OF PAPER, PAPER PRODUCTS AND PRINTING	9	262,656	151,799	15,448	110,856	95,408
Manufacture of paper and paper products	2	120,106	83,302	10,276	36,804	26,528
Publishing and printing services	7	142,549	68,497	5,172	74,052	68,880
MANUFACTURE OF CHEMICALS AND CHEMICAL PRODUCTS.....	9	216,601	173,983	18,628	42,618	23,990
Manufacture of basic chemicals, except fertilizers and nitrogen compounds	2	5,829	24,933	519	-19,105	-19,623
Manufacture of paints, varnishes and mastics	3	69,317	47,175	7,358	22,142	14,784

NUMBER OF ESTABLISHMENTS, GROSS VALUE OF PRODUCTION, INDUSTRIAL AND NON-INDUSTRIAL COSTS, INDIRECT TAXES
NET AND VALUE ADDED IN THE NATIONAL ACCOUNT CONCEPT BY INDUSTRIAL GROUP
PUBLIC - 1995/96(1988 E.F.Y.)

TABLE 4.35 (Contd..)

(IN '000 BIRR)

INDUSTRIAL GROUP	NO.OF ESTAB.	GROSS VALUE OF PRODUCTION	INDUSTRIAL AND NON- INDUSTRIAL COSTS	INDIRECT TAXES NET	VALUE ADDED IN THE NATIONAL ACCOUNT CONCEPT	
					AT MARKET PRICE	AT FACTOR COST
Manufacture of pharmaceuticals, medicinal chemicals and botanical products.....	1	59,171	41,304	2,829	17,868	15,039
Manufacture of soap and detergents cleaning and polishing, perfumes and toilet preparations.....	3	82,284	60,571	7,922	21,713	13,791
Manufacture of chemical products n.e.c.	-	-	-	-	-	-
MANUFACTURE OF RUBBER AND PLASTIC PROCDUCTS.....	4	164,495	108,176	8,789	56,319	47,530
Manufacture of rubber products.....	1	85,098	58,690	202	26,408	26,207
Manufacture of plastic products.....	3	79,397	49,486	8,588	29,911	21,323
MANUFACTURE OF OTHER NON-METALLIC MINERAL PRODUCTS	21	384,230	216,988	30,593	167,243	136,649
Manufacture of glass and glass products.....	1	20,002	8,426	2,188	11,576	9,388
Manufacture of structural clay products	3	6,950	3,268	739	3,682	2,944
Manufacture of cement, lime and plaster	6	276,664	157,054	23,832	119,611	95,779
Manufacture of articles of concrete, cement and plaster	8	66,815	40,488	2,555	26,327	23,772
Manufacture of non-metallic mineral products n.e.c....	3	13,799	7,752	1,279	6,046	4,767
MANUFACTURE OF BASIC IRON AND STEEL.....	3	282,160	203,569	26,308	78,591	52,284
Manufacture of basic iron and steel.....	3	282,160	203,569	26,308	78,591	52,284
MANUFACTURE OF FABRICATED METAL PRODUCTS EXCEPT MACHINERY AND EQUIPMENT	5	82,720	51,890	7,950	30,830	22,880
Manufacture of structural metal products, tanks, reservoirs and containers of metal	-	-	-	-	-	-
Manufacture of cutlery, hand tools and general hardware	3	25,847	16,173	2,314	9,673	7,359
Manufacture of other fabricated metal products	2	56,873	35,716	5,636	21,157	15,520
MANUFACTURE OF MACHINERY AND EQUIPMENT N.E.C.	2	5,379	3,535	474	1,844	1,371
Manufacture of pumps, compressors, taps and valves...	1	3,756	2,286	314	1,470	1,156
Manufacture of ovens, furnaces and furnace burners...	-	-	-	-	-	-
Manufacture of other general purpose machinery.....	-	-	-	-	-	-
Manufacture of machinery for food and beverage processing	-	-	-	-	-	-
Manufacture of accumulators, primary cells and and primary batteries	1	1,624	1,249	160	375	215
MANUFACTURE OF MOTOR VEHICLES	1	10,230	2,245	1,184	7,985	6,801
Manufacture of bodies for motor vehicles.....	1	10,230	2,245	1,184	7,985	6,801
Manufacture of parts and accessories for motor vehicles and their engines.....	-	-	-	-	-	-
MANUFACTURE OF FURNITURE; MANUFACTURING N.E.C.	5	15,249	9,343	1,670	5,906	4,236
Manufacture of furniture; manufacturing n.e.c.....	5	15,249	9,343	1,670	5,906	4,236
T O T A L	169	5,008,193	2,788,518	819,090	2,219,675	1,400,585

NUMBER OF ESTABLISHMENTS, GROSS VALUE OF PRODUCTION, INDUSTRIAL AND NON-INDUSTRIAL COSTS, INDIRECT TAXES
NET AND VALUE ADDED IN THE NATIONAL ACCOUNT CONCEPT BY INDUSTRIAL GROUP
PRIVATE - 1995/96(1988 E.F.Y.)

TABLE 4.36

(IN '000 BIRR)

INDUSTRIAL GROUP	NO.OF ESTAB.	GROSS VALUE OF PRODUCTION	INDUSTRIAL AND NON- INDUSTRIAL COSTS	INDIRECT TAXES NET	VALUE ADDED IN THE NATIONAL ACCOUNT CONCEPT	
					AT MARKET PRICE	AT FACTOR COST
MANUFACTURE OF FOOD PRODUCTS AND BEVERAGES.....	111	144,511	107,458	6,514	37,053	30,539
Production, processing and preserving of meat, fruit and vegetables	-	-	-	-	-	-
Manufacture of vegetable and animal oils and fats....	19	16,740	13,215	153	3,525	3,372
Manufacture of dairy products	-	-	-	-	-	-
Manufacture of grain mill products	7	48,740	33,045	2,259	15,695	13,436
Manufacture of prepared animal feeds	-	-	-	-	-	-
Manufacture of bakery products	74	47,814	38,619	190	9,195	9,004
Manufacture of sugar and sugar confectionery	2	1,364	963	14	401	387
Manufacture of macaroni and spaghetti.....	1	3,008	1,700	165	1,308	1,143
Manufacture of food products n.e.c.	2	17,888	15,222	875	2,666	1,791
Distilling, rectifying and blending of spirits	6	8,957	4,693	2,858	4,264	1,407
Manufacture of wines	-	-	-	-	-	-
Manufacture of malt liquors and malt	-	-	-	-	-	-
Manufacture of soft drinks & production of mineral waters	-	-	-	-	-	-
MANUFACTURE OF TOBACCO PRODUCTS	-	-	-	-	-	-
Manufacture of tobacco products.....	-	-	-	-	-	-
MANUFACTURE OF TEXTILES	14	18,914	10,375	1,464	8,538	7,074
Spinning, weaving and finishing of textiles	4	2,811	1,538	66	1,273	1,208
Manufacture of cordage, rope, twine and netting	1	12,807	6,399	1,324	6,408	5,084
Knitting mills	9	3,296	2,439	74	857	783
MANUFACTURE OF WEARING APPAREL, EXCEPT FUR APPAREL.....	17	10,309	6,470	300	3,839	3,539
Manufacture of wearing apparel except fur apparel....	17	10,309	6,470	300	3,839	3,539
TANNING AND DRESSING OF LEATHER; MANUFACTURE OF FOOTWEAR, LUGGAGE AND HANDBAGS	54	133,192	99,074	4,303	34,118	29,815
Tanning and dressing of leather, luggage and handbags.	2	81,851	68,570	12	13,281	13,269
Manufacture of footwear.....	52	51,342	30,505	4,291	20,837	16,546
MANUFACTURE OF WOOD AND OF PRODUCTS OF WOOD AND CORK, EXCEPT FURNITURE	13	5,543	3,111	180	2,432	2,252
Manufacture of wood and of products of wood and cork, except furniture.....	13	5,543	3,111	180	2,432	2,252
MANUFACTURE OF PAPER, PAPER PRODUCTS AND PRINTING	34	28,909	17,577	778	11,332	10,554
Manufacture of paper and paper products.....	3	2,867	1,857	114	1,010	896
Publishing and printing services.....	31	26,042	15,720	663	10,322	9,659
MANUFACTURE OF CHEMICALS AND CHEMICAL PRODUCTS.....	26	100,924	65,825	8,347	35,100	26,753
Manufacture of basic chemicals, except fertilizers and nitrogen compounds.....	-	-	-	-	-	-
Manufacture of paints, varnishes and mastics	2	11,055	7,482	1,133	3,573	2,440

NUMBER OF ESTABLISHMENTS, GROSS VALUE OF PRODUCTION, INDUSTRIAL AND NON-INDUSTRIAL COSTS, INDIRECT TAXES
NET AND VALUE ADDED IN THE NATIONAL ACCOUNT CONCEPT BY INDUSTRIAL GROUP
PRIVATE - 1995/96(1988 E.F.Y.)

TABLE 4.36 (Contd..)

(IN '000 BIRR)

INDUSTRIAL GROUP	NO.OF ESTAB.	GROSS VALUE OF PRODUCTION	INDUSTRIAL AND NON- INDUSTRIAL COSTS	INDIRECT TAXES NET	VALUE ADDED IN THE NATIONAL ACCOUNT CONCEPT	
					AT MARKET PRICE	AT FACTOR COST
Manufacture of pharmaceuticals, medicinal chemicals and botanical products.....	1	174	125	11	49	38
Manufacture of soap and detergents cleaning and polishing, perfumes and toilet preparations.....	20	79,471	52,349	6,066	27,121	21,056
Manufacture of chemical products n.e.c.	3	10,225	5,869	1,136	4,356	3,220
MANUFACTURE OF RUBBER AND PLASTIC PRODUCTS.....	11	21,765	14,972	1,419	6,793	5,373
Manufacture of rubber products.....	3	5,839	3,304	200	2,536	2,335
Manufacture of plastic products.....	8	15,926	11,668	1,219	4,257	3,038
MANUFACTURE OF OTHER NON-METALLIC MINERAL PRODUCTS	64	35,443	19,287	1,490	16,155	14,666
Manufacture of glass and glass products.....	1	2,840	1,659	107	1,181	1,073
Manufacture of structural clay products	4	1,712	580	127	1,131	1,004
Manufacture of cement, lime and plaster	1	134	80	31	54	24
Manufacture of articles of concrete, cement and plaster	56	11,342	6,841	183	4,501	4,319
Manufacture of non-metallic mineral products n.e.c....	2	19,415	10,127	1,042	9,288	8,246
MANUFACTURE OF BASIC IRON AND STEEL.....	-	-	-	-	-	-
Manufacture of basic iron and steel.....	-	-	-	-	-	-
MANUFACTURE OF FABRICATED METAL PRODUCTS EXCEPT MACHINERY AND EQUIPMENT	34	28,427	16,575	2,568	11,853	9,284
Manufacture of structural metal products, tanks, reservoirs and containers of metal	29	19,067	11,838	1,732	7,229	5,497
Manufacture of cutlery, hand tools and general hardware	1	279	110	-	169	169
Manufacture of other fabricated metal products	4	9,082	4,627	836	4,455	3,619
MANUFACTURE OF MACHINERY AND EQUIPMENT N.E.C.	13	4,555	2,064	218	2,491	2,273
Manufacture of pumps, compressors, taps and valves...	-	-	-	-	-	-
Manufacture of ovens, furnaces and furnace burners...	5	2,383	1,386	129	997	868
Manufacture of other general purpose machinery.....	2	497	256	28	241	213
Manufacture of machinery for food and beverage processing	6	1,675	422	61	1,253	1,192
Manufacture of accumulators, primary cells and and primary batteries	-	-	-	-	-	-
MANUFACTURE OF MOTOR VEHICLES	12	207,642	175,130	1,827	32,512	30,685
Manufacture of bodies for motor vehicles.....	10	207,517	175,099	1,827	32,419	30,592
Manufacture of parts and accessories for motor vehicles and their engines.....	2	125	31	-	93	93
MANUFACTURE OF FURNITURE; MANUFACTURING N.E.C.	70	50,777	27,644	2,688	23,133	20,445
Manufacture of furniture; manufacturing n.e.c.....	70	50,777	27,644	2,688	23,133	20,445
T O T A L	473	790,911	565,562	32,095	225,349	193,254

**GROSS VALUE OF PRODUCTION IN PRODUCERS' VALUES BY INDUSTRIAL GROUP - PUBLIC AND PRIVATE
1995/96(1988 E.F.Y.)**

TABLE 4.37

(IN '000 BIRR)

INDUSTRIAL GROUP	NO. OF ESTAB.	REVENUE FROM SALES	RECEIPTS FROM INDUSTRIAL SERVICES RENDERED TO OTHERS	RECEIPTS OF PRODUCTS BOUGHT AND RESOLD	OTHER RECEIPTS	DIFFERENCE OF STOCKS IN		GROSS VALUE OF PRODUCTION IN PRODUCERS' VALUES
						FINISHED GOODS	SEMI- FINISHED GOODS	
MANUFACTURE OF FOOD PRODUCTS AND BEVERAGES.....	174	2,162,634	9,609	11,504	24,539	-29,407	1,811	2,180,690
Production, processing and preserving of meat, fruit and vegetables.....	7	49,086	3,983	7,384	2,687	1,467	-263	64,345
Manufacture of vegetable and animal oils and fats...	28	56,888	335	5	1,035	3,588	-113	61,738
Manufacture of dairy products	1	9,735	-	-	454	195	-	10,384
Manufacture of grain mill products	18	316,599	2,669	122	8,841	3,226	8	331,465
Manufacture of prepared animal feeds	2	4,028	-	-	74	-91	-	4,011
Manufacture of bakery products	79	157,995	478	351	1,212	394	-109	160,321
Manufacture of sugar and sugar confectionery	5	617,031	1,018	-	3,263	-43,877	31	577,466
Manufacture of macaroni and spaghetti.....	3	50,575	1,115	-	287	642	-	52,620
Manufacture of food products n.e.c.	5	59,962	-	-	320	-5,668	-219	54,395
Distilling, rectifying and blending of spirits	10	58,992	-	17	8	1,775	57	60,849
Manufacture of wines	3	30,042	-	-	184	197	-249	30,173
Manufacture of malt liquors and malt	5	492,164	11	897	4,250	8,492	2,470	508,285
Manufacture of soft drinks & production of mineral waters	8	259,535	-	2,727	1,924	254	198	264,638
MANUFACTURE OF TOBACCO PRODUCTS	1	243,486	-	-	281	419	1	244,188
Manufacture of tobacco products.....	1	243,486	-	-	281	419	1	244,188
MANUFACTURE OF TEXTILES	32	629,126	10,377	7,330	16,314	34,087	2,005	699,239
Spinning, weaving and finishing of textiles	20	559,184	10,377	201	12,348	43,681	1,894	627,684
Manufacture of cordage, rope, twine and netting	3	66,040	-	7,129	3,966	-8,983	108	68,260
Knitting mills	9	3,902	-	-	-	-611	4	3,296
MANUFACTURE OF WEARING APPAREL, EXCEPT FUR APPAREL....	23	69,356	1,189	829	952	-193	-405	71,729
Manufacture of wearing apparel except fur apparel....	23	69,356	1,189	829	952	-193	-405	71,729
TANNING AND DRESSING OF LEATHER; MANUFACTURE OF FOOTWEAR, LUGGAGE AND HANDBAGS	63	591,973	201	3,058	4,196	30,478	4,595	634,500
Tanning and dressing of leather, luggage and handbags	8	458,532	41	-	3,302	26,362	2,657	490,895
Manufacture of footwear.....	55	133,441	159	3,058	893	4,116	1,937	143,605
MANUFACTURE OF WOOD AND OF PRODUCTS OF WOOD AND CORK, EXCEPT FURNITURE	26	65,673	426	100	1,379	-1,438	454	66,595
Manufacture of wood and of products of wood and cork, except furniture.....	26	65,673	426	100	1,379	-1,438	454	66,595
MANUFACTURE OF PAPER, PAPER PRODUCTS AND PRINTING	43	246,286	22,412	323	8,183	13,933	428	291,564
Manufacture of paper and paper products.....	5	110,157	48	-	317	13,084	-633	122,973
Publishing and printing services.....	38	136,129	22,364	323	7,866	849	1,061	168,591
MANUFACTURE OF CHEMICALS AND CHEMICAL PRODUCTS.....	35	299,960	137	7,922	8,116	958	433	317,525
Manufacture of basic chemicals, except fertilizers and nitrogen compounds.....	2	6,228	107	-	650	-1,573	416	5,829
Manufacture of paints, varnishes and mastics	5	79,276	26	-	1,247	271	-447	80,373

**GROSS VALUE OF PRODUCTION IN PRODUCERS' VALUES BY INDUSTRIAL GROUP - PUBLIC AND PRIVATE
1995/96(1988 E.F.Y.)**

TABLE 4.37 (Contd..)

(IN '000 BIRR)

INDUSTRIAL GROUP	NO.OF ESTAB.	REVENUE FROM SALES	RECEIPTS FROM INDUSTRIAL SERVICES RENDERED TO OTHERS	RECEIPTS OF PRODUCTS BOUGHT AND RESOLD	OTHER RECEIPTS	DIFFERENCE OF STOCKS IN		GROSS VALUE OF PRODUCTION IN PRODUCERS' VALUES
						FINISHED GOODS	SEMI- FINISHED GOODS	
Manufacture of pharmaceuticals, medicinal chemicals and botanical products.....	2	59,635	-	-	201	-824	333	59,345
Manufacture of soap and detergents cleaning and polishing, perfumes and toilet preparations.....	23	144,263	4	7,922	5,990	3,445	131	161,754
Manufacture of chemical products n.e.c.	3	10,557	-	-	28	-361	-	10,225
MANUFACTURE OF RUBBER AND PLASTIC PRODCUTS.....	15	173,102	626	2,288	1,402	2,988	5,855	186,260
Manufacture of rubber products.....	4	80,021	513	59	962	5,064	4,319	90,938
Manufacture of plastic products.....	11	93,081	114	2,229	440	-2,076	1,535	95,323
MANUFACTURE OF OTHER NON-METALLIC MINERAL PRODUCTS ...	85	367,280	977	32,404	8,922	3,165	6,926	419,673
Manufacture of glass and glass products.....	2	23,343	-	-	316	-277	-541	22,841
Manufacture of structural clay products	7	8,269	575	-	440	-231	-392	8,662
Manufacture of cement, lime and plaster	7	271,977	392	451	1,849	630	1,499	276,798
Manufacture of articles of concrete, cement and plaster	64	39,685	9	31,953	6,317	102	91	78,157
Manufacture of non-metallic mineral products n.e.c..	5	24,005	-	-	-	2,940	6,268	33,214
MANUFACTURE OF BASIC IRON AND STEEL.....	3	264,524	197	1,401	2,186	14,833	-982	282,160
Manufacture of basic iron and steel.....	3	264,524	197	1,401	2,186	14,833	-982	282,160
MANUFACTURE OF FABRICATED METAL PRODUCTS EXCEPT MACHINERY AND EQUIPMENT	39	100,159	1,043	3,359	4,349	1,708	529	111,147
Manufacture of structural metal products, tanks, reservoirs and containers of metal	29	17,155	511	1,571	52	25	-247	19,067
Manufacture of cutlery, hand tools and general hardware	4	21,822	47	1,788	360	2,035	73	26,126
Manufacture of other fabricated metal products	6	61,182	485	-	3,937	-352	703	65,955
MANUFACTURE OF MACHINERY AND EQUIPMENT N.E.C.	15	8,343	511	-	265	430	386	9,934
Manufacture of pumps, compressors, taps and valves..	1	2,930	12	-	224	389	201	3,756
Manufacture of ovens, furnaces and furnace burners..	5	2,113	239	-	-	13	17	2,383
Manufacture of other general purpose machinery.....	2	399	4	-	-	49	45	497
Manufacture of machinery for food and beverage processing	6	1,410	255	-	12	5	-7	1,675
Manufacture of accumulators, primary cells and and primary batteries	1	1,491	-	-	29	-26	130	1,624
MANUFACTURE OF MOTOR VEHICLES	13	179,406	5,056	22,039	3,793	7,605	-27	217,872
Manufacture of bodies for motor vehicles.....	11	179,339	5,013	22,039	3,778	7,605	-27	217,747
Manufacture of parts and accessories for motor vehicles and their engines.....	2	67	42	-	15	-	-	125
MANUFACTURE OF FURNITURE; MANUFACTURING N.E.C.	75	60,263	643	1,139	419	3,269	293	66,026
Manufacture of furniture; manufacturing n.e.c.....	75	60,263	643	1,139	419	3,269	293	66,026
T O T A L	642	5,461,571	53,402	93,696	85,297	82,836	22,301	5,799,104

**ACTUAL SALES REVENUE AS PERCENTAGE OF YEARLY CAPACITY BY INDUSTRIAL GROUP
PUBLIC AND PRIVATE - 1995/96(1988 E.F.Y.)**

TABLE 4.38

(IN '000 BIRR)

INDUSTRIAL GROUP	ACTUAL SALES REVENUE	SALES REVENUE AT FULL CAPACITY (AT MARKET PRICE)	ACTUAL SALES REVENUE AS % OF YEARLY CAPACITY	DEMAND OF RAW MATERIALS CONSUMPTION AT FULL CAPACITY
MANUFACTURE OF FOOD PRODUCTS AND BEVERAGES.....	2,162,634	3,322,223	65.10	1,545,787
Production, processing and preserving of meat, fruit and vegetables	49,086	411,065	11.94	187,216
Manufacture of vegetable and animal oils and fats...	56,888	250,109	22.75	187,261
Manufacture of dairy products	9,735	44,322	21.96	41,214
Manufacture of grain mill products	316,599	610,777	51.84	424,790
Manufacture of prepared animal feeds	4,028	19,466	20.69	11,602
Manufacture of bakery products	157,995	237,689	66.47	161,303
Manufacture of sugar and sugar confectionery	617,031	610,715	101.03	148,455
Manufacture of macaroni and spaghetti.....	50,575	62,033	81.53	32,515
Manufacture of food products n.e.c.	59,962	89,928	66.68	55,690
Distilling, rectifying and blending of spirits	58,992	71,254	82.79	28,639
Manufacture of wines	30,042	49,118	61.16	16,050
Manufacture of malt liquors and malt	492,164	553,636	88.90	135,900
Manufacture of soft drinks & production of mineral waters	259,535	312,110	83.16	115,153
MANUFACTURE OF TOBACCO PRODUCTS	243,486	702,335	34.67	82,979
Manufacture of tobacco products.....	243,486	702,335	34.67	82,979
MANUFACTURE OF TEXTILES	629,126	1,269,861	49.54	958,825
Spinning, weaving and finishing of textiles	559,184	1,163,580	48.06	901,011
Manufacture of cordage, rope, twine and netting	66,040	99,566	66.33	53,511
Knitting mills	3,902	6,715	58.11	4,303
MANUFACTURE OF WEARING APPAREL, EXCEPT FUR APPAREL....	69,356	131,852	52.60	84,997
Manufacture of wearing apparel except fur apparel...	69,356	131,852	52.60	84,997
TANNING AND DRESSING OF LEATHER; MANUFACTURE OF FOOTWEAR, LUGGAGE AND HANDBAGS	591,973	806,401	73.41	567,661
Tanning and dressing of leather, luggage and handbags	458,532	443,168	103.47	393,206
Manufacture of footwear.....	133,441	363,233	36.74	174,455
MANUFACTURE OF WOOD AND OF PRODUCTS OF WOOD AND CORK, EXCEPT FURNITURE	65,673	93,003	70.61	29,478
Manufacture of wood and of products of wood and cork, except furniture.....	65,673	93,003	70.61	29,478
MANUFACTURE OF PAPER, PAPER PRODUCTS AND PRINTING	246,286	353,870	69.60	248,914
Manufacture of paper and paper products.....	110,157	157,338	70.01	146,758
Publishing and printing services.....	136,129	196,532	69.27	102,156
MANUFACTURE OF CHEMICALS AND CHEMICAL PRODUCTS.....	299,960	586,552	51.14	384,899
Manufacture of basic chemicals, except fertilizers and nitrogen compounds.....	6,228	107,802	5.78	60,362
Manufacture of paints, varnishes and mastics	79,276	120,678	65.69	100,384

**ACTUAL SALES REVENUE AS PERCENTAGE OF YEARLY CAPACITY BY INDUSTRIAL GROUP
PUBLIC AND PRIVATE - 1995/96(1988 E.F.Y.)**

TABLE 4.38 (Contd..)

(IN '000 BIRR)

INDUSTRIAL GROUP	ACTUAL SALES REVENUE	SALES REVENUE AT FULL CAPACITY (AT MARKET PRICE)	ACTUAL SALES REVENUE AS % OF YEARLY CAPACITY	DEMAND OF RAW MATERIALS CONSUMPTION AT FULL CAPACITY
Manufacture of pharmaceuticals, medicinal chemicals and botanical products.....	59,635	107,553	55.45	52,379
Manufacture of soap and detergents cleaning and polishing, perfumes and toilet preparations.....	144,263	238,035	60.61	162,886
Manufacture of chemical products n.e.c.	10,557	12,485	84.56	8,888
MANUFACTURE OF RUBBER AND PLASTIC PRODUCTS.....	173,102	799,192	21.66	198,195
Manufacture of rubber products.....	80,021	615,498	13.00	104,051
Manufacture of plastic products.....	93,081	183,694	50.67	94,144
MANUFACTURE OF OTHER NON-METALLIC MINERAL PRODUCTS ...	367,280	512,329	71.69	163,520
Manufacture of glass and glass products.....	23,343	23,145	100.85	5,036
Manufacture of structural clay products	8,269	9,642	85.76	1,619
Manufacture of cement, lime and plaster	271,977	354,316	76.76	63,665
Manufacture of articles of concrete, cement and plaster	39,685	85,012	46.68	82,959
Manufacture of non-metallic mineral products n.e.c..	24,005	40,213	59.70	10,241
MANUFACTURE OF BASIC IRON AND STEEL.....	264,524	319,515	82.79	265,673
Manufacture of basic iron and steel.....	264,524	319,515	82.79	265,673
MANUFACTURE OF FABRICATED METAL PRODUCTS EXCEPT MACHINERY AND EQUIPMENT	100,159	421,667	23.75	296,932
Manufacture of structural metal products, tanks, reservoirs and containers of metal	17,155	236,736	7.25	179,674
Manufacture of cutlery, hand tools and general hardware	21,822	57,979	37.64	40,173
Manufacture of other fabricated metal products	61,182	126,952	48.19	77,085
MANUFACTURE OF MACHINERY AND EQUIPMENT N.E.C.	8,343	29,472	28.31	15,431
Manufacture of pumps, compressors, taps and valves..	2,930	9,663	30.32	7,897
Manufacture of ovens, furnaces and furnace burners..	2,113	4,425	47.75	1,593
Manufacture of other general purpose machinery.....	399	946	42.13	430
Manufacture of machinery for food and beverage processing	1,410	9,855	14.31	1,868
Manufacture of accumulators, primary cells and and primary batteries	1,491	4,583	32.54	3,643
MANUFACTURE OF MOTOR VEHICLES	179,406	703,891	25.49	517,696
Manufacture of bodies for motor vehicles.....	179,339	703,814	25.48	517,682
Manufacture of parts and accessories for motor vehicles and their engines.....	67	77	87.05	14
MANUFACTURE OF FURNITURE; MANUFACTURING N.E.C.	60,263	93,456	64.48	43,901
Manufacture of furniture; manufacturing n.e.c.....	60,263	93,456	64.48	43,901
T O T A L	5,461,571	10,145,619	53.83	5,404,886

**ACTUAL SALES REVENUE AS PERCENTAGE OF YEARLY CAPACITY BY INDUSTRIAL GROUP
PUBLIC - 1995/96(1988 E.F.Y.)**

TABLE 4.39

(IN '000 BIRR)

INDUSTRIAL GROUP	ACTUAL SALES REVENUE	SALES REVENUE AT FULL CAPACITY (AT MARKET PRICE)	ACTUAL SALES REVENUE AS % OF YEARLY CAPACITY	DEMAND OF RAW MATERIALS CONSUMPTION AT FULL CAPACITY
MANUFACTURE OF FOOD PRODUCTS AND BEVERAGES.....	2,024,558	2,995,951	67.58	1,315,706
Production, processing and preserving of meat, fruit and vegetables	49,086	411,065	11.94	187,216
Manufacture of vegetable and animal oils and fats...	41,306	185,455	22.27	135,051
Manufacture of dairy products	9,735	44,322	21.96	41,214
Manufacture of grain mill products	271,338	502,628	53.98	355,842
Manufacture of prepared animal feeds	4,028	19,466	20.69	11,602
Manufacture of bakery products	110,983	142,777	77.73	96,630
Manufacture of sugar and sugar confectionery	615,671	606,986	101.43	146,010
Manufacture of macaroni and spaghetti.....	48,868	56,093	87.12	27,523
Manufacture of food products n.e.c.	41,659	58,837	70.80	26,517
Distilling, rectifying and blending of spirits	50,143	53,460	93.80	20,999
Manufacture of wines	30,042	49,118	61.16	16,050
Manufacture of malt liquors and malt	492,164	553,636	88.90	135,900
Manufacture of soft drinks & production of mineral waters	259,535	312,110	83.16	115,153
MANUFACTURE OF TOBACCO PRODUCTS	243,486	702,335	34.67	82,979
Manufacture of tobacco products.....	243,486	702,335	34.67	82,979
MANUFACTURE OF TEXTILES	610,825	1,239,979	49.26	945,582
Spinning, weaving and finishing of textiles	557,145	1,157,284	48.14	898,540
Manufacture of cordage, rope, twine and netting	53,679	82,696	64.91	47,043
Knitting mills	-	-	-	-
MANUFACTURE OF WEARING APPAREL, EXCEPT FUR APPAREL....	60,309	109,735	54.96	71,809
Manufacture of wearing apparel except fur apparel...	60,309	109,735	54.96	71,809
TANNING AND DRESSING OF LEATHER; MANUFACTURE OF FOOTWEAR, LUGGAGE AND HANDBAGS	474,903	494,640	96.01	391,378
Tanning and dressing of leather, luggage and handbags	384,184	364,132	105.51	314,870
Manufacture of footwear.....	90,719	130,508	69.51	76,508
MANUFACTURE OF WOOD AND OF PRODUCTS OF WOOD AND CORK, EXCEPT FURNITURE	60,791	76,831	79.12	23,219
Manufacture of wood and of products of wood and cork, except furniture.....	60,791	76,831	79.12	23,219
MANUFACTURE OF PAPER, PAPER PRODUCTS AND PRINTING	219,117	218,332	100.36	218,016
Manufacture of paper and paper products.....	108,148	68,273	158.41	136,137
Publishing and printing services.....	110,969	150,059	73.95	81,879
MANUFACTURE OF CHEMICALS AND CHEMICAL PRODUCTS.....	212,739	422,804	50.32	273,589
Manufacture of basic chemicals, except fertilizers and nitrogen compounds.....	6,228	107,802	5.78	60,362
Manufacture of paints, varnishes and mastics	68,698	99,994	68.70	86,172

**ACTUAL SALES REVENUE AS PERCENTAGE OF YEARLY CAPACITY BY INDUSTRIAL GROUP
PUBLIC - 1995/96(1988 E.F.Y.)**

TABLE 4.39 (Contd..)

(IN '000 BIRR)

INDUSTRIAL GROUP	ACTUAL SALES REVENUE	SALES REVENUE AT FULL CAPACITY (AT MARKET PRICE)	ACTUAL SALES REVENUE AS % OF YEARLY CAPACITY	DEMAND OF RAW MATERIALS CONSUMPTION AT FULL CAPACITY
Manufacture of pharmaceuticals, medicinal chemicals and botanical products.....	59,414	104,754	56.72	50,000
Manufacture of soap and detergents cleaning and polishing, perfumes and toilet preparations.....	78,399	110,254	71.11	77,054
Manufacture of chemical products n.e.c.	-	-	-	-
MANUFACTURE OF RUBBER AND PLASTIC PRODUCTS.....	156,310	682,161	22.91	153,707
Manufacture of rubber products.....	75,003	589,265	12.73	95,655
Manufacture of plastic products.....	81,306	92,896	87.52	58,052
MANUFACTURE OF OTHER NON-METALLIC MINERAL PRODUCTS ...	341,450	429,082	79.58	84,164
Manufacture of glass and glass products.....	20,420	19,790	103.18	3,500
Manufacture of structural clay products	6,977	7,831	89.10	1,293
Manufacture of cement, lime and plaster	271,843	354,101	76.77	63,598
Manufacture of articles of concrete, cement and plaster	28,802	36,455	79.01	14,222
Manufacture of non-metallic mineral products n.e.c..	13,408	10,906	122.95	1,552
MANUFACTURE OF BASIC IRON AND STEEL.....	264,524	319,515	82.79	265,673
Manufacture of basic iron and steel.....	264,524	319,515	82.79	265,673
MANUFACTURE OF FABRICATED METAL PRODUCTS EXCEPT MACHINERY AND EQUIPMENT	74,149	162,885	45.52	107,073
Manufacture of structural metal products, tanks, reservoirs and containers of metal	-	-	-	-
Manufacture of cutlery, hand tools and general hardware	21,545	57,525	37.45	40,049
Manufacture of other fabricated metal products	52,604	105,360	49.93	67,024
MANUFACTURE OF MACHINERY AND EQUIPMENT N.E.C.	4,421	14,246	31.03	11,540
Manufacture of pumps, compressors, taps and valves..	2,930	9,663	30.32	7,897
Manufacture of ovens, furnaces and furnace burners..	-	-	-	-
Manufacture of other general purpose machinery.....	-	-	-	-
Manufacture of machinery for food and beverage processing	-	-	-	-
Manufacture of accumulators, primary cells and and primary batteries	1,491	4,583	32.54	3,643
MANUFACTURE OF MOTOR VEHICLES	11,053	138,978	7.95	75,364
Manufacture of bodies for motor vehicles.....	11,053	138,978	7.95	75,364
Manufacture of parts and accessories for motor vehicles and their engines.....	-	-	-	-
MANUFACTURE OF FURNITURE; MANUFACTURING N.E.C.	14,837	19,507	76.06	10,334
Manufacture of furniture; manufacturing n.e.c.....	14,837	19,507	76.06	10,334
T O T A L	4,773,471	8,026,982	59.47	4,030,132

**ACTUAL SALES REVENUE AS PERCENTAGE OF YEARLY CAPACITY BY INDUSTRIAL GROUP
PRIVATE - 1995/96(1988 E.F.Y.)**

TABLE 4.40

(IN '000 BIRR)

INDUSTRIAL GROUP	ACTUAL SALES REVENUE	SALES REVENUE AT FULL CAPACITY (AT MARKET PRICE)	ACTUAL SALES REVENUE AS % OF YEARLY CAPACITY	DEMAND OF RAW MATERIALS CONSUMPTION AT FULL CAPACITY
MANUFACTURE OF FOOD PRODUCTS AND BEVERAGES.....	138,075	326,271	42.32	230,081
Production, processing and preserving of meat, fruit and vegetables	-	-	-	-
Manufacture of vegetable and animal oils and fats...	15,582	64,654	24.10	52,210
Manufacture of dairy products	-	-	-	-
Manufacture of grain mill products	45,261	108,149	41.85	68,948
Manufacture of prepared animal feeds	-	-	-	-
Manufacture of bakery products	47,012	94,912	49.53	64,672
Manufacture of sugar and sugar confectionery	1,360	3,730	36.47	2,445
Manufacture of macaroni and spaghetti.....	1,707	5,940	28.74	4,992
Manufacture of food products n.e.c.	18,303	31,092	58.87	29,174
Distilling, rectifying and blending of spirits	8,849	17,794	49.73	7,640
Manufacture of wines	-	-	-	-
Manufacture of malt liquors and malt	-	-	-	-
Manufacture of soft drinks & production of mineral waters	-	-	-	-
MANUFACTURE OF TOBACCO PRODUCTS	-	-	-	-
Manufacture of tobacco products.....	-	-	-	-
MANUFACTURE OF TEXTILES	18,302	29,881	61.25	13,243
Spinning, weaving and finishing of textiles	2,039	6,296	32.38	2,471
Manufacture of cordage, rope, twine and netting	12,361	16,871	73.27	6,468
Knitting mills	3,902	6,715	58.11	4,303
MANUFACTURE OF WEARING APPAREL, EXCEPT FUR APPAREL....	9,048	22,117	40.91	13,188
Manufacture of wearing apparel except fur apparel...	9,048	22,117	40.91	13,188
TANNING AND DRESSING OF LEATHER; MANUFACTURE OF FOOTWEAR, LUGGAGE AND HANDBAGS	117,070	311,761	37.55	176,283
Tanning and dressing of leather, luggage and handbags	74,348	79,036	94.07	78,336
Manufacture of footwear.....	42,722	232,725	18.36	97,947
MANUFACTURE OF WOOD AND OF PRODUCTS OF WOOD AND CORK, EXCEPT FURNITURE	4,883	16,172	30.19	6,259
Manufacture of wood and of products of wood and cork, except furniture.....	4,883	16,172	30.19	6,259
MANUFACTURE OF PAPER, PAPER PRODUCTS AND PRINTING	27,169	135,538	20.05	30,898
Manufacture of paper and paper products.....	2,009	89,065	2.26	10,621
Publishing and printing services.....	25,160	46,473	54.14	20,277
MANUFACTURE OF CHEMICALS AND CHEMICAL PRODUCTS.....	87,221	163,748	53.27	111,310
Manufacture of basic chemicals, except fertilizers and nitrogen compounds.....	-	-	-	-
Manufacture of paints, varnishes and mastics	10,579	20,683	51.15	14,212

**ACTUAL SALES REVENUE AS PERCENTAGE OF YEARLY CAPACITY BY INDUSTRIAL GROUP
PRIVATE - 1995/96(1988 E.F.Y.)**

TABLE 4.40 (Contd.)

(IN '000 BIRR)

INDUSTRIAL GROUP	ACTUAL SALES REVENUE	SALES REVENUE AT FULL CAPACITY (AT MARKET PRICE)	ACTUAL SALES REVENUE AS % OF YEARLY CAPACITY	DEMAND OF RAW MATERIALS CONSUMPTION AT FULL CAPACITY
Manufacture of pharmaceuticals, medicinal chemicals and botanical products.....	222	2,799	7.91	2,379
Manufacture of soap and detergents cleaning and polishing, perfumes and toilet preparations.....	65,864	127,781	51.54	85,832
Manufacture of chemical products n.e.c.	10,557	12,485	84.56	8,888
MANUFACTURE OF RUBBER AND PLASTIC PRODUCTS.....	16,792	117,031	14.35	44,489
Manufacture of rubber products.....	5,017	26,233	19.13	8,396
Manufacture of plastic products.....	11,775	90,798	12.97	36,092
MANUFACTURE OF OTHER NON-METALLIC MINERAL PRODUCTS ...	25,830	83,247	31.03	79,356
Manufacture of glass and glass products.....	2,923	3,356	87.12	1,536
Manufacture of structural clay products	1,292	1,812	71.29	327
Manufacture of cement, lime and plaster	134	215	62.31	67
Manufacture of articles of concrete, cement and plaster	10,884	48,557	22.41	68,736
Manufacture of non-metallic mineral products n.e.c..	10,597	29,307	36.16	8,689
MANUFACTURE OF BASIC IRON AND STEEL.....	-	-	-	-
Manufacture of basic iron and steel.....	-	-	-	-
MANUFACTURE OF FABRICATED METAL PRODUCTS EXCEPT MACHINERY AND EQUIPMENT	26,010	258,782	10.05	189,859
Manufacture of structural metal products, tanks, reservoirs and containers of metal	17,155	236,736	7.25	179,674
Manufacture of cutlery, hand tools and general hardware	276	454	60.83	124
Manufacture of other fabricated metal products	8,578	21,592	39.73	10,060
MANUFACTURE OF MACHINERY AND EQUIPMENT N.E.C.	3,922	15,226	25.76	3,890
Manufacture of pumps, compressors, taps and valves..	-	-	-	-
Manufacture of ovens, furnaces and furnace burners..	2,113	4,425	47.75	1,593
Manufacture of other general purpose machinery.....	399	946	42.13	430
Manufacture of machinery for food and beverage processing	1,410	9,855	14.31	1,868
Manufacture of accumulators, primary cells and and primary batteries	-	-	-	-
MANUFACTURE OF MOTOR VEHICLES	168,353	564,913	29.80	442,332
Manufacture of bodies for motor vehicles.....	168,286	564,836	29.79	442,318
Manufacture of parts and accessories for motor vehicles and their engines.....	67	77	87.05	14
MANUFACTURE OF FURNITURE; MANUFACTURING N.E.C.	45,426	73,949	61.43	33,567
Manufacture of furniture; manufacturing n.e.c.....	45,426	73,949	61.43	33,567
T O T A L	688,101	2,118,636	32.48	1,374,755

**GROSS VALUE OF PRODUCTION BY SIZE OF PERSONS ENGAGED AND INDUSTRIAL GROUP
PUBLIC AND PRIVATE - 1995/96(1988 E.F.Y.)**

TABLE 4.41

(IN '000 BIRR)

INDUSTRIAL GROUP	SIZE - GROUP			
	10 - 19	20 - 49	50 & OVER	TOTAL
MANUFACTURE OF FOOD PRODUCTS AND BEVERAGES.....	27,293	38,953	2,114,444	2,180,690
Production, processing and preserving of meat, fruit and vegetables	-263	-	64,608	64,345
Manufacture of vegetable and animal oils and fats...	6,105	7,896	47,736	61,738
Manufacture of dairy products	-	-	10,384	10,384
Manufacture of grain mill products	819	7,816	322,831	331,465
Manufacture of prepared animal feeds	-	-	4,011	4,011
Manufacture of bakery products	17,451	9,422	133,448	160,321
Manufacture of sugar and sugar confectionery	733	2,937	573,795	577,466
Manufacture of macaroni and spaghetti.....	-	3,008	49,611	52,620
Manufacture of food products n.e.c.	-108	-	54,503	54,395
Distilling, rectifying and blending of spirits	137	7,874	52,838	60,849
Manufacture of wines	-249	-	30,423	30,173
Manufacture of malt liquors and malt	2,470	-	505,814	508,285
Manufacture of soft drinks & production of mineral waters	198	-	264,440	264,638
MANUFACTURE OF TOBACCO PRODUCTS	1	-	244,187	244,188
Manufacture of tobacco products.....	1	-	244,187	244,188
MANUFACTURE OF TEXTILES	3,694	5,036	690,510	699,239
Spinning, weaving and finishing of textiles	2,659	2,668	622,358	627,684
Manufacture of cordage, rope, twine and netting	108	-	68,152	68,260
Knitting mills	927	2,368	-	3,296
MANUFACTURE OF WEARING APPAREL, EXCEPT FUR APPAREL....	2,808	2,146	66,774	71,729
Manufacture of wearing apparel except fur apparel...	2,808	2,146	66,774	71,729
TANNING AND DRESSING OF LEATHER; MANUFACTURE OF FOOTWEAR, LUGGAGE AND HANDBAGS	18,503	17,781	598,216	634,500
Tanning and dressing of leather, luggage and handbags	2,657	-	488,237	490,895
Manufacture of footwear.....	15,846	17,781	109,979	143,605
MANUFACTURE OF WOOD AND OF PRODUCTS OF WOOD AND CORK, EXCEPT FURNITURE	3,008	1,886	61,701	66,595
Manufacture of wood and of products of wood and cork, except furniture.....	3,008	1,886	61,701	66,595
MANUFACTURE OF PAPER, PAPER PRODUCTS AND PRINTING	4,457	10,873	276,235	291,564
Manufacture of paper and paper products.....	-633	1,993	121,613	122,973
Publishing and printing services.....	5,090	8,880	154,622	168,591
MANUFACTURE OF CHEMICALS AND CHEMICAL PRODUCTS.....	8,845	12,885	295,795	317,525
Manufacture of basic chemicals, except fertilizers and nitrogen compounds.....	416	-	5,413	5,829
Manufacture of paints, varnishes and mastics	240	10,368	69,765	80,373

**GROSS VALUE OF PRODUCTION BY SIZE OF PERSONS ENGAGED AND INDUSTRIAL GROUP
PUBLIC AND PRIVATE - 1995/96(1988 E.F.Y.)**

TABLE 4.41(Contd..)

(IN '000 BIRR)

INDUSTRIAL GROUP	SIZE - GROUP			
	10 - 19	20 - 49	50 & OVER	TOTAL
Manufacture of pharmaceuticals, medicinal chemicals and botanical products.....	333	133	58,878	59,345
Manufacture of soap and detergents cleaning and polishing, perfumes and toilet preparations.....	7,231	1,832	152,692	161,754
Manufacture of chemical products n.e.c.	626	552	9,047	10,225
MANUFACTURE OF RUBBER AND PLASTIC PRODUCTS.....	9,422	11,205	165,634	186,260
Manufacture of rubber products.....	4,759	1,865	84,313	90,938
Manufacture of plastic products.....	4,662	9,340	81,321	95,323
MANUFACTURE OF OTHER NON-METALLIC MINERAL PRODUCTS ...	14,556	4,711	400,406	419,673
Manufacture of glass and glass products.....	-541	-	23,382	22,841
Manufacture of structural clay products	-32	699	7,994	8,662
Manufacture of cement, lime and plaster	1,633	915	274,250	276,798
Manufacture of articles of concrete, cement and plaster	7,227	2,973	67,957	78,157
Manufacture of non-metallic mineral products n.e.c..	6,268	123	26,823	33,214
MANUFACTURE OF BASIC IRON AND STEEL.....	-982	-	283,142	282,160
Manufacture of basic iron and steel.....	-982	-	283,142	282,160
MANUFACTURE OF FABRICATED METAL PRODUCTS EXCEPT MACHINERY AND EQUIPMENT	5,295	16,587	89,265	111,147
Manufacture of structural metal products, tanks, reservoirs and containers of metal	3,750	7,996	7,321	19,067
Manufacture of cutlery, hand tools and general hardware	352	-	25,773	26,126
Manufacture of other fabricated metal products	1,193	8,591	56,170	65,955
MANUFACTURE OF MACHINERY AND EQUIPMENT N.E.C.	2,720	2,165	5,049	9,934
Manufacture of pumps, compressors, taps and valves..	201	-	3,555	3,756
Manufacture of ovens, furnaces and furnace burners..	1,250	1,133	-	2,383
Manufacture of other general purpose machinery.....	497	-	-	497
Manufacture of machinery for food and beverage processing	642	1,033	-	1,675
Manufacture of accumulators, primary cells and and primary batteries	130	-	1,494	1,624
MANUFACTURE OF MOTOR VEHICLES	5,096	5,628	207,148	217,872
Manufacture of bodies for motor vehicles.....	4,972	5,628	207,148	217,747
Manufacture of parts and accessories for motor vehicles and their engines.....	125	-	-	125
MANUFACTURE OF FURNITURE; MANUFACTURING N.E.C.	9,649	17,647	38,731	66,026
Manufacture of furniture; manufacturing n.e.c.....	9,649	17,647	38,731	66,026
T O T A L	114,365	147,502	5,537,236	5,799,104

**GROSS VALUE OF PRODUCTION BY SIZE OF PERSONS ENGAGED AND INDUSTRIAL GROUP
PUBLIC - 1995/96(1988 E.F.Y.)**

TABLE 4.42

(IN '000 BIRR)

INDUSTRIAL GROUP	SIZE - GROUP			
	10 - 19	20 - 49	50 & OVER	TOTAL
MANUFACTURE OF FOOD PRODUCTS AND BEVERAGES.....	-	2,306	2,033,872	2,036,179
Production, processing and preserving of meat, fruit and vegetables	-	-	64,345	64,345
Manufacture of vegetable and animal oils and fats...	-	-	44,998	44,998
Manufacture of dairy products	-	-	10,384	10,384
Manufacture of grain mill products	-	-	282,725	282,725
Manufacture of prepared animal feeds	-	-	4,011	4,011
Manufacture of bakery products	-	-	112,508	112,508
Manufacture of sugar and sugar confectionery	-	2,306	573,795	576,102
Manufacture of macaroni and spaghetti.....	-	-	49,611	49,611
Manufacture of food products n.e.c.	-	-	36,507	36,507
Distilling, rectifying and blending of spirits	-	-	51,892	51,892
Manufacture of wines	-	-	30,173	30,173
Manufacture of malt liquors and malt	-	-	508,285	508,285
Manufacture of soft drinks & production of mineral waters	-	-	264,638	264,638
MANUFACTURE OF TOBACCO PRODUCTS	-	-	244,188	244,188
Manufacture of tobacco products.....	-	-	244,188	244,188
MANUFACTURE OF TEXTILES	-	1,426	678,900	680,326
Spinning, weaving and finishing of textiles	-	1,426	623,447	624,872
Manufacture of cordage, rope, twine and netting	-	-	55,453	55,453
Knitting mills	-	-	-	-
MANUFACTURE OF WEARING APPAREL, EXCEPT FUR APPAREL....	-	-	61,420	61,420
Manufacture of wearing apparel except fur apparel...	-	-	61,420	61,420
TANNING AND DRESSING OF LEATHER; MANUFACTURE OF FOOTWEAR, LUGGAGE AND HANDBAGS	-	-	501,308	501,308
Tanning and dressing of leather, luggage and handbags	-	-	409,044	409,044
Manufacture of footwear.....	-	-	92,264	92,264
MANUFACTURE OF WOOD AND OF PRODUCTS OF WOOD AND CORK, EXCEPT FURNITURE	-	-	61,052	61,052
Manufacture of wood and of products of wood and cork, except furniture.....	-	-	61,052	61,052
MANUFACTURE OF PAPER, PAPER PRODUCTS AND PRINTING	-	-	262,656	262,656
Manufacture of paper and paper products.....	-	-	120,106	120,106
Publishing and printing services.....	-	-	142,549	142,549
MANUFACTURE OF CHEMICALS AND CHEMICAL PRODUCTS.....	-	-	216,601	216,601
Manufacture of basic chemicals, except fertilizers and nitrogen compounds.....	-	-	5,829	5,829
Manufacture of paints, varnishes and mastics	-	-	69,317	69,317

GROSS VALUE OF PRODUCTION BY SIZE OF PERSONS ENGAGED AND INDUSTRIAL GROUP
PUBLIC - 1995/96(1988 E.F.Y.)

TABLE 4.42(Contd..)

(IN '000 BIRR)

INDUSTRIAL GROUP	SIZE - GROUP			
	10 - 19	20 - 49	50 & OVER	TOTAL
Manufacture of pharmaceuticals, medicinal chemicals and botanical products.....	-	-	59,171	59,171
Manufacture of soap and detergents cleaning and polishing, perfumes and toilet preparations.....	-	-	82,284	82,284
Manufacture of chemical products n.e.c.	-	-	-	-
MANUFACTURE OF RUBBER AND PLASTIC PRODUCTS.....	-	-	164,495	164,495
Manufacture of rubber products.....	-	-	85,098	85,098
Manufacture of plastic products.....	-	-	79,397	79,397
MANUFACTURE OF OTHER NON-METALLIC MINERAL PRODUCTS ...	193	920	383,118	384,230
Manufacture of glass and glass products.....	-	-	20,002	20,002
Manufacture of structural clay products	-	-	6,950	6,950
Manufacture of cement, lime and plaster	-	920	275,745	276,664
Manufacture of articles of concrete, cement and plaster	193	-	66,622	66,815
Manufacture of non-metallic mineral products n.e.c..	-	-	13,799	13,799
MANUFACTURE OF BASIC IRON AND STEEL.....	-	-	282,160	282,160
Manufacture of basic iron and steel.....	-	-	282,160	282,160
MANUFACTURE OF FABRICATED METAL PRODUCTS EXCEPT MACHINERY AND EQUIPMENT	-	-	82,720	82,720
Manufacture of structural metal products, tanks, reservoirs and containers of metal	-	-	-	-
Manufacture of cutlery, hand tools and general hardware	-	-	25,847	25,847
Manufacture of other fabricated metal products	-	-	56,873	56,873
MANUFACTURE OF MACHINERY AND EQUIPMENT N.E.C.	-	-	5,379	5,379
Manufacture of pumps, compressors, taps and valves..	-	-	3,756	3,756
Manufacture of ovens, furnaces and furnace burners..	-	-	-	-
Manufacture of other general purpose machinery.....	-	-	-	-
Manufacture of machinery for food and beverage processing	-	-	-	-
Manufacture of accumulators, primary cells and and primary batteries	-	-	1,624	1,624
MANUFACTURE OF MOTOR VEHICLES	-	-	10,230	10,230
Manufacture of bodies for motor vehicles.....	-	-	10,230	10,230
Manufacture of parts and accessories for motor vehicles and their engines.....	-	-	-	-
MANUFACTURE OF FURNITURE; MANUFACTURING N.E.C.	-	642	14,606	15,249
Manufacture of furniture; manufacturing n.e.c.....	-	642	14,606	15,249
T O T A L	193	5,294	5,002,705	5,008,193

**GROSS VALUE OF PRODUCTION BY SIZE OF PERSONS ENGAGED AND INDUSTRIAL GROUP
PRIVATE - 1995/96(1988 E.F.Y.)**

TABLE 4.43

(IN '000 BIRR)

INDUSTRIAL GROUP	SIZE - GROUP			
	10 - 19	20 - 49	50 & OVER	TOTAL
MANUFACTURE OF FOOD PRODUCTS AND BEVERAGES.....	25,484	36,662	82,365	144,511
Production, processing and preserving of meat, fruit and vegetables	-	-	-	-
Manufacture of vegetable and animal oils and fats...	6,221	7,896	2,623	16,740
Manufacture of dairy products	-	-	-	-
Manufacture of grain mill products	811	7,824	40,106	48,740
Manufacture of prepared animal feeds	-	-	-	-
Manufacture of bakery products	17,561	9,421	20,831	47,814
Manufacture of sugar and sugar confectionery	702	662	-	1,364
Manufacture of macaroni and spaghetti.....	-	3,008	-	3,008
Manufacture of food products n.e.c.	111	-	17,777	17,888
Distilling, rectifying and blending of spirits	79	7,850	1,028	8,957
Manufacture of wines	-	-	-	-
Manufacture of malt liquors and malt	-	-	-	-
Manufacture of soft drinks & production of mineral waters	-	-	-	-
MANUFACTURE OF TOBACCO PRODUCTS	-	-	-	-
Manufacture of tobacco products.....	-	-	-	-
MANUFACTURE OF TEXTILES	1,694	3,763	13,457	18,914
Spinning, weaving and finishing of textiles	765	1,396	650	2,811
Manufacture of cordage, rope, twine and netting	-	-	12,807	12,807
Knitting mills	928	2,367	-	3,296
MANUFACTURE OF WEARING APPAREL, EXCEPT FUR APPAREL....	3,209	2,243	4,857	10,309
Manufacture of wearing apparel except fur apparel...	3,209	2,243	4,857	10,309
TANNING AND DRESSING OF LEATHER; MANUFACTURE OF FOOTWEAR, LUGGAGE AND HANDBAGS	13,901	18,085	101,206	133,192
Tanning and dressing of leather, luggage and handbags	-	-	81,851	81,851
Manufacture of footwear.....	13,901	18,085	19,355	51,342
MANUFACTURE OF WOOD AND OF PRODUCTS OF WOOD AND CORK, EXCEPT FURNITURE	2,556	1,891	1,096	5,543
Manufacture of wood and of products of wood and cork, except furniture.....	2,556	1,891	1,096	5,543
MANUFACTURE OF PAPER, PAPER PRODUCTS AND PRINTING	4,005	10,930	13,974	28,909
Manufacture of paper and paper products.....	-	1,993	874	2,867
Publishing and printing services.....	4,005	8,937	13,100	26,042
MANUFACTURE OF CHEMICALS AND CHEMICAL PRODUCTS.....	8,418	12,901	79,605	100,924
Manufacture of basic chemicals, except fertilizers and nitrogen compounds.....	-	-	-	-
Manufacture of paints, varnishes and mastics	687	10,368	-	11,055

**GROSS VALUE OF PRODUCTION BY SIZE OF PERSONS ENGAGED AND INDUSTRIAL GROUP
PRIVATE - 1995/96(1988 E.F.Y.)**

TABLE 4.43(Contd..)

(IN '000 BIRR)

INDUSTRIAL GROUP	SIZE - GROUP			
	10 - 19	20 - 49	50 & OVER	TOTAL
Manufacture of pharmaceuticals, medicinal chemicals and botanical products.....	-	174	-	174
Manufacture of soap and detergents cleaning and polishing, perfumes and toilet preparations.....	7,105	1,807	70,558	79,471
Manufacture of chemical products n.e.c.	626	552	9,047	10,225
MANUFACTURE OF RUBBER AND PLASTIC PRODUCTS.....	3,567	12,674	5,524	21,765
Manufacture of rubber products.....	440	1,864	3,536	5,839
Manufacture of plastic products.....	3,127	10,810	1,989	15,926
MANUFACTURE OF OTHER NON-METALLIC MINERAL PRODUCTS ...	7,409	3,796	24,238	35,443
Manufacture of glass and glass products.....	-	-	2,840	2,840
Manufacture of structural clay products.....	360	699	652	1,712
Manufacture of cement, lime and plaster	134	-	-	134
Manufacture of articles of concrete, cement and plaster	6,915	2,973	1,454	11,342
Manufacture of non-metallic mineral products n.e.c.	-	123	19,292	19,415
MANUFACTURE OF BASIC IRON AND STEEL.....	-	-	-	-
Manufacture of basic iron and steel.....	-	-	-	-
MANUFACTURE OF FABRICATED METAL PRODUCTS EXCEPT MACHINERY AND EQUIPMENT	4,790	16,621	7,016	28,427
Manufacture of structural metal products, tanks, reservoirs and containers of metal	4,020	8,030	7,016	19,067
Manufacture of cutlery, hand tools and general hardware	279	-	-	279
Manufacture of other fabricated metal products	491	8,591	-	9,082
MANUFACTURE OF MACHINERY AND EQUIPMENT N.E.C.	2,382	2,172	-	4,555
Manufacture of pumps, compressors, taps and valves..	-	-	-	-
Manufacture of ovens, furnaces and furnace burners..	1,236	1,147	-	2,383
Manufacture of other general purpose machinery.....	497	-	-	497
Manufacture of machinery for food and beverage processing	649	1,026	-	1,675
Manufacture of accumulators, primary cells and and primary batteries	-	-	-	-
MANUFACTURE OF MOTOR VEHICLES	5,293	6,253	196,097	207,642
Manufacture of bodies for motor vehicles.....	5,168	6,253	196,097	207,517
Manufacture of parts and accessories for motor vehicles and their engines.....	125	-	-	125
MANUFACTURE OF FURNITURE; MANUFACTURING N.E.C.	9,381	17,039	24,358	50,777
Manufacture of furniture; manufacturing n.e.c.....	9,381	17,039	24,358	50,777
T O T A L	92,089	145,029	553,793	790,911

VALUE ADDED* BY SIZE OF PERSONS ENGAGED AND INDUSTRIAL GROUP
PUBLIC AND PRIVATE - 1995/96(1988 E.F.Y.)

TABLE 4.44

(IN '000 BIRR)

INDUSTRIAL GROUP	SIZE - GROUP			
	10 - 19	20 - 49	50 & OVER	TOTAL
MANUFACTURE OF FOOD PRODUCTS AND BEVERAGES.....	6,130	8,342	641,458	655,930
Production, processing and preserving of meat, fruit and vegetables	-	-	13,155	13,155
Manufacture of vegetable and animal oils and fats...	1,493	1,407	11,968	14,868
Manufacture of dairy products	-	-	390	390
Manufacture of grain mill products	171	1,449	54,589	56,208
Manufacture of prepared animal feeds	-	-	1,070	1,070
Manufacture of bakery products	4,244	2,048	27,619	33,911
Manufacture of sugar and sugar confectionery	195	1,137	305,077	306,409
Manufacture of macaroni and spaghetti.....	-	1,143	18,952	20,094
Manufacture of food products n.e.c.	26	-	16,085	16,111
Distilling, rectifying and blending of spirits	1	1,159	12,659	13,819
Manufacture of wines	-	-	8,196	8,196
Manufacture of malt liquors and malt	-	-	120,482	120,482
Manufacture of soft drinks & production of mineral waters	-	-	51,218	51,218
MANUFACTURE OF TOBACCO PRODUCTS	-	-	77,008	77,008
Manufacture of tobacco products.....	-	-	77,008	77,008
MANUFACTURE OF TEXTILES	847	873	154,916	156,636
Spinning, weaving and finishing of textiles	325	613	134,736	135,673
Manufacture of cordage, rope, twine and netting	-	-	20,180	20,180
Knitting mills	523	260	-	783
MANUFACTURE OF WEARING APPAREL, EXCEPT FUR APPAREL....	1,074	999	13,097	15,170
Manufacture of wearing apparel except fur apparel...	1,074	999	13,097	15,170
TANNING AND DRESSING OF LEATHER; MANUFACTURE OF FOOTWEAR, LUGGAGE AND HANDBAGS	3,193	5,269	137,321	145,782
Tanning and dressing of leather, luggage and handbags	-	-	106,565	106,565
Manufacture of footwear.....	3,193	5,269	30,756	39,217
MANUFACTURE OF WOOD AND OF PRODUCTS OF WOOD AND CORK, EXCEPT FURNITURE	819	911	30,399	32,130
Manufacture of wood and of products of wood and cork, except furniture.....	819	911	30,399	32,130
MANUFACTURE OF PAPER, PAPER PRODUCTS AND PRINTING	1,212	3,884	100,867	105,962
Manufacture of paper and paper products.....	-	199	27,225	27,424
Publishing and printing services.....	1,212	3,685	73,642	78,539
MANUFACTURE OF CHEMICALS AND CHEMICAL PRODUCTS.....	1,894	2,507	46,343	50,743
Manufacture of basic chemicals, except fertilizers and nitrogen compounds.....	-	-	-19,623	-19,623
Manufacture of paints, varnishes and mastics	457	1,983	14,784	17,224

* IN THE NATIONAL ACCOUNT CONCEPT AT FACTOR COST

VALUE ADDED* BY SIZE OF PERSONS ENGAGED AND INDUSTRIAL GROUP
PUBLIC AND PRIVATE - 1995/96(1988 E.F.Y.)

TABLE 4.44(Contd..)

(IN '000 BIRR)

INDUSTRIAL GROUP	SIZE - GROUP			
	10 - 19	20 - 49	50 & OVER	TOTAL
Manufacture of pharmaceuticals, medicinal chemicals and botanical products.....	-	38	15,039	15,076
Manufacture of soap and detergents cleaning and polishing, perfumes and toilet preparations.....	1,403	437	33,007	34,847
Manufacture of chemical products n.e.c.	33	49	3,137	3,220
MANUFACTURE OF RUBBER AND PLASTIC PROCDUCTS.....	1,062	1,922	49,920	52,903
Manufacture of rubber products.....	222	375	27,944	28,542
Manufacture of plastic products.....	839	1,546	21,976	24,362
MANUFACTURE OF OTHER NON-METALLIC MINERAL PRODUCTS ...	2,934	1,725	146,657	151,315
Manufacture of glass and glass products.....	-	-	10,461	10,461
Manufacture of structural clay products	254	432	3,261	3,948
Manufacture of cement, lime and plaster	24	-36	95,815	95,803
Manufacture of articles of concrete, cement and plaster	2,656	1,255	24,180	28,090
Manufacture of non-metallic mineral products n.e.c..	-	74	12,939	13,013
MANUFACTURE OF BASIC IRON AND STEEL.....	-	-	52,284	52,284
Manufacture of basic iron and steel.....	-	-	52,284	52,284
MANUFACTURE OF FABRICATED METAL PRODUCTS EXCEPT MACHINERY AND EQUIPMENT	1,743	5,908	24,513	32,164
Manufacture of structural metal products, tanks, reservoirs and containers of metal	1,316	2,548	1,633	5,497
Manufacture of cutlery, hand tools and general hardware	169	-	7,359	7,528
Manufacture of other fabricated metal products	258	3,361	15,520	19,139
MANUFACTURE OF MACHINERY AND EQUIPMENT N.E.C.	1,501	773	1,371	3,644
Manufacture of pumps, compressors, taps and valves..	-	-	1,156	1,156
Manufacture of ovens, furnaces and furnace burners..	722	146	-	868
Manufacture of other general purpose machinery.....	213	-	-	213
Manufacture of machinery for food and beverage processing	565	627	-	1,192
Manufacture of accumulators, primary cells and and primary batteries	-	-	215	215
MANUFACTURE OF MOTOR VEHICLES	2,955	1,792	32,740	37,486
Manufacture of bodies for motor vehicles.....	2,861	1,792	32,740	37,393
Manufacture of parts and accessories for motor vehicles and their engines.....	93	-	-	93
MANUFACTURE OF FURNITURE; MANUFACTURING N.E.C.	4,046	6,775	13,860	24,681
Manufacture of furniture; manufacturing n.e.c.....	4,046	6,775	13,860	24,681
T O T A L	29,408	41,678	1,522,753	1,593,839

* IN THE NATIONAL ACCOUNT CONCEPT AT FACTOR COST

VALUE ADDED* BY SIZE OF PERSONS ENGAGED AND INDUSTRIAL GROUP
PUBLIC - 1995/96(1988 E.F.Y.)

TABLE 4.45

(IN '000 BIRR)

INDUSTRIAL GROUP	SIZE - GROUP			
	10 - 19	20 - 49	50 & OVER	TOTAL
MANUFACTURE OF FOOD PRODUCTS AND BEVERAGES.....	-	944	624,447	625,391
Production, processing and preserving of meat, fruit and vegetables	-	-	13,155	13,155
Manufacture of vegetable and animal oils and fats...	-	-	11,496	11,496
Manufacture of dairy products	-	-	390	390
Manufacture of grain mill products	-	-	42,772	42,772
Manufacture of prepared animal feeds	-	-	1,070	1,070
Manufacture of bakery products	-	-	24,907	24,907
Manufacture of sugar and sugar confectionery	-	944	305,077	306,021
Manufacture of macaroni and spaghetti.....	-	-	18,952	18,952
Manufacture of food products n.e.c.	-	-	14,320	14,320
Distilling, rectifying and blending of spirits	-	-	12,413	12,413
Manufacture of wines	-	-	8,196	8,196
Manufacture of malt liquors and malt	-	-	120,482	120,482
Manufacture of soft drinks & production of mineral waters	-	-	51,218	51,218
MANUFACTURE OF TOBACCO PRODUCTS	-	-	77,008	77,008
Manufacture of tobacco products.....	-	-	77,008	77,008
MANUFACTURE OF TEXTILES	-	110	149,451	149,561
Spinning, weaving and finishing of textiles	-	110	134,356	134,465
Manufacture of cordage, rope, twine and netting	-	-	15,096	15,096
Knitting mills	-	-	-	-
MANUFACTURE OF WEARING APPAREL, EXCEPT FUR APPAREL....	-	-	11,631	11,631
Manufacture of wearing apparel except fur apparel...	-	-	11,631	11,631
TANNING AND DRESSING OF LEATHER; MANUFACTURE OF FOOTWEAR, LUGGAGE AND HANDBAGS	-	-	115,967	115,967
Tanning and dressing of leather, luggage and handbags	-	-	93,296	93,296
Manufacture of footwear.....	-	-	22,671	22,671
MANUFACTURE OF WOOD AND OF PRODUCTS OF WOOD AND CORK, EXCEPT FURNITURE	-	-	29,878	29,878
Manufacture of wood and of products of wood and cork, except furniture.....	-	-	29,878	29,878
MANUFACTURE OF PAPER, PAPER PRODUCTS AND PRINTING	-	-	95,408	95,408
Manufacture of paper and paper products.....	-	-	26,528	26,528
Publishing and printing services.....	-	-	68,880	68,880
MANUFACTURE OF CHEMICALS AND CHEMICAL PRODUCTS.....	-	-	23,990	23,990
Manufacture of basic chemicals, except fertilizers and nitrogen compounds.....	-	-	-19,623	-19,623
Manufacture of paints, varnishes and mastics	-	-	14,784	14,784

* IN THE NATIONAL ACCOUNT CONCEPT AT FACTOR COST

VALUE ADDED* BY SIZE OF PERSONS ENGAGED AND INDUSTRIAL GROUP
PUBLIC - 1995/96(1988 E.F.Y.)

TABLE 4.45(Contd..)

(IN '000 BIRR)

INDUSTRIAL GROUP	SIZE - GROUP			
	10 - 19	20 - 49	50 & OVER	TOTAL
Manufacture of pharmaceuticals, medicinal chemicals and botanical products.....	-	-	15,039	15,039
Manufacture of soap and detergents cleaning and polishing, perfumes and toilet preparations.....	-	-	13,791	13,791
Manufacture of chemical products n.e.c.	-	-	-	-
MANUFACTURE OF RUBBER AND PLASTIC PRODUCTS.....	-	-	47,530	47,530
Manufacture of rubber products.....	-	-	26,207	26,207
Manufacture of plastic products.....	-	-	21,323	21,323
MANUFACTURE OF OTHER NON-METALLIC MINERAL PRODUCTS ...	53	-36	136,632	136,649
Manufacture of glass and glass products.....	-	-	9,388	9,388
Manufacture of structural clay products	-	-	2,944	2,944
Manufacture of cement, lime and plaster	-	-36	95,815	95,779
Manufacture of articles of concrete, cement and plaster	53	-	23,718	23,772
Manufacture of non-metallic mineral products n.e.c..	-	-	4,767	4,767
MANUFACTURE OF BASIC IRON AND STEEL.....	-	-	52,284	52,284
Manufacture of basic iron and steel.....	-	-	52,284	52,284
MANUFACTURE OF FABRICATED METAL PRODUCTS EXCEPT MACHINERY AND EQUIPMENT	-	-	22,880	22,880
Manufacture of structural metal products, tanks, reservoirs and containers of metal	-	-	-	-
Manufacture of cutlery, hand tools and general hardware	-	-	7,359	7,359
Manufacture of other fabricated metal products	-	-	15,520	15,520
MANUFACTURE OF MACHINERY AND EQUIPMENT N.E.C.	-	-	1,371	1,371
Manufacture of pumps, compressors, taps and valves..	-	-	1,156	1,156
Manufacture of ovens, furnaces and furnace burners..	-	-	-	-
Manufacture of other general purpose machinery.....	-	-	-	-
Manufacture of machinery for food and beverage processing	-	-	-	-
Manufacture of accumulators, primary cells and and primary batteries	-	-	215	215
MANUFACTURE OF MOTOR VEHICLES	-	-	6,801	6,801
Manufacture of bodies for motor vehicles.....	-	-	6,801	6,801
Manufacture of parts and accessories for motor vehicles and their engines.....	-	-	-	-
MANUFACTURE OF FURNITURE; MANUFACTURING N.E.C.	-	292	3,944	4,236
Manufacture of furniture; manufacturing n.e.c.....	-	292	3,944	4,236
T O T A L	53	1,310	1,399,221	1,400,585

* IN THE NATIONAL ACCOUNT CONCEPT AT FACTOR COST

VALUE ADDED* BY SIZE OF PERSONS ENGAGED AND INDUSTRIAL GROUP
PRIVATE - 1995/96(1988 E.F.Y.)

TABLE 4.46

(IN '000 BIRR)

INDUSTRIAL GROUP	SIZE - GROUP			
	10 - 19	20 - 49	50 & OVER	TOTAL
MANUFACTURE OF FOOD PRODUCTS AND BEVERAGES.....	6,130	7,398	17,012	30,539
Production, processing and preserving of meat, fruit and vegetables	-	-	-	-
Manufacture of vegetable and animal oils and fats...	1,493	1,407	471	3,372
Manufacture of dairy products	171	1,449	11,816	13,436
Manufacture of grain mill products	-	-	-	-
Manufacture of prepared animal feeds	4,244	2,048	2,712	9,004
Manufacture of bakery products	195	192	-	387
Manufacture of sugar and sugar confectionery	-	1,143	-	1,143
Manufacture of macaroni and spaghetti.....	26	-	1,765	1,791
Manufacture of food products n.e.c.	1	1,159	246	1,407
Distilling, rectifying and blending of spirits	-	-	-	-
Manufacture of wines	-	-	-	-
Manufacture of malt liquors and malt	-	-	-	-
Manufacture of soft drinks & production of mineral waters	-	-	-	-
MANUFACTURE OF TOBACCO PRODUCTS	-	-	-	-
Manufacture of tobacco products.....	-	-	-	-
MANUFACTURE OF TEXTILES	847	763	5,464	7,074
Spinning, weaving and finishing of textiles	325	503	380	1,208
Manufacture of cordage, rope, twine and netting	-	-	5,084	5,084
Knitting mills	523	260	-	783
MANUFACTURE OF WEARING APPAREL, EXCEPT FUR APPAREL....	1,074	999	1,467	3,539
Manufacture of wearing apparel except fur apparel...	1,074	999	1,467	3,539
TANNING AND DRESSING OF LEATHER; MANUFACTURE OF FOOTWEAR, LUGGAGE AND HANDBAGS	3,193	5,269	21,354	29,815
Tanning and dressing of leather, luggage and handbags	-	-	13,269	13,269
Manufacture of footwear.....	3,193	5,269	8,085	16,546
MANUFACTURE OF WOOD AND OF PRODUCTS OF WOOD AND CORK, EXCEPT FURNITURE	819	911	522	2,252
Manufacture of wood and of products of wood and cork, except furniture.....	819	911	522	2,252
MANUFACTURE OF PAPER, PAPER PRODUCTS AND PRINTING	1,212	3,884	5,459	10,554
Manufacture of paper and paper products.....	-	199	697	896
Publishing and printing services.....	1,212	3,685	4,762	9,659
MANUFACTURE OF CHEMICALS AND CHEMICAL PRODUCTS.....	1,894	2,507	22,353	26,753
Manufacture of basic chemicals, except fertilizers and nitrogen compounds.....	-	-	-	-
Manufacture of paints, varnishes and mastics	457	1,983	-	2,440

* IN THE NATIONAL ACCOUNT CONCEPT AT FACTOR COST

VALUE ADDED* BY SIZE OF PERSONS ENGAGED AND INDUSTRIAL GROUP
PRIVATE - 1995/96(1988 E.F.Y.)

TABLE 4.46(Contd..)

(IN '000 BIRR)

INDUSTRIAL GROUP	SIZE - GROUP			
	10 - 19	20 - 49	50 & OVER	TOTAL
Manufacture of pharmaceuticals, medicinal chemicals and botanical products.....	-	38	-	38
Manufacture of soap and detergents cleaning and polishing, perfumes and toilet preparations.....	1,403	437	19,216	21,056
Manufacture of chemical products n.e.c.	33	49	3,137	3,220
MANUFACTURE OF RUBBER AND PLASTIC PRODUCTS.....	1,062	1,922	2,390	5,373
Manufacture of rubber products.....	222	375	1,737	2,335
Manufacture of plastic products.....	839	1,546	653	3,038
MANUFACTURE OF OTHER NON-METALLIC MINERAL PRODUCTS ...	2,880	1,761	10,024	14,666
Manufacture of glass and glass products.....	-	-	1,073	1,073
Manufacture of structural clay products	254	432	318	1,004
Manufacture of cement, lime and plaster	24	-	-	24
Manufacture of articles of concrete, cement and plaster	2,602	1,255	462	4,319
Manufacture of non-metallic mineral products n.e.c..	-	74	8,172	8,246
MANUFACTURE OF BASIC IRON AND STEEL.....	-	-	-	-
Manufacture of basic iron and steel.....	-	-	-	-
MANUFACTURE OF FABRICATED METAL PRODUCTS EXCEPT MACHINERY AND EQUIPMENT	1,743	5,908	1,633	9,284
Manufacture of structural metal products, tanks, reservoirs and containers of metal	1,316	2,548	1,633	5,497
Manufacture of cutlery, hand tools and general hardware	169	-	-	169
Manufacture of other fabricated metal products	258	3,361	-	3,619
MANUFACTURE OF MACHINERY AND EQUIPMENT N.E.C.	1,501	773	-	2,273
Manufacture of pumps, compressors, taps and valves..	-	-	-	-
Manufacture of ovens, furnaces and furnace burners..	722	146	-	868
Manufacture of other general purpose machinery.....	213	-	-	213
Manufacture of machinery for food and beverage processing	565	627	-	1,192
Manufacture of accumulators, primary cells and and primary batteries	-	-	-	-
MANUFACTURE OF MOTOR VEHICLES	2,955	1,792	25,939	30,685
Manufacture of bodies for motor vehicles.....	2,861	1,792	25,939	30,592
Manufacture of parts and accessories for motor vehicles and their engines.....	93	-	-	93
MANUFACTURE OF FURNITURE; MANUFACTURING N.E.C.	4,046	6,483	9,916	20,445
Manufacture of furniture; manufacturing n.e.c.....	4,046	6,483	9,916	20,445
T O T A L	29,354	40,368	123,532	193,254

* IN THE NATIONAL ACCOUNT CONCEPT AT FACTOR COST

**SUMMARY OF OPERATIONS OF LARGE AND MEDIUM SCALE MANUFACTURE INDUSTRIES BY REGIONAL STATES
AND URBAN CENTERS, PUBLIC - 1995/96(1988 E.F.Y.)**

TABLE 4.47

ALL VALUES (IN '000 BIRR)

REGIONAL STATES AND URBAN CENTERS	NO. OF ESTAB.	NO. OF PERSONS ENGAGED	WAGES AND SALARIES	GROSS VALUE OF PRODUCTION	VALUE ADDED IN NATIONAL ACCOUNT CONCEPT(FACTOR COST)	1 FIXED ASSETS	2 NEW CAPITAL EXPENDITURE
AMHARA.....	11	7,473	31,750	233,750	61,627	212,024	4,386
BAHIR DAR	2	2,752	12,348	54,602	18,556	72,600	38
COMBOLCHA	3	3,073	10,667	72,134	11,941	98,826	4,038
GONDAR	4	452	2,202	29,603	5,374	25,151	22
OTHER TOWNS	2	1,196	6,534	77,411	25,756	15,447	287
OROMIA.....	37	14,066	105,427	1,809,366	619,315	592,066	93,478
AMBO	2	679	4,273	44,503	19,312	21,763	3,615
ASSELA	2	233	1,507	42,186	8,977	27,525	4,657
DEBRE ZEIT	3	717	3,391	85,840	15,898	10,273	633
KIBREMENGIST	3	297	1,031	2,078	831	1,007	-
MERTI	2	2,044	19,732	421,626	231,185	59,577	32,168
MODJO	4	2,359	19,671	248,157	54,791	20,787	3,352
NAZARETH	7	1,214	6,019	122,204	26,362	22,628	1,142
WONJI	2	3,055	23,499	261,147	96,187	24,184	11,065
OTHER TOWNS	12	3,468	26,304	581,623	165,773	404,323	36,844
S.N.N.P.....	10	3,826	15,624	165,469	24,457	194,118	1,294
ARBA MINCH	2	995	4,361	43,791	9,654	106,351	-
AWASSA	5	2,657	10,847	119,131	13,036	86,997	1,294
BEBEKA.....	2	141	370	2,371	1,711	744	-
OTHER TOWNS.....	1	33	46	176	56	27	-
HARARI.....	3	1,139	5,611	83,399	16,699	22,721	3,667
ADDIS ABABA.....	99	44,724	229,064	2,507,346	641,075	816,109	62,849
DIRE DAWA	6	6,129	23,114	146,810	26,024	47,340	3,577
OTHER REGIONS *.....	3	603	1,568	62,053	11,387	899	-
T O T A L . .	169	77,960	412,158	5,008,193	1,400,585	1,885,278	169,250

* OTHER REGIONS INCLUDE TIGRAY, AFFAR AND GAMBELLA REGIONS EACH WITH ONE ESTABLISHMENT.
1. 156 ESTABLISHMENTS
2. 109 ESTABLISHMENTS

**SUMMARY OF OPERATIONS OF LARGE AND MEDIUM SCALE MANUFACTURE INDUSTRIES BY REGIONAL STATES
AND URBAN CENTERS, PRIVATE - 1995/96(1988 E.F.Y.)**

TABLE 4.48

ALL VALUES (IN '000 BIRR)

REGIONAL STATES AND URBAN CENTERS	NO. OF ESTAB.	NO. OF PERSONS ENGAGED	WAGES AND SALARIES	GROSS VALUE OF PRODUCTION	VALUE ADDED IN NATIONAL ACCOUNT CONCEPT (FACTOR COST)	1 FIXED ASSETS	2 NEW CAPITAL EXPENDITURE
TIGRAY	24	512	1,534	18,620	8,913	21,114	4,449
ADIGRAT	4	53	79	732	214	1,587	-
AXUME	3	31	56	916	305	1,388	-
MEKELE	10	265	880	12,795	5,960	8,144	671
QUIHA	6	120	379	3,165	2,036	4,161	2,278
OTHER TOWNS	1	43	141	1,011	397	5,834	1,500
AMHARA	30	449	672	10,500	3,639	3,966	736
BAHIR DAR	14	245	404	5,909	2,399	1,970	654
BURE	2	30	41	1,586	458	447	68
WOLDIA	4	45	53	566	158	281	10
OTHER TOWNS	10	129	175	2,439	624	1,268	4
OROMIA	34	898	3,074	47,191	17,769	40,579	5,315
DEBRE ZEIT	3	248	747	13,658	5,293	10,029	2,915
NAZARETH	7	158	421	4,338	1,146	1,395	40
OTHER TOWNS	24	492	1,906	29,195	11,330	29,155	2,360
SOMALIE	1	14	23	228	43	52	-
JIJIGA	1	14	23	228	43	52	-
S.N.N.P.	21	431	1,000	9,814	4,610	8,201	1,089
ARBA MINCH	2	16	21	197	93	63	3
AWASSA	10	245	618	6,171	3,106	5,598	822
SODO	2	24	23	330	43	536	-
OTHER TOWNS	7	146	338	3,117	1,368	2,003	265
HARARI	4	71	213	1,542	660	1,026	16
ADDIS ABABA	340	10,596	37,663	697,444	155,726	283,900	48,402
DIRE DAWA	19	268	669	5,571	1,895	10,382	10
T O T A L . .	473	13,239	44,849	790,911	193,254	369,221	60,017

1. 459 ESTABLISHMENTS
2. 178 ESTABLISHMENTS

FIXED ASSETS AND NEW CAPITAL EXPENDITURE BY INDUSTRIAL GROUP AND OWNERSHIP
1995/96(1988 E.F.Y.)

TABLE 4.49

(IN '000 BIRR)

INDUSTRIAL GROUP	1 FIXED ASSETS			2 NEW CAPITAL EXPENDITURE		
	PUBLIC	PRIVATE	TOTAL	PUBLIC	PRIVATE	TOTAL
MANUFACTURE OF FOOD PRODUCTS AND BEVERAGES.....	523,348	60,837	584,186	87,613	7,074	94,687
Production, processing and preserving of meat, fruit and vegetables	12,077	-	12,077	2,507	-	2,507
Manufacture of vegetable and animal oils and fats...	26,134	14,439	40,573	166	5,711	5,877
Manufacture of dairy products	49,417	-	49,417	-	-	-
Manufacture of grain mill products	78,849	26,440	105,289	8,911	330	9,241
Manufacture of prepared animal feeds	879	-	879	32	-	32
Manufacture of bakery products	8,721	13,748	22,469	2,519	685	3,204
Manufacture of sugar and sugar confectionery	77,325	101	77,425	41,726	-	41,726
Manufacture of macaroni and spaghetti.....	4,968	985	5,952	287	-	287
Manufacture of food products n.e.c.	15,629	996	16,625	63	37	100
Distilling, rectifying and blending of spirits	3,079	4,129	7,208	505	310	816
Manufacture of wines	656	-	656	53	-	53
Manufacture of malt liquors and malt	138,831	-	138,831	27,113	-	27,113
Manufacture of soft drinks & production of mineral waters	106,785	-	106,785	3,731	-	3,731
MANUFACTURE OF TOBACCO PRODUCTS	23,425	-	23,425	1,414	-	1,414
Manufacture of tobacco products.....	23,425	-	23,425	1,414	-	1,414
MANUFACTURE OF TEXTILES	481,558	14,876	496,434	8,052	3,276	11,328
Spinning, weaving and finishing of textiles	429,302	3,314	432,616	6,667	271	6,939
Manufacture of cordage, rope, twine and netting	52,256	9,179	61,435	1,384	2,915	4,299
Knitting mills	-	2,383	2,383	-	90	90
MANUFACTURE OF WEARING APPAREL, EXCEPT FUR APPAREL....	8,516	14,730	23,246	1,519	1,233	2,752
Manufacture of wearing apparel except fur apparel....	8,516	14,730	23,246	1,519	1,233	2,752
TANNING AND DRESSING OF LEATHER; MANUFACTURE OF FOOTWEAR, LUGGAGE AND HANDBAGS	41,838	87,057	128,894	7,114	15,061	22,175
Tanning and dressing of leather, luggage and handbags	35,202	12,109	47,310	5,970	2,662	8,632
Manufacture of footwear.....	6,636	74,948	81,584	1,144	12,399	13,543
MANUFACTURE OF WOOD AND OF PRODUCTS OF WOOD AND CORK, EXCEPT FURNITURE	7,001	3,093	10,094	1,120	94	1,214
Manufacture of wood and of products of wood and cork, except furniture.....	7,001	3,093	10,094	1,120	94	1,214
MANUFACTURE OF PAPER, PAPER PRODUCTS AND PRINTING	50,777	20,067	70,844	5,123	3,447	8,570
Manufacture of paper and paper products.....	10,393	2,033	12,426	1,337	192	1,529
Publishing and printing services.....	40,385	18,033	58,418	3,786	3,255	7,041
MANUFACTURE OF CHEMICALS AND CHEMICAL PRODUCTS.....	132,910	23,445	156,354	7,605	3,010	10,615
Manufacture of basic chemicals, except fertilizers and nitrogen compounds.....	110,518	-	110,518	1,380	-	1,380
Manufacture of paints, varnishes and mastics	6,566	3,864	10,430	54	1,243	1,297

FIXED ASSETS AND NEW CAPITAL EXPENDITURE BY INDUSTRIAL GROUP AND OWNERSHIP
1995/96(1988 E.F.Y.)

TABLE 4.49(Contd..)

(IN '000 BIRR)

INDUSTRIAL GROUP	1 FIXED ASSETS			2 NEW CAPITAL EXPENDITURE		
	PUBLIC	PRIVATE	TOTAL	PUBLIC	PRIVATE	TOTAL
Manufacture of pharmaceuticals, medicinal chemicals and botanical products.....	11,334	1,935	13,269	6,011	96	6,107
Manufacture of soap and detergents cleaning and polishing, perfumes and toilet preparations.....	4,492	16,065	20,557	159	1,666	1,826
Manufacture of chemical products n.e.c.	-	1,581	1,581	-	5	5
MANUFACTURE OF RUBBER AND PLASTIC PRODUCTS.....	234,801	15,810	250,611	23,013	3,815	26,828
Manufacture of rubber products.....	218,547	2,377	220,925	16,041	-	16,041
Manufacture of plastic products.....	16,253	13,433	29,687	6,972	3,815	10,787
MANUFACTURE OF OTHER NON-METALLIC MINERAL PRODUCTS ...	244,145	44,486	288,631	21,923	5,616	27,539
Manufacture of glass and glass products.....	14,242	-	14,242	41	-	41
Manufacture of structural clay products	2,892	3,767	6,659	45	2,270	2,316
Manufacture of cement, lime and plaster	205,014	-	205,014	17,914	-	17,914
Manufacture of articles of concrete, cement and plaster	16,424	14,651	31,075	2,030	1,372	3,403
Manufacture of non-metallic mineral products n.e.c..	5,573	26,068	31,641	1,892	1,973	3,865
MANUFACTURE OF BASIC IRON AND STEEL.....	7,696	-	7,696	2,226	-	2,226
Manufacture of basic iron and steel.....	7,696	-	7,696	2,226	-	2,226
MANUFACTURE OF FABRICATED METAL PRODUCTS EXCEPT MACHINERY AND EQUIPMENT	100,687	22,434	123,121	2,112	5,352	7,463
Manufacture of structural metal products, tanks, reservoirs and containers of metal	-	20,845	20,845	-	5,256	5,256
Manufacture of cutlery, hand tools and general hardware	19,508	33	19,541	1,210	1	1,211
Manufacture of other fabricated metal products	81,179	1,555	82,734	902	94	996
MANUFACTURE OF MACHINERY AND EQUIPMENT N.E.C.	11,876	2,584	14,459	49	115	164
Manufacture of pumps, compressors, taps and valves..	11,499	-	11,499	40	-	40
Manufacture of ovens, furnaces and furnace burners..	-	786	786	-	3	3
Manufacture of other general purpose machinery.....	-	799	799	-	76	76
Manufacture of machinery for food and beverage processing	-	999	999	-	37	37
Manufacture of accumulators, primary cells and and primary batteries	377	-	377	8	-	8
MANUFACTURE OF MOTOR VEHICLES	11,736	18,517	30,253	225	2,195	2,420
Manufacture of bodies for motor vehicles.....	11,736	18,267	30,003	225	2,195	2,420
Manufacture of parts and accessories for motor vehicles and their engines.....	-	250	250	-	-	-
MANUFACTURE OF FURNITURE; MANUFACTURING N.E.C.	4,965	41,286	46,251	141	9,730	9,871
Manufacture of furniture; manufacturing n.e.c.....	4,965	41,286	46,251	141	9,730	9,871
T O T A L	1,885,278	369,221	2,254,498	169,250	60,017	229,267

1.FOR 615 ESTABLISHMENTS (PUBLIC 156 AND PRIVATE 459)

2.FOR 287 ESTABLISHMENTS (PUBLIC 109 AND PRIVATE 178)

**FIXED ASSETS OF REPORTING ESTABLISHMENTS BY TYPE AND INDUSTRIAL GROUP
PUBLIC AND PRIVATE - 1995/96(1988 E.F.Y.)**

TABLE 4.50

(IN '000 BIRR)

INDUSTRIAL GROUP	NO. OF ESTAB.	BUILDING AND OTHER CONST- RUCTION WORKS	MACHINERY AND EQUIPMENT	VEHICLES	OTHERS	TOTAL
MANUFACTURE OF FOOD PRODUCTS AND BEVERAGES.....	159	241,924	263,849	62,498	15,915	584,186
Production, processing and preserving of meat, fruit and vegetables	7	5,554	3,446	1,720	1,357	12,077
Manufacture of vegetable and animal oils and fats....	28	24,918	12,612	2,311	732	40,573
Manufacture of dairy products	1	37,789	9,232	1,373	1,023	49,417
Manufacture of grain mill products	18	55,899	40,639	6,728	2,023	105,289
Manufacture of prepared animal feeds	2	761	63	49	6	879
Manufacture of bakery products	70	11,365	7,989	1,952	1,164	22,469
Manufacture of sugar and sugar confectionery	5	23,618	25,144	25,616	3,047	77,425
Manufacture of macaroni and spaghetti.....	3	2,682	2,553	507	211	5,952
Manufacture of food products n.e.c.	5	10,018	6,422	20	165	16,625
Distilling, rectifying and blending of spirits	7	1,755	3,414	1,708	331	7,208
Manufacture of wines	1	394	54	-	207	656
Manufacture of malt liquors and malt	5	44,119	86,031	5,144	3,537	138,831
Manufacture of soft drinks & production of mineral waters	7	23,053	66,251	15,369	2,113	106,785
MANUFACTURE OF TOBACCO PRODUCTS	1	5,137	11,578	5,303	1,407	23,425
Manufacture of tobacco products.....	1	5,137	11,578	5,303	1,407	23,425
MANUFACTURE OF TEXTILES	31	208,283	278,450	4,345	5,356	496,434
Spinning, weaving and finishing of textiles	19	173,076	252,648	3,329	3,563	432,616
Manufacture of cordage, rope, twine and netting	3	34,870	24,050	838	1,677	61,435
Knitting mills	9	337	1,751	178	116	2,383
MANUFACTURE OF WEARING APPAREL, EXCEPT FUR APPAREL.....	22	12,837	7,654	2,137	618	23,246
Manufacture of wearing apparel except fur apparel.....	22	12,837	7,654	2,137	618	23,246
TANNING AND DRESSING OF LEATHER; MANUFACTURE OF FOOTWEAR, LUGGAGE AND HANDBAGS	63	40,175	75,798	9,074	3,848	128,894
Tanning and dressing of leather, luggage and handbags.	8	8,310	29,932	7,313	1,756	47,310
Manufacture of footwear.....	55	31,865	45,865	1,762	2,092	81,584
MANUFACTURE OF WOOD AND OF PRODUCTS OF WOOD AND CORK, EXCEPT FURNITURE	25	4,764	2,869	1,868	593	10,094
Manufacture of wood and of products of wood and cork, except furniture.....	25	4,764	2,869	1,868	593	10,094
MANUFACTURE OF PAPER, PAPER PRODUCTS AND PRINTING	43	21,217	37,560	5,183	6,884	70,844
Manufacture of paper and paper products.....	5	6,220	4,686	700	821	12,426
Publishing and printing services.....	38	14,997	32,875	4,483	6,064	58,418
MANUFACTURE OF CHEMICALS AND CHEMICAL PRODUCTS.....	35	55,938	88,279	10,030	2,107	156,354
Manufacture of basic chemicals, except fertilizers and nitrogen compounds.....	2	38,302	64,699	6,841	676	110,518
Manufacture of paints, varnishes and mastics	5	4,644	4,363	835	588	10,430

FIXED ASSETS OF REPORTING ESTABLISHMENTS BY TYPE AND INDUSTRIAL GROUP
PUBLIC AND PRIVATE - 1995/96(1988 E.F.Y.)

TABLE 4.50(Contd..)

(IN '000 BIRR)

INDUSTRIAL GROUP	NO. OF ESTAB.	BUILDING AND OTHER CONST- RUCTION WORKS	MACHINERY AND EQUIPMENT	VEHICLES	OTHERS	TOTAL
Manufacture of pharmaceuticals, medicinal chemicals and botanical products.....	2	3,017	9,353	762	137	13,269
Manufacture of soap and detergents cleaning and polishing, perfumes and toilet preparations.....	23	9,753	8,719	1,409	677	20,557
Manufacture of chemical products n.e.c.	3	222	1,146	184	30	1,581
MANUFACTURE OF RUBBER AND PLASTIC PRODUCTS.....	15	58,808	188,383	2,267	1,153	250,611
Manufacture of rubber products.....	4	55,043	164,159	1,389	333	220,925
Manufacture of plastic products.....	11	3,765	24,224	877	820	29,687
MANUFACTURE OF OTHER NON-METALLIC MINERAL PRODUCTS	81	142,509	125,083	17,865	3,174	288,631
Manufacture of glass and glass products.....	2	5,425	8,156	436	225	14,242
Manufacture of structural clay products	7	2,304	3,294	957	103	6,659
Manufacture of cement, lime and plaster	5	115,068	81,871	6,668	1,407	205,014
Manufacture of articles of concrete, cement and plaster	64	13,034	7,714	9,238	1,089	31,075
Manufacture of non-metallic mineral products n.e.c....	3	6,677	24,047	566	350	31,641
MANUFACTURE OF BASIC IRON AND STEEL.....	3	1,797	3,964	1,412	522	7,696
Manufacture of basic iron and steel.....	3	1,797	3,964	1,412	522	7,696
MANUFACTURE OF FABRICATED METAL PRODUCTS EXCEPT MACHINERY AND EQUIPMENT	39	50,483	67,688	2,211	2,739	123,121
Manufacture of structural metal products, tanks, reservoirs and containers of metal	29	12,265	6,864	1,209	507	20,845
Manufacture of cutlery, hand tools and general hardware	4	10,737	7,825	501	479	19,541
Manufacture of other fabricated metal products	6	27,481	52,999	502	1,753	82,734
MANUFACTURE OF MACHINERY AND EQUIPMENT N.E.C.	15	7,727	5,843	622	268	14,459
Manufacture of pumps, compressors, taps and valves...	1	6,744	4,097	451	207	11,499
Manufacture of ovens, furnaces and furnace burners...	5	457	211	89	29	786
Manufacture of other general purpose machinery.....	2	83	660	56	1	799
Manufacture of machinery for food and beverage processing	6	131	851	9	7	999
Manufacture of accumulators, primary cells and and primary batteries	1	311	25	17	24	377
MANUFACTURE OF MOTOR VEHICLES	11	20,968	4,419	3,195	1,671	30,253
Manufacture of bodies for motor vehicles.....	9	20,968	4,179	3,190	1,666	30,003
Manufacture of parts and accessories for motor vehicles and their engines.....	2	-	240	6	5	250
MANUFACTURE OF FURNITURE; MANUFACTURING N.E.C.	72	22,264	15,571	6,041	2,376	46,251
Manufacture of furniture; manufacturing n.e.c.....	72	22,264	15,571	6,041	2,376	46,251
T O T A L	615	894,830	1,176,987	134,050	48,631	2,254,498

**FIXED ASSETS OF REPORTING ESTABLISHMENTS BY TYPE AND INDUSTRIAL GROUP
PUBLIC - 1995/96(1988 E.F.Y.)**

TABLE 4.51

(IN '000 BIRR)

INDUSTRIAL GROUP	NO. OF ESTAB.	BUILDING AND OTHER CONST- RUCTION WORKS	MACHINERY AND EQUIPMENT	VEHICLES	OTHERS	TOTAL
MANUFACTURE OF FOOD PRODUCTS AND BEVERAGES.....	55	208,650	244,756	55,955	13,987	523,348
Production, processing and preserving of meat, fruit and vegetables.....	7	5,554	3,446	1,720	1,357	12,077
Manufacture of vegetable and animal oils and fats....	9	17,005	6,593	1,970	567	26,134
Manufacture of dairy products.....	1	37,789	9,232	1,373	1,023	49,417
Manufacture of grain mill products.....	11	40,039	33,865	3,412	1,533	78,849
Manufacture of prepared animal feeds.....	2	761	63	49	6	879
Manufacture of bakery products.....	3	4,394	3,446	729	152	8,721
Manufacture of sugar and sugar confectionery.....	3	23,618	25,053	25,616	3,037	77,325
Manufacture of macaroni and spaghetti.....	2	2,160	2,315	323	169	4,968
Manufacture of food products n.e.c.....	3	9,421	6,053	20	136	15,629
Distilling, rectifying and blending of spirits.....	1	344	2,355	230	150	3,079
Manufacture of wines.....	1	394	54	-	207	656
Manufacture of malt liquors and malt.....	5	44,119	86,031	5,144	3,537	138,831
Manufacture of soft drinks & production of mineral waters.....	7	23,053	66,251	15,369	2,113	106,785
MANUFACTURE OF TOBACCO PRODUCTS.....	1	5,137	11,578	5,303	1,407	23,425
Manufacture of tobacco products.....	1	5,137	11,578	5,303	1,407	23,425
MANUFACTURE OF TEXTILES.....	17	203,935	270,064	3,661	3,897	481,558
Spinning, weaving and finishing of textiles.....	15	172,450	250,216	3,164	3,472	429,302
Manufacture of cordage, rope, twine and netting.....	2	31,485	19,849	497	425	52,256
Knitting mills.....	-	-	-	-	-	-
MANUFACTURE OF WEARING APPAREL, EXCEPT FUR APPAREL.....	5	4,286	2,791	1,194	245	8,516
Manufacture of wearing apparel except fur apparel....	5	4,286	2,791	1,194	245	8,516
TANNING AND DRESSING OF LEATHER; MANUFACTURE OF FOOTWEAR, LUGGAGE AND HANDBAGS.....	9	7,672	27,166	5,288	1,712	41,838
Tanning and dressing of leather, luggage and handbags.	6	5,500	23,145	5,005	1,552	35,202
Manufacture of footwear.....	3	2,172	4,021	283	160	6,636
MANUFACTURE OF WOOD AND OF PRODUCTS OF WOOD AND CORK, EXCEPT FURNITURE.....	13	2,566	2,287	1,602	546	7,001
Manufacture of wood and of products of wood and cork, except furniture.....	13	2,566	2,287	1,602	546	7,001
MANUFACTURE OF PAPER, PAPER PRODUCTS AND PRINTING.....	9	17,387	24,067	3,773	5,550	50,777
Manufacture of paper and paper products.....	2	5,451	3,825	390	727	10,393
Publishing and printing services.....	7	11,936	20,242	3,383	4,823	40,385
MANUFACTURE OF CHEMICALS AND CHEMICAL PRODUCTS.....	9	44,356	78,983	8,062	1,509	132,910
Manufacture of basic chemicals, except fertilizers and nitrogen compounds.....	2	38,302	64,699	6,841	676	110,518
Manufacture of paints, varnishes and mastics.....	3	2,615	3,186	256	508	6,566

FIXED ASSETS OF REPORTING ESTABLISHMENTS BY TYPE AND INDUSTRIAL GROUP
PUBLIC - 1995/96(1988 E.F.Y.)

TABLE 4.51(Contd..)

(IN '000 BIRR)

INDUSTRIAL GROUP	NO. OF ESTAB.	BUILDING AND OTHER CONST- RUCTION WORKS	MACHINERY AND EQUIPMENT	VEHICLES	OTHERS	TOTAL
Manufacture of pharmaceuticals, medicinal chemicals and botanical products.....	1	2,205	8,287	740	103	11,334
Manufacture of soap and detergents cleaning and polishing, perfumes and toilet preparations.....	3	1,235	2,812	224	222	4,492
Manufacture of chemical products n.e.c.	-	-	-	-	-	-
MANUFACTURE OF RUBBER AND PLASTIC PROCDUCTS.....	4	55,645	176,973	1,590	594	234,801
Manufacture of rubber products.....	1	54,367	162,585	1,301	294	218,547
Manufacture of plastic products.....	3	1,277	14,388	289	300	16,253
MANUFACTURE OF OTHER NON-METALLIC MINERAL PRODUCTS	18	131,697	97,580	12,089	2,778	244,145
Manufacture of glass and glass products.....	1	5,425	8,156	436	225	14,242
Manufacture of structural clay products	3	1,734	955	155	47	2,892
Manufacture of cement, lime and plaster	5	115,068	81,871	6,668	1,407	205,014
Manufacture of articles of concrete, cement and plaster	8	7,803	3,155	4,493	973	16,424
Manufacture of non-metallic mineral products n.e.c....	1	1,667	3,444	337	125	5,573
MANUFACTURE OF BASIC IRON AND STEEL.....	3	1,797	3,964	1,412	522	7,696
Manufacture of basic iron and steel.....	3	1,797	3,964	1,412	522	7,696
MANUFACTURE OF FABRICATED METAL PRODUCTS EXCEPT MACHINERY AND EQUIPMENT	5	37,560	60,040	962	2,125	100,687
Manufacture of structural metal products, tanks, reservoirs and containers of metal	-	-	-	-	-	-
Manufacture of cutlery, hand tools and general hardware	3	10,718	7,811	501	478	19,508
Manufacture of other fabricated metal products	2	26,842	52,229	462	1,647	81,179
MANUFACTURE OF MACHINERY AND EQUIPMENT N.E.C.	2	7,055	4,121	467	232	11,876
Manufacture of pumps, compressors, taps and valves...	1	6,744	4,097	451	207	11,499
Manufacture of ovens, furnaces and furnace burners...	-	-	-	-	-	-
Manufacture of other general purpose machinery.....	-	-	-	-	-	-
Manufacture of machinery for food and beverage processing	-	-	-	-	-	-
Manufacture of accumulators, primary cells and and primary batteries	1	311	25	17	24	377
MANUFACTURE OF MOTOR VEHICLES	1	10,853	679	182	23	11,736
Manufacture of bodies for motor vehicles.....	1	10,853	679	182	23	11,736
Manufacture of parts and accessories for motor vehicles and their engines.....	-	-	-	-	-	-
MANUFACTURE OF FURNITURE; MANUFACTURING N.E.C.	5	2,024	1,886	637	418	4,965
Manufacture of furniture; manufacturing n.e.c.....	5	2,024	1,886	637	418	4,965
T O T A L	156	740,621	1,006,936	102,178	35,543	1,885,278

FIXED ASSETS OF REPORTING ESTABLISHMENTS BY TYPE AND INDUSTRIAL GROUP
PRIVATE - 1995/96(1988 E.F.Y.)

TABLE 4.52

(IN '000 BIRR)

INDUSTRIAL GROUP	NO. OF ESTAB.	BUILDING AND OTHER CONST- RUCTION WORKS	MACHINERY AND EQUIPMENT	VEHICLES	OTHERS	TOTAL
MANUFACTURE OF FOOD PRODUCTS AND BEVERAGES.....	104	33,275	19,093	6,542	1,928	60,837
Production, processing and preserving of meat, fruit and vegetables	-	-	-	-	-	-
Manufacture of vegetable and animal oils and fats....	19	7,913	6,019	341	166	14,439
Manufacture of dairy products	-	-	-	-	-	-
Manufacture of grain mill products	7	15,860	6,774	3,316	489	26,440
Manufacture of prepared animal feeds	-	-	-	-	-	-
Manufacture of bakery products	67	6,971	4,543	1,223	1,011	13,748
Manufacture of sugar and sugar confectionery	2	-	91	-	10	101
Manufacture of macaroni and spaghetti	1	522	237	184	41	985
Manufacture of food products n.e.c.	2	597	369	-	29	996
Distilling, rectifying and blending of spirits	6	1,411	1,059	1,478	181	4,129
Manufacture of wines	-	-	-	-	-	-
Manufacture of malt liquors and malt	-	-	-	-	-	-
Manufacture of soft drinks & production of mineral waters	-	-	-	-	-	-
MANUFACTURE OF TOBACCO PRODUCTS	-	-	-	-	-	-
Manufacture of tobacco products	-	-	-	-	-	-
MANUFACTURE OF TEXTILES	14	4,348	8,385	684	1,459	14,876
Spinning, weaving and finishing of textiles	4	626	2,432	165	91	3,314
Manufacture of cordage, rope, twine and netting	1	3,386	4,202	340	1,251	9,179
Knitting mills	9	337	1,751	178	116	2,383
MANUFACTURE OF WEARING APPAREL, EXCEPT FUR APPAREL.....	17	8,551	4,863	943	373	14,730
Manufacture of wearing apparel except fur apparel.....	17	8,551	4,863	943	373	14,730
TANNING AND DRESSING OF LEATHER; MANUFACTURE OF FOOTWEAR, LUGGAGE AND HANDBAGS	54	32,503	48,632	3,786	2,136	87,057
Tanning and dressing of leather, luggage and handbags.	2	2,810	6,788	2,308	204	12,109
Manufacture of footwear	52	29,693	41,844	1,478	1,932	74,948
MANUFACTURE OF WOOD AND OF PRODUCTS OF WOOD AND CORK, EXCEPT FURNITURE.....	12	2,198	582	266	46	3,093
Manufacture of wood and of products of wood and cork, except furniture	12	2,198	582	266	46	3,093
MANUFACTURE OF PAPER, PAPER PRODUCTS AND PRINTING	34	3,829	13,493	1,410	1,335	20,067
Manufacture of paper and paper products	3	769	861	310	94	2,033
Publishing and printing services	31	3,061	12,632	1,100	1,240	18,033
MANUFACTURE OF CHEMICALS AND CHEMICAL PRODUCTS.....	26	11,581	9,296	1,968	599	23,445
Manufacture of basic chemicals, except fertilizers and nitrogen compounds	-	-	-	-	-	-
Manufacture of paints, varnishes and mastics	2	2,029	1,177	578	80	3,864

FIXED ASSETS OF REPORTING ESTABLISHMENTS BY TYPE AND INDUSTRIAL GROUP
PRIVATE - 1995/96(1988 E.F.Y.)

TABLE 4.52(Contd..)

(IN '000 BIRR)

INDUSTRIAL GROUP	NO. OF ESTAB.	BUILDING AND OTHER CONST- RUCTION WORKS	MACHINERY AND EQUIPMENT	VEHICLES	OTHERS	TOTAL
Manufacture of pharmaceuticals, medicinal chemicals and botanical products.....	1	812	1,067	22	34	1,935
Manufacture of soap and detergents cleaning and polishing, perfumes and toilet preparations.....	20	8,518	5,907	1,185	455	16,065
Manufacture of chemical products n.e.c.	3	222	1,146	184	30	1,581
MANUFACTURE OF RUBBER AND PLASTIC PRODUCTS.....	11	3,164	11,410	677	559	15,810
Manufacture of rubber products.....	3	676	1,574	88	39	2,377
Manufacture of plastic products.....	8	2,488	9,836	589	521	13,433
MANUFACTURE OF OTHER NON-METALLIC MINERAL PRODUCTS	63	10,812	27,502	5,776	396	44,486
Manufacture of glass and glass products.....	1	-	-	-	-	-
Manufacture of structural clay products	4	570	2,339	802	56	3,767
Manufacture of cement, lime and plaster	-	-	-	-	-	-
Manufacture of articles of concrete, cement and plaster	56	5,231	4,560	4,745	115	14,651
Manufacture of non-metallic mineral products n.e.c....	2	5,011	20,603	229	225	26,068
MANUFACTURE OF BASIC IRON AND STEEL.....	-	-	-	-	-	-
Manufacture of basic iron and steel.....	-	-	-	-	-	-
MANUFACTURE OF FABRICATED METAL PRODUCTS EXCEPT MACHINERY AND EQUIPMENT.....	34	12,923	7,648	1,249	614	22,434
Manufacture of structural metal products, tanks, reservoirs and containers of metal	29	12,265	6,864	1,209	507	20,845
Manufacture of cutlery, hand tools and general hardware.....	1	19	14	-	-	33
Manufacture of other fabricated metal products	4	639	770	40	106	1,555
MANUFACTURE OF MACHINERY AND EQUIPMENT N.E.C.	13	671	1,722	154	37	2,584
Manufacture of pumps, compressors, taps and valves...	-	-	-	-	-	-
Manufacture of ovens, furnaces and furnace burners...	5	457	211	89	29	786
Manufacture of other general purpose machinery.....	2	83	660	56	1	799
Manufacture of machinery for food and beverage processing	6	131	851	9	7	999
Manufacture of accumulators, primary cells and and primary batteries	-	-	-	-	-	-
MANUFACTURE OF MOTOR VEHICLES	10	10,115	3,740	3,014	1,648	18,517
Manufacture of bodies for motor vehicles.....	8	10,115	3,500	3,008	1,644	18,267
Manufacture of parts and accessories for motor vehicles and their engines.....	2	-	240	6	5	250
MANUFACTURE OF FURNITURE; MANUFACTURING N.E.C.	67	20,240	13,685	5,403	1,958	41,286
Manufacture of furniture; manufacturing n.e.c.....	67	20,240	13,685	5,403	1,958	41,286
T O T A L	459	154,210	170,051	31,872	13,087	369,221

**FIXED ASSETS BY SIZE OF PERSONS ENGAGED AND INDUSTRIAL GROUP
PUBLIC AND PRIVATE - 1995/96(1988 E.F.Y.)**

TABLE 4.53

(IN '000 BIRR)

INDUSTRIAL GROUP	SIZE - GROUP			
	10 - 19	20 - 49	50 & OVER	TOTAL
MANUFACTURE OF FOOD PRODUCTS AND BEVERAGES.....	16,896	20,526	546,764	584,186
Production, processing and preserving of meat, fruit and vegetables	-	-	12,077	12,077
Manufacture of vegetable and animal oils and fats...	8,072	6,133	26,368	40,573
Manufacture of dairy products	-	-	49,417	49,417
Manufacture of grain mill products	1,049	7,124	97,115	105,289
Manufacture of prepared animal feeds	-	-	879	879
Manufacture of bakery products	7,532	4,396	10,542	22,469
Manufacture of sugar and sugar confectionery	66	67	77,292	77,425
Manufacture of macaroni and spaghetti	-	985	4,968	5,952
Manufacture of food products n.e.c.	-	-	16,625	16,625
Distilling, rectifying and blending of spirits	177	1,822	5,209	7,208
Manufacture of wines	-	-	656	656
Manufacture of malt liquors and malt	-	-	138,831	138,831
Manufacture of soft drinks & production of mineral waters	-	-	106,785	106,785
MANUFACTURE OF TOBACCO PRODUCTS	-	-	23,425	23,425
Manufacture of tobacco products	-	-	23,425	23,425
MANUFACTURE OF TEXTILES	4,013	1,676	490,745	496,434
Spinning, weaving and finishing of textiles	2,090	1,217	429,310	432,616
Manufacture of cordage, rope, twine and netting	-	-	61,435	61,435
Knitting mills	1,924	459	-	2,383
MANUFACTURE OF WEARING APPAREL, EXCEPT FUR APPAREL....	4,316	5,950	12,979	23,246
Manufacture of wearing apparel except fur apparel...	4,316	5,950	12,979	23,246
TANNING AND DRESSING OF LEATHER; MANUFACTURE OF FOOTWEAR, LUGGAGE AND HANDBAGS	9,545	35,795	83,554	128,894
Tanning and dressing of leather, luggage and handbags	-	-	47,310	47,310
Manufacture of footwear.....	9,545	35,795	36,244	81,584
MANUFACTURE OF WOOD AND OF PRODUCTS OF WOOD AND CORK, EXCEPT FURNITURE	1,676	1,040	7,378	10,094
Manufacture of wood and of products of wood and cork, except furniture.....	1,676	1,040	7,378	10,094
MANUFACTURE OF PAPER, PAPER PRODUCTS AND PRINTING	4,465	6,401	59,978	70,844
Manufacture of paper and paper products.....	-	894	11,532	12,426
Publishing and printing services.....	4,465	5,506	48,446	58,418
MANUFACTURE OF CHEMICALS AND CHEMICAL PRODUCTS.....	8,948	6,179	141,227	156,354
Manufacture of basic chemicals, except fertilizers and nitrogen compounds	-	-	110,518	110,518
Manufacture of paints, varnishes and mastics	423	3,441	6,566	10,430

**FIXED ASSETS BY SIZE OF PERSONS ENGAGED AND INDUSTRIAL GROUP
PUBLIC AND PRIVATE - 1995/96(1988 E.F.Y.)**

TABLE 4.53(Contd..)

(IN '000 BIRR)

INDUSTRIAL GROUP	SIZE - GROUP			
	10 - 19	20 - 49	50 & OVER	TOTAL
Manufacture of pharmaceuticals, medicinal chemicals and botanical products.....	-	1,935	11,334	13,269
Manufacture of soap and detergents cleaning and polishing, perfumes and toilet preparations.....	7,646	458	12,453	20,557
Manufacture of chemical products n.e.c.	878	346	357	1,581
MANUFACTURE OF RUBBER AND PLASTIC PRODUCTS.....	3,620	6,670	240,321	250,611
Manufacture of rubber products.....	354	581	219,990	220,925
Manufacture of plastic products.....	3,266	6,089	20,332	29,687
MANUFACTURE OF OTHER NON-METALLIC MINERAL PRODUCTS ...	11,687	9,220	267,724	288,631
Manufacture of glass and glass products.....	-	-	14,242	14,242
Manufacture of structural clay products	15	3,752	2,892	6,659
Manufacture of cement, lime and plaster	-	3,685	201,328	205,014
Manufacture of articles of concrete, cement and plaster	11,672	1,658	17,746	31,075
Manufacture of non-metallic mineral products n.e.c..	-	125	31,516	31,641
MANUFACTURE OF BASIC IRON AND STEEL.....	-	-	7,696	7,696
Manufacture of basic iron and steel.....	-	-	7,696	7,696
MANUFACTURE OF FABRICATED METAL PRODUCTS EXCEPT MACHINERY AND EQUIPMENT	3,930	15,064	104,126	123,121
Manufacture of structural metal products, tanks, reservoirs and containers of metal	3,798	13,607	3,439	20,845
Manufacture of cutlery, hand tools and general hardware	33	-	19,508	19,541
Manufacture of other fabricated metal products	98	1,457	81,179	82,734
MANUFACTURE OF MACHINERY AND EQUIPMENT N.E.C.	1,708	876	11,876	14,459
Manufacture of pumps, compressors, taps and valves..	-	-	11,499	11,499
Manufacture of ovens, furnaces and furnace burners..	649	136	-	786
Manufacture of other general purpose machinery.....	799	-	-	799
Manufacture of machinery for food and beverage processing	259	740	-	999
Manufacture of accumulators, primary cells and and primary batteries	-	-	377	377
MANUFACTURE OF MOTOR VEHICLES	3,901	6,228	20,124	30,253
Manufacture of bodies for motor vehicles.....	3,651	6,228	20,124	30,003
Manufacture of parts and accessories for motor vehicles and their engines.....	250	-	-	250
MANUFACTURE OF FURNITURE; MANUFACTURING N.E.C.	4,418	16,050	25,783	46,251
Manufacture of furniture; manufacturing n.e.c.....	4,418	16,050	25,783	46,251
T O T A L	79,124	131,676	2,043,699	2,254,498

FIXED ASSETS BY SIZE OF PERSONS ENGAGED AND INDUSTRIAL GROUP
PUBLIC - 1995/96(1988 E.F.Y.)

TABLE 4.54

(IN '000 BIRR)

INDUSTRIAL GROUP	SIZE - GROUP			
	10 - 19	20 - 49	50 & OVER	TOTAL
MANUFACTURE OF FOOD PRODUCTS AND BEVERAGES.....	-	32	523,316	523,348
Production, processing and preserving of meat, fruit and vegetables	-	-	12,077	12,077
Manufacture of vegetable and animal oils and fats...	-	-	26,134	26,134
Manufacture of dairy products	-	-	49,417	49,417
Manufacture of grain mill products	-	-	78,849	78,849
Manufacture of prepared animal feeds	-	-	879	879
Manufacture of bakery products	-	-	8,721	8,721
Manufacture of sugar and sugar confectionery	-	32	77,292	77,325
Manufacture of macaroni and spaghetti	-	-	4,968	4,968
Manufacture of food products n.e.c.	-	-	15,629	15,629
Distilling, rectifying and blending of spirits	-	-	3,079	3,079
Manufacture of wines	-	-	656	656
Manufacture of malt liquors and malt	-	-	138,831	138,831
Manufacture of soft drinks & production of mineral waters	-	-	106,785	106,785
MANUFACTURE OF TOBACCO PRODUCTS	-	-	23,425	23,425
Manufacture of tobacco products.....	-	-	23,425	23,425
MANUFACTURE OF TEXTILES	-	-	481,558	481,558
Spinning, weaving and finishing of textiles	-	-	429,302	429,302
Manufacture of cordage, rope, twine and netting	-	-	52,256	52,256
Knitting mills	-	-	-	-
MANUFACTURE OF WEARING APPAREL, EXCEPT FUR APPAREL....	-	-	8,516	8,516
Manufacture of wearing apparel except fur apparel....	-	-	8,516	8,516
TANNING AND DRESSING OF LEATHER; MANUFACTURE OF FOOTWEAR, LUGGAGE AND HANDBAGS	-	-	41,838	41,838
Tanning and dressing of leather, luggage and handbags	-	-	35,202	35,202
Manufacture of footwear.....	-	-	6,636	6,636
MANUFACTURE OF WOOD AND OF PRODUCTS OF WOOD AND CORK, EXCEPT FURNITURE	-	-	7,001	7,001
Manufacture of wood and of products of wood and cork, except furniture.....	-	-	7,001	7,001
MANUFACTURE OF PAPER, PAPER PRODUCTS AND PRINTING	-	-	50,777	50,777
Manufacture of paper and paper products.....	-	-	10,393	10,393
Publishing and printing services.....	-	-	40,385	40,385
MANUFACTURE OF CHEMICALS AND CHEMICAL PRODUCTS.....	-	-	132,910	132,910
Manufacture of basic chemicals, except fertilizers and nitrogen compounds.....	-	-	110,518	110,518
Manufacture of paints, varnishes and mastics	-	-	6,566	6,566

FIXED ASSETS BY SIZE OF PERSONS ENGAGED AND INDUSTRIAL GROUP
PUBLIC - 1995/96(1988 E.F.Y.)

TABLE 4.54(Contd..)

(IN '000 BIRR)

INDUSTRIAL GROUP	SIZE - GROUP			
	10 - 19	20 - 49	50 & OVER	TOTAL
Manufacture of pharmaceuticals, medicinal chemicals and botanical products.....	-	-	11,334	11,334
Manufacture of soap and detergents cleaning and polishing, perfumes and toilet preparations.....	-	-	4,492	4,492
Manufacture of chemical products n.e.c.	-	-	-	-
MANUFACTURE OF RUBBER AND PLASTIC PRODUCTS.....	-	-	234,801	234,801
Manufacture of rubber products.....	-	-	218,547	218,547
Manufacture of plastic products.....	-	-	16,253	16,253
MANUFACTURE OF OTHER NON-METALLIC MINERAL PRODUCTS ...	52	3,685	240,407	244,145
Manufacture of glass and glass products.....	-	-	14,242	14,242
Manufacture of structural clay products	-	-	2,892	2,892
Manufacture of cement, lime and plaster	-	3,685	201,328	205,014
Manufacture of articles of concrete, cement and plaster	52	-	16,372	16,424
Manufacture of non-metallic mineral products n.e.c..	-	-	5,573	5,573
MANUFACTURE OF BASIC IRON AND STEEL.....	-	-	7,696	7,696
Manufacture of basic iron and steel.....	-	-	7,696	7,696
MANUFACTURE OF FABRICATED METAL PRODUCTS EXCEPT MACHINERY AND EQUIPMENT	-	-	100,687	100,687
Manufacture of structural metal products, tanks, reservoirs and containers of metal	-	-	-	-
Manufacture of cutlery, hand tools and general hardware	-	-	19,508	19,508
Manufacture of other fabricated metal products	-	-	81,179	81,179
MANUFACTURE OF MACHINERY AND EQUIPMENT N.E.C.	-	-	11,876	11,876
Manufacture of pumps, compressors, taps and valves..	-	-	11,499	11,499
Manufacture of ovens, furnaces and furnace burners..	-	-	-	-
Manufacture of other general purpose machinery.....	-	-	-	-
Manufacture of machinery for food and beverage processing	-	-	-	-
Manufacture of accumulators, primary cells and and primary batteries	-	-	377	377
MANUFACTURE OF MOTOR VEHICLES	-	-	11,736	11,736
Manufacture of bodies for motor vehicles.....	-	-	11,736	11,736
Manufacture of parts and accessories for motor vehicles and their engines.....	-	-	-	-
MANUFACTURE OF FURNITURE; MANUFACTURING N.E.C.	-	118	4,847	4,965
Manufacture of furniture; manufacturing n.e.c.....	-	118	4,847	4,965
T O T A L	52	3,836	1,881,390	1,885,278

**FIXED ASSETS BY SIZE OF PERSONS ENGAGED AND INDUSTRIAL GROUP
PRIVATE - 1995/96(1988 E.F.Y.)**

TABLE 4.55

(IN '000 BIRR)

INDUSTRIAL GROUP	SIZE - GROUP			
	10 - 19	20 - 49	50 & OVER	TOTAL
MANUFACTURE OF FOOD PRODUCTS AND BEVERAGES.....	16,896	20,494	23,448	60,837
Production, processing and preserving of meat, fruit and vegetables	-	-	-	-
Manufacture of vegetable and animal oils and fats...	8,072	6,133	234	14,439
Manufacture of dairy products	-	-	-	-
Manufacture of grain mill products	1,049	7,124	18,266	26,440
Manufacture of prepared animal feeds	-	-	-	-
Manufacture of bakery products	7,532	4,396	1,821	13,748
Manufacture of sugar and sugar confectionery	66	35	-	101
Manufacture of macaroni and spaghetti.....	-	985	-	985
Manufacture of food products n.e.c.	-	-	996	996
Distilling, rectifying and blending of spirits	177	1,822	2,131	4,129
Manufacture of wines	-	-	-	-
Manufacture of malt liquors and malt	-	-	-	-
Manufacture of soft drinks & production of mineral waters.....	-	-	-	-
MANUFACTURE OF TOBACCO PRODUCTS	-	-	-	-
Manufacture of tobacco products.....	-	-	-	-
MANUFACTURE OF TEXTILES	4,013	1,676	9,187	14,876
Spinning, weaving and finishing of textiles	2,090	1,217	8	3,314
Manufacture of cordage, rope, twine and netting	-	-	9,179	9,179
Knitting mills	1,924	459	-	2,383
MANUFACTURE OF WEARING APPAREL, EXCEPT FUR APPAREL....	4,316	5,950	4,463	14,730
Manufacture of wearing apparel except fur apparel....	4,316	5,950	4,463	14,730
TANNING AND DRESSING OF LEATHER; MANUFACTURE OF FOOTWEAR, LUGGAGE AND HANDBAGS	9,545	35,795	41,716	87,057
Tanning and dressing of leather, luggage and handbags	-	-	12,109	12,109
Manufacture of footwear.....	9,545	35,795	29,607	74,948
MANUFACTURE OF WOOD AND OF PRODUCTS OF WOOD AND CORK, EXCEPT FURNITURE	1,676	1,040	377	3,093
Manufacture of wood and of products of wood and cork, except furniture.....	1,676	1,040	377	3,093
MANUFACTURE OF PAPER, PAPER PRODUCTS AND PRINTING	4,465	6,401	9,201	20,067
Manufacture of paper and paper products.....	-	894	1,139	2,033
Publishing and printing services.....	4,465	5,506	8,062	18,033
MANUFACTURE OF CHEMICALS AND CHEMICAL PRODUCTS.....	8,948	6,179	8,318	23,445
Manufacture of basic chemicals, except fertilizers and nitrogen compounds.....	-	-	-	-
Manufacture of paints, varnishes and mastics	423	3,441	-	3,864

FIXED ASSETS BY SIZE OF PERSONS ENGAGED AND INDUSTRIAL GROUP
PRIVATE - 1995/96(1988 E.F.Y.)

TABLE 4.55(Contd..)

(IN '000 BIRR)

INDUSTRIAL GROUP	SIZE - GROUP			
	10 - 19	20 - 49	50 & OVER	TOTAL
Manufacture of pharmaceuticals, medicinal chemicals and botanical products.....	-	1,935	-	1,935
Manufacture of soap and detergents cleaning and polishing, perfumes and toilet preparations.....	7,646	458	7,961	16,065
Manufacture of chemical products n.e.c.	878	346	357	1,581
MANUFACTURE OF RUBBER AND PLASTIC PRODUCTS.....	3,620	6,670	5,521	15,810
Manufacture of rubber products.....	354	581	1,442	2,377
Manufacture of plastic products.....	3,266	6,089	4,078	13,433
MANUFACTURE OF OTHER NON-METALLIC MINERAL PRODUCTS ...	11,635	5,535	27,317	44,486
Manufacture of glass and glass products.....	-	-	-	-
Manufacture of structural clay products	15	3,752	-	3,767
Manufacture of cement, lime and plaster	-	-	-	-
Manufacture of articles of concrete, cement and plaster	11,620	1,658	1,374	14,651
Manufacture of non-metallic mineral products n.e.c..	-	125	25,943	26,068
MANUFACTURE OF BASIC IRON AND STEEL.....	-	-	-	-
Manufacture of basic iron and steel.....	-	-	-	-
MANUFACTURE OF FABRICATED METAL PRODUCTS EXCEPT MACHINERY AND EQUIPMENT	3,930	15,064	3,439	22,434
Manufacture of structural metal products, tanks, reservoirs and containers of metal	3,798	13,607	3,439	20,845
Manufacture of cutlery, hand tools and general hardware	33	-	-	33
Manufacture of other fabricated metal products	98	1,457	-	1,555
MANUFACTURE OF MACHINERY AND EQUIPMENT N.E.C.	1,708	876	-	2,584
Manufacture of pumps, compressors, taps and valves..	-	-	-	-
Manufacture of ovens, furnaces and furnace burners..	649	136	-	786
Manufacture of other general purpose machinery.....	799	-	-	799
Manufacture of machinery for food and beverage processing	259	740	-	999
Manufacture of accumulators, primary cells and and primary batteries	-	-	-	-
MANUFACTURE OF MOTOR VEHICLES	3,901	6,228	8,387	18,517
Manufacture of bodies for motor vehicles.....	3,651	6,228	8,387	18,267
Manufacture of parts and accessories for motor vehicles and their engines.....	250	-	-	250
MANUFACTURE OF FURNITURE; MANUFACTURING N.E.C.	4,418	15,932	20,936	41,286
Manufacture of furniture; manufacturing n.e.c.....	4,418	15,932	20,936	41,286
T O T A L	79,072	127,840	162,309	369,221

**INVESTMENT IN FIXED ASSETS OF REPORTING ESTABLISHMENTS* BY SOURCE AND
INDUSTRIAL GROUP-PUBLIC AND PRIVATE - 1995/96(1988 E.F.Y.)**

TABLE 4.56

(IN '000 BIRR)

INDUSTRIAL GROUP 1	DOMESTIC SOURCE				FOREIGN SOURCE 6	GRAND TOTAL 7=(5+6)
	OWN FUND	BANK LOAN	OTHERS	TOTAL		
	2	3	4	5=(2+3+4)		
MANUFACTURE OF FOOD PRODUCTS AND BEVERAGES.....	55,219	36,715	2,753	94,687	-	94,687
MANUFACTURE OF TOBACCO PRODUCTS	1,414	-	-	1,414	-	1,414
MANUFACTURE OF TEXTILES	5,397	2,915	-	8,312	3,016	11,328
MANUFACTURE OF WEARING APPAREL, EXCEPT FUR APPAREL....	1,676	1,076	-	2,752	-	2,752
TANNING AND DRESSING OF LEATHER; MANUFACTURE OF FOOTWEAR, LUGGAGE AND HANDBAGS	19,365	1,953	795	22,113	62	22,175
MANUFACTURE OF WOOD AND OF PRODUCTS OF WOOD AND CORK, EXCEPT FURNITURE	1,152	-	61	1,214	-	1,214
MANUFACTURE OF PAPER, PAPER PRODUCTS AND PRINTING	8,026	325	219	8,570	-	8,570
MANUFACTURE OF CHEMICALS AND CHEMICAL PRODUCTS.....	9,169	459	987	10,615	-	10,615
MANUFACTURE OF RUBBER AND PLASTIC PROCDUCTS.....	25,062	1,766	-	26,828	-	26,828
MANUFACTURE OF OTHER NON-METALLIC MINERAL PRODUCTS ...	27,056	482	-	27,539	-	27,539
MANUFACTURE OF BASIC IRON AND STEEL.....	2,226	-	-	2,226	-	2,226
MANUFACTURE OF FABRICATED METAL PRODUCTS EXCEPT MACHINERY AND EQUIPMENT	2,748	4,716	-	7,463	-	7,463
MANUFACTURE OF MACHINERY AND EQUIPMENT N.E.C.	89	-	76	164	-	164
MANUFACTURE OF MOTOR VEHICLES	2,213	-	208	2,420	-	2,420
MANUFACTURE OF FURNITURE; MANUFACTURING N.E.C.	2,510	6,671	691	9,871	-	9,871
T O T A L	163,320	57,078	5,791	226,189	3,078	229,267

* 287 ESTABLISHMENTS

**QUANTITY OF MAJOR RAW MATERIALS CONSUMED FOR REPORTING ESTABLISHMENTS
BY INDUSTRIAL GROUP - PUBLIC AND PRIVATE
1995/96(1988 E.F.Y.)**

TABLE 4.57

INDUSTRIAL GROUP	DESCRIPTION OF ARTICLES	UNIT	QUANTITY OF MAJOR RAW MATERIALS CONSUMED		
			LOCAL	IMPORTED	TOTAL
FOOD AND BEVERAGE	MEAT-----	TONS	933	-	933
	PULSES-----	TONS	707	-	707
	VEGETABLES-----	TONS	9,000	-	9,000
	EDIBLE OIL-----	TONS	160	2	162
	FLOUR-----	TONS	28,070	105	28,175
	WHEAT(UNMILLED)-----	TONS	175,902	7,814	183,716
	MAIZE(UNMILLED)-----	TONS	3,248	-	3,248
	MILK (RAW)-----	H.L.	39,377	-	39,377
	MILK (POWDER)-----	TONS	182	6	188
	OIL SEEDS-----	TONS	43,373	-	43,373
	ORANGE-----	TONS	779	-	779
	SUGAR CANE-----	('000 TONS)	1,581	-	1,581
	SUGAR-----	TONS	12,438	-	12,438
	GLUCOSE-----	TONS	-	220	220
	TEA LEAVES-----	TONS	16,271	39	16,310
	ALCOHOL-----	H.L.	13,186	-	13,186
	CARBON DIOXIDE-----	TONS	937	2	939
	ESSENCE-----	TONS	-	340	340
	GRAPES AND RAISINS-----	TONS	77	111	188
	HOPS-----	TONS	-	56	56
	MALT-----	TONS	9,854	8,284	18,138
	MOLASSES-----	TONS	12,195	-	12,195
	BARLEY-----	TONS	15,530	-	15,530
TOBACCO	TOBACCO LEAVES-----	TONS	1,173	534	1,707
TEXTILES	COTTON YARN-----	TONS	320	6	326
	FABRICS-----	('000 M)	1,302	132	1,434
	FIBRE (POLYSTER)-----	TONS	-	329	329
	FIBRE (ACRYLIC)-----	TONS	-	88	88
	JUTE (FIBRE)-----	TONS	155	5,964	6,119
	SISAL (LEAVES)-----	CUB. M.	10,337	-	10,337
	WOOL (WASTE)-----	TONS	-	2,508	2,508
	ACRYLIC (YARN)-----	TONS	3	656	659
	COTTON (LINT)-----	TONS	13,824	795	14,619
	NYLON YARN-----	TONS	1	391	392
	CHEMICAL DYESTAFF-----	TONS	31	1,757	1,788
LEATHER AND FOOTWEAR	SHEEP AND GOAT SKIN-----	('000 PCS)	14,694	-	14,694
	HIDES AND SKINS-----	TONS	3,768	-	3,768
	LEATHER LINNING-----	('000SQ.FT)	13	-	13
	LEATHER GARMENT-----	SQ. FT.	656,421	-	656,421
	P.V.C FOR SOLE-----	TONS	-	592	592
	CHEMICALS-----	TONS	11,943	16,871	28,814

**QUANTITY OF MAJOR RAW MATERIALS CONSUMED FOR REPORTING ESTABLISHMENTS
BY INDUSTRIAL GROUP - PUBLIC AND PRIVATE
1995/96(1988 E.F.Y.)**

TABLE 4.57 (Contd..)

INDUSTRIAL GROUP	DESCRIPTION OF ARTICLES	UNIT	QUANTITY OF MAJOR RAW MATERIALS CONSUMED		
			LOCAL	IMPORTED	TOTAL
WOOD	CHIPWOOD-----	PCS.	384	-	384
	LOG-----	CUB. M	28,443	-	28,443
	PLYWOOD-----	PCS.	13,257	200	13,457
	VENEER-----	SQ.M	-	48,360	48,360
	PLUNK-----	CUB.M	1,438	-	1,438
PAPER AND PRINTING	PULP-----	TONS	-	5,548	5,548
	BOXING PAPER-----	TONS	43	653	696
	WASTE PAPER-----	TONS	-	1,429	1,429
	CHEMICALS-----	TONS	30	844	874
	PAPER-----	TONS	2,908	6,114	9,022
CHEMICAL	CAUSTIC SODA-----	TONS	2	1,303	1,305
	NATURAL AND SYNTHETIC RUBBER	M.T.	-	1,915	1,915
	SODIUM COMPOUND-----	M.T.	1,370	1,570	2,940
	TALLOW-----	M.T.	1,071	3,140	4,211
	PARAFFINE WAX-----	TONS	-	390	390
	RESINE-----	TONS	552	860	1,412
	FATTY ACID-----	TONS	-	6,285	6,285
	POLYTHELENE-----	TONS	-	2,231	2,231
	P.V.C-----	TONS	5,594	4,732	10,326
	COPPER(ELECTRIC WIRE)-----	TONS	-	185	185
	PETROLEUM JELLY(VASELINE)---	TONS	-	332	332
	PARAFFINE-----	TONS	-	162	162
NON-METAL	CEMENT-----	TONS	24,108	-	24,108
	CLAY-----	CUB.M	2,194	-	2,194
	CULLET FLINT-----	TONS	2,686	-	2,686
	GRAVEL-----	CUB.M	13,242	-	13,242
	GYPSUM-----	TONS	2,734	-	2,734
	LIME STONE-----	TONS	106,366	-	106,366
	MARBLE-----	TONS	14,392	-	14,392
	PUMICE-----	CUB.M	59,925	-	59,925
	SAND-----	CUB.M	44,366	-	44,366
	SILICA SAND-----	TONS	4,637	-	4,637
	SODA ASH-----	TONS	1,394	-	1,394
METAL	ALUMINIUM-----	TONS	2	219	221
	CROWN TIN PLATE -----	('000 SHEETS)	-	698	698
	GALVANIZED COILS-----	TONS	-	2,691	2,691
	IRON SCARP-----	TONS	3,141	-	3,141
	STEEL SHEETS-----	TONS	356	23,392	23,748
	WIRE ROD-----	TONS	-	3,417	3,417
	ZINC-----	TONS	-	1,944	1,944
	IRON (BILLET)-----	TONS	-	6,845	6,845
	PIG IRON -----	TONS	4	262	266
	IRON BARS-----	TONS	20	90	110
	CHEMICALS FOR METAL-----	TONS	-	164	164
FURNITURE	CHIPWOOD-----	PCS.	16,464	518	16,982
	FORMICA-----	PCS.	2,604	3,307	5,911
	LOG-----	CUB. M	140	-	140
	PLYWOOD-----	PCS.	13,866	21,077	34,943
	VENEER-----	SQ.M	10,908	-	10,908
	PLUNK-----	CUB.M	25,187	1,624	26,811

**COST OF RAW MATERIALS, ENERGY CONSUMED AND PAYMENTS FOR INDUSTRIAL AND NON-INDUSTRIAL
SERVICES RENDERED BY INDUSTRIAL GROUP - PUBLIC AND PRIVATE
1995/96(1988 E.F.Y.)**

TABLE 4.58

IN ('000 BIRR)

INDUSTRIAL GROUP	NO. OF ESTAB	COST OF RAW MATERIALS CONSUMED			COST OF ENERGY CONSUMED	PAYMENTS FOR INDUS- TRIAL SERVICE	TOTAL INDUS- TRIAL COST	TRANS- PORT COST	PAYMENTS FOR NON-IND- USTRIAL SERVICE	TOTAL INDUSTRIAL AND NON-INDUS- TRIAL COST
		LOCAL	IMPO- RTED	TOTAL						
MANUFACTURE OF FOOD PRODUCTS AND BEVERAGES.....	174	640,981	167,449	808,430	38,931	26,052	873,412	30,583	71,769	975,764
Production, processing and preserving of meat, fruit and vegetables	7	20,931	9,321	30,252	2,338	6,360	38,950	1,060	5,226	45,236
Manufacture of vegetable and animal oils and fats...	28	35,525	860	36,386	2,308	852	39,545	1,534	1,943	43,022
Manufacture of dairy products	1	7,428	704	8,132	341	111	8,583	271	650	9,504
Manufacture of grain mill products	18	232,475	12,117	244,592	3,832	1,886	250,310	3,819	5,638	259,767
Manufacture of prepared animal feeds	2	1,997	87	2,084	74	116	2,274	124	265	2,664
Manufacture of bakery products	79	102,311	4,752	107,063	4,403	1,315	112,780	1,196	3,992	117,968
Manufacture of sugar and sugar confectionery	5	60,515	50,942	111,457	6,136	553	118,145	4,865	13,693	136,703
Manufacture of macaroni and spaghetti	3	25,728	-	25,728	699	205	26,632	422	1,013	28,067
Manufacture of food products n.e.c.	5	29,726	340	30,067	1,144	246	31,456	1,239	3,159	35,854
Distilling, rectifying and blending of spirits	10	13,287	1,836	15,123	2,055	634	17,811	685	2,221	20,717
Manufacture of wines	3	4,691	5,026	9,716	144	265	10,125	1,709	843	12,676
Manufacture of malt liquors and malt	5	64,420	46,945	111,365	11,960	5,228	128,553	9,934	14,597	153,084
Manufacture of soft drinks & production of mineral waters	8	41,948	34,519	76,467	3,498	8,282	88,247	3,725	18,528	110,500
MANUFACTURE OF TOBACCO PRODUCTS	1	6,330	107,130	113,461	3,863	6,780	124,103	1,081	4,485	129,670
Manufacture of tobacco products.....	1	6,330	107,130	113,461	3,863	6,780	124,103	1,081	4,485	129,670
MANUFACTURE OF TEXTILES	32	237,681	147,567	385,248	37,190	9,367	431,806	7,338	19,777	458,921
Spinning, weaving and finishing of textiles	20	236,486	117,777	354,263	36,033	2,444	392,740	6,347	16,359	415,446
Manufacture of cordage, rope, twine and netting	3	1,082	27,720	28,802	1,127	6,896	36,825	898	3,313	41,036
Knitting mills	9	114	2,069	2,183	30	28	2,241	93	105	2,439
MANUFACTURE OF WEARING APPAREL, EXCEPT FUR APPAREL....	23	22,173	14,795	36,969	331	1,691	38,990	1,203	3,788	43,981
Manufacture of wearing apparel except fur apparel....	23	22,173	14,795	36,969	331	1,691	38,990	1,203	3,788	43,981
TANNING AND DRESSING OF LEATHER; MANUFACTURE OF FOOTWEAR, LUGGAGE AND HANDBAGS	63	333,493	83,984	417,478	5,486	8,201	431,165	7,238	18,546	456,949
Tanning and dressing of leather, luggage and handbags	8	287,805	49,309	337,114	3,637	4,932	345,683	5,715	15,162	366,560
Manufacture of footwear.....	55	45,688	34,675	80,363	1,850	3,269	85,482	1,523	3,384	90,389
MANUFACTURE OF WOOD AND OF PRODUCTS OF WOOD AND CORK, EXCEPT FURNITURE	26	10,414	7,820	18,234	3,136	1,092	22,462	2,993	2,737	28,193
Manufacture of wood and of products of wood and cork, except furniture.....	26	10,414	7,820	18,234	3,136	1,092	22,462	2,993	2,737	28,193
MANUFACTURE OF PAPER, PAPER PRODUCTS AND PRINTING	43	39,995	97,518	137,513	5,582	3,244	146,340	8,501	14,536	169,376
Manufacture of paper and paper products.....	5	2,567	67,719	70,286	4,706	1,751	76,744	6,084	2,331	85,159
Publishing and printing services.....	38	37,428	29,799	67,227	876	1,493	69,596	2,416	12,205	84,217
MANUFACTURE OF CHEMICALS AND CHEMICAL PRODUCTS.....	35	45,729	156,280	202,009	3,559	8,611	214,180	2,191	23,437	239,808
Manufacture of basic chemicals, except fertilizers and nitrogen compounds.....	2	6,591	2,612	9,203	1,003	195	10,401	149	14,384	24,933
Manufacture of paints, varnishes and mastics	5	23,957	27,167	51,124	265	170	51,559	365	2,734	54,657

**COST OF RAW MATERIALS, ENERGY CONSUMED AND PAYMENTS FOR INDUSTRIAL AND NON-INDUSTRIAL
SERVICES RENDERED BY INDUSTRIAL GROUP - PUBLIC AND PRIVATE
1995/96(1988 E.F.Y.)**

TABLE 4.58 (Contd..)

IN ('000 BIRR)

INDUSTRIAL GROUP	NO.OF ESTAB	COST OF RAW MATERIALS CONSUMED			COST OF ENERGY CONSUMED	PAYMENTS FOR INDUS- TRIAL SERVICE	TOTAL INDUS- TRIAL COST	TRANS- PORT COST	PAYMENTS FOR NON-IND- USTRIAL SERVICE	TOTAL INDUSTRIAL AND NON-INDUS- TRIAL COST
		LOCAL	IMPO- RTED	TOTAL						
Manufacture of pharmaceuticals, medicinal chemicals and botanical products.....	2	579	37,732	38,310	354	114	38,778	470	2,180	41,428
Manufacture of soap and detergents cleaning and polishing, perfumes and toilet preparations.....	23	14,121	85,095	99,216	1,879	8,106	109,201	1,167	2,552	112,920
Manufacture of chemical products n.e.c.	3	482	3,674	4,156	58	27	4,241	39	1,589	5,869
MANUFACTURE OF RUBBER AND PLASTIC PRODCUTS.....	15	5,245	99,096	104,341	7,066	4,268	115,676	1,047	6,426	123,149
Manufacture of rubber products.....	4	20	51,259	51,278	4,972	1,319	57,570	758	3,666	61,994
Manufacture of plastic products.....	11	5,226	47,837	53,063	2,094	2,949	58,106	289	2,760	61,155
MANUFACTURE OF OTHER NON-METALLIC MINERAL PRODUCTS ...	85	52,495	37,646	90,141	91,594	31,344	213,079	6,101	17,095	236,275
Manufacture of glass and glass products.....	2	4,293	742	5,036	3,162	79	8,276	490	1,318	10,085
Manufacture of structural clay products	7	260	176	436	2,477	82	2,994	354	500	3,848
Manufacture of cement, lime and plaster	7	18,795	34,151	52,946	84,020	7,907	144,872	1,821	10,440	157,133
Manufacture of articles of concrete, cement and plaster	64	17,198	669	17,867	868	22,532	41,267	2,817	3,245	47,329
Manufacture of non-metallic mineral products n.e.c..	5	11,949	1,908	13,857	1,068	745	15,670	618	1,592	17,880
MANUFACTURE OF BASIC IRON AND STEEL.....	3	1,403	191,735	193,138	3,416	3,511	200,064	848	2,656	203,569
Manufacture of basic iron and steel.....	3	1,403	191,735	193,138	3,416	3,511	200,064	848	2,656	203,569
MANUFACTURE OF FABRICATED METAL PRODUCTS EXCEPT MACHINERY AND EQUIPMENT	39	5,343	48,493	53,836	2,107	2,934	58,877	1,669	7,919	68,465
Manufacture of structural metal products, tanks, reservoirs and containers of metal	29	1,486	8,823	10,309	150	267	10,726	281	830	11,838
Manufacture of cutlery, hand tools and general hardware	4	2,080	8,539	10,618	466	1,560	12,645	426	3,213	16,284
Manufacture of other fabricated metal products	6	1,777	31,131	32,908	1,491	1,107	35,506	962	3,875	40,343
MANUFACTURE OF MACHINERY AND EQUIPMENT N.E.C.	15	1,346	2,945	4,291	294	71	4,656	312	631	5,599
Manufacture of pumps, compressors, taps and valves..	1	87	1,426	1,513	217	-	1,730	230	326	2,286
Manufacture of ovens, furnaces and furnace burners..	5	1,011	264	1,275	21	19	1,315	26	45	1,386
Manufacture of other general purpose machinery.....	2	101	114	215	3	2	220	18	19	256
Manufacture of machinery for food and beverage processing	6	147	162	308	20	26	354	3	64	422
Manufacture of accumulators, primary cells and and primary batteries	1	-	980	980	34	24	1,038	35	177	1,249
MANUFACTURE OF MOTOR VEHICLES	13	13,050	141,355	154,405	419	13,922	168,747	382	8,246	177,375
Manufacture of bodies for motor vehicles.....	11	13,045	141,346	154,391	417	13,922	168,729	382	8,233	177,344
Manufacture of parts and accessories for motor vehicles and their engines.....	2	5	9	14	3	-	17	-	14	31
MANUFACTURE OF FURNITURE; MANUFACTURING N.E.C.	75	24,259	6,533	30,792	482	1,460	32,733	916	3,338	36,987
Manufacture of furniture; manufacturing n.e.c.....	75	24,259	6,533	30,792	482	1,460	32,733	916	3,338	36,987
T O T A L	642	1,439,941	1,310,345	2,750,286	203,457	122,548	3,076,290	72,403	205,386	3,354,080

NUMBER OF ESTABLISHMENTS AND COST OF ENERGY CONSUMED BY INDUSTRIAL GROUP
PUBLIC AND PRIVATE - 1995/96(1988 E.F.Y.)

TABLE 4.59

INDUSTRIAL GROUP	NO. OF ESTABLISHMENTS BY TYPE OF ENERGY CONSUMED			TOTAL COST OF ENERGY CONSUMED (IN '000 BIRR)			
	ELECTR- ICITY	WOOD AND CHARCOAL	OTHER FUELS	ELECTRICITY	WOOD AND CHARCOAL	OTHER FUELS	TOTAL
MANUFACTURE OF FOOD PRODUCTS AND BEVERAGES.....	174	61	111	17,387	1,034	20,510	38,931
Production, processing and preserving of meat, fruit and vegetables	7	-	7	738	-	1,600	2,338
Manufacture of vegetable and animal oils and fats...	28	10	21	1,143	70	1,094	2,308
Manufacture of dairy products	1	-	1	338	-	3	341
Manufacture of grain mill products	18	-	12	3,292	-	540	3,832
Manufacture of prepared animal feeds	2	1	2	20	3	51	74
Manufacture of bakery products	79	45	38	2,612	854	937	4,403
Manufacture of sugar and sugar confectionery	5	-	5	1,362	-	4,774	6,136
Manufacture of macaroni and spaghetti.....	3	-	3	418	-	281	699
Manufacture of food products n.e.c.	5	2	1	1,034	98	11	1,144
Distilling, rectifying and blending of spirits	10	-	6	304	-	1,750	2,055
Manufacture of wines	3	3	3	59	8	76	144
Manufacture of malt liquors and malt	5	-	5	4,610	-	7,351	11,960
Manufacture of soft drinks & production of mineral waters	8	-	7	1,457	-	2,041	3,498
MANUFACTURE OF TOBACCO PRODUCTS	1	-	1	2,759	-	1,104	3,863
Manufacture of tobacco products.....	1	-	1	2,759	-	1,104	3,863
MANUFACTURE OF TEXTILES	32	-	25	22,140	-	15,050	37,190
Spinning, weaving and finishing of textiles	20	-	16	21,252	-	14,782	36,033
Manufacture of cordage, rope, twine and netting	3	-	3	862	-	266	1,127
Knitting mills	9	-	6	27	-	3	30
MANUFACTURE OF WEARING APPAREL, EXCEPT FUR APPAREL....	22	1	12	280	-	51	331
Manufacture of wearing apparel except fur apparel...	22	1	12	280	-	51	331
TANNING AND DRESSING OF LEATHER; MANUFACTURE OF FOOTWEAR, LUGGAGE AND HANDBAGS	63	1	33	3,213	29	2,244	5,486
Tanning and dressing of leather, luggage and handbags	8	1	7	1,467	29	2,140	3,637
Manufacture of footwear.....	55	-	26	1,746	-	104	1,850
MANUFACTURE OF WOOD AND OF PRODUCTS OF WOOD AND CORK, EXCEPT FURNITURE	23	6	17	1,408	53	1,675	3,136
Manufacture of wood and of products of wood and cork, except furniture.....	23	6	17	1,408	53	1,675	3,136
MANUFACTURE OF PAPER, PAPER PRODUCTS AND PRINTING	43	-	28	5,248	-	334	5,582
Manufacture of paper and paper products.....	5	-	4	4,617	-	90	4,706
Publishing and printing services.....	38	-	24	631	-	244	876
MANUFACTURE OF CHEMICALS AND CHEMICAL PRODUCTS.....	35	2	16	1,421	12	2,127	3,559
Manufacture of basic chemicals, except fertilizers and nitrogen compounds.....	2	-	2	506	-	497	1,003
Manufacture of paints, varnishes and mastics	5	-	4	136	-	129	265

NUMBER OF ESTABLISHMENTS AND COST OF ENERGY CONSUMED BY INDUSTRIAL GROUP
PUBLIC AND PRIVATE - 1995/96(1988 E.F.Y.)

TABLE 4.59 (Contd..)

INDUSTRIAL GROUP	NO. OF ESTABLISHMENTS BY TYPE OF ENERGY CONSUMED			TOTAL COST OF ENERGY CONSUMED (IN '000 BIRR)			
	ELECTR- ICITY	WOOD AND CHARCOAL	OTHER FUELS	ELECTRICITY	WOOD AND CHARCOAL	OTHER FUELS	TOTAL
Manufacture of pharmaceuticals, medicinal chemicals and botanical products.....	2	-	1	168	-	186	354
Manufacture of soap and detergents cleaning and polishing, perfumes and toilet preparations.....	23	2	8	562	12	1,305	1,879
Manufacture of chemical products n.e.c.	3	-	1	48	-	10	58
MANUFACTURE OF RUBBER AND PLASTIC PRODUCTS.....	14	-	7	5,711	-	1,356	7,066
Manufacture of rubber products.....	4	-	2	4,465	-	508	4,972
Manufacture of plastic products.....	10	-	5	1,246	-	848	2,094
MANUFACTURE OF OTHER NON-METALLIC MINERAL PRODUCTS ...	82	7	64	23,494	256	67,844	91,594
Manufacture of glass and glass products.....	2	-	1	2,203	-	959	3,162
Manufacture of structural clay products	7	6	6	329	247	1,900	2,477
Manufacture of cement, lime and plaster	7	-	7	19,833	-	64,187	84,020
Manufacture of articles of concrete, cement and plaster	62	1	45	275	9	584	868
Manufacture of non-metallic mineral products n.e.c..	4	-	5	854	-	214	1,068
MANUFACTURE OF BASIC IRON AND STEEL.....	3	-	1	2,563	-	853	3,416
Manufacture of basic iron and steel.....	3	-	1	2,563	-	853	3,416
MANUFACTURE OF FABRICATED METAL PRODUCTS EXCEPT MACHINERY AND EQUIPMENT	39	1	17	1,507	1	600	2,107
Manufacture of structural metal products, tanks, reservoirs and containers of metal	29	-	12	110	-	40	150
Manufacture of cutlery, hand tools and general hardware	4	-	3	218	-	248	466
Manufacture of other fabricated metal products	6	1	2	1,179	1	312	1,491
MANUFACTURE OF MACHINERY AND EQUIPMENT N.E.C.	15	3	6	278	1	15	294
Manufacture of pumps, compressors, taps and valves..	1	-	-	217	-	-	217
Manufacture of ovens, furnaces and furnace burners..	5	-	2	11	-	10	21
Manufacture of other general purpose machinery.....	2	-	-	3	-	-	3
Manufacture of machinery for food and beverage processing	6	3	4	14	1	5	20
Manufacture of accumulators, primary cells and and primary batteries	1	-	-	34	-	-	34
MANUFACTURE OF MOTOR VEHICLES	13	1	9	178	-	241	419
Manufacture of bodies for motor vehicles.....	11	1	8	176	-	241	417
Manufacture of parts and accessories for motor vehicles and their engines.....	2	-	1	3	-	-	3
MANUFACTURE OF FURNITURE; MANUFACTURING N.E.C.	73	1	54	333	3	146	482
Manufacture of furniture; manufacturing n.e.c.....	73	1	54	333	3	146	482
T O T A L	632	84	401	87,919	1,390	114,148	203,457

**PRODUCTION OF MAJOR MANUFACTURED ARTICLES FOR REPORTING ESTABLISHMENTS
BY INDUSTRIAL GROUP - 1995/96(1988 E.F.Y.)**

TABLE 4.60

NAME OF PRODUCT	UNIT	QUANTITY PRODUCED
		1988
FOOD AND BEVERAGE		
Meat	TONS	682
Vegetable Soup	"	1,990
Zigin and Shiro wet	"	860
Marmalade	"	844
Tomato Paste	"	1,949
Milk Pasturized	H.L.	45,229
Butter and Ghee	TONS	45
Cheese	"	5
Edible Oil	"	4,870
Oil Cakes	"	20,606
Flour (Wheat)	"	121,160
Fafa, Dube, Edget, Meten	"	3,215
Macaroni and Pasta	"	14,564
Biscuits	"	7,822
Galetta	"	2,619
Bread	"	20,303
Sugar	"	171,917
Tea	"	4,444
Molasses	"	58,235
Sweets	"	1,801
Animal Feed	"	4,601
Beer	H.L.	876,395
Wine	"	58,145
Liquors	"	16,915
Alcohol	"	18,986
Lemonade	"	741,079
Mineral Water	"	357,753
Malt	TONS	12,030
TOBACCO		
Cigarettes	('000 PCS)	1,861,930
TEXTILES		
Cotton Fabrics	('000 SQ.M)	47,599
Nylon Fabrics	"	5,161
Acrylic Yarn	TONS	277
Cotton Yarn	"	4,440
Blanket (Woolen)	('000 SQ.M)	3,375
Blanket (Waste Cotton)	PCS	400,977
Bed sheet	PCS	31,770
Shirts	DOZEN	10,939
Carpets	SQ.M	17,840
Gunny Bags	TONS	6,648
Hosieries	DOZEN	57,975
Wearing Apparel (Except Leather)	"	26,407
Wearing Apparel (Leather)	PCS	10,411
Sweater	DOZEN	5,317
Sewing Thread	TONS	12
Emroidery Thread	"	9
Jano Thread	"	25

**PRODUCTION OF MAJOR MANUFACTURED ARTICLES FOR REPORTING ESTABLISHMENTS
BY INDUSTRIAL GROUP - 1995/96(1988 E.F.Y.)**

TABLE 4.60 (contd.)

NAME OF PRODUCT	UNIT	QUANTITY PRODUCED
		1988
LEATHER AND FOOTWEAR		
Leather Shoes and Boots	PAIRS	1,384,703
Canvas and Rubber Shoes	"	1,783,897
Plastic Footwear	"	604,348
Leather Upper and Lining	('000 SQ.M)	1,136
Semi Processed Skins	('000 PCS)	15,308
Leather Garment	('000 SQ.FT.)	826
Plastic Sole	PAIRS	1,371,187
Crust Hides and Wet Blue Hides	('000 SQ.FT.)	4,347
WOOD AND FURNITURE		
Timber	CUB. M	8,230
Plywood	"	1,072
Particle Board	"	10,636
PAPER AND PRINTING		
Paper	TONS	8,932
CHEMICAL		
Soap	TONS	18,385
Carbon Dioxide	"	1,009
Oxygen	CUB.M	236,857
Plastic Crates	('000 PCS)	252
Paints	('000 LTR)	3,870
Vaseline	TONS	104
Paraffine	TONS	142
Varnishes and Lacquers	('000 LTR)	335
Capsules	('000 PCS)	149,101
Tablets	"	218,556
Antibiotics	"	3,346
Syrup	('000 LTR)	136
Ointment	TONS	38
Injection of 100 A	('000 PCS)	4,132
Tyres	PCS	80,387
Tubes	"	451,768
Electric Wires	('000 METERS)	12,758
Polythelene Products	TONS	3,208
Candles	"	319
Ball Pen	('000 PCS)	2,727
NON-METALLIC MINERAL PRODUCTS		
Cement	TONS	672,483
Cement Blocks and Tubes	('000 PCS)	15,005
Cement Floor Tiles	SQ.M	709,347
Bricks of Clay	('000 PCS)	15,664
Lime	TONS	7,207
Glasses	('000 PCS)	4,180
Marble	SQ.M.	84,939
Glass Bottles	"	11,706
METAL		
Iron Bars	TONS	1,159
Wires	"	478
Nails	"	3,162
Iron Sheets	"	17,278
Crown Cork	('000 GROSS)	3,887
Motor Vehicle Spring	TONS	580

**NUMBER OF ESTABLISHMENTS AND TOTAL REVENUE FROM SALES BY INDUSTRIAL GROUP
PUBLIC AND PRIVATE - 1995/96(1988 E.F.Y.)**

TABLE 4.61

INDUSTRIAL GROUP	NO. OF ESTABLISHMENTS			REVENUE FROM SALES (IN '000 BIRR)		
	PUBLIC	PRIVATE	TOTAL	PUBLIC	PRIVATE	TOTAL
MANUFACTURE OF FOOD PRODUCTS AND BEVERAGES.....	63	111	174	2,024,558	138,075	2,162,634
Production, processing and preserving of meat, fruit and vegetables	7	-	7	49,086	-	49,086
Manufacture of vegetable and animal oils and fats....	9	19	28	41,306	15,582	56,888
Manufacture of dairy products	1	-	1	9,735	-	9,735
Manufacture of grain mill products	11	7	18	271,338	45,261	316,599
Manufacture of prepared animal feeds	2	-	2	4,028	-	4,028
Manufacture of bakery products	5	74	79	110,983	47,012	157,995
Manufacture of sugar and sugar confectionery	3	2	5	615,671	1,360	617,031
Manufacture of macaroni and spaghetti.....	2	1	3	48,868	1,707	50,575
Manufacture of food products n.e.c.	3	2	5	41,659	18,303	59,962
Distilling, rectifying and blending of spirits	4	6	10	50,143	8,849	58,992
Manufacture of wines	3	-	3	30,042	-	30,042
Manufacture of malt liquors and malt	5	-	5	492,164	-	492,164
Manufacture of soft drinks & production of mineral waters	8	-	8	259,535	-	259,535
MANUFACTURE OF TOBACCO PRODUCTS	1	-	1	243,486	-	243,486
Manufacture of tobacco products.....	1	-	1	243,486	-	243,486
MANUFACTURE OF TEXTILES	18	14	32	610,825	18,302	629,126
Spinning, weaving and finishing of textiles	16	4	20	557,145	2,039	559,184
Manufacture of cordage, rope, twine and netting	2	1	3	53,679	12,361	66,040
Knitting mills	-	9	9	-	3,902	3,902
MANUFACTURE OF WEARING APPAREL, EXCEPT FUR APPAREL.....	6	17	23	60,309	9,048	69,356
Manufacture of wearing apparel except fur apparel.....	6	17	23	60,309	9,048	69,356
TANNING AND DRESSING OF LEATHER; MANUFACTURE OF FOOTWEAR, LUGGAGE AND HANDBAGS	9	54	63	474,903	117,070	591,973
Tanning and dressing of leather, luggage and handbags.	6	2	8	384,184	74,348	458,532
Manufacture of footwear.....	3	52	55	90,719	42,722	133,441
MANUFACTURE OF WOOD AND OF PRODUCTS OF WOOD AND CORK, EXCEPT FURNITURE	13	13	26	60,791	4,883	65,673
Manufacture of wood and of products of wood and cork, except furniture.....	13	13	26	60,791	4,883	65,673
MANUFACTURE OF PAPER, PAPER PRODUCTS AND PRINTING	9	34	43	219,117	27,169	246,286
Manufacture of paper and paper products.....	2	3	5	108,148	2,009	110,157
Publishing and printing services.....	7	31	38	110,969	25,160	136,129
MANUFACTURE OF CHEMICALS AND CHEMICAL PRODUCTS.....	9	26	35	212,739	87,221	299,960
Manufacture of basic chemicals, except fertilizers and nitrogen compounds.....	2	-	2	6,228	-	6,228
Manufacture of paints, varnishes and mastics	3	2	5	68,698	10,579	79,276

**NUMBER OF ESTABLISHMENTS AND TOTAL REVENUE FROM SALES BY INDUSTRIAL GROUP
PUBLIC AND PRIVATE - 1995/96(1988 E.F.Y.)**

TABLE 4.61 (Contd.)

INDUSTRIAL GROUP	NO. OF ESTABLISHMENTS			REVENUE FROM SALES (IN '000 BIRR)		
	PUBLIC	PRIVATE	TOTAL	PUBLIC	PRIVATE	TOTAL
Manufacture of pharmaceuticals, medicinal chemicals and botanical products.....	1	1	2	59,414	222	59,635
Manufacture of soap and detergents cleaning and polishing, perfumes and toilet preparations.....	3	20	23	78,399	65,864	144,263
Manufacture of chemical products n.e.c.	-	3	3	-	10,557	10,557
MANUFACTURE OF RUBBER AND PLASTIC PRODUCTS.....	4	11	15	156,310	16,792	173,102
Manufacture of rubber products.....	1	3	4	75,003	5,017	80,021
Manufacture of plastic products.....	3	8	11	81,306	11,775	93,081
MANUFACTURE OF OTHER NON-METALLIC MINERAL PRODUCTS	21	64	85	341,450	25,830	367,280
Manufacture of glass and glass products.....	1	1	2	20,420	2,923	23,343
Manufacture of structural clay products.....	3	4	7	6,977	1,292	8,269
Manufacture of cement, lime and plaster	6	1	7	271,843	134	271,977
Manufacture of articles of concrete, cement and plaster	8	56	64	28,802	10,884	39,685
Manufacture of non-metallic mineral products n.e.c....	3	2	5	13,408	10,597	24,005
MANUFACTURE OF BASIC IRON AND STEEL.....	3	-	3	264,524	-	264,524
Manufacture of basic iron and steel.....	3	-	3	264,524	-	264,524
MANUFACTURE OF FABRICATED METAL PRODUCTS EXCEPT MACHINERY AND EQUIPMENT	5	34	39	74,149	26,010	100,159
Manufacture of structural metal products, tanks, reservoirs and containers of metal	-	29	29	-	17,155	17,155
Manufacture of cutlery, hand tools and general hardware	3	1	4	21,545	276	21,822
Manufacture of other fabricated metal products	2	4	6	52,604	8,578	61,182
MANUFACTURE OF MACHINERY AND EQUIPMENT N.E.C.	2	13	15	4,421	3,922	8,343
Manufacture of pumps, compressors, taps and valves...	1	-	1	2,930	-	2,930
Manufacture of ovens, furnaces and furnace burners...	-	5	5	-	2,113	2,113
Manufacture of other general purpose machinery.....	-	2	2	-	399	399
Manufacture of machinery for food and beverage processing	-	6	6	-	1,410	1,410
Manufacture of accumulators, primary cells and and primary batteries	1	-	1	1,491	-	1,491
MANUFACTURE OF MOTOR VEHICLES	1	12	13	11,053	168,353	179,406
Manufacture of bodies for motor vehicles.....	1	10	11	11,053	168,286	179,339
Manufacture of parts and accessories for motor vehicles and their engines.....	-	2	2	-	67	67
MANUFACTURE OF FURNITURE; MANUFACTURING N.E.C.	5	70	75	14,837	45,426	60,263
Manufacture of furniture; manufacturing n.e.c.....	5	70	75	14,837	45,426	60,263
T O T A L	169	473	642	4,773,471	688,101	5,461,571

**REVENUE FROM SALES - BY SOURCE AND INDUSTRIAL GROUP - PUBLIC AND PRIVATE
1995/96(1988 E.F.Y.)**

TABLE 4.62

(IN '000 BIRR)

INDUSTRIAL GROUP	REVENUE FROM SALES		
	LOCAL	EXPORT	TOTAL
MANUFACTURE OF FOOD PRODUCTS AND BEVERAGES.....	2,150,720	11,914	2,162,634
Production, processing and preserving of meat, fruit and vegetables	42,458	6,628	49,086
Manufacture of vegetable and animal oils and fats....	56,888	-	56,888
Manufacture of dairy products	9,735	-	9,735
Manufacture of grain mill products	316,599	-	316,599
Manufacture of prepared animal feeds	4,028	-	4,028
Manufacture of bakery products	157,995	-	157,995
Manufacture of sugar and sugar confectionery	611,945	5,086	617,031
Manufacture of macaroni and spaghetti.....	50,575	-	50,575
Manufacture of food products n.e.c.	59,962	-	59,962
Distilling, rectifying and blending of spirits	58,992	-	58,992
Manufacture of wines	29,869	172	30,042
Manufacture of malt liquors and malt	492,164	-	492,164
Manufacture of soft drinks & production of mineral waters	259,508	27	259,535
MANUFACTURE OF TOBACCO PRODUCTS	243,486	-	243,486
Manufacture of tobacco products.....	243,486	-	243,486
MANUFACTURE OF TEXTILES	612,146	16,980	629,126
Spinning, weaving and finishing of textiles	542,203	16,980	559,184
Manufacture of cordage, rope, twine and netting	66,040	-	66,040
Knitting mills	3,902	-	3,902
MANUFACTURE OF WEARING APPAREL, EXCEPT FUR APPAREL.....	65,654	3,702	69,356
Manufacture of wearing apparel except fur apparel....	65,654	3,702	69,356
TANNING AND DRESSING OF LEATHER; MANUFACTURE OF FOOTWEAR, LUGGAGE AND HANDBAGS	225,287	366,686	591,973
Tanning and dressing of leather, luggage and handbags.	92,084	366,448	458,532
Manufacture of footwear.....	133,204	238	133,441
MANUFACTURE OF WOOD AND OF PRODUCTS OF WOOD AND CORK, EXCEPT FURNITURE	64,287	1,386	65,673
Manufacture of wood and of products of wood and cork, except furniture.....	64,287	1,386	65,673
MANUFACTURE OF PAPER, PAPER PRODUCTS AND PRINTING	246,286	-	246,286
Manufacture of paper and paper products.....	110,157	-	110,157
Publishing and printing services.....	136,129	-	136,129
MANUFACTURE OF CHEMICALS AND CHEMICAL PRODUCTS.....	299,960	-	299,960
Manufacture of basic chemicals, except fertilizers and nitrogen compounds.....	6,228	-	6,228
Manufacture of paints, varnishes and mastics	79,276	-	79,276

REVENUE FROM SALES - BY SOURCE AND INDUSTRIAL GROUP - PUBLIC AND PRIVATE
1995/96(1988 E.F.Y.)

TABLE 4.62 (Contd..)

(IN '000 BIRR)

INDUSTRIAL GROUP	REVENUE FROM SALES		
	LOCAL	EXPORT	TOTAL
Manufacture of pharmaceuticals, medicinal chemicals and botanical products.....	59,635	-	59,635
Manufacture of soap and detergents cleaning and polishing, perfumes and toilet preparations.....	144,263	-	144,263
Manufacture of chemical products n.e.c.	10,557	-	10,557
MANUFACTURE OF RUBBER AND PLASTIC PRODUCTS.....	173,102	-	173,102
Manufacture of rubber products.....	80,021	-	80,021
Manufacture of plastic products.....	93,081	-	93,081
MANUFACTURE OF OTHER NON-METALLIC MINERAL PRODUCTS	366,909	370	367,280
Manufacture of glass and glass products.....	23,343	-	23,343
Manufacture of structural clay products	8,269	-	8,269
Manufacture of cement, lime and plaster	271,977	-	271,977
Manufacture of articles of concrete, cement and plaster	39,685	-	39,685
Manufacture of non-metallic mineral products n.e.c....	23,635	370	24,005
MANUFACTURE OF BASIC IRON AND STEEL.....	264,524	-	264,524
Manufacture of basic iron and steel.....	264,524	-	264,524
MANUFACTURE OF FABRICATED METAL PRODUCTS EXCEPT MACHINERY AND EQUIPMENT	100,152	7	100,159
Manufacture of structural metal products, tanks, reservoirs and containers of metal	17,148	7	17,155
Manufacture of cutlery, hand tools and general hardware	21,822	-	21,822
Manufacture of other fabricated metal products	61,182	-	61,182
MANUFACTURE OF MACHINERY AND EQUIPMENT N.E.C.	8,343	-	8,343
Manufacture of pumps, compressors, taps and valves...	2,930	-	2,930
Manufacture of ovens, furnaces and furnace burners...	2,113	-	2,113
Manufacture of other general purpose machinery.....	399	-	399
Manufacture of machinery for food and beverage processing	1,410	-	1,410
Manufacture of accumulators, primary cells and and primary batteries	1,491	-	1,491
MANUFACTURE OF MOTOR VEHICLES	179,406	-	179,406
Manufacture of bodies for motor vehicles.....	179,339	-	179,339
Manufacture of parts and accessories for motor vehicles and their engines.....	67	-	67
MANUFACTURE OF FURNITURE; MANUFACTURING N.E.C.	60,192	70	60,263
Manufacture of furniture; manufacturing n.e.c.....	60,192	70	60,263
T O T A L	5,060,455	401,116	5,461,571

PART V

**STATISTICAL TABLES ON TIME SERIES
DATA OF LARGE AND MEDIUM SCALE
MANUFACTURING INDUSTRIES**

1991/92 - 1995/96 (1984-1988 E.F.Y.)

3. 0.22

[illegible]

1. The first group of people who are affected by this disease are those who have a family history of the disease. This is because the disease is inherited in an autosomal recessive manner. This means that both parents must be carriers of the disease in order for their child to be affected. If one parent is a carrier and the other is not, the child will not be affected. If both parents are carriers, there is a 25% chance that their child will be affected.

NUMBER OF PERSONS ENGAGED BY INDUSTRIAL GROUP - PUBLIC AND PRIVATE
1991/92(1984 E.F.Y.) - 1995/96(1988 E.F.Y.)

TABLE 5.1

INDUSTRIAL GROUP	NUMBER OF PERSONS ENGAGED				
	1984	1985	1986	1987	1988
MANUFACTURE OF FOOD PRODUCTS AND BEVERAGES.....	22,493	22,539	24,104	23,729	23,729
Production, processing and preserving of meat, fruit and vegetables	3,221	3,152	3,695	3,040	3,003
Manufacture of vegetable and animal oils and fats...	1,919	1,814	1,751	1,889	1,737
Manufacture of dairy products	47	49	97	43	265
Manufacture of grain mill products	3,193	3,643	3,670	3,546	2,478
Manufacture of prepared animal feeds	177	216	203	223	202
Manufacture of bakery products	2,184	1,383	1,763	1,753	2,818
Manufacture of sugar and sugar confectionery	3,361	4,314	3,983	4,070	4,384
Manufacture of macaroni and spaghetti.....	509	419	462	459	337
Manufacture of food products n.e.c.	140	128	1,089	646	756
Distilling, rectifying and blending of spirits	854	854	804	1,079	810
Manufacture of wines	747	772	727	724	698
Manufacture of malt liquors and malt	2,625	2,531	2,718	2,854	2,865
Manufacture of soft drinks & production of mineral waters	3,516	3,264	3,142	3,403	3,376
MANUFACTURE OF TOBACCO PRODUCTS	928	984	993	987	982
Manufacture of tobacco products.....	928	984	993	987	982
MANUFACTURE OF TEXTILES	30,176	29,712	30,423	30,960	28,417
Spinning, weaving and finishing of textiles	26,583	26,181	26,929	27,448	24,986
Manufacture of cordage, rope, twine and netting	3,426	3,370	3,304	3,359	3,275
Knitting mills	167	161	190	153	156
MANUFACTURE OF WEARING APPAREL, EXCEPT FUR APPAREL....	3,888	3,845	4,066	3,971	4,106
Manufacture of wearing apparel except fur apparel...	3,888	3,845	4,066	3,971	4,106
TANNING AND DRESSING OF LEATHER; MANUFACTURE OF FOOTWEAR, LUGGAGE AND HANDBAGS	6,294	6,283	7,264	7,105	7,863
Tanning and dressing of leather, luggage and handbags	3,120	3,183	3,349	3,371	3,614
Manufacture of footwear.....	3,174	3,100	3,915	3,734	4,249
MANUFACTURE OF WOOD AND OF PRODUCTS OF WOOD AND CORK, EXCEPT FURNITURE	3,194	2,850	2,728	2,557	2,530
Manufacture of wood and of products of wood and cork, except furniture.....	3,194	2,850	2,728	2,557	2,530
MANUFACTURE OF PAPER, PAPER PRODUCTS AND PRINTING	4,415	4,446	4,620	5,007	5,579
Manufacture of paper and paper products.....	1,299	1,292	1,359	1,362	1,272
Publishing and printing services.....	3,116	3,154	3,261	3,645	4,307
MANUFACTURE OF CHEMICALS AND CHEMICAL PRODUCTS.....	1,757	1,812	2,127	2,701	2,847
Manufacture of basic chemicals, except fertilizers and nitrogen compounds.....	179	178	192	170	499
Manufacture of paints, varnishes and mastics	279	285	272	465	429

NUMBER OF PERSONS ENGAGED BY INDUSTRIAL GROUP - PUBLIC AND PRIVATE
1991/92(1984 E.F.Y.) - 1995/96(1988 E.F.Y.)
TABLE 5.1 (Contd..)

INDUSTRIAL GROUP	NUMBER OF PERSONS ENGAGED				
	1984	1985	1986	1987	1988
Manufacture of pharmaceuticals, medicinal chemicals and botanical products.....	505	525	501	511	501
Manufacture of soap and detergents cleaning and polishing, perfumes and toilet preparations.....	735	753	1,075	1,423	1,308
Manufacture of chemical products n.e.c.	59	71	87	132	110
MANUFACTURE OF RUBBER AND PLASTIC PRODUCTS.....	1,767	1,796	2,030	2,009	2,224
Manufacture of rubber products.....	852	862	886	940	1,121
Manufacture of plastic products.....	915	934	1,144	1,069	1,103
MANUFACTURE OF OTHER NON-METALLIC MINERAL PRODUCTS ...	3,131	3,245	4,658	5,365	6,120
Manufacture of glass and glass products.....	368	371	434	468	663
Manufacture of structural clay products	423	453	784	632	643
Manufacture of cement, lime and plaster	1,494	1,588	1,648	1,810	1,730
Manufacture of articles of concrete, cement and plaster	526	519	1,441	1,845	2,624
Manufacture of non-metallic mineral products n.e.c..	320	314	351	610	460
MANUFACTURE OF BASIC IRON AND STEEL.....	1,125	1,137	1,120	1,183	1,121
Manufacture of basic iron and steel.....	1,125	1,137	1,120	1,183	1,121
MANUFACTURE OF FABRICATED METAL PRODUCTS EXCEPT MACHINERY AND EQUIPMENT	1,541	1,570	1,850	2,093	2,050
Manufacture of structural metal products, tanks, reservoirs and containers of metal	204	169	487	606	598
Manufacture of cutlery, hand tools and general hardware	496	529	549	648	573
Manufacture of other fabricated metal products	841	872	814	839	879
MANUFACTURE OF MACHINERY AND EQUIPMENT N.E.C.	277	285	289	289	464
Manufacture of pumps, compressors, taps and valves..	177	185	178	175	143
Manufacture of ovens, furnaces and furnace burners..	-	-	-	-	70
Manufacture of other general purpose machinery.....	-	-	-	-	31
Manufacture of machinery for food and beverage processing	-	-	-	-	131
Manufacture of accumulators, primary cells and and primary batteries	100	100	111	114	89
MANUFACTURE OF MOTOR VEHICLES	370	365	386	404	713
Manufacture of bodies for motor vehicles.....	370	365	386	404	687
Manufacture of parts and accessories for motor vehicles and their engines.....	-	-	-	-	26
MANUFACTURE OF FURNITURE; MANUFACTURING N.E.C.	1,466	1,447	2,204	2,319	2,454
Manufacture of furniture; manufacturing n.e.c.....	1,466	1,447	2,204	2,319	2,454
T O T A L	82,822	82,316	88,862	90,679	91,199

**NUMBER OF EMPLOYEES BY INDUSTRIAL GROUP - PUBLIC AND PRIVATE
1991/92(1984 E.F.Y.) - 1995/96(1988 E.F.Y.)**

TABLE 5.2

INDUSTRIAL GROUP	NUMBER OF EMPLOYEES				
	1984	1985	1986	1987	1988
MANUFACTURE OF FOOD PRODUCTS AND BEVERAGES.....	22,411	22,448	23,898	23,553	23,198
Production, processing and preserving of meat, fruit and vegetables	3,221	3,152	3,695	3,040	3,003
Manufacture of vegetable and animal oils and fats...	1,911	1,806	1,721	1,863	1,665
Manufacture of dairy products	47	49	97	43	265
Manufacture of grain mill products	3,193	3,643	3,670	3,546	2,469
Manufacture of prepared animal feeds	177	216	203	223	202
Manufacture of bakery products	2,129	1,317	1,610	1,621	2,676
Manufacture of sugar and sugar confectionery	3,351	4,305	3,970	4,061	4,376
Manufacture of macaroni and spaghetti.....	509	419	462	459	337
Manufacture of food products n.e.c.	140	128	1,089	646	755
Distilling, rectifying and blending of spirits	845	846	794	1,070	802
Manufacture of wines	747	772	727	724	407
Manufacture of malt liquors and malt	2,625	2,531	2,718	2,854	2,865
Manufacture of soft drinks & production of mineral waters	3,516	3,264	3,142	3,403	3,376
MANUFACTURE OF TOBACCO PRODUCTS	928	984	993	987	982
Manufacture of tobacco products.....	928	984	993	987	982
MANUFACTURE OF TEXTILES	30,165	29,658	30,406	30,941	28,387
Spinning, weaving and finishing of textiles	26,583	26,138	26,924	27,446	24,982
Manufacture of cordage, rope, twine and netting	3,426	3,370	3,304	3,352	3,274
Knitting mills	156	150	178	143	131
MANUFACTURE OF WEARING APPAREL, EXCEPT FUR APPAREL....	3,882	3,839	4,043	3,962	4,054
Manufacture of wearing apparel except fur apparel...	3,882	3,839	4,043	3,962	4,054
TANNING AND DRESSING OF LEATHER; MANUFACTURE OF FOOTWEAR, LUGGAGE AND HANDBAGS	6,278	6,267	7,189	7,035	7,748
Tanning and dressing of leather, luggage and handbags	3,119	3,181	3,349	3,369	3,610
Manufacture of footwear.....	3,159	3,086	3,840	3,666	4,138
MANUFACTURE OF WOOD AND OF PRODUCTS OF WOOD AND CORK, EXCEPT FURNITURE	3,183	2,838	2,717	2,554	2,495
Manufacture of wood and of products of wood and cork, except furniture.....	3,183	2,838	2,717	2,554	2,495
MANUFACTURE OF PAPER, PAPER PRODUCTS AND PRINTING	4,399	4,429	4,600	4,998	5,550
Manufacture of paper and paper products.....	1,297	1,290	1,357	1,362	1,270
Publishing and printing services.....	3,102	3,139	3,243	3,636	4,280
MANUFACTURE OF CHEMICALS AND CHEMICAL PRODUCTS.....	1,754	1,808	2,090	2,681	2,825
Manufacture of basic chemicals, except fertilizers and nitrogen compounds.....	179	178	190	170	499
Manufacture of paints, varnishes and mastics	279	285	272	465	429

NUMBER OF EMPLOYEES BY INDUSTRIAL GROUP - PUBLIC AND PRIVATE
1991/92(1984 E.F.Y.) - 1995/96(1988 E.F.Y.)
TABLE 5.2 (Contd..)

INDUSTRIAL GROUP	NUMBER OF EMPLOYEES				
	1984	1985	1986	1987	1988
Manufacture of pharmaceuticals, medicinal chemicals and botanical products.....	505	525	501	510	500
Manufacture of soap and detergents cleaning and polishing, perfumes and toilet preparations.....	732	751	1,045	1,407	1,290
Manufacture of chemical products n.e.c.	59	69	82	129	107
MANUFACTURE OF RUBBER AND PLASTIC PRODUCTS.....	1,760	1,789	2,003	2,004	2,219
Manufacture of rubber products.....	846	856	875	940	1,121
Manufacture of plastic products.....	914	933	1,128	1,064	1,098
MANUFACTURE OF OTHER NON-METALLIC MINERAL PRODUCTS ...	3,121	3,236	4,606	5,332	6,038
Manufacture of glass and glass products.....	368	371	434	468	663
Manufacture of structural clay products	420	450	781	631	640
Manufacture of cement, lime and plaster	1,493	1,588	1,648	1,810	1,730
Manufacture of articles of concrete, cement and plaster	520	513	1,399	1,814	2,545
Manufacture of non-metallic mineral products n.e.c..	320	314	344	609	460
MANUFACTURE OF BASIC IRON AND STEEL.....	1,125	1,137	1,120	1,183	1,121
Manufacture of basic iron and steel.....	1,125	1,137	1,120	1,183	1,121
MANUFACTURE OF FABRICATED METAL PRODUCTS EXCEPT MACHINERY AND EQUIPMENT	1,536	1,566	1,798	2,051	2,006
Manufacture of structural metal products, tanks, reservoirs and containers of metal	201	167	452	572	562
Manufacture of cutlery, hand tools and general hardware	496	529	534	640	571
Manufacture of other fabricated metal products	839	870	812	839	873
MANUFACTURE OF MACHINERY AND EQUIPMENT N.E.C.	277	285	287	287	436
Manufacture of pumps, compressors, taps and valves..	177	185	178	175	143
Manufacture of ovens, furnaces and furnace burners..	-	-	-	-	56
Manufacture of other general purpose machinery.....	-	-	-	-	27
Manufacture of machinery for food and beverage processing	-	-	-	-	121
Manufacture of accumulators, primary cells and and primary batteries	100	100	109	112	89
MANUFACTURE OF MOTOR VEHICLES	370	365	386	404	705
Manufacture of bodies for motor vehicles.....	370	365	386	404	681
Manufacture of parts and accessories for motor vehicles and their engines.....	-	-	-	-	24
MANUFACTURE OF FURNITURE; MANUFACTURING N.E.C.	1,455	1,433	2,106	2,241	2,275
Manufacture of furniture; manufacturing n.e.c.....	1,455	1,433	2,106	2,241	2,275
T O T A L	82,644	82,082	88,242	90,213	90,039

WAGES AND SALARIES BY INDUSTRIAL GROUP - PUBLIC AND PRIVATE
1991/92(1984 E.F.Y.) - 1995/96(1988 E.F.Y.)

TABLE 5.3

(IN '000 BIRR)

INDUSTRIAL GROUP	WAGES AND SALARIES				
	1984	1985	1986	1987	1988
MANUFACTURE OF FOOD PRODUCTS AND BEVERAGES.....	83,475	98,107	113,643	122,241	135,669
Production, processing and preserving of meat, fruit and vegetables	7,659	10,608	13,256	10,444	11,552
Manufacture of vegetable and animal oils and fats...	6,292	7,900	7,096	7,698	7,423
Manufacture of dairy products	178	155	303	148	869
Manufacture of grain mill products	10,602	14,704	16,969	19,470	13,918
Manufacture of prepared animal feeds	330	387	477	793	824
Manufacture of bakery products	5,498	2,875	5,568	4,242	9,837
Manufacture of sugar and sugar confectionery	19,303	24,023	25,469	29,806	38,745
Manufacture of macaroni and spaghetti.....	878	778	1,501	2,046	1,521
Manufacture of food products n.e.c.	610	740	3,218	1,824	2,525
Distilling, rectifying and blending of spirits	4,036	4,348	4,470	4,692	4,911
Manufacture of wines	2,777	2,955	3,252	3,826	4,534
Manufacture of malt liquors and malt	10,987	12,943	15,332	18,103	20,050
Manufacture of soft drinks & production of mineral waters	14,324	15,692	16,732	19,150	18,959
MANUFACTURE OF TOBACCO PRODUCTS	3,690	4,638	6,340	8,591	8,914
Manufacture of tobacco products.....	3,690	4,638	6,340	8,591	8,914
MANUFACTURE OF TEXTILES	81,240	100,747	116,698	115,189	104,936
Spinning, weaving and finishing of textiles	74,241	92,534	106,445	105,692	94,747
Manufacture of cordage, rope, twine and netting	6,638	7,839	9,849	9,133	9,871
Knitting mills	361	374	404	364	318
MANUFACTURE OF WEARING APPAREL, EXCEPT FUR APPAREL....	9,226	11,520	12,163	11,443	12,331
Manufacture of wearing apparel except fur apparel...	9,226	11,520	12,163	11,443	12,331
TANNING AND DRESSING OF LEATHER; MANUFACTURE OF FOOTWEAR, LUGGAGE AND HANDBAGS	26,153	31,137	37,979	41,697	49,175
Tanning and dressing of leather, luggage and handbags	14,928	17,846	22,609	26,389	30,056
Manufacture of footwear.....	11,225	13,291	15,370	15,307	19,119
MANUFACTURE OF WOOD AND OF PRODUCTS OF WOOD AND CORK, EXCEPT FURNITURE	6,819	7,808	11,282	11,046	11,582
Manufacture of wood and of products of wood and cork, except furniture.....	6,819	7,808	11,282	11,046	11,582
MANUFACTURE OF PAPER, PAPER PRODUCTS AND PRINTING	19,767	23,816	26,393	31,024	35,459
Manufacture of paper and paper products.....	5,576	6,565	7,143	8,360	7,758
Publishing and printing services.....	14,191	17,251	19,250	22,664	27,701
MANUFACTURE OF CHEMICALS AND CHEMICAL PRODUCTS.....	7,258	9,080	11,048	13,067	15,749
Manufacture of basic chemicals, except fertilizers and nitrogen compounds.....	773	944	1,148	1,091	3,012
Manufacture of paints, varnishes and mastics	1,231	1,607	1,774	2,661	2,816

WAGES AND SALARIES BY INDUSTRIAL GROUP - PUBLIC AND PRIVATE
1991/92(1984 E.F.Y.) - 1995/96(1988 E.F.Y.)

TABLE 5.3 (Contd..)

(IN '000 BIRR)

INDUSTRIAL GROUP	WAGES AND SALARIES				
	1984	1985	1986	1987	1988
Manufacture of pharmaceuticals, medicinal chemicals and botanical products.....	2,239	2,657	2,734	3,096	3,288
Manufacture of soap and detergents cleaning and polishing, perfumes and toilet preparations.....	2,633	3,260	4,542	5,152	5,784
Manufacture of chemical products n.e.c.	382	612	850	1,067	848
MANUFACTURE OF RUBBER AND PLASTIC PRODUCTS.....	8,781	10,639	12,335	13,960	13,330
Manufacture of rubber products.....	4,906	5,612	6,241	7,188	6,445
Manufacture of plastic products.....	3,876	5,027	6,093	6,772	6,885
MANUFACTURE OF OTHER NON-METALLIC MINERAL PRODUCTS ...	9,955	12,512	18,747	22,613	31,531
Manufacture of glass and glass products.....	1,548	1,094	2,028	2,457	2,919
Manufacture of structural clay products	1,016	1,291	2,375	2,207	2,213
Manufacture of cement, lime and plaster	4,988	6,935	8,240	9,624	15,394
Manufacture of articles of concrete, cement and plaster	1,365	1,726	4,497	5,977	7,956
Manufacture of non-metallic mineral products n.e.c..	1,038	1,467	1,608	2,348	3,050
MANUFACTURE OF BASIC IRON AND STEEL.....	5,444	6,858	7,173	7,424	8,346
Manufacture of basic iron and steel.....	5,444	6,858	7,173	7,424	8,346
MANUFACTURE OF FABRICATED METAL PRODUCTS EXCEPT MACHINERY AND EQUIPMENT	7,758	9,266	10,303	11,544	11,928
Manufacture of structural metal products, tanks, reservoirs and containers of metal	1,166	1,061	1,907	2,314	2,285
Manufacture of cutlery, hand tools and general hardware	1,968	2,773	2,892	3,715	3,519
Manufacture of other fabricated metal products	4,623	5,433	5,503	5,515	6,123
MANUFACTURE OF MACHINERY AND EQUIPMENT N.E.C.	1,333	1,601	1,680	1,791	2,300
Manufacture of pumps, compressors, taps and valves..	811	973	1,094	1,114	1,007
Manufacture of ovens, furnaces and furnace burners..	-	-	-	-	217
Manufacture of other general purpose machinery.....	-	-	-	-	58
Manufacture of machinery for food and beverage processing	-	-	-	-	475
Manufacture of accumulators, primary cells and and primary batteries	522	628	585	677	543
MANUFACTURE OF MOTOR VEHICLES	3,044	3,502	3,875	4,719	5,679
Manufacture of bodies for motor vehicles.....	3,044	3,502	3,875	4,719	5,616
Manufacture of parts and accessories for motor vehicles and their engines.....	-	-	-	-	63
MANUFACTURE OF FURNITURE; MANUFACTURING N.E.C.	5,338	6,369	8,851	9,981	10,076
Manufacture of furniture; manufacturing n.e.c.....	5,338	6,369	8,851	9,981	10,076
T O T A L	279,280	337,599	398,509	426,329	457,007

GROSS VALUE OF PRODUCTION BY INDUSTRIAL GROUP - PUBLIC AND PRIVATE
1991/92(1984 E.F.Y.) - 1995/96(1988 E.F.Y.)

TABLE 5.4

(IN '000 BIRR)

INDUSTRIAL GROUP	GROSS VALUE OF PRODUCTION				
	1984	1985	1986	1987	1988
MANUFACTURE OF FOOD PRODUCTS AND BEVERAGES.....	772,064	996,506	1,319,393	1,740,592	2,180,690
Production, processing and preserving of meat, fruit and vegetables	25,232	36,891	64,399	46,445	64,345
Manufacture of vegetable and animal oils and fats...	45,921	45,420	44,984	69,622	61,738
Manufacture of dairy products	3,741	4,653	8,602	12,949	10,384
Manufacture of grain mill products	97,111	150,428	234,900	369,145	331,465
Manufacture of prepared animal feeds	4,385	2,505	4,879	7,797	4,011
Manufacture of bakery products	43,716	28,360	52,282	69,925	160,321
Manufacture of sugar and sugar confectionery	181,614	222,355	231,864	283,795	577,466
Manufacture of macaroni and spaghetti.....	7,108	15,130	32,757	52,579	52,620
Manufacture of food products n.e.c.	6,110	15,853	43,253	35,871	54,395
Distilling, rectifying and blending of spirits	45,801	48,167	48,887	54,687	60,849
Manufacture of wines	17,954	22,712	22,816	33,613	30,173
Manufacture of malt liquors and malt	185,763	278,383	345,927	459,424	508,285
Manufacture of soft drinks & production of mineral waters	107,606	125,648	183,843	244,741	264,638
MANUFACTURE OF TOBACCO PRODUCTS	146,335	188,537	191,227	199,936	244,188
Manufacture of tobacco products.....	146,335	188,537	191,227	199,936	244,188
MANUFACTURE OF TEXTILES	223,743	388,214	645,872	586,729	699,239
Spinning, weaving and finishing of textiles	206,482	359,535	565,491	524,763	627,684
Manufacture of cordage, rope, twine and netting	15,377	26,360	77,456	59,430	68,260
Knitting mills	1,884	2,318	2,925	2,536	3,296
MANUFACTURE OF WEARING APPAREL, EXCEPT FUR APPAREL....	44,325	65,881	76,259	64,452	71,729
Manufacture of wearing apparel except fur apparel...	44,325	65,881	76,259	64,452	71,729
TANNING AND DRESSING OF LEATHER; MANUFACTURE OF FOOTWEAR, LUGGAGE AND HANDBAGS	181,594	288,033	376,970	601,358	634,500
Tanning and dressing of leather, luggage and handbags	127,203	216,872	288,401	482,044	490,895
Manufacture of footwear.....	54,391	71,160	88,569	119,315	143,605
MANUFACTURE OF WOOD AND OF PRODUCTS OF WOOD AND CORK, EXCEPT FURNITURE	17,557	28,746	59,969	65,993	66,595
Manufacture of wood and of products of wood and cork, except furniture.....	17,557	28,746	59,969	65,993	66,595
MANUFACTURE OF PAPER, PAPER PRODUCTS AND PRINTING	90,732	141,835	208,496	200,807	291,564
Manufacture of paper and paper products.....	30,162	65,462	107,816	86,424	122,973
Publishing and printing services.....	60,571	76,373	100,681	114,383	168,591
MANUFACTURE OF CHEMICALS AND CHEMICAL PRODUCTS.....	54,525	148,603	243,753	282,388	317,525
Manufacture of basic chemicals, except fertilizers and nitrogen compounds.....	2,453	4,312	6,047	5,333	5,829
Manufacture of paints, varnishes and mastics	7,601	32,414	44,793	55,213	80,373

GROSS VALUE OF PRODUCTION BY INDUSTRIAL GROUP - PUBLIC AND PRIVATE
1991/92(1984 E.F.Y.) - 1995/96(1988 E.F.Y.)

TABLE 5.4 (Contd..)

(IN '000 BIRR)

INDUSTRIAL GROUP	GROSS VALUE OF PRODUCTION				
	1984	1985	1986	1987	1988
Manufacture of pharmaceuticals, medicinal chemicals and botanical products.....	22,819	47,057	69,793	59,078	59,345
Manufacture of soap and detergents cleaning and polishing, perfumes and toilet preparations.....	19,776	53,832	86,385	107,474	161,754
Manufacture of chemical products n.e.c.	1,876	10,988	36,734	55,290	10,225
MANUFACTURE OF RUBBER AND PLASTIC PRODUCTS.....	57,272	99,952	179,126	161,245	186,260
Manufacture of rubber products.....	29,552	56,485	94,683	76,337	90,938
Manufacture of plastic products.....	27,721	43,467	84,442	84,908	95,323
MANUFACTURE OF OTHER NON-METALLIC MINERAL PRODUCTS ...	68,344	127,839	223,418	336,652	419,673
Manufacture of glass and glass products.....	4,752	4,991	18,481	20,899	22,841
Manufacture of structural clay products	6,026	7,974	10,455	8,592	8,662
Manufacture of cement, lime and plaster	49,457	102,091	160,101	222,710	276,798
Manufacture of articles of concrete, cement and plaster	5,419	7,256	22,785	70,685	78,157
Manufacture of non-metallic mineral products n.e.c..	2,691	5,526	11,596	13,766	33,214
MANUFACTURE OF BASIC IRON AND STEEL.....	30,050	58,208	218,911	222,574	282,160
Manufacture of basic iron and steel.....	30,050	58,208	218,911	222,574	282,160
MANUFACTURE OF FABRICATED METAL PRODUCTS EXCEPT MACHINERY AND EQUIPMENT	24,768	41,695	82,079	86,601	111,147
Manufacture of structural metal products, tanks, reservoirs and containers of metal	2,588	4,180	11,133	15,728	19,067
Manufacture of cutlery, hand tools and general hardware	7,590	15,597	28,478	24,360	26,126
Manufacture of other fabricated metal products	14,590	21,918	42,468	46,513	65,955
MANUFACTURE OF MACHINERY AND EQUIPMENT N.E.C.	2,523	4,625	7,180	6,786	9,934
Manufacture of pumps, compressors, taps and valves..	1,386	1,080	2,757	4,034	3,756
Manufacture of ovens, furnaces and furnace burners..	-	-	-	-	2,383
Manufacture of other general purpose machinery.....	-	-	-	-	497
Manufacture of machinery for food and beverage processing	-	-	-	-	1,675
Manufacture of accumulators, primary cells and and primary batteries	1,137	3,546	4,424	2,752	1,624
MANUFACTURE OF MOTOR VEHICLES	27,417	71,240	133,330	320,340	217,872
Manufacture of bodies for motor vehicles.....	27,417	71,240	133,330	320,340	217,747
Manufacture of parts and accessories for motor vehicles and their engines.....	-	-	-	-	125
MANUFACTURE OF FURNITURE; MANUFACTURING N.E.C.	21,086	24,255	44,720	54,035	66,026
Manufacture of furniture; manufacturing n.e.c.....	21,086	24,255	44,720	54,035	66,026
T O T A L	1,762,334	2,674,167	4,010,703	4,930,487	5,799,104

CENSUS VALUE ADDED (AT MARKET PRICE) BY INDUSTRIAL GROUP - PUBLIC AND PRIVATE
1991/92(1984 E.F.Y.) - 1995/96(1988 E.F.Y.)

TABLE 5.5

(IN '000 BIRR)

INDUSTRIAL GROUP	CENSUS VALUE ADDED (AT MARKET PRICE)				
	1984	1985	1986	1987	1988
MANUFACTURE OF FOOD PRODUCTS AND BEVERAGES.....	456,941	616,217	815,872	1,029,654	1,307,278
Production, processing and preserving of meat, fruit and vegetables	9,042	15,911	41,593	19,559	25,395
Manufacture of vegetable and animal oils and fats...	23,224	17,390	14,548	24,079	22,193
Manufacture of dairy products	-2,245	2,118	5,358	4,592	1,801
Manufacture of grain mill products	29,698	43,750	76,243	112,973	81,155
Manufacture of prepared animal feeds	805	-886	1,597	3,443	1,736
Manufacture of bakery products	11,657	4,810	17,158	16,915	47,541
Manufacture of sugar and sugar confectionery	113,395	158,687	171,280	225,784	459,320
Manufacture of macaroni and spaghetti.....	1,989	9,479	13,573	16,520	25,987
Manufacture of food products n.e.c.	-4,386	1,917	25,723	16,324	22,939
Distilling, rectifying and blending of spirits	39,959	41,705	38,399	46,879	43,038
Manufacture of wines	13,962	16,878	16,875	22,262	20,049
Manufacture of malt liquors and malt	150,646	220,736	271,278	362,182	379,732
Manufacture of soft drinks & production of mineral waters	69,194	83,722	122,246	158,142	176,391
MANUFACTURE OF TOBACCO PRODUCTS	124,325	147,836	154,039	155,768	120,085
Manufacture of tobacco products.....	124,325	147,836	154,039	155,768	120,085
MANUFACTURE OF TEXTILES	102,177	196,168	281,564	258,161	267,434
Spinning, weaving and finishing of textiles	96,794	181,488	256,138	229,251	234,944
Manufacture of cordage, rope, twine and netting	5,016	14,282	24,647	27,982	31,435
Knitting mills	368	398	778	929	1,055
MANUFACTURE OF WEARING APPAREL, EXCEPT FUR APPAREL....	13,940	27,663	30,757	24,916	32,738
Manufacture of wearing apparel except fur apparel...	13,940	27,663	30,757	24,916	32,738
TANNING AND DRESSING OF LEATHER; MANUFACTURE OF FOOTWEAR, LUGGAGE AND HANDBAGS	56,728	147,559	176,384	183,195	203,335
Tanning and dressing of leather, luggage and handbags	34,646	118,772	137,760	136,156	145,211
Manufacture of footwear.....	22,082	28,787	38,623	47,039	58,124
MANUFACTURE OF WOOD AND OF PRODUCTS OF WOOD AND CORK, EXCEPT FURNITURE	10,277	19,169	39,683	45,971	44,133
Manufacture of wood and of products of wood and cork, except furniture.....	10,277	19,169	39,683	45,971	44,133
MANUFACTURE OF PAPER, PAPER PRODUCTS AND PRINTING	52,892	76,982	117,316	98,749	145,225
Manufacture of paper and paper products.....	13,258	29,111	58,797	31,904	46,229
Publishing and printing services.....	39,634	47,871	58,519	66,845	98,995
MANUFACTURE OF CHEMICALS AND CHEMICAL PRODUCTS.....	21,830	60,467	84,836	89,081	103,345
Manufacture of basic chemicals, except fertilizers and nitrogen compounds.....	1,670	2,901	3,701	3,717	-4,572
Manufacture of paints, varnishes and mastics	3,463	14,430	15,745	19,087	28,814

CENSUS VALUE ADDED (AT MARKET PRICE) BY INDUSTRIAL GROUP - PUBLIC AND PRIVATE
1991/92(1984 E.F.Y.) - 1995/96(1988 E.F.Y.)

TABLE 5.5 (Contd..)

(IN '000 BIRR)

INDUSTRIAL GROUP	CENSUS VALUE ADDED (AT MARKET PRICE)				
	1984	1985	1986	1987	1988
Manufacture of pharmaceuticals, medicinal chemicals and botanical products.....	7,265	16,607	29,922	23,240	20,567
Manufacture of soap and detergents cleaning and polishing, perfumes and toilet preparations.....	8,551	23,435	31,194	34,940	52,553
Manufacture of chemical products n.e.c.	881	3,095	4,274	8,097	5,983
MANUFACTURE OF RUBBER AND PLASTIC PRODUCTS.....	27,116	49,650	81,197	74,421	70,585
Manufacture of rubber products.....	13,470	28,323	48,250	36,339	33,368
Manufacture of plastic products.....	13,646	21,327	32,947	38,082	37,217
MANUFACTURE OF OTHER NON-METALLIC MINERAL PRODUCTS ...	37,407	58,452	114,810	163,422	206,594
Manufacture of glass and glass products.....	2,295	2,798	12,452	13,940	14,565
Manufacture of structural clay products	3,428	4,998	4,543	5,185	5,668
Manufacture of cement, lime and plaster	27,169	43,672	76,418	103,044	131,926
Manufacture of articles of concrete, cement and plaster	3,344	4,040	13,679	34,026	36,891
Manufacture of non-metallic mineral products n.e.c..	1,170	2,944	7,718	7,227	17,544
MANUFACTURE OF BASIC IRON AND STEEL.....	11,024	26,901	67,820	95,340	82,096
Manufacture of basic iron and steel.....	11,024	26,901	67,820	95,340	82,096
MANUFACTURE OF FABRICATED METAL PRODUCTS EXCEPT MACHINERY AND EQUIPMENT	12,094	20,022	34,718	38,937	52,270
Manufacture of structural metal products, tanks, reservoirs and containers of metal	1,432	2,307	4,240	5,871	8,341
Manufacture of cutlery, hand tools and general hardware	3,885	8,510	11,716	12,809	13,481
Manufacture of other fabricated metal products	6,777	9,206	18,762	20,257	30,449
MANUFACTURE OF MACHINERY AND EQUIPMENT N.E.C.	1,395	2,347	4,044	3,412	5,278
Manufacture of pumps, compressors, taps and valves..	831	260	1,707	1,916	2,026
Manufacture of ovens, furnaces and furnace burners..	-	-	-	-	1,068
Manufacture of other general purpose machinery.....	-	-	-	-	277
Manufacture of machinery for food and beverage processing	-	-	-	-	1,321
Manufacture of accumulators, primary cells and and primary batteries	564	2,087	2,337	1,497	586
MANUFACTURE OF MOTOR VEHICLES	11,494	30,645	43,271	50,696	49,125
Manufacture of bodies for motor vehicles.....	11,494	30,645	43,271	50,696	49,018
Manufacture of parts and accessories for motor vehicles and their engines.....	-	-	-	-	107
MANUFACTURE OF FURNITURE; MANUFACTURING N.E.C.	11,826	13,283	23,841	28,207	33,293
Manufacture of furniture; manufacturing n.e.c.....	11,826	13,283	23,841	28,207	33,293
T O T A L	951,467	1,493,361	2,070,150	2,339,932	2,722,813

**CENSUS VALUE ADDED (AT FACTOR COST) BY INDUSTRIAL GROUP - PUBLIC AND PRIVATE
1991/92(1984 E.F.Y.) - 1995/96(1988 E.F.Y.)**

TABLE 5.6

(IN '000 BIRR)

INDUSTRIAL GROUP	CENSUS VALUE ADDED (AT FACTOR COST)				
	1984	1985	1986	1987	1988
MANUFACTURE OF FOOD PRODUCTS AND BEVERAGES.....	172,134	245,572	434,682	582,092	758,282
Production, processing and preserving of meat, fruit and vegetables	7,684	14,293	15,627	17,093	19,441
Manufacture of vegetable and animal oils and fats...	18,435	13,006	10,390	17,857	18,345
Manufacture of dairy products	-2,340	1,938	4,978	4,035	1,311
Manufacture of grain mill products	24,959	37,143	63,911	86,917	65,665
Manufacture of prepared animal feeds	596	-1,149	1,102	3,097	1,459
Manufacture of bakery products	9,889	-3,627	16,206	15,456	39,099
Manufacture of sugar and sugar confectionery	48,706	79,171	83,538	155,439	324,967
Manufacture of macaroni and spaghetti.....	1,580	8,576	10,856	10,714	21,529
Manufacture of food products n.e.c.	-4,620	1,767	24,302	14,967	20,509
Distilling, rectifying and blending of spirits	5,405	6,061	11,733	15,170	16,725
Manufacture of wines	6,005	10,823	10,715	12,350	10,747
Manufacture of malt liquors and malt	33,827	43,156	124,500	166,364	145,013
Manufacture of soft drinks & production of mineral waters	22,007	34,413	56,824	62,633	73,471
MANUFACTURE OF TOBACCO PRODUCTS	41,887	62,632	73,584	74,442	82,574
Manufacture of tobacco products.....	41,887	62,632	73,584	74,442	82,574
MANUFACTURE OF TEXTILES	69,514	145,092	217,562	193,837	183,751
Spinning, weaving and finishing of textiles	65,183	132,317	195,940	171,586	158,379
Manufacture of cordage, rope, twine and netting	4,039	12,425	20,953	21,495	24,391
Knitting mills	291	350	669	756	981
MANUFACTURE OF WEARING APPAREL, EXCEPT FUR APPAREL....	10,636	21,704	24,569	18,933	20,161
Manufacture of wearing apparel except fur apparel...	10,636	21,704	24,569	18,933	20,161
TANNING AND DRESSING OF LEATHER; MANUFACTURE OF FOOTWEAR, LUGGAGE AND HANDBAGS	38,274	105,318	155,746	157,814	171,566
Tanning and dressing of leather, luggage and handbags	21,568	86,474	124,285	121,017	127,442
Manufacture of footwear.....	16,706	18,844	31,462	36,796	44,125
MANUFACTURE OF WOOD AND OF PRODUCTS OF WOOD AND CORK, EXCEPT FURNITURE	8,510	15,658	34,313	39,500	37,860
Manufacture of wood and of products of wood and cork, except furniture.....	8,510	15,658	34,313	39,500	37,860
MANUFACTURE OF PAPER, PAPER PRODUCTS AND PRINTING	43,830	63,942	103,077	85,616	128,999
Manufacture of paper and paper products.....	9,764	22,775	48,269	23,845	35,838
Publishing and printing services.....	34,065	41,167	54,808	61,770	93,160
MANUFACTURE OF CHEMICALS AND CHEMICAL PRODUCTS.....	18,161	47,848	67,486	68,509	76,371
Manufacture of basic chemicals, except fertilizers and nitrogen compounds.....	1,433	2,376	3,041	3,189	-5,091
Manufacture of paints, varnishes and mastics	2,665	11,061	11,155	13,250	20,322

**CENSUS VALUE ADDED (AT FACTOR COST) BY INDUSTRIAL GROUP - PUBLIC AND PRIVATE
1991/92(1984 E.F.Y.) - 1995/96(1988 E.F.Y.)**

TABLE 5.6 (Contd..)

(IN '000 BIRR)

INDUSTRIAL GROUP	CENSUS VALUE ADDED (AT FACTOR COST)				
	1984	1985	1986	1987	1988
Manufacture of pharmaceuticals, medicinal chemicals and botanical products.....	6,640	13,978	26,389	20,545	17,727
Manufacture of soap and detergents cleaning and polishing, perfumes and toilet preparations.....	6,604	18,106	23,599	24,522	38,566
Manufacture of chemical products n.e.c.	819	2,327	3,302	7,003	4,848
MANUFACTURE OF RUBBER AND PLASTIC PRODUCTS.....	20,605	38,716	64,122	57,517	60,376
Manufacture of rubber products.....	9,362	20,519	38,606	28,609	32,966
Manufacture of plastic products.....	11,242	18,198	25,516	28,908	27,410
MANUFACTURE OF OTHER NON-METALLIC MINERAL PRODUCTS ...	28,936	46,052	92,655	133,611	174,511
Manufacture of glass and glass products.....	1,638	2,215	10,734	11,721	12,270
Manufacture of structural clay products	2,630	3,897	3,221	4,026	4,802
Manufacture of cement, lime and plaster	20,979	34,063	59,698	79,426	108,064
Manufacture of articles of concrete, cement and plaster	2,881	3,419	12,214	32,584	34,153
Manufacture of non-metallic mineral products n.e.c..	808	2,457	6,788	5,853	15,223
MANUFACTURE OF BASIC IRON AND STEEL.....	7,630	21,594	47,343	69,423	55,788
Manufacture of basic iron and steel.....	7,630	21,594	47,343	69,423	55,788
MANUFACTURE OF FABRICATED METAL PRODUCTS EXCEPT MACHINERY AND EQUIPMENT	9,309	15,412	28,442	31,015	41,752
Manufacture of structural metal products, tanks, reservoirs and containers of metal	1,304	2,205	3,577	4,423	6,609
Manufacture of cutlery, hand tools and general hardware	3,189	6,286	10,558	11,702	11,167
Manufacture of other fabricated metal products	4,815	6,920	14,307	14,891	23,976
MANUFACTURE OF MACHINERY AND EQUIPMENT N.E.C.	420	1,871	3,405	2,755	4,587
Manufacture of pumps, compressors, taps and valves..	15	157	1,465	1,556	1,712
Manufacture of ovens, furnaces and furnace burners..	-	-	-	-	939
Manufacture of other general purpose machinery.....	-	-	-	-	250
Manufacture of machinery for food and beverage processing	-	-	-	-	1,260
Manufacture of accumulators, primary cells and and primary batteries	405	1,714	1,940	1,199	427
MANUFACTURE OF MOTOR VEHICLES	10,342	26,783	30,393	41,538	46,115
Manufacture of bodies for motor vehicles.....	10,342	26,783	30,393	41,538	46,007
Manufacture of parts and accessories for motor vehicles and their engines.....	-	-	-	-	107
MANUFACTURE OF FURNITURE; MANUFACTURING N.E.C.	9,635	10,973	20,644	24,216	28,935
Manufacture of furniture; manufacturing n.e.c.....	9,635	10,973	20,644	24,216	28,935
T O T A L	489,822	869,165	1,398,021	1,580,818	1,871,628

VALUE ADDED IN THE NATIONAL ACCOUNT CONCEPT (AT MARKET PRICE) BY INDUSTRIAL GROUP - PUBLIC AND PRIVATE
1991/92(1984 E.F.Y.) - 1995/96(1988 E.F.Y.)

TABLE 5.7

(IN '000 BIRR)

INDUSTRIAL GROUP	VALUE ADDED IN THE NATIONAL ACCOUNT CONCEPT (AT MARKET PRICE)				
	1984	1985	1986	1987	1988
MANUFACTURE OF FOOD PRODUCTS AND BEVERAGES.....	398,871	562,677	745,521	950,794	1,204,926
Production, processing and preserving of meat, fruit and vegetables	3,495	11,760	36,404	12,594	19,109
Manufacture of vegetable and animal oils and fats...	18,206	13,381	10,582	19,399	18,716
Manufacture of dairy products	-3,216	1,110	4,738	969	880
Manufacture of grain mill products	22,763	37,596	69,035	102,129	71,698
Manufacture of prepared animal feeds	689	-1,022	1,366	2,852	1,347
Manufacture of bakery products	9,651	3,178	15,966	14,960	42,353
Manufacture of sugar and sugar confectionery	100,526	145,365	150,790	219,103	440,762
Manufacture of macaroni and spaghetti.....	1,535	9,213	12,946	15,389	24,552
Manufacture of food products n.e.c.	-5,275	1,324	22,804	14,018	18,541
Distilling, rectifying and blending of spirits	37,640	36,934	37,027	44,437	40,132
Manufacture of wines	10,918	14,930	16,501	18,421	17,497
Manufacture of malt liquors and malt	142,126	215,591	259,197	347,121	355,200
Manufacture of soft drinks & production of mineral waters	59,812	73,317	108,166	139,401	154,138
MANUFACTURE OF TOBACCO PRODUCTS	121,864	133,380	137,900	138,418	114,518
Manufacture of tobacco products.....	121,864	133,380	137,900	138,418	114,518
MANUFACTURE OF TEXTILES	82,797	182,774	262,125	229,718	240,319
Spinning, weaving and finishing of textiles	79,015	169,510	238,173	204,176	212,238
Manufacture of cordage, rope, twine and netting	3,477	12,941	23,264	24,730	27,224
Knitting mills	305	323	688	812	857
MANUFACTURE OF WEARING APPAREL, EXCEPT FUR APPAREL....	10,548	24,451	27,288	20,681	27,748
Manufacture of wearing apparel except fur apparel...	10,548	24,451	27,288	20,681	27,748
TANNING AND DRESSING OF LEATHER; MANUFACTURE OF FOOTWEAR, LUGGAGE AND HANDBAGS	38,940	121,741	147,032	159,855	177,551
Tanning and dressing of leather, luggage and handbags	19,787	97,189	113,288	117,534	124,335
Manufacture of footwear.....	19,154	24,552	33,744	42,321	53,216
MANUFACTURE OF WOOD AND OF PRODUCTS OF WOOD AND CORK, EXCEPT FURNITURE	7,549	15,672	34,175	38,723	38,402
Manufacture of wood and of products of wood and cork, except furniture.....	7,549	15,672	34,175	38,723	38,402
MANUFACTURE OF PAPER, PAPER PRODUCTS AND PRINTING	44,760	71,911	104,721	88,462	122,188
Manufacture of paper and paper products.....	8,999	26,959	51,737	28,236	37,814
Publishing and printing services.....	35,762	44,952	52,984	60,225	84,374
MANUFACTURE OF CHEMICALS AND CHEMICAL PRODUCTS.....	17,693	54,732	80,318	78,677	77,717
Manufacture of basic chemicals, except fertilizers and nitrogen compounds.....	1,398	2,544	3,302	3,374	-19,105
Manufacture of paints, varnishes and mastics	2,634	13,290	15,135	17,924	25,715

VALUE ADDED IN THE NATIONAL ACCOUNT CONCEPT (AT MARKET PRICE) BY INDUSTRIAL GROUP - PUBLIC AND PRIVATE
1991/92(1984 E.F.Y.) - 1995/96(1988 E.F.Y.)
TABLE 5.7 (Contd..)

(IN '000 BIRR)

INDUSTRIAL GROUP	VALUE ADDED IN THE NATIONAL ACCOUNT CONCEPT (AT MARKET PRICE)				
	1984	1985	1986	1987	1988
Manufacture of pharmaceuticals, medicinal chemicals and botanical products.....	6,748	16,211	29,345	21,039	17,917
Manufacture of soap and detergents cleaning and polishing, perfumes and toilet preparations.....	6,390	20,490	29,277	31,024	48,834
Manufacture of chemical products n.e.c.	523	2,197	3,260	5,317	4,356
MANUFACTURE OF RUBBER AND PLASTIC PRODUCTS.....	22,153	45,238	72,091	67,909	63,112
Manufacture of rubber products.....	10,742	25,417	41,739	32,072	28,944
Manufacture of plastic products.....	11,411	19,821	30,352	35,837	34,168
MANUFACTURE OF OTHER NON-METALLIC MINERAL PRODUCTS ...	25,354	49,536	96,293	141,138	183,398
Manufacture of glass and glass products.....	985	2,255	11,649	11,799	12,757
Manufacture of structural clay products	3,098	4,430	2,989	4,586	4,814
Manufacture of cement, lime and plaster	18,022	37,285	63,992	90,477	119,665
Manufacture of articles of concrete, cement and plaster	2,480	3,057	11,025	28,363	30,828
Manufacture of non-metallic mineral products n.e.c..	768	2,509	6,638	5,912	15,334
MANUFACTURE OF BASIC IRON AND STEEL.....	8,303	22,256	63,349	87,548	78,591
Manufacture of basic iron and steel.....	8,303	22,256	63,349	87,548	78,591
MANUFACTURE OF FABRICATED METAL PRODUCTS EXCEPT MACHINERY AND EQUIPMENT	1,822	15,804	28,531	30,827	42,683
Manufacture of structural metal products, tanks, reservoirs and containers of metal	1,073	2,062	3,639	4,987	7,229
Manufacture of cutlery, hand tools and general hardware	2,842	7,413	9,773	9,855	9,842
Manufacture of other fabricated metal products	-2,094	6,329	15,118	15,986	25,612
MANUFACTURE OF MACHINERY AND EQUIPMENT N.E.C.	658	1,722	3,608	2,716	4,335
Manufacture of pumps, compressors, taps and valves..	400	-246	1,474	1,511	1,470
Manufacture of ovens, furnaces and furnace burners..	-	-	-	-	997
Manufacture of other general purpose machinery.....	-	-	-	-	241
Manufacture of machinery for food and beverage processing	-	-	-	-	1,253
Manufacture of accumulators, primary cells and and primary batteries	258	1,968	2,133	1,205	375
MANUFACTURE OF MOTOR VEHICLES	6,930	23,667	35,286	42,580	40,497
Manufacture of bodies for motor vehicles.....	6,930	23,667	35,286	42,580	40,404
Manufacture of parts and accessories for motor vehicles and their engines.....	-	-	-	-	93
MANUFACTURE OF FURNITURE; MANUFACTURING N.E.C.	10,219	11,480	21,153	25,077	29,039
Manufacture of furniture; manufacturing n.e.c.....	10,219	11,480	21,153	25,077	29,039
T O T A L	798,460	1,337,040	1,859,390	2,103,122	2,445,024

VALUE ADDED IN THE NATIONAL ACCOUNT CONCEPT (AT FACTOR COST) BY INDUSTRIAL GROUP - PUBLIC AND PRIVATE
1991/92(1984 E.F.Y.) - 1995/96(1988 E.F.Y.)

TABLE 5.8

(IN '000 BIRR)

INDUSTRIAL GROUP	VALUE ADDED IN THE NATIONAL ACCOUNT CONCEPT (AT FACTOR COST)				
	1984	1985	1986	1987	1988
MANUFACTURE OF FOOD PRODUCTS AND BEVERAGES.....	114,064	192,032	364,331	503,232	655,930
Production, processing and preserving of meat, fruit and vegetables	2,137	10,142	10,437	10,129	13,155
Manufacture of vegetable and animal oils and fats...	13,417	8,997	6,424	13,178	14,868
Manufacture of dairy products	-3,311	930	4,357	412	390
Manufacture of grain mill products	18,024	30,989	56,703	76,073	56,208
Manufacture of prepared animal feeds	479	-1,285	870	2,507	1,070
Manufacture of bakery products	7,883	-5,259	15,014	13,500	33,911
Manufacture of sugar and sugar confectionery	35,836	65,849	63,048	148,758	306,409
Manufacture of macaroni and spaghetti.....	1,126	8,311	10,228	9,582	20,094
Manufacture of food products n.e.c.	-5,509	1,173	21,384	12,662	16,111
Distilling, rectifying and blending of spirits	3,086	1,290	10,361	12,729	13,819
Manufacture of wines	2,962	8,876	10,341	8,508	8,196
Manufacture of malt liquors and malt	25,308	38,012	112,419	151,302	120,482
Manufacture of soft drinks & production of mineral waters	12,625	24,007	42,743	43,891	51,218
MANUFACTURE OF TOBACCO PRODUCTS	39,426	48,177	57,445	57,092	77,008
Manufacture of tobacco products.....	39,426	48,177	57,445	57,092	77,008
MANUFACTURE OF TEXTILES	50,134	131,697	198,123	165,394	156,636
Spinning, weaving and finishing of textiles	47,404	120,339	177,975	146,512	135,673
Manufacture of cordage, rope, twine and netting	2,501	11,084	19,569	18,244	20,180
Knitting mills	229	274	579	639	783
MANUFACTURE OF WEARING APPAREL, EXCEPT FUR APPAREL....	7,244	18,491	21,100	14,698	15,170
Manufacture of wearing apparel except fur apparel...	7,244	18,491	21,100	14,698	15,170
TANNING AND DRESSING OF LEATHER; MANUFACTURE OF FOOTWEAR, LUGGAGE AND HANDBAGS	20,486	79,500	126,394	134,474	145,782
Tanning and dressing of leather, luggage and handbags	6,709	64,891	99,812	102,396	106,565
Manufacture of footwear.....	13,777	14,609	26,583	32,079	39,217
MANUFACTURE OF WOOD AND OF PRODUCTS OF WOOD AND CORK, EXCEPT FURNITURE	5,781	12,160	28,805	32,251	32,130
Manufacture of wood and of products of wood and cork, except furniture.....	5,781	12,160	28,805	32,251	32,130
MANUFACTURE OF PAPER, PAPER PRODUCTS AND PRINTING	35,698	58,872	90,483	75,328	105,962
Manufacture of paper and paper products.....	5,505	20,623	41,209	20,178	27,424
Publishing and printing services.....	30,193	38,248	49,273	55,150	78,539
MANUFACTURE OF CHEMICALS AND CHEMICAL PRODUCTS.....	14,024	42,112	62,968	58,106	50,743
Manufacture of basic chemicals, except fertilizers and nitrogen compounds.....	1,162	2,019	2,642	2,846	19,623
Manufacture of paints, varnishes and mastics	1,836	9,922	10,545	12,086	17,224

VALUE ADDED IN THE NATIONAL ACCOUNT CONCEPT (AT FACTOR COST) BY INDUSTRIAL GROUP - PUBLIC AND PRIVATE
1991/92(1984 E.F.Y.) - 1995/96(1988 E.F.Y.)

TABLE 5.8 (Contd..)

(IN '000 BIRR)

INDUSTRIAL GROUP	VALUE ADDED IN THE NATIONAL ACCOUNT CONCEPT (AT FACTOR COST)				
	1984	1985	1986	1987	1988
Manufacture of pharmaceuticals, medicinal chemicals and botanical products.....	6,123	13,582	25,812	18,344	15,076
Manufacture of soap and detergents cleaning and polishing, perfumes and toilet preparations.....	4,442	15,161	21,681	20,607	34,847
Manufacture of chemical products n.e.c.	461	1,429	2,288	4,223	3,220
MANUFACTURE OF RUBBER AND PLASTIC PRODUCTS.....	15,641	34,304	55,016	51,004	52,903
Manufacture of rubber products.....	6,634	17,613	32,096	24,342	28,542
Manufacture of plastic products.....	9,007	16,691	22,920	26,662	24,362
MANUFACTURE OF OTHER NON-METALLIC MINERAL PRODUCTS ...	16,883	37,136	74,138	111,326	151,315
Manufacture of glass and glass products.....	329	1,672	9,931	9,581	10,461
Manufacture of structural clay products	2,299	3,329	1,668	3,427	3,948
Manufacture of cement, lime and plaster	11,832	27,676	47,272	66,859	95,803
Manufacture of articles of concrete, cement and plaster	2,017	2,436	9,559	26,921	28,090
Manufacture of non-metallic mineral products n.e.c..	406	2,023	5,708	4,538	13,013
MANUFACTURE OF BASIC IRON AND STEEL.....	4,909	16,949	42,871	61,630	52,284
Manufacture of basic iron and steel.....	4,909	16,949	42,871	61,630	52,284
MANUFACTURE OF FABRICATED METAL PRODUCTS EXCEPT MACHINERY AND EQUIPMENT	-963	11,193	22,255	22,906	32,164
Manufacture of structural metal products, tanks, reservoirs and containers of metal	946	1,961	2,976	3,539	5,497
Manufacture of cutlery, hand tools and general hardware	2,147	5,189	8,615	8,747	7,528
Manufacture of other fabricated metal products	-4,055	4,043	10,663	10,619	19,139
MANUFACTURE OF MACHINERY AND EQUIPMENT N.E.C.	-317	1,246	2,968	2,059	3,644
Manufacture of pumps, compressors, taps and valves..	-415	-349	1,232	1,152	1,156
Manufacture of ovens, furnaces and furnace burners..	-	-	-	-	868
Manufacture of other general purpose machinery.....	-	-	-	-	213
Manufacture of machinery for food and beverage processing	-	-	-	-	1,192
Manufacture of accumulators, primary cells and and primary batteries	98	1,595	1,736	907	215
MANUFACTURE OF MOTOR VEHICLES	5,777	19,805	22,408	33,422	37,486
Manufacture of bodies for motor vehicles.....	5,777	19,805	22,408	33,422	37,393
Manufacture of parts and accessories for motor vehicles and their engines.....	-	-	-	-	93
MANUFACTURE OF FURNITURE; MANUFACTURING N.E.C.	8,028	9,170	17,956	21,086	24,681
Manufacture of furniture; manufacturing n.e.c.....	8,028	9,170	17,956	21,086	24,681
T O T A L	336,815	712,844	1,187,261	1,344,008	1,593,839

PRODUCTION OF MAJOR MANUFACTURED ARTICLES
1984 - 1988 E.F.Y. (1991/92 - 1995/96 G.C.)

TABLE 5.9

NAME OF PRODUCT	UNIT	QUANTITY PRODUCED				
		1984	1985	1986	1987	1988
FOOD						
Meat	TONS	158	292	161	308	682
Vegetable Soup	"	-	615	320	379	1,990
Zigin and Shiro wet	"	385	1,404	231	503	860
Orange Juice	"	28	80	103	-	-
Marmalade	"	1,101	1,127	25	236	844
Tomato Paste	"	1,005	1,223	1,012	1,648	1,949
Milk Pasturized	H.L.	34,511	24,180	31,042	42,775	45,229
Butter and Ghee	TONS	429	38	75	81	45
Cheese	"	-	-	3	6	5
Edible Oil	"	5,289	4,008	4,217	5,755	4,870
Oil Cakes	"	26,165	14,893	10,485	18,231	20,606
Flour (Wheat)	"	87,781	62,253	74,664*	115,968	121,160
Flour (Others)	"	6,466	309	2,254	1,558	-
Fafa, Dube, Edget, Meten etc	"	14,288	3,869	6,483	9,711	3,215
Macaroni and Pasta	"	3,285	5,747	11,189	19,065	14,564
Biscuits	"	317	169	6,793	9,722	7,822
Galleta	"	3,510	2,730	1,369	1,182	2,619
Bread	"	31,229	18,980	12,360	18,648	20,303
Coffee(milled)	"	-	-	-	-	-
Sugar	"	149,517	136,727	123,300	129,322	171,917
Tea	"	-	-	2,562	3,008	4,444
Molasses	"	51,121	46,238	54,176	54,683	58,235
Sweets	"	973	1,025	1,691	1,535	1,801
Animal Feed	"	11,186	7,129	6,919	10,549	4,601
Beer	H.L.	427,557	522,276	634,412	723,545	876,395
Wine	"	60,800	68,874	57,338	70,873	58,145
Liquors	"	34,598	32,666	46,938	29,057	16,915
Alcohol	"	3,800	4,121	14,395*	2,317	18,986
Lemonade	"	570,326	553,825	546,171	710,483	741,079
Mineral Water	"	127,638	159,260	199,285	298,377	357,753
Malt	TONS	7,151	6,362	6,387	7,693	12,030
TOBACCO						
Cigarettes	('000 PCS)	1,878,790	1,932,040	1,468,427	1,582,750	1,861,930
TEXTILES						
Cotton Fabrics	('000 SQ.M)	30,360	36,423	60,591	50,016	47,599
Nylon Fabrics	"	2,386	3,840	3,752	4,910	5,161
Acrylic Yarn	TONS	97	505	470	535	277
Cotton Yarn	"	3,838	3,448	5,669	4,934	4,440
Woolen Fabrics	SQ.M.	-	-	40	46	-
Blanket (Woolen)	('000 SQ.M)	474	2,771	3,891*	3,348	3,375
Blanket (Waste Cotton)	PCS	264,646	415,218	510,191	487,751	400,977
Bed sheet	PCS	-	-	-	-	31,770
Shirts	DOZEN	-	-	-	-	10,939
Carpets	SQ.M.	6,237	12,177	13,457	17,238	17,840
Gunny Bags	TONS	3,924	1,925	4,047*	10,263	6,648
Hosieries	DOZEN	108,981	142,895	76,652	47,582	57,975
Wearing Apparel (Except Leather)	"	-	-	51,064*	44,539	26,407
Wearing Apparel (Leather)	PCS	-	-	22,464	12,637	10,411
Sweater	DOZEN	-	-	3,758*	4,889	5,317
Sewing Thread	TONS	53	67	33	75	12
Emroidery	"	19	24	12	5	9
Jano Thread	"	21	26	8	23	25

* REVISED

PRODUCTION OF MAJOR MANUFACTURED ARTICLES
1984 - 1988 E.F.Y. (1991/92 - 1995/96 G.C.)

TABLE 5.9 (Contd.)

NAME OF PRODUCT	UNIT	QUANTITY PRODUCED				
		1984	1985	1986	1987	1988
LEATHER AND FOOTWEAR						
Leather Shoes and Boots	PAIRS	873,714	928,831	1,199,174	1,159,392	1,384,703
Canvas and Rubber Shoes	"	1,424,878	2,030,862	1,609,372	2,196,258	1,783,897
Plastic Footwear	"	119,916	123,468	62,318	395,678	604,348
Leather Upper and Lining	('000 SQ.M)	5,438	3,829	1,179	1,123	1,136
Leather Sole	TONS	40	110	28	-	-
Semi Processed Skins	('000 PCS)	8,578	6,670	10,649	12,884	15,308
Leather Garment	('000 SQ.FT)	139	135	1,118	1,594	826
Plastic Sole	PAIRS	-	-	-	1,084,457	1,371,187
Crust Hides and Wet Blue Hides	('000 SQ.FT)	3,613	2,927	6,958	10,009	4,347
WOOD						
Timber	CUB. M	974	1,088	12,126	11,186	8,230
Plywood	"	2,633	1,528	1,137	1,358	1,072
Particle Board	"	9,910	11,937	9,306	11,123	10,636
PAPER AND PRINTING						
Paper	TONS	-	-	-	7,062	8,932
Boxing Paper	TONS	-	-	-	1,926	-
CHEMICAL						
Soap	TONS	5,497	17,273	14,994	15,157	18,385
Carbon Dioxide	"	959	482	722	1,009	1,009
Oxygen	CUB.M	148,053	169,842	200,473	227,245	236,857
Plastic Crate	('000 PCS)	107	148	317	252	252
Paints	('000 LTR)	859	2,254	2,996	2,911	3,870
Vaseline	TONS	-	-	-	-	104
Paraffine	TONS	-	-	-	-	142
Varnishes and Lacquers	"	52	379	265	208	335
Capsules	('000 PCS)	145,442	215,217	188,549	108,766	149,101
Tablets	"	246,335	375,967	387,120	421,653	218,556
Antibiotics	"	4,649	4,596	4,333	4,939	3,346
Syrup	('000 LTR)	68	140	133	167	136
Ointment	TONS	66	94	83	91	38
Injection of 100 A	('000 PCS)	4,853	6,178	4,214	6,466	4,132
Tyres	PCS	66,242	99,782	171,279	167,532	80,387
Tubes	"	3,992	24,978	42,767	10,333	451,768
Electric Wires	('000 METERS)	7,167	8,623	15,640	11,596	12,758
Polythelene Products	TONS	560	483	1,288	1,758	3,208
Candles	"	319	325	348	256	319
Ball Pen	('000 PCS)	3,050	4,846	6,538	7,004	2,727
NON-METALLIC MINERAL PRODUCTS						
Cement	TONS	236,815	377,085	464,396	609,260	672,483
Cement Blocks and Tubes	('000 PCS)	2,068	2,353	6,537	6,596	15,005
Cement Floor Tiles	SQ.M	134,659	108,538	203,662	177,398	709,347
Bricks of Clay	('000 PCS)	21,198	19,790	19,532	19,292	15,664
Lime	TONS	3,680	3,680	2,727	4,935	7,207
Glasses	('000 PCS)	419	933	1,687	4,261	4,180
Marble	SQ.M	-	-	-	184,215	84,939
Glass Bottles	"	5,033	4,742	12,256	17,774	11,706
METAL						
Iron Bars	TONS	2,904	5,518	8,920	9,449	1,159
Wires	"	297	320	494	502	478
Nails	"	181	2,389	3,092	2,864	3,162
Iron Sheets	"	2,329	3,498	20,002	15,379	17,278
Crown Cork	('000 GROSS)	2,207	1,857	3,232	3,402	3,887
Motor Vehicle Spring	TONS	25	279	533	727	580

* REVISED

TOTAL FIXED ASSETS BY INDUSTRIAL GROUP - PUBLIC AND PRIVATE
1991/92(1984 E.F.Y.) - 1995/96(1988 E.F.Y.)

TABLE 5.10

(IN '000 BIRR)

INDUSTRIAL GROUP	TOTAL FIXED ASSETS				
	1984	1985	1986	1987	1988
MANUFACTURE OF FOOD PRODUCTS AND BEVERAGES.....	214,841	249,482	422,486	366,956	584,186
Production, processing and preserving of meat, fruit and vegetables	10,257	9,110	20,697	15,351	12,077
Manufacture of vegetable and animal oils and fats...	19,287	31,093	29,803	25,751	40,573
Manufacture of dairy products	4,687	4,341	3,649	2,278	49,417
Manufacture of grain mill products	32,948	49,776	45,799	46,113	105,289
Manufacture of prepared animal feeds	339	295	849	1,205	879
Manufacture of bakery products	13,054	3,716	16,449	15,560	22,469
Manufacture of sugar and sugar confectionery	43,943	36,663	43,173	47,320	77,425
Manufacture of macaroni and spaghetti.....	6,268	9,060	8,818	6,006	5,952
Manufacture of food products n.e.c.	2,213	2,177	31,723	16,018	16,625
Distilling, rectifying and blending of spirits	1,838	2,024	5,746	5,536	7,208
Manufacture of wines	1,527	1,134	876	729	656
Manufacture of malt liquors and malt	48,568	50,322	171,562	141,485	138,831
Manufacture of soft drinks & production of mineral waters	29,911	49,771	43,342	43,605	106,785
MANUFACTURE OF TOBACCO PRODUCTS	3,163	4,092	4,612	3,953	23,425
Manufacture of tobacco products.....	3,163	4,092	4,612	3,953	23,425
MANUFACTURE OF TEXTILES	347,850	398,152	563,547	558,081	496,434
Spinning, weaving and finishing of textiles	342,007	345,510	516,622	508,226	432,616
Manufacture of cordage, rope, twine and netting	5,411	52,214	46,419	49,668	61,435
Knitting mills	432	428	505	187	2,383
MANUFACTURE OF WEARING APPAREL, EXCEPT FUR APPAREL....	9,931	14,015	16,288	13,052	23,246
Manufacture of wearing apparel except fur apparel...	9,931	14,015	16,288	13,052	23,246
TANNING AND DRESSING OF LEATHER; MANUFACTURE OF FOOTWEAR, LUGGAGE AND HANDBAGS	35,709	35,240	62,687	77,950	128,894
Tanning and dressing of leather, luggage and handbags	25,200	24,489	31,913	43,932	47,310
Manufacture of footwear.....	10,509	10,750	30,774	34,017	81,584
MANUFACTURE OF WOOD AND OF PRODUCTS OF WOOD AND CORK, EXCEPT FURNITURE	4,267	3,290	6,587	3,949	10,094
Manufacture of wood and of products of wood and cork, except furniture.....	4,267	3,290	6,587	3,949	10,094
MANUFACTURE OF PAPER, PAPER PRODUCTS AND PRINTING	21,758	20,161	33,553	47,787	70,844
Manufacture of paper and paper products.....	13,817	11,790	10,547	13,769	12,426
Publishing and printing services.....	7,941	8,370	23,006	34,018	58,418
MANUFACTURE OF CHEMICALS AND CHEMICAL PRODUCTS.....	13,220	12,103	17,053	34,604	156,354
Manufacture of basic chemicals, except fertilizers and nitrogen compounds.....	1,109	908	1,292	1,275	110,518
Manufacture of paints, varnishes and mastics	1,183	1,026	1,103	8,178	10,430

TOTAL FIXED ASSETS BY INDUSTRIAL GROUP - PUBLIC AND PRIVATE
1991/92(1984 E.F.Y.) - 1995/96(1988 E.F.Y.)

TABLE 5.10 (Contd..)

(IN '000 BIRR)

INDUSTRIAL GROUP	TOTAL FIXED ASSETS				
	1984	1985	1986	1987	1988
Manufacture of pharmaceuticals, medicinal chemicals and botanical products.....	7,242	6,511	5,718	5,700	13,269
Manufacture of soap and detergents cleaning and polishing, perfumes and toilet preparations.....	3,354	3,294	5,571	14,169	20,557
Manufacture of chemical products n.e.c.	333	365	3,369	5,282	1,581
MANUFACTURE OF RUBBER AND PLASTIC PRODUCTS.....	79,724	167,502	221,943	232,322	250,611
Manufacture of rubber products.....	75,091	163,280	202,302	216,634	220,925
Manufacture of plastic products.....	4,633	4,222	19,641	15,688	29,687
MANUFACTURE OF OTHER NON-METALLIC MINERAL PRODUCTS ...	110,674	269,859	275,160	257,195	288,631
Manufacture of glass and glass products.....	1,687	23,157	18,496	16,911	14,242
Manufacture of structural clay products	1,881	2,075	4,545	1,956	6,659
Manufacture of cement, lime and plaster	104,390	237,095	236,532	218,718	205,014
Manufacture of articles of concrete, cement and plaster	790	940	11,271	13,924	31,075
Manufacture of non-metallic mineral products n.e.c..	1,925	6,591	4,315	5,686	31,641
MANUFACTURE OF BASIC IRON AND STEEL.....	6,469	5,491	6,079	7,560	7,696
Manufacture of basic iron and steel.....	6,469	5,491	6,079	7,560	7,696
MANUFACTURE OF FABRICATED METAL PRODUCTS EXCEPT MACHINERY AND EQUIPMENT	122,041	116,428	115,939	109,987	123,121
Manufacture of structural metal products, tanks, reservoirs and containers of metal	1,953	2,301	6,976	14,989	20,845
Manufacture of cutlery, hand tools and general hardware	3,935	3,802	3,603	20,972	19,541
Manufacture of other fabricated metal products	116,154	110,325	105,360	74,027	82,734
MANUFACTURE OF MACHINERY AND EQUIPMENT N.E.C.	7,905	6,840	13,702	12,700	14,459
Manufacture of pumps, compressors, taps and valves..	7,702	6,599	13,310	12,008	11,499
Manufacture of ovens, furnaces and furnace burners..	-	-	-	-	786
Manufacture of other general purpose machinery.....	-	-	-	-	799
Manufacture of machinery for food and beverage processing	-	-	-	-	999
Manufacture of accumulators, primary cells and and primary batteries	204	241	392	692	377
MANUFACTURE OF MOTOR VEHICLES	14,039	18,946	19,522	20,429	30,253
Manufacture of bodies for motor vehicles.....	14,039	18,946	19,522	20,429	30,003
Manufacture of parts and accessories for motor vehicles and their engines.....	-	-	-	-	250
MANUFACTURE OF FURNITURE; MANUFACTURING N.E.C.	3,405	5,310	16,955	25,528	46,251
Manufacture of furniture; manufacturing n.e.c.....	3,405	5,310	16,955	25,528	46,251
T O T A L	994,997	1,326,912	1,796,112	1,772,054	2,254,498

OPERATING SURPLUS BY INDUSTRIAL GROUP - PUBLIC AND PRIVATE
1991/92(1984 E.F.Y.) - 1995/96(1988 E.F.Y.)

TABLE 5.11

(IN '000 BIRR)

INDUSTRIAL GROUP	OPERATING SURPLUS				
	1984	1985	1986	1987	1988
MANUFACTURE OF FOOD PRODUCTS AND BEVERAGES.....	30,589	93,925	250,688	380,990	520,262
Production, processing and preserving of meat, fruit and vegetables	-5,522	-467	-2,819	-315	1,602
Manufacture of vegetable and animal oils and fats...	7,125	1,097	-672	5,480	7,445
Manufacture of dairy products	-3,489	776	4,054	264	479
Manufacture of grain mill products	7,422	16,285	39,733	56,603	42,290
Manufacture of prepared animal feeds	150	-1,672	393	1,713	246
Manufacture of bakery products	2,385	-8,135	9,447	9,259	24,074
Manufacture of sugar and sugar confectionery	16,533	41,826	37,579	118,952	267,664
Manufacture of macaroni and spaghetti.....	248	7,533	8,727	7,536	18,573
Manufacture of food products n.e.c.	-6,118	433	18,166	10,838	13,586
Distilling, rectifying and blending of spirits	-950	-3,058	5,891	8,037	8,909
Manufacture of wines	184	5,921	7,089	4,682	3,662
Manufacture of malt liquors and malt	14,320	25,070	97,088	133,199	100,432
Manufacture of soft drinks & production of mineral waters	-1,699	8,315	26,012	24,741	32,259
MANUFACTURE OF TOBACCO PRODUCTS	35,736	43,538	51,105	48,501	68,094
Manufacture of tobacco products.....	35,736	43,538	51,105	48,501	68,094
MANUFACTURE OF TEXTILES	-31,106	30,951	81,425	50,205	51,699
Spinning, weaving and finishing of textiles	-26,837	27,805	71,530	40,819	40,926
Manufacture of cordage, rope, twine and netting	-4,137	3,245	9,720	9,111	10,309
Knitting mills	-132	-99	175	275	465
MANUFACTURE OF WEARING APPAREL, EXCEPT FUR APPAREL....	-1,983	6,971	8,936	3,255	2,838
Manufacture of wearing apparel except fur apparel...	-1,983	6,971	8,936	3,255	2,838
TANNING AND DRESSING OF LEATHER; MANUFACTURE OF FOOTWEAR, LUGGAGE AND HANDBAGS	-5,667	48,363	88,415	92,778	96,607
Tanning and dressing of leather, luggage and handbags	-8,219	47,045	77,203	76,007	76,509
Manufacture of footwear.....	2,552	1,318	11,212	16,771	20,098
MANUFACTURE OF WOOD AND OF PRODUCTS OF WOOD AND CORK, EXCEPT FURNITURE	-1,038	4,352	17,523	21,205	20,548
Manufacture of wood and of products of wood and cork, except furniture.....	-1,038	4,352	17,523	21,205	20,548
MANUFACTURE OF PAPER, PAPER PRODUCTS AND PRINTING	15,931	35,055	64,090	44,304	70,503
Manufacture of paper and paper products.....	-71	14,058	34,066	11,818	19,665
Publishing and printing services.....	16,003	20,998	30,024	32,486	50,838
MANUFACTURE OF CHEMICALS AND CHEMICAL PRODUCTS.....	6,765	33,032	51,921	45,038	34,994
Manufacture of basic chemicals, except fertilizers and nitrogen compounds.....	388	1,075	1,494	1,755	-22,636
Manufacture of paints, varnishes and mastics	605	8,315	8,772	9,425	14,407

OPERATING SURPLUS BY INDUSTRIAL GROUP - PUBLIC AND PRIVATE
1991/92(1984 E.F.Y.) - 1995/96(1988 E.F.Y.)

TABLE 5.11 (Contd..)

(IN '000 BIRR)

INDUSTRIAL GROUP	OPERATING SURPLUS				
	1984	1985	1986	1987	1988
Manufacture of pharmaceuticals, medicinal chemicals and botanical products.....	3,884	10,924	23,078	15,248	11,788
Manufacture of soap and detergents cleaning and polishing, perfumes and toilet preparations.....	1,809	11,901	17,139	15,455	29,063
Manufacture of chemical products n.e.c.	79	816	1,438	3,156	2,372
MANUFACTURE OF RUBBER AND PLASTIC PRODUCTS.....	6,860	23,665	42,682	37,044	39,573
Manufacture of rubber products.....	1,728	12,001	25,855	17,153	22,096
Manufacture of plastic products.....	5,132	11,664	16,827	19,891	17,477
MANUFACTURE OF OTHER NON-METALLIC MINERAL PRODUCTS ...	6,928	24,624	55,391	88,713	119,784
Manufacture of glass and glass products.....	-1,219	578	7,903	7,124	7,543
Manufacture of structural clay products	1,284	2,038	-707	1,220	1,735
Manufacture of cement, lime and plaster	6,844	20,741	39,031	57,235	80,409
Manufacture of articles of concrete, cement and plaster	652	710	5,063	20,944	20,135
Manufacture of non-metallic mineral products n.e.c..	-632	556	4,100	2,190	9,963
MANUFACTURE OF BASIC IRON AND STEEL.....	-534	10,091	35,698	54,206	43,938
Manufacture of basic iron and steel.....	-534	10,091	35,698	54,206	43,938
MANUFACTURE OF FABRICATED METAL PRODUCTS EXCEPT MACHINERY AND EQUIPMENT	-8,720	1,927	11,952	11,362	20,237
Manufacture of structural metal products, tanks, reservoirs and containers of metal	-220	900	1,069	1,226	3,212
Manufacture of cutlery, hand tools and general hardware	178	2,416	5,723	5,032	4,009
Manufacture of other fabricated metal products	-8,679	-1,390	5,160	5,104	13,016
MANUFACTURE OF MACHINERY AND EQUIPMENT N.E.C.	-1,649	-355	1,289	268	1,344
Manufacture of pumps, compressors, taps and valves..	-1,226	-1,322	138	37	149
Manufacture of ovens, furnaces and furnace burners..	-	-	-	-	651
Manufacture of other general purpose machinery.....	-	-	-	-	155
Manufacture of machinery for food and beverage processing	-	-	-	-	718
Manufacture of accumulators, primary cells and and primary batteries	-423	967	1,150	231	-328
MANUFACTURE OF MOTOR VEHICLES	2,734	16,304	18,533	28,703	31,807
Manufacture of bodies for motor vehicles.....	2,734	16,304	18,533	28,703	31,777
Manufacture of parts and accessories for motor vehicles and their engines.....	-	-	-	-	30
MANUFACTURE OF FURNITURE; MANUFACTURING N.E.C.	2,690	2,801	9,105	11,105	14,605
Manufacture of furniture; manufacturing n.e.c.....	2,690	2,801	9,105	11,105	14,605
T O T A L	57,535	375,245	788,753	917,679	1,136,832

RATIO OF IMPORTED TO TOTAL RAW MATERIAL COSTS BY INDUSTRIAL GROUP - PUBLIC AND PRIVATE
1991/92(1984 E.F.Y.) - 1995/96(1988 E.F.Y.)

TABLE 5.12

INDUSTRIAL GROUP	1984	1985	1986	1987	1988
MANUFACTURE OF FOOD PRODUCTS AND BEVERAGES.....	0.172	0.170	0.179	0.121	0.207
Production, processing and preserving of meat, fruit and vegetables	0.227	0.242	0.310	0.336	0.308
Manufacture of vegetable and animal oils and fats...	0.038	0.020	0.033	0.023	0.024
Manufacture of dairy products	-	0.002	-	-	0.087
Manufacture of grain mill products	0.147	0.060	0.075	0.040	0.050
Manufacture of prepared animal feeds	0.048	0.047	0.050	0.080	0.042
Manufacture of bakery products	0.048	0.058	0.112	0.061	0.044
Manufacture of sugar and sugar confectionery	0.263	0.167	0.159	0.083	0.457
Manufacture of macaroni and spaghetti	-	-	-	0.012	-
Manufacture of food products n.e.c.	0.025	0.040	0.016	0.014	0.011
Distilling, rectifying and blending of spirits	0.234	0.278	0.161	0.306	0.121
Manufacture of wines	0.603	0.638	0.628	0.459	0.517
Manufacture of malt liquors and malt	0.101	0.353	0.372	0.174	0.422
Manufacture of soft drinks & production of mineral waters	0.418	0.466	0.451	0.429	0.451
MANUFACTURE OF TOBACCO PRODUCTS	0.416	0.827	0.663	0.822	0.944
Manufacture of tobacco products	0.416	0.827	0.663	0.822	0.944
MANUFACTURE OF TEXTILES	0.283	0.573	0.699	0.564	0.383
Spinning, weaving and finishing of textiles	0.216	0.558	0.678	0.521	0.332
Manufacture of cordage, rope, twine and netting	0.955	0.922	0.971	0.989	0.962
Knitting mills	0.283	0.328	0.680	0.955	0.948
MANUFACTURE OF WEARING APPAREL, EXCEPT FUR APPAREL....	0.100	0.216	0.330	0.390	0.400
Manufacture of wearing apparel except fur apparel...	0.100	0.216	0.330	0.390	0.400
TANNING AND DRESSING OF LEATHER; MANUFACTURE OF FOOTWEAR, LUGGAGE AND HANDBAGS	0.227	0.229	0.225	0.151	0.201
Tanning and dressing of leather, luggage and handbags	0.190	0.180	0.192	0.099	0.146
Manufacture of footwear	0.333	0.346	0.324	0.412	0.431
MANUFACTURE OF WOOD AND OF PRODUCTS OF WOOD AND CORK, EXCEPT FURNITURE	0.269	0.283	0.313	0.443	0.429
Manufacture of wood and of products of wood and cork, except furniture	0.269	0.283	0.313	0.443	0.429
MANUFACTURE OF PAPER, PAPER PRODUCTS AND PRINTING	0.588	0.598	0.751	0.679	0.709
Manufacture of paper and paper products	0.854	0.829	0.973	0.880	0.963
Publishing and printing services	0.387	0.322	0.510	0.452	0.443
MANUFACTURE OF CHEMICALS AND CHEMICAL PRODUCTS.....	0.813	0.774	0.783	0.755	0.774
Manufacture of basic chemicals, except fertilizers and nitrogen compounds	0.503	0.470	0.615	0.569	0.284
Manufacture of paints, varnishes and mastics	0.792	0.488	0.522	0.472	0.531

RATIO OF IMPORTED TO TOTAL RAW MATERIAL COSTS BY INDUSTRIAL GROUP - PUBLIC AND PRIVATE
1991/92(1984 E.F.Y.) - 1995/96(1988 E.F.Y.)
TABLE 5.12 (Contd..)

INDUSTRIAL GROUP	1984	1985	1986	1987	1988
Manufacture of pharmaceuticals, medicinal chemicals and botanical products.....	0.922	0.936	0.935	0.893	0.985
Manufacture of soap and detergents cleaning and polishing, perfumes and toilet preparations.....	0.721	0.790	0.815	0.818	0.858
Manufacture of chemical products n.e.c.	0.250	0.820	0.832	0.909	0.884
MANUFACTURE OF RUBBER AND PLASTIC PRODUCTS.....	0.925	0.911	0.939	0.938	0.950
Manufacture of rubber products.....	0.988	1.000	1.000	0.995	1.000
Manufacture of plastic products.....	0.860	0.812	0.885	0.893	0.902
MANUFACTURE OF OTHER NON-METALLIC MINERAL PRODUCTS ...	0.525	0.563	0.579	0.538	0.418
Manufacture of glass and glass products.....	0.028	0.051	0.069	0.549	0.147
Manufacture of structural clay products	-	-	-	-	0.403
Manufacture of cement, lime and plaster	0.789	0.796	0.849	0.710	0.645
Manufacture of articles of concrete, cement and plaster	0.055	0.033	0.060	0.033	0.037
Manufacture of non-metallic mineral products n.e.c..	-	-	0.159	0.258	0.138
MANUFACTURE OF BASIC IRON AND STEEL.....	0.954	0.969	0.988	0.974	0.993
Manufacture of basic iron and steel.....	0.954	0.969	0.988	0.974	0.993
MANUFACTURE OF FABRICATED METAL PRODUCTS EXCEPT MACHINERY AND EQUIPMENT	0.835	0.822	0.911	0.843	0.901
Manufacture of structural metal products, tanks, reservoirs and containers of metal	0.402	-	0.613	0.585	0.856
Manufacture of cutlery, hand tools and general hardware	0.787	0.865	0.950	0.822	0.804
Manufacture of other fabricated metal products	0.925	0.927	0.972	0.955	0.946
MANUFACTURE OF MACHINERY AND EQUIPMENT N.E.C.	0.868	0.889	0.985	0.902	0.686
Manufacture of pumps, compressors, taps and valves..	0.679	0.801	0.944	0.885	0.943
Manufacture of ovens, furnaces and furnace burners..	-	-	-	-	0.207
Manufacture of other general purpose machinery.....	-	-	-	-	0.530
Manufacture of machinery for food and beverage processing	-	-	-	-	0.524
Manufacture of accumulators, primary cells and and primary batteries	1.000	0.928	1.000	0.928	1.000
MANUFACTURE OF MOTOR VEHICLES	0.773	0.689	0.962	0.910	0.915
Manufacture of bodies for motor vehicles.....	0.773	0.689	0.962	0.910	0.916
Manufacture of parts and accessories for motor vehicles and their engines.....	-	-	-	-	0.618
MANUFACTURE OF FURNITURE; MANUFACTURING N.E.C.	0.305	0.218	0.315	0.301	0.212
Manufacture of furniture; manufacturing n.e.c.....	0.305	0.218	0.315	0.301	0.212
T O T A L	0.331	0.443	0.551	0.459	0.476

PERCENTAGE DISTRIBUTION OF VALUE ADDED* BY INDUSTRIAL GROUP - PUBLIC AND PRIVATE
1991/92(1984 E.F.Y.) - 1995/96(1988 E.F.Y.)

TABLE 5.13

INDUSTRIAL GROUP	1984	1985	1986	1987	1988
MANUFACTURE OF FOOD PRODUCTS AND BEVERAGES.....	33.87	26.94	30.69	37.44	41.15
Production, processing and preserving of meat, fruit and vegetables	0.63	1.42	0.88	0.75	0.83
Manufacture of vegetable and animal oils and fats...	3.98	1.26	0.54	0.98	0.93
Manufacture of dairy products	-0.98	0.13	0.37	0.03	0.02
Manufacture of grain mill products	5.35	4.35	4.78	5.66	3.53
Manufacture of prepared animal feeds	0.14	-0.18	0.07	0.19	0.07
Manufacture of bakery products	2.34	-0.74	1.26	1.00	2.13
Manufacture of sugar and sugar confectionery	10.64	9.24	5.31	11.07	19.22
Manufacture of macaroni and spaghetti	0.33	1.17	0.86	0.71	1.26
Manufacture of food products n.e.c.	-1.64	0.16	1.80	0.94	1.01
Distilling, rectifying and blending of spirits	0.92	0.18	0.87	0.95	0.87
Manufacture of wines	0.88	1.25	0.87	0.63	0.51
Manufacture of malt liquors and malt	7.51	5.33	9.47	11.26	7.56
Manufacture of soft drinks & production of mineral waters	3.75	3.37	3.60	3.27	3.21
MANUFACTURE OF TOBACCO PRODUCTS	11.71	6.76	4.84	4.25	4.83
Manufacture of tobacco products	11.71	6.76	4.84	4.25	4.83
MANUFACTURE OF TEXTILES	14.88	18.47	16.69	12.31	9.83
Spinning, weaving and finishing of textiles	14.07	16.88	14.99	10.90	8.51
Manufacture of cordage, rope, twine and netting	0.74	1.55	1.65	1.36	1.27
Knitting mills	0.07	0.04	0.05	0.05	0.05
MANUFACTURE OF WEARING APPAREL, EXCEPT FUR APPAREL....	2.15	2.59	1.78	1.09	0.95
Manufacture of wearing apparel except fur apparel...	2.15	2.59	1.78	1.09	0.95
TANNING AND DRESSING OF LEATHER; MANUFACTURE OF FOOTWEAR, LUGGAGE AND HANDBAGS	6.08	11.15	10.65	10.01	9.15
Tanning and dressing of leather, luggage and handbags	1.99	9.10	8.41	7.62	6.69
Manufacture of footwear	4.09	2.05	2.24	2.39	2.46
MANUFACTURE OF WOOD AND OF PRODUCTS OF WOOD AND CORK, EXCEPT FURNITURE	1.72	1.71	2.43	2.40	2.02
Manufacture of wood and of products of wood and cork, except furniture	1.72	1.71	2.43	2.40	2.02
MANUFACTURE OF PAPER, PAPER PRODUCTS AND PRINTING	10.60	8.26	7.62	5.60	6.65
Manufacture of paper and paper products	1.63	2.89	3.47	1.50	1.72
Publishing and printing services	8.96	5.37	4.15	4.10	4.93
MANUFACTURE OF CHEMICALS AND CHEMICAL PRODUCTS.....	4.16	5.91	5.30	4.32	3.18
Manufacture of basic chemicals, except fertilizers and nitrogen compounds	0.34	0.28	0.22	0.21	-1.23
Manufacture of paints, varnishes and mastics	0.55	1.39	0.89	0.90	1.08

PERCENTAGE DISTRIBUTION OF VALUE ADDED* BY INDUSTRIAL GROUP - PUBLIC AND PRIVATE
1991/92(1984 E.F.Y.) - 1995/96(1988 E.F.Y.)
TABLE 5.13 (Contd.)

INDUSTRIAL GROUP	1984	1985	1986	1987	1988
Manufacture of pharmaceuticals, medicinal chemicals and botanical products.....	1.82	1.91	2.17	1.36	0.95
Manufacture of soap and detergents cleaning and polishing, perfumes and toilet preparations.....	1.32	2.13	1.83	1.53	2.19
Manufacture of chemical products n.e.c.	0.14	0.20	0.19	0.31	0.20
MANUFACTURE OF RUBBER AND PLASTIC PRODUCTS.....	4.64	4.81	4.63	3.79	3.32
Manufacture of rubber products.....	1.97	2.47	2.70	1.81	1.79
Manufacture of plastic products.....	2.67	2.34	1.93	1.98	1.53
MANUFACTURE OF OTHER NON-METALLIC MINERAL PRODUCTS ...	5.01	5.21	6.24	8.28	9.49
Manufacture of glass and glass products.....	0.10	0.23	0.84	0.71	0.66
Manufacture of structural clay products	0.68	0.47	0.14	0.25	0.25
Manufacture of cement, lime and plaster	3.51	3.88	3.98	4.97	6.01
Manufacture of articles of concrete, cement and plaster	0.60	0.34	0.81	2.00	1.76
Manufacture of non-metallic mineral products n.e.c..	0.12	0.28	0.48	0.34	0.82
MANUFACTURE OF BASIC IRON AND STEEL.....	1.46	2.38	3.61	4.59	3.28
Manufacture of basic iron and steel.....	1.46	2.38	3.61	4.59	3.28
MANUFACTURE OF FABRICATED METAL PRODUCTS EXCEPT MACHINERY AND EQUIPMENT	-0.29	1.57	1.87	1.70	2.02
Manufacture of structural metal products, tanks, reservoirs and containers of metal	0.28	0.28	0.25	0.26	0.34
Manufacture of cutlery, hand tools and general hardware	0.64	0.73	0.73	0.65	0.47
Manufacture of other fabricated metal products	-1.20	0.57	0.90	0.79	1.20
MANUFACTURE OF MACHINERY AND EQUIPMENT N.E.C.	-0.09	0.17	0.25	0.15	0.23
Manufacture of pumps, compressors, taps and valves..	-0.12	-0.05	0.10	0.09	0.07
Manufacture of ovens, furnaces and furnace burners..	-	-	-	-	0.05
Manufacture of other general purpose machinery.....	-	-	-	-	0.01
Manufacture of machinery for food and beverage processing	-	-	-	-	0.07
Manufacture of accumulators, primary cells and and primary batteries	0.03	0.22	0.15	0.07	0.01
MANUFACTURE OF MOTOR VEHICLES	1.72	2.78	1.89	2.49	2.35
Manufacture of bodies for motor vehicles.....	1.72	2.78	1.89	2.49	2.35
Manufacture of parts and accessories for motor vehicles and their engines.....	-	-	-	-	0.01
MANUFACTURE OF FURNITURE; MANUFACTURING N.E.C.	2.38	1.29	1.51	1.57	1.55
Manufacture of furniture; manufacturing n.e.c.....	2.38	1.29	1.51	1.57	1.55
T O T A L	100.00	100.00	100.00	100.00	100.00

RATIO OF COST OF ENERGY CONSUMED TO TOTAL INDUSTRIAL COST BY INDUSTRIAL GROUP - PUBLIC AND PRIVATE
1991/92(1984 E.F.Y.) - 1995/96(1988 E.F.Y.)

TABLE 5.14

INDUSTRIAL GROUP	1984	1985	1986	1987	1988
MANUFACTURE OF FOOD PRODUCTS AND BEVERAGES.....	0.078	0.068	0.071	0.052	0.045
Production, processing and preserving of meat, fruit and vegetables	0.105	0.097	0.153	0.084	0.060
Manufacture of vegetable and animal oils and fats...	0.081	0.070	0.064	0.053	0.058
Manufacture of dairy products	0.017	0.029	0.039	0.002	0.040
Manufacture of grain mill products	0.037	0.026	0.029	0.021	0.015
Manufacture of prepared animal feeds	0.017	0.024	0.011	0.009	0.033
Manufacture of bakery products	0.116	0.055	0.059	0.033	0.039
Manufacture of sugar and sugar confectionery	0.093	0.073	0.140	0.121	0.052
Manufacture of macaroni and spaghetti.....	0.076	0.077	0.034	0.024	0.026
Manufacture of food products n.e.c.	0.026	0.039	0.083	0.073	0.036
Distilling, rectifying and blending of spirits	0.147	0.207	0.129	0.207	0.115
Manufacture of wines	0.025	0.012	0.013	0.012	0.014
Manufacture of malt liquors and malt	0.120	0.122	0.117	0.107	0.093
Manufacture of soft drinks & production of mineral waters	0.069	0.081	0.046	0.039	0.040
MANUFACTURE OF TOBACCO PRODUCTS	0.042	0.017	0.010	0.009	0.031
Manufacture of tobacco products.....	0.042	0.017	0.010	0.009	0.031
MANUFACTURE OF TEXTILES	0.176	0.144	0.099	0.110	0.086
Spinning, weaving and finishing of textiles	0.191	0.153	0.114	0.119	0.092
Manufacture of cordage, rope, twine and netting	0.042	0.033	0.017	0.032	0.031
Knitting mills	0.015	0.009	0.007	0.010	0.013
MANUFACTURE OF WEARING APPAREL, EXCEPT FUR APPAREL....	0.007	0.009	0.010	0.010	0.008
Manufacture of wearing apparel except fur apparel....	0.007	0.009	0.010	0.010	0.008
TANNING AND DRESSING OF LEATHER; MANUFACTURE OF FOOTWEAR, LUGGAGE AND HANDBAGS	0.026	0.027	0.021	0.014	0.013
Tanning and dressing of leather, luggage and handbags	0.024	0.023	0.020	0.011	0.011
Manufacture of footwear.....	0.030	0.035	0.022	0.024	0.022
MANUFACTURE OF WOOD AND OF PRODUCTS OF WOOD AND CORK, EXCEPT FURNITURE	0.255	0.232	0.166	0.163	0.140
Manufacture of wood and of products of wood and cork, except furniture.....	0.255	0.232	0.166	0.163	0.140
MANUFACTURE OF PAPER, PAPER PRODUCTS AND PRINTING	0.052	0.053	0.040	0.052	0.038
Manufacture of paper and paper products.....	0.088	0.079	0.063	0.081	0.061
Publishing and printing services.....	0.022	0.020	0.014	0.018	0.013
MANUFACTURE OF CHEMICALS AND CHEMICAL PRODUCTS.....	0.029	0.020	0.014	0.013	0.017
Manufacture of basic chemicals, except fertilizers and nitrogen compounds.....	0.184	0.132	0.068	0.165	0.096
Manufacture of paints, varnishes and mastics	0.007	0.002	0.001	0.004	0.005

RATIO OF COST OF ENERGY CONSUMED TO TOTAL INDUSTRIAL COST BY INDUSTRIAL GROUP - PUBLIC AND PRIVATE
1991/92(1984 E.F.Y.) - 1995/96(1988 E.F.Y.)

TABLE 5.14(Contd...)

INDUSTRIAL GROUP	1984	1985	1986	1987	1988
Manufacture of pharmaceuticals, medicinal chemicals and botanical products.....	0.018	0.014	0.009	0.012	0.009
Manufacture of soap and detergents cleaning and polishing, perfumes and toilet preparations.....	0.042	0.034	0.031	0.022	0.017
Manufacture of chemical products n.e.c.	0.015	0.005	0.001	0.001	0.014
MANUFACTURE OF RUBBER AND PLASTIC PRODUCTS.....	0.107	0.116	0.056	0.054	0.061
Manufacture of rubber products.....	0.162	0.177	0.093	0.089	0.086
Manufacture of plastic products.....	0.044	0.038	0.023	0.025	0.036
MANUFACTURE OF OTHER NON-METALLIC MINERAL PRODUCTS ...	0.524	0.651	0.540	0.477	0.430
Manufacture of glass and glass products.....	0.428	0.367	0.313	0.448	0.382
Manufacture of structural clay products	0.608	0.634	0.533	0.802	0.827
Manufacture of cement, lime and plaster	0.591	0.716	0.632	0.621	0.580
Manufacture of articles of concrete, cement and plaster	0.091	0.093	0.028	0.046	0.021
Manufacture of non-metallic mineral products n.e.c..	0.138	0.140	0.131	0.119	0.068
MANUFACTURE OF BASIC IRON AND STEEL.....	0.076	0.050	0.018	0.022	0.017
Manufacture of basic iron and steel.....	0.076	0.050	0.018	0.022	0.017
MANUFACTURE OF FABRICATED METAL PRODUCTS EXCEPT MACHINERY AND EQUIPMENT	0.079	0.066	0.036	0.051	0.036
Manufacture of structural metal products, tanks, reservoirs and containers of metal	0.034	0.015	0.012	0.012	0.014
Manufacture of cutlery, hand tools and general hardware	0.032	0.019	0.013	0.047	0.037
Manufacture of other fabricated metal products	0.108	0.099	0.059	0.068	0.042
MANUFACTURE OF MACHINERY AND EQUIPMENT N.E.C.	0.179	0.097	0.101	0.077	0.063
Manufacture of pumps, compressors, taps and valves..	0.291	0.222	0.255	0.100	0.125
Manufacture of ovens, furnaces and furnace burners..	-	-	-	-	0.016
Manufacture of other general purpose machinery.....	-	-	-	-	0.015
Manufacture of machinery for food and beverage processing	-	-	-	-	0.056
Manufacture of accumulators, primary cells and and primary batteries	0.071	0.027	0.024	0.039	0.032
MANUFACTURE OF MOTOR VEHICLES	0.006	0.007	0.010	0.001	0.002
Manufacture of bodies for motor vehicles.....	0.006	0.007	0.010	0.001	0.002
Manufacture of parts and accessories for motor vehicles and their engines.....	-	-	-	-	0.167
MANUFACTURE OF FURNITURE; MANUFACTURING N.E.C.	0.028	0.025	0.024	0.015	0.015
Manufacture of furniture; manufacturing n.e.c.....	0.028	0.025	0.024	0.015	0.015
T O T A L	0.096	0.102	0.081	0.071	0.066

RATIO OF VALUE ADDED* TO GROSS VALUE OF PRODUCTION - PUBLIC AND PRIVATE
1991/92(1984 E.F.Y.) - 1995/96(1988 E.F.Y.)

TABLE 5.15

INDUSTRIAL GROUP	1984				1985				1986				1987				1988			
MANUFACTURE OF FOOD PRODUCTS AND BEVERAGES.....	0.148				0.193				0.276				0.289				0.301			
Production, processing and preserving of meat, fruit and vegetables	0.085				0.275				0.162				0.218				0.204			
Manufacture of vegetable and animal oils and fats.....	0.292				0.198				0.143				0.189				0.241			
Manufacture of dairy products	-0.885				0.200				0.507				0.052				0.038			
Manufacture of grain mill products	0.186				0.206				0.241				0.206				0.170			
Manufacture of prepared animal feeds	0.109				-0.513				0.178				0.321				0.267			
Manufacture of bakery products	0.180				-0.185				0.287				0.193				0.212			
Manufacture of sugar and sugar confectionery	0.197				0.296				0.272				0.524				0.531			
Manufacture of macaroni and spaghetti	0.158				0.549				0.312				0.182				0.382			
Manufacture of food products n.e.c.	-0.902				0.074				0.494				0.353				0.296			
Distilling, rectifying and blending of spirits	0.067				0.027				0.212				0.233				0.227			
Manufacture of wines	0.165				0.391				0.453				0.253				0.272			
Manufacture of malt liquors and malt	0.136				0.137				0.325				0.329				0.237			
Manufacture of soft drinks & production of mineral waters	0.117				0.191				0.232				0.179				0.194			
MANUFACTURE OF TOBACCO PRODUCTS	0.269				0.256				0.300				0.286				0.315			
Manufacture of tobacco products.....	0.269				0.256				0.300				0.286				0.315			
MANUFACTURE OF TEXTILES	0.224				0.339				0.307				0.282				0.224			
Spinning, weaving and finishing of textiles	0.230				0.335				0.315				0.279				0.216			
Manufacture of cordage, rope, twine and netting	0.163				0.420				0.253				0.307				0.296			
Knitting mills	0.122				0.118				0.198				0.252				0.238			
MANUFACTURE OF WEARING APPAREL, EXCEPT FUR APPAREL.....	0.163				0.281				0.277				0.228				0.211			
Manufacture of wearing apparel except fur apparel.....	0.163				0.281				0.277				0.228				0.211			
TANNING AND DRESSING OF LEATHER; MANUFACTURE OF FOOTWEAR, LUGGAGE AND HANDBAGS	0.113				0.276				0.335				0.224				0.230			
Tanning and dressing of leather, luggage and handbags	0.053				0.299				0.346				0.212				0.217			
Manufacture of footwear	0.253				0.205				0.300				0.269				0.273			
MANUFACTURE OF WOOD AND OF PRODUCTS OF WOOD AND CORK, EXCEPT FURNITURE	0.329				0.423				0.480				0.489				0.482			
Manufacture of wood and of products of wood and cork, except furniture.....	0.329				0.423				0.480				0.489				0.482			
MANUFACTURE OF PAPER, PAPER PRODUCTS AND PRINTING	0.393				0.415				0.434				0.375				0.363			
Manufacture of paper and paper products	0.183				0.315				0.382				0.233				0.223			
Publishing and printing services.....	0.498				0.501				0.489				0.482				0.466			
MANUFACTURE OF CHEMICALS AND CHEMICAL PRODUCTS.....	0.257				0.283				0.258				0.206				0.160			
Manufacture of basic chemicals, except fertilizers and nitrogen compounds.....	0.474				0.468				0.437				0.534				-3.367			
Manufacture of paints, varnishes and mastics	0.242				0.306				0.235				0.219				0.214			

RATIO OF VALUE ADDED* TO GROSS VALUE OF PRODUCTION - PUBLIC AND PRIVATE
1991/92(1984 E.F.Y.) - 1995/96(1988 E.F.Y.)
TABLE 5.15(Contd..)

INDUSTRIAL GROUP	1984	1985	1986	1987	1988
Manufacture of pharmaceuticals, medicinal chemicals and botanical products.....	0.268	0.289	0.370	0.310	0.254
Manufacture of soap and detergents cleaning and polishing, perfumes and toilet preparations.....	0.225	0.282	0.251	0.192	0.215
Manufacture of chemical products n.e.c.	0.245	0.130	0.062	0.076	0.315
MANUFACTURE OF RUBBER AND PLASTIC PRODUCTS.....	0.273	0.343	0.307	0.316	0.284
Manufacture of rubber products.....	0.224	0.312	0.339	0.319	0.314
Manufacture of plastic products.....	0.325	0.384	0.271	0.314	0.256
MANUFACTURE OF OTHER NON-METALLIC MINERAL PRODUCTS ...	0.247	0.290	0.332	0.331	0.361
Manufacture of glass and glass products.....	0.069	0.335	0.537	0.458	0.458
Manufacture of structural clay products	0.382	0.417	0.160	0.399	0.456
Manufacture of cement, lime and plaster	0.239	0.271	0.295	0.300	0.346
Manufacture of articles of concrete, cement and plaster	0.372	0.336	0.420	0.381	0.359
Manufacture of non-metallic mineral products n.e.c..	0.151	0.366	0.492	0.330	0.392
MANUFACTURE OF BASIC IRON AND STEEL.....	0.163	0.291	0.196	0.277	0.185
Manufacture of basic iron and steel.....	0.163	0.291	0.196	0.277	0.185
MANUFACTURE OF FABRICATED METAL PRODUCTS EXCEPT MACHINERY AND EQUIPMENT	-0.039	0.268	0.271	0.264	0.289
Manufacture of structural metal products, tanks, reservoirs and containers of metal	0.365	0.469	0.267	0.225	0.288
Manufacture of cutlery, hand tools and general hardware	0.283	0.333	0.303	0.359	0.288
Manufacture of other fabricated metal products	-0.278	0.184	0.251	0.228	0.290
MANUFACTURE OF MACHINERY AND EQUIPMENT N.E.C.	-0.126	0.269	0.413	0.303	0.367
Manufacture of pumps, compressors, taps and valves..	-0.300	-0.324	0.447	0.286	0.308
Manufacture of ovens, furnaces and furnace burners..	-	-	-	-	0.364
Manufacture of other general purpose machinery.....	-	-	-	-	0.429
Manufacture of machinery for food and beverage processing	-	-	-	-	0.712
Manufacture of accumulators, primary cells and and primary batteries	0.086	0.450	0.392	0.330	0.132
MANUFACTURE OF MOTOR VEHICLES	0.211	0.278	0.168	0.104	0.172
Manufacture of bodies for motor vehicles.....	0.211	0.278	0.168	0.104	0.172
Manufacture of parts and accessories for motor vehicles and their engines.....	-	-	-	-	0.750
MANUFACTURE OF FURNITURE; MANUFACTURING N.E.C.	0.381	0.378	0.402	0.390	0.374
Manufacture of furniture; manufacturing n.e.c.....	0.381	0.378	0.402	0.390	0.374
T O T A L	0.191	0.267	0.296	0.273	0.275

VALUE ADDED* PER PERSON ENGAGED BY INDUSTRIAL GROUP (IN '000 BIRR) - PUBLIC AND PRIVATE
1991/92(1984 E.F.Y.) - 1995/96(1988 E.F.Y.)

TABLE 5.16

INDUSTRIAL GROUP	1984	1985	1986	1987	1988
MANUFACTURE OF FOOD PRODUCTS AND BEVERAGES.....	5,071	8,520	15,115	21,207	27,643
Production, processing and preserving of meat, fruit and vegetables	663	3,217	2,825	3,332	4,380
Manufacture of vegetable and animal oils and fats...	6,992	4,960	3,669	6,976	8,559
Manufacture of dairy products	-70,446	18,988	44,923	9,589	1,473
Manufacture of grain mill products	5,645	8,506	15,450	21,453	22,683
Manufacture of prepared animal feeds	2,709	-5,948	4,286	11,240	5,297
Manufacture of bakery products	3,610	-3,803	8,516	7,701	12,034
Manufacture of sugar and sugar confectionery	10,662	15,264	15,829	36,550	69,892
Manufacture of macaroni and spaghetti.....	2,212	19,835	22,139	20,876	59,627
Manufacture of food products n.e.c.	-39,347	9,166	19,636	19,600	21,310
Distilling, rectifying and blending of spirits	3,614	1,510	12,887	11,797	17,061
Manufacture of wines	3,965	11,497	14,224	11,752	11,742
Manufacture of malt liquors and malt	9,641	15,019	41,361	53,014	42,053
Manufacture of soft drinks & production of mineral waters	3,591	7,355	13,604	12,898	15,171
MANUFACTURE OF TOBACCO PRODUCTS	42,485	48,960	57,850	57,844	78,419
Manufacture of tobacco products.....	42,485	48,960	57,850	57,844	78,419
MANUFACTURE OF TEXTILES	1,661	4,432	6,512	5,342	5,512
Spinning, weaving and finishing of textiles	1,783	4,596	6,609	5,338	5,430
Manufacture of cordage, rope, twine and netting	730	3,289	5,923	5,431	6,162
Knitting mills	1,372	1,703	3,047	4,174	5,017
MANUFACTURE OF WEARING APPAREL, EXCEPT FUR APPAREL....	1,863	4,809	5,189	3,701	3,695
Manufacture of wearing apparel except fur apparel....	1,863	4,809	5,189	3,701	3,695
TANNING AND DRESSING OF LEATHER; MANUFACTURE OF FOOTWEAR, LUGGAGE AND HANDBAGS	3,255	12,653	17,400	18,927	18,540
Tanning and dressing of leather, luggage and handbags	2,150	20,387	29,804	30,375	29,487
Manufacture of footwear.....	4,341	4,713	6,790	8,591	9,230
MANUFACTURE OF WOOD AND OF PRODUCTS OF WOOD AND CORK, EXCEPT FURNITURE	1,810	4,267	10,559	12,613	12,699
Manufacture of wood and of products of wood and cork, except furniture.....	1,810	4,267	10,559	12,613	12,699
MANUFACTURE OF PAPER, PAPER PRODUCTS AND PRINTING	8,086	13,241	19,585	15,045	18,993
Manufacture of paper and paper products.....	4,238	15,962	30,323	14,815	21,559
Publishing and printing services.....	9,690	12,127	15,110	15,130	18,235
MANUFACTURE OF CHEMICALS AND CHEMICAL PRODUCTS.....	7,982	23,241	29,604	21,513	17,823
Manufacture of basic chemicals, except fertilizers and nitrogen compounds.....	6,489	11,345	13,762	16,742	-39,325
Manufacture of paints, varnishes and mastics	6,581	34,812	38,769	25,992	40,149

VALUE ADDED* PER PERSON ENGAGED BY INDUSTRIAL GROUP (IN '000 BIRR) - PUBLIC AND PRIVATE
1991/92(1984 E.F.Y.) - 1995/96(1988 E.F.Y.)

TABLE 5.16 (Contd..)

INDUSTRIAL GROUP	1984	1985	1986	1987	1988
Manufacture of pharmaceuticals, medicinal chemicals and botanical products.....	12,125	25,870	51,521	35,898	30,093
Manufacture of soap and detergents cleaning and polishing, perfumes and toilet preparations.....	6,044	20,134	20,168	14,481	26,641
Manufacture of chemical products n.e.c.	7,805	20,120	26,298	31,993	29,273
MANUFACTURE OF RUBBER AND PLASTIC PRODUCTS.....	8,852	19,100	27,102	25,388	23,787
Manufacture of rubber products.....	7,786	20,433	36,226	25,896	25,461
Manufacture of plastic products.....	9,844	17,871	20,035	24,941	22,087
MANUFACTURE OF OTHER NON-METALLIC MINERAL PRODUCTS ...	5,392	11,444	15,916	20,750	24,725
Manufacture of glass and glass products.....	895	4,507	22,882	20,472	15,779
Manufacture of structural clay products	5,436	7,348	2,127	5,422	6,139
Manufacture of cement, lime and plaster	7,919	17,428	28,684	36,939	55,377
Manufacture of articles of concrete, cement and plaster	3,834	4,693	6,634	14,591	10,705
Manufacture of non-metallic mineral products n.e.c..	1,268	6,443	16,263	7,439	28,289
MANUFACTURE OF BASIC IRON AND STEEL.....	4,364	14,907	38,278	52,097	46,640
Manufacture of basic iron and steel.....	4,364	14,907	38,278	52,097	46,640
MANUFACTURE OF FABRICATED METAL PRODUCTS EXCEPT MACHINERY AND EQUIPMENT	-625	7,130	12,030	10,944	15,690
Manufacture of structural metal products, tanks, reservoirs and containers of metal	4,636	11,603	6,111	5,840	9,192
Manufacture of cutlery, hand tools and general hardware	4,328	9,810	15,693	13,499	13,138
Manufacture of other fabricated metal products	-4,822	4,636	13,100	12,657	21,774
MANUFACTURE OF MACHINERY AND EQUIPMENT N.E.C.	-1,144	4,371	10,271	7,125	7,854
Manufacture of pumps, compressors, taps and valves..	-2,346	-1,888	6,924	6,581	8,083
Manufacture of ovens, furnaces and furnace burners..	-	-	-	-	12,398
Manufacture of other general purpose machinery.....	-	-	-	-	6,869
Manufacture of machinery for food and beverage processing	-	-	-	-	9,103
Manufacture of accumulators, primary cells and and primary batteries	983	15,952	15,638	7,959	2,415
MANUFACTURE OF MOTOR VEHICLES	15,615	54,261	58,052	82,727	52,576
Manufacture of bodies for motor vehicles.....	15,615	54,261	58,052	82,727	54,429
Manufacture of parts and accessories for motor vehicles and their engines.....	-	-	-	-	3,595
MANUFACTURE OF FURNITURE; MANUFACTURING N.E.C.	5,476	6,337	8,147	9,093	10,058
Manufacture of furniture; manufacturing n.e.c.....	5,476	6,337	8,147	9,093	10,058
T O T A L	4,067	8,660	13,361	14,822	17,476

RATIO OF WAGES AND SALARIES TO VALUE ADDED* BY INDUSTRIAL GROUP - PUBLIC AND PRIVATE
1991/92(1984 E.F.Y.) - 1995/96(1988 E.F.Y.)

TABLE 5.17

INDUSTRIAL GROUP	1984	1985	1986	1987	1988
MANUFACTURE OF FOOD PRODUCTS AND BEVERAGES.....	0.732	0.511	0.312	0.243	0.207
Production, processing and preserving of meat, fruit and vegetables	3.585	1.046	1.270	1.031	0.878
Manufacture of vegetable and animal oils and fats...	0.469	0.878	1.105	0.584	0.499
Manufacture of dairy products	-0.054	0.166	0.070	0.359	2.226
Manufacture of grain mill products	0.588	0.474	0.299	0.256	0.248
Manufacture of prepared animal feeds	0.688	-0.301	0.548	0.317	0.770
Manufacture of bakery products	0.697	-0.547	0.371	0.314	0.290
Manufacture of sugar and sugar confectionery	0.539	0.365	0.404	0.200	0.126
Manufacture of macaroni and spaghetti.....	0.780	0.094	0.147	0.214	0.076
Manufacture of food products n.e.c.	-0.111	0.631	0.150	0.144	0.157
Distilling, rectifying and blending of spirits	1.308	3.371	0.431	0.369	0.355
Manufacture of wines	0.938	0.333	0.314	0.450	0.553
Manufacture of malt liquors and malt	0.434	0.340	0.136	0.120	0.166
Manufacture of soft drinks & production of mineral waters	1.135	0.654	0.391	0.436	0.370
MANUFACTURE OF TOBACCO PRODUCTS	0.094	0.096	0.110	0.150	0.116
Manufacture of tobacco products.....	0.094	0.096	0.110	0.150	0.116
MANUFACTURE OF TEXTILES	1.620	0.765	0.589	0.696	0.670
Spinning, weaving and finishing of textiles	1.566	0.769	0.598	0.721	0.698
Manufacture of cordage, rope, twine and netting	2.655	0.707	0.503	0.501	0.489
Knitting mills	1.577	1.362	0.698	0.570	0.406
MANUFACTURE OF WEARING APPAREL, EXCEPT FUR APPAREL....	1.274	0.623	0.576	0.779	0.813
Manufacture of wearing apparel except fur apparel...	1.274	0.623	0.576	0.779	0.813
TANNING AND DRESSING OF LEATHER; MANUFACTURE OF FOOTWEAR, LUGGAGE AND HANDBAGS	1.277	0.392	0.300	0.310	0.337
Tanning and dressing of leather, luggage and handbags	2.225	0.275	0.227	0.258	0.282
Manufacture of footwear.....	0.815	0.910	0.578	0.477	0.488
MANUFACTURE OF WOOD AND OF PRODUCTS OF WOOD AND CORK, EXCEPT FURNITURE	1.179	0.642	0.392	0.343	0.360
Manufacture of wood and of products of wood and cork, except furniture.....	1.179	0.642	0.392	0.343	0.360
MANUFACTURE OF PAPER, PAPER PRODUCTS AND PRINTING	0.554	0.405	0.292	0.412	0.335
Manufacture of paper and paper products.....	1.013	0.318	0.173	0.414	0.283
Publishing and printing services.....	0.470	0.451	0.391	0.411	0.353
MANUFACTURE OF CHEMICALS AND CHEMICAL PRODUCTS.....	0.518	0.216	0.175	0.225	0.310
Manufacture of basic chemicals, except fertilizers and nitrogen compounds.....	0.666	0.468	0.435	0.383	-0.154
Manufacture of paints, varnishes and mastics	0.670	0.162	0.168	0.220	0.164

RATIO OF WAGES AND SALARIES TO VALUE ADDED* BY INDUSTRIAL GROUP - PUBLIC AND PRIVATE
1991/92(1984 E.F.Y.) - 1995/96(1988 E.F.Y.)

TABLE 5.17(Contd..)

INDUSTRIAL GROUP	1984	1985	1986	1987	1988
Manufacture of pharmaceuticals, medicinal chemicals and botanical products.....	0.366	0.196	0.106	0.169	0.218
Manufacture of soap and detergents cleaning and polishing, perfumes and toilet preparations.....	0.593	0.215	0.209	0.250	0.166
Manufacture of chemical products n.e.c.	0.829	0.428	0.371	0.253	0.263
MANUFACTURE OF RUBBER AND PLASTIC PRODUCTS.....	0.561	0.310	0.224	0.274	0.252
Manufacture of rubber products.....	0.739	0.319	0.194	0.295	0.226
Manufacture of plastic products.....	0.430	0.301	0.266	0.254	0.283
MANUFACTURE OF OTHER NON-METALLIC MINERAL PRODUCTS ...	0.590	0.337	0.253	0.203	0.208
Manufacture of glass and glass products.....	4.701	0.654	0.204	0.256	0.279
Manufacture of structural clay products	0.442	0.388	1.424	0.644	0.561
Manufacture of cement, lime and plaster	0.422	0.251	0.174	0.144	0.161
Manufacture of articles of concrete, cement and plaster	0.677	0.708	0.470	0.222	0.283
Manufacture of non-metallic mineral products n.e.c..	2.559	0.725	0.282	0.517	0.234
MANUFACTURE OF BASIC IRON AND STEEL.....	1.109	0.405	0.167	0.120	0.160
Manufacture of basic iron and steel.....	1.109	0.405	0.167	0.120	0.160
MANUFACTURE OF FABRICATED METAL PRODUCTS EXCEPT MACHINERY AND EQUIPMENT	-8.056	0.828	0.463	0.504	0.371
Manufacture of structural metal products, tanks, reservoirs and containers of metal	1.233	0.541	0.641	0.654	0.416
Manufacture of cutlery, hand tools and general hardware	0.917	0.534	0.336	0.425	0.467
Manufacture of other fabricated metal products	-1.140	1.344	0.516	0.519	0.320
MANUFACTURE OF MACHINERY AND EQUIPMENT N.E.C.	-4.204	1.285	0.566	0.870	0.631
Manufacture of pumps, compressors, taps and valves..	-1.953	-2.784	0.888	0.968	0.871
Manufacture of ovens, furnaces and furnace burners..	-	-	-	-	0.250
Manufacture of other general purpose machinery.....	-	-	-	-	0.274
Manufacture of machinery for food and beverage processing	-	-	-	-	0.398
Manufacture of accumulators, primary cells and and primary batteries	5.309	0.394	0.337	0.746	2.527
MANUFACTURE OF MOTOR VEHICLES	0.527	0.177	0.173	0.141	0.151
Manufacture of bodies for motor vehicles.....	0.527	0.177	0.173	0.141	0.150
Manufacture of parts and accessories for motor vehicles and their engines.....	-	-	-	-	0.676
MANUFACTURE OF FURNITURE; MANUFACTURING N.E.C.	0.665	0.695	0.493	0.473	0.408
Manufacture of furniture; manufacturing n.e.c.....	0.665	0.695	0.493	0.473	0.408
T O T A L	0.829	0.474	0.336	0.317	0.287

RATIO OF OPERATING SURPLUS TO GROSS VALUE OF PRODUCTION BY INDUSTRIAL GROUP - PUBLIC AND PRIVATE
1991/92(1984 E.F.Y.) - 1995/96(1988 E.F.Y.)

TABLE 5.18

INDUSTRIAL GROUP	1984	1985	1986	1987	1988
MANUFACTURE OF FOOD PRODUCTS AND BEVERAGES.....	0.040	0.094	0.190	0.219	0.239
Production, processing and preserving of meat, fruit and vegetables	-0.219	-0.013	-0.044	-0.007	0.025
Manufacture of vegetable and animal oils and fats...	0.155	0.024	-0.015	0.079	0.121
Manufacture of dairy products	-0.933	0.167	0.471	0.020	-0.046
Manufacture of grain mill products	0.076	0.108	0.169	0.153	0.128
Manufacture of prepared animal feeds	0.034	-0.667	0.081	0.220	0.061
Manufacture of bakery products	0.055	-0.287	0.181	0.132	0.150
Manufacture of sugar and sugar confectionery	0.091	0.188	0.162	0.419	0.464
Manufacture of macaroni and spaghetti.....	0.035	0.498	0.266	0.143	0.353
Manufacture of food products n.e.c.	-1.001	0.027	0.420	0.302	0.250
Distilling, rectifying and blending of spirits	-0.021	-0.063	0.121	0.147	0.146
Manufacture of wines	0.010	0.261	0.311	0.139	0.121
Manufacture of malt liquors and malt	0.077	0.090	0.281	0.290	0.198
Manufacture of soft drinks & production of mineral waters	-0.016	0.066	0.141	0.101	0.122
MANUFACTURE OF TOBACCO PRODUCTS	0.244	0.231	0.267	0.243	0.279
Manufacture of tobacco products.....	0.244	0.231	0.267	0.243	0.279
MANUFACTURE OF TEXTILES	-0.139	0.080	0.126	0.086	0.074
Spinning, weaving and finishing of textiles	-0.130	0.077	0.126	0.078	0.065
Manufacture of cordage, rope, twine and netting	-0.269	0.123	0.125	0.153	0.151
Knitting mills	-0.070	-0.043	0.060	0.108	0.141
MANUFACTURE OF WEARING APPAREL, EXCEPT FUR APPAREL....	-0.045	0.106	0.117	0.051	0.040
Manufacture of wearing apparel except fur apparel...	-0.045	0.106	0.117	0.051	0.040
TANNING AND DRESSING OF LEATHER; MANUFACTURE OF FOOTWEAR, LUGGAGE AND HANDBAGS	-0.031	0.168	0.235	0.154	0.152
Tanning and dressing of leather, luggage and handbags	-0.065	0.217	0.268	0.158	0.156
Manufacture of footwear.....	0.047	0.019	0.127	0.141	0.140
MANUFACTURE OF WOOD AND OF PRODUCTS OF WOOD AND CORK, EXCEPT FURNITURE	-0.059	0.151	0.292	0.321	0.309
Manufacture of wood and of products of wood and cork, except furniture.....	-0.059	0.151	0.292	0.321	0.309
MANUFACTURE OF PAPER, PAPER PRODUCTS AND PRINTING	0.176	0.247	0.307	0.221	0.242
Manufacture of paper and paper products.....	-0.002	0.215	0.316	0.137	0.160
Publishing and printing services.....	0.264	0.275	0.298	0.284	0.302
MANUFACTURE OF CHEMICALS AND CHEMICAL PRODUCTS.....	0.124	0.222	0.213	0.159	0.110
Manufacture of basic chemicals, except fertilizers and nitrogen compounds.....	0.158	0.249	0.247	0.329	-3.883
Manufacture of paints, varnishes and mastics	0.080	0.257	0.196	0.171	0.179

RATIO OF OPERATING SURPLUS TO GROSS VALUE OF PRODUCTION BY INDUSTRIAL GROUP - PUBLIC AND PRIVATE
1991/92(1984 E.F.Y.) - 1995/96(1988 E.F.Y.)

TABLE 5.18(Cont...)

INDUSTRIAL GROUP	1984	1985	1986	1987	1988
Manufacture of pharmaceuticals, medicinal chemicals and botanical products.....	0.170	0.232	0.331	0.258	0.199
Manufacture of soap and detergents cleaning and polishing, perfumes and toilet preparations.....	0.091	0.221	0.198	0.144	0.180
Manufacture of chemical products n.e.c.	0.042	0.074	0.039	0.057	0.232
MANUFACTURE OF RUBBER AND PLASTIC PRODUCTS.....	0.120	0.237	0.238	0.230	0.212
Manufacture of rubber products.....	0.058	0.212	0.273	0.225	0.243
Manufacture of plastic products.....	0.185	0.268	0.199	0.234	0.183
MANUFACTURE OF OTHER NON-METALLIC MINERAL PRODUCTS ...	0.101	0.193	0.248	0.264	0.285
Manufacture of glass and glass products.....	-0.256	0.116	0.428	0.341	0.330
Manufacture of structural clay products	0.213	0.256	-0.068	0.142	0.200
Manufacture of cement, lime and plaster	0.138	0.203	0.244	0.257	0.290
Manufacture of articles of concrete, cement and plaster	0.120	0.098	0.222	0.296	0.258
Manufacture of non-metallic mineral products n.e.c..	-0.235	0.101	0.354	0.159	0.300
MANUFACTURE OF BASIC IRON AND STEEL.....	-0.018	0.173	0.163	0.244	0.156
Manufacture of basic iron and steel.....	-0.018	0.173	0.163	0.244	0.156
MANUFACTURE OF FABRICATED METAL PRODUCTS EXCEPT MACHINERY AND EQUIPMENT	-0.352	0.046	0.146	0.131	0.182
Manufacture of structural metal products, tanks, reservoirs and containers of metal	-0.085	0.215	0.096	0.078	0.168
Manufacture of cutlery, hand tools and general hardware	0.023	0.155	0.201	0.207	0.153
Manufacture of other fabricated metal products	-0.595	0.063	0.122	0.110	0.197
MANUFACTURE OF MACHINERY AND EQUIPMENT N.E.C.	-0.654	-0.077	0.179	0.039	0.135
Manufacture of pumps, compressors, taps and valves..	-0.885	-1.224	0.050	0.009	0.040
Manufacture of ovens, furnaces and furnace burners..	-	-	-	-	0.273
Manufacture of other general purpose machinery.....	-	-	-	-	0.311
Manufacture of machinery for food and beverage processing	-	-	-	-	0.428
Manufacture of accumulators, primary cells and and primary batteries	-0.373	0.273	0.260	0.084	-0.202
MANUFACTURE OF MOTOR VEHICLES	0.100	0.229	0.139	0.090	0.146
Manufacture of bodies for motor vehicles.....	0.100	0.229	0.139	0.090	0.146
Manufacture of parts and accessories for motor vehicles and their engines.....	-	-	-	-	0.243
MANUFACTURE OF FURNITURE; MANUFACTURING N.E.C.	0.128	0.115	0.204	0.206	0.221
Manufacture of furniture; manufacturing n.e.c.....	0.128	0.115	0.204	0.206	0.221
T O T A L	0.033	0.140	0.197	0.186	0.196

PART VI

**STATISTICAL TABLES ON ELECTRICITY
INDUSTRIES**

1991/92 - 1995/96 (1984-1988 E.F.Y.)

NUMBER OF EMPLOYEES BY OCCUPATIONAL GROUP AND BY SEX IN ELECTRICITY INDUSTRY
1984 - 1988 E.F.Y. (1991/92 - 1995/96 G.C.)

TABLE 6.1

TABLE 6.1

OCCUPATIONAL GROUP	NUMBER OF EMPLOYEES*														
	1984			1985			1986			1987			1988		
	MALE	FEMALE	TOTAL	MALE	FEMALE	TOTAL	MALE	FEMALE	TOTAL	MALE	FEMALE	TOTAL	MALE	FEMALE	TOTAL
ADMINISTRATIVE, PROFESSIONAL AND TECHNICAL EMPLOYEES	1867	74	1941	1426	35	1461	1386	33	1419	1299	33	1332	1270	33	1303
CLERICAL AND SALES WORKERS	1236	426	1662	1395	450	1845	1528	547	2075	1531	547	2078	1497	544	2041
SKILLED PRODUCTION WORKERS	490	121	611	822	153	975	582	61	643	594	69	663	581	69	650
SEMI-SKILLED WORKERS	1691	62	1753	1617	39	1656	1675	36	1711	1724	40	1764	1686	40	1726
UNSKILLED WORKERS	1958	344	2302	1907	363	2270	2174	355	2529	2195	382	2577	2147	380	2527
TOTAL	7242	1027	8269	7167	1040	8207	7345	1032	8377	7343	1071	8414	7181	1066	8247

*Excludes number fo casual workers

NUMBER OF EMPLOYEES* BY WAGES AND SALARIES GROUP IN ELECTRICITY INDUSTRY
1984 - 1988 E.F.Y. (1991/92 - 1995/96 G.C.)

TABLE 6.2

YEAR	49-149	150-299	300-499	500-699	700-999	1000-1299	300-200	OVER 2000	TOTAL
1984	1208	2545	3025	758	594	94	45	-	8269
	105-204	205-304	305-504	505-704	705-1004	1005-1304	305-200	OVER 2000	
1985	1171	1623	2996	1500	767	107	43	-	8207
1986	1524	1651	2924**	1473	678	94	33	-	8377
1987	1218	1371	3079	1863	755	96	32	-	8414
1988	597	776	2290	2321	1847	338	75	3	8247

* Refers to the number of permanent employees in the month of June , according to Ethiopian Fiscal Year.

** Revised

**WAGES AND SALARIES* PAID BY OCCUPATIONAL GROUP IN ELECTRICITY INDUSTRY
1984 - 1988 E.F.Y. (1991/92 - 1995/96 G.C.)**

TABLE 6.3

(IN '000 BIRR)

OCCUPATIONAL GROUP	1984	1985	1986**	1987	1988
ADMINISTRATIVE, PROFESSIONAL AND TECHNICAL EMPLOYEES	7674	9502	8986	10536	11064
CLERICAL AND SALES WORKERS	7637	9457	8944	10487	11013
SKILLED PRODUCTION WORKERS	7158	8861	8380	9825	10318
SEMI-SKILLED WORKERS	7195	8908	8424	9877	10372
UNSKILLED WORKERS	9112	11284	10671	12512	13140
TOTAL	38776	48012	45405	53237	55907

* Includes Wages of Casual Workers

** Revised

**INSTALLED GENERATING CAPACITY AND ELECTRICITY PRODUCTION
1980 - 88 E.F.Y. (1987/88 - 1995/96 G.C.)**

TABLE 6.4

YEAR	INSTALLED GENERATING CAPACITY (KW)			ELECTRICITY PRODUCTION ('000 KWH)		
	HYDRO	THERMAL	TOTAL	HYDRO	THERMAL	TOTAL
1980	334078	31488	365566	966064	48014	1014078
1981	360808	29064	389872	972595	45249	1017844
1982	372212	31245	403457	1087925	43356	1131281
1983	372414	25305	397719	1097488	31734	1129222
1984	372414	28456	400870	1126814	20081	1146895
1985	377414	33077	410491	1251075	26912	1277987
1986	378214	35612	413826	1350367	44612	1394979
1987	378030	33457	411487	1416434	35576	1452010
1988	377750	41453	419203	1507455	42441	1549896

ELECTRICITY SOLD AND REVENUE FROM SALES OF ELECTRICITY
1984 - 1988 E.F.Y. (1991/92 - 1995/96 G.C.)

TABLE 6.5

TYPE OF TARIFFS	1984		1985		1986		1987		1988	
	ELECTRICITY SOLD		ELECTRICITY SOLD		ELECTRICITY SOLD		ELECTRICITY SOLD		ELECTRICITY SOLD	
	('000 KWH)	('000 BIRR)	('000 KWH)	('000 BIRR)	('000 KWH)	('000 BIRR)	('000 KWH)	('000 BIRR)	('000 KWH)	('000 BIRR)
DOMESTIC	407474	57995	421198	61159	460163	61860	512224	89277	551670	102144
COMMERCIAL	129133	47505	121405	44915	136672	47521	141715	55318	154811	62144
STREET LIGHTING	19537	6615	13190	4488	7686	2708	7974	2937	7311	2728
INDUSTRIAL	435197	95483	478778	101873	529420	119728	516444	133747	554058	148822
TOTAL	991341	207598	1034571	212435	1133941	231817	1178357	281279	1267850	315838

GROSS REVENUE FROM SALES, TOTAL INTERMEDIATE COST AND
VALUE ADDED IN ELECTRICITY INDUSTRY
1984 - 1988 E.F.Y. (1991/92 - 1995/96 G.C.)

TABLE 6.6

(IN '000 BIRR)

YEAR	GROSS REVENUE FROM SALES	TOTAL INTERMEDIATE COST	VALUE ADDED
	1	2	3 = (1-2)
1984	211961	152149	59812
1985	220948	187970	32978
1986	254282	168049	86233
1987	292710	97201	195509
1988	341123	110395	230728

VALUE OF FIXED ASSETS BY TYPE IN ELECTRICITY INDUSTRY

1984 - 1988 E.F.Y. (1991/92 - 1995/96 G.C.)

TABLE 6.7

(IN '000 BIRR)

TYPE OF FIXED ASSETS	1984	1985	1986	1987	1988
RESIDENTIAL & NON - RESIDENTIAL BUILDINGS	91211	89162	92276	88795	143774
OTHER CONSTRUCTION & WORKS	419901	410524	254982	247014	269380
MACHINERY & EQUIPMENT	459664	472050	453926	436311	838907
VEHICLES	14520	11288	7390	5652	16161
OTHERS	5921	5711	2900	2329	7649
TOTAL	991217	988735	811474	780101	1275871

INVESTMENT IN FIXED ASSETS BY TYPE OF FIXED ASSETS IN ELECTRICITY INDUSTRY

1984 - 1988 E.F.Y. (1991/92 - 1995/96 G.C.)

TABLE 6.8

(IN '000 BIRR)

TYPE OF FIXED ASSETS	1984	1985	1986	1987	1988
RESIDENTIAL & NON - RESIDENTIAL BUILDINGS	5267	132	N.A	-	60016
OTHER CONSTRUCTION & WORKS	954	2007	N.A	4292	35332
MACHINERY & EQUIPMENT	34127	39445	N.A	1695	434094
VEHICLES	7322	6458	N.A	962	16471
OTHERS	556	351	N.A	-	1804
TOTAL	48226	48393	N.A	6949	547717

N.A. :Not Available

ANNEX: SURVEY QUESTIONNAIRE

1996 年 12 月 10 日 星期三

CONFIDENTIAL
FOR STATISTICAL USE ONLY

FOR OFFICE USE ONLY
QUEST. (MI) _____

NAME OF ESTABLISHMENT _____

ISIC _____

SR. NO. _____

THE FEDERAL DEMOCRATIC REPUBLIC OF ETHIOPIA
CENTRAL STATISTICAL AUTHORITY

ANNUAL SURVEY OF MANUFACTURING
INDUSTRY
(19....)

1940

1941

1942

1943

1944

1945

1946

1947

1948

1949

1950

SURVEY OF LARGE AND MEDIUM MANUFACTURING INDUSTRIES

ITEM 1 - IDENTIFICATION PARTICULARS

1.1 ADDRESS OF THE ESTABLISHMENT

1	2	3	4	5	6	7	8
KILLIL	ZONE	WEREDA	TOWN	HIGHER	KEBELE	HOUSE NO.	QUES. L. M.

9	10	11	12
ISIC NO. (FOR OFFICE USE)	REGISTERED NAME OF ESTABLISHMENT/OWNER	SR.NO.OF ESTAB. (For Office)	TELEPHONE NO.

1.2 ADDRESS OF HEAD OFFICE IF SEPARATE FROM FACTORY

1	2	3	4	5	6	7	8	9
KILLIL	ZONE	WEREDA	TOWN	HIGHER	KEBELE	HOUSE NO.	TELEPHONE NO.	P.O.BOX NO.

ITEM 2 - BASIC INFORMATION ABOUT THE ESTABLISHMENT

<p>2.1 TYPE OF RECORD</p> <hr/> <p>2.2 MAJOR PRODUCTS OF THE ESTABLISHMENT (ENUMERATE IN ORDER OF THEIR VALUE OF SALES)</p> <p>_____</p> <p>2.3 IF MULTI-ESTABLISHMENT ENTERPRISE, NUMBER OF ESTAB.</p> <p>_____</p> <p>2.4 DATE OF COMMENCEMENT OF OPERATION (IN ETHIOPIAN CALENDAR YEAR)</p> <p>_____</p> <p>2.5 DO YOU KEEP BOOKS OF ACCOUNTS? YES =1 NO =2 (IF YES ATTACH DETAILED STATEMENT OF ACCOUNTS)</p> <p>2.6 IF THE ANSWER IS YES TO 2.5 STATE ACCORDING TO WHICH CALENDAR YEAR YOUR ACCOUNTS AND BOOKS ARE BEING KEPT</p> <p>ETHIOPIAN FISCAL YEAR — (YEAR ENDING JULY 7) = 1</p> <p>ETHIOPIAN CALENDAR YEAR (YEAR ENDING SEPT. 10) = 2</p> <p>GREGORIAN CALENDAR YEAR (YEAR ENDING DEC. 31) = 3</p> <p>OTHERS (SPECIFY) _____ = 4</p>	<p style="text-align: center;">1</p> <p>2.1 <input type="text" value="0"/> <input type="text" value="1"/></p> <p style="text-align: center;">2</p> <p>2.3 <input type="text"/></p> <p style="text-align: center;">3</p> <p>2.4 <input type="text"/> <input type="text"/> <input type="text"/> <input type="text"/> <input type="text"/> <input type="text"/></p> <p style="text-align: center;">4</p> <p>2.5 <input type="text"/></p> <p style="text-align: center;">5</p> <p>2.6 <input type="text"/></p>
---	---

2.7 TYPE OF OWNERSHIP

PRIVATE/CO-OPERATIVE =1 PUBLIC =2
PUBLIC/PRIVATE =3 % SHARE _____

2.8 IF THE ANSWER TO 2.7 IS CODE 1 WHAT IS THE LEGAL FORM OF ORGANIZATION?

INDIVIDUAL PROPRIETOR _____ =1
PARTNERSHIP _____ =2
SHARE COMPANY _____ =3
PRIVATE LIMITED COMPANY _____ =4
CO-OPERATIVE _____ =5
OTHER (SPECIFY) _____ =6

2.9 NUMBER OF OWNERS OF THE ESTABLISHMENT BY SEX

2.10 INITIAL PAID-UP CAPITAL BY OWNERSHIP AND SEX

1. PRIVATE ETHIOPIAN MALE BIRR _____
2. PRIVATE ETHIOPIAN FEMALE BIRR _____
3. PRIVATE NON-ETHIOPIAN BIRR _____
4. PUBLIC BIRR _____
5. OTHERS (SPECIFY) _____ BIRR _____
6. TOTAL BIRR _____

2.11 NUMBER OF MONTHS THE ESTABLISHMENT OPERATED DURING 1988 E.F.Y. (1995/96 G.C..)

2.12 WHAT WERE THE THREE MAJOR PROBLEMS THAT PREVENTED YOU FROM OPERATING FULL YEAR (ENUMERATE IN ORDER OF IMPORTANCE)

SHORTAGE OF RAW MATERIALS _____ =1
SHORTAGE OF SPARE PARTS _____ =2
GETTING MARKET/CUSTOMERS _____ =3
LACK OF WORKING CAPITAL _____ =4
SHORTAGE OF FOREIGN EXCHANGE _____ =5
SHORTAGE OF ELECTRIC & WATER SUPPLY _____ =6
REPEATED BREAKAGE OF MACHINERY _____ =7
GOVERNMENT RULES & REGULATIONS _____ =8
OTHERS (SPECIFY) _____ =9

2.13 OWNERSHIP OF NON-RESIDENTIAL BUILDINGS

PRIVATELY OWNED =1 RENTED =4
PROVIDED FREE =2 OTHERS (SPECIFY) =5
INHERITED =3 _____

2.14 MARKETING PERIOD OF THE ESTABLISHMENT (ENUMERATE IN ORDER OF IMPORTANCE)

AUTUMN (SEPTEMBER, OCTOBER, NOVEMBER) =1
MAIN (MEHER) SEASON (DECEMBER, JANUARY, FEBRUARY) =2
SUMMER (MARCH, APRIL, MAY) =3
WINTER (JUNE, JULY, AUGUST) =4
SIMILAR THROUGHOUT THE YEAR =5

2.15 MARKETING PLACE OF THE ESTABLISHMENT

FACTORY _____ =1 SHOP _____ =3
OPEN MARKET PLACE =2 OTHER (SPECIFY) _____ =4

2.7 ☐2.8 ☐

2.9

8		
MALE	FEM.	TOTAL

2.10

1.

9				

2.

10				

3.

11				

4.

12				

5.

13				

6.

14				

2.11

15	

2.12

16

17

--

18

--

2.13

19

2.14

20

21

--

22

--

2.15

23

ITEM 3 - NUMBER OF PERSONS ENGAGED AND WAGES AND SALARIES PAID IN (BIRR) IN 19----

3.1 NUMBER OF PERSONS ENGAGED IN 19----

[illegible]

3.2 NUMBER OF PERSONS ENGAGED BY EDUCATIONAL STATUS

REC. TYPE	SR. NO.	GENERAL OCCUPATION	ILLITERATE	READ & WRITE ONLY*	COMPLETED GRADES 1-6	COMPLETED GRADES 7-8	COMPLETED GRADES 9-12	DIPLOMA PROGRAM INCOMPLETE	DEGREE PROGRAM INCOMPLETE	DIPLOMA	FIRST DEGREE & ABOVE
1	2	3	4	5	6	7	8	9	10	11	12
0	3	1 WORKING PROPRIETORS, ACTIVE PARTNERS AND FAMILY WORKERS									
0	3	2 UN-PAID APPRENTICES									
0	3	3 ADMINISTRATIVE, TECHNICAL EMPLOYEES, CLERICAL AND OFFICE									
0	3	4 PRODUCTION WORKERS									
0	3	5 PAID APPRENTICES									
0	3	6 TOTAL									

* WITH IRREGULAR EDUCATION

3.3 NUMBER OF PERSONS ENGAGED BY AGE GROUP

REC. TYPE	SR. NO.	GENERAL OCCUPATION	AGE GROUP																				
			UNDER 18			18-19			20-29			30-39			40-49			50-55			56 & ABOVE		
1	2	3	4			5			6			7			8			9			10		
0	4	1 WORKING PROPRIETORS, ACTIVE PARTNERS AND FAMILY WORKERS																					
0	4	2 UN-PAID APPRENTICES																					
0	4	3 ADMINISTRATIVE, TECHNICAL EMPLOYEES, CLERICAL AND OFFICE																					
0	4	4 PRODUCTION WORKERS																					
0	4	5 PAID APPRENTICES																					
0	4	6 TOTAL																					

3.4 WAGES AND SALARIES AND OTHER EMPLOYEE BENEFITS PAID (IN BIRR) IN 19----

REC. TYPE	SR. NO.	GENERAL OCCUPATION	GROSS ANNUAL WAGES AND SALARIES PAID*				EMPLOYEES BENEFITS		ESTABLISHMENTS CONTRIBUTION ON BEHALF OF EMPLOYEES TO PENSION, LIFE AND CASUALTY INSURANCE SCHEMES	NO. OF S H I F T S	HRS. PER DAY	M O N T H S	NO. OF WORKERS PER SHIFT
			ETHIOPIAN		FOREIGNERS	TOTAL	COMMISSION, BONUSES, PROFESSIONAL AND HARDSHIP ALLOWANCES (EXCLUDING CAR ALLOWANCE AND PERDIEM)	ACTUAL COST TO THE ESTABLISHMENT OF FOOD, LODGING, MED- ICAL & OTHER BENEFITS PROVIDED TO EMPLOY- EES FREE OF CHARGE					
			MALE	FEMALE									
1	2	3	4	5	6	7 = (4 + 5 + 6)	8	9	10	#	12	13	14
0	5	1 PAID APPRENTICES											
0	5	2 ADMINISTRATIVE, TECHNICAL EMPLOYEES, CLERICAL & OFF. WORKERS											
0	5	3 PRODUCTION WORKERS											
0	5	4 TOTAL											

* HERE WAGES AND SALARIES FOR SEASONAL AND TEMPORARY WORKERS SHOULD BE EXCLUDED.

3.5 NUMBER OF PERMANENT EMPLOYEES BY BASIC SALARY GROUP*

REC. TYPE	SR. NO.	SEX	UNDER 75	75 AND UNDER 100	100 AND UNDER 150	150 AND UNDER 200	200 AND UNDER 250	250 AND UNDER 300	300 AND UNDER 400	400 AND UNDER 500	500 AND UNDER 700	700 AND UNDER 1000	1000 AND UNDER 1500	1500 AND UNDER 2500	2500 AND OVER	TOTAL
1	2	3	4	5	6	7	8	9	10	11	12	13	14	15	16	17
0	6	1 MALE														
0	6	2 FEMALE														
0	6	3 TOTAL														

* NUMBER OF PERMANENT EMPLOYEES BY SEX & BASIC SALARY GROUP COULD BE COMPILED FROM THE PAYROLL OF LAST PERIOD OF WORKING DAY IN SENE.

ITEM 4 - PRODUCTS AND SERVICES OF THE ESTABLISHMENT (IN BIRR) IN 19----

4.1 PRODUCTS AND BY-PRODUCTS

REC. TYPE	SR. NO.	DESCRIPTION OF PRODUCTS AND BY-PRODUCTS	UNIT OF MEAS.	PRODUCT CODE	U/M CODE	AVERAGE SALES PRICE PER UNIT (EX-FACTORY)	QUANTITY PRODUCED	VALUE OF PRODUCTION (EX-FACTORY)	TOTAL SALES*		OF WHICH EXPORT	
									QUANTITY	VALUE	QUANTITY	VALUE
1	2	3	4	5	6	7	8	9	10	11	12	13
0	5	0	1									
0	5	0	2									
0	5	0	3									
0	5	0	4									
0	5	0	5									
0	5	0	6									
0	5	0	7									
0	5	0	8									
0	5	0	9	OTHERS								
0	5	1	0	TOTAL								

* TOTAL SALES SHOULD INCLUDE ALL DUTIES AND INDIRECT TAXES COLLECTED, i.e., TRANSACTION, TURNOVER AND EXCISE TAXES etc.

4.2 SERVICES AND OTHER RECEIPTS (IN BIRR) IN 19----

[illegible]

ITEM 5 - VALUE OF STOCKS (IN BIRR) IN 19----

REC. TYPE	S.R. NO.	STOCKS OF	BEGINNING OF THE YEAR	END OF THE YEAR	DIFFERENCE (END YEAR - BEG. YEAR)
1	2	3	4	5	6 = 5 - 4
0 7	1	FINISHED GOODS			
0 7	2	SEMI-FINISHED GOODS			
0 7	3	RAT MATERIALS			

ITEM 6 - COST AND QUANTITY OF RAW MATERIALS, PARTS AND CONTAINERS USED AND PAYMENTS FOR OTHER VARIOUS EXPENSES (IN BIRR) IN 19----

6.1 COST AND QUANTITY OF RAW MATERIALS, PARTS AND CONTAINERS USED (VALUE IN BIRR) IN 19----

REC. TYPE	SR. NO.	DESCRIPTION OF PRINCIPAL RAW MATERIALS, PARTS & CONTAINERS USED	UNI OF EA	RAW MATERIAL CODE	U/M CODE	LOCAL		IMPORTED		TOTAL	
						QUANTITY	VALUE	QUANTITY	VALUE	QUANTITY	VALUE
1	2	3	4	5	6	7	8	9	10	11 = 7+9	12 = 8+10
0 8	0 1										
0 8	0 2										
0 8	0 3										
0 8	0 4										
0 8	0 5										
0 8	0 6										
0 8	0 7										
0 8	0 8	SPARE PARTS									
0 8	0 9	AUXILIARY MATERIALS									
0 8	1 0	TOTAL									

N.B: ONLY THE PRINCIPAL RAW MATERIALS USED IN THE REFERENCE YEAR SHOULD BE DESCRIBED IN THE SPACES PROVIDED.
VALUE OF PARTS & CONTAINERS USED AND OTHER NON-PRINCIPAL MATERIALS SHOULD BE INCLUDED UNDER AUXILIARY MATERIALS.

6.2 OTHER INDUSTRIAL COSTS (VALUE IN BIRR) IN 19---

REC. TYPE	SR. NO.	TYPE	U/M	UNIT COD	QUANTITY	VALUE OF FUEL & LUBRICATING OIL*	ELECTRICITY		WOOD AND CHARCOAL FOR ENERGY	OTHER EXPENSES				TOTAL
							(KWH) CONSUMED	VALUE		WATER CONSUMED	COST OF CONTRACT WORK DONE BY OTHERS FOR THIS ESTAB.	COST OF GOODS BOUGHT AND RESOLD	COST OF REPAIR & MAIN- TENANCE WORK DONE BY OTHERS FOR THE ESTAB.	
1	2	3	4		6	7	8	9	10	11	12	13	14	(16+7+8+10+11+13+14)
0	9	1 FUEL OIL												
0	9	2 DIESEL FUEL OIL												
0	9	3 OTHER(SPECIFY)												
0	9	3 a												
0	9	4 b												
0	9	5 c												
0	9	6 d												
0	9	7 TOTAL												

* PLEASE DO NOT INCLUDE HERE FUEL FOR TRANSPORT

6.3 OTHER NON-INDUSTRIAL EXPENSES (IN BIRR) IN 19---

REC. TYPE	SR. NO.	LICENSE FEE	ADVERTISING	STATIONARY, TELE- PHONE MAILING EXPENSES	PAYMENTS FOR ACCOUNTING, LEGAL COMMISSION, etc.	TRANSPORT COST	INTEREST PAID & BANK CHARGES	DIVIDENDS PAID	RENT PAYABLE FOR RENTAL OF STRUCTURES AND EQUIPMENT	INSURANCE PREMIUM ON PROPERTY	OTHERS
1	2	3	4	5	6	7	8	9	10	11	12
1	0	1									

TOTAL	
13 = (3+4+...+11+12)	

6.4 TAXES PAID (IN BIRR) IN 19---

REC. TYPE	SR. NO.	INDIRECT TAXES PAID**	INCOME TAX PAID ON PROFIT	TOTAL
1	2	3	4	5
1	1			

* DUTIES AND INDIRECT TAXES COLLECTED, I.e., TRANSACTION, TURNOVER AND EXCISE TAX etc..

ITEM 7 - FIXED ASSETS AND INVESTMENT (IN BIRR) IN 19----

REC. TYPE	SR. NO.		FIXED ASSETS					INVESTMENT DURING THE YEAR			
			BOOK VALUE BEGINNING OF THE YEAR	INVESTMENT FOR PURCHASE & CAPITAL REPAIR OF FIXED ASSETS	SOLD & DISPOSED DURING THE YEAR	DEPRECIATION DURING THE YEAR*	BOOK VALUE END OF THE YEAR	SOURCE OF FINANCING	CODE NO.	FIXED ASSETS	WORKING CAPITAL
1	2	3	4	5	6	7	8	9	10	11	12
1	2	1 DWELLING HOUSES						TOTAL DOMESTIC SOURCE	1 0		
1	2	2 NON-RESIDENTIAL BUILDINGS						OWN FUND	1 1		
1	2	3 OTHER CONSTRUCTION & WORKS						BANK LOAN	1 2		
1	2	4 MACHINERY & EQUIPMENT						OTHERS	1 3		
1	2	5 VEHICLES						FOREIGN SOURCE	2 0		
1	2	6 OTHERS (OFFICE FURNITURE AND FIXTURE, etc..)									
1	2	7 TOTAL						TOTAL			

* MAKE SURE THAT IN COLUMN 7 ONLY ANNUAL DEPRECIATION IS INCLUDED

ITEM 8 - YEARLY FULL CAPACITY

8.1 ANNUAL PRODUCTION AT FULL CAPACITY

REC TYPE	SR. NO.	DESCRIPTION OF PRODUCTS	U/M	PRODUCT CODE	U/M CODE	QUANTITY OF PRODUCT THAT CAN BE PRODUCED ANNUALLY	VALUE OF PRODUCT (AT CURRENT MARKET PRICE)
1	2	3	4	5	6	7	8
1	3	0	1				
1	3	0	2				
1	3	0	3				
1	3	0	4				
1	3	0	5				
1	3	0	6				
1	3	0	7				
1	3	0	8				
1	3	1	9	OTHERS (BY PRODUCTS)			
1	3	1	0	TOTAL			

8.2 ESTIMATED VALUE AND QUANTITY OF RAW MATERIALS NEEDED, AT FULL CAPACITY

REC. TYPE	SR. NO.	TYPE OF RAW MATERIALS	U/M	RAW MAT. CODE	U/M CODE	LOCAL		IMPORTED		TOTAL	
						QUANTITY	VALUE (AT MARKET PRICE)	QUANTITY	VALUE (AT MARKET PRICE)	QUANTITY	VALUE (AT MARKET PRICE)
1	2	3	4	5	6	7	8	9	10	11	12
1	4	1									
1	4	2									
1	4	3									
1	4	4									
1	4	5									
1	4	6	OTHERS								
1	4	7	TOTAL								

**8.3 WHAT WERE THE THREE MAJOR PROBLEMS THAT PREVENTED
THE ESTABLISHMENT FROM OPERATING WITH FULL CAPACITY**

		CODE	
SHORTAGE OF SUPPLY OF RAW MATERIALS	=1	TYPE OF RECORD	1 <input type="checkbox"/> 1 <input type="checkbox"/> 5
SHORTAGE OF SPARE PARTS	=2		2 <input type="checkbox"/>
GETTING MARKET/CUSTOMERS	=3		3 <input type="checkbox"/>
LACK OF CREDIT FROM BANKS AND OTHER SOURCES	=4		4 <input type="checkbox"/>
LACK OF FOREIGN EXCHANGE	=5		
LACK OF TECHNICAL KNOW HOW	=6		
OTHERS (SPECIFY) _____	=7		

**8.4 WHAT ARE THE THREE MAJOR PROBLEMS THAT ARE FACING
THE ESTABLISHMENT AT PRESENT**

		CODE	
SHORTAGE OF SUPPLY OF RAW MATERIALS	=1	TYPE OF RECORD	1 <input type="checkbox"/> 1 <input type="checkbox"/> 6
SHORTAGE OF SPARE PARTS	=2		2 <input type="checkbox"/> <input type="checkbox"/>
DIFFICULT MARKET COMPETITION	=3		3 <input type="checkbox"/> <input type="checkbox"/>
GETTING MARKET/CUSTOMERS	=4		4 <input type="checkbox"/> <input type="checkbox"/>
SHORTAGE OF WORKING CAPITAL	=5		
FREQUENT MACHINE BREAKAGE	=6		
INCONVENIENT WORKING PLACE	=7		
PROBLEMS WITH WORKERS	=8		
GOVERNMENT RULES & REGULATION	=9		
NO PROBLEMS FACED	=10		
OTHERS (SPECIFY) _____	=11		

ITEM 9 - REMARKS

ITEM 10 - NAME OF PERSON TO CONTACT REGARDING THIS REPORT

I CERTIFY THAT THE PRECEDING INFORMATION IS COMPLETE AND CORRECT TO THE BEST OF MY KNOWLEDGE.

NAME _____

TITLE _____

SIGNATURE _____

TEL. NO. _____

