

**THE FEDERAL DEMOCRATIC REPUBLIC OF ETHIOPIA
CENTRAL STATISTICAL AUTHORITY**

**REPORT ON LARGE AND MEDIUM SCALE
MANUFACTURING AND ELECTRICITY
INDUSTRIES SURVEY**

APRIL 2002

**ADDIS ABABA
OCTOBER, 2002**

265

STATISTICAL BULLETIN

265

265
STATISTICAL BULLETIN
265

**PREPARED AND PRINTED BY
CENTRAL STATISTICAL AUTHORITY
P.O.BOX 1143 ADDIS ABABA
Tel. 55-30-11**

CONTENTS

PAGE NO.

LIST OF TABLES .. .	II
LIST OF FIGURES .. .	IX
ABBREVIATIONS .. .	IX
PART I. INTRODUCTION AND OBJECTIVES OF THE SURVEY	
1. INTRODUCTION .. .	1
2. OBJECTIVES OF THE SURVEY .. .	2
PART II. SURVEY METHODOLOGY, DATA COLLECTION AND PROCESSING	
1. SCOPE, COVERAGE AND CONTENT .. .	3
2. BASIC CONCEPTS AND DEFINITIONS .. .	4
3. TRAINING OF FIELD STAFF .. .	9
4. METHOD OF DATA COLLECTION AND FIELD ORGANIZATION .. .	10
5. DATA PROCESSING .. .	10
a. EDITING, CODING AND VERIFICATION .. .	10
b. DATA ENTRY, CLEANING AND TABULATION .. .	11
PART III. SUMMARY OF THE MAJOR FINDINGS OF THE SURVEY .. .	15
PART IV. STATISTICAL TABLES ON LARGE AND MEDIUM SCALE MANUFACTURING INDUSTRIES, 2000/2001 (1993 E.F.Y.) .. .	41
PART V. STATISTICAL TABLES ON TIME SERIES DATA OF LARGE AND MEDIUM SCALE MANUFACTURING INDUSTRIES, 1996/97 - 2000/2001 (1989 - 1993 E.F.Y.) .. .	165
PART VI. STATISTICAL TABLES ON ELECTRICITY INDUSTRIES, 1996/97 - 2000/2001 (1989 - 1993 E.F.Y.) .. .	211
ANNEX: SURVEY QUESTIONNAIRE .. .	217

LIST OF TABLES

PART III SUMMARY OF SELECTED SURVEY RESULTS

<u>TABLE NO.</u>	<u>PAGE NO.</u>
SUMMARY TABLE 3.1	
DISTRIBUTION OF LARGE AND MEDIUM SCALE MANUFACTURING INDUSTRIES BY REGIONAL STATES AND INDUSTRIAL GROUP - PUBLIC AND PRIVATE.....	16
SUMMARY TABLE 3.2	
NUMBER OF PERSONS ENGAGED BY INDUSTRIAL GROUP - PUBLIC AND PRIVATE.....	18
SUMMARY TABLE 3.3	
NUMBER OF EMPLOYEES BY INDUSTRIAL GROUP - PUBLIC AND PRIVATE.....	19
SUMMARY TABLE 3.4	
PERCENTAGE DISTRIBUTION OF VALUE ADDED BY INDUSTRIAL GROUP - PUBLIC AND PRIVATE.....	20
SUMMARY TABLE 3.5	
RATIO OF IMPORTED TO TOTAL RAW MATERIAL COSTS BY INDUSTRIAL GROUP - PUBLIC AND PRIVATE.....	22
SUMMARY TABLE 3.6	
RATIO OF MAJOR INDICATORS - PUBLIC AND PRIVATE	23
SUMMARY TABLE 3.7	
RATIO OF COST OF ENERGY CONSUMED TO TOTAL INDUSTRIAL COST BY INDUSTRIAL GROUP - PUBLIC AND PRIVATE.....	25
SUMMARY TABLE 3.8	
RATIO OF VALUE ADDED TO GROSS VALUE OF PRODUCTION BY INDUSTRIAL GROUP - PUBLIC AND PRIVATE.....	27

<u>TABLE NO.</u>	<u>PAGE NO.</u>
SUMMARY TABLE 3.9	
RATIO OF COST OF LABOUR TO GROSS VALUE OF PRODUCTION BY INDUSTRIAL GROUP-PUBLIC AND PRIVATE	28
SUMMARY TABLE 3.10	
RATIO OF OPERATING SURPLUS TO GROSS VALUE OF PRODUCTION BY INDUSTRIAL GROUP-PUBLIC AND PRIVATE	29
SUMMARY TABLE 3.11	
PERCENTAGE DISTRIBUTION OF ESTABLISHMENTS BY FIRST MAJOR REASON FOR NOT BEING FULLY OPERATIONAL AND INDUSTRIAL GROUP - PUBLIC AND PRIVATE.....	31
SUMMARY TABLE 3.12	
PERCENTAGE DISTRIBUTION OF ESTABLISHMENTS BY FIRST REASON FOR NOT WORKING AT FULL CAPACITY AND INDUSTRIAL GROUP - PUBLIC AND PRIVATE.....	32
SUMMARY TABLE 3.13	
PERCENTAGE DISTRIBUTION OF ESTABLISHMENTS BY TYPE OF FIRST MAJOR OPERATIONAL PROBLEM FACED AND INDUSTRIAL GROUP - PUBLIC AND PRIVATE.....	33

**PART IV. STATISTICAL TABLES ON LARGE AND MEDIUM SCALE
MANUFACTURING INDUSTRIES, 2000/2001 (1993 E.F.Y.)**

<u>TABLE NO.</u>	<u>PAGE NO.</u>
4.1	COVERAGE OF THE SURVEY 43
4.2	PAID-UP CAPITAL OF REPORTING ESTABLISHMENTS BY SOURCE OF OWNERSHIP AND INDUSTRIAL GROUP 45
4.3	NUMBER OF REPORTING ESTABLISHMENTS BY SIZE OF PAID-UP CAPITAL AND INDUSTRIAL GROUP - PUBLIC AND PRIVATE 47
4.4	NUMBER OF REPORTING ESTABLISHMENTS BY SIZE OF PAID-UP CAPITAL AND INDUSTRIAL GROUP - PUBLIC 49
4.5	NUMBER OF REPORTING ESTABLISHMENTS BY SIZE OF PAID-UP CAPITAL AND INDUSTRIAL GROUP - PRIVATE 51
4.6	NUMBER OF ESTABLISHMENTS BY INDUSTRIAL GROUP AND FORM OF OWNERSHIP 53
4.7	NUMBER OF OWNERS OF PRIVATE ESTABLISHMENTS BY FORM OF OWNERSHIP, SEX AND INDUSTRIAL GROUP 55
4.8	NUMBER OF ESTABLISHMENTS WITH AND WITHOUT BOOKS OF ACCOUNTS BY THE CALENDAR YEAR THEIR BOOKS OF ACCOUNTS ARE KEPT AND INDUSTRIAL GROUP - PUBLIC AND PRIVATE .. 57
4.9	NUMBER OF ESTABLISHMENTS WITH AND WITHOUT BOOKS OF ACCOUNTS BY THE CALENDAR YEAR THEIR BOOKS OF ACCOUNTS ARE KEPT AND INDUSTRIAL GROUP - PUBLIC 59

TABLE NO.PAGE NO.

4.10	NUMBER OF ESTABLISHMENTS WITH AND WITHOUT BOOKS OF ACCOUNTS BY THE CALENDAR YEAR THEIR BOOKS OF ACCOUNTS ARE KEPT AND INDUSTRIAL GROUP - PRIVATE	61
4.11	NUMBER OF PERSONS ENGAGED BY SEX, NATIONALITY AND TOTAL WAGES AND SALARIES AND INDUSTRIAL GROUP - PUBLIC AND PRIVATE	63
4.12	NUMBER OF PERSONS ENGAGED BY SEX, NATIONALITY AND TOTAL WAGES AND SALARIES AND INDUSTRIAL GROUP - PUBLIC	65
4.13	NUMBER OF PERSONS ENGAGED BY SEX, NATIONALITY AND TOTAL WAGES AND SALARIES AND INDUSTRIAL GROUP - PRIVATE	67
4.14	NUMBER OF PERMANENT EMPLOYEES BY WAGES AND SALARIES GROUP - PUBLIC AND PRIVATE	69
4.15	NUMBER OF PRODUCTION, APPRENTICES AND TEMPORARY WORKERS BY SEX, NATIONALITY AND INDUSTRIAL GROUP - PUBLIC AND PRIVATE	71
4.16	NUMBER OF ADMINISTRATIVE, TECHNICAL, CLERICAL AND OFFICE WORKERS BY SEX, NATIONALITY AND INDUSTRIAL GROUP - PUBLIC AND PRIVATE	73
4.17	NUMBER OF WORKING PROPRIETORS, ACTIVE PARTNERS AND FAMILY WORKERS BY SEX, NATIONALITY AND INDUSTRIAL GROUP - PRIVATE	75
4.18	BASIC WAGES AND SALARIES, COMMISSION, BONUSES, ALLOWANCES, FOOD AND LODGING AND SUPPLEMENTS TO WAGES AND SALARIES BY INDUSTRIAL GROUP PUBLIC AND PRIVATE	77
4.19	BASIC WAGES AND SALARIES OF PRODUCTION WORKERS AND SEASONAL AND TEMPORARY WORKERS BY SEX, NATIONALITY AND INDUSTRIAL GROUP - PUBLIC AND PRIVATE	79
4.20	BASIC WAGES AND SALARIES OF ADMINISTRATIVE, TECHNICAL, CLERICAL AND OFFICE WORKERS BY SEX, NATIONALITY AND INDUSTRIAL GROUP - PUBLIC AND PRIVATE	81
4.21	NUMBER OF ESTABLISHMENTS AND NUMBER OF PERSONS ENGAGED BY SIZE OF PERSONS ENGAGED AND INDUSTRIAL GROUP - PUBLIC AND PRIVATE	83
4.22	NUMBER OF ESTABLISHMENTS AND NUMBER OF PERSONS ENGAGED BY SIZE OF PERSONS ENGAGED AND INDUSTRIAL GROUP - PUBLIC	85

4.23	NUMBER OF ESTABLISHMENTS AND NUMBER OF PERSONS ENGAGED BY SIZE OF PERSONS ENGAGED AND INDUSTRIAL GROUP - PRIVATE	87
4.24	NUMBER OF ESTABLISHMENTS, GROSS VALUE OF PRODUCTION, INDUSTRIAL COSTS, INDIRECT TAXES NET AND CENSUS VALUE ADDED BY INDUSTRIAL GROUP - PUBLIC AND PRIVATE	89
4.25	NUMBER OF ESTABLISHMENTS, GROSS VALUE OF PRODUCTION, INDUSTRIAL COSTS, INDIRECT TAXES NET AND CENSUS VALUE ADDED BY INDUSTRIAL GROUP - PUBLIC	91
4.26	NUMBER OF ESTABLISHMENTS, GROSS VALUE OF PRODUCTION, INDUSTRIAL COSTS, INDIRECT TAXES NET AND CENSUS VALUE ADDED BY INDUSTRIAL GROUP - PRIVATE	93
4.27	NUMBER OF ESTABLISHMENTS, GROSS VALUE OF PRODUCTION, INDUSTRIAL AND NON-INDUSTRIAL COSTS, INDIRECT TAXES NET AND VALUE ADDED IN THE NATIONAL ACCOUNT CONCEPT BY INDUSTRIAL GROUP - PUBLIC AND PRIVATE	95
4.28	NUMBER OF ESTABLISHMENTS, GROSS VALUE OF PRODUCTION, INDUSTRIAL AND NON-INDUSTRIAL COSTS, INDIRECT TAXES NET AND VALUE ADDED IN THE NATIONAL ACCOUNT CONCEPT BY INDUSTRIAL GROUP - PUBLIC	97
4.29	NUMBER OF ESTABLISHMENTS, GROSS VALUE OF PRODUCTION, INDUSTRIAL AND NON-INDUSTRIAL COSTS, INDIRECT TAXES NET AND VALUE ADDED IN THE NATIONAL ACCOUNT CONCEPT BY INDUSTRIAL GROUP - PRIVATE	99
4.30	GROSS VALUE OF PRODUCTION IN PRODUCERS' VALUES BY INDUSTRIAL GROUP - PUBLIC AND PRIVATE	101
4.31	ACTUAL VALUE OF PRODUCTION AS PERCENTAGE OF YEARLY CAPACITY BY INDUSTRIAL GROUP - PUBLIC AND PRIVATE ..	103
4.32	ACTUAL VALUE OF PRODUCTION AS PERCENTAGE OF YEARLY CAPACITY BY INDUSTRIAL GROUP - PUBLIC	105
4.33	ACTUAL VALUE OF PRODUCTION AS PERCENTAGE OF YEARLY CAPACITY BY INDUSTRIAL GROUP - PRIVATE	107
4.34	GROSS VALUE OF PRODUCTION BY SIZE OF PERSONS ENGAGED AND INDUSTRIAL GROUP - PUBLIC AND PRIVATE	109
4.35	GROSS VALUE OF PRODUCTION BY SIZE OF PERSONS ENGAGED AND INDUSTRIAL GROUP - PUBLIC	111
4.36	GROSS VALUE OF PRODUCTION BY SIZE OF PERSONS ENGAGED AND INDUSTRIAL GROUP - PRIVATE	113
4.37	VALUE ADDED BY SIZE OF PERSONS ENGAGED AND INDUSTRIAL GROUP - PUBLIC AND PRIVATE	115

TABLE NO.PAGE NO.

4.38	VALUE ADDED BY SIZE OF PERSONS ENGAGED AND INDUSTRIAL GROUP - PUBLIC	117
4.39	VALUE ADDED BY SIZE OF PERSON ENGAGED AND INDUSTRIAL GROUP - PRIVATE	119
4.40	SUMMARY OF OPERATIONS OF LARGE AND MEDIUM SCALE MANUFACTURING INDUSTRIES BY REGIONAL STATES AND MAJOR URBAN CENTERS - PUBLIC AND PRIVATE	121
4.41	SUMMARY OF OPERATIONS OF LARGE AND MEDIUM SCALE MANUFACTURING INDUSTRIES BY REGIONAL STATES AND MAJOR URBAN CENTERS - PUBLIC	122
4.42	SUMMARY OF OPERATIONS OF LARGE AND MEDIUM SCALE MANUFACTURING INDUSTRIES BY REGIONAL STATES AND MAJOR URBAN CENTERS - PRIVATE	123
4.43	FIXED ASSETS AND NEW CAPITAL EXPENDITURE BY INDUSTRIAL GROUP AND OWNERSHIP	124
4.44	FIXED ASSETS OF REPORTING ESTABLISHMENTS BY TYPE AND INDUSTRIAL GROUP - PUBLIC AND PRIVATE	126
4.45	FIXED ASSETS OF REPORTING ESTABLISHMENTS BY TYPE AND INDUSTRIAL GROUP - PUBLIC	128
4.46	FIXED ASSETS OF REPORTING ESTABLISHMENTS BY TYPE AND INDUSTRIAL GROUP - PRIVATE	130
4.47	FIXED ASSETS BY SIZE OF PERSONS ENGAGED AND INDUSTRIAL GROUP - PUBLIC AND PRIVATE	134
4.48	FIXED ASSETS BY SIZE OF PERSONS ENGAGED AND INDUSTRIAL GROUP - PUBLIC	134
4.49	FIXED ASSETS BY SIZE OF PERSONS ENGAGED AND INDUSTRIAL GROUP - PRIVATE	136
4.50	INVESTMENT IN FIXED ASSETS OF REPORTING ESTABLISHMENTS BY SOURCE AND INDUSTRIAL GROUP - PUBLIC AND PRIVATE	138
4.51	QUANTITY OF MAJOR RAW MATERIALS CONSUMED FOR REPORTING ESTABLISHMENTS BY INDUSTRIAL GROUP - PUBLIC AND PRIVATE	139
4.52	COST OF RAW MATERIALS, ENERGY CONSUMED AND PAYMENTS FOR INDUSTRIAL AND NON-INDUSTRIAL SERVICES RENDERED BY INDUSTRIAL GROUP- PUBLIC AND PRIVATE	141
4.53	COST OF RAW MATERIALS, ENERGY CONSUMED AND PAYMENTS FOR INDUSTRIAL AND NON-INDUSTRIAL SERVICES RENDERED BY INDUSTRIAL GROUP- PUBLIC	143
4.54	COST OF RAW MATERIALS, ENERGY CONSUMED AND PAYMENTS FOR INDUSTRIAL AND NON-INDUSTRIAL SERVICES RENDERED BY INDUSTRIAL GROUP- PRIVATE	145

TABLE NO.**PAGE NO.**

4.55	NUMBER OF ESTABLISHMENTS AND COST OF ENERGY CONSUMED BY INDUSTRIAL GROUP - PUBLIC AND PRIVATE	147
4.56	NUMBER OF ESTABLISHMENTS AND COST OF ENERGY CONSUMED BY INDUSTRIAL GROUP - PUBLIC	149
4.57	NUMBER OF ESTABLISHMENTS AND COST OF ENERGY CONSUMED BY INDUSTRIAL GROUP - PRIVATE	151
4.58	PRODUCTION OF MAJOR MANUFACTURED ARTICLES FOR REPORTING ESTABLISHMENTS BY INDUSTRIAL GROUP - PUBLIC AND PRIVATE	153
4.59	NUMBER OF ESTABLISHMENTS AND TOTAL REVENUE FROM SALES BY INDUSTRIAL GROUP -PUBLIC AND PRIVATE	155
4.60	REVENUE FROM SALES BY SOURCE AND INDUSTRIAL GROUP - PUBLIC AND PRIVATE	157
4.61	REVENUE FROM SALES BY SOURCE AND INDUSTRIAL GROUP - PUBLIC	159
4.62	REVENUE FROM SALES BY SOURCE AND INDUSTRIAL GROUP - PRIVATE	161
4.63	ADVERTISING EXPENSE OF REPORTING ESTABLISHMENTS BY INDUSTRIAL GROUP	163

**PART V. TIME SERIES DATA AND RATIOS OF MAJOR INDICATORS ON
MANUFACTURING INDUSTRIES, 1996/97 - 2000/2001 (1989 - 1993 E.F.Y.)**

TABLE NO.**PAGE NO.**

5.1	NUMBER OF ESTABLISHMENTS BY INDUSTRIAL GROUP - PUBLIC AND PRIVATE	167
5.2	NUMBER OF PERSONS ENGAGED BY INDUSTRIAL GROUP - PUBLIC AND PRIVATE	169
5.3	NUMBER OF EMPLOYEES BY INDUSTRIAL GROUP - PUBLIC AND PRIVATE	171
5.4	NUMBER OF FEMALE EMPLOYEES BY INDUSTRIAL GROUP - PUBLIC AND PRIVATE	173
5.5	WAGES AND SALARIES BY INDUSTRIAL GROUP - PUBLIC AND PRIVATE	175
5.6	GROSS VALUE OF PRODUCTION BY INDUSTRIAL GROUP - PUBLIC AND PRIVATE	177
5.7	CENSUS VALUE ADDED (AT MARKET PRICE) BY INDUSTRIAL GROUP - PUBLIC AND PRIVATE	179

<u>TABLE NO.</u>		<u>PAGE NO.</u>
5.8	CENSUS VALUE ADDED (AT FACTOR COST) BY INDUSTRIAL GROUP - PUBLIC AND PRIVATE	181
5.9	VALUE ADDED IN THE NATIONAL ACCOUNT CONCEPT (AT MARKET PRICE) BY INDUSTRIAL GROUP - PUBLIC AND PRIVATE	183
5.10	VALUE ADDED IN THE NATIONAL ACCOUNT CONCEPT (AT FACTOR COST) BY INDUSTRIAL GROUP - PUBLIC AND PRIVATE	185
5.11	PRODUCTION OF MAJOR MANUFACTURED ARTICLES - PUBLIC AND PRIVATE	187
5.12	TOTAL FIXED ASSETS BY INDUSTRIAL GROUP - PUBLIC AND PRIVATE	189
5.13	NEW CAPITAL EXPENDITURE BY INDUSTRIAL GROUP - PUBLIC AND PRIVATE	191
5.14	OPERATING SURPLUS BY INDUSTRIAL GROUP - PUBLIC AND PRIVATE	193
5.15	RATIO OF IMPORTED TO TOTAL RAW MATERIAL COST BY INDUSTRIAL GROUP - PUBLIC AND PRIVATE	195
5.16	PERCENTAGE DISTRIBUTION OF VALUE ADDED BY INDUSTRIAL GROUP - PUBLIC AND PRIVATE	197
5.17	RATIO OF COST OF ENERGY CONSUMED TO TOTAL INDUSTRIAL COSTS BY INDUSTRIAL GROUP - PUBLIC AND PRIVATE	199
5.18	RATIO OF VALUE ADDED TO GROSS VALUE OF PRODUCTION - PUBLIC AND PRIVATE	201
5.19	VALUE ADDED PER PERSON ENGAGED BY INDUSTRIAL GROUP - PUBLIC AND PRIVATE	203
5.20	RATIO OF COST OF LABOUR TO VALUE ADDED BY INDUSTRIAL GROUP - PUBLIC AND PRIVATE	205
5.21	RATIO OF COST OF LABOUR TO GROSS VALUE OF PRODUCTION BY INDUSTRIAL GROUP - PUBLIC AND PRIVATE	207
5.22	RATIO OF OPERATING SURPLUS TO GROSS VALUE OF PRODUCTION BY INDUSTRIAL GROUP - PUBLIC AND PRIVATE	209

**PART VI. TIME SERIES DATA ON ELECTRICITY INDUSTRY
1996/97 - 2000/2001 (1989 - 1993 E.F.Y.)**

<u>TABLE NO.</u>		<u>PAGE NO.</u>
6.1	NUMBER OF EMPLOYEES BY OCCUPATIONAL GROUP AND SEX IN ELECTRICITY INDUSTRY	213
6.2	NUMBER OF EMPLOYEES BY WAGES AND SALARIES GROUP AND SEX IN ELECTRICITY INDUSTRY	213
6.3	WAGES AND SALARIES PAID BY OCCUPATIONAL GROUP IN	

	ELECTRICITY INDUSTRY	214
6.4	INSTALLED GENERATING CAPACITY AND ELECTRICITY PRODUCTION	214
6.5	QUANTITY OF ELECTRICITY SOLD AND REVENUE FROM SALES OF ELECTRICITY BY TYPE OF TARIFF	215
6.6	GROSS REVENUE FROM SALES, TOTAL INTERMEDIATE COST AND VALUE ADDED IN THE ELECTRICITY INDUSTRY	215
6.7	VALUE OF FIXED ASSETS BY TYPE IN ELECTRICITY INDUSTRY	216
6.8	INVESTMENT IN FIXED ASSETS BY TYPE OF FIXED ASSETS IN ELECTRICITY INDUSTRY	216

LISTS OF FIGURES

<u>FIGURE NO.</u>		<u>PAGE NO.</u>
FIG. I	GROSS VALUE OF PRODUCTION AT CURRENT PRICE BY OWNERSHIP, 1996/97 - 2000/2001 (1989 - 1993 E.F.Y.) . .	34
FIG. II	VALUE ADDED BY OWNERSHIP, 1996/97 - 2000/2001 (1989 - 1993 E.F.Y.)	35
FIG. III	PERCENTAGE DISTRIBUTION OF VALUE ADDED BY INDUSTRIAL GROUP, 2000/2001 (1993 E.F.Y.)	36
FIG. IV	RATIO OF IMPORTED TO TOTAL RAW MATERIAL COST BY INDUSTRIAL GROUP, 2000/2001 (1993 E.F.Y.)	37
FIG. V	RATIO OF VALUE ADDED TO GROSS VALUE OF PRODUCTION, 2000/2001 (1993 E.F.Y.)	38
FIG. VI	INSTALLED GENERATING CAPACITY, 1996/97 - 2000/2001 (1989 - 1993 E.F.Y.)	39
FIG. VII	PRODUCTION OF ELECTRICITY, 1996/97 - 2000/2001 (1989 - 1993 E.F.Y.)	40

ABBREVIATIONS

E.F.Y.	- Ethiopian Fiscal Year
G.C.	- Gregorian Calendar Year
S.N.N.P.	- Southern Nations, Nationalities and Peoples' Region
N.E.C.	- Not Elsewhere Classified
S.N.A.	- System of National Accounts
IMPS	- Integrated Micro-Computer Processing System
KW	- Kilowatt
KWH	- Kilowatt Hour

PART I

INTRODUCTION AND OBJECTIVES OF THE SURVEY

1. Introduction

The presence of adequate and current statistical data in various economic sectors that are considered essential for development planning, socio-economic policy formulation and economic analysis is vital in promoting the economic development of a country. Based on this general objective, the Central Statistical Authority (CSA) has been conducting surveys of various economic activities of which the annual Large and Medium Scale Manufacturing Industries survey is one.

Manufacturing is defined here according to International Standard Industrial Classification (ISIC Revision-3) as "the physical or chemical transformation of materials or components into new products, whether the work is performed by power-driven machines or by hand, whether it is done in a factory or in the worker's home, and whether the products are sold at wholesale or retail. The assembly of the component parts of manufactured products is also considered as manufacturing activities."

Central Statistical Authority (CSA) has been publishing results of the survey of Manufacturing and Electricity Industries on annual basis since 1968 E.C. to provide users with reliable, comprehensive and timely statistical data on these sectors. In this respect, this survey is the principal source of industrial statistics on Large and Medium Scale Manufacturing sector in the country. The data are obtained by conducting Large and Medium Scale Manufacturing survey each year..

This publication presents the objectives, scope and coverage, training of field staff, methods of data collection and field organization, basic concepts and definitions, summary of selected survey results and structure and performance of

Large and Medium Scale Manufacturing and Electricity Industries. Accordingly, the bulletin has six parts: - Part I deals with an introduction and objective of the survey. Part II gives an overview about the survey methodology, data collection and processing. Part III presents summary of selected survey results on Large and Medium Scale Manufacturing industries. Part IV deals with the results of Large and Medium Scale Manufacturing establishments for the year 2000/2001 (1993 E.F.Y.). Part V deals with the time series data and various ratios for the period of five years i.e. 1996/97-2000/2001 (1989-1993 E.F.Y.) for Large and Medium Scale Manufacturing Industries. Finally Part VI presents the activity and performance of the Electricity Industry which also refers to the five years period, i.e. 1996/97-2000/2001 (1989-1993 E.F.Y.). Furthermore, the survey questionnaire for Large and Medium Scale Manufacturing Industries survey is attached as an appendix.

2. Objectives of the survey

The main objectives of the annual survey of Large and Medium Scale Manufacturing and Electricity Industries are to :-

- a. obtain basic statistical data that are essential for policy makers, planners and researchers by industrial group.
- b. collect basic quantitative information on employment, volume of quantitative information on employment, volume of production and raw materials, structure and performance of the country's Large and Medium Scale Manufacturing and Electricity Industries.
- c. compile statistical data which will be an input to the System of National Accounts (SNA), on Large and Medium Scale Manufacturing and Electricity establishments as a whole and by industrial group.
- d. obtain the number of proprietors engaged in these sectors and find out the major problems that creates stumbling block for their activities. The identification of the problems are required for planning and executing any type of government intervention program.

PART II

SURVEY METHODOLOGY, DATA COLLECTION AND PROCESSING

1. Scope and Coverage

The scope of the Large and Medium Scale Manufacturing survey is confined to those establishments which engage 10 persons and above and use power-driven machines and covers both public and private industries in all Regions of the country, where establishments under the scope of the survey are found. With regard to Electricity data, the survey covered only the electricity supplied by the Ethiopian Electric Power Corporation. In other words the negligible electric power services supplied by the other sources are not included in the survey.

Like the previous years, in the current survey an attempt was made to update the directory using as source of information the licenses issued by the Ministry of Trade and Industry and corresponding bureaux of the Regional States of the country for the large public sector industries and for the private establishments including co-operatives. Furthermore, due to various efforts made to include all the establishments under the scope of the survey, in this reference year the number of establishments covered by the survey increased by 8 than that of the previous survey period.

In this publication detailed information on number of establishments, number of persons engaged, and employees, wages and salaries paid by industrial group, sex, nationality and occupation, paid-up capital, gross value of production, industrial and non-industrial costs, value added, operating surplus, quantity of production and raw materials consumed, fixed assets, investment and production capacity are presented.

2. **Basic Concepts and Definitions:-**

- (i) **An Establishment:-** is defined as the whole of the premises under the same ownership or management at a particular address. (e.g. a bakery, a sawmill, ...etc.).
- (ii) **Paid-up Capital:-** is that part of the issued capital of an establishment that has been paid by the shareholders or the individual owner.
- (iii) **Working Proprietors, Active Partners and Family Workers:-** include all unpaid working proprietors, active partners and members of their household who actively participate in the operation of the establishment.
- (iv) **Administrative and Technical Employees:-** include salaried directors and managers, technicians, superintendents, research workers, draftsmen and designers, engineers, chemists, architects, accountants, book-keepers, office machine operators, receptionists, sales men, delivery personnel, guards and other office staff.
- (v) **Production Workers:-** include workers directly engaged in production i.e., persons engaged in fabricating, processing, assembling, maintenance, repair, janitorial, record keeping and other associated activities.
- (vi) **Seasonal and Temporary Workers:-** include workers who are employed for a whole or a part of the year. These workers are not regularly on the payroll of the establishment.
- (vii) **Number Employed:-** includes all persons on the payroll whether seasonal or temporary workers. The number of seasonal and temporary workers has been adjusted to give equivalent of full-time workers.

- (viii) **Number Engaged:-** includes paid employees and working proprietors, active partners, and unpaid family workers.
- (ix) **Basic Wages and Salaries:-** includes all payments in cash made to employees during the reference year. It excludes commissions, bonuses, professional and hardship allowances.
- (x) **Wages and Salaries:-** includes all payments in cash or in kind made to employees during the reference year in connection with work done for the establishments.
- (xi) **Commissions, Bonuses, Professional and Hardship Allowances:-** refer to the total of commissions, bonuses and cost of living allowances paid in cash to employees. This excludes car allowance and per diem.
- (xii) **Supplements to Wages and Salaries of Employees:-** represents payments made by the employer on behalf of his employees. Included are employers' contribution to social security systems, insurance premiums, ...etc. Only payments made by the employer are included here.
- (xiii) **Revenue from Sales:-** represents the total sales value of all products and by-products during the reference year valued at market price.
- (xiv) **Receipt from Industrial Services Rendered to Others:-** include all contract, repair and maintenance work done to others on raw materials and spareparts supplied by the customer.
- (xv) **Receipt of Products Bought and Resold:-** refers to revenue obtained from sales of all goods bought and resold during the reference year without any transformation or processing.

(xvi) **Other Receipts:-** include rental income from lease of machinery and equipment, income from sales of scrap, the value of fixed assets produced by the unit for its own use and other income.

(xvii) **Difference of Stocks in the Value of Finished Goods and Semi-Finished Goods:-** is the net change of stocks between the end and the beginning of the reference period in the value of finished and semi-finished goods.

(xviii) **Gross Value of Production:-** includes the sales value of all products of the establishment, the net change of stocks between the beginning and end of the reference period in the value of finished goods and the value of semi finished goods, the value of industrial services rendered to others, the value of goods bought and resold without any transformation or processing, and other receipts. The valuation of Gross Value of Production is in terms of producers' values where indirect taxes are included in the value of sales of the establishment and the value of subsidies received is excluded.

(xix) **Raw Materials:-** include all raw and auxiliary materials, parts and containers which are consumed during the reference year. The value of local raw materials is the value of locally produced raw materials and is the cost at the factory which includes the purchase price, transport charges, taxes and other incidental costs. The value of imported raw materials is the value of raw materials produced in other countries and obtained directly or from local source and is the cost at the factory which includes the purchase price, transport charges, taxes and other incidental costs.

(xx) **Other Industrial Services Rendered by Others:-** refer to contract, repair and maintenance work done by others in the reference year on materials controlled by the establishment. Included are also the cost of all goods

purchased and resold without any transformation during the reference year and the cost of water consumed.

(xxi) **Industrial Cost:-** Includes the cost of raw materials, fuels, and other supplies consumed, cost of industrial services rendered by others, cost of goods bought and resold without any transformation or processing and cost of electricity consumed.

(xxii) **Non-industrial Cost:-** includes payments like professional fees, postage, telephone, insurance, advertising, hired transport, rental payments, etc. (interest , amortization and depreciation are excluded).

(xxiii) **Census Value Added (at Market Price):-** is the difference between Gross Value of Production and Industrial Cost. Census Value Added at market price minus indirect taxes net (i.e., indirect taxes less subsidies) gives census value added at factor cost.

(xxiv) **Value Added in the National Account Concept (at Market Price):-** is defined as the difference between the gross value of production and industrial and non-industrial costs. To get the same indicator at factor cost indirect taxes net (i.e., indirect taxes less subsidies) are subtracted.

(xxv) **Fixed Capital Assets:-** are those with a productive life of one year or more which are intended for the use of the establishment including fixed assets made by the establishment's own labour force for its own use. They are valued in this report at book-value end of the reference year, that is the net book value at the beginning plus new capital expenditure minus those sold and disposed and depreciation during the reference year.

(xxvi) **New Capital Expenditure**:- is the cost of new or used capital equipment bought, cost of building and other capital goods produced or built by the establishment during the reference period.

(xxvii) **Operating Surplus**:- is defined here as the difference between value added in the national account concept at factor cost and total wages and salaries.

(xxviii) **Public Sector**:- under this sector are included all establishments owned by the state i.e., those which were fully as well as partially (with 51 percent share and above) owned by the Government.

(xxix) **Private Sector**:- includes establishments such as individual ownership, partnership, private limited company, share company, co-operatives and others.

(xxx) **Intermediate Cost (for electricity industry)**:- includes cost of materials, fuel, and other costs such as, transport, repair and maintenance and insurance paid, etc.

(xxxi) **Capacity**:- capability of the installed generators and diesel engines to produce electrical energy.

(xxxii) **Tariff**:- fixed rate of payment where consumers are classified according to their consumption behavior.

(xxxiii) **Domestic Tariff**:- this tariff is intended for domestic consumers in private residences. The tariff does not include supply for purpose of any business of commercial activity or professional or for communal services.

(xxxiv) **Street Lighting Tariff**:- applies only for street lighting consumption.

(xxxv) **Commercial Tariff:-** applies to electricity supplied to commercial and/or office premises, irrespective of the level of consumption.

(xxxvi) **Industrial Tariff:-** applies to industrial consumers generally using electricity for manufacturing or processing purposes or for purposes as may be specified by the Authority.

(xxxvii) **Number of establishments covered by the report :-** is the number of establishments for which the required breakdown for data inquired is available either from the survey or estimate.

(xxxviii) **Number of Establishments with response :-** is the number of establishments for which the required breakdown for data inquired is available either from the survey.

3. Training of Field Staff

In the Large and Medium Scale Manufacturing Industries survey, after updating the directory, questionnaires and instruction manuals and all relevant materials were prepared and printed in advance. Then, the training of all field staff were carried out for six days at the head office. In this training, statisticians from the Central Statistical Authority's branch statistical office and the head office, field supervisors, and enumerators were involved.

The training which was expected to ensure the quality of the data consisted of class room discussions, filling - in questionnaires by trainees for practice using financial statements of selected establishments. The filled-in questionnaires by the trainees were checked and corrections were made and the errors were pointed out to the trainees, so that these wouldn't be repeated during the actual data collection.

4. Methods of Data Collection and Field Organization

All CSA statistical branch offices were involved in this survey. Accordingly, 22 statisticians from branch statistical offices, overall about 117 enumerators and supervisors (72 from Region-14 and 45 from other CSA branch offices), and 9 statisticians from the head office and about 33 drivers (10 from Region 14 and 20 from the rest of the branches) were involved in the data collection activity.

In Region 14 branch statistical office, where the majority of the establishments under the scope of the survey are located, enumerators were organized into teams and each team on the average constituted of five enumerators and a field editor (a supervisor). The supervisor was provided with a four-wheel drive vehicle and a driver. Prior to the deployment of the teams, at head office, the establishments under the scope of the survey were divided among the teams, in accordance with their location. Then, each enumerator was assigned to collect data from 15 establishments on an average. The data collection operation was carried out in collaboration with the concerned personnel of each establishment. Due to the deployment of sufficient logistics and manpower and other organizational measures taken, the data collection activity took 30-45 days in most of the regions of the country.

5. Data Processing


a. Editing, Coding and Verification

A number of quality control steps were taken to ensure the quality of data of the survey. The first step taken in this direction was to revise the questionnaire to make it easier for internal consistency checking or editing both at field and office level. Furthermore, based on this revised questionnaire, revised instruction manual with field editing procedures were prepared in Amharic for both enumerators and supervisors (field editors). Using this manual some editing and coding were carried out by field editors during the data collection stage.

After the majority of the completed questionnaires were brought back to head office, final editing, coding and verification were performed. The coding and the manual editing and verification activity was performed by 9 statisticians and statistical technicians and 10 editors. Finally, the edited and coded questionnaires were checked and verified by other five professionals.


b. Data Entry, Cleaning and Tabulation

The data were entered and verified on personal computers using IMPS (Integrated Microcomputer Processing System) Software. Twenty CSA data entry staff were participated for this purpose for four days with close supervision of the activities by two professionals. Then, the data entered were cleaned using two personal computers in combination with manual editing for some serious errors. Finally, the tabulation of the results were processed using the same software by one programmer with technical assistance from Industrial Statistics Department Staff.



PART III

SUMMARY OF THE MAJOR FINDINGS OF THE SURVEY



PART III

SUMMARY OF THE MAJOR FINDINGS OF THE SURVEY

The distribution of Large and Medium Scale Manufacturing Industries by Regional States and major industrial group is shown in Summary Table-3.1. Accordingly, the survey result indicates that the total number of Large and Medium Scale Manufacturing establishments for the country as a whole was 796 in 1993 E.F.Y. The data in this table further demonstrates that for the country as a whole, manufacture of food products and beverages industrial group ranks first in terms of the number of establishments accounting for 31.53 percent of the total establishments in the sector. The next important industrial groups in this respect are manufacture of furniture; manufacturing N.E.C. and non-metallic mineral products, which constituted 15.20 and 10.93 percent of the total number of Large and Medium Scale Manufacturing Industries, respectively. That means the share of the three industrial groups alone was 57.66 percent of the overall industrial groups, leaving only 43.44 percent for the other 12 major industrial groups. Therefore, the Ethiopian Large and Medium Scale Manufacturing Industry is mainly characterized by high concentration of food and beverage manufacturing industries. The output by food and beverage industries among others include flour, bread, edible oil, soft drinks, beer and alcohol drinks.

As can be seen from the data in the same table the distribution of Large and Medium Scale Manufacturing Industries by Regional States of the country is highly skewed. More than half (60.93 percent) of the total Large and medium scale manufacturing industries operating in the reference year were located in Region-14 (Addis Ababa). Following Region-14 (Addis Ababa), Oromiya, Amhara, S.N.N.P, Tigray and Dire Dawa are the next five Regional

DISTRIBUTION OF LARGE AND MEDIUM SCALE MANUFACTURING INDUSTRIES BY REGIONAL STATES*
AND INDUSTRIAL GROUP - PUBLIC AND PRIVATE 2000/20001(1993 E.F.Y)

SUMMARY TABLE - 3.1

INDUSTRIAL GROUP	REGIONAL STATES										TOTAL	PERCENTAGE
	TIGRAY	AFAR	AMHARA	OROMIYA	SOMALIE	S.N N.P.	GAMBELLA	HARARI	ADDIS ABABA	DIREDAWA		
MANUFACTURE OF FOOD PRODUCTS AND BEVERAGES.....	11	-	25	55	1	5	-	5	139	10	251	31.53
MANUFACTURE OF TOBACCO PRODUCTS	-	-	-	-	-	-	-	-	1	-	1	.13
MANUFACTURE OF TEXTILES	1	1	6	1	-	5	1	-	18	2	35	4.40
MANUFACTURE OF WEARING APPAREL, EXCEPT FUR APPAREL....	2	-	-	2	-	1	-	-	19	-	24	3.02
TANNING AND DRESSING OF LEATHER; MANUFACTURE OF FOOTWEAR, LUGGAGE AND HANDBAGS	-	-	6	9	-	-	-	-	39	-	54	6.78
MANUFACTURE OF WOOD AND OF PRODUCTS OF WOOD AND CORK, EXCEPT FURNITURE	-	-	-	6	-	-	1	-	7	-	14	1.76
MANUFACTURE OF PAPER, PAPER PRODUCTS AND PRINTING	3	-	1	2	-	1	-	1	49	2	59	7.41
MANUFACTURE OF CHEMICALS AND CHEMICAL PRODUCTS.....	1	-	-	5	-	1	-	-	31	-	38	4.77
MANUFACTURE OF RUBBER AND PLASTIC PRODUCTS	-	-	-	3	-	-	-	-	29	-	32	4.02
MANUFACTURE OF OTHER NON-METALLIC MINERAL PRODUCTS ...	7	2	9	21	-	10	-	1	34	3	87	10.93
MANUFACTURE OF BASIC IRON AND STEEL.....	-	-	1	-	-	-	-	-	9	-	10	1.26
MANUFACTURE OF FABRICATED METAL PRODUCTS EXCEPT MACHINERY AND EQUIPMENT	4	-	1	3	-	2	-	-	43	-	53	6.66
MANUFACTURE OF MACHINERY AND EQUIPMENT N.E.C.	-	-	1	1	-	-	-	-	5	1	8	1.01
MANUFACTURE OF MOTOR VEHICLES, TRAILERS & SEMI-TRAILERS	1	-	-	1	-	-	-	-	7	-	9	1.13
MANUFACTURE OF FURNITURE; MANUFACTURING N.E.C.	7	-	8	13	3	29	-	-	55	6	121	15.20
T O T A L	37	3	58	122	4	54	2	7	485	24	796	100.00
%	4.65	.38	7.29	15.33	.50	6.78	.25	.88	60.93	3.02	100.00	

* THE AREAL COVERAGE OF THE SURVEY EXCLUDES BENISHANGUL-GUMUŽ REGION, WHERE THERE ARE NO MANUFACTURING ESTABLISHMENTS, THAT FALL WITHIN THE SCOPE OF THE SURVEY

States that constituted 15.33, 7.29, 6.78, 4.65 and 3.02 percents of the total establishment in that order.

The data shown in Summary Tables 3.2. and 3.3 refers to the total number of persons engaged and number of employees over five years period, i.e., from 1989-1993 E.F.Y. respectively, for various major industrial groups and for Large and Medium Scale Manufacturing Industries as a whole. It shows that during 1993 E.F.Y. there were 94,310 persons engaged out of which 93,515 were employees in this sector. Number of persons engaged and employees in 1993 E.F.Y. showed a decline of 1,398 and 1,492 as compared to that of 1992 E.F.Y., respectively. Meat processing industries and manufacture of motor vehicles are largely responsible for the decline in the number of persons engaged and employees. An examination of the distribution of persons engaged and employees by major industrial group reveals that manufacture of food and beverage and manufacture of textiles industrial groups persistently dominated the pattern of employment. These two industrial groups alone contributed more than 54 percent in both number of persons engaged and number of employees throughout the period under review. The relative importance of the rest of the industrial groups in terms of employment varies between 0.2 percent in manufacture of machinery and equipment to 7.8 percent in manufacture of non-metallic mineral products.

The percentage distribution of value added which indicates the structure of Large and Medium Scale Manufacturing Industries among various industrial groups is given in Summary Table 3.4 for the period 1989-1993 E.F.Y. The data in this table clearly demonstrates the fact that food and beverage manufacturing industrial groups contribution to value added was significantly higher as compared to the other industrial groups throughout the period under review. During 1993 E.F.Y. about half (50.86 percent) of the total manufacturing value added was generated from manufacture of food and beverage industrial groups. The other important industrial groups in this respect are mainly manufacture of non-metallic mineral products, manufacture of

NUMBER OF PERSONS ENGAGED BY MAJOR INDUSTRIAL GROUP - PUBLIC AND PRIVATE
1996/1997 (1989 E.F.Y) - 2000/2001 (1993 E.F.Y)

SUMMARY TABLE - 3.2

INDUSTRIAL GROUP	1989	1990	1991	1992	1993
MANUFACTURE OF FOOD PRODUCTS AND BEVERAGES.....	24,014	25,959	27,085	28,547	27,460
MANUFACTURE OF TOBACCO PRODUCTS	953	898	873	854	822
MANUFACTURE OF TEXTILES	27,239	25,116	25,669	23,754	24,296
MANUFACTURE OF WEARING APPAREL, EXCEPT FUR APPAREL....	4,607	4,218	3,866	3,773	3,733
TANNING AND DRESSING OF LEATHER; MANUFACTURE OF FOOTWEAR, LUGGAGE AND HANDBAGS	8,235	7,673	7,234	7,034	7,074
MANUFACTURE OF WOOD AND OF PRODUCTS OF WOOD AND CORK, EXCEPT FURNITURE	1,918	1,317	1,211	1,138	1,035
MANUFACTURE OF PAPER, PAPER PRODUCTS AND PRINTING	5,132	5,580	5,536	5,911	5,533
MANUFACTURE OF CHEMICALS AND CHEMICAL PRODUCTS.....	3,714	4,155	3,966	4,300	4,076
MANUFACTURE OF RUBBER AND PLASTIC PRODUCTS.....	2,421	3,092	3,048	3,157	3,409
MANUFACTURE OF OTHER NON-METALLIC MINERAL PRODUCTS ...	6,753	7,306	6,935	7,349	7,510
MANUFACTURE OF BASIC IRON AND STEEL.....	1,133	1,138	1,117	1,166	1,100
MANUFACTURE OF FABRICATED METAL PRODUCTS EXCEPT MACHINERY AND EQUIPMENT	1,915	1,940	2,057	2,529	2,659
MANUFACTURE OF MACHINERY AND EQUIPMENT N.E.C.	537	402	446	292	177
MANUFACTURE OF MOTOR VEHICLES, TRAILERS & SEMI-TRAILERS	821	905	1,167	1,735	1,062
MANUFACTURE OF FURNITURE; MANUFACTURING N.E.C.	3,774	4,324	4,202	4,169	4,364
T O T A L	93,166	94,023	94,412	95,708	94,310

NUMBER OF EMPLOYEES BY MAJOR INDUSTRIAL GROUP - PUBLIC AND PRIVATE
1996/1997 (1989 E.F.Y) - 2000/2001 (1993 E.F.Y)

SUMMARY TABLE - 3.3

I N D U S T R I A L G R O U P	1989	1990	1991	1992	1993
MANUFACTURE OF FOOD PRODUCTS AND BEVERAGES.....	23,830	25,720	26,893	28,324	27,260
MANUFACTURE OF TOBACCO PRODUCTS	953	898	873	854	822
MANUFACTURE OF TEXTILES	27,215	25,093	25,659	23,747	24,284
MANUFACTURE OF WEARING APPAREL, EXCEPT FUR APPAREL....	4,582	4,190	3,845	3,752	3,720
TANNING AND DRESSING OF LEATHER; MANUFACTURE OF FOOTWEAR, LUGGAGE AND HANDBAGS	8,144	7,589	7,183	6,989	7,040
MANUFACTURE OF WOOD AND OF PRODUCTS OF WOOD AND CORK, EXCEPT FURNITURE	1,907	1,305	1,200	1,124	1,033
MANUFACTURE OF PAPER, PAPER PRODUCTS AND PRINTING	5,103	5,554	5,497	5,888	5,519
MANUFACTURE OF CHEMICALS AND CHEMICAL PRODUCTS.....	3,683	4,138	3,938	4,287	4,069
MANUFACTURE OF RUBBER AND PLASTIC PROCDUCTS.....	2,416	3,082	3,027	3,144	3,401
MANUFACTURE OF OTHER NON-METALLIC MINERAL PRODUCTS ...	6,654	7,229	6,864	7,269	7,328
MANUFACTURE OF BASIC IRON AND STEEL.....	1,132	1,138	1,117	1,164	1,100
MANUFACTURE OF FABRICATED METAL PRODUCTS EXCEPT MACHINERY AND EQUIPMENT	1,861	1,887	1,993	2,482	2,477
MANUFACTURE OF MACHINERY AND EQUIPMENT N.E.C.	522	358	407	275	172
MANUFACTURE OF MOTOR VEHICLES, TRAILERS & SEMI-TRAILERS	812	899	1,160	1,729	1,060
MANUFACTURE OF FURNITURE; MANUFACTURING N.E.C.	3,551	4,136	4,022	3,979	4,230
T O T A L	92,365	93,216	93,678	95,007	93,515

PERCENTAGE DISTRIBUTION OF VALUE ADDED* BY INDUSTRIAL GROUP - PUBLIC AND PRIVATE
1996/1997 (1989 E.F.Y) - 2000/2001 (1993 E.F.Y)

SUMMARY TABLE 3.4

INDUSTRIAL GROUP	1989	1990	1991**	1992**	1993
MANUFACTURE OF FOOD PRODUCTS AND BEVERAGES.....	39.40	34.26	47.97	45.04	50.86
MANUFACTURE OF TOBACCO PRODUCTS	3.86	6.47	4.22	4.60	2.76
MANUFACTURE OF TEXTILES	8.33	8.08	6.20	5.84	5.95
MANUFACTURE OF WEARING APPAREL, EXCEPT FUR APPAREL....	0.90	0.44	0.64	0.66	0.58
TANNING AND DRESSING OF LEATHER; MANUFACTURE OF FOOTWEAR, LUGGAGE AND HANDBAGS	10.57	7.06	7.33	4.54	4.77
MANUFACTURE OF WOOD AND OF PRODUCTS OF WOOD AND CORK, EXCEPT FURNITURE	1.52	1.12	0.73	0.55	0.69
MANUFACTURE OF PAPER, PAPER PRODUCTS AND PRINTING	5.60	7.09	5.58	5.82	5.85
MANUFACTURE OF CHEMICALS AND CHEMICAL PRODUCTS.....	4.86	9.97	3.86	5.16	4.56
MANUFACTURE OF RUBBER AND PLASTIC PRODUCTS.....	4.52	5.14	4.99	4.53	5.69
MANUFACTURE OF OTHER NON-METALLIC MINERAL PRODUCTS ...	11.12	12.19	8.97	8.91	8.65
MANUFACTURE OF BASIC IRON AND STEEL.....	3.52	2.78	1.80	2.13	2.03
MANUFACTURE OF FABRICATED METAL PRODUCTS EXCEPT MACHINERY AND EQUIPMENT	1.84	1.44	1.35	1.43	1.63
MANUFACTURE OF MACHINERY AND EQUIPMENT N.E.C.	0.23	0.15	0.11	0.09	0.10
MANUFACTURE OF MOTOR VEHICLES, TRAILERS & SEMI-TRAILERS	1.70	0.95	4.29	8.93	4.28
MANUFACTURE OF FURNITURE; MANUFACTURING N.E.C.	2.03	2.84	1.98	1.77	1.61
T O T A L	100.00	100.00	100.00	100.00	100.00

* IN THE NATIONAL ACCOUNT CONCEPT AT FACTOR COST

**REVISED

textiles, manufacture of paper, paper products and printing and manufacture of rubber and plastic products which contributed about 26 percent in 1993 E.F.Y. It is important to note also that the contribution of manufacture of food and beverage, manufacture of textiles, tanning and dressing of leather; manufacture of footwear, luggage and hand bags, manufacture of wood and products of wood and cork, except furniture, manufacture of paper and paper products and printing, manufacture of rubber and plastic products, manufacture of fabricated metal products and manufacture of machinery and equipment have increased while the share of the remaining seven industrial groups declined in 1993 E.F.Y. as compared to that of 1992 E.F.Y.

It is evident from the percentage distribution of value added and employment by major industrial groups (Summary Table 3.3 and 3.4) that manufacture of food and beverage industrial group plays a leading role in both manufacturing value added share and in employment creation. It is worth to note also that this industrial group constitutes the highest number of manufacturing establishments. The other interesting feature of these percentage distribution is that the textile manufacturing industrial group being the second most important industrial group in terms of employment its share in manufacturing value added is lower than that of manufacture of non-metallic mineral products.

The data in Summary Table 3.5 refers to the ratio of cost of imported raw materials to that of the total cost of raw materials consumed by major industrial group for the period 1989-1993 E.F.Y. In general, the industrial groups which had the highest rates in the previous years continued to do so in 1993 E.F.Y. The steady high ratio of imported raw materials to total cost of raw materials consumed over the five years period is an indication for the dependency of Large and Medium Scale Manufacturing Industries on imported raw materials. The overall dependency ratio, i.e., for all industrial groups combined showed a fluctuation throughout the years under review.

RATIO OF IMPORTED TO TOTAL CONSUMED RAW MATERIAL COSTS BY INDUSTRIAL GROUP - PUBLIC AND PRIVATE
1996/1997 (1989 E.F.Y) - 2000/2001 (1993 E.F.Y)

SUMMARY TABLE 3.5

INDUSTRIAL GROUP	1989	1990	1991	1992	1993
MANUFACTURE OF FOOD PRODUCTS AND BEVERAGES.....	0.174	0.184	0.295	0.278	0.193
MANUFACTURE OF TOBACCO PRODUCTS	0.844	0.727	0.859	0.782	0.726
MANUFACTURE OF TEXTILES	0.367	0.357	0.349	0.314	0.242
MANUFACTURE OF WEARING APPAREL, EXCEPT FUR APPAREL....	0.309	0.440	0.298	0.174	0.070
TANNING AND DRESSING OF LEATHER; MANUFACTURE OF FOOTWEAR, LUGGAGE AND HANDBAGS	0.226	0.195	0.336	0.270	0.198
MANUFACTURE OF WOOD AND OF PRODUCTS OF WOOD AND CORK, EXCEPT FURNITURE	0.454	0.537	0.511	0.577	0.631
MANUFACTURE OF PAPER, PAPER PRODUCTS AND PRINTING	0.704	0.687	0.727	0.524	0.593
MANUFACTURE OF CHEMICALS AND CHEMICAL PRODUCTS.....	0.751	0.735	0.785	0.734	0.762
MANUFACTURE OF RUBBER AND PLASTIC PRODUCTS.....	0.947	0.934	0.926	0.957	0.963
MANUFACTURE OF OTHER NON-METALLIC MINERAL PRODUCTS ...	0.307	0.361	0.221	0.332	0.188
MANUFACTURE OF BASIC IRON AND STEEL.....	0.994	0.990	0.987	0.983	0.992
MANUFACTURE OF FABRICATED METAL PRODUCTS EXCEPT MACHINERY AND EQUIPMENT	0.930	0.907	0.908	0.819	0.873
MANUFACTURE OF MACHINERY AND EQUIPMENT N.E.C.	0.900	0.769	0.668	0.582	0.405
MANUFACTURE OF MOTOR VEHICLES, TRAILERS & SEMI-TRAILERS	0.851	0.923	0.931	0.912	0.873
MANUFACTURE OF FURNITURE; MANUFACTURING N.E.C.	0.224	0.325	0.336	0.427	0.353
T O T A L	0.442	0.434	0.536	0.515	0.454

RATIOS OF MAJOR INDICATORS - PUBLIC AND PRIVATE
1996/1997 (1989 E.F.Y) - 2000/2001 (1993 E.F.Y)

SUMMARY TABLE 3.6

PER CAPITA / RATIO	1989	1990	1991	1992	1993
PER CAPITA :					
WAGE AND SALARIES PAID PER EMPLOYEE	5,301	5,474	5,892	6,337	7,025
GROSS VALUE OF PRODUCTION PER EMPLOYEE	64,919	68,585	77,631	85,469	90,035
VALUE ADDED * PER EMPLOYEE	18,209	16,467	20,594	23,956	25,270
OPERATING SURPLUS PER EMPLOYEE	12,908	10,994	14,702	17,619	18,245
VALUE OF FIXED ASSET PER EMPLOYEE	29,540	33,472	44,947	54,855	63,743
RATIO OF					
FIXED ASSETS TO GROSS VALUE OF PRODUCTION	0.455	0.488	0.579	0.642	0.708
COST OF LABOUR TO GROSS VALUE OF PRODUCTION	0.082	0.080	0.076	0.074	0.078
INDUSTRIAL COSTS TO GROSS VALUE OF PRODUCTION	0.505	0.514	0.534	0.529	0.530
COST OF ENERGY TO GROSS VALUE OF PRODUCTION	0.041	0.046	0.043	0.040	0.048
VALUE ADDED* TO GROSS VALUE OF PRODUCTION	0.280	0.240	0.265	0.280	0.281
OPERATING SURPLUS TO GROSS VALUE OF PRODUCTION	0.199	0.160	0.189	0.206	0.203
VALUE ADDED* TO TOTAL FIXED CAPITAL	0.616	0.492	0.458	0.437	0.396

* IN THE NATIONAL ACCOUNT CONCEPT AT FACTOR COST

Manufacture of basic iron and steel, manufacture of rubber and plastic products, manufacture of fabricated metal products, manufacture (assembly) of motor vehicles, trailers and semi-trailers, manufacture of chemicals and chemical products, manufacture of tobacco products, manufacture of wood and of products of wood and cork, except furniture and manufacture of paper, paper products and printing continued to consume the highest proportion of imported raw materials to that of total cost of raw materials ranging from 59 to 99 percent in 1993 E.F.Y.

As shown in Summary Table 3.6 where per capita and ratios of major manufacturing indicators are summarized, in 1993 E.F.Y. all per capita indicators i.e. wages and salaries per employee, gross value of production per employee, value added per employee, operating surplus per employee and value of fixed assets per employee have increased by 10.9 percent, 5.3 percent, 5.5 percent, 3.6 percent and 16.2 percent, respectively, as compared to that of 1992 E.F.Y. It is evident from the same table that among the ratios presented, fixed assets to gross value of production, cost of labor to gross value of production, industrial costs to gross value of production, cost of energy to gross value of production and value added to gross value of production showed an increase, while that of operating surplus to gross value of production and value added to total fixed capital assets decreased during the same period.

In Summary Table 3.7 are presented the ratio of cost of energy consumed to total industrial cost by major industrial groups for the period 1989-1993 E.F.Y. The data in this table indicates that the non-metallic mineral products recorded the highest proportion of cost of energy consumed to total industrial cost throughout the period under review having more than 42 percent. This large proportion is mainly due to the high energy requirement by cement and glass and glass products producing establishments. The proportion of cost of energy to industrial cost for non-metallic industries evidenced a fluctuating trend throughout the period under review. In this respect, the

RATIO OF COST OF ENERGY CONSUMED TO TOTAL INDUSTRIAL COST BY INDUSTRIAL GROUP - PUBLIC AND PRIVATE
1996/1997 (1989 E.F.Y) - 2000/2001 (1993 E.F.Y)

SUMMARY TABLE 3.7

INDUSTRIAL GROUP	1989	1990	1991	1992	1993
MANUFACTURE OF FOOD PRODUCTS AND BEVERAGES.....	0.048	0.055	0.053	0.056	0.072
MANUFACTURE OF TOBACCO PRODUCTS	0.009	0.010	0.001	0.009	0.008
MANUFACTURE OF TEXTILES	0.098	0.131	0.127	0.122	0.125
MANUFACTURE OF WEARING APPAREL, EXCEPT FUR APPAREL....	0.030	0.040	0.041	0.025	0.057
TANNING AND DRESSING OF LEATHER; MANUFACTURE OF FOOTWEAR, LUGGAGE AND HANDBAGS	0.018	0.015	0.024	0.024	0.022
MANUFACTURE OF WOOD AND OF PRODUCTS OF WOOD AND CORK, EXCEPT FURNITURE	0.186	0.196	0.205	0.237	0.230
MANUFACTURE OF PAPER, PAPER PRODUCTS AND PRINTING	0.052	0.075	0.070	0.041	0.063
MANUFACTURE OF CHEMICALS AND CHEMICAL PRODUCTS.....	0.030	0.033	0.029	0.028	0.041
MANUFACTURE OF RUBBER AND PLASTIC PRODUCTS.....	0.075	0.071	0.090	0.080	0.085
MANUFACTURE OF OTHER NON-METALLIC MINERAL PRODUCTS ...	0.426	0.502	0.459	0.473	0.568
MANUFACTURE OF BASIC IRON AND STEEL.....	0.018	0.024	0.030	0.036	0.012
MANUFACTURE OF FABRICATED METAL PRODUCTS EXCEPT MACHINERY AND EQUIPMENT	0.042	0.063	0.073	0.075	0.053
MANUFACTURE OF MACHINERY AND EQUIPMENT N.E.C.	0.049	0.036	0.047	0.053	0.040
MANUFACTURE OF MOTOR VEHICLES, TRAILERS & SEMI-TRAILERS	0.005	0.006	0.002	0.003	0.010
MANUFACTURE OF FURNITURE; MANUFACTURING N.E.C.	0.015	0.021	0.020	0.020	0.028
T O T A L	0.081	0.090	0.081	0.076	0.090

proportion for this industrial group alone ranged from 43 to 57 percent from 1989-1993 E.F.Y. Next to non-metallic mineral products the highest energy consumption compared to their industrial cost was observed in manufacture of wood and of products of wood. Moreover, the share for manufacture of wood and of products of wood showed a gradual but continuous increase from 1989-1993 E.F.Y. with a slight decline in 1993 E.F.Y. as compared to 1992 E.F.Y. The overall ratio i.e. for all manufacturing industries showed a fluctuation throughout all the period under review.

The ratio in Summary Table 3.8 represents the share of value added in gross value of production by major industrial group. The share of the industrial groups like that of manufacture of food and beverage, manufacture of wearing apparel, except fur apparel, manufacture of rubber and plastic products, manufacture of wood and of products of wood and cork, except furniture, manufacture of machinery and equipment N.E.C. and manufacture of furniture; manufacturing n.e.c. marked an increase while the ratio of the remaining nine industrial groups declined in 1993 E.F.Y., as compared to that of 1992 E.F.Y. The share of value added in gross value of production for all industrial groups combined showed an increasing trend throughout the period under review except that of 1990 E.F.Y.

The ratio of cost of labour to gross value of production for major industrial groups, which roughly measure labour productivity, is treated in Summary Table 3.9. As is evident from the data in this table ratio of cost of labour to gross value of production varies across major industrial groups. In 1993 E.F.Y the highest and lowest ratio were registered in manufacture of wearing apparel and assembly of motor vehicles, respectively. Ratio of cost of labour to gross value of production for all manufacturing industries combined showed slight fluctuation from one year to another during the period under review.

RATIO OF VALUE ADDED* TO GROSS VALUE OF PRODUCTION BY INDUSTRIAL GROUP - PUBLIC AND PRIVATE
1996/1997 (1989 E.F.Y) - 2000/2001 (1993 E.F.Y)

SUMMARY TABLE 3.8

I N D U S T R I A L G R O U P	1989	1990	1991**	1992**	1993
MANUFACTURE OF FOOD PRODUCTS AND BEVERAGES.....	0.298	0.208	0.309	0.308	0.361
MANUFACTURE OF TOBACCO PRODUCTS	0.270	0.408	0.322	0.401	0.261
MANUFACTURE OF TEXTILES	0.209	0.209	0.189	0.221	0.201
MANUFACTURE OF WEARING APPAREL, EXCEPT FUR APPAREL....	0.260	0.124	0.212	0.239	0.244
TANNING AND DRESSING OF LEATHER; MANUFACTURE OF FOOTWEAR, LUGGAGE AND HANDBAGS	0.274	0.166	0.250	0.175	0.134
MANUFACTURE OF WOOD AND OF PRODUCTS OF WOOD AND CORK, EXCEPT FURNITURE	0.462	0.421	0.383	0.367	0.405
MANUFACTURE OF PAPER, PAPER PRODUCTS AND PRINTING	0.357	0.374	0.374	0.385	0.365
MANUFACTURE OF CHEMICALS AND CHEMICAL PRODUCTS.....	0.235	0.324	0.188	0.253	0.215
MANUFACTURE OF RUBBER AND PLASTIC PRODUCTS.....	0.255	0.251	0.282	0.271	0.307
MANUFACTURE OF OTHER NON-METALLIC MINERAL PRODUCTS ...	0.344	0.340	0.305	0.339	0.322
MANUFACTURE OF BASIC IRON AND STEEL.....	0.195	0.149	0.165	0.206	0.119
MANUFACTURE OF FABRICATED METAL PRODUCTS EXCEPT MACHINERY AND EQUIPMENT	0.304	0.272	0.297	0.281	0.255
MANUFACTURE OF MACHINERY AND EQUIPMENT N.E.C.	0.380	0.329	0.328	0.351	0.411
MANUFACTURE OF MOTOR VEHICLES, TRAILERS & SEMI-TRAILERS	0.212	0.094	0.115	0.211	0.178
MANUFACTURE OF FURNITURE; MANUFACTURING N.E.C.	0.367	0.372	0.324	0.317	0.323
T O T A L	0.280	0.240	0.265	0.280	0.281

* IN THE NATIONAL ACCOUNT CONCEPT AT FACTOR COST
** REVISED

RATIO OF COST OF LABOUR TO GROSS VALUE OF PRODUCTION BY INDUSTRIAL GROUP - PUBLIC AND PRIVATE
1996/1997 (1989 E.F.Y) - 2000/2001 (1993 E.F.Y)

SUMMARY TABLE 3.9

INDUSTRIAL GROUP	1989	1990	1991	1992	1993
MANUFACTURE OF FOOD PRODUCTS AND BEVERAGES.....	0.066	0.063	0.060	0.059	0.066
MANUFACTURE OF TOBACCO PRODUCTS	0.051	0.037	0.039	0.038	0.046
MANUFACTURE OF TEXTILES	0.153	0.168	0.159	0.185	0.162
MANUFACTURE OF WEARING APPAREL, EXCEPT FUR APPAREL....	0.255	0.285	0.252	0.243	0.295
TANNING AND DRESSING OF LEATHER; MANUFACTURE OF FOOTWEAR, LUGGAGE AND HANDBAGS	0.074	0.070	0.094	0.090	0.072
MANUFACTURE OF WOOD AND OF PRODUCTS OF WOOD AND CORK, EXCEPT FURNITURE	0.160	0.183	0.205	0.198	0.163
MANUFACTURE OF PAPER, PAPER PRODUCTS AND PRINTING	0.133	0.136	0.140	0.123	0.125
MANUFACTURE OF CHEMICALS AND CHEMICAL PRODUCTS.....	0.058	0.048	0.064	0.060	0.058
MANUFACTURE OF RUBBER AND PLASTIC PRODUCTS.....	0.063	0.065	0.065	0.064	0.064
MANUFACTURE OF OTHER NON-METALLIC MINERAL PRODUCTS ...	0.068	0.067	0.073	0.080	0.085
MANUFACTURE OF BASIC IRON AND STEEL.....	0.030	0.037	0.050	0.050	0.035
MANUFACTURE OF FABRICATED METAL PRODUCTS EXCEPT MACHINERY AND EQUIPMENT	0.108	0.147	0.139	0.133	0.129
MANUFACTURE OF MACHINERY AND EQUIPMENT N.E.C.	0.246	0.200	0.263	0.199	0.181
MANUFACTURE OF MOTOR VEHICLES, TRAILERS & SEMI-TRAILERS	0.053	0.055	0.015	0.016	0.026
MANUFACTURE OF FURNITURE; MANUFACTURING N.E.C.	0.161	0.173	0.183	0.171	0.189
T O T A L	0.082	0.080	0.076	0.074	0.078

RATIO OF OPERATIONS SURPLUS TO GROSS VALUE OF PRODUCTION BY INDUSTRIAL GROUP - PUBLIC AND PRIVATE
1996/1997 (1989 E.F.Y) - 2000/2001 (1993 E.F.Y)

SUMMARY TABLE 3.10

INDUSTRIAL GROUP	1989	1990	1991*	1992*	1993
MANUFACTURE OF FOOD PRODUCTS AND BEVERAGES.....	0.231	0.144	0.249	0.248	0.295
MANUFACTURE OF TOBACCO PRODUCTS	0.220	0.371	0.283	0.364	0.215
MANUFACTURE OF TEXTILES	0.056	0.042	0.031	0.035	0.039
MANUFACTURE OF WEARING APPAREL, EXCEPT FUR APPAREL....	0.005	-0.160	-0.040	-0.005	-0.051
TANNING AND DRESSING OF LEATHER; MANUFACTURE OF FOOTWEAR, LUGGAGE AND HANDBAGS	0.200	0.096	0.156	0.085	0.063
MANUFACTURE OF WOOD AND OF PRODUCTS OF WOOD AND CORK, EXCEPT FURNITURE	0.302	0.239	0.178	0.168	0.243
MANUFACTURE OF PAPER, PAPER PRODUCTS AND PRINTING	0.224	0.237	0.234	0.262	0.241
MANUFACTURE OF CHEMICALS AND CHEMICAL PRODUCTS.....	0.177	0.276	0.124	0.193	0.157
MANUFACTURE OF RUBBER AND PLASTIC PRODUCTS.....	0.192	0.186	0.217	0.207	0.242
MANUFACTURE OF OTHER NON-METALLIC MINERAL PRODUCTS ...	0.276	0.273	0.231	0.259	0.237
MANUFACTURE OF BASIC IRON AND STEEL.....	0.165	0.112	0.115	0.156	0.084
MANUFACTURE OF FABRICATED METAL PRODUCTS EXCEPT MACHINERY AND EQUIPMENT	0.196	0.125	0.158	0.148	0.126
MANUFACTURE OF MACHINERY AND EQUIPMENT N.E.C.	0.134	0.129	0.065	0.152	0.229
MANUFACTURE OF MOTOR VEHICLES, TRAILERS & SEMI-TRAILERS	0.159	0.039	0.100	0.195	0.152
MANUFACTURE OF FURNITURE; MANUFACTURING N.E.C.	0.206	0.198	0.141	0.146	0.134
T O T A L	0.199	0.160	0.189	0.206	0.203

* REVISED

The ratio of operating surplus to gross value of production by major industrial groups and for all manufacturing industrial groups combined is presented in Summary Table 3.10. The share of most of the major industrial groups and the overall average exhibited a decline in 1993 E.F.Y. as compared to that of 1992 E.F.Y. The data in this table further indicates that manufacture of wearing apparel industrial group recorded a negative ratio of operating surplus to gross value of production for the whole period under review except in 1989 E.F.Y.

Establishments that were working less than 12 months during the reference period were asked to state their reasons for not being operational during the reference period and these are presented in Summary Table 3.11. It can be observed that among the total establishments operated less than 12 months during the reference period 41.99 percent and 23.38 percent indicated that absence of market demand for their products and shortage of supply of raw materials stood as the first and second highest proportion, respectively.

In a similar way to that of the above question establishments which were not working at full capacity were asked to state their reasons for working below capacity during the reference period and the response is presented in Summary Table 3.12. When examining the first types of major reasons, absence of credit facilities and shortage of supply of raw materials emerged as the first and second major causes for capacity under utilization.

The data in Summary Table 3.13 depict the first major problems faced by establishments at the survey period. As the data in this summary table indicated about 45 percent of the establishments reported that the first major current operating difficulty was absence of market demand for their products, followed by shortage of supply of raw materials which were reported by about 16 percent of the total establishments.

PERCENTAGE DISTRIBUTION OF ESTABLISHMENTS BY FIRST MAJOR REASON FOR NOT BEING FULLY OPERATIONAL
AND INDUSTRIAL GROUP - PUBLIC AND PRIVATE 2000/2001(1993 E.F.Y)

SUMMARY TABLE 3.11

INDUSTRIAL GROUP	TYPE OF REASONS										
	SHORTAGE OF SUPPLY OF RAW MATERIALS	SHORTAGE OF SUPPLY OF SPARE PARTS	LACK OF FOREIGN EXCHANGE	ABSENCE OF MARKET DEMAND	LACK OF WORKING CAPITAL	SHORTAGE OF ELECTRICITY AND WATER SUPPLY	FREQUENT MACHINERY BREAKAGE	OBSTACLES FROM GOV. RULES AND REGULATIONS	OTHERS	NOT STATED	TOTAL
MANUFACTURE OF FOOD PRODUCTS AND BEVERAGES.....	12	2	-	37	2	1	4	-	16	2	76
MANUFACTURE OF TOBACCO PRODUCTS	-	-	-	-	-	-	-	-	-	-	-
MANUFACTURE OF TEXTILES	5	1	-	2	1	-	-	-	1	1	11
MANUFACTURE OF WEARING APPAREL, EXCEPT FUR APPAREL....	1	-	-	2	-	-	-	-	-	-	3
TANNING AND DRESSING OF LEATHER; MANUFACTURE OF FOOTWEAR, LUGGAGE AND HANDBAGS	5	-	-	10	1	-	2	3	-	-	21
MANUFACTURE OF WOOD AND OF PRODUCTS OF WOOD AND CORK, EXCEPT FURNITURE	5	-	-	-	-	-	2	-	-	-	7
MANUFACTURE OF PAPER, PAPER PRODUCTS AND PRINTING	1	-	-	3	-	-	-	2	1	-	7
MANUFACTURE OF CHEMICALS AND CHEMICAL PRODUCTS.....	2	1	-	2	2	-	-	-	-	-	7
MANUFACTURE OF RUBBER AND PLASTIC PRODUCTS.....	2	1	-	1	1	1	-	-	-	-	6
MANUFACTURE OF OTHER NON-METALLIC MINERAL PRODUCTS ...	12	-	-	20	2	2	4	1	6	2	49
MANUFACTURE OF BASIC IRON AND STEEL.....	-	-	-	-	1	-	-	-	1	-	2
MANUFACTURE OF FABRICATED METAL PRODUCTS EXCEPT MACHINERY AND EQUIPMENT	3	-	-	1	1	-	-	1	2	-	8
MANUFACTURE OF MACHINERY AND EQUIPMENT N.E.C.	-	-	-	2	-	-	-	-	-	-	2
MANUFACTURE OF MOTOR VEHICLES, TRAILERS & SEMI-TRAILERS	1	-	-	2	-	-	-	-	-	-	3
MANUFACTURE OF FURNITURE; MANUFACTURING N.E.C.	5	-	1	15	2	2	-	-	4	-	29
T O T A L %	54 23.38	5 2.16	1 .43	97 41.99	13 5.63	6 2.60	12 5.19	7 3.03	31 13.42	5 2.16	231 100.00

PERCENTAGE DISTRIBUTION OF ESTABLISHMENTS BY FIRST REASON FOR NOT WORKING AT FULL CAPACITY
AND INDUSTRIAL GROUP - PUBLIC AND PRIVATE 2000/2001(1993 E.F.Y)

SUMMARY TABLE 3.12

INDUSTRIAL GROUP	TYPE OF REASONS								TOTAL
	SHORTAGE OF SUPPLY OF RAW MATERIALS	SHORTAGE OF SUPPLY OF SPARE PARTS	ABSENCE OF MARKET DEMAND	ABSENCE OF CREDIT FACILITY	SHORTAGE OF FOREIGN EXCHANGE	LACK OF ADEQUATE SKILLS	OTHERS	NOT STATED	
MANUFACTURE OF FOOD PRODUCTS AND BEVERAGES.....	26	6	13	131	7	7	2	28	220
MANUFACTURE OF TOBACCO PRODUCTS	-	-	-	1	-	-	-	-	1
MANUFACTURE OF TEXTILES	12	-	2	8	6	-	-	5	33
MANUFACTURE OF WEARING APPAREL, EXCEPT FUR APPAREL....	5	-	-	10	2	-	-	6	23
TANNING AND DRESSING OF LEATHER; MANUFACTURE OF FOOTWEAR, LUGGAGE AND HANDBAGS	13	-	2	26	1	-	-	7	49
MANUFACTURE OF WOOD AND OF PRODUCTS OF WOOD AND CORK, EXCEPT FURNITURE	9	-	-	2	-	3	-	-	14
MANUFACTURE OF PAPER, PAPER PRODUCTS AND PRINTING	9	5	6	16	2	1	-	2	41
MANUFACTURE OF CHEMICALS AND CHEMICAL PRODUCTS.....	10	1	2	9	3	1	-	8	34
MANUFACTURE OF RUBBER AND PLASTIC PRODUCTS.....	7	-	4	11	1	1	-	4	28
MANUFACTURE OF OTHER NON-METALLIC MINERAL PRODUCTS ...	17	2	1	35	7	12	-	12	86
MANUFACTURE OF BASIC IRON AND STEEL.....	2	-	-	2	3	-	-	3	10
MANUFACTURE OF FABRICATED METAL PRODUCTS EXCEPT MACHINERY AND EQUIPMENT	7	1	5	24	5	1	-	3	46
MANUFACTURE OF MACHINERY AND EQUIPMENT N.E.C.	-	-	1	3	1	-	-	-	5
MANUFACTURE OF MOTOR VEHICLES, TRAILERS & SEMI-TRAILERS	-	-	3	3	-	-	-	2	8
MANUFACTURE OF FURNITURE; MANUFACTURING N.E.C.	22	-	7	59	12	-	-	10	110
T O T A L %	139 19.63	15 2.12	46 6.50	340 48.02	50 7.06	26 3.67	2 .28	90 12.71	708 100.00

PERCENTAGE DISTRIBUTION OF ESTABLISHMENTS BY TYPE OF FIRST MAJOR OPERATIONAL
PROBLEM FACED AND INDUSTRIAL GROUP - PUBLIC AND PRIVATE 2000/2001(1993 E.F.Y)

SUMMARY TABLE 3.13

INDUSTRIAL GROUP	TYPE OF REASONS												
	SHORTAGE OF SUPPLY OF RAW MATERIALS	SHORTAGE OF SUPPLY OF SPARE PARTS	UNABLE TO COMPETE THE MARKET	ABSENCE OF MARKET DEMAND	LACK OF WORKING CAPITAL	FREQUENT MACHINERY FAILURE	LACK OF WORKING PREMISES	PROBLEM WITH EMPLOYEES	GOVERNMENT RULES AND REG- ULATIONS	OTHER PROBLEMS	NO PROBLEM FACED	NOT STATED	TOTAL
MANUFACTURE OF FOOD PRODUCTS AND BEVERAGES.....	21	10	18	128	8	7	5	-	5	5	10	7	224
MANUFACTURE OF TOBACCO PRODUCTS	-	-	-	1	-	-	-	-	-	-	-	-	1
MANUFACTURE OF TEXTILES	7	2	2	10	6	-	-	-	-	2	1	3	33
MANUFACTURE OF WEARING APPAREL, EXCEPT FUR APPAREL....	4	-	-	11	4	-	-	-	-	3	-	2	24
TANNING AND DRESSING OF LEATHER; MANUFACTURE OF FOOTWEAR, LUGGAGE AND HANDBAGS	13	-	4	22	3	1	-	-	4	-	1	4	52
MANUFACTURE OF WOOD AND OF PRODUCTS OF WOOD AND CORK, EXCEPT FURNITURE	11	-	-	2	-	-	-	-	1	-	-	-	14
MANUFACTURE OF PAPER, PAPER PRODUCTS AND PRINTING	11	3	7	14	4	-	1	1	4	1	2	3	51
MANUFACTURE OF CHEMICALS AND CHEMICAL PRODUCTS.....	7	1	2	14	2	-	-	2	-	2	2	4	36
MANUFACTURE OF RUBBER AND PLASTIC PRODUCTS.....	4	-	6	15	-	1	1	-	-	1	-	1	29
MANUFACTURE OF OTHER NON-METALLIC MINERAL PRODUCTS ...	16	2	1	35	5	13	1	-	1	6	4	1	85
MANUFACTURE OF BASIC IRON AND STEEL.....	2	-	1	2	3	-	-	-	1	1	-	-	10
MANUFACTURE OF FABRICATED METAL PRODUCTS EXCEPT MACHINERY AND EQUIPMENT	4	-	8	24	7	2	-	-	-	1	1	3	50
MANUFACTURE OF MACHINERY AND EQUIPMENT N.E.C.	1	-	2	2	2	-	-	-	-	-	1	-	8
MANUFACTURE OF MOTOR VEHICLES, TRAILERS & SEMI-TRAILERS	-	-	3	1	-	-	-	-	-	2	1	1	8
MANUFACTURE OF FURNITURE; MANUFACTURING N.E.C.	20	1	7	54	16	1	3	2	7	-	2	1	114
T O T A L %	121 16.37	19 2.57	61 8.25	335 45.33	60 8.12	25 3.38	11 1.49	5 .68	23 3.11	24 3.25	25 3.38	30 4.06	739 100.00

**FIG.1 GROSS VALUE OF PRODUCTION AT CURRENT
PRICE BY OWNERSHIP**

1996/97 - 2000/2001 (1989 - 1993 E.F.Y.)

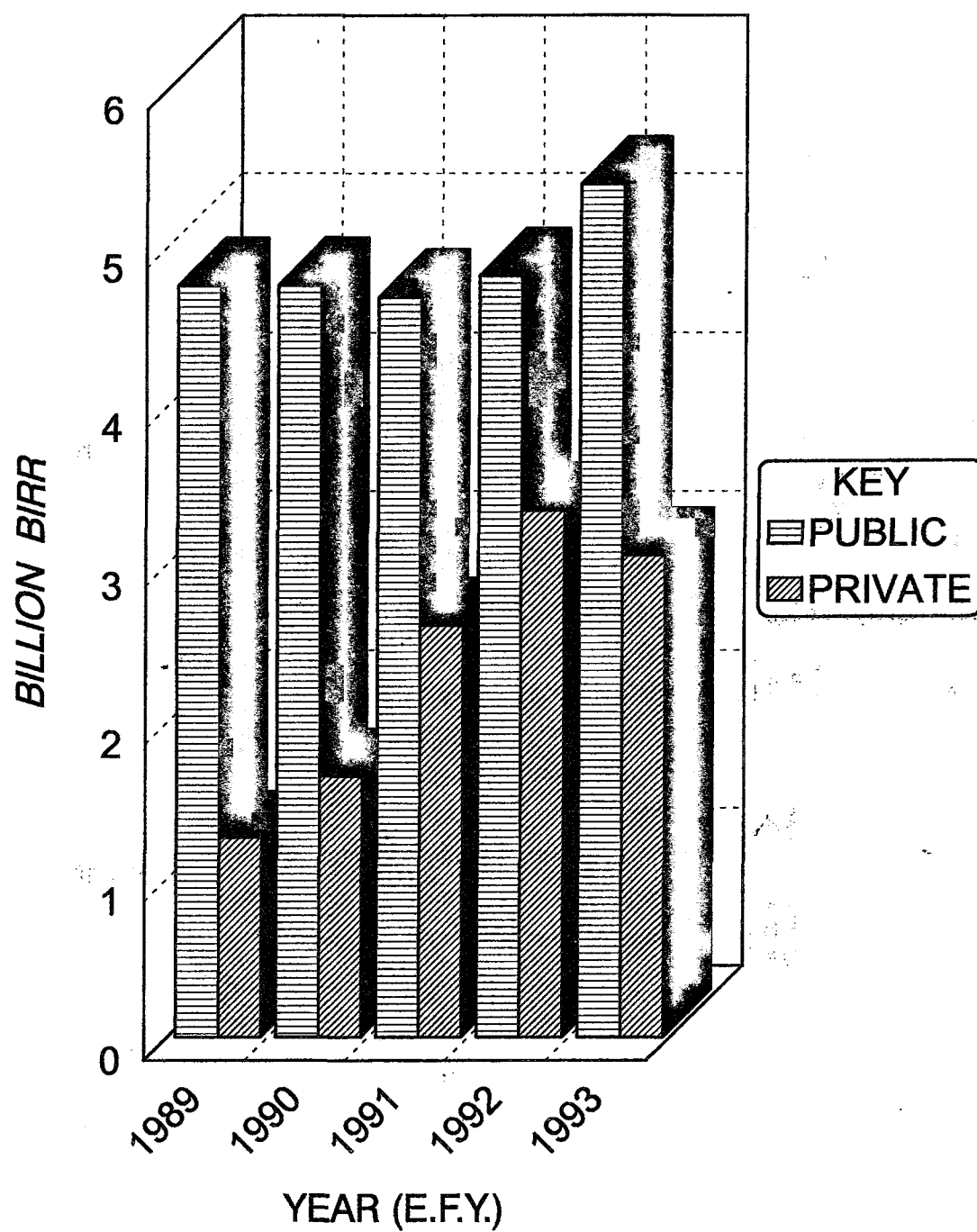
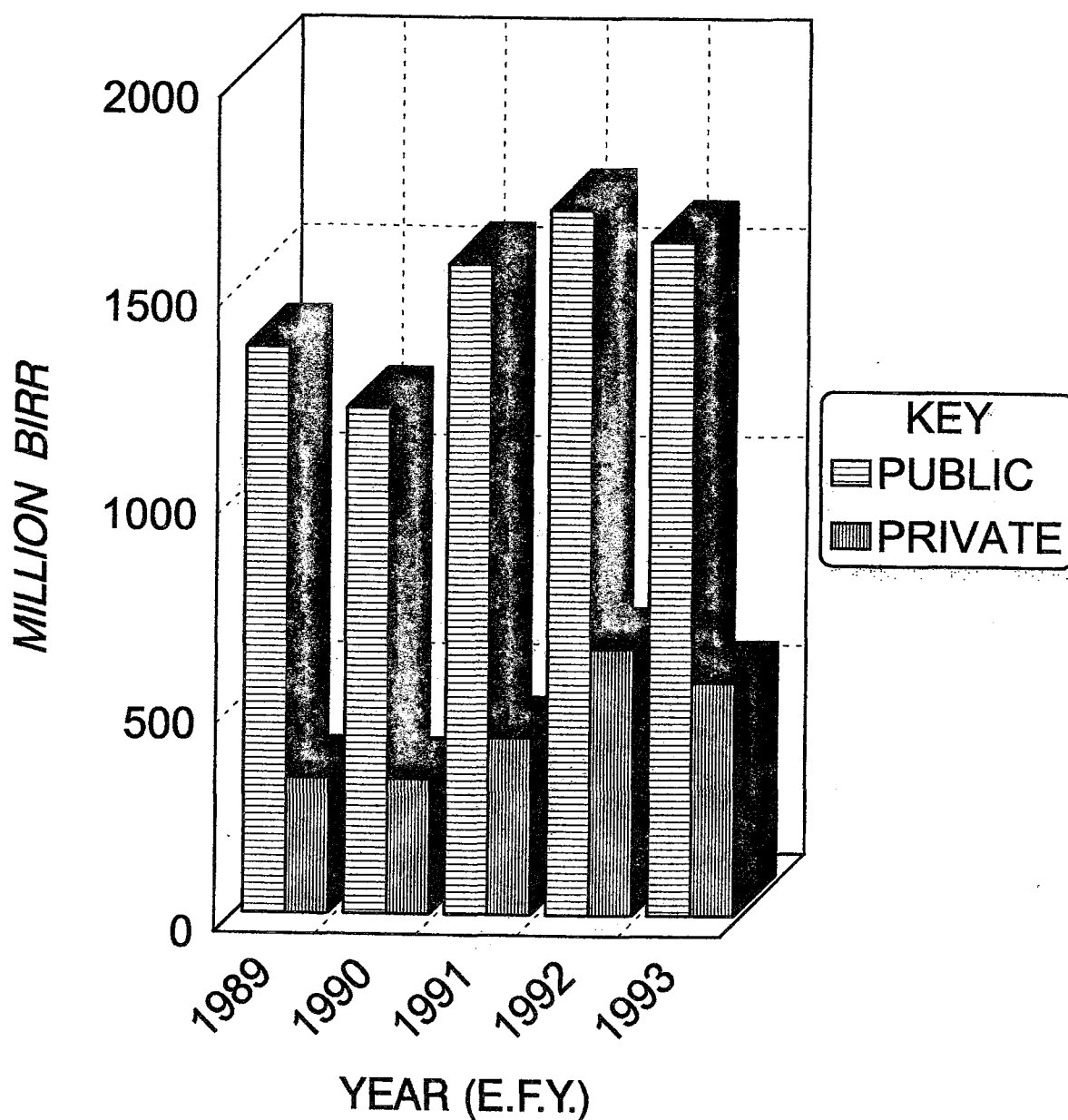


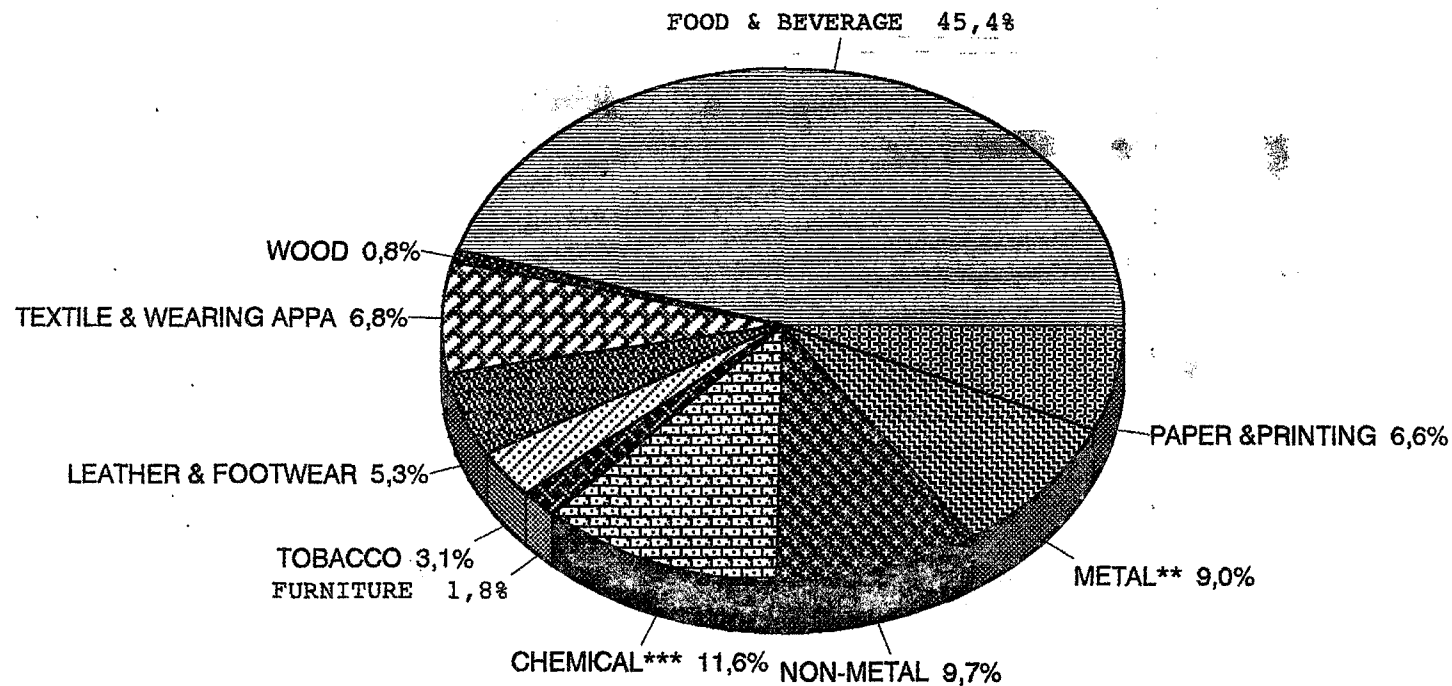
FIG.II - VALUE ADDED* BY OWNERSHIP

1996/97 - 2000/2001(1989 - 1993 E.F.Y.)



* In The National Account Concept at Factor Cost

FIG.III - PERCENTAGE DISTRIBUTION OF VALUE ADDED*
BY INDUSTRIAL GROUP
2000/2001 (1993 E.F.Y.)

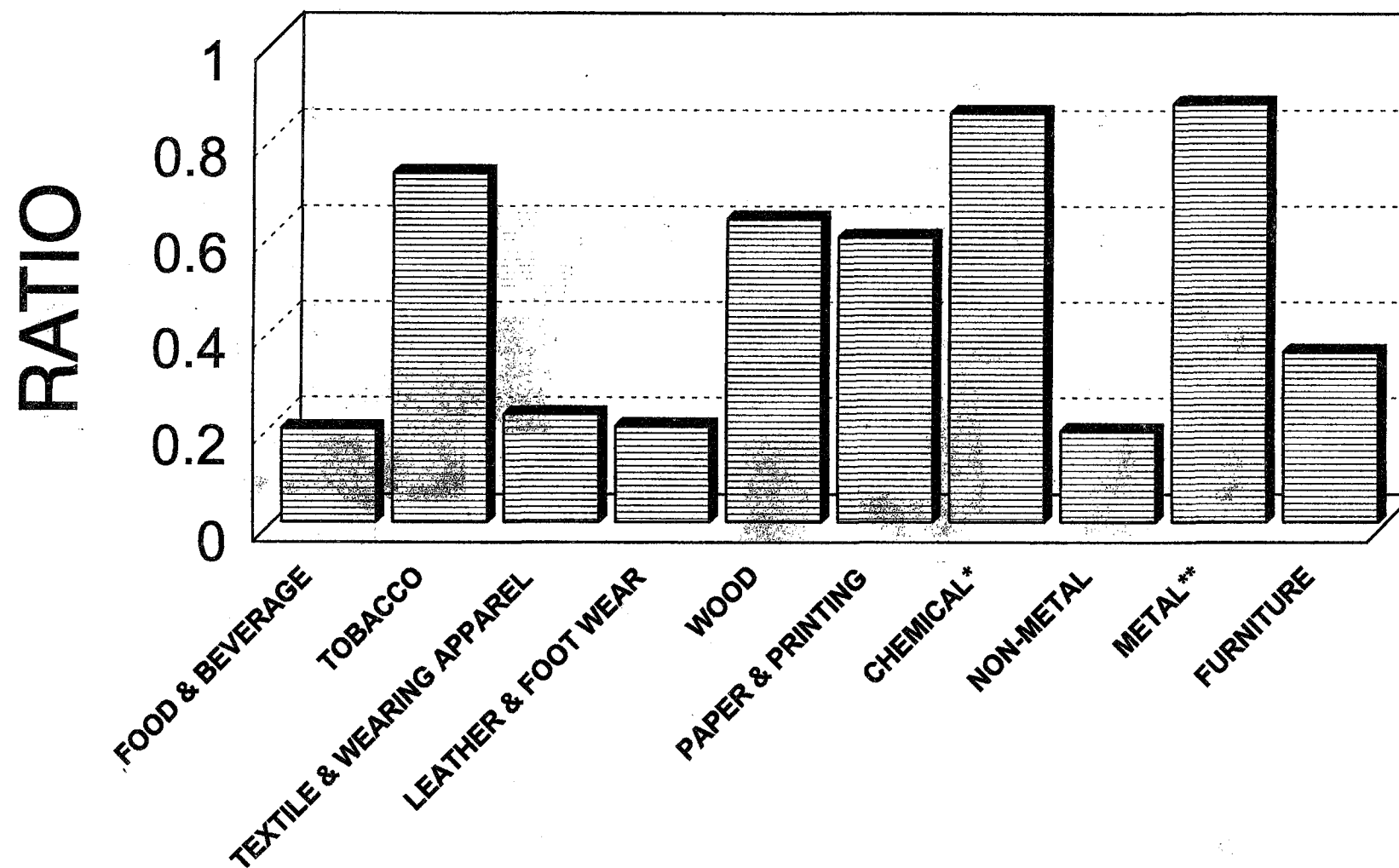


* In The National Account Concept at Factor Cost

** Including Basic Iron, Fabricated Metal, Machinery & Motor Vehicles

*** Includes Rubber & Plastics

FIG. IV - RATIO OF IMPORTED TO TOTAL RAW MATERIAL
COST BY INDUSTRIAL GROUP
2000/2001 (1993 E.F.Y)

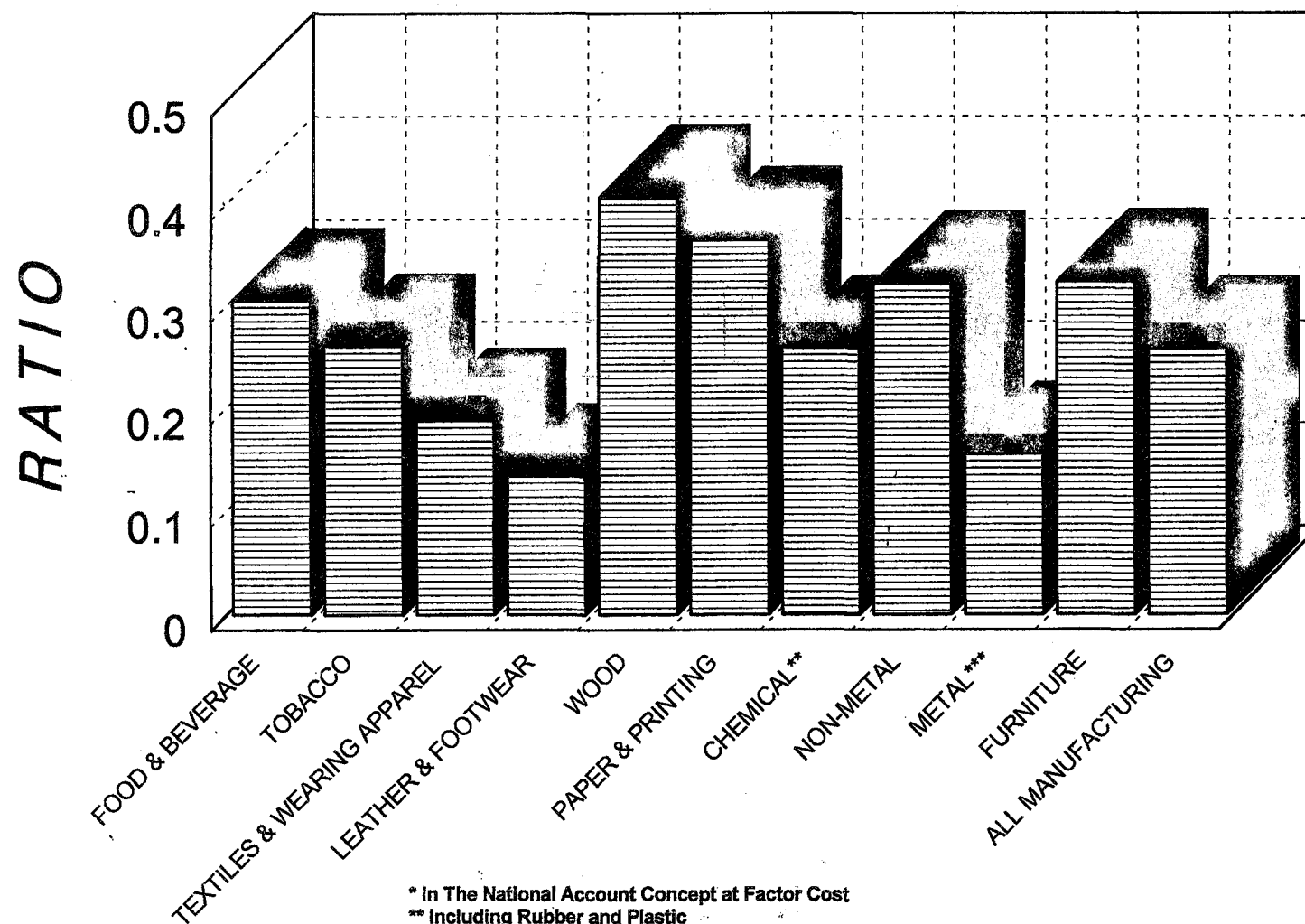


* Including Rubber & Plastics

** Including Basic Iron, Fabricated Metal, Machinery & Motor Vehicles

FIG.V- RATIO OF VALUE ADDED* TO GROSS VALUE OF PRODUCTION

2000/2001 (1993 E.F.Y.)



* In The National Account Concept at Factor Cost

** Including Rubber and Plastic

*** Including Basic Iron, Fabricated metal, Machinery and Motor Vehicles

FIG. VI - INSTALLED GENERATING CAPACITY OF ELECTRICITY

1996/1997 - 2000/2001 (1989 - 1993 E.F.Y.)

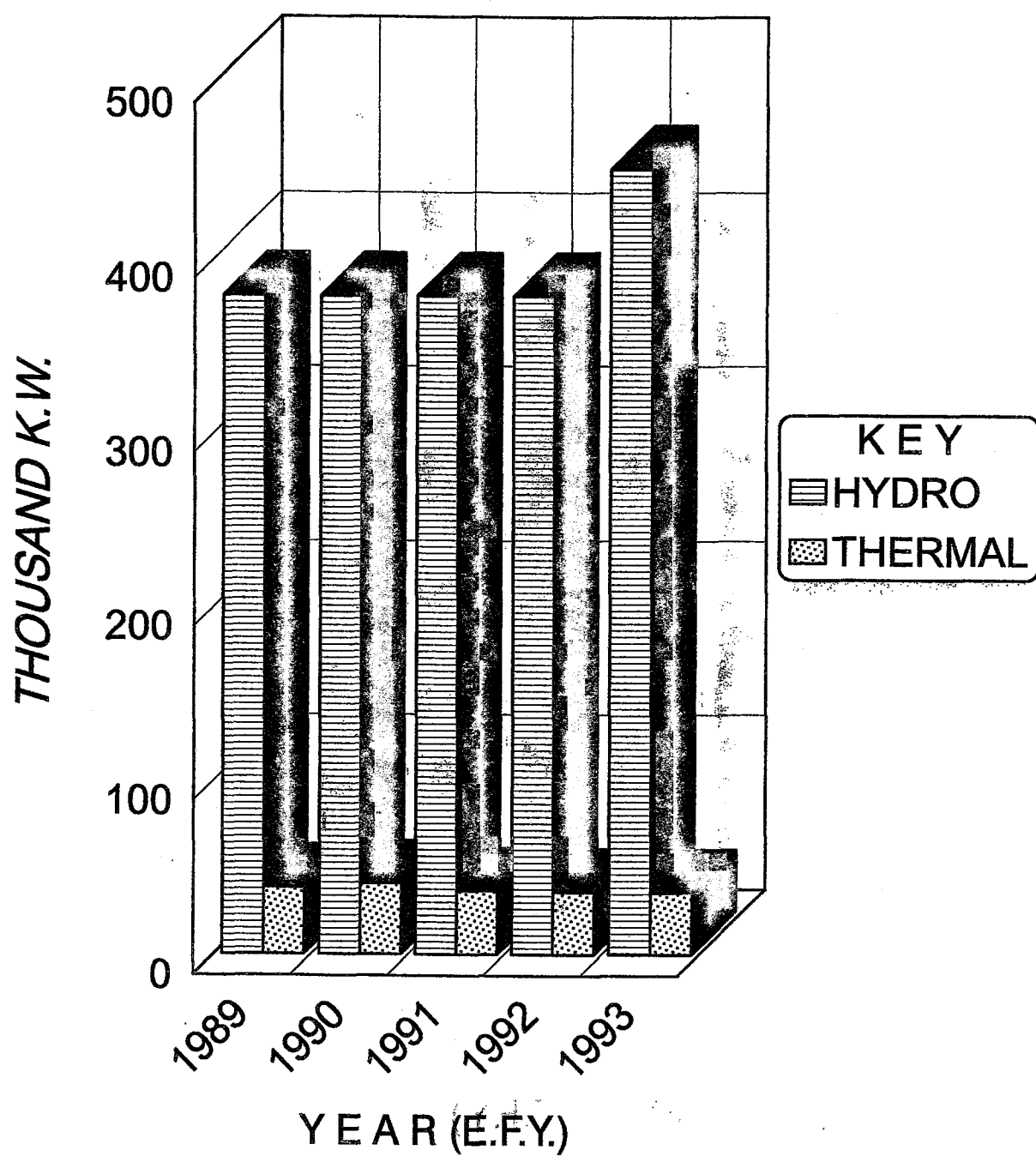
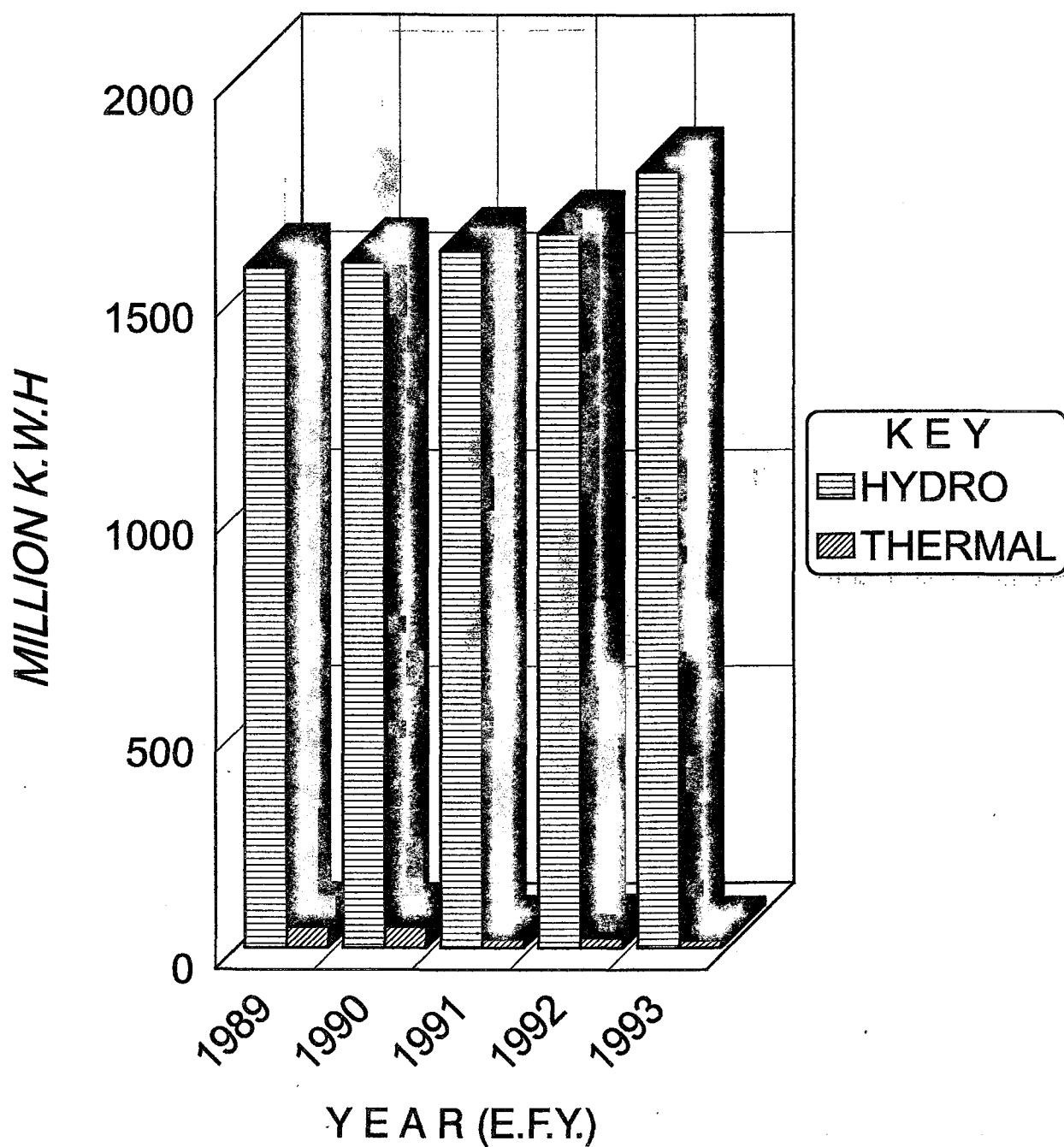


FIG. VII - PRODUCTION OF ELECTRICITY

1996/97 - 2000/2001 (1989 - 1993 E.F.Y.)



PART IV

**STATISTICAL TABLES ON LARGE AND
MEDIUM SCALE MANUFACTURING
INDUSTRIES**

2000/2001 (1993 E.F.Y.)

COVERAGE OF THE SURVEY BY MAJOR INDUSTRIAL GROUP AND OWNERSHIP
2000/2001 (1993 E.F.Y)

TABLE 4.1

I N D U S T R I A L G R O U P	N° OF ESTABLISHMENTS COVERED BY THE REPORT			N° OF ESTABLISHMENTS WITH RESPONSES			PERCENTAGE OF RESPONSES		
	PUBLIC	PRIVATE	TOTAL	PUBLIC	PRIVATE	TOTAL	PUBLIC	PRIVATE	TOTAL
MANUFACTURE OF FOOD PRODUCTS AND BEVERAGES.....	43	208	251	42	192	234	97.67	92.31	93.23
MANUFACTURE OF TOBACCO PRODUCTS	1	-	1	1	-	1	100.00	-	100.00
MANUFACTURE OF TEXTILES	19	16	35	19	16	35	100.00	100.00	100.00
MANUFACTURE OF WEARING APPAREL, EXCEPT FUR APPAREL....	4	20	24	4	20	24	100.00	100.00	100.00
TANNING AND DRESSING OF LEATHER; MANUFACTURE OF FOOTWEAR, LUGGAGE AND HANDBAGS	7	47	54	7	43	50	100.00	91.49	92.59
MANUFACTURE OF WOOD AND OF PRODUCTS OF WOOD AND CORK, EXCEPT FURNITURE	8	6	14	8	5	13	100.00	83.33	92.88
MANUFACTURE OF PAPER, PAPER PRODUCTS AND PRINTING	9	50	59	9	48	57	100.00	96.00	96.61
MANUFACTURE OF CHEMICALS AND CHEMICAL PRODUCTS.....	11	27	38	11	26	37	100.00	96.30	97.37
MANUFACTURE OF RUBBER AND PLASTIC PRODUCTS... ..	4	28	32	4	26	30	100.00	92.86	93.75
MANUFACTURE OF OTHER NON-METALLIC MINERAL PRODUCTS ...	18	69	87	18	68	86	100.00	98.55	98.85
MANUFACTURE OF BASIC IRON AND STEEL.....	2	8	10	2	8	10	100.00	100.00	100.00
MANUFACTURE OF FABRICATED METAL PRODUCTS EXCEPT MACHINERY AND EQUIPMENT	5	48	53	5	44	49	100.00	91.67	92.45
MANUFACTURE OF MACHINERY AND EQUIPMENT N.E.C.	-	8	8	-	8	8	-	100.00	100.00
MANUFACTURE OF MOTOR VEHICLES, TRAILERS & SEMI-TRAILERS	1	8	9	1	6	7	100.00	75.00	77.78
MANUFACTURE OF FURNITURE; MANUFACTURING N.E.C.	7	114	121	7	110	117	100.00	96.49	96.69
T O T A L	139	657	796	138	620	758	99.28	94.37	95.23

COVERAGE OF THE SURVEY BY MAJOR INDUSTRIAL GROUP AND OWNERSHIP
2000/2001 (1993 E.F.Y)

TABLE 4.1 (CONTD.)

INDUSTRIAL GROUP	VALUE ADDED AT FACTOR COST - NATIONAL ACCOUNT CONCEPT (IN '000 BIRR)								
	PUBLIC	PRIVATE	TOTAL	OF WHICH ESTABLISHMENTS WITH RESPONSES			PERCENTAGE OF RESPONSES		
				PUBLIC	PRIVATE	TOTAL	PUBLIC	PRIVATE	TOTAL
MANUFACTURE OF FOOD PRODUCTS AND BEVERAGES.....	999,055	204,404	1,203,459	998,441	184,850	1,183,291	99.94	90.43	98.32
MANUFACTURE OF TOBACCO PRODUCTS	65,358	-	65,358	65,358	-	65,358	100.00	-	100.00
MANUFACTURE OF TEXTILES	94,923	45,859	140,782	94,923	45,859	140,782	100.00	100.00	100.00
MANUFACTURE OF WEARING APPAREL, EXCEPT FUR APPAREL....	5,654	7,959	13,613	5,654	7,959	13,613	100.00	100.00	100.00
TANNING AND DRESSING OF LEATHER; MANUFACTURE OF FOOTWEAR, LUGGAGE AND HANDBAGS	68,308	44,527	112,835	68,308	43,000	111,308	100.00	96.57	98.65
MANUFACTURE OF WOOD AND OF PRODUCTS OF WOOD AND CORK, EXCEPT FURNITURE	15,471	910	16,381	15,471	271	15,742	100.00	29.73	96.10
MANUFACTURE OF PAPER, PAPER PRODUCTS AND PRINTING	100,839	37,664	138,503	100,839	36,150	136,988	100.00	95.98	98.91
MANUFACTURE OF CHEMICALS AND CHEMICAL PRODUCTS.....	69,552	38,483	108,034	69,552	38,367	107,919	100.00	99.70	99.89
MANUFACTURE OF RUBBER AND PLASTIC PRODUCTS.....	92,589	41,995	134,583	92,589	41,334	133,922	100.00	98.43	99.51
MANUFACTURE OF OTHER NON-METALLIC MINERAL PRODUCTS ...	188,557	16,090	204,647	188,557	15,968	204,525	100.00	99.25	99.94
MANUFACTURE OF BASIC IRON AND STEEL.....	24,637	23,505	48,142	24,637	23,505	48,142	100.00	100.00	100.00
MANUFACTURE OF FABRICATED METAL PRODUCTS EXCEPT MACHINERY AND EQUIPMENT	19,534	19,026	38,560	19,534	18,719	38,253	100.00	98.38	99.20
MANUFACTURE OF MACHINERY AND EQUIPMENT N.E.C.	-	2,261	2,261	-	2,261	2,261	-	100.00	100.00
MANUFACTURE OF MOTOR VEHICLES, TRAILERS & SEMI-TRAILERS	47,798	53,451	101,249	47,798	53,341	101,139	100.00	99.80	99.89
MANUFACTURE OF FURNITURE; MANUFACTURING N.E.C.	3,740	34,309	38,049	3,740	33,969	37,710	100.00	99.01	99.11
T O T A L	1,796,014	570,443	2,366,457	1,795,400	545,553	2,340,953	99.97	95.64	98.92

PAID-UP CAPITAL OF REPORTING ESTABLISHMENTS BY SOURCE OF OWNERSHIP AND INDUSTRIAL GROUP
2000/2001(1993 E.F.Y)

TABLE 4.2

INDUSTRIAL GROUP	N° OF ESTABLISHMENTS			PAID-UP CAPITAL(IN '000 BIRR)				
	PUBLIC	PRIVATE	TOTAL	PUBLIC	PRIVATE			TOTAL
					ETHIOPIAN		NON-ETH.	
					MALE	FEM.		
MANUFACTURE OF FOOD PRODUCTS AND BEVERAGES.....	42	202	244	2,855,136	704,746	83,855	392,596	4,036,333
Production, processing and preserving of meat, fruit and vegetables	3	6	9	23,178	33,404	-	131,853	188,435
Manufacture of vegetable and animal oils and fats....	5	21	26	225,583	39,606	309	-	265,498
Manufacture of dairy products	1	1	2	5,591	2,050	6,770	-	14,411
Manufacture of grain mill products	8	46	54	143,061	228,548	48,351	-	419,959
Manufacture of prepared animal feeds	2	1	3	2,894	144	-	-	3,038
Manufacture of bakery products	4	97	101	88,265	62,158	18,051	10	168,485
Manufacture of sugar and sugar confectionery	3	5	8	1,805,547	280	470	-	1,806,297
Manufacture of macaroni and spaghetti.....	3	1	4	90,710	29,100	900	-	120,710
Manufacture of food products n.e.c.	1	8	9	9,015	190,737	2,070	1,169	202,991
Distilling, rectifying and blending of spirits	4	7	11	147	4,854	2,274	-	7,275
Manufacture of wines	2	-	2	30,850	-	-	-	30,850
Manufacture of malt liquors and malt	4	2	6	409,827	-	-	74,522	484,350
Manufacture of soft drinks & production of mineral waters	2	7	9	20,468	113,865	4,660	185,042	324,035
MANUFACTURE OF TOBACCO PRODUCTS	1	-	1	248,626	-	-	-	248,626
Manufacture of tobacco products.....	1	-	1	248,626	-	-	-	248,626
MANUFACTURE OF TEXTILES	18	14	32	583,150	65,100	887	4,041	653,178
Spinning, weaving and finishing of textiles	16	7	23	545,360	62,335	375	1,041	609,111
Manufacture of cordage, rope, twine and netting	2	-	2	37,790	-	-	-	37,790
Knitting mills	-	7	7	-	2,765	512	3,000	6,277
MANUFACTURE OF WEARING APPAREL, EXCEPT FUR APPAREL.....	4	20	24	21,443	25,112	1,626	-	48,181
Manufacture of wearing apparel except fur apparel....	4	20	24	21,443	25,112	1,626	-	48,181
TANNING AND DRESSING OF LEATHER; MANUFACTURE OF FOOTWEAR, LUGGAGE AND HANDBAGS	7	46	53	244,820	323,689	86,959	9,348	664,817
Tanning and dressing of leather, luggage and handbags.	4	13	17	190,606	223,582	17,800	4,163	436,151
Manufacture of footwear.....	3	33	36	54,214	100,107	69,159	5,185	228,665
MANUFACTURE OF WOOD AND OF PRODUCTS OF WOOD AND CORK, EXCEPT FURNITURE	8	6	14	10,555	667	170	25	11,417
Manufacture of wood and of products of wood and cork, except furniture.....	8	6	14	10,555	667	170	25	11,417
MANUFACTURE OF PAPER, PAPER PRODUCTS AND PRINTING	9	50	59	133,296	91,692	18,378	7,886	251,252
Manufacture of paper and paper products.....	2	4	6	3,648	39,854	818	-	44,320
Publishing and printing services.....	7	46	53	129,648	51,838	17,560	7,886	206,932
MANUFACTURE OF CHEMICALS AND CHEMICAL PRODUCTS.....	11	27	38	217,017	100,459	24,745	-	342,222
Manufacture of basic chemicals, except fertilizers and nitrogen compounds.....	4	-	4	180,206	-	-	-	180,206
Manufacture of paints, varnishes and mastics	2	6	8	12,618	43,416	4,796	-	60,831

PAID-UP CAPITAL OF REPORTING ESTABLISHMENTS BY SOURCE OF OWNERSHIP AND INDUSTRIAL GROUP
2000/2001(1993 E.F.Y)

TABLE 4.2 (Contd..)

INDUSTRIAL GROUP	Nº OF ESTABLISHMENTS			PAID-UP	CAPITAL(IN '000 BIRR)			
	PUBLIC	PRIVATE	TOTAL	PUBLIC	PRIVATE		NON-ETH.	TOTAL
					ETHIOPIAN			
					MALE	FEM.		
Manufacture of pharmaceuticals, medicinal chemicals and botanical products.....	1	3	4	12,925	1,500	6,405	-	20,830
Manufacture of soap and detergents cleaning and polishing, perfumes and toilet preparations.....	2	15	17	6,431	45,601	6,249	-	58,281
Manufacture of chemical products n.e.c.	2	3	5	4,837	9,942	7,295	-	22,074
MANUFACTURE OF RUBBER AND PLASTIC PRODUCTS.....	4	27	31	36,969	104,407	21,641	4,083	167,100
Manufacture of rubber products.....	1	3	4	5,900	1,861	1,877	-	9,638
Manufacture of plastic products.....	3	24	27	31,069	102,546	19,764	4,083	157,462
MANUFACTURE OF OTHER NON-METALLIC MINERAL PRODUCTS	18	69	87	416,300	51,138	3,355	72,100	542,893
Manufacture of glass and glass products.....	1	-	1	26,105	-	-	-	26,105
Manufacture of structural clay products	3	5	8	11,707	2,286	50	-	14,043
Manufacture of cement, lime and plaster	5	1	6	278,682	-	120	-	278,802
Manufacture of articles of concrete, cement and plaster	5	56	61	14,385	14,706	3,035	-	32,126
Manufacture of non-metallic mineral products n.e.c....	4	7	11	85,420	34,146	150	72,100	191,816
MANUFACTURE OF BASIC IRON AND STEEL.....	2	8	10	12,335	107,517	12,379	16,344	148,575
Manufacture of basic iron and steel.....	2	8	10	12,335	107,517	12,379	16,344	148,575
MANUFACTURE OF FABRICATED METAL PRODUCTS EXCEPT MACHINERY AND EQUIPMENT	5	47	52	178,033	63,260	16,304	6,988	264,585
Manufacture of structural metal products, tanks, reservoirs and containers of metal	-	23	23	-	13,871	6,519	3,253	23,643
Manufacture of cutlery, hand tools and general hardware	2	6	8	7,043	9,406	2,350	-	18,799
Manufacture of other fabricated metal products	3	18	21	170,990	39,983	7,435	3,735	222,143
MANUFACTURE OF MACHINERY AND EQUIPMENT N.E.C.	-	8	8	-	13,221	379	2,197	15,797
Manufacture of pumps, compressors, taps and valves...	-	-	-	-	-	-	-	-
Manufacture of ovens, furnaces and furnace burners...	-	2	2	-	-	120	-	120
Manufacture of other general purpose machinery.....	-	-	-	-	-	-	-	-
Manufacture of machinery for food and beverage processing	-	5	5	-	12,917	259	2,197	15,373
Manufacture of accumulators, primary cells and and primary batteries	-	1	1	-	304	-	-	304
MANUFACTURE OF MOTOR VEHICLES,TRAILERS & SEMI-TRAILERS.	1	8	9	9,486	15,220	4,340	2,100	31,146
Manufacture of bodies for motor vehicles.....	1	7	8	9,486	8,730	2,200	2,100	22,516
Manufacture of parts and accessories for motor vehicles and their engines.....	-	1	1	-	6,490	2,140	-	8,630
MANUFACTURE OF FURNITURE; MANUFACTURING N.E.C.	6	112	118	29,947	96,998	20,769	2,671	150,386
Manufacture of furniture; manufacturing n.e.c.....	6	112	118	29,947	96,998	20,769	2,671	150,386
T O T A L	136	644	780	4,997,113	1,763,225	295,790	520,379	7,576,508

NUMBER OF REPORTING ESTABLISHMENTS BY SIZE OF PAID-UP CAPITAL AND INDUSTRIAL GROUP - PUBLIC AND PRIVATE
2000/2001 (1993 E.F.Y)

TABLE 4.3

INDUSTRIAL GROUP	PAID-UP CAPITAL IN BIRR						TOTAL ESTAB.
	UPTO 50,000	50,001 - 100,000	100,001- 250,000	250,001- 500,000	500,001- 1,000,000	OVER 1,000,000	
MANUFACTURE OF FOOD PRODUCTS AND BEVERAGES.....	26	16	35	25	21	121	244
Production, processing and preserving of meat, fruit and vegetables	-	-	-	-	-	9	9
Manufacture of vegetable and animal oils and fats....	2	2	7	2	4	9	26
Manufacture of dairy products	-	-	-	-	-	2	2
Manufacture of grain mill products	1	-	-	4	9	40	54
Manufacture of prepared animal feeds	-	-	1	-	1	1	3
Manufacture of bakery products	22	10	20	17	5	27	101
Manufacture of sugar and sugar confectionery	1	2	1	1	-	3	8
Manufacture of macaroni and spaghetti.....	-	-	-	-	-	4	4
Manufacture of food products n.e.c.	-	2	1	-	-	6	9
Distilling, rectifying and blending of spirits	-	-	5	1	2	3	11
Manufacture of wines	-	-	-	-	-	2	2
Manufacture of malt liquors and malt	-	-	-	-	-	6	6
Manufacture of soft drinks & production of mineral waters	-	-	-	-	-	9	9
MANUFACTURE OF TOBACCO PRODUCTS	-	-	-	-	-	1	1
Manufacture of tobacco products.....	-	-	-	-	-	1	1
MANUFACTURE OF TEXTILES	-	1	3	3	3	22	32
Spinning, weaving and finishing of textiles	-	-	1	2	2	18	23
Manufacture of cordage, rope, twine and netting	-	-	-	-	-	2	2
Knitting mills	-	1	2	1	1	2	7
MANUFACTURE OF WEARING APPAREL, EXCEPT FUR APPAREL.....	3	1	4	4	2	10	24
Manufacture of wearing apparel except fur apparel....	3	1	4	4	2	10	24
TANNING AND DRESSING OF LEATHER; MANUFACTURE OF FOOTWEAR, LUGGAGE AND HANDBAGS	-	-	2	1	4	46	53
Tanning and dressing of leather, luggage and handbags.	-	-	-	-	-	17	17
Manufacture of footwear.....	-	-	2	1	4	29	36
MANUFACTURE OF WOOD AND OF PRODUCTS OF WOOD AND CORK, EXCEPT FURNITURE	3	-	4	1	-	6	14
Manufacture of wood and of products of wood and cork, except furniture.....	3	-	4	1	-	6	14
MANUFACTURE OF PAPER, PAPER PRODUCTS AND PRINTING	2	2	12	5	9	29	59
Manufacture of paper and paper products.....	-	-	-	-	-	6	6
Publishing and printing services.....	2	2	12	5	9	23	53
MANUFACTURE OF CHEMICALS AND CHEMICAL PRODUCTS.....	-	-	2	4	9	23	38
Manufacture of basic chemicals, except fertilizers and nitrogen compounds.....	-	-	-	-	-	4	4
Manufacture of paints, varnishes and mastics	-	-	-	1	2	5	8

NUMBER OF REPORTING ESTABLISHMENTS BY SIZE OF PAID-UP CAPITAL AND INDUSTRIAL GROUP - PUBLIC AND PRIVATE
2000/2001 (1993 E.F.Y)

TABLE 4.3 (Contd..)

INDUSTRIAL GROUP	PAID-UP CAPITAL IN BIRR						TOTAL ESTAB.
	UPTO 50,000	50,001 - 100,000	100,001- 250,000	250,001- 500,000	500,001- 1,000,000	OVER 1,000,000	
Manufacture of pharmaceuticals, medicinal chemicals and botanical products.....	-	-	-	-	-	4	4
Manufacture of soap and detergents cleaning and polishing, perfumes and toilet preparations.....	-	-	2	2	6	7	17
Manufacture of chemical products n.e.c.	-	-	-	1	1	3	5
MANUFACTURE OF RUBBER AND PLASTIC PRODCUTS.....	-	-	-	1	4	26	31
Manufacture of rubber products.....	-	-	-	1	1	2	4
Manufacture of plastic products.....	-	-	-	-	3	24	27
MANUFACTURE OF OTHER NON-METALLIC MINERAL PRODUCTS	16	8	22	18	6	17	87
Manufacture of glass and glass products.....	-	-	-	-	-	1	1
Manufacture of structural clay products	2	1	1	1	-	3	8
Manufacture of cement, lime and plaster	-	-	2	1	-	3	6
Manufacture of articles of concrete, cement and plaster	14	7	15	16	5	4	61
Manufacture of non-metallic mineral products n.e.c....	-	-	4	-	1	6	11
MANUFACTURE OF BASIC IRON AND STEEL.....	-	-	-	1	-	9	10
Manufacture of basic iron and steel.....	-	-	-	1	-	9	10
MANUFACTURE OF FABRICATED METAL PRODUCTS EXCEPT MACHINERY AND EQUIPMENT	5	3	8	7	7	22	52
Manufacture of structural metal products, tanks, reservoirs and containers of metal	2	2	5	3	5	6	23
Manufacture of cutlery, hand tools and general hardware	1	-	-	1	-	6	8
Manufacture of other fabricated metal products	2	1	3	3	2	10	21
MANUFACTURE OF MACHINERY AND EQUIPMENT N.E.C.	1	-	1	2	1	3	8
Manufacture of pumps, compressors, taps and valves...	-	-	-	-	-	-	-
Manufacture of ovens, furnaces and furnace burners...	1	-	1	-	-	-	2
Manufacture of other general purpose machinery.....	-	-	-	-	-	-	-
Manufacture of machinery for food and beverage processing	-	-	-	1	1	3	5
Manufacture of accumulators, primary cells and and primary batteries	-	-	-	1	-	-	1
MANUFACTURE OF MOTOR VEHICLES, TRAILERS & SEMI-TRAILERS.	-	-	-	-	2	7	9
Manufacture of bodies for motor vehicles.....	-	-	-	-	2	6	8
Manufacture of parts and accessories for motor vehicles and their engines.....	-	-	-	-	-	1	1
MANUFACTURE OF FURNITURE; MANUFACTURING N.E.C.	18	14	27	22	13	24	118
Manufacture of furniture; manufacturing n.e.c.....	18	14	27	22	13	24	118
T O T A L	74	45	120	94	81	366	780

NUMBER OF REPORTING ESTABLISHMENTS BY SIZE OF PAID-UP CAPITAL AND INDUSTRIAL GROUP - PUBLIC
2000/2001 (1993 E.F.Y)

TABLE 4.4

INDUSTRIAL GROUP	PAID-UP CAPITAL IN BIRR						TOTAL ESTAB.
	UPTO 50,000	50,001 - 100,000	100,001 - 250,000	250,001 - 500,000	500,001 - 1,000,000	OVER 1,000,000	
MANUFACTURE OF FOOD PRODUCTS AND BEVERAGES.....	-	-	4	-	1	37	42
Production, processing and preserving of meat, fruit and vegetables	-	-	-	-	-	3	3
Manufacture of vegetable and animal oils and fats....	-	-	-	-	-	5	5
Manufacture of dairy products	-	-	-	-	-	1	1
Manufacture of grain mill products	-	-	-	-	-	8	8
Manufacture of prepared animal feeds	-	-	-	-	1	1	2
Manufacture of bakery products	-	-	-	-	-	4	4
Manufacture of sugar and sugar confectionery	-	-	-	-	-	3	3
Manufacture of macaroni and spaghetti.....	-	-	-	-	-	3	3
Manufacture of food products n.e.c.	-	-	-	-	-	1	1
Distilling, rectifying and blending of spirits	-	-	4	-	-	-	4
Manufacture of wines	-	-	-	-	-	2	2
Manufacture of malt liquors and malt	-	-	-	-	-	4	4
Manufacture of soft drinks & production of mineral waters	-	-	-	-	-	2	2
MANUFACTURE OF TOBACCO PRODUCTS	-	-	-	-	-	1	1
Manufacture of tobacco products.....	-	-	-	-	-	1	1
MANUFACTURE OF TEXTILES	-	-	-	1	1	16	18
Spinning, weaving and finishing of textiles	-	-	-	1	1	14	16
Manufacture of cordage, rope, twine and netting	-	-	-	-	-	2	2
Knitting mills	-	-	-	-	-	-	-
MANUFACTURE OF WEARING APPAREL, EXCEPT FUR APPAREL.....	-	-	-	-	-	4	4
Manufacture of wearing apparel except fur apparel....	-	-	-	-	-	4	4
TANNING AND DRESSING OF LEATHER; MANUFACTURE OF FOOTWEAR, LUGGAGE AND HANDBAGS	-	-	-	-	-	7	7
Tanning and dressing of leather, luggage and handbags.	-	-	-	-	-	4	4
Manufacture of footwear.....	-	-	-	-	-	3	3
MANUFACTURE OF WOOD AND OF PRODUCTS OF WOOD AND CORK, EXCEPT FURNITURE	-	-	2	-	-	6	8
Manufacture of wood and of products of wood and cork, except furniture.....	-	-	2	-	-	6	8
MANUFACTURE OF PAPER, PAPER PRODUCTS AND PRINTING	-	-	1	-	-	8	9
Manufacture of paper and paper products.....	-	-	-	-	-	2	2
Publishing and printing services.....	-	-	1	-	-	6	7
MANUFACTURE OF CHEMICALS AND CHEMICAL PRODUCTS.....	-	-	-	-	2	9	11
Manufacture of basic chemicals, except fertilizers and nitrogen compounds.....	-	-	-	-	-	4	4
Manufacture of paints, varnishes and mastics	-	-	-	-	1	1	2

NUMBER OF REPORTING ESTABLISHMENTS BY SIZE OF PAID-UP CAPITAL AND INDUSTRIAL GROUP - PUBLIC
2000/2001 (1993 E.F.Y)

TABLE 4.4 (Contd..)

INDUSTRIAL GROUP	PAID-UP CAPITAL IN BIRR						TOTAL ESTAB.
	UPTO 50,000	50,001 - 100,000	100,001- 250,000	250,001- 500,000	500,001- 1,000,000	OVER 1,000,000	
Manufacture of pharmaceuticals, medicinal chemicals and botanical products.....	-	-	-	-	-	1	1
Manufacture of soap and detergents cleaning and polishing, perfumes and toilet preparations.....	-	-	-	-	1	1	2
Manufacture of chemical products n.e.c.	-	-	-	-	-	2	2
MANUFACTURE OF RUBBER AND PLASTIC PRODUCTS.....	-	-	-	-	-	4	4
Manufacture of rubber products.....	-	-	-	-	-	1	1
Manufacture of plastic products.....	-	-	-	-	-	3	3
MANUFACTURE OF OTHER NON-METALLIC MINERAL PRODUCTS	-	1	1	3	1	12	18
Manufacture of glass and glass products.....	-	-	-	-	-	1	1
Manufacture of structural clay products	-	-	-	1	-	2	3
Manufacture of cement, lime and plaster	-	-	1	1	-	3	5
Manufacture of articles of concrete, cement and plaster	-	1	-	1	-	3	5
Manufacture of non-metallic mineral products n.e.c....	-	-	-	-	1	3	4
MANUFACTURE OF BASIC IRON AND STEEL.....	-	-	-	-	-	2	2
Manufacture of basic iron and steel.....	-	-	-	-	-	2	2
MANUFACTURE OF FABRICATED METAL PRODUCTS EXCEPT MACHINERY AND EQUIPMENT	-	-	-	-	-	5	5
Manufacture of structural metal products, tanks, reservoirs and containers of metal	-	-	-	-	-	-	-
Manufacture of cutlery, hand tools and general hardware	-	-	-	-	-	2	2
Manufacture of other fabricated metal products	-	-	-	-	-	3	3
MANUFACTURE OF MACHINERY AND EQUIPMENT N.E.C.	-	-	-	-	-	-	-
Manufacture of pumps, compressors, taps and valves...	-	-	-	-	-	-	-
Manufacture of ovens, furnaces and furnace burners...	-	-	-	-	-	-	-
Manufacture of other general purpose machinery.....	-	-	-	-	-	-	-
Manufacture of machinery for food and beverage processing	-	-	-	-	-	-	-
Manufacture of accumulators, primary cells and and primary batteries	-	-	-	-	-	-	-
MANUFACTURE OF MOTOR VEHICLES, TRAILERS & SEMI-TRAILERS.	-	-	-	-	-	1	1
Manufacture of bodies for motor vehicles.....	-	-	-	-	-	1	1
Manufacture of parts and accessories for motor vehicles and their engines.....	-	-	-	-	-	-	-
MANUFACTURE OF FURNITURE; MANUFACTURING N.E.C.	-	-	-	3	-	3	6
Manufacture of furniture; manufacturing n.e.c.....	-	-	-	3	-	3	6
T O T A L	-	1	8	7	5	115	136

NUMBER OF REPORTING ESTABLISHMENTS BY SIZE OF PAID-UP CAPITAL AND INDUSTRIAL GROUP - PRIVATE
2000/2001 (1993 E.F.Y)

TABLE 4.5

INDUSTRIAL GROUP	PAID-UP CAPITAL IN BIRR						TOTAL ESTAB.
	UPTO 50,000	50,001 - 100,000	100,001- 250,000	250,001- 500,000	500,001- 1,000,000	OVER 1,000,000	
MANUFACTURE OF FOOD PRODUCTS AND BEVERAGES.....	26	16	31	25	20	84	202
Production, processing and preserving of meat, fruit and vegetables	-	-	-	-	-	6	6
Manufacture of vegetable and animal oils and fats....	2	2	7	2	4	4	21
Manufacture of dairy products	-	-	-	-	-	1	1
Manufacture of grain mill products	1	-	-	4	9	32	46
Manufacture of prepared animal feeds	-	-	1	-	-	-	1
Manufacture of bakery products	22	10	20	17	5	23	97
Manufacture of sugar and sugar confectionery	1	2	1	1	-	-	5
Manufacture of macaroni and spaghetti	-	-	-	-	-	1	1
Manufacture of food products n.e.c.	-	2	1	-	-	5	8
Distilling, rectifying and blending of spirits	-	-	1	1	2	3	7
Manufacture of wines	-	-	-	-	-	-	-
Manufacture of malt liquors and malt	-	-	-	-	-	2	2
Manufacture of soft drinks & production of mineral waters	-	-	-	-	-	7	7
MANUFACTURE OF TOBACCO PRODUCTS	-	-	-	-	-	-	-
Manufacture of tobacco products.....	-	-	-	-	-	-	-
MANUFACTURE OF TEXTILES	-	1	3	2	2	6	14
Spinning, weaving and finishing of textiles	-	-	1	1	1	4	7
Manufacture of cordage, rope, twine and netting	-	-	-	-	-	-	-
Knitting mills	-	1	2	1	1	2	7
MANUFACTURE OF WEARING APPAREL, EXCEPT FUR APPAREL.....	3	1	4	4	2	6	20
Manufacture of wearing apparel except fur apparel....	3	1	4	4	2	6	20
TANNING AND DRESSING OF LEATHER; MANUFACTURE OF FOOTWEAR, LUGGAGE AND HANDBAGS	-	-	2	1	4	39	46
Tanning and dressing of leather, luggage and handbags.	-	-	-	-	-	13	13
Manufacture of footwear.....	-	-	2	1	4	26	33
MANUFACTURE OF WOOD AND OF PRODUCTS OF WOOD AND CORK, EXCEPT FURNITURE	3	-	2	1	-	-	6
Manufacture of wood and of products of wood and cork, except furniture.....	3	-	2	1	-	-	6
MANUFACTURE OF PAPER, PAPER PRODUCTS AND PRINTING	2	2	11	5	9	21	50
Manufacture of paper and paper products.....	-	-	-	-	-	4	4
Publishing and printing services.....	2	2	11	5	9	17	46
MANUFACTURE OF CHEMICALS AND CHEMICAL PRODUCTS.....	-	-	2	4	7	14	27
Manufacture of basic chemicals, except fertilizers and nitrogen compounds.....	-	-	-	-	-	-	-
Manufacture of paints, varnishes and mastics	-	-	-	1	1	4	6

NUMBER OF REPORTING ESTABLISHMENTS BY SIZE OF PAID-UP CAPITAL AND INDUSTRIAL GROUP - PRIVATE
2000/2001 (1993 E.F.Y)

TABLE 4.5 (Contd..)

INDUSTRIAL GROUP	PAID-UP CAPITAL IN BIRR						TOTAL ESTAB.
	UPTO 50,000	50,001 - 100,000	100,001- 250,000	250,001- 500,000	500,001- 1,000,000	OVER 1,000,000	
Manufacture of pharmaceuticals, medicinal chemicals and botanical products.....	-	-	-	-	-	3	3
Manufacture of soap and detergents cleaning and polishing, perfumes and toilet preparations.....	-	-	2	2	5	6	15
Manufacture of chemical products n.e.c.	-	-	-	1	1	1	3
MANUFACTURE OF RUBBER AND PLASTIC PRODUCTS.....	-	-	-	1	4	22	27
Manufacture of rubber products.....	-	-	-	1	1	1	3
Manufacture of plastic products.....	-	-	-	-	3	21	24
MANUFACTURE OF OTHER NON-METALLIC MINERAL PRODUCTS	16	7	21	15	5	5	69
Manufacture of glass and glass products.....	-	-	-	-	-	-	-
Manufacture of structural clay products	2	1	1	-	-	1	5
Manufacture of cement, lime and plaster	-	-	1	-	-	-	1
Manufacture of articles of concrete, cement and plaster	14	6	15	15	5	1	56
Manufacture of non-metallic mineral products n.e.c....	-	-	4	-	-	3	7
MANUFACTURE OF BASIC IRON AND STEEL.....	-	-	-	1	-	7	8
Manufacture of basic iron and steel.....	-	-	-	1	-	7	8
MANUFACTURE OF FABRICATED METAL PRODUCTS EXCEPT MACHINERY AND EQUIPMENT	5	3	8	7	7	17	47
Manufacture of structural metal products, tanks, reservoirs and containers of metal	2	2	5	3	5	6	23
Manufacture of cutlery, hand tools and general hardware	1	-	-	1	-	4	6
Manufacture of other fabricated metal products	2	1	3	3	2	7	18
MANUFACTURE OF MACHINERY AND EQUIPMENT N.E.C.	1	-	1	2	1	3	8
Manufacture of pumps, compressors, taps and valves...	-	-	-	-	-	-	-
Manufacture of ovens, furnaces and furnace burners...	1	-	1	-	-	-	2
Manufacture of other general purpose machinery.....	-	-	-	-	-	-	-
Manufacture of machinery for food and beverage processing	-	-	-	1	1	3	5
Manufacture of accumulators, primary cells and and primary batteries	-	-	-	1	-	-	1
MANUFACTURE OF MOTOR VEHICLES, TRAILERS & SEMI-TRAILERS.	-	-	-	-	2	6	8
Manufacture of bodies for motor vehicles.....	-	-	-	-	2	5	7
Manufacture of parts and accessories for motor vehicles and their engines.....	-	-	-	-	-	1	1
MANUFACTURE OF FURNITURE; MANUFACTURING N.E.C.	18	14	27	19	13	21	112
Manufacture of furniture; manufacturing n.e.c.....	18	14	27	19	13	21	112
T O T A L	74	44	112	87	76	251	644

NUMBER OF ESTABLISHMENTS BY INDUSTRIAL GROUP AND FORM OF OWNERSHIP
2000/2001 (1993 E.F.Y)

TABLE 4.6

INDUSTRIAL GROUP	FORM OF OWNERSHIP							TOTAL ESTAB.
	PUBLIC	INDIVIDUAL OWNERSHIP	PARTNER-SHIP	SHARE COMPANY	PRIVATE LIMITED COMPANY	CO-OPERATIVES	OTHERS	
MANUFACTURE OF FOOD PRODUCTS AND BEVERAGES.....	43	134	17	1	52	1	3	251
Production, processing and preserving of meat, fruit and vegetables	3	3	-	-	3	-	-	9
Manufacture of vegetable and animal oils and fats....	5	19	1	-	2	-	-	27
Manufacture of dairy products	1	-	-	-	1	-	-	2
Manufacture of grain mill products	8	26	7	-	14	-	-	55
Manufacture of prepared animal feeds	2	1	-	-	-	-	-	3
Manufacture of bakery products	5	71	6	-	19	1	2	104
Manufacture of sugar and sugar confectionery	3	5	-	-	-	-	-	8
Manufacture of macaroni and spaghetti.....	3	-	-	-	1	-	-	4
Manufacture of food products n.e.c.	1	4	-	-	4	-	-	9
Distilling, rectifying and blending of spirits	4	3	-	-	4	-	-	11
Manufacture of wines	2	-	-	-	-	-	-	2
Manufacture of malt liquors and malt	4	1	-	-	1	-	1	7
Manufacture of soft drinks & production of mineral waters	2	1	3	1	3	-	-	10
MANUFACTURE OF TOBACCO PRODUCTS	1	-	-	-	-	-	-	1
Manufacture of tobacco products.....	1	-	-	-	-	-	-	1
MANUFACTURE OF TEXTILES	19	7	1	1	7	-	-	35
Spinning, weaving and finishing of textiles	17	3	1	1	4	-	-	26
Manufacture of cordage, rope, twine and netting	2	-	-	-	-	-	-	2
Knitting mills	-	4	-	-	3	-	-	7
MANUFACTURE OF WEARING APPAREL, EXCEPT FUR APPAREL....	4	8	1	2	7	1	1	24
Manufacture of wearing apparel except fur apparel....	4	8	1	2	7	1	1	24
TANNING AND DRESSING OF LEATHER; MANUFACTURE OF FOOTWEAR, LUGGAGE AND HANDBAGS	7	11	3	2	31	-	-	54
Tanning and dressing of leather, luggage and handbags.	4	1	-	-	12	-	-	17
Manufacture of footwear.....	3	10	3	2	19	-	-	37
MANUFACTURE OF WOOD AND OF PRODUCTS OF WOOD AND CORK, EXCEPT FURNITURE	8	2	3	-	1	-	-	14
Manufacture of wood and of products of wood and cork, except furniture.....	8	2	3	-	1	-	-	14
MANUFACTURE OF PAPER, PAPER PRODUCTS AND PRINTING	9	20	3	4	20	-	3	59
Manufacture of paper and paper products.....	2	2	2	-	-	-	-	6
Publishing and printing services.....	7	18	1	4	20	-	3	53
MANUFACTURE OF CHEMICALS AND CHEMICAL PRODUCTS.....	11	5	3	3	16	-	-	38
Manufacture of basic chemicals, except fertilizers and nitrogen compounds.....	4	-	-	-	-	-	-	4
Manufacture of paints, varnishes and mastics	2	-	1	-	5	-	-	8

NUMBER OF ESTABLISHMENTS BY INDUSTRIAL GROUP AND FORM OF OWNERSHIP
2000/2001 (1993 E.F.Y)

TABLE 4.6 (Contd..)

INDUSTRIAL GROUP	FORM OF OWNERSHIP							TOTAL ESTAB.
	PUBLIC	INDIVIDUAL OWNERSHIP	PARTNER-SHIP	SHARE COMPANY	PRIVATE LIMITED COMPANY	CO-OPERATIVES	OTHERS	
Manufacture of pharmaceuticals, medicinal chemicals and botanical products.....	1	1	1	1	-	-	-	4
Manufacture of soap and detergents cleaning and polishing, perfumes and toilet preparations.....	2	4	1	2	8	-	-	17
Manufacture of chemical products n.e.c.	2	-	-	-	3	-	-	5
MANUFACTURE OF RUBBER AND PLASTIC PRODUCTS.....	4	6	4	5	12	1	-	32
Manufacture of rubber products.....	1	1	1	2	-	-	-	5
Manufacture of plastic products.....	3	5	3	3	12	1	-	27
MANUFACTURE OF OTHER NON-METALLIC MINERAL PRODUCTS	18	54	5	3	4	2	1	87
Manufacture of glass and glass products.....	1	-	-	-	-	-	-	1
Manufacture of structural clay products	3	4	1	-	-	-	-	8
Manufacture of cement, lime and plaster	5	1	-	-	-	-	-	6
Manufacture of articles of concrete, cement and plaster	5	44	4	2	3	2	1	61
Manufacture of non-metallic mineral products n.e.c....	4	5	-	1	1	-	-	11
MANUFACTURE OF BASIC IRON AND STEEL.....	2	2	1	-	5	-	-	10
Manufacture of basic iron and steel.....	2	2	1	-	5	-	-	10
MANUFACTURE OF FABRICATED METAL PRODUCTS EXCEPT MACHINERY AND EQUIPMENT	5	24	2	4	16	2	-	53
Manufacture of structural metal products, tanks, reservoirs and containers of metal	-	14	1	2	4	2	-	23
Manufacture of cutlery, hand tools and general hardware	2	2	1	-	4	-	-	9
Manufacture of other fabricated metal products	3	8	-	2	8	-	-	21
MANUFACTURE OF MACHINERY AND EQUIPMENT N.E.C.	-	5	-	-	3	-	-	8
Manufacture of pumps, compressors, taps and valves...	-	-	-	-	-	-	-	-
Manufacture of ovens, furnaces and furnace burners...	-	1	-	-	1	-	-	2
Manufacture of other general purpose machinery.....	-	-	-	-	-	-	-	-
Manufacture of machinery for food and beverage processing	-	3	-	-	2	-	-	5
Manufacture of accumulators, primary cells and and primary batteries	-	1	-	-	-	-	-	1
MANUFACTURE OF MOTOR VEHICLES, TRAILERS & SEMI-TRAILERS.	1	3	1	1	3	-	-	9
Manufacture of bodies for motor vehicles.....	1	3	1	1	2	-	-	8
Manufacture of parts and accessories for motor vehicles and their engines.....	-	-	-	-	1	-	-	1
MANUFACTURE OF FURNITURE; MANUFACTURING N.E.C.	7	72	9	1	20	9	3	121
Manufacture of furniture; manufacturing n.e.c.....	7	72	9	1	20	9	3	121
T O T A L	139	353	53	27	197	16	11	796

NUMBER OF OWNERS OF PRIVATE ESTABLISHMENTS BY FORM OF OWNERSHIP, SEX AND INDUSTRIAL GROUP
2000/2001 (1993 E.F.Y)

TABLE 4.7

INDUSTRIAL GROUP	FORM OF OWNERSHIP AND SEX													
	INDIVIDUAL OWNERSHIP		PARTNER-SHIP		SHARE COMPANY		PRIVATE LIMITED COMPANY		CO-OPERATIVES		OTHERS		TOTAL ESTAB.	
	MALE	FEMALE	MALE	FEMALE	MALE	FEMALE	MALE	FEMALE	MALE	FEMALE	MALE	FEMALE	MALE	FEMALE
MANUFACTURE OF FOOD PRODUCTS AND BEVERAGES.....	107	41	42	32	4	1	97	65	-	-	-	-	250	139
Production, processing and preserving of meat, fruit and vegetables	1	10	-	-	-	-	3	-	-	-	-	-	4	10
Manufacture of vegetable and animal oils and fats....	17	2	1	1	-	-	1	20	-	-	-	-	19	23
Manufacture of dairy products	-	-	-	-	-	-	1	1	-	-	-	-	1	1
Manufacture of grain mill products	21	5	12	11	-	-	35	18	-	-	-	-	68	34
Manufacture of prepared animal feeds	1	-	-	-	-	-	-	-	-	-	-	-	1	-
Manufacture of bakery products	57	23	19	19	-	-	30	18	-	-	-	-	106	60
Manufacture of sugar and sugar confectionery	3	1	-	-	-	-	-	-	-	-	-	-	3	1
Manufacture of macaroni and spaghetti.....	-	-	-	-	-	-	1	1	-	-	-	-	1	1
Manufacture of food products n.e.c.	3	-	-	-	-	-	7	2	-	-	-	-	10	2
Distilling, rectifying and blending of spirits	3	-	-	-	-	-	7	4	-	-	-	-	10	4
Manufacture of wines	-	-	-	-	-	-	-	-	-	-	-	-	-	-
Manufacture of malt liquors and malt	-	-	-	-	-	-	1	1	-	-	-	-	1	1
Manufacture of soft drinks & production of mineral waters	1	-	10	1	4	1	11	-	-	-	-	-	26	2
MANUFACTURE OF TOBACCO PRODUCTS	-	-	-	-	-	-	-	-	-	-	-	-	-	-
Manufacture of tobacco products.....	-	-	-	-	-	-	-	-	-	-	-	-	-	-
MANUFACTURE OF TEXTILES	5	2	1	2	-	-	6	5	-	-	-	-	12	9
Spinning, weaving and finishing of textiles	1	2	1	2	-	-	-	3	-	-	-	-	2	7
Manufacture of cordage, rope, twine and netting	-	-	-	-	-	-	-	-	-	-	-	-	-	-
Knitting mills	4	-	-	-	-	-	6	2	-	-	-	-	10	2
MANUFACTURE OF WEARING APPAREL, EXCEPT FUR APPAREL.....	4	1	2	-	1	1	10	9	48	2	-	-	65	13
Manufacture of wearing apparel except fur apparel....	4	1	2	-	1	1	10	9	48	2	-	-	65	13
TANNING AND DRESSING OF LEATHER; MANUFACTURE OF FOOTWEAR, LUGGAGE AND HANDBAGS	9	2	5	5	8	1	58	47	-	-	-	-	80	55
Tanning and dressing of leather, luggage and handbags..	-	1	-	-	-	-	15	15	-	-	-	-	15	16
Manufacture of footwear.....	9	1	5	5	8	1	43	32	-	-	-	-	65	39
MANUFACTURE OF WOOD AND OF PRODUCTS OF WOOD AND CORK, EXCEPT FURNITURE	2	-	9	5	-	-	1	3	-	-	-	-	12	8
Manufacture of wood and of products of wood and cork, except furniture.....	2	-	9	5	-	-	1	3	-	-	-	-	12	8
MANUFACTURE OF PAPER, PAPER PRODUCTS AND PRINTING	9	10	2	7	21	20	35	33	-	-	-	-	67	70
Manufacture of paper and paper products.....	2	-	1	4	-	-	-	-	-	-	-	-	3	4
Publishing and printing services.....	7	10	1	3	21	20	35	33	-	-	-	-	64	66
MANUFACTURE OF CHEMICALS AND CHEMICAL PRODUCTS.....	1	3	3	3	4	1	33	15	-	-	-	-	41	22
Manufacture of basic chemicals, except fertilizers and nitrogen compounds.....	-	-	-	-	-	-	-	-	-	-	-	-	-	-
Manufacture of paints, varnishes and mastics	-	-	1	1	-	-	14	5	-	-	-	-	15	6

NUMBER OF OWNERS OF PRIVATE ESTABLISHMENTS BY FORM OF OWNERSHIP, SEX AND INDUSTRIAL GROUP
2000/2001 (1993 E.F.Y)

TABLE 4.7 (Contd..)

INDUSTRIAL GROUP	FORM OF OWNERSHIP AND SEX													
	INDIVIDUAL OWNERSHIP		PARTNER-SHIP		SHARE COMPANY		PRIVATE LIMITED COMPANY		CO-OPERATIVES		OTHERS		TOTAL ESTAB.	
	MALE	FEMALE	MALE	FEMALE	MALE	FEMALE	MALE	FEMALE	MALE	FEMALE	MALE	FEMALE	MALE	FEMALE
Manufacture of pharmaceuticals, medicinal chemicals and botanical products.....	-	1	1	1	1	-	-	-	-	-	-	-	2	2
Manufacture of soap and detergents cleaning and polishing, perfumes and toilet preparations.....	1	2	1	1	3	1	15	5	-	-	-	-	20	9
Manufacture of chemical products n.e.c.	-	-	-	-	-	-	4	5	-	-	-	-	4	5
MANUFACTURE OF RUBBER AND PLASTIC PRODUCTS.....	3	3	6	4	12	51	20	24	3	-	-	-	44	82
Manufacture of rubber products.....	1	-	-	2	4	48	-	-	-	-	-	-	5	50
Manufacture of plastic products.....	2	3	6	2	8	3	20	24	3	-	-	-	39	32
MANUFACTURE OF OTHER NON-METALLIC MINERAL PRODUCTS	36	28	17	2	4	1	13	4	18	44	-	-	88	79
Manufacture of glass and glass products.....	-	-	-	-	-	-	-	-	-	-	-	-	-	-
Manufacture of structural clay products	3	1	2	-	-	-	-	-	-	-	-	-	5	1
Manufacture of cement, lime and plaster	-	1	-	-	-	-	-	-	-	-	-	-	-	1
Manufacture of articles of concrete, cement and plaster	29	25	15	2	4	1	11	4	18	44	-	-	77	76
Manufacture of non-metallic mineral products n.e.c....	4	1	-	-	-	-	2	-	-	-	-	-	6	1
MANUFACTURE OF BASIC IRON AND STEEL.....	2	-	1	1	-	-	13	5	-	-	-	-	16	6
Manufacture of basic iron and steel.....	2	-	1	1	-	-	13	5	-	-	-	-	16	6
MANUFACTURE OF FABRICATED METAL PRODUCTS EXCEPT MACHINERY AND EQUIPMENT	18	18	56	1	15	7	26	18	24	2	-	-	139	46
Manufacture of structural metal products, tanks, reservoirs and containers of metal	10	1	35	1	2	2	7	6	24	2	-	-	78	12
Manufacture of cutlery, hand tools and general hardware	2	-	21	-	-	-	9	2	-	-	-	-	32	2
Manufacture of other fabricated metal products	6	17	-	-	13	5	10	10	-	-	-	-	29	32
MANUFACTURE OF MACHINERY AND EQUIPMENT N.E.C.	4	1	-	-	-	-	4	7	-	-	-	-	8	8
Manufacture of pumps, compressors, taps and valves....	-	-	-	-	-	-	-	-	-	-	-	-	-	-
Manufacture of ovens, furnaces and furnace burners....	-	1	-	-	-	-	1	4	-	-	-	-	1	5
Manufacture of other general purpose machinery.....	-	-	-	-	-	-	-	-	-	-	-	-	-	-
Manufacture of machinery for food and beverage processing	3	-	-	-	-	-	3	3	-	-	-	-	6	3
Manufacture of accumulators, primary cells and and primary batteries	1	-	-	-	-	-	-	-	-	-	-	-	1	-
MANUFACTURE OF MOTOR VEHICLES, TRAILERS & SEMI-TRAILERS.	2	-	-	-	-	-	7	8	-	-	-	-	9	8
Manufacture of bodies for motor vehicles.....	2	-	-	-	-	-	3	4	-	-	-	-	5	4
Manufacture of parts and accessories for motor vehicles and their engines.....	-	-	-	-	-	-	4	4	-	-	-	-	4	4
MANUFACTURE OF FURNITURE; MANUFACTURING N.E.C.	52	14	21	66	5	1	34	17	92	45	-	-	204	143
Manufacture of furniture; manufacturing n.e.c.....	52	14	21	66	5	1	34	17	92	45	-	-	204	143
T O T A L	254	123	165	128	74	84	357	260	185	93	-	-	1,035	688

NUMBER OF ESTABLISHMENTS WITH AND WITHOUT BOOKS OF ACCOUNTS BY THE CALENDAR YEAR
THEIR BOOKS OF ACCOUNTS ARE KEPT AND INDUSTRIAL GROUP - PUBLIC AND PRIVATE
2000/2001 (1993 E.F.Y)

TABLE 4.8

INDUSTRIAL GROUP	NO. OF ESTABLISHMENTS WITH BOOKS OF ACCOUNTS					ESTAB. WITH NO BOOKS OF ACCOUNTS	GRAND TOTAL
	ETHIOPIAN BUDGET YEAR	ETHIOPIAN CALENDAR YEAR	GREGORIAN CALENDAR YEAR	OTHERS	TOTAL		
MANUFACTURE OF FOOD PRODUCTS AND BEVERAGES.....	131	-	10	1	142	109	251
Production, processing and preserving of meat, fruit and vegetables	9	-	-	-	9	-	9
Manufacture of vegetable and animal oils and fats....	11	-	-	-	11	16	27
Manufacture of dairy products	2	-	-	-	2	-	2
Manufacture of grain mill products	29	-	5	1	35	20	55
Manufacture of prepared animal feeds	2	-	-	-	2	1	3
Manufacture of bakery products	40	-	1	-	41	63	104
Manufacture of sugar and sugar confectionery	4	-	-	-	4	4	8
Manufacture of macaroni and spaghetti.....	3	-	-	-	3	1	4
Manufacture of food products n.e.c.	7	-	-	-	7	2	9
Distilling, rectifying and blending of spirits	9	-	-	-	9	2	11
Manufacture of wines	2	-	-	-	2	-	2
Manufacture of malt liquors and malt	5	-	2	-	7	-	7
Manufacture of soft drinks & production of mineral waters	8	-	2	-	10	-	10
MANUFACTURE OF TOBACCO PRODUCTS	1	-	-	-	1	-	1
Manufacture of tobacco products.....	1	-	-	-	1	-	1
MANUFACTURE OF TEXTILES	25	-	2	3	30	5	35
Spinning, weaving and finishing of textiles	21	-	2	2	25	1	26
Manufacture of cordage, rope, twine and netting	2	-	-	-	2	-	2
Knitting mills	2	-	-	1	3	4	7
MANUFACTURE OF WEARING APPAREL, EXCEPT FUR APPAREL.....	15	-	1	-	16	8	24
Manufacture of wearing apparel except fur apparel....	15	-	1	-	16	8	24
TANNING AND DRESSING OF LEATHER; MANUFACTURE OF FOOTWEAR, LUGGAGE AND HANDBAGS	44	-	3	-	47	7	54
Tanning and dressing of leather, luggage and handbags.	16	-	1	-	17	-	17
Manufacture of footwear.....	28	-	2	-	30	7	37
MANUFACTURE OF WOOD AND OF PRODUCTS OF WOOD AND CORK, EXCEPT FURNITURE	10	-	-	-	10	4	14
Manufacture of wood and of products of wood and cork, except furniture.....	10	-	-	-	10	4	14
MANUFACTURE OF PAPER, PAPER PRODUCTS AND PRINTING	44	1	4	2	51	8	59
Manufacture of paper and paper products.....	6	-	-	-	6	-	6
Publishing and printing services.....	38	1	4	2	45	8	53
MANUFACTURE OF CHEMICALS AND CHEMICAL PRODUCTS.....	27	1	4	1	33	5	38
Manufacture of basic chemicals, except fertilizers and nitrogen compounds.....	4	-	-	-	4	-	4
Manufacture of paints, varnishes and mastics	8	-	-	-	8	-	8

NUMBER OF ESTABLISHMENTS WITH AND WITHOUT BOOKS OF ACCOUNTS BY THE CALENDAR YEAR
THEIR BOOKS OF ACCOUNTS ARE KEPT AND INDUSTRIAL GROUP - PUBLIC AND PRIVATE
2000/2001(1992 E.F.Y)

TABLE 4.8 (Contd..)

INDUSTRIAL GROUP	NO. OF ESTABLISHMENTS WITH BOOKS OF ACCOUNTS					ESTAB. WITH NO BOOKS OF ACCOUNTS	GRAND TOTAL
	ETHIOPIAN BUDGET YEAR	ETHIOPIAN CALENDAR YEAR	GREGORIAN CALENDAR YEAR	OTHERS	TOTAL		
Manufacture of pharmaceuticals, medicinal chemicals and botanical products.....	2	-	2	-	4	-	4
Manufacture of soap and detergents cleaning and polishing, perfumes and toilet preparations.....	9	1	1	1	12	5	17
Manufacture of chemical products n.e.c.	4	-	1	-	5	-	5
MANUFACTURE OF RUBBER AND PLASTIC PRODUCTS.....	28	1	2	-	31	1	32
Manufacture of rubber products.....	4	-	-	-	4	1	5
Manufacture of plastic products.....	24	1	2	-	27	-	27
MANUFACTURE OF OTHER NON-METALLIC MINERAL PRODUCTS	22	-	1	-	23	64	87
Manufacture of glass and glass products.....	1	-	-	-	1	-	1
Manufacture of structural clay products	4	-	-	-	4	4	8
Manufacture of cement, lime and plaster	5	-	-	-	5	1	6
Manufacture of articles of concrete, cement and plaster	8	-	-	-	8	53	61
Manufacture of non-metallic mineral products n.e.c....	4	-	1	-	5	6	11
MANUFACTURE OF BASIC IRON AND STEEL.....	8	-	1	-	9	1	10
Manufacture of basic iron and steel.....	8	-	1	-	9	1	10
MANUFACTURE OF FABRICATED METAL PRODUCTS EXCEPT MACHINERY AND EQUIPMENT	30	-	3	-	33	20	53
Manufacture of structural metal products, tanks, reservoirs and containers of metal	8	-	2	-	10	13	23
Manufacture of cutlery, hand tools and general hardware	6	-	-	-	6	3	9
Manufacture of other fabricated metal products	16	-	1	-	17	4	21
MANUFACTURE OF MACHINERY AND EQUIPMENT N.E.C.	4	-	-	-	4	4	8
Manufacture of pumps, compressors, taps and valves...	-	-	-	-	-	-	-
Manufacture of ovens, furnaces and furnace burners...	1	-	-	-	1	1	2
Manufacture of other general purpose machinery.....	-	-	-	-	-	-	-
Manufacture of machinery for food and beverage processing	2	-	-	-	2	3	5
Manufacture of accumulators, primary cells and and primary batteries	1	-	-	-	1	-	1
MANUFACTURE OF MOTOR VEHICLES, TRAILERS & SEMI-TRAILERS.	8	-	1	-	9	-	9
Manufacture of bodies for motor vehicles.....	7	-	1	-	8	-	8
Manufacture of parts and accessories for motor vehicles and their engines.....	1	-	-	-	1	-	1
MANUFACTURE OF FURNITURE; MANUFACTURING N.E.C.	26	-	5	1	32	89	121
Manufacture of furniture; manufacturing n.e.c.....	26	-	5	1	32	89	121
T O T A L	423	3	37	8	471	325	796

NUMBER OF ESTABLISHMENTS WITH AND WITHOUT BOOKS OF ACCOUNTS BY THE CALENDAR YEAR
THEIR BOOKS OF ACCOUNTS ARE KEPT AND INDUSTRIAL GROUP - PUBLIC
2000/2001 (1993 E.F.Y)

TABLE 4.9

INDUSTRIAL GROUP	NO. OF ESTABLISHMENTS WITH BOOKS OF ACCOUNTS					ESTAB. WITH NO BOOKS OF ACCOUNTS	GRAND TOTAL
	ETHIOPIAN BUDGET YEAR	ETHIOPIAN CALENDAR YEAR	GREGORIAN CALENDAR YEAR	OTHERS	TOTAL		
MANUFACTURE OF FOOD PRODUCTS AND BEVERAGES.....	43	-	-	-	43	-	43
Production, processing and preserving of meat, fruit and vegetables	3	-	-	-	3	-	3
Manufacture of vegetable and animal oils and fats....	5	-	-	-	5	-	5
Manufacture of dairy products	1	-	-	-	1	-	1
Manufacture of grain mill products	8	-	-	-	8	-	8
Manufacture of prepared animal feeds	2	-	-	-	2	-	2
Manufacture of bakery products	5	-	-	-	5	-	5
Manufacture of sugar and sugar confectionery	3	-	-	-	3	-	3
Manufacture of macaroni and spaghetti.....	3	-	-	-	3	-	3
Manufacture of food products n.e.c.	1	-	-	-	1	-	1
Distilling, rectifying and blending of spirits	4	-	-	-	4	-	4
Manufacture of wines	2	-	-	-	2	-	2
Manufacture of malt liquors and malt	4	-	-	-	4	-	4
Manufacture of soft drinks & production of mineral waters	2	-	-	-	2	-	2
MANUFACTURE OF TOBACCO PRODUCTS	1	-	-	-	1	-	1
Manufacture of tobacco products.....	1	-	-	-	1	-	1
MANUFACTURE OF TEXTILES	19	-	-	-	19	-	19
Spinning, weaving and finishing of textiles	17	-	-	-	17	-	17
Manufacture of cordage, rope, twine and netting	2	-	-	-	2	-	2
Knitting mills	-	-	-	-	-	-	-
MANUFACTURE OF WEARING APPAREL, EXCEPT FUR APPAREL.....	4	-	-	-	4	-	4
Manufacture of wearing apparel except fur apparel....	4	-	-	-	4	-	4
TANNING AND DRESSING OF LEATHER; MANUFACTURE OF FOOTWEAR, LUGGAGE AND HANDBAGS	7	-	-	-	7	-	7
Tanning and dressing of leather, luggage and handbags.	4	-	-	-	4	-	4
Manufacture of footwear.....	3	-	-	-	3	-	3
MANUFACTURE OF WOOD AND OF PRODUCTS OF WOOD AND CORK, EXCEPT FURNITURE	8	-	-	-	8	-	8
Manufacture of wood and of products of wood and cork, except furniture.....	8	-	-	-	8	-	8
MANUFACTURE OF PAPER, PAPER PRODUCTS AND PRINTING	9	-	-	-	9	-	9
Manufacture of paper and paper products.....	2	-	-	-	2	-	2
Publishing and printing services.....	7	-	-	-	7	-	7
MANUFACTURE OF CHEMICALS AND CHEMICAL PRODUCTS.....	11	-	-	-	11	-	11
Manufacture of basic chemicals, except fertilizers and nitrogen compounds.....	4	-	-	-	4	-	4
Manufacture of paints, varnishes and mastics	2	-	-	-	2	-	2

NUMBER OF ESTABLISHMENTS WITH AND WITHOUT BOOKS OF ACCOUNTS BY THE CALENDAR YEAR
THEIR BOOKS OF ACCOUNTS ARE KEPT AND INDUSTRIAL GROUP - PUBLIC
2000/2001 (1993 E.F.Y)

TABLE 4.9 (Contd..)

INDUSTRIAL GROUP	NO. OF ESTABLISHMENTS WITH BOOKS OF ACCOUNTS					ESTAB. WITH NO BOOKS OF ACCOUNTS	GRAND TOTAL
	ETHIOPIAN BUDGET YEAR	ETHIOPIAN CALENDAR YEAR	GREGORIAN CALENDAR YEAR	OTHERS	TOTAL		
Manufacture of pharmaceuticals, medicinal chemicals and botanical products.....	1	-	-	-	1	-	1
Manufacture of soap and detergents cleaning and polishing, perfumes and toilet preparations.....	2	-	-	-	2	-	2
Manufacture of chemical products n.e.c.	2	-	-	-	2	-	2
MANUFACTURE OF RUBBER AND PLASTIC PRODUCTS.....	4	-	-	-	4	-	4
Manufacture of rubber products.....	1	-	-	-	1	-	1
Manufacture of plastic products.....	3	-	-	-	3	-	3
MANUFACTURE OF OTHER NON-METALLIC MINERAL PRODUCTS	18	-	-	-	18	-	18
Manufacture of glass and glass products.....	1	-	-	-	1	-	1
Manufacture of structural clay products	3	-	-	-	3	-	3
Manufacture of cement, lime and plaster	5	-	-	-	5	-	5
Manufacture of articles of concrete, cement and plaster	5	-	-	-	5	-	5
Manufacture of non-metallic mineral products n.e.c....	4	-	-	-	4	-	4
MANUFACTURE OF BASIC IRON AND STEEL.....	2	-	-	-	2	-	2
Manufacture of basic iron and steel.....	2	-	-	-	2	-	2
MANUFACTURE OF FABRICATED METAL PRODUCTS EXCEPT MACHINERY AND EQUIPMENT	5	-	-	-	5	-	5
Manufacture of structural metal products, tanks, reservoirs and containers of metal	-	-	-	-	-	-	-
Manufacture of cutlery, hand tools and general hardware	2	-	-	-	2	-	2
Manufacture of other fabricated metal products	3	-	-	-	3	-	3
MANUFACTURE OF MACHINERY AND EQUIPMENT N.E.C.	-	-	-	-	-	-	-
Manufacture of pumps, compressors, taps and valves...	-	-	-	-	-	-	-
Manufacture of ovens, furnaces and furnace burners...	-	-	-	-	-	-	-
Manufacture of other general purpose machinery.....	-	-	-	-	-	-	-
Manufacture of machinery for food and beverage processing	-	-	-	-	-	-	-
Manufacture of accumulators, primary cells and and primary batteries	-	-	-	-	-	-	-
MANUFACTURE OF MOTOR VEHICLES, TRAILERS & SEMI-TRAILERS.	-	-	1	-	1	-	1
Manufacture of bodies for motor vehicles.....	-	-	1	-	1	-	1
Manufacture of parts and accessories for motor vehicles and their engines.....	-	-	-	-	-	-	-
MANUFACTURE OF FURNITURE; MANUFACTURING N.E.C.	7	-	-	-	7	-	7
Manufacture of furniture; manufacturing n.e.c.....	7	-	-	-	7	-	7
T O T A L	138	-	1	-	139	-	139

NUMBER OF ESTABLISHMENTS WITH AND WITHOUT BOOKS OF ACCOUNTS BY THE CALENDAR YEAR
THEIR BOOKS OF ACCOUNTS ARE KEPT AND INDUSTRIAL GROUP - PRIVATE
2000/2001 (1993 E.F.Y)

TABLE 4.10

INDUSTRIAL GROUP	NO. OF ESTABLISHMENTS WITH BOOKS OF ACCOUNTS					ESTAB. WITH NO BOOKS OF ACCOUNT	GRAND TOTAL
	ETHIOPIAN BUDGET YEAR	ETHIOPIAN CALENDAR YEAR	GREGORIAN CALENDAR YEAR	OTHERS	TOTAL		
MANUFACTURE OF FOOD PRODUCTS AND BEVERAGES.....	88	-	10	1	99	109	208
Production, processing and preserving of meat, fruit and vegetables	6	-	-	-	6	-	6
Manufacture of vegetable and animal oils and fats....	6	-	-	-	6	16	22
Manufacture of dairy products	1	-	-	-	1	-	1
Manufacture of grain mill products	21	-	5	1	27	20	47
Manufacture of prepared animal feeds	-	-	-	-	-	1	1
Manufacture of bakery products	35	-	1	-	36	63	99
Manufacture of sugar and sugar confectionery	1	-	-	-	1	4	5
Manufacture of macaroni and spaghetti.....	-	-	-	-	-	1	1
Manufacture of food products n.e.c.	6	-	-	-	6	2	8
Distilling, rectifying and blending of spirits	5	-	-	-	5	2	7
Manufacture of wines	-	-	-	-	-	-	-
Manufacture of malt liquors and malt	1	-	2	-	3	-	3
Manufacture of soft drinks & production of mineral waters	6	-	2	-	8	-	8
MANUFACTURE OF TOBACCO PRODUCTS	-	-	-	-	-	-	-
Manufacture of tobacco products.....	-	-	-	-	-	-	-
MANUFACTURE OF TEXTILES	6	-	2	3	11	5	16
Spinning, weaving and finishing of textiles	4	-	2	2	8	1	9
Manufacture of cordage, rope, twine and netting	-	-	-	-	-	-	-
Knitting mills	2	-	-	1	3	4	7
MANUFACTURE OF WEARING APPAREL, EXCEPT FUR APPAREL.....	11	-	1	-	12	8	20
Manufacture of wearing apparel except fur apparel....	11	-	1	-	12	8	20
TANNING AND DRESSING OF LEATHER; MANUFACTURE OF FOOTWEAR, LUGGAGE AND HANDBAGS	37	-	3	-	40	7	47
Tanning and dressing of leather, luggage and handbags.	12	-	1	-	13	-	13
Manufacture of footwear.....	25	-	2	-	27	7	34
MANUFACTURE OF WOOD AND OF PRODUCTS OF WOOD AND CORK, EXCEPT FURNITURE	2	-	-	-	2	4	6
Manufacture of wood and of products of wood and cork, except furniture.....	2	-	-	-	2	4	6
MANUFACTURE OF PAPER, PAPER PRODUCTS AND PRINTING	35	1	4	2	42	8	50
Manufacture of paper and paper products.....	4	-	-	-	4	-	4
Publishing and printing services.....	31	1	4	2	38	8	46
MANUFACTURE OF CHEMICALS AND CHEMICAL PRODUCTS.....	16	1	4	1	22	5	27
Manufacture of basic chemicals, except fertilizers and nitrogen compounds.....	-	-	-	-	-	-	-
Manufacture of paints, varnishes and mastics	6	-	-	-	6	-	6

NUMBER OF ESTABLISHMENTS WITH AND WITHOUT BOOKS OF ACCOUNTS BY THE CALENDAR YEAR
THEIR BOOKS OF ACCOUNTS ARE KEPT AND INDUSTRIAL GROUP - PRIVATE
2000/2001 (1993 E.F.Y)

TABLE 4.10 (Contd..)

INDUSTRIAL GROUP	NO. OF ESTABLISHMENTS WITH BOOKS OF ACCOUNTS					ESTAB. WITH NO BOOKS OF ACCOUNT	GRAND TOTAL
	ETHIOPIAN BUDGET YEAR	ETHIOPIAN CALENDAR YEAR	GREGORIAN CALENDAR YEAR	OTHERS	TOTAL		
Manufacture of pharmaceuticals, medicinal chemicals and botanical products.....	1	-	2	-	3	-	3
Manufacture of soap and detergents cleaning and polishing, perfumes and toilet preparations.....	7	1	1	1	10	5	15
Manufacture of chemical products n.e.c.	2	-	1	-	3	-	3
MANUFACTURE OF RUBBER AND PLASTIC PRODUCTS.....	24	1	2	-	27	1	28
Manufacture of rubber products.....	3	-	-	-	3	1	4
Manufacture of plastic products.....	21	1	2	-	24	-	24
MANUFACTURE OF OTHER NON-METALLIC MINERAL PRODUCTS	4	-	1	-	5	64	69
Manufacture of glass and glass products.....	-	-	-	-	-	-	-
Manufacture of structural clay products	1	-	-	-	1	4	5
Manufacture of cement, lime and plaster	-	-	-	-	-	1	1
Manufacture of articles of concrete, cement and plaster	3	-	-	-	3	53	56
Manufacture of non-metallic mineral products n.e.c....	-	-	1	-	1	6	7
MANUFACTURE OF BASIC IRON AND STEEL.....	6	-	1	-	7	1	8
Manufacture of basic iron and steel.....	6	-	1	-	7	1	8
MANUFACTURE OF FABRICATED METAL PRODUCTS EXCEPT MACHINERY AND EQUIPMENT	25	-	3	-	28	20	48
Manufacture of structural metal products, tanks, reservoirs and containers of metal	8	-	2	-	10	13	23
Manufacture of cutlery, hand tools and general hardware	4	-	-	-	4	3	7
Manufacture of other fabricated metal products	13	-	1	-	14	4	18
MANUFACTURE OF MACHINERY AND EQUIPMENT N.E.C.	4	-	-	-	4	4	8
Manufacture of pumps, compressors, taps and valves...	-	-	-	-	-	-	-
Manufacture of ovens, furnaces and furnace burners...	1	-	-	-	1	1	2
Manufacture of other general purpose machinery.....	-	-	-	-	-	-	-
Manufacture of machinery for food and beverage processing	2	-	-	-	2	3	5
Manufacture of accumulators, primary cells and and primary batteries	1	-	-	-	1	-	1
MANUFACTURE OF MOTOR VEHICLES, TRAILERS & SEMI-TRAILERS.	8	-	-	-	8	-	8
Manufacture of bodies for motor vehicles.....	7	-	-	-	7	-	7
Manufacture of parts and accessories for motor vehicles and their engines.....	1	-	-	-	1	-	1
MANUFACTURE OF FURNITURE; MANUFACTURING N.E.C.	19	-	5	1	25	89	114
Manufacture of furniture; manufacturing n.e.c.....	19	-	5	1	25	89	114
T O T A L	285	3	36	8	332	325	657

NUMBER OF PERSONS ENGAGED BY SEX, NATIONALITY, TOTAL WAGES AND SALARIES
AND INDUSTRIAL GROUP - PUBLIC AND PRIVATE, 2000/2001 (1993 E.F.Y)

TABLE 4.11

INDUSTRIAL GROUP	NO. OF ESTAB.	NO. OF PERSONS ENGAGED				NO. OF EMPLOY.	1 WAGES AND SALARIES (IN '000 BIRR)			
		ETHIOPIANS		FOREIG- NERS	TOTAL		ETHIOPIANS		FOREIG- NERS	TOTAL
		MALE	FEMALE				MALE	FEMALE		
MANUFACTURE OF FOOD PRODUCTS AND BEVERAGES.....	251	21,856	5,594	10	27,460	27,260	147,093	32,707	800	218,691
Production, processing and preserving of meat, fruit and vegetables	9	2,294	594	-	2,888	2,888	9,818	4,038	-	15,659
Manufacture of vegetable and animal oils and fats...	27	1,162	180	-	1,342	1,307	6,062	1,191	-	7,686
Manufacture of dairy products	2	351	84	-	435	435	1,208	498	-	1,741
Manufacture of grain mill products	55	2,711	611	2	3,324	3,295	15,811	3,392	29	21,148
Manufacture of prepared animal feeds	3	150	28	-	178	177	648	120	-	910
Manufacture of bakery products	104	2,465	1,151	-	3,616	3,509	12,624	2,901	5	17,502
Manufacture of sugar and sugar confectionery	8	5,644	477	2	6,123	6,113	47,113	4,236	-	63,598
Manufacture of macaroni and spaghetti.....	4	306	129	-	435	435	2,381	576	-	3,475
Manufacture of food products n.e.c.	9	609	233	-	842	835	2,989	807	-	4,089
Distilling, rectifying and blending of spirits	11	694	336	-	1,030	1,019	3,932	2,079	-	7,707
Manufacture of wines	2	367	221	-	588	588	2,607	1,262	-	4,197
Manufacture of malt liquors and malt	7	2,191	587	6	2,784	2,784	21,839	5,664	766	36,175
Manufacture of soft drinks & production of mineral waters	10	2,912	963	-	3,875	3,875	20,061	5,942	-	34,802
MANUFACTURE OF TOBACCO PRODUCTS	1	489	333	-	822	822	6,619	2,919	-	11,401
Manufacture of tobacco products.....	1	489	333	-	822	822	6,619	2,919	-	11,401
MANUFACTURE OF TEXTILES	35	14,648	9,602	46	24,296	24,284	64,672	37,274	2,979	113,574
Spinning, weaving and finishing of textiles	26	12,836	8,465	46	21,347	21,345	57,556	33,223	2,979	100,654
Manufacture of cordage, rope, twine and netting	2	1,735	1,031	-	2,766	2,766	6,990	3,840	-	12,582
Knitting mills	7	77	106	-	183	173	126	211	-	338
MANUFACTURE OF WEARING APPAREL, EXCEPT FUR APPAREL....	24	1,303	2,420	10	3,733	3,720	6,047	8,884	218	16,454
Manufacture of wearing apparel except fur apparel....	24	1,303	2,420	10	3,733	3,720	6,047	8,884	218	16,454
TANNING AND DRESSING OF LEATHER; MANUFACTURE OF FOOTWEAR, LUGGAGE AND HANDBAGS	54	5,021	2,050	3	7,074	7,040	33,047	12,065	144	60,302
Tanning and dressing of leather, luggage and handbags	17	3,016	727	3	3,746	3,742	20,518	4,927	120	38,274
Manufacture of footwear.....	37	2,005	1,323	-	3,328	3,298	12,528	7,139	24	22,028
MANUFACTURE OF WOOD AND OF PRODUCTS OF WOOD AND CORK, EXCEPT FURNITURE	14	845	190	-	1,035	1,033	5,030	968	-	6,567
Manufacture of wood and of products of wood and cork, except furniture.....	14	845	190	-	1,035	1,033	5,030	968	-	6,567
MANUFACTURE OF PAPER, PAPER PRODUCTS AND PRINTING.....	59	3,435	2,082	16	5,533	5,519	27,869	14,125	180	47,259
Manufacture of paper and paper products.....	6	918	440	-	1,358	1,357	7,408	2,974	-	11,264
Publishing and printing services.....	53	2,517	1,642	16	4,175	4,162	20,462	11,151	180	35,996
MANUFACTURE OF CHEMICALS AND CHEMICAL PRODUCTS.....	38	2,815	1,261	-	4,076	4,069	18,217	8,034	-	29,314
Manufacture of basic chemicals, except fertilizers and nitrogen compounds.....	4	1,011	102	-	1,113	1,113	5,593	682	-	6,754
Manufacture of paints, varnishes and mastics	8	402	108	-	510	510	2,871	758	-	4,068

1. Details may not add to row total, because the total include other benefits paid to persons not classified by sex and nationality.

NUMBER OF PERSONS ENGAGED BY SEX, NATIONALITY, TOTAL WAGES AND SALARIES
AND INDUSTRIAL GROUP - PUBLIC AND PRIVATE, 2000/2001 (1993 E.F.Y)

TABLE 4.11 (Contd..)

INDUSTRIAL GROUP	NO.OF ESTAB.	NO. OF PERSONS ENGAGED				NO. OF EMPLOY.	1 WAGES AND SALARIES(IN'000 BIRR)				
		ETHIOPIANS		FOREIG- NERS	TOTAL		ETHIOPIANS		FOREIG- NERS	TOTAL	
		MALE	FEMALE				MALE	FEMALE			
Manufacture of pharmaceuticals, medicinal chemicals and botanical products.....	4	459	587	-	1,046	1,045	4,390	4,086	-	9,368	
Manufacture of soap and detergents cleaning and polishing, perfumes and toilet preparations.....	17	830	367	-	1,197	1,194	4,903	2,074	-	8,150	
Manufacture of chemical products n.e.c.	5	113	97	-	210	207	460	434	-	974	
MANUFACTURE OF RUBBER AND PLASTIC PRODUCTS.....	32	2,465	941	3	3,409	3,401	17,905	6,865	-	28,202	
Manufacture of rubber products.....	5	865	136	-	1,001	999	9,115	2,879	-	13,811	
Manufacture of plastic products.....	27	1,600	805	3	2,408	2,402	8,790	3,986	-	14,391	
MANUFACTURE OF OTHER NON-METALLIC MINERAL PRODUCTS ...	87	6,554	956	-	7,510	7,328	40,274	6,286	-	53,770	
Manufacture of glass and glass products.....	1	377	80	-	457	457	2,274	575	-	3,165	
Manufacture of structural clay products	8	581	116	-	697	695	2,244	577	-	2,882	
Manufacture of cement, lime and plaster	6	1,751	181	-	1,932	1,932	18,271	1,947	-	24,963	
Manufacture of articles of concrete, cement and plaster	61	2,354	302	-	2,656	2,593	9,380	1,452	-	11,744	
Manufacture of non-metallic mineral products n.e.c..	11	1,491	277	-	1,768	1,651	8,105	1,734	-	11,016	
MANUFACTURE OF BASIC IRON AND STEEL.....	10	944	153	3	1,100	1,100	9,330	2,442	-	14,034	
Manufacture of basic iron and steel.....	10	944	153	3	1,100	1,100	9,330	2,442	-	14,034	
MANUFACTURE OF FABRICATED METAL PRODUCTS EXCEPT MACHINERY AND EQUIPMENT	53	2,264	381	14	2,659	2,477	14,872	2,625	371	19,453	
Manufacture of structural metal products, tanks, reservoirs and containers of metal	23	547	60	9	616	591	2,667	263	229	3,608	
Manufacture of cutlery, hand tools and general hardware	9	411	109	1	521	378	1,950	671	14	2,885	
Manufacture of other fabricated metal products	21	1,306	212	4	1,522	1,508	10,255	1,691	127	12,960	
MANUFACTURE OF MACHINERY AND EQUIPMENT N.E.C.	8	159	15	3	177	172	806	53	73	998	
Manufacture of pumps, compressors, taps and valves..	-	-	-	-	-	-	-	-	-	-	
Manufacture of ovens, furnaces and furnace burners..	2	27	5	-	32	31	154	20	-	176	
Manufacture of other general purpose machinery.....	-	-	-	-	-	-	-	-	-	-	
Manufacture of machinery for food and beverage processing	5	123	8	3	134	132	630	30	73	796	
Manufacture of accumulators, primary cells and and primary batteries	1	9	2	-	11	9	22	4	-	26	
MANUFACTURE OF MOTOR VEHICLES,TRAILERS & SEMI-TRAILERS	9	947	115	-	1,062	1,060	10,918	995	195	14,931	
Manufacture of bodies for motor vehicles.....	8	884	103	-	987	987	10,342	902	195	14,262	
Manufacture of parts and accessories for motor vehicles and their engines.....	1	63	12	-	75	73	577	93	-	669	
MANUFACTURE OF FURNITURE; MANUFACTURING N.E.C.	121	3,776	585	3	4,364	4,230	17,997	2,813	58	22,263	
Manufacture of furniture; manufacturing n.e.c.....	121	3,776	585	3	4,364	4,230	17,997	2,813	58	22,263	
T O T A L	796	67,521	26,678	111	94,310	93,515	420,696	139,055	5,018	657,214	

1. Details may not add to row total, because the total include other benefits paid to persons not classified by sex and nationality.

NUMBER OF PERSONS ENGAGED BY SEX, NATIONALITY, TOTAL WAGES AND SALARIES
AND INDUSTRIAL GROUP - PUBLIC, 2000/2001 (1993 E.F.Y)

TABLE 4.12

INDUSTRIAL GROUP	NO.OF ESTAB.	NO. OF PERSONS ENGAGED				NO. OF EMPLOY.	1 WAGES AND SALARIES(IN'000 BIRR)			
		ETHIOPIANS		FOREIG- NERS	TOTAL		ETHIOPIANS		FOREIG- NERS	TOTAL
		MALE	FEMALE				MALE	FEMALE		
MANUFACTURE OF FOOD PRODUCTS AND BEVERAGES.....	43	12,967	2,606	-	15,573	15,573	100,475	18,557	-	144,552
Production, processing and preserving of meat, fruit and vegetables	3	970	62	-	1,032	1,032	3,833	322	-	4,831
Manufacture of vegetable and animal oils and fats...	5	772	149	-	921	921	4,883	1,109	-	6,345
Manufacture of dairy products	1	154	66	-	220	220	536	374	-	943
Manufacture of grain mill products	8	1,068	254	-	1,322	1,322	6,704	1,595	-	9,353
Manufacture of prepared animal feeds	2	141	27	-	168	168	628	114	-	885
Manufacture of bakery products	5	691	305	-	996	996	7,045	1,231	-	9,286
Manufacture of sugar and sugar confectionery	3	5,608	458	-	6,066	6,066	47,066	4,211	-	63,524
Manufacture of macaroni and spaghetti.....	3	262	106	-	368	368	2,096	428	-	2,984
Manufacture of food products n.e.c.	1	83	17	-	100	100	727	260	-	999
Distilling, rectifying and blending of spirits	4	582	243	-	825	825	3,474	1,840	-	6,985
Manufacture of wines	2	367	221	-	588	588	2,607	1,262	-	4,197
Manufacture of malt liquors and malt	4	1,543	472	-	2,015	2,015	16,286	4,237	-	26,620
Manufacture of soft drinks & production of mineral waters	2	726	226	-	952	952	4,589	1,576	-	7,601
MANUFACTURE OF TOBACCO PRODUCTS	1	489	333	-	822	822	6,619	2,919	-	11,401
Manufacture of tobacco products.....	1	489	333	-	822	822	6,619	2,919	-	11,401
MANUFACTURE OF TEXTILES	19	10,442	6,283	38	16,763	16,763	48,529	21,483	2,739	78,747
Spinning, weaving and finishing of textiles	17	8,707	5,252	38	13,997	13,997	41,539	17,643	2,739	66,165
Manufacture of cordage, rope, twine and netting	2	1,735	1,031	-	2,766	2,766	6,990	3,840	-	12,582
Knitting mills	-	-	-	-	-	-	-	-	-	-
MANUFACTURE OF WEARING APPAREL, EXCEPT FUR APPAREL....	4	505	1,335	-	1,840	1,840	2,022	4,419	-	6,936
Manufacture of wearing apparel except fur apparel...	4	505	1,335	-	1,840	1,840	2,022	4,419	-	6,936
TANNING AND DRESSING OF LEATHER; MANUFACTURE OF FOOTWEAR, LUGGAGE AND HANDBAGS	7	2,642	1,217	-	3,859	3,859	18,609	8,069	-	33,369
Tanning and dressing of leather, luggage and handbags	4	1,499	308	-	1,807	1,807	9,818	2,196	-	16,514
Manufacture of footwear.....	3	1,143	909	-	2,052	2,052	8,790	5,872	-	16,854
MANUFACTURE OF WOOD AND OF PRODUCTS OF WOOD AND CORK, EXCEPT FURNITURE	8	736	183	-	919	919	4,677	956	-	6,200
Manufacture of wood and of products of wood and cork, except furniture.....	8	736	183	-	919	919	4,677	956	-	6,200
MANUFACTURE OF PAPER, PAPER PRODUCTS AND PRINTING.....	9	2,313	1,410	-	3,723	3,723	20,664	10,859	-	35,720
Manufacture of paper and paper products.....	2	828	323	-	1,151	1,151	6,477	2,294	-	9,406
Publishing and printing services.....	7	1,485	1,087	-	2,572	2,572	14,186	8,565	-	26,314
MANUFACTURE OF CHEMICALS AND CHEMICAL PRODUCTS.....	11	1,839	577	-	2,416	2,416	11,957	4,288	-	18,330
Manufacture of basic chemicals, except fertilizers and nitrogen compounds.....	4	1,011	102	-	1,113	1,113	5,593	682	-	6,754
Manufacture of paints, varnishes and mastics	2	187	46	-	233	233	1,560	398	-	2,250

1. Details may not add to row total, because the total include other benefits paid to persons not classified by sex and nationality.

NUMBER OF PERSONS ENGAGED BY SEX, NATIONALITY, TOTAL WAGES AND SALARIES
AND INDUSTRIAL GROUP - PUBLIC, 2000/2001 (1993 E.F.Y)

TABLE 4.12 (Contd..)

INDUSTRIAL GROUP	NO.OF ESTAB.	NO. OF PERSONS ENGAGED				NO. OF EMPLOY.	1 WAGES AND SALARIES(IN'000 BIRR)			
		ETHIOPIANS		FOREIG- NERS	TOTAL		ETHIOPIANS		FOREIG- NERS	TOTAL
		MALE	FEMALE				MALE	FEMALE		
Manufacture of pharmaceuticals, medicinal chemicals and botanical products.....	1	238	264	-	502	502	2,587	2,181	-	5,574
Manufacture of soap and detergents cleaning and polishing, perfumes and toilet preparations.....	2	314	97	-	411	411	1,923	718	-	3,110
Manufacture of chemical products n.e.c.	2	89	68	-	157	157	293	309	-	643
MANUFACTURE OF RUBBER AND PLASTIC PRODUCTS.....	4	1,106	299	-	1,405	1,405	11,729	4,274	-	18,607
Manufacture of rubber products.....	1	720	102	-	822	822	8,383	2,628	-	12,679
Manufacture of plastic products.....	3	386	197	-	583	583	3,346	1,646	-	5,928
MANUFACTURE OF OTHER NON-METALLIC MINERAL PRODUCTS ...	18	4,414	744	-	5,158	5,158	32,187	5,522	-	44,107
Manufacture of glass and glass products.....	1	377	80	-	457	457	2,274	575	-	3,165
Manufacture of structural clay products	3	431	94	-	525	525	1,886	538	-	2,484
Manufacture of cement, lime and plaster	5	1,742	181	-	1,923	1,923	18,246	1,947	-	24,938
Manufacture of articles of concrete, cement and plaster	5	923	148	-	1,071	1,071	5,351	1,088	-	7,318
Manufacture of non-metallic mineral products n.e.c..	4	941	241	-	1,182	1,182	4,430	1,373	-	6,202
MANUFACTURE OF BASIC IRON AND STEEL.....	2	543	72	-	615	615	7,299	1,999	-	11,327
Manufacture of basic iron and steel.....	2	543	72	-	615	615	7,299	1,999	-	11,327
MANUFACTURE OF FABRICATED METAL PRODUCTS EXCEPT MACHINERY AND EQUIPMENT	5	936	202	-	1,138	1,004	7,380	1,728	-	9,868
Manufacture of structural metal products, tanks, reservoirs and containers of metal	-	-	-	-	-	-	-	-	-	-
Manufacture of cutlery, hand tools and general hardware	2	286	85	-	371	237	1,465	610	-	2,288
Manufacture of other fabricated metal products	3	650	117	-	767	767	5,915	1,119	-	7,580
MANUFACTURE OF MACHINERY AND EQUIPMENT N.E.C.	-	-	-	-	-	-	-	-	-	-
Manufacture of pumps, compressors, taps and valves..	-	-	-	-	-	-	-	-	-	-
Manufacture of ovens, furnaces and furnace burners..	-	-	-	-	-	-	-	-	-	-
Manufacture of other general purpose machinery.....	-	-	-	-	-	-	-	-	-	-
Manufacture of machinery for food and beverage processing	-	-	-	-	-	-	-	-	-	-
Manufacture of accumulators, primary cells and and primary batteries	-	-	-	-	-	-	-	-	-	-
MANUFACTURE OF MOTOR VEHICLES,TRAILERS & SEMI-TRAILERS	1	150	53	-	203	203	2,744	610	195	4,431
Manufacture of bodies for motor vehicles.....	1	150	53	-	203	203	2,744	610	195	4,431
Manufacture of parts and accessories for motor vehicles and their engines.....	-	-	-	-	-	-	-	-	-	-
MANUFACTURE OF FURNITURE; MANUFACTURING N.E.C.	7	425	112	-	537	537	2,058	514	-	2,756
Manufacture of furniture; manufacturing n.e.c.....	7	425	112	-	537	537	2,058	514	-	2,756
T O T A L	139	39,507	15,426	38	54,971	54,837	276,948	86,198	2,934	426,351

1. Details may not add to row total, because the total include other benefits paid to persons not classified by sex and nationality.

NUMBER OF PERSONS ENGAGED BY SEX, NATIONALITY, TOTAL WAGES AND SALARIES
AND INDUSTRIAL GROUP - PRIVATE, 2000/2001 (1993 E.F.Y)

TABLE 4.13

INDUSTRIAL GROUP	NO.OF ESTAB.	NO. OF PERSONS ENGAGED				NO. OF EMPLOY.	1 WAGES AND SALARIES(IN'000 BIRR)			
		ETHIOPIANS		FOREIG- NERS	TOTAL		ETHIOPIANS		FOREIG- NERS	TOTAL
		MALE	FEMALE				MALE	FEMALE		
MANUFACTURE OF FOOD PRODUCTS AND BEVERAGES.....	208	8,889	2,988	10	11,887	11,687	46,618	14,150	800	74,139
Production, processing and preserving of meat, fruit and vegetables	6	1,324	532	-	1,856	1,856	5,986	3,716	-	10,828
Manufacture of vegetable and animal oils and fats...	22	390	31	-	421	386	1,179	82	-	1,341
Manufacture of dairy products	1	197	18	-	215	215	672	124	-	798
Manufacture of grain mill products	47	1,643	357	2	2,002	1,973	9,107	1,797	29	11,795
Manufacture of prepared animal feeds	1	9	1	-	10	9	20	6	-	26
Manufacture of bakery products	99	1,774	846	-	2,620	2,513	5,579	1,670	5	8,216
Manufacture of sugar and sugar confectionery	5	36	19	2	57	47	47	25	-	74
Manufacture of macaroni and spaghetti.....	1	44	23	-	67	67	285	148	-	492
Manufacture of food products n.e.c.	8	526	216	-	742	735	2,263	547	-	3,090
Distilling, rectifying and blending of spirits	7	112	93	-	205	194	458	240	-	723
Manufacture of wines	-	-	-	-	-	-	-	-	-	-
Manufacture of malt liquors and malt	3	648	115	6	769	769	5,553	1,427	766	9,556
Manufacture of soft drinks & production of mineral waters	8	2,186	737	-	2,923	2,923	15,471	4,367	-	27,201
MANUFACTURE OF TOBACCO PRODUCTS	-	-	-	-	-	-	-	-	-	-
Manufacture of tobacco products.....	-	-	-	-	-	-	-	-	-	-
MANUFACTURE OF TEXTILES	16	4,206	3,319	8	7,533	7,521	16,143	15,791	240	34,827
Spinning, weaving and finishing of textiles	9	4,129	3,213	8	7,350	7,348	16,017	15,580	240	34,489
Manufacture of cordage, rope, twine and netting	-	-	-	-	-	-	-	-	-	-
Knitting mills	7	77	106	-	183	173	126	211	-	338
MANUFACTURE OF WEARING APPAREL, EXCEPT FUR APPAREL....	20	798	1,085	10	1,893	1,880	4,026	4,464	218	9,518
Manufacture of wearing apparel except fur apparel...	20	798	1,085	10	1,893	1,880	4,026	4,464	218	9,518
TANNING AND DRESSING OF LEATHER; MANUFACTURE OF FOOTWEAR, LUGGAGE AND HANDBAGS	47	2,379	833	3	3,215	3,181	14,438	3,997	144	26,934
Tanning and dressing of leather,luggage and handbags	13	1,517	419	3	1,939	1,935	10,700	2,730	120	21,760
Manufacture of footwear.....	34	862	414	-	1,276	1,246	3,738	1,266	24	5,174
MANUFACTURE OF WOOD AND OF PRODUCTS OF WOOD AND CORK, EXCEPT FURNITURE	6	109	7	-	116	114	353	12	-	366
Manufacture of wood and of products of wood and cork, except furniture.....	6	109	7	-	116	114	353	12	-	366
MANUFACTURE OF PAPER, PAPER PRODUCTS AND PRINTING.....	50	1,122	672	16	1,810	1,796	7,206	3,267	180	11,539
Manufacture of paper and paper products.....	4	90	117	-	207	206	930	680	-	1,857
Publishing and printing services.....	46	1,032	555	16	1,603	1,590	6,275	2,587	180	9,681
MANUFACTURE OF CHEMICALS AND CHEMICAL PRODUCTS.....	27	976	684	-	1,660	1,653	6,260	3,746	-	10,983
Manufacture of basic chemicals, except fertilizers and nitrogen compounds.....	-	-	-	-	-	-	-	-	-	-
Manufacture of paints, varnishes and mastics	6	215	62	-	277	277	1,311	360	-	1,818

1. Details may not add to row total, because the total include other benefits paid to persons not classified by sex and nationality.

NUMBER OF PERSONS ENGAGED BY SEX, NATIONALITY, TOTAL WAGES AND SALARIES
AND INDUSTRIAL GROUP - PRIVATE, 2000/2001 (1993 E.F.Y)

TABLE 4.13 (Contd..)

INDUSTRIAL GROUP	NO.OF ESTAB.	NO. OF PERSONS ENGAGED				NO. OF EMPLOY.	1 WAGES AND SALARIES(IN'000 BIRR)				
		ETHIOPIANS		FOREIG- NERS	TOTAL		ETHIOPIANS		FOREIG- NERS	TOTAL	
		MALE	FEMALE				MALE	FEMALE			
Manufacture of pharmaceuticals, medicinal chemicals and botanical products.....	3	221	323	-	544	543	1,803	1,905	-	3,794	
Manufacture of soap and detergents cleaning and polishing, perfumes and toilet preparations.....	15	516	270	-	786	783	2,980	1,356	-	5,040	
Manufacture of chemical products n.e.c.	3	24	29	-	53	50	167	125	-	331	
MANUFACTURE OF RUBBER AND PLASTIC PRODCUCTS.....	28	1,359	642	3	2,004	1,996	6,176	2,591	-	9,595	
Manufacture of rubber products.....	4	145	34	-	179	177	732	251	-	1,132	
Manufacture of plastic products.....	24	1,214	608	3	1,825	1,819	5,444	2,340	-	8,463	
MANUFACTURE OF OTHER NON-METALLIC MINERAL PRODUCTS ...	69	2,140	212	-	2,352	2,170	8,087	764	-	9,664	
Manufacture of glass and glass products.....	-	-	-	-	-	-	-	-	-	-	
Manufacture of structural clay products	5	150	22	-	172	170	358	40	-	398	
Manufacture of cement, lime and plaster	1	9	-	-	9	9	25	-	-	25	
Manufacture of articles of concrete, cement and plaster	56	1,431	154	-	1,585	1,522	4,029	364	-	4,426	
Manufacture of non-metallic mineral products n.e.c..	7	550	36	-	586	469	3,675	360	-	4,815	
MANUFACTURE OF BASIC IRON AND STEEL.....	8	401	81	3	485	485	2,031	442	-	2,708	
Manufacture of basic iron and steel.....	8	401	81	3	485	485	2,031	442	-	2,708	
MANUFACTURE OF FABRICATED METAL PRODUCTS EXCEPT MACHINERY AND EQUIPMENT	48	1,328	179	14	1,521	1,473	7,492	896	371	9,586	
Manufacture of structural metal products, tanks, reservoirs and containers of metal	23	547	60	9	616	591	2,667	263	229	3,608	
Manufacture of cutlery, hand tools and general hardware	7	125	24	1	150	141	485	62	14	597	
Manufacture of other fabricated metal products	18	656	95	4	755	741	4,340	572	127	5,381	
MANUFACTURE OF MACHINERY AND EQUIPMENT N.E.C.	8	159	15	3	177	172	806	53	73	998	
Manufacture of pumps, compressors, taps and valves..	-	-	-	-	-	-	-	-	-	-	
Manufacture of ovens, furnaces and furnace burners..	2	27	5	-	32	31	154	20	-	176	
Manufacture of other general purpose machinery.....	-	-	-	-	-	-	-	-	-	-	
Manufacture of machinery for food and beverage processing	5	123	8	3	134	132	630	30	73	796	
Manufacture of accumulators, primary cells and and primary batteries	1	9	2	-	11	9	22	4	-	26	
MANUFACTURE OF MOTOR VEHICLES,TRAILERS & SEMI-TRAILERS	8	797	62	-	859	857	8,174	385	-	10,500	
Manufacture of bodies for motor vehicles.....	7	734	50	-	784	784	7,598	292	-	9,831	
Manufacture of parts and accessories for motor vehicles and their engines.....	1	63	12	-	75	73	577	93	-	669	
MANUFACTURE OF FURNITURE; MANUFACTURING N.E.C.	114	3,351	473	3	3,827	3,693	15,940	2,298	58	19,507	
Manufacture of furniture; manufacturing n.e.c.....	114	3,351	473	3	3,827	3,693	15,940	2,298	58	19,507	
T O T A L	657	28,014	11,252	73	39,339	38,678	143,749	52,857	2,084	230,863	

1. Details may not add to row total, because the total include other benefits paid to persons not classified by sex and nationality.

NUMBER OF PERMANENT EMPLOYEES* BY WAGES AND SALARIES GROUP - PUBLIC AND PRIVATE
2000/2001 (1993 E.F.Y)

TABLE 4.14

INDUSTRIAL GROUP	NO. OF ESTAB.	UNDER 105	105-299	300-499	500-699	700-999	1000- 1449	1500- 1999	2000 & OVER	TOTAL
MANUFACTURE OF FOOD PRODUCTS AND BEVERAGES.....	251	473	5,364	6,299	3,396	4,309	2,763	1,578	438	24,620
Production, processing and preserving of meat, fruit and vegetables	9	1	230	1,148	305	182	147	67	10	2,090
Manufacture of vegetable and animal oils and fats...	27	43	375	309	71	149	98	57	2	1,104
Manufacture of dairy products	2	-	237	62	20	25	6	6	4	360
Manufacture of grain mill products	55	27	1,083	825	393	414	242	123	36	3,143
Manufacture of prepared animal feeds	3	-	108	28	19	11	9	1	2	178
Manufacture of bakery products	104	352	1,277	496	458	248	163	63	16	3,073
Manufacture of sugar and sugar confectionery	8	12	793	1,230	1,031	1,245	937	505	104	5,857
Manufacture of macaroni and spaghetti.....	4	-	83	201	32	72	17	4	-	409
Manufacture of food products n.e.c.	9	14	436	344	52	67	57	22	12	1,004
Distilling, rectifying and blending of spirits	11	24	150	118	194	73	99	95	12	765
Manufacture of wines	2	-	3	3	75	292	81	48	19	521
Manufacture of malt liquors and malt	7	-	169	261	107	918	466	380	147	2,448
Manufacture of soft drinks & production of mineral waters	10	-	420	1,274	639	613	441	207	74	3,668
MANUFACTURE OF TOBACCO PRODUCTS	1	-	-	-	10	322	246	163	52	793
Manufacture of tobacco products.....	1	-	-	-	10	322	246	163	52	793
MANUFACTURE OF TEXTILES	35	29	7,976	8,470	3,895	1,966	1,048	403	107	23,894
Spinning, weaving and finishing of textiles	26	-	6,264	7,075	3,768	1,758	995	383	101	20,344
Manufacture of cordage, rope, twine and netting	2	-	1,610	1,374	123	201	52	20	6	3,386
Knitting mills	7	29	102	21	4	7	1	-	-	164
MANUFACTURE OF WEARING APPAREL, EXCEPT FUR APPAREL....	24	34	2,569	1,091	217	191	122	38	11	4,273
Manufacture of wearing apparel except fur apparel....	24	34	2,569	1,091	217	191	122	38	11	4,273
TANNING AND DRESSING OF LEATHER; MANUFACTURE OF FOOTWEAR, LUGGAGE AND HANDBAGS	54	29	1,373	1,166	874	1,799	998	383	89	6,711
Tanning and dressing of leather, luggage and handbags	17	5	569	437	370	973	730	307	65	3,456
Manufacture of footwear.....	37	24	804	729	504	826	268	76	24	3,255
MANUFACTURE OF WOOD AND OF PRODUCTS OF WOOD AND CORK, EXCEPT FURNITURE	14	7	360	324	131	139	70	39	5	1,075
Manufacture of wood and of products of wood and cork, except furniture.....	14	7	360	324	131	139	70	39	5	1,075
MANUFACTURE OF PAPER, PAPER PRODUCTS AND PRINTING.....	59	72	1,185	961	641	1,256	807	337	105	5,364
Manufacture of paper and paper products.....	6	-	179	244	123	380	215	72	32	1,245
Publishing and printing services.....	53	72	1,006	717	518	876	592	265	73	4,119
MANUFACTURE OF CHEMICALS AND CHEMICAL PRODUCTS.....	38	21	889	880	418	744	443	228	78	3,701
Manufacture of basic chemicals, except fertilizers and nitrogen compounds.....	4	-	184	173	99	198	113	70	17	854
Manufacture of paints, varnishes and mastics	8	-	89	96	56	112	76	40	22	491

* The number of employees refers to the number of permanent employees in the month of June, according to the Ethiopian Fiscal Year

NUMBER OF PERMANENT EMPLOYEES* BY WAGES AND SALARIES GROUP - PUBLIC AND PRIVATE
2000/2001 (1993 E.F.Y)

TABLE 4.14 (Contd..)

INDUSTRIAL GROUP	NO. OF ESTAB.	UNDER 105	105-299	300-499	500-699	700-999	1000- 1449	1500- 1999	2000 & OVER	TOTAL
Manufacture of pharmaceuticals, medicinal chemicals and botanical products.....	4	-	184	252	95	257	147	69	23	1,027
Manufacture of soap and detergents cleaning and polishing, perfumes and toilet preparations.....	17	21	338	301	135	149	92	44	14	1,094
Manufacture of chemical products n.e.c.	5	-	94	58	33	28	15	5	2	235
MANUFACTURE OF RUBBER AND PLASTIC PRODUCTS.....	32	25	1,172	563	278	579	555	156	77	3,405
Manufacture of rubber products.....	5	-	151	132	95	244	336	61	49	1,068
Manufacture of plastic products.....	27	25	1,021	431	183	335	219	95	28	2,337
MANUFACTURE OF OTHER NON-METALLIC MINERAL PRODUCTS ...	87	31	1,041	1,081	579	959	712	384	103	4,890
Manufacture of glass and glass products.....	1	-	32	54	39	59	88	26	6	304
Manufacture of structural clay products	8	3	117	103	54	52	22	12	2	365
Manufacture of cement, lime and plaster	6	-	122	197	205	447	291	248	59	1,569
Manufacture of articles of concrete, cement and plaster	61	27	619	319	155	177	124	30	12	1,463
Manufacture of non-metallic mineral products n.e.c..	11	1	151	408	126	224	187	68	24	1,189
MANUFACTURE OF BASIC IRON AND STEEL.....	10	1	173	109	70	175	253	108	41	930
Manufacture of basic iron and steel.....	10	1	173	109	70	175	253	108	41	930
MANUFACTURE OF FABRICATED METAL PRODUCTS EXCEPT MACHINERY AND EQUIPMENT	53	46	723	651	277	333	322	169	59	2,580
Manufacture of structural metal products, tanks, reservoirs and containers of metal	23	20	191	121	52	78	37	19	9	527
Manufacture of cutlery, hand tools and general hardware	9	13	116	146	94	68	29	13	3	482
Manufacture of other fabricated metal products	21	13	416	384	131	187	256	137	47	1,571
MANUFACTURE OF MACHINERY AND EQUIPMENT N.E.C.	8	6	39	45	18	18	19	9	5	159
Manufacture of pumps, compressors, taps and valves..	-	-	-	-	-	-	-	-	-	-
Manufacture of ovens, furnaces and furnace burners..	2	-	5	10	10	3	3	5	-	36
Manufacture of other general purpose machinery.....	-	-	-	-	-	-	-	-	-	-
Manufacture of machinery for food and beverage processing	5	4	30	30	8	15	16	4	5	112
Manufacture of accumulators, primary cells and and primary batteries	1	2	4	5	-	-	-	-	-	11
MANUFACTURE OF MOTOR VEHICLES, TRAILERS & SEMI-TRAILERS	9	7	75	66	55	119	149	129	45	645
Manufacture of bodies for motor vehicles.....	8	-	51	50	49	108	142	124	45	569
Manufacture of parts and accessories for motor vehicles and their engines.....	1	7	24	16	6	11	7	5	-	76
MANUFACTURE OF FURNITURE; MANUFACTURING N.E.C.	121	169	939	723	382	629	381	107	24	3,354
Manufacture of furniture; manufacturing n.e.c.....	121	169	939	723	382	629	381	107	24	3,354
T O T A L	796	950	23,878	22,429	11,241	13,538	8,888	4,231	1,239	86,394

* The number of employees refers to the number of permanent employees in the month of June, according to the Ethiopian Fiscal Year

NUMBER OF PRODUCTION, APPARENTECES AND TEMPORARY WORKERS BY SEX, NATIONALITY AND INDUSTRIAL GROUP - PUBLIC AND PRIVATE
2000/2001 (1993 E.F.Y.)

TABLE 4.15

INDUSTRIAL GROUP	NO. OF ESTAB.	NUMBER OF PERMANENT PRODUCTION WORKERS				NUMBER OF PAID APPARENTECES			NUMBER OF UNPAID APPARENTECES			NUMBER OF SEASONAL AND TEMPORARY WORKERS
		ETHIOPIANS		FOREIGNERS	TOTAL	MALE	FEMALE	TOTAL	MALE	FEMALE	TOTAL	
		MALE	FEMALE									
MANUFACTURE OF FOOD PRODUCTS AND BEVERAGES.....	251	8,580	3,079	1	11,660	19	15	34	31	9	40	3,928
Production, processing and preserving of meat, fruit and vegetables	9	752	389	-	1,141	-	-	-	-	-	-	873
Manufacture of vegetable and animal oils and fats...	27	395	45	-	440	8	7	15	2	-	2	309
Manufacture of dairy products	2	42	20	-	62	-	-	-	-	-	-	69
Manufacture of grain mill products	55	1,251	230	-	1,481	4	-	4	2	-	2	388
Manufacture of prepared animal feeds	3	60	18	-	78	-	-	-	-	-	-	13
Manufacture of bakery products	104	1,190	685	-	1,875	5	6	11	3	-	3	511
Manufacture of sugar and sugar confectionery	8	2,529	139	1	2,669	2	2	4	24	9	33	554
Manufacture of macaroni and spaghetti.....	4	152	99	-	251	-	-	-	-	-	-	42
Manufacture of food products n.e.c.	9	213	168	-	381	-	-	-	-	-	-	123
Distilling, rectifying and blending of spirits	11	131	208	-	339	-	-	-	-	-	-	265
Manufacture of wines	2	207	135	-	342	-	-	-	-	-	-	9
Manufacture of malt liquors and malt	7	516	288	-	804	-	-	-	-	-	-	424
Manufacture of soft drinks & production of mineral waters	10	1,142	655	-	1,797	-	-	-	-	-	-	348
MANUFACTURE OF TOBACCO PRODUCTS	1	249	211	-	460	-	-	-	-	-	-	-
Manufacture of tobacco products.....	1	249	211	-	460	-	-	-	-	-	-	-
MANUFACTURE OF TEXTILES	35	7,158	6,827	34	14,019	842	1,513	2,355	-	2	2	3,314
Spinning, weaving and finishing of textiles	26	6,143	5,799	34	11,976	842	1,513	2,355	-	1	1	2,977
Manufacture of cordage, rope, twine and netting	2	987	943	-	1,930	-	-	-	-	-	-	320
Knitting mills	7	28	85	-	113	-	-	-	-	1	1	17
MANUFACTURE OF WEARING APPAREL, EXCEPT FUR APPAREL....	24	745	2,096	10	2,851	5	-	5	1	17	18	161
Manufacture of wearing apparel except fur apparel....	24	745	2,096	10	2,851	5	-	5	1	17	18	161
TANNING AND DRESSING OF LEATHER; MANUFACTURE OF FOOTWEAR, LUGGAGE AND HANDBAGS	54	2,876	1,464	-	4,340	11	17	28	-	-	-	598
Tanning and dressing of leather, luggage and handbags	17	1,693	450	-	2,143	-	-	-	-	-	-	390
Manufacture of footwear.....	37	1,183	1,014	-	2,197	11	17	28	-	-	-	208
MANUFACTURE OF WOOD AND OF PRODUCTS OF WOOD AND CORK, EXCEPT FURNITURE	14	444	107	-	551	-	-	-	-	-	-	124
Manufacture of wood and of products of wood and cork, except furniture.....	14	444	107	-	551	-	-	-	-	-	-	124
MANUFACTURE OF PAPER, PAPER PRODUCTS AND PRINTING.....	59	1,791	1,371	10	3,172	4	4	8	7	12	19	424
Manufacture of paper and paper products.....	6	446	290	-	736	-	-	-	-	-	-	145
Publishing and printing services.....	53	1,345	1,081	10	2,436	4	4	8	7	12	19	279
MANUFACTURE OF CHEMICALS AND CHEMICAL PRODUCTS.....	38	1,228	821	-	2,049	-	-	-	-	-	-	529
Manufacture of basic chemicals, except fertilizers and nitrogen compounds.....	4	391	15	-	406	-	-	-	-	-	-	300
Manufacture of paints, varnishes and mastics	8	185	31	-	216	-	-	-	-	-	-	34

NUMBER OF PRODUCTION, APPARENTECES AND TEMPORARY WORKERS BY SEX, NATIONALITY AND INDUSTRIAL GROUP - PUBLIC AND PRIVATE
2000/2001 (1993 E.F.Y)

TABLE 4.15 (Contd..)

INDUSTRIAL GROUP	NO. OF ESTAB.	NUMBER OF PERMANENT PRODUCTION WORKERS				NUMBER OF PAID APPARENTECES			NUMBER OF UNPAID APPARENTECES			NUMBER OF SEASONAL AND TEMPORARY WORKERS
		ETHIOPIANS		FOREIGNERS	TOTAL	MALE	FEMALE	TOTAL	MALE	FEMALE	TOTAL	
		MALE	FEMALE									
Manufacture of pharmaceuticals, medicinal chemicals and botanical products.....	4	275	466	-	741	-	-	-	-	-	-	-
Manufacture of soap and detergents cleaning and polishing, perfumes and toilet preparations.....	17	331	247	-	578	-	-	-	-	-	-	194
Manufacture of chemical products n.e.c.	5	46	62	-	108	-	-	-	-	-	-	1
MANUFACTURE OF RUBBER AND PLASTIC PRODCUTS.....	32	1,451	604	-	2,055	-	-	-	-	2	2	248
Manufacture of rubber products.....	5	470	22	-	492	-	-	-	-	-	-	18
Manufacture of plastic products.....	27	981	582	-	1,563	-	-	-	-	2	2	230
MANUFACTURE OF OTHER NON-METALLIC MINERAL PRODUCTS ...	87	1,678	387	-	2,065	4	3	7	-	1	1	2,792
Manufacture of glass and glass products.....	1	93	23	-	116	-	-	-	-	-	-	163
Manufacture of structural clay products	8	114	77	-	191	-	-	-	-	-	-	360
Manufacture of cement, lime and plaster	6	556	36	-	592	-	-	-	-	-	-	447
Manufacture of articles of concrete, cement and plaster	61	577	132	-	709	4	3	7	-	1	1	1,233
Manufacture of non-metallic mineral products n.e.c..	11	338	119	-	457	-	-	-	-	-	-	589
MANUFACTURE OF BASIC IRON AND STEEL.....	10	464	50	-	514	-	-	-	-	-	-	206
Manufacture of basic iron and steel.....	10	464	50	-	514	-	-	-	-	-	-	206
MANUFACTURE OF FABRICATED METAL PRODUCTS EXCEPT MACHINERY AND EQUIPMENT	53	992	93	2	1,087	88	34	122	21	-	21	221
Manufacture of structural metal products, tanks, reservoirs and containers of metal	23	333	15	1	349	13	1	14	15	-	15	68
Manufacture of cutlery, hand tools and general hardware	9	57	21	-	78	57	33	90	-	-	-	58
Manufacture of other fabricated metal products	21	602	57	1	660	18	-	18	6	-	6	95
MANUFACTURE OF MACHINERY AND EQUIPMENT N.E.C.	8	102	1	-	103	11	-	11	-	-	-	22
Manufacture of pumps, compressors, taps and valves..	-	-	-	-	-	-	-	-	-	-	-	-
Manufacture of ovens, furnaces and furnace burners..	2	21	-	-	21	-	-	-	-	-	-	-
Manufacture of other general purpose machinery.....	-	-	-	-	-	-	-	-	-	-	-	-
Manufacture of machinery for food and beverage processing	5	73	1	-	74	11	-	11	-	-	-	22
Manufacture of accumulators, primary cells and and primary batteries	1	8	-	-	8	-	-	-	-	-	-	-
MANUFACTURE OF MOTOR VEHICLES, TRAILERS & SEMI-TRAILERS	9	344	7	-	351	31	5	36	-	-	-	353
Manufacture of bodies for motor vehicles.....	8	313	7	-	320	24	5	29	-	-	-	353
Manufacture of parts and accessories for motor vehicles and their engines.....	1	31	-	-	31	7	-	7	-	-	-	-
MANUFACTURE OF FURNITURE; MANUFACTURING N.E.C.	121	1,995	214	1	2,210	132	13	145	60	2	62	796
Manufacture of furniture; manufacturing n.e.c.....	121	1,995	214	1	2,210	132	13	145	60	2	62	796
T O T A L	796	30,097	17,332	58	47,487	1,147	1,604	2,751	120	45	165	13,716

NUMBER OF ADMINISTRATIVE, TECHNICAL, CLERICAL AND OFFICE WORKERS BY SEX, NATIONALITY
AND INDUSTRIAL GROUP - PUBLIC AND PRIVATE
2000/2001 (1993 E.F.Y)

TABLE 4.16

INDUSTRIAL GROUP	NO. OF ESTAB.	NO. OF ADMINISTRATIVE, TECHNICAL, CLERICAL AND OFFICE WORKERS			
		ETHIOPIANS		FOREIGNERS	TOTAL
		MALE	FEMALE		
MANUFACTURE OF FOOD PRODUCTS AND BEVERAGES.....	251	9,147	2,442	8	11,597
Production, processing and preserving of meat, fruit and vegetables	9	669	205	-	874
Manufacture of vegetable and animal oils and fats...	27	417	124	-	541
Manufacture of dairy products	2	240	64	-	304
Manufacture of grain mill products	55	1,040	378	2	1,420
Manufacture of prepared animal feeds	3	76	10	-	86
Manufacture of bakery products	104	684	425	-	1,109
Manufacture of sugar and sugar confectionery	8	2,526	326	-	2,852
Manufacture of macaroni and spaghetti.....	4	112	30	-	142
Manufacture of food products n.e.c.	9	269	62	-	331
Distilling, rectifying and blending of spirits	11	290	125	-	415
Manufacture of wines	2	151	86	-	237
Manufacture of malt liquors and malt	7	1,251	299	6	1,556
Manufacture of soft drinks & production of mineral waters	10	1,422	308	-	1,730
MANUFACTURE OF TOBACCO PRODUCTS	1	240	122	-	362
Manufacture of tobacco products.....	1	240	122	-	362
MANUFACTURE OF TEXTILES	35	3,326	1,256	12	4,594
Spinning, weaving and finishing of textiles	26	2,873	1,151	12	4,036
Manufacture of cordage, rope, twine and netting	2	428	88	-	516
Knitting mills	7	25	17	-	42
MANUFACTURE OF WEARING APPAREL, EXCEPT FUR APPAREL....	24	384	301	-	685
Manufacture of wearing apparel except fur apparel...	24	384	301	-	685
TANNING AND DRESSING OF LEATHER; MANUFACTURE OF FOOTWEAR, LUGGAGE AND HANDBAGS	54	1,512	559	3	2,074
Tanning and dressing of leather, luggage and handbags	17	931	275	3	1,209
Manufacture of footwear.....	37	581	284	-	865
MANUFACTURE OF WOOD AND OF PRODUCTS OF WOOD AND CORK, EXCEPT FURNITURE	14	277	81	-	358
Manufacture of wood and of products of wood and cork, except furniture.....	14	277	81	-	358
MANUFACTURE OF PAPER, PAPER PRODUCTS AND PRINTING.....	59	1,198	693	5	1,896
Manufacture of paper and paper products.....	6	326	150	-	476
Publishing and printing services.....	53	872	543	5	1,420
MANUFACTURE OF CHEMICALS AND CHEMICAL PRODUCTS.....	38	1,055	436	-	1,491
Manufacture of basic chemicals, except fertilizers and nitrogen compounds.....	4	320	87	-	407
Manufacture of paints, varnishes and mastics	8	183	77	-	260

NUMBER OF ADMINISTRATIVE, TECHNICAL, CLERICAL AND OFFICE WORKERS BY SEX, NATIONALITY
AND INDUSTRIAL GROUP - PUBLIC AND PRIVATE
2000/2001 (1993 E.F.Y)

TABLE 4.16 (Contd..)

INDUSTRIAL GROUP	NO. OF ESTAB.	NO. OF ADMINISTRATIVE, TECHNICAL, CLERICAL AND OFFICE WORKERS			
		ETHIOPIANS		FOREIGNERS	TOTAL
		MALE	FEMALE		
Manufacture of pharmaceuticals, medicinal chemicals and botanical products.....	4	184	120	-	304
Manufacture of soap and detergents cleaning and polishing, perfumes and toilet preparations.....	17	303	119	-	422
Manufacture of chemical products n.e.c.	5	65	33	-	98
MANUFACTURE OF RUBBER AND PLASTIC PRODUCTS.....	32	760	334	2	1,096
Manufacture of rubber products.....	5	376	113	-	489
Manufacture of plastic products.....	27	384	221	2	607
MANUFACTURE OF OTHER NON-METALLIC MINERAL PRODUCTS ...	87	1,911	552	-	2,463
Manufacture of glass and glass products.....	1	121	57	-	178
Manufacture of structural clay products	8	105	39	-	144
Manufacture of cement, lime and plaster	6	748	145	-	893
Manufacture of articles of concrete, cement and plaster	61	490	153	-	643
Manufacture of non-metallic mineral products n.e.c..	11	447	158	-	605
MANUFACTURE OF BASIC IRON AND STEEL.....	10	274	103	3	380
Manufacture of basic iron and steel.....	10	274	103	3	380
MANUFACTURE OF FABRICATED METAL PRODUCTS EXCEPT MACHINERY AND EQUIPMENT	53	802	215	9	1,026
Manufacture of structural metal products, tanks, reservoirs and containers of metal	23	100	39	6	145
Manufacture of cutlery, hand tools and general hardware	9	127	24	1	152
Manufacture of other fabricated metal products	21	575	152	2	729
MANUFACTURE OF MACHINERY AND EQUIPMENT N.E.C.	8	21	12	3	36
Manufacture of pumps, compressors, taps and valves..	-	-	-	-	-
Manufacture of ovens, furnaces and furnace burners..	2	6	4	-	10
Manufacture of other general purpose machinery.....	-	-	-	-	-
Manufacture of machinery for food and beverage processing	5	15	7	3	25
Manufacture of accumulators, primary cells and and primary batteries	1	-	1	-	1
MANUFACTURE OF MOTOR VEHICLES, TRAILERS & SEMI-TRAILERS	9	217	103	-	320
Manufacture of bodies for motor vehicles.....	8	194	91	-	285
Manufacture of parts and accessories for motor vehicles and their engines.....	1	23	12	-	35
MANUFACTURE OF FURNITURE; MANUFACTURING N.E.C.	121	695	320	2	1,017
Manufacture of furniture; manufacturing n.e.c.....	121	695	320	2	1,017
T O T A L	796	21,819	7,529	47	29,395

NUMBER OF WORKING PROPRIETORS, ACTIVE PARTNERS AND FAMILY WORKERS BY SEX, NATIONALITY
AND INDUSTRIAL GROUP - PRIVATE 2000/2001 (1993 E.F.Y)

TABLE 4.17

INDUSTRIAL GROUP	NO. OF ESTAB.	NUMBER OF WORKING PROPRIETORS, ACTIVE PARTNERS AND FAMILY WORKERS			
		ETHIOPIANS		FOREIGNERS	TOTAL
		MALE	FEMALE		
MANUFACTURE OF FOOD PRODUCTS AND BEVERAGES.....	208	151	49	-	200
Production, processing and preserving of meat, fruit and vegetables	6	-	-	-	-
Manufacture of vegetable and animal oils and fats...	22	31	4	-	35
Manufacture of dairy products	1	-	-	-	-
Manufacture of grain mill products	47	26	3	-	29
Manufacture of prepared animal feeds	1	1	-	-	1
Manufacture of bakery products	99	72	35	-	107
Manufacture of sugar and sugar confectionery	5	9	1	-	10
Manufacture of macaroni and spaghetti.....	1	-	-	-	-
Manufacture of food products n.e.c.	8	4	3	-	7
Distilling, rectifying and blending of spirits	7	8	3	-	11
Manufacture of wines	-	-	-	-	-
Manufacture of malt liquors and malt	3	-	-	-	-
Manufacture of soft drinks & production of mineral waters	8	-	-	-	-
MANUFACTURE OF TOBACCO PRODUCTS	-	-	-	-	-
Manufacture of tobacco products.....	-	-	-	-	-
MANUFACTURE OF TEXTILES	16	8	4	-	12
Spinning, weaving and finishing of textiles	9	1	1	-	2
Manufacture of cordage, rope, twine and netting	-	-	-	-	-
Knitting mills	7	7	3	-	10
MANUFACTURE OF WEARING APPAREL, EXCEPT FUR APPAREL....	20	7	6	-	13
Manufacture of wearing apparel except fur apparel...	20	7	6	-	13
TANNING AND DRESSING OF LEATHER; MANUFACTURE OF FOOTWEAR, LUGGAGE AND HANDBAGS	47	24	10	-	34
Tanning and dressing of leather, luggage and handbags	13	2	2	-	4
Manufacture of footwear.....	34	22	8	-	30
MANUFACTURE OF WOOD AND OF PRODUCTS OF WOOD AND CORK, EXCEPT FURNITURE	6	-	2	-	2
Manufacture of wood and of products of wood and cork, except furniture.....	6	-	2	-	2
MANUFACTURE OF PAPER, PAPER PRODUCTS AND PRINTING.....	50	11	2	1	14
Manufacture of paper and paper products.....	4	1	-	-	1
Publishing and printing services.....	46	10	2	1	13
MANUFACTURE OF CHEMICALS AND CHEMICAL PRODUCTS.....	27	3	4	-	7
Manufacture of basic chemicals, except fertilizers and nitrogen compounds.....	-	-	-	-	-
Manufacture of paints, varnishes and mastics	6	-	-	-	-

NUMBER OF WORKING PROPRIETORS, ACTIVE PARTNERS AND FAMILY WORKERS BY SEX, NATIONALITY
AND INDUSTRIAL GROUP - PRIVATE 2000/2001 (1993 E.F.Y)

TABLE 4.17(Contd..)

INDUSTRIAL GROUP	NO. OF ESTAB.	NUMBER OF WORKING PROPRIETORS, ACTIVE PARTNERS AND FAMILY WORKERS			
		ETHIOPIANS		FOREIGNERS	TOTAL
		MALE	FEMALE		
Manufacture of pharmaceuticals, medicinal chemicals and botanical products.....	3	-	1	-	1
Manufacture of soap and detergents cleaning and polishing, perfumes and toilet preparations.....	15	2	1	-	3
Manufacture of chemical products n.e.c.	3	1	2	-	3
MANUFACTURE OF RUBBER AND PLASTIC PRODCUTS.....	28	6	1	1	8
Manufacture of rubber products.....	4	1	1	-	2
Manufacture of plastic products.....	24	5	-	1	6
MANUFACTURE OF OTHER NON-METALLIC MINERAL PRODUCTS ...	69	169	13	-	182
Manufacture of glass and glass products.....	-	-	-	-	-
Manufacture of structural clay products	5	2	-	-	2
Manufacture of cement, lime and plaster	1	-	-	-	-
Manufacture of articles of concrete, cement and plaster	56	50	13	-	63
Manufacture of non-metallic mineral products n.e.c..	7	117	-	-	117
MANUFACTURE OF BASIC IRON AND STEEL.....	8	-	-	-	-
Manufacture of basic iron and steel.....	8	-	-	-	-
MANUFACTURE OF FABRICATED METAL PRODUCTS EXCEPT MACHINERY AND EQUIPMENT	48	140	39	3	182
Manufacture of structural metal products, tanks, reservoirs and containers of metal	23	18	5	2	25
Manufacture of cutlery, hand tools and general hardware	7	112	31	-	143
Manufacture of other fabricated metal products	18	10	3	1	14
MANUFACTURE OF MACHINERY AND EQUIPMENT N.E.C.	8	3	2	-	5
Manufacture of pumps, compressors, taps and valves..	-	-	-	-	-
Manufacture of ovens, furnaces and furnace burners..	2	-	1	-	1
Manufacture of other general purpose machinery.....	-	-	-	-	-
Manufacture of machinery for food and beverage processing	5	2	-	-	2
Manufacture of accumulators, primary cells and and primary batteries	1	1	1	-	2
MANUFACTURE OF MOTOR VEHICLES, TRAILERS & SEMI-TRAILERS	8	2	-	-	2
Manufacture of bodies for motor vehicles.....	7	-	-	-	-
Manufacture of parts and accessories for motor vehicles and their engines.....	1	2	-	-	2
MANUFACTURE OF FURNITURE; MANUFACTURING N.E.C.	114	98	36	-	134
Manufacture of furniture; manufacturing n.e.c.....	114	98	36	-	134
T O T A L	657	622	168	5	795

BASIC WAGES AND SALARIES, COMMISSION, BONUSES, ALLOWANCES, FOOD AND LODGING AND SUPPLEMENTS
TO WAGES AND SALARIES BY INDUSTRIAL GROUP - PUBLIC AND PRIVATE
2000/2001 (1993 E.F.Y)

TABLE 4.18

(IN '000 BIRR)

INDUSTRIAL GROUP	NO. OF ESTAB.	WAGES AND SALARIES				SUPPLEMENTS TO WAGES AND SALARIES
		BASIC WAGES & SALARIES	COMMISSION BONUSES AND ALLOWANCES	FOOD AND LODGING	TOTAL	
MANUFACTURE OF FOOD PRODUCTS AND BEVERAGES.....	251	180,600	18,658	19,433	218,691	16,018
Production, processing and preserving of meat, fruit and vegetables	9	13,857	822	981	15,659	611
Manufacture of vegetable and animal oils and fats...	27	7,253	140	293	7,686	283
Manufacture of dairy products	2	1,706	14	21	1,741	102
Manufacture of grain mill products	55	19,232	849	1,067	21,148	1,104
Manufacture of prepared animal feeds	3	768	86	56	910	30
Manufacture of bakery products	104	15,531	947	1,024	17,502	256
Manufacture of sugar and sugar confectionery	8	51,348	4,511	7,738	63,598	8,759
Manufacture of macaroni and spaghetti.....	4	2,958	224	294	3,475	195
Manufacture of food products n.e.c.	9	3,797	225	68	4,089	172
Distilling, rectifying and blending of spirits	11	6,012	67	1,629	7,707	405
Manufacture of wines	2	3,869	218	111	4,197	261
Manufacture of malt liquors and malt	7	28,268	5,775	2,132	36,175	1,766
Manufacture of soft drinks & production of mineral waters	10	26,003	4,780	4,019	34,802	2,073
MANUFACTURE OF TOBACCO PRODUCTS	1	9,538	1,203	659	11,401	624
Manufacture of tobacco products.....	1	9,538	1,203	659	11,401	624
MANUFACTURE OF TEXTILES	35	104,925	2,563	6,087	113,574	5,973
Spinning, weaving and finishing of textiles	26	93,758	2,120	4,776	100,654	4,981
Manufacture of cordage, rope, twine and netting	2	10,830	443	1,309	12,582	990
Knitting mills	7	337	-	1	338	2
MANUFACTURE OF WEARING APPAREL, EXCEPT FUR APPAREL....	24	15,149	663	642	16,454	824
Manufacture of wearing apparel except fur apparel....	24	15,149	663	642	16,454	824
TANNING AND DRESSING OF LEATHER; MANUFACTURE OF FOOTWEAR, LUGGAGE AND HANDBAGS	54	45,256	10,244	4,802	60,302	4,372
Tanning and dressing of leather, luggage and handbags	17	25,565	8,271	4,438	38,274	3,551
Manufacture of footwear.....	37	19,691	1,973	364	22,028	821
MANUFACTURE OF WOOD AND OF PRODUCTS OF WOOD AND CORK, EXCEPT FURNITURE	14	5,998	407	162	6,567	255
Manufacture of wood and of products of wood and cork, except furniture.....	14	5,998	407	162	6,567	255
MANUFACTURE OF PAPER, PAPER PRODUCTS AND PRINTING.....	59	42,175	2,411	2,674	47,259	1,591
Manufacture of paper and paper products.....	6	10,382	458	424	11,264	410
Publishing and printing services.....	53	31,793	1,953	2,250	35,996	1,181
MANUFACTURE OF CHEMICALS AND CHEMICAL PRODUCTS.....	38	26,251	1,431	1,631	29,314	1,250
Manufacture of basic chemicals, except fertilizers and nitrogen compounds.....	4	6,275	167	312	6,754	298
Manufacture of paints, varnishes and mastics	8	3,628	260	180	4,068	207

BASIC WAGES AND SALARIES, COMMISSION, BONUSES, ALLOWANCES, FOOD AND LODGING AND SUPPLEMENTS
TO WAGES AND SALARIES BY INDUSTRIAL GROUP - PUBLIC AND PRIVATE
2000/2001 (1993 E.F.Y)

TABLE 4.18(Contd..)

(IN '000 BIRR)

INDUSTRIAL GROUP	NO. OF ESTAB.	WAGES AND SALARIES				SUPPLEMENTS TO WAGES AND SALARIES
		BASIC WAGES & SALARIES	COMMISSION BONUSES AND ALLOWANCES	FOOD AND LODGING	TOTAL	
and botanical products.....	4	8,476	382	509	9,368	506
Manufacture of soap and detergents cleaning and polishing, perfumes and toilet preparations.....	17	6,977	616	557	8,150	167
Manufacture of chemical products n.e.c.	5	894	6	74	974	73
MANUFACTURE OF RUBBER AND PLASTIC PRODUCTS.....	32	24,770	1,688	1,744	28,202	1,166
Manufacture of rubber products.....	5	11,994	1,032	785	13,811	614
Manufacture of plastic products.....	27	12,776	656	959	14,391	552
MANUFACTURE OF OTHER NON-METALLIC MINERAL PRODUCTS ...	87	46,560	4,787	2,423	53,770	1,983
Manufacture of glass and glass products.....	1	2,849	134	182	3,165	145
Manufacture of structural clay products	8	2,822	-	60	2,882	135
Manufacture of cement, lime and plaster	6	20,218	3,723	1,022	24,963	825
Manufacture of articles of concrete, cement and plaster	61	10,832	525	387	11,744	341
Manufacture of non-metallic mineral products n.e.c..	11	9,839	405	772	11,016	537
MANUFACTURE OF BASIC IRON AND STEEL.....	10	11,772	411	1,851	14,034	269
Manufacture of basic iron and steel.....	10	11,772	411	1,851	14,034	269
MANUFACTURE OF FABRICATED METAL PRODUCTS EXCEPT MACHINERY AND EQUIPMENT	53	17,867	781	805	19,453	712
Manufacture of structural metal products, tanks, reservoirs and containers of metal	23	3,158	399	51	3,608	32
Manufacture of cutlery, hand tools and general hardware	9	2,635	28	221	2,885	128
Manufacture of other fabricated metal products	21	12,074	354	533	12,960	553
MANUFACTURE OF MACHINERY AND EQUIPMENT N.E.C.	8	932	61	4	998	5
Manufacture of pumps, compressors, taps and valves..	-	-	-	-	-	-
Manufacture of ovens, furnaces and furnace burners..	2	174	-	1	176	-
Manufacture of other general purpose machinery.....	-	-	-	-	-	-
Manufacture of machinery for food and beverage processing	5	732	61	3	796	5
Manufacture of accumulators, primary cells and and primary batteries	1	26	-	-	26	-
MANUFACTURE OF MOTOR VEHICLES, TRAILERS & SEMI-TRAILERS	9	12,109	2,023	799	14,931	703
Manufacture of bodies for motor vehicles.....	8	11,440	2,023	799	14,262	703
Manufacture of parts and accessories for motor vehicles and their engines.....	1	669	-	-	669	-
MANUFACTURE OF FURNITURE; MANUFACTURING N.E.C.	121	20,868	725	671	22,263	607
Manufacture of furniture; manufacturing n.e.c.....	121	20,868	725	671	22,263	607
T O T A L	796	564,769	48,055	44,389	657,214	36,353

WAGES AND SALARIES OF PRODUCTION WORKERS AND SEASONAL AND TEMPORARY WORKERS BY SEX,
NATIONALITY AND INDUSTRIAL GROUP - PUBLIC AND PRIVATE 2000/2001 (1993 E.F.Y)

TABLE 4.19

(IN '000 BIRR)

INDUSTRIAL GROUP	NO. OF ESTAB.	WAGES AND SALARIES OF PRODUCTION WORKERS				SALARY OF PAID APPARENTECES			WAGES AND SALARIES OF SEASONAL AND TEMPORARY WORKERS
		ETHIOPIANS		FOREIGNERS	TOTAL	MALE	FEMALE	TOTAL	
		MALE	FEMALE						
MANUFACTURE OF FOOD PRODUCTS AND BEVERAGES.....	251	58,373	14,892	5	73,270	33	23	56	13,445
Production, processing and preserving of meat, fruit and vegetables	9	3,772	2,708	-	6,480	-	-	-	2,435
Manufacture of vegetable and animal oils and fats...	27	2,003	197	-	2,200	20	13	34	1,139
Manufacture of dairy products	2	164	47	-	210	-	-	-	124
Manufacture of grain mill products	55	6,830	1,083	-	7,913	7	-	7	920
Manufacture of prepared animal feeds	3	234	66	-	300	-	-	-	23
Manufacture of bakery products	104	6,201	1,475	5	7,682	3	6	10	1,277
Manufacture of sugar and sugar confectionery	8	22,373	1,210	-	23,583	2	3	5	3,113
Manufacture of macaroni and spaghetti.....	4	955	307	-	1,262	-	-	-	225
Manufacture of food products n.e.c.	9	858	367	-	1,224	-	-	-	442
Distilling, rectifying and blending of spirits	11	1,015	1,186	-	2,202	-	-	-	1,181
Manufacture of wines	2	812	448	-	1,260	-	-	-	62
Manufacture of malt liquors and malt	7	6,593	2,446	-	9,039	-	-	-	1,413
Manufacture of soft drinks & production of mineral waters	10	6,563	3,352	-	9,915	-	-	-	1,092
MANUFACTURE OF TOBACCO PRODUCTS	1	3,162	1,650	-	4,813	-	-	-	-
Manufacture of tobacco products.....	1	3,162	1,650	-	4,813	-	-	-	-
MANUFACTURE OF TEXTILES	35	29,002	27,663	2,181	58,846	-	-	-	5,773
Spinning, weaving and finishing of textiles	26	25,842	24,256	2,181	52,278	-	-	-	5,043
Manufacture of cordage, rope, twine and netting	2	3,109	3,248	-	6,357	-	-	-	716
Knitting mills	7	51	159	-	210	-	-	-	14
MANUFACTURE OF WEARING APPAREL, EXCEPT FUR APPAREL....	24	3,680	7,096	218	10,994	4	-	4	308
Manufacture of wearing apparel except fur apparel....	24	3,680	7,096	218	10,994	4	-	4	308
TANNING AND DRESSING OF LEATHER; MANUFACTURE OF FOOTWEAR, LUGGAGE AND HANDBAGS	54	18,606	7,825	42	26,473	71	40	112	1,157
Tanning and dressing of leather, luggage and handbags	17	10,954	2,647	42	13,643	-	-	-	829
Manufacture of footwear.....	37	7,652	5,177	-	12,830	71	40	112	328
MANUFACTURE OF WOOD AND OF PRODUCTS OF WOOD AND CORK, EXCEPT FURNITURE	14	3,164	210	-	3,374	-	-	-	244
Manufacture of wood and of products of wood and cork, except furniture.....	14	3,164	210	-	3,374	-	-	-	244
MANUFACTURE OF PAPER, PAPER PRODUCTS AND PRINTING.....	59	16,385	9,007	36	25,429	24	3	26	1,180
Manufacture of paper and paper products.....	6	4,141	1,895	-	6,035	-	-	-	222
Publishing and printing services.....	53	12,245	7,113	36	19,393	24	3	26	958
MANUFACTURE OF CHEMICALS AND CHEMICAL PRODUCTS.....	38	8,021	4,659	-	12,680	-	-	-	1,635
Manufacture of basic chemicals, except fertilizers and nitrogen compounds.....	4	1,739	111	-	1,850	-	-	-	1,196
Manufacture of paints, varnishes and mastics	8	1,096	113	-	1,209	-	-	-	67

BASIC WAGES AND SALARIES OF PRODUCTION WORKERS AND SEASONAL AND TEMPORARY WORKERS BY SEX,
NATIONALITY AND INDUSTRIAL GROUP - PUBLIC AND PRIVATE 2000/2001 (1993 E.F.Y)

TABLE 4.19(Contd..)

(IN '000 BIRR)

INDUSTRIAL GROUP	NO. OF ESTAB.	WAGES AND SALARIES OF PRODUCTION WORKERS				SALARY OF PAID APPARENTECES			WAGES AND SALARIES OF SEASONAL AND TEMPORARY WORKERS
		ETHIOPIANS		FOREIGNERS	TOTAL	MALE	FEMALE	TOTAL	
		MALE	FEMALE						
and botanical products.....	4	2,511	3,085	-	5,596	-	-	-	-
Manufacture of soap and detergents cleaning and polishing, perfumes and toilet preparations.....	17	2,379	989	-	3,368	-	-	-	369
Manufacture of chemical products n.e.c.	5	296	362	-	658	-	-	-	4
MANUFACTURE OF RUBBER AND PLASTIC PRODCUTS.....	32	10,598	3,867	-	14,464	-	-	-	618
Manufacture of rubber products.....	5	5,571	1,430	-	7,001	-	-	-	63
Manufacture of plastic products.....	27	5,027	2,436	-	7,463	-	-	-	554
MANUFACTURE OF OTHER NON-METALLIC MINERAL PRODUCTS ...	87	14,664	1,929	-	16,593	4	-	4	8,032
Manufacture of glass and glass products.....	1	589	43	-	632	-	-	-	210
Manufacture of structural clay products	8	940	351	-	1,291	-	-	-	683
Manufacture of cement, lime and plaster	6	6,568	310	-	6,878	-	-	-	2,068
Manufacture of articles of concrete, cement and plaster	61	3,919	649	-	4,568	4	-	4	3,589
Manufacture of non-metallic mineral products n.e.c..	11	2,648	577	-	3,225	-	-	-	1,483
MANUFACTURE OF BASIC IRON AND STEEL.....	10	3,919	173	-	4,092	-	-	-	475
Manufacture of basic iron and steel.....	10	3,919	173	-	4,092	-	-	-	475
MANUFACTURE OF FABRICATED METAL PRODUCTS EXCEPT MACHINERY AND EQUIPMENT	53	7,949	975	34	8,958	62	4	66	746
Manufacture of structural metal products, tanks, reservoirs and containers of metal	23	1,783	69	12	1,864	23	4	26	242
Manufacture of cutlery, hand tools and general hardware	9	959	407	14	1,380	-	-	-	169
Manufacture of other fabricated metal products	21	5,208	499	7	5,714	39	-	39	335
MANUFACTURE OF MACHINERY AND EQUIPMENT N.E.C.	8	548	6	-	554	11	-	11	49
Manufacture of pumps, compressors, taps and valves..	-	-	-	-	-	-	-	-	-
Manufacture of ovens, furnaces and furnace burners..	2	117	-	-	117	-	-	-	-
Manufacture of other general purpose machinery.....	-	-	-	-	-	-	-	-	-
Manufacture of machinery for food and beverage processing	5	409	6	-	415	11	-	11	49
Manufacture of accumulators, primary cells and and primary batteries	1	22	-	-	22	-	-	-	-
MANUFACTURE OF MOTOR VEHICLES,TRAILERS & SEMI-TRAILERS	9	3,541	79	-	3,620	137	31	168	3,987
Manufacture of bodies for motor vehicles.....	8	3,239	79	-	3,318	133	31	164	3,987
Manufacture of parts and accessories for motor vehicles and their engines.....	1	302	-	-	302	4	-	4	-
MANUFACTURE OF FURNITURE; MANUFACTURING N.E.C.	121	10,224	988	10	11,221	170	30	199	2,131
Manufacture of furniture; manufacturing n.e.c.....	121	10,224	988	10	11,221	170	30	199	2,131
T O T A L	796	191,837	81,018	2,526	275,381	516	130	646	39,780

BASIC WAGES AND SALARIES OF ADMINISTRATIVE, TECHNICAL, CLERICAL AND OFFICE WORKERS
BY SEX, NATIONALITY AND INDUSTRIAL GROUP - PUBLIC AND PRIVATE
2000/2001 (1993 E.F.Y)

TABLE 4.20

(IN '000 BIRR)

INDUSTRIAL GROUP	NO. OF ESTAB.	WAGES AND SALARIES OF ADMINISTRATIVE, TECHNICAL, CLERICAL AND OFFICE WORKERS			
		ETHIOPIANS		FOREIGNERS	TOTAL
		MALE	FEMALE		
MANUFACTURE OF FOOD PRODUCTS AND BEVERAGES.....	211	75,243	17,792	795	93,830
Production, processing and preserving of meat, fruit and vegetables	7	3,612	1,331	-	4,943
Manufacture of vegetable and animal oils and fats....	18	2,900	981	-	3,881
Manufacture of dairy products	2	921	451	-	1,372
Manufacture of grain mill products	52	8,053	2,309	29	10,392
Manufacture of prepared animal feeds	3	391	54	-	444
Manufacture of bakery products	86	5,143	1,420	-	6,563
Manufacture of sugar and sugar confectionery	5	21,624	3,022	-	24,647
Manufacture of macaroni and spaghetti.....	3	1,202	269	-	1,470
Manufacture of food products n.e.c.	9	1,690	441	-	2,130
Distilling, rectifying and blending of spirits	8	1,736	893	-	2,629
Manufacture of wines	1	1,733	814	-	2,547
Manufacture of malt liquors and malt	7	13,833	3,217	766	17,816
Manufacture of soft drinks & production of mineral waters	10	12,406	2,591	-	14,996
MANUFACTURE OF TOBACCO PRODUCTS	1	3,456	1,269	-	4,725
Manufacture of tobacco products.....	1	3,456	1,269	-	4,725
MANUFACTURE OF TEXTILES	33	29,897	9,612	798	40,306
Spinning, weaving and finishing of textiles	25	26,671	8,968	798	36,436
Manufacture of cordage, rope, twine and netting	2	3,165	592	-	3,757
Knitting mills	6	61	52	-	113
MANUFACTURE OF WEARING APPAREL, EXCEPT FUR APPAREL.....	22	2,055	1,787	-	3,843
Manufacture of wearing apparel except fur apparel....	22	2,055	1,787	-	3,843
TANNING AND DRESSING OF LEATHER; MANUFACTURE OF FOOTWEAR, LUGGAGE AND HANDBAGS	49	13,212	4,200	102	17,515
Tanning and dressing of leather, luggage and handbags.	17	8,735	2,279	78	11,093
Manufacture of footwear.....	32	4,477	1,921	24	6,422
MANUFACTURE OF WOOD AND OF PRODUCTS OF WOOD AND CORK, EXCEPT FURNITURE	14	1,622	758	-	2,380
Manufacture of wood and of products of wood and cork, except furniture.....	14	1,622	758	-	2,380
MANUFACTURE OF PAPER, PAPER PRODUCTS AND PRINTING.....	58	10,280	5,115	144	15,539
Manufacture of paper and paper products.....	6	3,045	1,079	-	4,124
Publishing and printing services.....	52	7,235	4,036	144	11,415
MANUFACTURE OF CHEMICALS AND CHEMICAL PRODUCTS.....	35	8,561	3,375	-	11,936
Manufacture of basic chemicals, except fertilizers and nitrogen compounds.....	4	2,658	572	-	3,230
Manufacture of paints, varnishes and mastics	8	1,708	645	-	2,353

BASIC WAGES AND SALARIES OF ADMINISTRATIVE, TECHNICAL, CLERICAL AND OFFICE WORKERS
BY SEX, NATIONALITY AND INDUSTRIAL GROUP - PUBLIC AND PRIVATE
2000/2001 (1993 E.F.Y)

TABLE 4.20(Contd..)

(IN '000 BIRR)

INDUSTRIAL GROUP	NO. OF ESTAB.	WAGES AND SALARIES OF ADMINISTRATIVE, TECHNICAL, CLERICAL AND OFFICE WORKERS			
		ETHIOPIANS		FOREIGNERS	TOTAL
		MALE	FEMALE		
Manufacture of pharmaceuticals, medicinal chemicals and botanical products.....	4	1,879	1,001	-	2,880
Manufacture of soap and detergents cleaning and polishing, perfumes and toilet preparations.....	16	2,155	1,085	-	3,240
Manufacture of chemical products n.e.c.	3	161	72	-	233
MANUFACTURE OF RUBBER AND PLASTIC PRODUCTS.....	29	6,690	2,998	-	9,688
Manufacture of rubber products.....	5	3,481	1,449	-	4,930
Manufacture of plastic products.....	24	3,209	1,549	-	4,758
MANUFACTURE OF OTHER NON-METALLIC MINERAL PRODUCTS	73	17,574	4,357	-	21,930
Manufacture of glass and glass products.....	1	1,474	532	-	2,006
Manufacture of structural clay products	5	622	226	-	848
Manufacture of cement, lime and plaster	6	9,636	1,637	-	11,273
Manufacture of articles of concrete, cement and plaster	52	1,867	804	-	2,671
Manufacture of non-metallic mineral products n.e.c....	9	3,975	1,157	-	5,132
MANUFACTURE OF BASIC IRON AND STEEL.....	10	4,936	2,269	-	7,205
Manufacture of basic iron and steel.....	10	4,936	2,269	-	7,205
MANUFACTURE OF FABRICATED METAL PRODUCTS EXCEPT MACHINERY AND EQUIPMENT	49	6,115	1,647	337	8,098
Manufacture of structural metal products, tanks, reservoirs and containers of metal	22	619	190	217	1,026
Manufacture of cutlery, hand tools and general hardware	7	822	265	-	1,087
Manufacture of other fabricated metal products	20	4,673	1,192	120	5,985
MANUFACTURE OF MACHINERY AND EQUIPMENT N.E.C.	8	197	48	73	318
Manufacture of pumps, compressors, taps and valves...	-	-	-	-	-
Manufacture of ovens, furnaces and furnace burners...	2	37	20	-	57
Manufacture of other general purpose machinery.....	-	-	-	-	-
Manufacture of machinery for food and beverage processing	5	160	24	73	257
Manufacture of accumulators, primary cells and and primary batteries	1	-	4	-	4
MANUFACTURE OF MOTOR VEHICLES, TRAILERS & SEMI-TRAILERS.	7	3,253	885	195	4,334
Manufacture of bodies for motor vehicles.....	6	2,983	792	195	3,971
Manufacture of parts and accessories for motor vehicles and their engines.....	1	271	93	-	363
MANUFACTURE OF FURNITURE; MANUFACTURING N.E.C.	108	5,472	1,795	48	7,315
Manufacture of furniture; manufacturing n.e.c.....	108	5,472	1,795	48	7,315
T O T A L	707	188,563	57,907	2,492	248,962

NUMBER OF ESTABLISHMENTS AND NUMBER OF PERSONS ENGAGED BY SIZE OF PERSONS ENGAGED
AND INDUSTRIAL GROUP-PUBLIC AND PRIVATE 2000/2001 (1993 E.F.Y)

TABLE 4.21

INDUSTRIAL GROUP	NO. OF ESTABLISHMENTS BY SIZE OF PERSONS ENGAGED				NO. OF PERSONS ENGAGED BY SIZE GROUP			
	10 - 19	20 - 49	50 AND OVER	TOTAL	10 - 19	20 - 49	50 AND OVER	TOTAL
MANUFACTURE OF FOOD PRODUCTS AND BEVERAGES.....	93	60	96	249	1,189	1,719	24,398	27,306
Production, processing and preserving of meat, fruit and vegetables	-	-	9	9	-	-	2,888	2,888
Manufacture of vegetable and animal oils and fats...	17	3	7	27	173	85	1,084	1,342
Manufacture of dairy products	-	-	2	2	-	-	435	435
Manufacture of grain mill products	15	19	20	54	208	592	2,514	3,314
Manufacture of prepared animal feeds	1	-	2	3	10	-	168	178
Manufacture of bakery products	52	30	21	103	705	796	1,971	3,472
Manufacture of sugar and sugar confectionery	4	1	3	8	35	22	6,066	6,123
Manufacture of macaroni and spaghetti.....	-	-	4	4	-	-	435	435
Manufacture of food products n.e.c.....	3	2	4	9	46	84	712	842
Distilling, rectifying and blending of spirits	1	5	5	11	12	140	878	1,030
Manufacture of wines	-	-	2	2	-	-	588	588
Manufacture of malt liquors and malt	-	-	7	7	-	-	2,784	2,784
Manufacture of soft drinks & production of mineral waters	-	-	10	10	-	-	3,875	3,875
MANUFACTURE OF TOBACCO PRODUCTS	-	-	1	1	-	-	822	822
Manufacture of tobacco products.....	-	-	1	1	-	-	822	822
MANUFACTURE OF TEXTILES	4	6	25	35	57	196	24,043	24,296
Spinning, weaving and finishing of textiles	2	1	23	26	33	37	21,277	21,347
Manufacture of cordage, rope, twine and netting	-	-	2	2	-	-	2,766	2,766
Knitting mills	2	5	-	7	24	159	-	183
MANUFACTURE OF WEARING APPAREL, EXCEPT FUR APPAREL....	6	7	11	24	85	245	3,403	3,733
Manufacture of wearing apparel except fur apparel....	6	7	11	24	85	245	3,403	3,733
TANNING AND DRESSING OF LEATHER; MANUFACTURE OF FOOTWEAR, LUGGAGE AND HANDBAGS	11	18	25	54	147	609	6,318	7,074
Tanning and dressing of leather, luggage and handbags	-	1	16	17	-	44	3,702	3,746
Manufacture of footwear.....	11	17	9	37	147	565	2,616	3,328
MANUFACTURE OF WOOD AND OF PRODUCTS OF WOOD AND CORK, EXCEPT FURNITURE	5	4	5	14	56	120	825	1,001
Manufacture of wood and of products of wood and cork, except furniture.....	5	4	5	14	56	120	825	1,001
MANUFACTURE OF PAPER, PAPER PRODUCTS AND PRINTING....	20	20	19	59	259	619	4,655	5,533
Manufacture of paper and paper products.....	2	-	4	6	23	-	1,335	1,358
Publishing and printing services.....	18	20	15	53	236	619	3,320	4,175
MANUFACTURE OF CHEMICALS AND CHEMICAL PRODUCTS.....	7	12	19	38	85	370	3,621	4,076
Manufacture of basic chemicals, except fertilizers and nitrogen compounds.....	-	-	4	4	-	-	1,113	1,113
Manufacture of paints, varnishes and mastics	1	3	4	8	11	100	399	510

NUMBER OF ESTABLISHMENTS AND NUMBER OF PERSONS ENGAGED BY SIZE OF PERSONS ENGAGED
AND INDUSTRIAL GROUP-PUBLIC AND PRIVATE 2000/2001 (1993 E.F.Y)

TABLE 4.21(Contd..)

INDUSTRIAL GROUP	NO. OF ESTABLISHMENTS BY SIZE OF PERSONS ENGAGED				NO. OF PERSONS ENGAGED BY SIZE GROUP			
	10 - 19	20 - 49	50 AND OVER	TOTAL	10 - 19	20 - 49	50 AND OVER	TOTAL
Manufacture of pharmaceuticals, medicinal chemicals and botanical products.....	-	1	3	4	-	39	1,007	1,046
Manufacture of soap and detergents cleaning and polishing, perfumes and toilet preparations.....	3	7	7	17	33	205	959	1,197
Manufacture of chemical products n.e.c.	3	1	1	5	41	26	143	210
MANUFACTURE OF RUBBER AND PLASTIC PRODUCTS.....	5	9	18	32	70	274	3,065	3,409
Manufacture of rubber products.....	1	1	3	5	15	46	940	1,001
Manufacture of plastic products.....	4	8	15	27	55	228	2,125	2,408
MANUFACTURE OF OTHER NON-METALLIC MINERAL PRODUCTS ...	40	22	25	87	525	664	6,262	7,451
Manufacture of glass and glass products.....	-	-	1	1	-	-	457	457
Manufacture of structural clay products	2	2	4	8	21	72	604	697
Manufacture of cement, lime and plaster	1	1	4	6	9	47	1,876	1,932
Manufacture of articles of concrete, cement and plaster	34	16	11	61	463	431	1,703	2,597
Manufacture of non-metallic mineral products n.e.c..	3	3	5	11	32	114	1,622	1,768
MANUFACTURE OF BASIC IRON AND STEEL.....	1	3	6	10	17	112	971	1,100
Manufacture of basic iron and steel.....	1	3	6	10	17	112	971	1,100
MANUFACTURE OF FABRICATED METAL PRODUCTS EXCEPT MACHINERY AND EQUIPMENT	20	18	14	52	265	470	1,916	2,651
Manufacture of structural metal products, tanks, reservoirs and containers of metal	12	8	3	23	164	198	254	616
Manufacture of cutlery, hand tools and general hardware	4	1	3	8	56	27	430	513
Manufacture of other fabricated metal products	4	9	8	21	45	245	1,232	1,522
MANUFACTURE OF MACHINERY AND EQUIPMENT N.E.C.	3	5	-	8	33	144	-	177
Manufacture of pumps, compressors, taps and valves..	-	-	-	-	-	-	-	-
Manufacture of ovens, furnaces and furnace burners..	1	1	-	2	10	22	-	32
Manufacture of other general purpose machinery.....	-	-	-	-	-	-	-	-
Manufacture of machinery for food and beverage processing	1	4	-	5	12	122	-	134
Manufacture of accumulators, primary cells and and primary batteries	1	-	-	1	11	-	-	11
MANUFACTURE OF MOTOR VEHICLES, TRAILERS & SEMI-TRAILERS	2	1	6	9	14	43	1,005	1,062
Manufacture of bodies for motor vehicles.....	2	1	5	8	14	43	930	987
Manufacture of parts and accessories for motor vehicles and their engines.....	-	-	1	1	-	-	75	75
MANUFACTURE OF FURNITURE; MANUFACTURING N.E.C.	64	34	22	120	901	982	2,466	4,349
Manufacture of furniture; manufacturing n.e.c.....	64	34	22	120	901	982	2,466	4,349
T O T A L	281	219	292	792	3,703	6,567	83,770	94,040

NUMBER OF ESTABLISHMENTS AND NUMBER OF PERSONS ENGAGED BY SIZE OF PERSONS ENGAGED
AND INDUSTRIAL GROUP - PUBLIC 2000/2001 (1993 E.F.Y)

TABLE 4.22

INDUSTRIAL GROUP	NO. OF ESTABLISHMENTS BY SIZE OF PERSONS ENGAGED				NO. OF PERSONS ENGAGED BY SIZE GROUP			
	10 - 19	20 - 49	50 AND OVER	TOTAL	10 - 19	20 - 49	50 AND OVER	TOTAL
MANUFACTURE OF FOOD PRODUCTS AND BEVERAGES.....	-	-	43	43	-	-	15,573	15,573
Production, processing and preserving of meat, fruit and vegetables	-	-	3	3	-	-	1,032	1,032
Manufacture of vegetable and animal oils and fats...	-	-	5	5	-	-	921	921
Manufacture of dairy products	-	-	1	1	-	-	220	220
Manufacture of grain mill products	-	-	8	8	-	-	1,322	1,322
Manufacture of prepared animal feeds	-	-	2	2	-	-	168	168
Manufacture of bakery products	-	-	5	5	-	-	996	996
Manufacture of sugar and sugar confectionery	-	-	3	3	-	-	6,066	6,066
Manufacture of macaroni and spaghetti	-	-	3	3	-	-	368	368
Manufacture of food products n.e.c.	-	-	1	1	-	-	100	100
Distilling, rectifying and blending of spirits	-	-	4	4	-	-	825	825
Manufacture of wines	-	-	2	2	-	-	588	588
Manufacture of malt liquors and malt	-	-	4	4	-	-	2,015	2,015
Manufacture of soft drinks & production of mineral waters	-	-	2	2	-	-	952	952
MANUFACTURE OF TOBACCO PRODUCTS	-	-	1	1	-	-	822	822
Manufacture of tobacco products.....	-	-	1	1	-	-	822	822
MANUFACTURE OF TEXTILES	-	1	18	19	-	37	16,726	16,763
Spinning, weaving and finishing of textiles	-	1	16	17	-	37	13,960	13,997
Manufacture of cordage, rope, twine and netting	-	-	2	2	-	-	2,766	2,766
Knitting mills	-	-	-	-	-	-	-	-
MANUFACTURE OF WEARING APPAREL, EXCEPT FUR APPAREL....	-	-	4	4	-	-	1,840	1,840
Manufacture of wearing apparel except fur apparel...	-	-	4	4	-	-	1,840	1,840
TANNING AND DRESSING OF LEATHER; MANUFACTURE OF FOOTWEAR, LUGGAGE AND HANDBAGS	-	-	7	7	-	-	3,859	3,859
Tanning and dressing of leather, luggage and handbags	-	-	4	4	-	-	1,807	1,807
Manufacture of footwear.....	-	-	3	3	-	-	2,052	2,052
MANUFACTURE OF WOOD AND OF PRODUCTS OF WOOD AND CORK, EXCEPT FURNITURE	2	1	5	8	13	47	825	885
Manufacture of wood and of products of wood and cork, except furniture.....	2	1	5	8	13	47	825	885
MANUFACTURE OF PAPER, PAPER PRODUCTS AND PRINTING.....	-	-	9	9	-	-	3,723	3,723
Manufacture of paper and paper products.....	-	-	2	2	-	-	1,151	1,151
Publishing and printing services.....	-	-	7	7	-	-	2,572	2,572
MANUFACTURE OF CHEMICALS AND CHEMICAL PRODUCTS.....	1	-	10	11	14	-	2,402	2,416
Manufacture of basic chemicals, except fertilizers and nitrogen compounds.....	-	-	4	4	-	-	1,113	1,113
Manufacture of paints, varnishes and mastics	-	-	2	2	-	-	233	233

NUMBER OF ESTABLISHMENTS AND NUMBER OF PERSONS ENGAGED BY SIZE OF PERSONS ENGAGED
AND INDUSTRIAL GROUP - PUBLIC 2000/2001 (1993 E.F.Y)

TABLE 4.22(Contd..)

INDUSTRIAL GROUP	NO. OF ESTABLISHMENTS BY SIZE OF PERSONS ENGAGED				NO. OF PERSONS ENGAGED BY SIZE GROUP			
	10 - 19	20 - 49	50 AND OVER	TOTAL	10 - 19	20 - 49	50 AND OVER	TOTAL
Manufacture of pharmaceuticals, medicinal chemicals and botanical products.....	-	-	1	1	-	-	502	502
Manufacture of soap and detergents cleaning and polishing, perfumes and toilet preparations.....	-	-	2	2	-	-	411	411
Manufacture of chemical products n.e.c.	1	-	1	2	14	-	143	157
MANUFACTURE OF RUBBER AND PLASTIC PRODCUTS.....	-	-	4	4	-	-	1,405	1,405
Manufacture of rubber products.....	-	-	1	1	-	-	822	822
Manufacture of plastic products.....	-	-	3	3	-	-	583	583
MANUFACTURE OF OTHER NON-METALLIC MINERAL PRODUCTS ...	1	1	16	18	16	47	5,095	5,158
Manufacture of glass and glass products.....	-	-	1	1	-	-	457	457
Manufacture of structural clay products	-	-	3	3	-	-	525	525
Manufacture of cement, lime and plaster	-	1	4	5	-	47	1,876	1,923
Manufacture of articles of concrete, cement and plaster	-	-	5	5	-	-	1,071	1,071
Manufacture of non-metallic mineral products n.e.c..	1	-	3	4	16	-	1,166	1,182
MANUFACTURE OF BASIC IRON AND STEEL.....	-	-	2	2	-	-	615	615
Manufacture of basic iron and steel.....	-	-	2	2	-	-	615	615
MANUFACTURE OF FABRICATED METAL PRODUCTS EXCEPT MACHINERY AND EQUIPMENT	-	-	5	5	-	-	1,138	1,138
Manufacture of structural metal products, tanks, reservoirs and containers of metal	-	-	-	-	-	-	-	-
Manufacture of cutlery, hand tools and general hardware	-	-	2	2	-	-	371	371
Manufacture of other fabricated metal products	-	-	3	3	-	-	767	767
MANUFACTURE OF MACHINERY AND EQUIPMENT N.E.C.	-	-	-	-	-	-	-	-
Manufacture of pumps, compressors, taps and valves..	-	-	-	-	-	-	-	-
Manufacture of ovens, furnaces and furnace burners..	-	-	-	-	-	-	-	-
Manufacture of other general purpose machinery.....	-	-	-	-	-	-	-	-
Manufacture of machinery for food and beverage processing	-	-	-	-	-	-	-	-
Manufacture of accumulators, primary cells and and primary batteries	-	-	-	-	-	-	-	-
MANUFACTURE OF MOTOR VEHICLES, TRAILERS & SEMI-TRAILERS	-	-	1	1	-	-	203	203
Manufacture of bodies for motor vehicles.....	-	-	1	1	-	-	203	203
Manufacture of parts and accessories for motor vehicles and their engines.....	-	-	-	-	-	-	-	-
MANUFACTURE OF FURNITURE; MANUFACTURING N.E.C. (.....	1	3	3	7	11	96	430	537
Manufacture of furniture; manufacturing n.e.c.....	1	3	3	7	11	96	430	537
T O T A L	5	6	128	139	54	227	54,656	54,937

NUMBER OF ESTABLISHMENTS AND NUMBER OF PERSONS ENGAGED BY SIZE OF PERSONS ENGAGED
AND INDUSTRIAL GROUP - PRIVATE 2000/2001 (1993 E.F.Y)

TABLE 4.23

INDUSTRIAL GROUP	NO. OF ESTABLISHMENTS BY SIZE OF PERSONS ENGAGED				NO. OF PERSONS ENGAGED BY SIZE GROUP			
	10 - 19	20 - 49	50 AND OVER	TOTAL	10 - 19	20 - 49	50 AND OVER	TOTAL
MANUFACTURE OF FOOD PRODUCTS AND BEVERAGES.....	93	60	53	206	1,189	1,719	8,825	11,733
Production, processing and preserving of meat, fruit and vegetables	-	-	6	6	-	-	1,856	1,856
Manufacture of vegetable and animal oils and fats...	17	3	2	22	173	85	163	421
Manufacture of dairy products	-	-	1	1	-	-	215	215
Manufacture of grain mill products	15	19	12	46	208	592	1,192	1,992
Manufacture of prepared animal feeds	1	-	-	1	10	-	-	10
Manufacture of bakery products	52	30	16	98	705	796	975	2,476
Manufacture of sugar and sugar confectionery	4	1	-	5	35	22	-	57
Manufacture of macaroni and spaghetti.....	-	-	1	1	-	-	67	67
Manufacture of food products n.e.c.	3	2	3	8	46	84	612	742
Distilling, rectifying and blending of spirits	1	5	1	7	12	140	53	205
Manufacture of wines	-	-	-	-	-	-	-	-
Manufacture of malt liquors and malt	-	-	3	3	-	-	769	769
Manufacture of soft drinks & production of mineral waters	-	-	8	8	-	-	2,923	2,923
MANUFACTURE OF TOBACCO PRODUCTS	-	-	-	-	-	-	-	-
Manufacture of tobacco products.....	-	-	-	-	-	-	-	-
MANUFACTURE OF TEXTILES	4	5	7	16	57	159	7,317	7,533
Spinning, weaving and finishing of textiles	2	-	7	9	33	-	7,317	7,350
Manufacture of cordage, rope, twine and netting	-	-	-	-	-	-	-	-
Knitting mills	2	5	-	7	24	159	-	183
MANUFACTURE OF WEARING APPAREL, EXCEPT FUR APPAREL....	6	7	7	20	85	245	1,563	1,893
Manufacture of wearing apparel except fur apparel...	6	7	7	20	85	245	1,563	1,893
TANNING AND DRESSING OF LEATHER; MANUFACTURE OF FOOTWEAR, LUGGAGE AND HANDBAGS	11	18	18	47	147	609	2,459	3,215
Tanning and dressing of leather, luggage and handbags	-	1	12	13	-	44	1,895	1,939
Manufacture of footwear.....	11	17	6	34	147	565	564	1,276
MANUFACTURE OF WOOD AND OF PRODUCTS OF WOOD AND CORK, EXCEPT FURNITURE	3	3	-	6	43	73	-	116
Manufacture of wood and of products of wood and cork, except furniture.....	3	3	-	6	43	73	-	116
MANUFACTURE OF PAPER, PAPER PRODUCTS AND PRINTING.....	20	20	10	50	259	619	932	1,810
Manufacture of paper and paper products.....	2	-	2	4	23	-	184	207
Publishing and printing services.....	18	20	8	46	236	619	748	1,603
MANUFACTURE OF CHEMICALS AND CHEMICAL PRODUCTS.....	6	12	9	27	71	370	1,219	1,660
Manufacture of basic chemicals, except fertilizers and nitrogen compounds.....	-	-	-	-	-	-	-	-
Manufacture of paints, varnishes and mastics	1	3	2	6	11	100	166	277

NUMBER OF ESTABLISHMENTS AND NUMBER OF PERSONS ENGAGED BY SIZE OF PERSONS ENGAGED
AND INDUSTRIAL GROUP - PRIVATE 2000/2001 (1993 E.F.Y)

TABLE 4.23 (Contd..)

INDUSTRIAL GROUP	NO. OF ESTABLISHMENTS BY SIZE OF PERSONS ENGAGED				NO. OF PERSONS ENGAGED BY SIZE GROUP			
	10 - 19	20 - 49	50 AND OVER	TOTAL	10 - 19	20 - 49	50 AND OVER	TOTAL
Manufacture of pharmaceuticals, medicinal chemicals and botanical products.....	-	1	2	3	-	39	505	544
Manufacture of soap and detergents cleaning and polishing, perfumes and toilet preparations.....	3	7	5	15	33	205	548	786
Manufacture of chemical products n.e.c.	2	1	-	3	27	26	-	53
MANUFACTURE OF RUBBER AND PLASTIC PRODUCTS.....	5	9	14	28	70	274	1,660	2,004
Manufacture of rubber products.....	1	1	2	4	15	46	118	179
Manufacture of plastic products.....	4	8	12	24	55	228	1,542	1,825
MANUFACTURE OF OTHER NON-METALLIC MINERAL PRODUCTS ...	39	21	9	69	509	617	1,167	2,293
Manufacture of glass and glass products.....	-	-	-	-	-	-	-	-
Manufacture of structural clay products	2	2	1	5	21	72	79	172
Manufacture of cement, lime and plaster	1	-	-	1	9	-	-	9
Manufacture of articles of concrete, cement and plaster	34	16	6	56	463	431	632	1,526
Manufacture of non-metallic mineral products n.e.c..	2	3	2	7	16	114	456	586
MANUFACTURE OF BASIC IRON AND STEEL.....	1	3	4	8	17	112	356	485
Manufacture of basic iron and steel.....	1	3	4	8	17	112	356	485
MANUFACTURE OF FABRICATED METAL PRODUCTS EXCEPT MACHINERY AND EQUIPMENT	20	18	9	47	265	470	778	1,513
Manufacture of structural metal products, tanks, reservoirs and containers of metal	12	8	3	23	164	198	254	616
Manufacture of cutlery, hand tools and general hardware	4	1	1	6	56	27	59	142
Manufacture of other fabricated metal products	4	9	5	18	45	245	465	755
MANUFACTURE OF MACHINERY AND EQUIPMENT N.E.C.	3	5	-	8	33	144	-	177
Manufacture of pumps, compressors, taps and valves..	-	-	-	-	-	-	-	-
Manufacture of ovens, furnaces and furnace burners..	1	1	-	2	10	22	-	32
Manufacture of other general purpose machinery.....	-	-	-	-	-	-	-	-
Manufacture of machinery for food and beverage processing	1	4	-	5	12	122	-	134
Manufacture of accumulators, primary cells and and primary batteries	1	-	-	1	11	-	-	11
MANUFACTURE OF MOTOR VEHICLES, TRAILERS & SEMI-TRAILERS	2	1	5	8	14	43	802	859
Manufacture of bodies for motor vehicles.....	2	1	4	7	14	43	727	784
Manufacture of parts and accessories for motor vehicles and their engines.....	-	-	1	1	-	-	75	75
MANUFACTURE OF FURNITURE; MANUFACTURING N.E.C.	63	31	19	113	890	886	2,036	3,812
Manufacture of furniture; manufacturing n.e.c.....	63	31	19	113	890	886	2,036	3,812
T O T A L	276	213	164	653	3,649	6,340	29,114	39,103

NUMBER OF ESTABLISHMENTS, GROSS VALUE OF PRODUCTION, INDUSTRIAL COSTS, INDIRECT TAXES NET
AND CENSUS VALUE ADDED BY INDUSTRIAL GROUP - PUBLIC AND PRIVATE, 2000/2001 (1993 E.F.Y)

TABLE 4.24

(IN '000 BIRR)

INDUSTRIAL GROUP	NO.OF ESTAB.	GROSS VALUE OF PRODUCTION	INDUSTRIAL COSTS	INDIRECT TAXES NET	CENSUS VALUE ADDED	
					AT MARKET PRICE	AT FACTOR COST
MANUFACTURE OF FOOD PRODUCTS AND BEVERAGES.....	251	3,335,204	1,326,339	561,865	2,008,865	1,447,000
Production, processing and preserving of meat, fruit and vegetables	9	146,628	74,616	9,052	72,013	62,961
Manufacture of vegetable and animal oils and fats...	27	108,362	78,653	6,082	29,709	23,627
Manufacture of dairy products	2	33,215	17,589	1,549	15,626	14,077
Manufacture of grain mill products	55	417,681	345,276	18,045	72,404	54,360
Manufacture of prepared animal feeds	3	5,794	3,646	154	2,148	1,995
Manufacture of bakery products	104	236,495	151,369	13,447	85,126	71,679
Manufacture of sugar and sugar confectionery	8	1,062,274	199,337	178,120	862,938	684,818
Manufacture of macaroni and spaghetti.....	4	99,495	65,168	10,229	34,327	24,098
Manufacture of food products n.e.c.	9	64,775	34,375	2,691	30,400	27,709
Distilling, rectifying and blending of spirits	11	68,359	12,265	27,164	56,095	28,931
Manufacture of wines	2	23,783	8,033	6,519	15,750	9,231
Manufacture of malt liquors and malt	7	658,799	175,744	182,064	483,055	300,991
Manufacture of soft drinks & production of mineral waters	10	409,543	160,269	106,750	249,274	142,524
MANUFACTURE OF TOBACCO PRODUCTS	1	250,417	93,452	85,729	156,965	71,236
Manufacture of tobacco products.....	1	250,417	93,452	85,729	156,965	71,236
MANUFACTURE OF TEXTILES	35	699,914	432,927	81,134	266,988	185,853
Spinning, weaving and finishing of textiles	26	650,458	405,865	74,418	244,593	170,175
Manufacture of cordage, rope, twine and netting	2	46,154	24,641	6,391	21,513	15,122
Knitting mills	7	3,303	2,421	325	882	556
MANUFACTURE OF WEARING APPAREL, EXCEPT FUR APPAREL....	24	55,721	31,374	4,958	24,347	19,389
Manufacture of wearing apparel except fur apparel....	24	55,721	31,374	4,958	24,347	19,389
TANNING AND DRESSING OF LEATHER; MANUFACTURE OF FOOTWEAR, LUGGAGE AND HANDBAGS	54	840,039	647,050	39,613	192,989	153,376
Tanning and dressing of leather, luggage and handbags	17	625,046	504,674	20,075	120,372	100,298
Manufacture of footwear.....	37	214,993	142,376	19,538	72,616	53,078
MANUFACTURE OF WOOD AND OF PRODUCTS OF WOOD AND CORK, EXCEPT FURNITURE	14	40,402	14,489	5,037	25,913	20,876
Manufacture of wood and of products of wood and cork, except furniture.....	14	40,402	14,489	5,037	25,913	20,876
MANUFACTURE OF PAPER, PAPER PRODUCTS AND PRINTING.....	59	379,180	199,288	22,283	179,892	157,609
Manufacture of paper and paper products.....	6	142,204	89,130	12,909	53,074	40,165
Publishing and printing services.....	53	236,975	110,157	9,375	126,818	117,443
MANUFACTURE OF CHEMICALS AND CHEMICAL PRODUCTS.....	38	501,723	316,231	44,700	185,492	140,792
Manufacture of basic chemicals, except fertilizers and nitrogen compounds.....	4	51,925	25,522	4,004	26,404	22,400
Manufacture of paints, varnishes and mastics	8	119,724	76,725	13,024	42,999	29,975

NUMBER OF ESTABLISHMENTS, GROSS VALUE OF PRODUCTION, INDUSTRIAL COSTS, INDIRECT TAXES NET
AND CENSUS VALUE ADDED BY INDUSTRIAL GROUP - PUBLIC AND PRIVATE, 2000/2001 (1993 E.F.Y)

TABLE 4.24 (Cont...)

(IN '000 BIRR)

INDUSTRIAL GROUP	NO.OF ESTAB.	GROSS VALUE OF PRODUCTION	INDUSTRIAL COSTS	INDIRECT TAXES NET	CENSUS VALUE ADDED	
					AT MARKET PRICE	AT FACTOR COST
Manufacture of pharmaceuticals, medicinal chemicals and botanical products.....	4	103,938	68,726	5,526	35,211	29,685
Manufacture of soap and detergents cleaning and polishing, perfumes and toilet preparations.....	17	214,647	137,951	20,861	76,697	55,836
Manufacture of chemical products n.e.c.	5	11,488	7,307	1,285	4,181	2,896
MANUFACTURE OF RUBBER AND PLASTIC PRODCUTS.....	32	439,056	244,594	32,670	194,462	161,792
Manufacture of rubber products.....	5	208,481	114,973	2,927	93,508	90,582
Manufacture of plastic products.....	27	230,575	129,621	29,743	100,954	71,211
MANUFACTURE OF OTHER NON-METALLIC MINERAL PRODUCTS ...	87	635,520	301,683	68,700	333,838	265,138
Manufacture of glass and glass products.....	1	22,181	7,662	2,318	14,519	12,200
Manufacture of structural clay products.....	8	15,473	5,845	2,939	9,629	6,689
Manufacture of cement, lime and plaster	6	447,845	209,526	48,903	238,319	189,415
Manufacture of articles of concrete, cement and plaster	61	79,149	41,938	6,167	37,211	31,044
Manufacture of non-metallic mineral products n.e.c..	11	70,872	36,711	8,371	34,161	25,789
MANUFACTURE OF BASIC IRON AND STEEL.....	10	403,739	300,204	46,793	103,535	56,742
Manufacture of basic iron and steel.....	10	403,739	300,204	46,793	103,535	56,742
MANUFACTURE OF FABRICATED METAL PRODUCTS EXCEPT MACHINERY AND EQUIPMENT	53	151,369	87,333	13,746	64,035	50,289
Manufacture of structural metal products, tanks, reservoirs and containers of metal	23	22,593	12,877	1,678	9,716	8,038
Manufacture of cutlery, hand tools and general hardware	9	17,212	9,367	1,265	7,844	6,579
Manufacture of other fabricated metal products	21	111,564	65,089	10,802	46,474	35,672
MANUFACTURE OF MACHINERY AND EQUIPMENT N.E.C.	8	5,508	2,512	288	2,996	2,708
Manufacture of pumps, compressors, taps and valves..	-	-	-	-	-	-
Manufacture of ovens, furnaces and furnace burners..	2	859	474	87	385	299
Manufacture of other general purpose machinery.....	-	-	-	-	-	-
Manufacture of machinery for food and beverage processing	5	4,498	1,966	185	2,531	2,346
Manufacture of accumulators, primary cells and and primary batteries	1	151	72	16	79	64
MANUFACTURE OF MOTOR VEHICLES, TRAILERS & SEMI-TRAILERS	9	567,502	403,734	27,228	163,768	136,540
Manufacture of bodies for motor vehicles.....	8	565,182	402,881	27,136	162,302	135,166
Manufacture of parts and accessories for motor vehicles and their engines.....	1	2,320	854	92	1,466	1,374
MANUFACTURE OF FURNITURE; MANUFACTURING N.E.C.	121	117,704	59,738	10,640	57,967	47,327
Manufacture of furniture; manufacturing n.e.c.....	121	117,704	59,738	10,640	57,967	47,327
T O T A L	796	8,422,998	4,460,948	1,045,385	3,962,051	2,916,665

NUMBER OF ESTABLISHMENTS, GROSS VALUE OF PRODUCTION, INDUSTRIAL COSTS, INDIRECT TAXES NET
AND CENSUS VALUE ADDED BY INDUSTRIAL GROUP - PUBLIC, 2000/2001 (1993 E.F.Y)

TABLE 4.25

(IN '000 BIRR)

INDUSTRIAL GROUP	NO. OF ESTAB.	GROSS VALUE OF PRODUCTION	INDUSTRIAL COSTS	INDIRECT TAXES NET	CENSUS VALUE ADDED	
					AT MARKET PRICE	AT FACTOR COST
MANUFACTURE OF FOOD PRODUCTS AND BEVERAGES.....	43	2,275,344	775,574	384,098	1,499,770	1,115,672
Production, processing and preserving of meat, fruit and vegetables	3	53,479	27,423	4,298	26,057	21,759
Manufacture of vegetable and animal oils and fats...	5	72,553	51,982	5,806	20,571	14,766
Manufacture of dairy products	1	15,535	7,239	730	8,296	7,566
Manufacture of grain mill products	8	218,961	184,741	10,471	34,220	23,749
Manufacture of prepared animal feeds	2	5,622	3,532	150	2,090	1,940
Manufacture of bakery products	5	121,971	73,066	10,394	48,905	38,511
Manufacture of sugar and sugar confectionery	3	1,061,181	198,593	178,084	862,588	684,504
Manufacture of macaroni and spaghetti	3	95,195	60,690	10,199	34,506	24,307
Manufacture of food products n.e.c.	1	15,238	10,053	666	5,185	4,519
Distilling, rectifying and blending of spirits	4	57,775	7,205	24,262	50,570	26,308
Manufacture of wines	2	23,783	8,033	6,519	15,750	9,231
Manufacture of malt liquors and malt	4	462,106	126,925	116,188	335,181	218,993
Manufacture of soft drinks & production of mineral waters	2	71,944	16,093	16,331	55,851	39,519
MANUFACTURE OF TOBACCO PRODUCTS	1	250,417	93,452	85,729	156,965	71,236
Manufacture of tobacco products	1	250,417	93,452	85,729	156,965	71,236
MANUFACTURE OF TEXTILES	19	515,337	321,365	66,182	193,972	127,790
Spinning, weaving and finishing of textiles	17	469,183	296,724	59,791	172,459	112,668
Manufacture of cordage, rope, twine and netting	2	46,154	24,641	6,391	21,513	15,122
Knitting mills	-	-	-	-	-	-
MANUFACTURE OF WEARING APPAREL, EXCEPT FUR APPAREL....	4	21,828	12,039	2,121	9,789	7,668
Manufacture of wearing apparel except fur apparel...	4	21,828	12,039	2,121	9,789	7,668
TANNING AND DRESSING OF LEATHER; MANUFACTURE OF FOOTWEAR, LUGGAGE AND HANDBAGS	7	338,210	227,149	25,812	111,060	85,248
Tanning and dressing of leather, luggage and handbags	4	241,381	168,911	14,626	72,470	57,843
Manufacture of footwear	3	96,829	58,238	11,186	38,591	27,405
MANUFACTURE OF WOOD AND OF PRODUCTS OF WOOD AND CORK, EXCEPT FURNITURE	8	38,323	13,739	4,861	24,584	19,723
Manufacture of wood and of products of wood and cork, except furniture	8	38,323	13,739	4,861	24,584	19,723
MANUFACTURE OF PAPER, PAPER PRODUCTS AND PRINTING	9	262,701	135,034	14,778	127,667	112,890
Manufacture of paper and paper products	2	102,209	66,026	8,118	36,183	28,065
Publishing and printing services	7	160,492	69,008	6,659	91,484	84,825
MANUFACTURE OF CHEMICALS AND CHEMICAL PRODUCTS.....	11	242,902	145,619	18,070	97,283	79,212
Manufacture of basic chemicals, except fertilizers and nitrogen compounds	4	51,925	25,522	4,004	26,404	22,400
Manufacture of paints, varnishes and mastics	2	57,053	35,457	5,379	21,596	16,217

NUMBER OF ESTABLISHMENTS, GROSS VALUE OF PRODUCTION, INDUSTRIAL COSTS, INDIRECT TAXES NET
AND CENSUS VALUE ADDED BY INDUSTRIAL GROUP - PUBLIC, 2000/2001 (1993 E.F.Y)

TABLE 4.25 (Cont...)

(IN '000 BIRR)

INDUSTRIAL GROUP	NO.OF ESTAB.	GROSS VALUE OF PRODUCTION	INDUSTRIAL COSTS	INDIRECT TAXES NET	CENSUS VALUE ADDED	
					AT MARKET PRICE	AT FACTOR COST
Manufacture of pharmaceuticals, medicinal chemicals and botanical products.....	1	74,980	46,095	3,363	28,885	25,522
Manufacture of soap and detergents cleaning and polishing, perfumes and toilet preparations.....	2	53,409	34,780	4,695	18,628	13,934
Manufacture of chemical products n.e.c.	2	5,535	3,766	630	1,770	1,140
MANUFACTURE OF RUBBER AND PLASTIC PRODUCTS.....	4	278,687	155,439	12,619	123,247	110,628
Manufacture of rubber products.....	1	201,069	112,007	2,182	89,062	86,879
Manufacture of plastic products.....	3	77,618	43,432	10,437	34,186	23,749
MANUFACTURE OF OTHER NON-METALLIC MINERAL PRODUCTS ...	18	571,008	268,348	63,247	302,660	239,413
Manufacture of glass and glass products.....	1	22,181	7,662	2,318	14,519	12,200
Manufacture of structural clay products	3	14,081	5,221	2,797	8,860	6,063
Manufacture of cement, lime and plaster	5	447,770	209,499	48,902	238,271	189,369
Manufacture of articles of concrete, cement and plaster	5	56,591	29,404	5,490	27,187	21,697
Manufacture of non-metallic mineral products n.e.c..	4	30,385	16,562	3,740	13,823	10,083
MANUFACTURE OF BASIC IRON AND STEEL.....	2	147,474	99,008	19,791	48,466	28,675
Manufacture of basic iron and steel.....	2	147,474	99,008	19,791	48,466	28,675
MANUFACTURE OF FABRICATED METAL PRODUCTS EXCEPT MACHINERY AND EQUIPMENT	5	65,474	36,056	7,073	29,417	22,345
Manufacture of structural metal products, tanks, reservoirs and containers of metal	-	-	-	-	-	-
Manufacture of cutlery, hand tools and general hardware	2	10,838	5,584	855	5,253	4,399
Manufacture of other fabricated metal products	3	54,636	30,472	6,218	24,164	17,946
MANUFACTURE OF MACHINERY AND EQUIPMENT N.E.C.	-	-	-	-	-	-
Manufacture of pumps, compressors, taps and valves..	-	-	-	-	-	-
Manufacture of ovens, furnaces and furnace burners..	-	-	-	-	-	-
Manufacture of other general purpose machinery.....	-	-	-	-	-	-
Manufacture of machinery for food and beverage processing	-	-	-	-	-	-
Manufacture of accumulators, primary cells and and primary batteries	-	-	-	-	-	-
MANUFACTURE OF MOTOR VEHICLES, TRAILERS & SEMI-TRAILERS	1	348,839	278,886	1,904	69,953	68,049
Manufacture of bodies for motor vehicles.....	1	348,839	278,886	1,904	69,953	68,049
Manufacture of parts and accessories for motor vehicles and their engines.....	-	-	-	-	-	-
MANUFACTURE OF FURNITURE; MANUFACTURING N.E.C.	7	7,919	3,402	225	4,516	4,291
Manufacture of furniture; manufacturing n.e.c.....	7	7,919	3,402	225	4,516	4,291
T O T A L	139	5,364,463	2,565,113	706,511	2,799,350	2,092,840

NUMBER OF ESTABLISHMENTS, GROSS VALUE OF PRODUCTION, INDUSTRIAL COSTS, INDIRECT TAXES NET
AND CENSUS VALUE ADDED BY INDUSTRIAL GROUP - PRIVATE, 2000/2001 (1993 E.F.Y)

TABLE 4.26

(IN '000 BIRR)

INDUSTRIAL GROUP	NO.OF ESTAB.	GROSS VALUE OF PRODUCTION	INDUSTRIAL COSTS	INDIRECT TAXES NET	CENSUS VALUE ADDED	
					AT MARKET PRICE	AT FACTOR COST
MANUFACTURE OF FOOD PRODUCTS AND BEVERAGES.....	208	1,059,860	550,765	177,767	509,094	331,327
Production, processing and preserving of meat, fruit and vegetables	6	93,149	47,193	4,754	45,956	41,202
Manufacture of vegetable and animal oils and fats...	22	35,809	26,671	276	9,138	8,861
Manufacture of dairy products	1	17,681	10,350	819	7,330	6,511
Manufacture of grain mill products	47	198,720	160,536	7,574	38,184	30,610
Manufacture of prepared animal feeds	1	172	114	3	58	55
Manufacture of bakery products	99	114,524	78,303	3,053	36,221	33,168
Manufacture of sugar and sugar confectionery	5	1,093	743	36	350	314
Manufacture of macaroni and spaghetti.....	1	4,300	4,478	30	-179	-209
Manufacture of food products n.e.c.	8	49,536	24,321	2,025	25,215	23,189
Distilling, rectifying and blending of spirits	7	10,584	5,060	2,902	5,524	2,622
Manufacture of wines	-	-	-	-	-	-
Manufacture of malt liquors and malt	3	196,693	48,819	65,876	147,874	81,998
Manufacture of soft drinks & production of mineral waters	8	337,599	144,176	90,419	193,423	103,004
MANUFACTURE OF TOBACCO PRODUCTS	-	-	-	-	-	-
Manufacture of tobacco products.....	-	-	-	-	-	-
MANUFACTURE OF TEXTILES	16	184,578	111,562	14,953	73,016	58,064
Spinning, weaving and finishing of textiles	9	181,275	109,141	14,627	72,135	57,507
Manufacture of cordage, rope, twine and netting	-	-	-	-	-	-
Knitting mills	7	3,303	2,421	325	882	556
MANUFACTURE OF WEARING APPAREL, EXCEPT FUR APPAREL....	20	33,893	19,335	2,837	14,558	11,721
Manufacture of wearing apparel except fur apparel...	20	33,893	19,335	2,837	14,558	11,721
TANNING AND DRESSING OF LEATHER; MANUFACTURE OF FOOTWEAR, LUGGAGE AND HANDBAGS	47	501,829	419,901	13,801	81,928	68,127
Tanning and dressing of leather, luggage and handbags	13	383,665	335,762	5,448	47,903	42,455
Manufacture of footwear.....	34	118,164	84,138	8,353	34,026	25,673
MANUFACTURE OF WOOD AND OF PRODUCTS OF WOOD AND CORK, EXCEPT FURNITURE	6	2,078	750	176	1,329	1,153
Manufacture of wood and of products of wood and cork, except furniture.....	6	2,078	750	176	1,329	1,153
MANUFACTURE OF PAPER, PAPER PRODUCTS AND PRINTING	50	116,479	64,254	7,506	52,225	44,719
Manufacture of paper and paper products.....	4	39,996	23,104	4,791	16,891	12,101
Publishing and printing services.....	46	76,483	41,149	2,715	35,334	32,618
MANUFACTURE OF CHEMICALS AND CHEMICAL PRODUCTS.....	27	258,821	170,612	26,630	88,209	61,579
Manufacture of basic chemicals, except fertilizers and nitrogen compounds.....	-	-	-	-	-	-
Manufacture of paints, varnishes and mastics	6	62,671	41,269	7,645	21,403	13,758

NUMBER OF ESTABLISHMENTS, GROSS VALUE OF PRODUCTION, INDUSTRIAL COSTS, INDIRECT TAXES NET
AND CENSUS VALUE ADDED BY INDUSTRIAL GROUP - PRIVATE, 2000/2001 (1993 E.F.Y)

TABLE 4.26 (Cont...)

(IN '000 BIRR)

INDUSTRIAL GROUP	NO.OF ESTAB.	GROSS VALUE OF PRODUCTION	INDUSTRIAL COSTS	INDIRECT TAXES NET	CENSUS VALUE ADDED	
					AT MARKET PRICE	AT FACTOR COST
Manufacture of pharmaceuticals, medicinal chemicals and botanical products.....	3	28,958	22,631	2,163	6,326	4,163
Manufacture of soap and detergents cleaning and polishing, perfumes and toilet preparations.....	15	161,239	103,170	16,167	58,069	41,902
Manufacture of chemical products n.e.c.	3	5,953	3,541	655	2,411	1,756
MANUFACTURE OF RUBBER AND PLASTIC PRODUCTS.....	28	160,370	89,155	20,051	71,215	51,164
Manufacture of rubber products.....	4	7,412	2,965	744	4,446	3,702
Manufacture of plastic products.....	24	152,958	86,189	19,307	66,768	47,462
MANUFACTURE OF OTHER NON-METALLIC MINERAL PRODUCTS ...	69	64,513	33,335	5,453	31,178	25,725
Manufacture of glass and glass products.....	-	-	-	-	-	-
Manufacture of structural clay products	5	1,392	624	142	768	626
Manufacture of cement, lime and plaster	1	75	27	2	48	46
Manufacture of articles of concrete, cement and plaster	56	22,558	12,534	678	10,024	9,347
Manufacture of non-metallic mineral products n.e.c....	7	40,487	20,150	4,631	20,337	15,706
MANUFACTURE OF BASIC IRON AND STEEL.....	8	256,264	201,196	27,003	55,069	28,066
Manufacture of basic iron and steel.....	8	256,264	201,196	27,003	55,069	28,066
MANUFACTURE OF FABRICATED METAL PRODUCTS EXCEPT MACHINERY AND EQUIPMENT	48	85,895	51,277	6,673	34,618	27,945
Manufacture of structural metal products, tanks, reservoirs and containers of metal	23	22,593	12,877	1,678	9,716	8,038
Manufacture of cutlery, hand tools and general hardware	7	6,374	3,783	411	2,591	2,180
Manufacture of other fabricated metal products	18	56,928	34,617	4,584	22,310	17,726
MANUFACTURE OF MACHINERY AND EQUIPMENT N.E.C.	8	5,508	2,512	288	2,996	2,708
Manufacture of pumps, compressors, taps and valves..	-	-	-	-	-	-
Manufacture of ovens, furnaces and furnace burners..	2	859	474	87	385	299
Manufacture of other general purpose machinery.....	-	-	-	-	-	-
Manufacture of machinery for food and beverage processing	5	4,498	1,966	185	2,531	2,346
Manufacture of accumulators, primary cells and and primary batteries	1	151	72	16	79	64
MANUFACTURE OF MOTOR VEHICLES, TRAILERS & SEMI-TRAILERS	8	218,663	124,848	25,324	93,815	68,491
Manufacture of bodies for motor vehicles.....	7	216,343	123,995	25,232	92,349	67,117
Manufacture of parts and accessories for motor vehicles and their engines.....	1	2,320	854	92	1,466	1,374
MANUFACTURE OF FURNITURE; MANUFACTURING N.E.C.	114	109,785	56,335	10,415	53,450	43,036
Manufacture of furniture; manufacturing n.e.c.....	114	109,785	56,335	10,415	53,450	43,036
T O T A L	657	3,058,535	1,895,835	338,874	1,162,700	823,826

NUMBER OF ESTABLISHMENTS, GROSS VALUE OF PRODUCTION, INDUSTRIAL AND NON-INDUSTRIAL COSTS, INDIRECT TAXES
NET AND VALUE ADDED IN THE NATIONAL ACCOUNT CONCEPT BY INDUSTRIAL GROUP
PUBLIC AND PRIVATE - 2000/2001 (1993 E.F.Y)

TABLE 4.27

(IN '000 BIRR)

INDUSTRIAL GROUP	NO.OF ESTAB.	GROSS VALUE OF PRODUCTION	INDUSTRIAL AND NON- INDUSTRIAL COSTS	INDIRECT TAXES NET	VALUE ADDED IN THE NATIONAL ACCOUNT CONCEPT	
					AT MARKET PRICE	AT FACTOR COST
MANUFACTURE OF FOOD PRODUCTS AND BEVERAGES.....	251	3,335,204	1,569,879	561,865	1,765,325	1,203,459
Production, processing and preserving of meat, fruit and vegetables	9	146,628	87,318	9,052	59,311	50,259
Manufacture of vegetable and animal oils and fats....	27	108,362	85,176	6,082	23,186	17,104
Manufacture of dairy products	2	33,215	21,014	1,549	12,202	10,653
Manufacture of grain mill products	55	417,681	362,210	18,045	55,470	37,426
Manufacture of prepared animal feeds	3	5,794	4,241	154	1,553	1,399
Manufacture of bakery products	104	236,495	167,332	13,447	69,163	55,716
Manufacture of sugar and sugar confectionery	8	1,062,274	236,823	178,120	826,251	648,132
Manufacture of macaroni and spaghetti.....	4	99,495	69,435	10,229	30,060	19,831
Manufacture of food products n.e.c.	9	64,775	36,522	2,691	28,252	25,561
Distilling, rectifying and blending of spirits	11	68,359	18,733	27,164	49,626	22,462
Manufacture of wines	2	23,783	10,381	6,519	13,403	6,884
Manufacture of malt liquors and malt	7	658,799	236,908	182,064	421,891	239,827
Manufacture of soft drinks & production of mineral waters	10	409,543	234,587	106,750	174,956	68,206
MANUFACTURE OF TOBACCO PRODUCTS	1	250,417	99,329	85,729	151,088	65,358
Manufacture of tobacco products.....	1	250,417	99,329	85,729	151,088	65,358
MANUFACTURE OF TEXTILES	35	699,914	477,998	81,134	221,917	140,782
Spinning, weaving and finishing of textiles	26	650,458	449,072	74,418	201,386	126,968
Manufacture of cordage, rope, twine and netting	2	46,154	26,313	6,391	19,841	13,450
Knitting mills	7	3,303	2,613	325	689	364
MANUFACTURE OF WEARING APPAREL, EXCEPT FUR APPAREL.....	24	55,721	37,150	4,958	18,571	13,613
Manufacture of wearing apparel except fur apparel....	24	55,721	37,150	4,958	18,571	13,613
TANNING AND DRESSING OF LEATHER; MANUFACTURE OF FOOTWEAR, LUGGAGE AND HANDBAGS	54	840,039	687,591	39,613	152,448	112,835
Tanning and dressing of leather, luggage and handbags.	17	625,046	537,790	20,075	87,256	67,181
Manufacture of footwear.....	37	214,993	149,801	19,538	65,192	45,653
MANUFACTURE OF WOOD AND OF PRODUCTS OF WOOD AND CORK, EXCEPT FURNITURE	14	40,402	18,984	5,037	21,418	16,381
Manufacture of wood and of products of wood and cork, except furniture.....	14	40,402	18,984	5,037	21,418	16,381
MANUFACTURE OF PAPER, PAPER PRODUCTS AND PRINTING	59	379,180	218,394	22,283	160,786	138,503
Manufacture of paper and paper products.....	6	142,204	94,099	12,909	48,105	35,196
Publishing and printing services.....	53	236,975	124,294	9,375	112,681	103,306
MANUFACTURE OF CHEMICALS AND CHEMICAL PRODUCTS.....	38	501,723	348,988	44,700	152,735	108,034
Manufacture of basic chemicals, except fertilizers and nitrogen compounds.....	4	51,925	29,403	4,004	22,523	18,519
Manufacture of paints, varnishes and mastics	8	119,724	80,376	13,024	39,348	26,325

NUMBER OF ESTABLISHMENTS, GROSS VALUE OF PRODUCTION, INDUSTRIAL AND NON-INDUSTRIAL COSTS, INDIRECT TAXES
NET AND VALUE ADDED IN THE NATIONAL ACCOUNT CONCEPT BY INDUSTRIAL GROUP
PUBLIC AND PRIVATE - 2000/2001 (1993 E.F.Y)

TABLE 4.27 (Contd..)

(IN '000 BIRR)

INDUSTRIAL GROUP	NO.OF ESTAB.	GROSS VALUE OF PRODUCTION	INDUSTRIAL AND NON- INDUSTRIAL COSTS	INDIRECT TAXES NET	VALUE ADDED IN THE NATIONAL ACCOUNT CONCEPT	
					AT MARKET PRICE	AT FACTOR COST
Manufacture of pharmaceuticals, medicinal chemicals and botanical products.....	4 ^a	103,938	76,606	5,526	27,332	21,806
Manufacture of soap and detergents cleaning and polishing, perfumes and toilet preparations.....	17	214,647	154,287	20,861	60,361	39,499
Manufacture of chemical products n.e.c.	5	11,488	8,317	1,285	3,171	1,886
MANUFACTURE OF RUBBER AND PLASTIC PRODUCTS.....	32	439,056	271,803	32,670	167,253	134,583
Manufacture of rubber products.....	5	208,481	132,170	2,927	76,311	73,385
Manufacture of plastic products.....	27	230,575	139,633	29,743	90,942	61,199
MANUFACTURE OF OTHER NON-METALLIC MINERAL PRODUCTS	87	635,520	362,174	68,700	273,347	204,647
Manufacture of glass and glass products.....	1	22,181	9,737	2,318	12,444	10,126
Manufacture of structural clay products	8	15,473	7,384	2,939	8,089	5,150
Manufacture of cement, lime and plaster	6	447,845	248,929	48,903	198,916	150,013
Manufacture of articles of concrete, cement and plaster	61	79,149	49,188	6,167	29,962	23,794
Manufacture of non-metallic mineral products n.e.c....	11	70,872	46,937	8,371	23,935	15,564
MANUFACTURE OF BASIC IRON AND STEEL.....	10	403,739	308,803	46,793	94,935	48,142
Manufacture of basic iron and steel.....	10	403,739	308,803	46,793	94,935	48,142
MANUFACTURE OF FABRICATED METAL PRODUCTS EXCEPT MACHINERY AND EQUIPMENT	53	151,369	99,063	13,746	52,306	38,560
Manufacture of structural metal products, tanks, reservoirs and containers of metal	23	22,593	14,743	1,678	7,850	6,172
Manufacture of cutlery, hand tools and general hardware	9	17,212	11,711	1,265	5,501	4,235
Manufacture of other fabricated metal products	21	111,564	72,608	10,802	38,955	28,153
MANUFACTURE OF MACHINERY AND EQUIPMENT N.E.C.	8	5,508	2,959	288	2,549	2,261
Manufacture of pumps, compressors, taps and valves...	-	-	-	-	-	-
Manufacture of ovens, furnaces and furnace burners...	2	859	511	87	348	262
Manufacture of other general purpose machinery.....	-	-	-	-	-	-
Manufacture of machinery for food and beverage processing	5	4,498	2,352	185	2,146	1,960
Manufacture of accumulators, primary cells and and primary batteries	1	151	96	16	55	39
MANUFACTURE OF MOTOR VEHICLES, TRAILERS & SEMI-TRAILERS.	9	567,502	439,025	27,228	128,477	101,249
Manufacture of bodies for motor vehicles.....	8	565,182	438,031	27,136	127,152	100,016
Manufacture of parts and accessories for motor vehicles and their engines.....	1	2,320	995	92	1,325	1,233
MANUFACTURE OF FURNITURE; MANUFACTURING N.E.C.	121	117,704	69,015	10,640	48,689	38,049
Manufacture of furniture; manufacturing n.e.c.....	121	117,704	69,015	10,640	48,689	38,049
T O T A L	796	8,422,998	5,011,156	1,045,385	3,411,842	2,366,457

NUMBER OF ESTABLISHMENTS, GROSS VALUE OF PRODUCTION, INDUSTRIAL AND NON-INDUSTRIAL COSTS, INDIRECT TAXES
NET AND VALUE ADDED IN THE NATIONAL ACCOUNT CONCEPT BY INDUSTRIAL GROUP
PUBLIC - 2000/2001 (1993 E.F.Y)

TABLE 4.28

(IN '000 BIRR)

INDUSTRIAL GROUP	NO.OF ESTAB.	GROSS VALUE OF PRODUCTION	INDUSTRIAL AND NON- INDUSTRIAL COSTS	INDIRECT TAXES NET	VALUE ADDED IN THE NATIONAL ACCOUNT CONCEPT	
					AT MARKET PRICE	AT FACTOR COST
MANUFACTURE OF FOOD PRODUCTS AND BEVERAGES.....	43	2,275,344	892,191	384,098	1,383,153	999,055
Production, processing and preserving of meat, fruit and vegetables	3	53,479	31,470	4,298	22,010	17,712
Manufacture of vegetable and animal oils and fats....	5	72,553	56,616	5,806	15,937	10,132
Manufacture of dairy products	1	15,535	8,848	730	6,687	5,957
Manufacture of grain mill products	8	218,961	193,244	10,471	25,717	15,246
Manufacture of prepared animal feeds	2	5,622	4,124	150	1,498	1,348
Manufacture of bakery products	5	121,971	77,497	10,394	44,474	34,080
Manufacture of sugar and sugar confectionery	3	1,061,181	235,265	178,084	825,916	647,833
Manufacture of macaroni and spaghetti.....	3	95,195	64,957	10,199	30,238	20,039
Manufacture of food products n.e.c.	1	15,238	10,600	666	4,638	3,972
Distilling, rectifying and blending of spirits	4	57,775	13,141	24,262	44,634	20,373
Manufacture of wines	2	23,783	10,381	6,519	13,403	6,884
Manufacture of malt liquors and malt	4	462,106	157,930	116,188	304,176	187,987
Manufacture of soft drinks & production of mineral waters	2	71,944	28,119	16,331	43,825	27,493
MANUFACTURE OF TOBACCO PRODUCTS	1	250,417	99,329	85,729	151,088	65,358
Manufacture of tobacco products.....	1	250,417	99,329	85,729	151,088	65,358
MANUFACTURE OF TEXTILES	19	515,337	354,232	66,182	161,105	94,923
Spinning, weaving and finishing of textiles	17	469,183	327,919	59,791	141,263	81,473
Manufacture of cordage, rope, twine and netting	2	46,154	26,313	6,391	19,841	13,450
Knitting mills	-	-	-	-	-	-
MANUFACTURE OF WEARING APPAREL, EXCEPT FUR APPAREL.....	4	21,828	14,053	2,121	7,775	5,654
Manufacture of wearing apparel except fur apparel....	4	21,828	14,053	2,121	7,775	5,654
TANNING AND DRESSING OF LEATHER; MANUFACTURE OF FOOTWEAR, LUGGAGE AND HANDBAGS	7	338,210	244,090	25,812	94,120	68,308
Tanning and dressing of leather, luggage and handbags.	4	241,381	182,122	14,626	59,259	44,632
Manufacture of footwear.....	3	96,829	61,968	11,186	34,861	23,675
MANUFACTURE OF WOOD AND OF PRODUCTS OF WOOD AND CORK, EXCEPT FURNITURE	8	38,323	17,991	4,861	20,333	15,471
Manufacture of wood and of products of wood and cork, except furniture.....	8	38,323	17,991	4,861	20,333	15,471
MANUFACTURE OF PAPER, PAPER PRODUCTS AND PRINTING	9	262,701	147,085	14,778	115,616	100,839
Manufacture of paper and paper products.....	2	102,209	68,858	8,118	33,350	25,232
Publishing and printing services.....	7	160,492	78,226	6,659	82,266	75,607
MANUFACTURE OF CHEMICALS AND CHEMICAL PRODUCTS.....	11	242,902	155,280	18,070	87,622	69,552
Manufacture of basic chemicals, except fertilizers and nitrogen compounds.....	4	51,925	29,403	4,004	22,523	18,519
Manufacture of paints, varnishes and mastics	2	57,053	37,046	5,379	20,007	14,628

NUMBER OF ESTABLISHMENTS, GROSS VALUE OF PRODUCTION, INDUSTRIAL AND NON-INDUSTRIAL COSTS, INDIRECT TAXES
NET AND VALUE ADDED IN THE NATIONAL ACCOUNT CONCEPT BY INDUSTRIAL GROUP
PUBLIC - 2000/2001 (1993 E.F.Y)

TABLE 4.28 (Contd..)

(IN '000 BIRR)

INDUSTRIAL GROUP	NO.OF ESTAB.	GROSS VALUE OF PRODUCTION	INDUSTRIAL AND NON- INDUSTRIAL COSTS	INDIRECT TAXES NET	VALUE ADDED IN THE NATIONAL ACCOUNT CONCEPT	
					AT MARKET PRICE	AT FACTOR COST
Manufacture of pharmaceuticals, medicinal chemicals and botanical products.....	1	74,980	48,412	3,363	26,568	23,205
Manufacture of soap and detergents cleaning and polishing, perfumes and toilet preparations.....	2	53,409	36,522	4,695	16,887	12,192
Manufacture of chemical products n.e.c.	2	5,535	3,898	630	1,637	1,007
MANUFACTURE OF RUBBER AND PLASTIC PRODUCTS.....	4	278,687	173,479	12,619	105,208	92,589
Manufacture of rubber products.....	1	201,069	128,204	2,182	72,865	70,683
Manufacture of plastic products.....	3	77,618	45,275	10,437	32,343	21,906
MANUFACTURE OF OTHER NON-METALLIC MINERAL PRODUCTS	18	571,008	319,203	63,247	251,804	188,557
Manufacture of glass and glass products.....	1	22,181	9,737	2,318	12,444	10,126
Manufacture of structural clay products	3	14,081	6,723	2,797	7,358	4,561
Manufacture of cement, lime and plaster	5	447,770	248,885	48,902	198,884	149,983
Manufacture of articles of concrete, cement and plaster	5	56,591	35,017	5,490	21,575	16,085
Manufacture of non-metallic mineral products n.e.c....	4	30,385	18,842	3,740	11,543	7,803
MANUFACTURE OF BASIC IRON AND STEEL.....	2	147,474	103,047	19,791	44,428	24,637
Manufacture of basic iron and steel.....	2	147,474	103,047	19,791	44,428	24,637
MANUFACTURE OF FABRICATED METAL PRODUCTS EXCEPT MACHINERY AND EQUIPMENT	5	65,474	38,867	7,073	26,607	19,534
Manufacture of structural metal products, tanks, reservoirs and containers of metal	-	-	-	-	-	-
Manufacture of cutlery, hand tools and general hardware	2	10,838	6,482	855	4,355	3,501
Manufacture of other fabricated metal products	3	54,636	32,385	6,218	22,251	16,033
MANUFACTURE OF MACHINERY AND EQUIPMENT N.E.C.	-	-	-	-	-	-
Manufacture of pumps, compressors, taps and valves...	-	-	-	-	-	-
Manufacture of ovens, furnaces and furnace burners...	-	-	-	-	-	-
Manufacture of other general purpose machinery.....	-	-	-	-	-	-
Manufacture of machinery for food and beverage processing	-	-	-	-	-	-
Manufacture of accumulators, primary cells and and primary batteries	-	-	-	-	-	-
MANUFACTURE OF MOTOR VEHICLES, TRAILERS & SEMI-TRAILERS.	1	348,839	299,137	1,904	49,702	47,798
Manufacture of bodies for motor vehicles.....	1	348,839	299,137	1,904	49,702	47,798
Manufacture of parts and accessories for motor vehicles and their engines.....	-	-	-	-	-	-
MANUFACTURE OF FURNITURE; MANUFACTURING N.E.C.	7	7,919	3,954	225	3,965	3,740
Manufacture of furniture; manufacturing n.e.c.....	7	7,919	3,954	225	3,965	3,740
T O T A L	139	5,364,463	2,861,939	706,511	2,502,525	1,796,014

NUMBER OF ESTABLISHMENTS, GROSS VALUE OF PRODUCTION, INDUSTRIAL AND NON-INDUSTRIAL COSTS, INDIRECT TAXES
NET AND VALUE ADDED IN THE NATIONAL ACCOUNT CONCEPT BY INDUSTRIAL GROUP
PRIVATE - 2000/2001 (1993 E.F.Y)

TABLE 4.29

(IN '000 BIRR)

INDUSTRIAL GROUP	NO.OF ESTAB..	GROSS VALUE OF PRODUCTION	INDUSTRIAL AND NON- INDUSTRIAL COSTS	INDIRECT TAXES NET	VALUE ADDED IN THE NATIONAL ACCOUNT CONCEPT	
					AT MARKET PRICE	AT FACTOR COST
MANUFACTURE OF FOOD PRODUCTS AND BEVERAGES.....	208	1,059,860	677,688	177,767	382,171	204,404
Production, processing and preserving of meat, fruit and vegetables	6	93,149	55,848	4,754	37,301	32,547
Manufacture of vegetable and animal oils and fats....	22	35,809	28,560	276	7,248	6,972
Manufacture of dairy products	1	17,681	12,166	819	5,515	4,696
Manufacture of grain mill products	47	198,720	168,966	7,574	29,754	22,180
Manufacture of prepared animal feeds	1	172	117	3	55	52
Manufacture of bakery products	99	114,524	89,835	3,053	24,689	21,636
Manufacture of sugar and sugar confectionery	5	1,093	758	36	335	299
Manufacture of macaroni and spaghetti	1	4,300	4,478	30	-179	-209
Manufacture of food products n.e.c.	8	49,536	25,922	2,025	23,614	21,589
Distilling, rectifying and blending of spirits	7	10,584	5,593	2,902	4,992	2,090
Manufacture of wines	-	-	-	-	-	-
Manufacture of malt liquors and malt	3	196,693	78,978	65,876	117,715	51,840
Manufacture of soft drinks & production of mineral waters	8	337,599	206,468	90,419	131,132	40,713
MANUFACTURE OF TOBACCO PRODUCTS	-	-	-	-	-	-
Manufacture of tobacco products.....	-	-	-	-	-	-
MANUFACTURE OF TEXTILES	16	184,578	123,766	14,953	60,812	45,859
Spinning, weaving and finishing of textiles	9	181,275	121,152	14,627	60,123	45,496
Manufacture of cordage, rope, twine and netting	-	-	-	-	-	-
Knitting mills	7	3,303	2,613	325	689	364
MANUFACTURE OF WEARING APPAREL, EXCEPT FUR APPAREL....	20	33,893	23,097	2,837	10,796	7,959
Manufacture of wearing apparel except fur apparel....	20	33,893	23,097	2,837	10,796	7,959
TANNING AND DRESSING OF LEATHER; MANUFACTURE OF FOOTWEAR, LUGGAGE AND HANDBAGS	47	501,829	443,501	13,801	58,328	44,527
Tanning and dressing of leather, luggage and handbags.	13	383,665	355,668	5,448	27,998	22,549
Manufacture of footwear.....	34	118,164	87,833	8,353	30,331	21,978
MANUFACTURE OF WOOD AND OF PRODUCTS OF WOOD AND CORK, EXCEPT FURNITURE	6	2,078	993	176	1,086	910
Manufacture of wood and of products of wood and cork, except furniture.....	6	2,078	993	176	1,086	910
MANUFACTURE OF PAPER, PAPER PRODUCTS AND PRINTING	50	116,479	71,309	7,506	45,170	37,664
Manufacture of paper and paper products.....	4	39,996	25,241	4,791	14,755	9,964
Publishing and printing services.....	46	76,483	46,068	2,715	30,415	27,700
MANUFACTURE OF CHEMICALS AND CHEMICAL PRODUCTS.....	27	258,821	193,708	26,630	65,113	38,483
Manufacture of basic chemicals, except fertilizers and nitrogen compounds.....	-	-	-	-	-	-
Manufacture of paints, varnishes and mastics	6	62,671	43,330	7,645	19,341	11,697

NUMBER OF ESTABLISHMENTS, GROSS VALUE OF PRODUCTION, INDUSTRIAL AND NON-INDUSTRIAL COSTS, INDIRECT TAXES
NET AND VALUE ADDED IN THE NATIONAL ACCOUNT CONCEPT BY INDUSTRIAL GROUP
PRIVATE - 2000/2001 (1993 E.F.Y)

TABLE 4.29 (Contd..)

(IN '000 BIRR)

INDUSTRIAL GROUP	NO.OF ESTAB.	GROSS VALUE OF PRODUCTION	INDUSTRIAL AND NON- INDUSTRIAL COSTS	INDIRECT TAXES NET	VALUE ADDED IN THE NATIONAL ACCOUNT CONCEPT	
					AT MARKET PRICE	AT FACTOR COST
Manufacture of pharmaceuticals, medicinal chemicals and botanical products.....	3	28,958	28,194	2,163	764	-1,400
Manufacture of soap and detergents cleaning and polishing, perfumes and toilet preparations.....	15	161,239	117,765	16,167	43,474	27,307
Manufacture of chemical products n.e.c.	3	5,953	4,419	655	1,534	879
MANUFACTURE OF RUBBER AND PLASTIC PRODCUTS.....	28	160,370	98,324	20,051	62,046	41,995
Manufacture of rubber products.....	4	7,412	3,966	744	3,446	2,702
Manufacture of plastic products.....	24	152,958	94,359	19,307	58,599	39,293
MANUFACTURE OF OTHER NON-METALLIC MINERAL PRODUCTS	69	64,513	42,970	5,453	21,542	16,090
Manufacture of glass and glass products.....	-	-	-	-	-	-
Manufacture of structural clay products	5	1,392	661	142	731	589
Manufacture of cement, lime and plaster	1	75	43	2	32	30
Manufacture of articles of concrete, cement and plaster	56	22,558	14,171	678	8,387	7,710
Manufacture of non-metallic mineral products n.e.c....	7	40,487	28,095	4,631	12,392	7,761
MANUFACTURE OF BASIC IRON AND STEEL.....	8	256,264	205,757	27,003	50,507	23,505
Manufacture of basic iron and steel.....	8	256,264	205,757	27,003	50,507	23,505
MANUFACTURE OF FABRICATED METAL PRODUCTS EXCEPT MACHINERY AND EQUIPMENT	48	85,895	60,196	6,673	25,699	19,026
Manufacture of structural metal products, tanks, reservoirs and containers of metal	23	22,593	14,743	1,678	7,850	6,172
Manufacture of cutlery, hand tools and general hardware	7	6,374	5,229	411	1,145	735
Manufacture of other fabricated metal products	18	56,928	40,224	4,584	16,704	12,120
MANUFACTURE OF MACHINERY AND EQUIPMENT N.E.C.	8	5,508	2,959	288	2,549	2,261
Manufacture of pumps, compressors, taps and valves...	-	-	-	-	-	-
Manufacture of ovens, furnaces and furnace burners...	2	859	511	87	348	262
Manufacture of other general purpose machinery.....	-	-	-	-	-	-
Manufacture of machinery for food and beverage processing	5	4,498	2,352	185	2,146	1,960
Manufacture of accumulators, primary cells and and primary batteries	1	151	96	16	55	39
MANUFACTURE OF MOTOR VEHICLES, TRAILERS & SEMI-TRAILERS.	8	218,663	139,888	25,324	78,775	53,451
Manufacture of bodies for motor vehicles.....	7	216,343	138,894	25,232	77,450	52,218
Manufacture of parts and accessories for motor vehicles and their engines.....	1	2,320	995	92	1,325	1,233
MANUFACTURE OF FURNITURE; MANUFACTURING N.E.C.	114	109,785	65,062	10,415	44,724	34,309
Manufacture of furniture; manufacturing n.e.c.....	114	109,785	65,062	10,415	44,724	34,309
T O T A L	657	3,058,535	2,149,218	338,874	909,317	570,443

GROSS VALUE OF PRODUCTION IN PRODUCERS' VALUES BY INDUSTRIAL GROUP - PUBLIC AND PRIVATE
2000/2001 (1993 E.F.Y)

TABLE 4.30

(IN '000 BIRR)

INDUSTRIAL GROUP	NO.OF ESTAB.	REVENUE FROM SALES	RECEIPTS FROM INDUSTRIAL SERVICES RENDERED TO OTHERS	RECEIPTS OF PRODUCTS BOUGHT AND RESOLD	OTHER RECEIPTS	DIFFERENCE OF STOCKS IN		GROSS VALUE OF PRODUCTION IN PRODUCERS' VALUES
						FINISHED GOODS	SEMI- FINISHED GOODS	
MANUFACTURE OF FOOD PRODUCTS AND BEVERAGES.....	251	3,271,440	8,194	16,697	31,813	-9,021	16,081	3,335,204
Production, processing and preserving of meat, fruit and vegetables	9	125,813	7,309	36	2,361	12,846	-1,735	146,628
Manufacture of vegetable and animal oils and fats...	27	97,232	45	373	1,591	-1,141	10,262	108,362
Manufacture of dairy products	2	31,791	-	-	1,446	95	-116	33,215
Manufacture of grain mill products	55	401,691	815	6,097	5,587	3,398	91	417,681
Manufacture of prepared animal feeds	3	5,466	-	-	275	53	-	5,794
Manufacture of bakery products	104	232,900	8	128	2,243	1,180	36	236,495
Manufacture of sugar and sugar confectionery	8	1,098,049	-	-	992	-36,766	-	1,062,274
Manufacture of macaroni and spaghetti.....	4	97,441	-	-	1,096	958	-	99,495
Manufacture of food products n.e.c.	9	45,551	15	227	102	18,881	-1	64,775
Distilling, rectifying and blending of spirits	11	67,894	-	-	152	333	-20	68,359
Manufacture of wines	2	20,765	-	-	-	470	2,549	23,783
Manufacture of malt liquors and malt	7	654,159	3	67	9,044	-9,574	5,100	658,799
Manufacture of soft drinks & production of mineral waters	10	392,689	-	9,769	6,923	245	-84	409,543
MANUFACTURE OF TOBACCO PRODUCTS	1	217,911	-	29,419	367	2,658	63	250,417
Manufacture of tobacco products.....	1	217,911	-	29,419	367	2,658	63	250,417
MANUFACTURE OF TEXTILES	35	665,912	5,748	849	10,783	9,974	6,649	699,914
Spinning, weaving and finishing of textiles	26	611,135	5,748	153	10,034	16,739	6,649	650,458
Manufacture of cordage, rope, twine and netting	2	52,226	-	-	749	-6,746	-75	46,154
Knitting mills	7	2,552	-	696	-	-19	74	3,303
MANUFACTURE OF WEARING APPAREL, EXCEPT FUR APPAREL....	24	45,881	5,272	674	1,356	2,172	366	55,721
Manufacture of wearing apparel except fur apparel....	24	45,881	5,272	674	1,356	2,172	366	55,721
TANNING AND DRESSING OF LEATHER; MANUFACTURE OF FOOTWEAR, LUGGAGE AND HANDBAGS	54	842,931	808	20,595	6,047	-33,311	2,970	840,039
Tanning and dressing of leather, luggage and handbags	17	652,125	704	436	4,876	-35,752	2,657	625,046
Manufacture of footwear.....	37	190,806	103	20,159	1,171	2,442	313	214,993
MANUFACTURE OF WOOD AND OF PRODUCTS OF WOOD AND CORK, EXCEPT FURNITURE	14	40,279	-	-	489	-422	56	40,402
Manufacture of wood and of products of wood and cork, except furniture.....	14	40,279	-	-	489	-422	56	40,402
MANUFACTURE OF PAPER, PAPER PRODUCTS AND PRINTING.....	59	360,525	136	4,548	6,834	4,125	3,011	379,180
Manufacture of paper and paper products.....	6	135,467	-	2,686	272	3,533	246	142,204
Publishing and printing services.....	53	225,058	136	1,861	6,562	592	2,765	236,975
MANUFACTURE OF CHEMICALS AND CHEMICAL PRODUCTS.....	38	461,989	195	34,522	8,096	-72	-3,007	501,723
Manufacture of basic chemicals, except fertilizers and nitrogen compounds.....	4	46,489	-	-	2,693	3,201	-458	51,925
Manufacture of paints, varnishes and mastics	8	115,858	-	2,556	1,151	267	-109	119,724

GROSS VALUE OF PRODUCTION IN PRODUCERS' VALUES BY INDUSTRIAL GROUP - PUBLIC AND PRIVATE
2000/2001 (1993 E.F.Y)

TABLE 4.30 (Contd..)

(IN '000 BIRR)

INDUSTRIAL GROUP	NO.OF ESTAB.	REVENUE FROM SALES	RECEIPTS FROM INDUSTRIAL SERVICES RENDERED TO OTHERS	RECEIPTS OF PRODUCTS BOUGHT AND RESOLD	OTHER RECEIPTS	DIFFERENCE OF STOCKS IN		GROSS VALUE OF PRODUCTION IN PRODUCERS' VALUES
						FINISHED GOODS	SEMI- FINISHED GOODS	
Manufacture of pharmaceuticals, medicinal chemicals and botanical products.....	4	111,652	-	-	380	-5,143	-2,951	103,938
Manufacture of soap and detergents cleaning and polishing, perfumes and toilet preparations.....	17	176,484	195	31,967	3,848	1,627	526	214,647
Manufacture of chemical products n.e.c.	5	11,505	-	-	23	-24	-16	11,488
MANUFACTURE OF RUBBER AND PLASTIC PRODUCTS.....	32	399,636	158	1,551	4,726	29,671	3,315	439,056
Manufacture of rubber products.....	5	186,387	156	-	1,782	19,451	704	208,481
Manufacture of plastic products.....	27	213,249	2	1,551	2,943	10,220	2,611	230,575
MANUFACTURE OF OTHER NON-METALLIC MINERAL PRODUCTS ...	87	598,095	23	21,721	8,245	6,646	790	635,520
Manufacture of glass and glass products.....	1	17,773	-	-	125	4,212	71	22,181
Manufacture of structural clay products	8	13,912	-	-	922	169	471	15,473
Manufacture of cement, lime and plaster	6	446,327	-	882	1,835	697	-1,896	447,845
Manufacture of articles of concrete, cement and plaster	61	52,774	19	20,558	2,566	2,494	738	79,149
Manufacture of non-metallic mineral products n.e.c..	11	67,310	4	280	2,797	-926	1,406	70,872
MANUFACTURE OF BASIC IRON AND STEEL.....	10	372,729	60	12,827	3,723	15,657	-1,258	403,739
Manufacture of basic iron and steel.....	10	372,729	60	12,827	3,723	15,657	-1,258	403,739
MANUFACTURE OF FABRICATED METAL PRODUCTS EXCEPT MACHINERY AND EQUIPMENT	53	125,957	6,134	8,373	1,779	4,489	4,637	151,369
Manufacture of structural metal products, tanks, reservoirs and containers of metal	23	18,793	311	386	219	54	2,830	22,593
Manufacture of cutlery, hand tools and general hardware	9	15,651	403	-	107	506	545	17,212
Manufacture of other fabricated metal products	21	91,513	5,420	7,986	1,453	3,929	1,262	111,564
MANUFACTURE OF MACHINERY AND EQUIPMENT N.E.C.	8	4,763	549	-	53	354	-211	5,508
Manufacture of pumps, compressors, taps and valves..	-	-	-	-	-	-	-	-
Manufacture of ovens, furnaces and furnace burners..	2	756	66	-	-	14	23	859
Manufacture of other general purpose machinery.....	-	-	-	-	-	-	-	-
Manufacture of machinery for food and beverage processing	5	3,859	479	-	53	340	-234	4,498
Manufacture of accumulators, primary cells and and primary batteries	1	147	4	-	-	-	-	151
MANUFACTURE OF MOTOR VEHICLES, TRAILERS & SEMI-TRAILERS	9	498,822	4,547	37,315	3,944	-700	23,574	567,502
Manufacture of bodies for motor vehicles.....	8	498,822	2,551	37,315	3,620	-700	23,574	565,182
Manufacture of parts and accessories for motor vehicles and their engines.....	1	-	1,996	-	324	-	-	2,320
MANUFACTURE OF FURNITURE; MANUFACTURING N.E.C.	121	110,576	1,427	673	2,316	1,973	740	117,704
Manufacture of furniture; manufacturing n.e.c.....	121	110,576	1,427	673	2,316	1,973	740	117,704
T O T A L		796 8,017,445	33,251	189,763	90,568	34,195	57,776	8,422,998

ACTUAL VALUE OF PRODUCTION AS PERCENTAGE OF YEARLY CAPACITY BY INDUSTRIAL GROUP
PUBLIC AND PRIVATE - 2000/2001 (1993 E.F.Y)

TABLE 4.31

(IN '000 BIRR)

INDUSTRIAL GROUP	ACTUAL VALUE OF PRODUCTION	VALUE OF PRODUCTION AT FULL CAPACITY (AT MARKET PRICE)	ACTUAL VALUE OF PRODUCTION AS % OF YEARLY CAPACITY	DEMAND OF RAW MATERIALS CONSUMPTION AT FULL CAPACITY
MANUFACTURE OF FOOD PRODUCTS AND BEVERAGES.....	3,278,500	5,243,529	62.52	2,032,880
Production, processing and preserving of meat, fruit and vegetables	136,923	509,008	26.90	179,280
Manufacture of vegetable and animal oils and fats...	106,353	480,144	22.15	329,587
Manufacture of dairy products	31,769	83,765	37.93	43,866
Manufacture of grain mill products	405,181	842,832	48.07	642,661
Manufacture of prepared animal feeds	5,519	13,549	40.73	8,047
Manufacture of bakery products	234,116	263,531	88.84	133,507
Manufacture of sugar and sugar confectionery	1,061,283	978,232	108.49	114,728
Manufacture of macaroni and spaghetti.....	98,399	112,856	87.19	67,710
Manufacture of food products n.e.c.	64,430	153,878	41.87	67,727
Distilling, rectifying and blending of spirits	68,208	95,347	71.54	24,460
Manufacture of wines	23,783	66,067	36.00	9,320
Manufacture of malt liquors and malt	649,685	935,116	69.48	231,309
Manufacture of soft drinks & production of mineral waters	392,851	709,205	55.39	180,678
MANUFACTURE OF TOBACCO PRODUCTS	220,631	258,393	85.39	73,706
Manufacture of tobacco products.....	220,631	258,393	85.39	73,706
MANUFACTURE OF TEXTILES	682,535	1,276,023	53.49	819,902
Spinning, weaving and finishing of textiles	634,523	1,168,299	54.31	779,152
Manufacture of cordage, rope, twine and netting	45,405	99,444	45.66	36,965
Knitting mills	2,607	8,281	31.48	3,784
MANUFACTURE OF WEARING APPAREL, EXCEPT FUR APPAREL....	48,420	100,400	48.23	56,861
Manufacture of wearing apparel except fur apparel...	48,420	100,400	48.23	56,861
TANNING AND DRESSING OF LEATHER; MANUFACTURE OF FOOTWEAR, LUGGAGE AND HANDBAGS	812,590	1,442,804	56.32	972,681
Tanning and dressing of leather, luggage and handbags	619,030	1,027,512	60.25	742,751
Manufacture of footwear.....	193,560	415,291	46.61	229,930
MANUFACTURE OF WOOD AND OF PRODUCTS OF WOOD AND CORK, EXCEPT FURNITURE	39,913	72,865	54.78	19,558
Manufacture of wood and of products of wood and cork, except furniture.....	39,913	72,865	54.78	19,558
MANUFACTURE OF PAPER, PAPER PRODUCTS AND PRINTING.....	367,662	542,122	67.82	211,569
Manufacture of paper and paper products.....	139,246	259,635	53.63	101,935
Publishing and printing services.....	228,416	282,487	80.86	109,635
MANUFACTURE OF CHEMICALS AND CHEMICAL PRODUCTS.....	458,910	2,854,428	16.08	658,832
Manufacture of basic chemicals, except fertilizers and nitrogen compounds.....	49,232	62,625	78.62	26,201
Manufacture of paints, varnishes and mastics	116,017	153,935	75.37	114,300

ACTUAL VALUE OF PRODUCTION AS PERCENTAGE OF YEARLY CAPACITY BY INDUSTRIAL GROUP
PUBLIC AND PRIVATE - 2000/2001 (1993 E.F.Y)

TABLE 4.31 (Contd..)

(IN '000 BIRR)

INDUSTRIAL GROUP	ACTUAL VALUE OF PRODUCTION	VALUE OF PRODUCTION AT FULL CAPACITY (AT MARKET PRICE)	ACTUAL VALUE OF PRODUCTION AS % OF YEARLY CAPACITY	DEMAND OF RAW MATERIALS CONSUMPTION AT FULL CAPACITY
Manufacture of pharmaceuticals, medicinal chemicals and botanical products.....	103,557	353,780	29.27	108,743
Manufacture of soap and detergents cleaning and polishing, perfumes and toilet preparations.....	178,638	2,249,085	7.94	389,006
Manufacture of chemical products n.e.c.	11,465	35,003	32.76	20,581
MANUFACTURE OF RUBBER AND PLASTIC PRODUCTS.....	432,622	601,460	71.93	319,164
Manufacture of rubber products.....	206,542	239,958	86.07	111,247
Manufacture of plastic products.....	226,079	361,503	62.54	207,917
MANUFACTURE OF OTHER NON-METALLIC MINERAL PRODUCTS ...	605,531	722,001	83.87	156,690
Manufacture of glass and glass products.....	22,056	24,765	89.06	3,841
Manufacture of structural clay products.....	14,551	16,976	85.72	688
Manufacture of cement, lime and plaster	445,127	487,075	91.39	81,194
Manufacture of articles of concrete, cement and plaster	56,006	127,854	43.80	46,622
Manufacture of non-metallic mineral products n.e.c..	67,790	65,331	103.76	24,345
MANUFACTURE OF BASIC IRON AND STEEL.....	387,128	1,142,820	33.87	683,763
Manufacture of basic iron and steel.....	387,128	1,142,820	33.87	683,763
MANUFACTURE OF FABRICATED METAL PRODUCTS EXCEPT MACHINERY AND EQUIPMENT	135,083	324,996	41.56	190,062
Manufacture of structural metal products, tanks, reservoirs and containers of metal	21,677	29,453	73.60	17,527
Manufacture of cutlery, hand tools and general hardware	16,702	57,936	28.83	23,098
Manufacture of other fabricated metal products	96,705	237,607	40.70	149,437
MANUFACTURE OF MACHINERY AND EQUIPMENT N.E.C.	4,905	7,536	65.09	4,064
Manufacture of pumps, compressors, taps and valves..	-	-	-	-
Manufacture of ovens, furnaces and furnace burners..	793	1,745	45.46	1,036
Manufacture of other general purpose machinery.....	-	-	-	-
Manufacture of machinery for food and beverage processing	3,965	5,644	70.26	2,959
Manufacture of accumulators, primary cells and and primary batteries	147	147	100.00	69
MANUFACTURE OF MOTOR VEHICLES, TRAILERS & SEMI-TRAILERS	521,696	1,766,816	29.53	1,168,103
Manufacture of bodies for motor vehicles.....	521,696	1,766,816	29.53	1,168,103
Manufacture of parts and accessories for motor vehicles and their engines.....	-	-	-	-
MANUFACTURE OF FURNITURE; MANUFACTURING N.E.C.	113,289	178,488	63.47	84,187
Manufacture of furniture; manufacturing n.e.c.....	113,289	178,488	63.47	84,187
T O T A L	8,109,416	16,534,680	49.04	7,452,021

ACTUAL VALUE OF PRODUCTION AS PERCENTAGE OF YEARLY CAPACITY BY INDUSTRIAL GROUP
PUBLIC - 2000/2001 (1993 E.F.Y)

TABLE 4.32

(IN '000 BIRR)

INDUSTRIAL GROUP	ACTUAL VALUE OF PRODUCTION	VALUE OF PRODUCTION AT FULL CAPACITY (AT MARKET PRICE)	ACTUAL VALUE OF PRODUCTION AS % OF YEARLY CAPACITY	DEMAND OF RAW MATERIALS CONSUMPTION AT FULL CAPACITY
MANUFACTURE OF FOOD PRODUCTS AND BEVERAGES.....	2,249,561	2,767,717	81.28	922,351
Production, processing and preserving of meat, fruit and vegetables	45,983	73,646	62.44	28,128
Manufacture of vegetable and animal oils and fats...	71,065	313,130	22.70	214,522
Manufacture of dairy products	14,960	56,929	26.28	25,048
Manufacture of grain mill products	213,811	300,810	71.08	231,806
Manufacture of prepared animal feeds	5,347	13,294	40.22	7,903
Manufacture of bakery products	121,749	100,519	121.12	34,638
Manufacture of sugar and sugar confectionery	1,060,191	974,710	108.77	112,417
Manufacture of macaroni and spaghetti.....	94,099	112,856	83.38	67,710
Manufacture of food products n.e.c.	15,190	33,741	45.02	18,158
Distilling, rectifying and blending of spirits	57,623	64,844	88.87	12,494
Manufacture of wines	23,783	66,067	36.00	9,320
Manufacture of malt liquors and malt	455,621	574,114	79.36	148,544
Manufacture of soft drinks & production of mineral waters	70,137	83,057	84.44	11,663
MANUFACTURE OF TOBACCO PRODUCTS	220,631	258,393	85.39	73,706
Manufacture of tobacco products.....	220,631	258,393	85.39	73,706
MANUFACTURE OF TEXTILES	502,205	962,910	52.15	608,911
Spinning, weaving and finishing of textiles	456,801	863,467	52.90	571,946
Manufacture of cordage, rope, twine and netting	45,405	99,444	45.66	36,965
Knitting mills	-	-	-	-
MANUFACTURE OF WEARING APPAREL, EXCEPT FUR APPAREL....	15,884	42,578	37.31	25,958
Manufacture of wearing apparel except fur apparel...	15,884	42,578	37.31	25,958
TANNING AND DRESSING OF LEATHER; MANUFACTURE OF FOOTWEAR, LUGGAGE AND HANDBAGS	335,656	438,018	76.63	277,602
Tanning and dressing of leather, luggage and handbags	239,275	303,193	78.92	197,696
Manufacture of footwear.....	96,381	134,825	71.49	79,906
MANUFACTURE OF WOOD AND OF PRODUCTS OF WOOD AND CORK, EXCEPT FURNITURE	38,139	67,468	56.53	18,002
Manufacture of wood and of products of wood and cork, except furniture.....	38,139	67,468	56.53	18,002
MANUFACTURE OF PAPER, PAPER PRODUCTS AND PRINTING.....	259,291	350,796	73.92	135,653
Manufacture of paper and paper products.....	101,937	183,526	55.54	66,344
Publishing and printing services.....	157,354	167,270	94.07	69,309
MANUFACTURE OF CHEMICALS AND CHEMICAL PRODUCTS.....	237,846	283,128	84.01	185,573
Manufacture of basic chemicals, except fertilizers and nitrogen compounds.....	49,232	62,625	78.62	26,201
Manufacture of paints, varnishes and mastics	56,160	37,315	150.51	32,456

ACTUAL VALUE OF PRODUCTION AS PERCENTAGE OF YEARLY CAPACITY BY INDUSTRIAL GROUP
PUBLIC - 2000/2001 (1993 E.F.Y)

TABLE 4.32 (Contd..)

(IN '000 BIRR)

INDUSTRIAL GROUP	ACTUAL VALUE OF PRODUCTION	VALUE OF PRODUCTION AT FULL CAPACITY (AT MARKET PRICE)	ACTUAL VALUE OF PRODUCTION AS % OF YEARLY CAPACITY	DEMAND OF RAW MATERIALS CONSUMPTION AT FULL CAPACITY
Manufacture of pharmaceuticals, medicinal chemicals and botanical products.....	74,626	107,370	69.50	71,168
Manufacture of soap and detergents cleaning and polishing, perfumes and toilet preparations.....	52,315	61,862	84.57	45,604
Manufacture of chemical products n.e.c.	5,512	13,957	39.50	10,144
MANUFACTURE OF RUBBER AND PLASTIC PRODUCTS.....	276,651	368,525	75.07	184,175
Manufacture of rubber products.....	199,587	228,579	87.32	106,317
Manufacture of plastic products.....	77,065	139,946	55.07	77,858
MANUFACTURE OF OTHER NON-METALLIC MINERAL PRODUCTS ...	545,002	613,094	88.89	118,157
Manufacture of glass and glass products.....	22,056	24,765	89.06	3,841
Manufacture of structural clay products	13,160	14,883	88.42	337
Manufacture of cement, lime and plaster	445,052	486,950	91.40	81,172
Manufacture of articles of concrete, cement and plaster	34,779	54,114	64.27	19,978
Manufacture of non-metallic mineral products n.e.c..	29,956	32,383	92.51	12,828
MANUFACTURE OF BASIC IRON AND STEEL.....	144,516	219,665	65.79	50,873
Manufacture of basic iron and steel.....	144,516	219,665	65.79	50,873
MANUFACTURE OF FABRICATED METAL PRODUCTS EXCEPT MACHINERY AND EQUIPMENT	64,620	134,231	48.14	72,912
Manufacture of structural metal products, tanks, reservoirs and containers of metal	-	-	-	-
Manufacture of cutlery, hand tools and general hardware	10,524	47,627	22.10	16,348
Manufacture of other fabricated metal products	54,096	86,604	62.46	56,563
MANUFACTURE OF MACHINERY AND EQUIPMENT N.E.C.	-	-	-	-
Manufacture of pumps, compressors, taps and valves..	-	-	-	-
Manufacture of ovens, furnaces and furnace burners..	-	-	-	-
Manufacture of other general purpose machinery.....	-	-	-	-
Manufacture of machinery for food and beverage processing	-	-	-	-
Manufacture of accumulators, primary cells and and primary batteries	-	-	-	-
MANUFACTURE OF MOTOR VEHICLES, TRAILERS & SEMI-TRAILERS	308,264	325,335	94.75	285,500
Manufacture of bodies for motor vehicles.....	308,264	325,335	94.75	285,500
Manufacture of parts and accessories for motor vehicles and their engines.....	-	-	-	-
MANUFACTURE OF FURNITURE; MANUFACTURING N.E.C.	7,456	14,157	52.66	6,460
Manufacture of furniture; manufacturing n.e.c.....	7,456	14,157	52.66	6,460
T O T A L	5,205,723	6,846,015	76.04	2,965,831

ACTUAL VALUE OF PRODUCTION AS PERCENTAGE OF YEARLY CAPACITY BY INDUSTRIAL GROUP
PRIVATE - 2000/2001 (1993 E.F.Y)

TABLE 4.33

(IN '000 BIRR)

INDUSTRIAL GROUP	ACTUAL VALUE OF PRODUCTION	VALUE OF PRODUCTION AT FULL CAPACITY (AT MARKET PRICE)	ACTUAL VALUE OF PRODUCTION AS % OF YEARLY CAPACITY	DEMAND OF RAW MATERIALS CONSUMPTION AT FULL CAPACITY
MANUFACTURE OF FOOD PRODUCTS AND BEVERAGES.....	1,028,939	2,475,811	41.56	1,110,529
Production, processing and preserving of meat, fruit and vegetables	90,940	435,363	20.89	151,152
Manufacture of vegetable and animal oils and fats...	35,288	167,015	21.13	115,065
Manufacture of dairy products	16,810	26,835	62.64	18,818
Manufacture of grain mill products	191,369	542,021	35.31	410,855
Manufacture of prepared animal feeds	172	255	67.34	143
Manufacture of bakery products	112,367	163,011	68.93	98,869
Manufacture of sugar and sugar confectionery	1,092	3,522	30.99	2,311
Manufacture of macaroni and spaghetti.....	4,300	-	-	-
Manufacture of food products n.e.c.	49,240	120,136	40.99	49,569
Distilling, rectifying and blending of spirits	10,584	30,503	34.70	11,966
Manufacture of wines	-	-	-	-
Manufacture of malt liquors and malt	194,064	361,002	53.76	82,765
Manufacture of soft drinks & production of mineral waters	322,713	626,148	51.54	169,016
MANUFACTURE OF TOBACCO PRODUCTS	-	-	-	-
Manufacture of tobacco products.....	-	-	-	-
MANUFACTURE OF TEXTILES	180,329	313,113	57.59	210,991
Spinning, weaving and finishing of textiles	177,722	304,832	58.30	207,207
Manufacture of cordage, rope, twine and netting	-	-	-	-
Knitting mills	2,607	8,281	31.48	3,784
MANUFACTURE OF WEARING APPAREL, EXCEPT FUR APPAREL....	32,535	57,822	56.27	30,903
Manufacture of wearing apparel except fur apparel...	32,535	57,822	56.27	30,903
TANNING AND DRESSING OF LEATHER; MANUFACTURE OF FOOTWEAR, LUGGAGE AND HANDBAGS	476,933	1,004,786	47.47	695,078
Tanning and dressing of leather, luggage and handbags	379,754	724,319	52.43	545,055
Manufacture of footwear.....	97,179	280,467	34.65	150,024
MANUFACTURE OF WOOD AND OF PRODUCTS OF WOOD AND CORK, EXCEPT FURNITURE	1,774	5,397	32.87	1,556
Manufacture of wood and of products of wood and cork, except furniture.....	1,774	5,397	32.87	1,556
MANUFACTURE OF PAPER, PAPER PRODUCTS AND PRINTING.....	108,371	191,327	56.64	75,917
Manufacture of paper and paper products.....	37,309	76,109	49.02	35,591
Publishing and printing services.....	71,062	115,217	61.68	40,326
MANUFACTURE OF CHEMICALS AND CHEMICAL PRODUCTS.....	221,064	2,571,300	8.60	473,259
Manufacture of basic chemicals, except fertilizers and nitrogen compounds.....	-	-	-	-
Manufacture of paints, varnishes and mastics	59,857	116,621	51.33	81,844

ACTUAL VALUE OF PRODUCTION AS PERCENTAGE OF YEARLY CAPACITY BY INDUSTRIAL GROUP
PRIVATE - 2000/2001 (1993 E.F.Y)

TABLE 4.33 (Contd..)

(IN '000 BIRR)

INDUSTRIAL GROUP	ACTUAL VALUE OF PRODUCTION	VALUE OF PRODUCTION AT FULL CAPACITY (AT MARKET PRICE)	ACTUAL VALUE OF PRODUCTION AS % OF YEARLY CAPACITY	DEMAND OF RAW MATERIALS CONSUMPTION AT FULL CAPACITY
Manufacture of pharmaceuticals, medicinal chemicals and botanical products.....	28,932	246,410	11.74	37,575
Manufacture of soap and detergents cleaning and polishing, perfumes and toilet preparations.....	126,323	2,187,223	5.78	343,403
Manufacture of chemical products n.e.c.	5,953	21,047	28.28	10,437
MANUFACTURE OF RUBBER AND PLASTIC PRODUCTS.....	155,970	232,935	66.96	134,989
Manufacture of rubber products.....	6,956	11,379	61.13	4,930
Manufacture of plastic products.....	149,015	221,557	67.26	130,059
MANUFACTURE OF OTHER NON-METALLIC MINERAL PRODUCTS ...	60,529	108,907	55.58	38,533
Manufacture of glass and glass products.....	-	-	-	-
Manufacture of structural clay products	1,392	2,093	66.50	351
Manufacture of cement, lime and plaster	75	125	60.00	21
Manufacture of articles of concrete, cement and plaster	21,228	73,740	28.79	26,644
Manufacture of non-metallic mineral products n.e.c..	37,835	32,948	114.83	11,517
MANUFACTURE OF BASIC IRON AND STEEL.....	242,612	923,155	26.28	632,889
Manufacture of basic iron and steel.....	242,612	923,155	26.28	632,889
MANUFACTURE OF FABRICATED METAL PRODUCTS EXCEPT MACHINERY AND EQUIPMENT	70,463	190,765	36.94	117,151
Manufacture of structural metal products, tanks, reservoirs and containers of metal	21,677	29,453	73.60	17,527
Manufacture of cutlery, hand tools and general hardware	6,177	10,309	59.92	6,750
Manufacture of other fabricated metal products	42,609	151,003	28.22	92,874
MANUFACTURE OF MACHINERY AND EQUIPMENT N.E.C.	4,905	7,536	65.09	4,064
Manufacture of pumps, compressors, taps and valves..	-	-	-	-
Manufacture of ovens, furnaces and furnace burners..	793	1,745	45.46	1,036
Manufacture of other general purpose machinery.....	-	-	-	-
Manufacture of machinery for food and beverage processing	3,965	5,644	70.26	2,959
Manufacture of accumulators, primary cells and and primary batteries	147	147	100.00	69
MANUFACTURE OF MOTOR VEHICLES, TRAILERS & SEMI-TRAILERS	213,432	1,441,481	14.81	882,603
Manufacture of bodies for motor vehicles.....	213,432	1,441,481	14.81	882,603
Manufacture of parts and accessories for motor vehicles and their engines.....	-	-	-	-
MANUFACTURE OF FURNITURE; MANUFACTURING N.E.C.	105,833	164,330	64.40	77,727
Manufacture of furniture; manufacturing n.e.c.....	105,833	164,330	64.40	77,727
T O T A L	2,903,692	9,688,665	29.97	4,486,190

GROSS VALUE OF PRODUCTION BY SIZE OF PERSONS ENGAGED AND INDUSTRIAL GROUP
PUBLIC AND PRIVATE - 2000/2001 (1993 E.F.Y)

TABLE 4.34

(IN '000 BIRR)

INDUSTRIAL GROUP	SIZE - GROUP			
	10 - 19	20 - 49	50 & OVER	TOTAL
MANUFACTURE OF FOOD PRODUCTS AND BEVERAGES.....	43,892	84,354	3,205,557	3,333,803
Production, processing and preserving of meat, fruit and vegetables	-	-	146,628	146,628
Manufacture of vegetable and animal oils and fats...	9,207	2,860	96,294	108,362
Manufacture of dairy products	-	-	33,215	33,215
Manufacture of grain mill products	13,286	52,352	350,960	416,599
Manufacture of prepared animal feeds	172	-	5,622	5,794
Manufacture of bakery products	18,762	14,717	202,697	236,176
Manufacture of sugar and sugar confectionery	507	587	1,061,181	1,062,274
Manufacture of macaroni and spaghetti.....	-	-	99,495	99,495
Manufacture of food products n.e.c.	1,762	4,922	58,091	64,775
Distilling, rectifying and blending of spirits	196	8,917	59,247	68,359
Manufacture of wines	-	-	23,783	23,783
Manufacture of malt liquors and malt	-	-	658,799	658,799
Manufacture of soft drinks & production of mineral waters	-	-	409,543	409,543
MANUFACTURE OF TOBACCO PRODUCTS	-	-	250,417	250,417
Manufacture of tobacco products.....	-	-	250,417	250,417
MANUFACTURE OF TEXTILES	1,344	3,936	694,635	699,914
Spinning, weaving and finishing of textiles	1,159	818	648,481	650,458
Manufacture of cordage, rope, twine and netting	-	-	46,154	46,154
Knitting mills	185	3,118	-	3,303
MANUFACTURE OF WEARING APPAREL, EXCEPT FUR APPAREL....	1,529	6,235	47,957	55,721
Manufacture of wearing apparel except fur apparel...	1,529	6,235	47,957	55,721
TANNING AND DRESSING OF LEATHER; MANUFACTURE OF FOOTWEAR, LUGGAGE AND HANDBAGS	12,138	74,587	753,314	840,039
Tanning and dressing of leather, luggage and handbags	-	7,570	617,476	625,046
Manufacture of footwear.....	12,138	67,017	135,838	214,993
MANUFACTURE OF WOOD AND OF PRODUCTS OF WOOD AND CORK, EXCEPT FURNITURE	2,549	3,140	34,713	40,402
Manufacture of wood and of products of wood and cork, except furniture.....	2,549	3,140	34,713	40,402
MANUFACTURE OF PAPER, PAPER PRODUCTS AND PRINTING....	8,435	24,332	346,413	379,180
Manufacture of paper and paper products.....	1,729	-	140,476	142,204
Publishing and printing services.....	6,706	24,332	205,937	236,975
MANUFACTURE OF CHEMICALS AND CHEMICAL PRODUCTS.....	10,476	32,402	458,845	501,723
Manufacture of basic chemicals, except fertilizers and nitrogen compounds.....	-	-	51,925	51,925
Manufacture of paints, varnishes and mastics	467	21,508	97,749	119,724

GROSS VALUE OF PRODUCTION BY SIZE OF PERSONS ENGAGED AND INDUSTRIAL GROUP
PUBLIC AND PRIVATE - 2000/2001 (1993 E.F.Y)

TABLE 4.34(Contd..)

(IN '000 BIRR)

INDUSTRIAL GROUP	SIZE - GROUP			
	10 - 19	20 - 49	50 & OVER	TOTAL
Manufacture of pharmaceuticals, medicinal chemicals and botanical products.....	-	1,505	102,433	103,938
Manufacture of soap and detergents cleaning and polishing, perfumes and toilet preparations.....	1,509	8,934	204,205	214,647
Manufacture of chemical products n.e.c.	8,500	455	2,533	11,488
MANUFACTURE OF RUBBER AND PLASTIC PRODUCTS.....	3,905	39,842	395,309	439,056
Manufacture of rubber products.....	542	1,248	206,691	208,481
Manufacture of plastic products.....	3,363	38,594	188,618	230,575
MANUFACTURE OF OTHER NON-METALLIC MINERAL PRODUCTS ...	7,347	10,060	618,113	635,520
Manufacture of glass and glass products.....	-	-	22,181	22,181
Manufacture of structural clay products	86	589	14,798	15,473
Manufacture of cement, lime and plaster	75	2,145	445,625	447,845
Manufacture of articles of concrete, cement and plaster	7,024	6,556	65,570	79,149
Manufacture of non-metallic mineral products n.e.c..	162	770	69,940	70,872
MANUFACTURE OF BASIC IRON AND STEEL.....	436	136,043	267,260	403,739
Manufacture of basic iron and steel.....	436	136,043	267,260	403,739
MANUFACTURE OF FABRICATED METAL PRODUCTS EXCEPT MACHINERY AND EQUIPMENT	8,234	27,472	115,431	151,138
Manufacture of structural metal products, tanks, reservoirs and containers of metal	4,236	5,975	12,382	22,593
Manufacture of cutlery, hand tools and general hardware	3,272	484	13,225	16,981
Manufacture of other fabricated metal products	726	21,013	89,824	111,564
MANUFACTURE OF MACHINERY AND EQUIPMENT N.E.C.	489	5,019	-	5,508
Manufacture of pumps, compressors, taps and valves..	-	-	-	-
Manufacture of ovens, furnaces and furnace burners..	152	707	-	859
Manufacture of other general purpose machinery.....	-	-	-	-
Manufacture of machinery for food and beverage processing	186	4,312	-	4,498
Manufacture of accumulators, primary cells and and primary batteries	151	-	-	151
MANUFACTURE OF MOTOR VEHICLES, TRAILERS & SEMI-TRAILERS	728	1,591	565,183	567,502
Manufacture of bodies for motor vehicles.....	728	1,591	562,863	565,182
Manufacture of parts and accessories for motor vehicles and their engines.....	-	-	2,320	2,320
MANUFACTURE OF FURNITURE; MANUFACTURING N.E.C.	12,336	15,767	87,087	115,190
Manufacture of furniture; manufacturing n.e.c.....	12,336	15,767	87,087	115,190
T O T A L	113,839	464,779	7,840,235	8,418,853

GROSS VALUE OF PRODUCTION BY SIZE OF PERSONS ENGAGED AND INDUSTRIAL GROUP
PUBLIC - 2000/2001 (1993 E.F.Y)

TABLE 4.35

(IN '000 BIRR)

INDUSTRIAL GROUP	SIZE - GROUP			
	10 - 19	20 - 49	50 & OVER	TOTAL
MANUFACTURE OF FOOD PRODUCTS AND BEVERAGES.....	-	-	2,275,344	2,275,344
Production, processing and preserving of meat, fruit and vegetables	-	-	53,479	53,479
Manufacture of vegetable and animal oils and fats...	-	-	72,553	72,553
Manufacture of dairy products	-	-	15,535	15,535
Manufacture of grain mill products	-	-	218,961	218,961
Manufacture of prepared animal feeds	-	-	5,622	5,622
Manufacture of bakery products	-	-	121,971	121,971
Manufacture of sugar and sugar confectionery	-	-	1,061,181	1,061,181
Manufacture of macaroni and spaghetti.....	-	-	95,195	95,195
Manufacture of food products n.e.c.	-	-	15,238	15,238
Distilling, rectifying and blending of spirits	-	-	57,775	57,775
Manufacture of wines	-	-	23,783	23,783
Manufacture of malt liquors and malt	-	-	462,106	462,106
Manufacture of soft drinks & production of mineral waters	-	-	71,944	71,944
MANUFACTURE OF TOBACCO PRODUCTS	-	-	250,417	250,417
Manufacture of tobacco products.....	-	-	250,417	250,417
MANUFACTURE OF TEXTILES	-	818	514,519	515,337
Spinning, weaving and finishing of textiles	-	818	468,365	469,183
Manufacture of cordage, rope, twine and netting	-	-	46,154	46,154
Knitting mills	-	-	-	-
MANUFACTURE OF WEARING APPAREL, EXCEPT FUR APPAREL....	-	-	21,828	21,828
Manufacture of wearing apparel except fur apparel....	-	-	21,828	21,828
TANNING AND DRESSING OF LEATHER; MANUFACTURE OF FOOTWEAR, LUGGAGE AND HANDBAGS	-	-	338,210	338,210
Tanning and dressing of leather, luggage and handbags	-	-	241,381	241,381
Manufacture of footwear.....	-	-	96,829	96,829
MANUFACTURE OF WOOD AND OF PRODUCTS OF WOOD AND CORK, EXCEPT FURNITURE	2,203	1,407	34,713	38,323
Manufacture of wood and of products of wood and cork, except furniture.....	2,203	1,407	34,713	38,323
MANUFACTURE OF PAPER, PAPER PRODUCTS AND PRINTING.....	-	-	262,701	262,701
Manufacture of paper and paper products.....	-	-	102,209	102,209
Publishing and printing services.....	-	-	160,492	160,492
MANUFACTURE OF CHEMICALS AND CHEMICAL PRODUCTS.....	3,003	-	239,899	242,902
Manufacture of basic chemicals, except fertilizers and nitrogen compounds.....	-	-	51,925	51,925
Manufacture of paints, varnishes and mastics	-	-	57,053	57,053

GROSS VALUE OF PRODUCTION BY SIZE OF PERSONS ENGAGED AND INDUSTRIAL GROUP
PUBLIC - 2000/2001 (1993 E.F.Y)

TABLE 4.35(Contd..)

(IN '000 BIRR)

INDUSTRIAL GROUP	SIZE - GROUP			
	10 - 19	20 - 49	50 & OVER	TOTAL
Manufacture of pharmaceuticals, medicinal chemicals and botanical products.....	-	-	74,980	74,980
Manufacture of soap and detergents cleaning and polishing, perfumes and toilet preparations.....	-	-	53,409	53,409
Manufacture of chemical products n.e.c.	3,003	-	2,533	5,535
MANUFACTURE OF RUBBER AND PLASTIC PRODUCTS.....	-	-	278,687	278,687
Manufacture of rubber products.....	-	-	201,069	201,069
Manufacture of plastic products.....	-	-	77,618	77,618
MANUFACTURE OF OTHER NON-METALLIC MINERAL PRODUCTS ...	9	2,145	568,854	571,008
Manufacture of glass and glass products.....	-	-	22,181	22,181
Manufacture of structural clay products	-	-	14,081	14,081
Manufacture of cement, lime and plaster	-	2,145	445,625	447,770
Manufacture of articles of concrete, cement and plaster	-	-	56,591	56,591
Manufacture of non-metallic mineral products n.e.c..	9	-	30,376	30,385
MANUFACTURE OF BASIC IRON AND STEEL.....	-	-	147,474	147,474
Manufacture of basic iron and steel.....	-	-	147,474	147,474
MANUFACTURE OF FABRICATED METAL PRODUCTS EXCEPT MACHINERY AND EQUIPMENT	-	-	65,474	65,474
Manufacture of structural metal products, tanks, reservoirs and containers of metal	-	-	-	-
Manufacture of cutlery, hand tools and general hardware	-	-	10,838	10,838
Manufacture of other fabricated metal products	-	-	54,636	54,636
MANUFACTURE OF MACHINERY AND EQUIPMENT N.E.C.	-	-	-	-
Manufacture of pumps, compressors, taps and valves..	-	-	-	-
Manufacture of ovens, furnaces and furnace burners..	-	-	-	-
Manufacture of other general purpose machinery.....	-	-	-	-
Manufacture of machinery for food and beverage processing	-	-	-	-
Manufacture of accumulators, primary cells and and primary batteries	-	-	-	-
MANUFACTURE OF MOTOR VEHICLES, TRAILERS & SEMI-TRAILERS	-	-	348,839	348,839
Manufacture of bodies for motor vehicles.....	-	-	348,839	348,839
Manufacture of parts and accessories for motor vehicles and their engines.....	-	-	-	-
MANUFACTURE OF FURNITURE; MANUFACTURING N.E.C.	14	3,065	4,841	7,919
Manufacture of furniture; manufacturing n.e.c.....	14	3,065	4,841	7,919
T O T A L	5,228	7,434	5,351,801	5,364,463

GROSS VALUE OF PRODUCTION BY SIZE OF PERSONS ENGAGED AND INDUSTRIAL GROUP
PRIVATE - 2000/2001 (1993 E.F.Y)

TABLE 4.36

(IN '000 BIRR)

INDUSTRIAL GROUP	SIZE - GROUP			
	10 - 19	20 - 49	50 & OVER	TOTAL
MANUFACTURE OF FOOD PRODUCTS AND BEVERAGES.....	43,892	84,354	930,213	1,058,459
Production, processing and preserving of meat, fruit and vegetables	-	-	93,149	93,149
Manufacture of vegetable and animal oils and fats...	9,207	2,860	23,741	35,809
Manufacture of dairy products	-	-	17,681	17,681
Manufacture of grain mill products	13,286	52,352	132,000	197,638
Manufacture of prepared animal feeds	172	-	-	172
Manufacture of bakery products	18,762	14,717	80,726	114,205
Manufacture of sugar and sugar confectionery	507	587	-	1,093
Manufacture of macaroni and spaghetti.....	-	-	4,300	4,300
Manufacture of food products n.e.c.	1,762	4,922	42,852	49,536
Distilling, rectifying and blending of spirits	196	8,917	1,472	10,584
Manufacture of wines	-	-	-	-
Manufacture of malt liquors and malt	-	-	196,693	196,693
Manufacture of soft drinks & production of mineral waters	-	-	337,599	337,599
MANUFACTURE OF TOBACCO PRODUCTS	-	-	-	-
Manufacture of tobacco products.....	-	-	-	-
MANUFACTURE OF TEXTILES	1,344	3,118	180,116	184,578
Spinning, weaving and finishing of textiles	1,159	-	180,116	181,275
Manufacture of cordage, rope, twine and netting	-	-	-	-
Knitting mills	185	3,118	-	3,303
MANUFACTURE OF WEARING APPAREL, EXCEPT FUR APPAREL....	1,529	6,235	26,129	33,893
Manufacture of wearing apparel except fur apparel...	1,529	6,235	26,129	33,893
TANNING AND DRESSING OF LEATHER; MANUFACTURE OF FOOTWEAR, LUGGAGE AND HANDBAGS	12,138	74,587	415,104	501,829
Tanning and dressing of leather, luggage and handbags	-	7,570	376,095	383,665
Manufacture of footwear.....	12,138	67,017	39,009	118,164
MANUFACTURE OF WOOD AND OF PRODUCTS OF WOOD AND CORK, EXCEPT FURNITURE	346	1,733	-	2,078
Manufacture of wood and of products of wood and cork, except furniture.....	346	1,733	-	2,078
MANUFACTURE OF PAPER, PAPER PRODUCTS AND PRINTING....	8,435	24,332	83,711	116,479
Manufacture of paper and paper products.....	1,729	-	38,267	39,996
Publishing and printing services.....	6,706	24,332	45,445	76,483
MANUFACTURE OF CHEMICALS AND CHEMICAL PRODUCTS.....	7,473	32,402	218,945	258,821
Manufacture of basic chemicals, except fertilizers and nitrogen compounds.....	-	-	-	-
Manufacture of paints, varnishes and mastics	467	21,508	40,696	62,671

GROSS VALUE OF PRODUCTION BY SIZE OF PERSONS ENGAGED AND INDUSTRIAL GROUP
PRIVATE - 2000/2001 (1993 E.F.Y)

TABLE 4.36(Contd..)

(IN '000 BIRR)

INDUSTRIAL GROUP	SIZE - GROUP			
	10 - 19	20 - 49	50 & OVER	TOTAL
Manufacture of pharmaceuticals, medicinal chemicals and botanical products.....	-	1,505	27,453	28,958
Manufacture of soap and detergents cleaning and polishing, perfumes and toilet preparations.....	1,509	8,934	150,797	161,239
Manufacture of chemical products n.e.c.	5,498	455	-	5,953
MANUFACTURE OF RUBBER AND PLASTIC PRODUCTS.....	3,905	39,842	116,623	160,370
Manufacture of rubber products.....	542	1,248	5,622	7,412
Manufacture of plastic products.....	3,363	38,594	111,001	152,958
MANUFACTURE OF OTHER NON-METALLIC MINERAL PRODUCTS ...	7,338	7,915	49,259	64,513
Manufacture of glass and glass products.....	-	-	-	-
Manufacture of structural clay products	86	589	717	1,392
Manufacture of cement, lime and plaster	75	-	-	75
Manufacture of articles of concrete, cement and plaster	7,024	6,556	8,979	22,558
Manufacture of non-metallic mineral products n.e.c....	154	770	39,564	40,487
MANUFACTURE OF BASIC IRON AND STEEL.....	436	136,043	119,786	256,264
Manufacture of basic iron and steel.....	436	136,043	119,786	256,264
MANUFACTURE OF FABRICATED METAL PRODUCTS EXCEPT MACHINERY AND EQUIPMENT	8,234	27,472	49,958	85,664
Manufacture of structural metal products, tanks, reservoirs and containers of metal	4,236	5,975	12,382	22,593
Manufacture of cutlery, hand tools and general hardware	3,272	484	2,387	6,143
Manufacture of other fabricated metal products	726	21,013	35,188	56,928
MANUFACTURE OF MACHINERY AND EQUIPMENT N.E.C.	489	5,019	-	5,508
Manufacture of pumps, compressors, taps and valves..	-	-	-	-
Manufacture of ovens, furnaces and furnace burners..	152	707	-	859
Manufacture of other general purpose machinery.....	-	-	-	-
Manufacture of machinery for food and beverage processing	186	4,312	-	4,498
Manufacture of accumulators, primary cells and and primary batteries	151	-	-	151
MANUFACTURE OF MOTOR VEHICLES, TRAILERS & SEMI-TRAILERS	728	1,591	216,344	218,663
Manufacture of bodies for motor vehicles.....	728	1,591	214,024	216,343
Manufacture of parts and accessories for motor vehicles and their engines.....	-	-	2,320	2,320
MANUFACTURE OF FURNITURE; MANUFACTURING N.E.C.	12,322	12,703	82,246	107,271
Manufacture of furniture; manufacturing n.e.c.....	12,322	12,703	82,246	107,271
T O T A L	108,611	457,345	2,488,434	3,054,389

VALUE ADDED* BY SIZE OF PERSONS ENGAGED AND INDUSTRIAL GROUP
PUBLIC AND PRIVATE - 2000/2001 (1993 E.F.Y)

TABLE 4.37

(IN '000 BIRR)

INDUSTRIAL GROUP	SIZE - GROUP			
	10 - 19	20 - 49	50 & OVER	TOTAL
MANUFACTURE OF FOOD PRODUCTS AND BEVERAGES.....	9,714	9,154	1,183,980	1,202,848
Production, processing and preserving of meat, fruit and vegetables	-	-	50,259	50,259
Manufacture of vegetable and animal oils and fats...	1,034	280	15,789	17,104
Manufacture of dairy products	-	-	10,653	10,653
Manufacture of grain mill products	2,218	3,267	31,417	36,901
Manufacture of prepared animal feeds	52	-	1,348	1,399
Manufacture of bakery products	5,806	2,058	47,765	55,630
Manufacture of sugar and sugar confectionery	151	148	647,833	648,132
Manufacture of macaroni and spaghetti.....	-	-	19,831	19,831
Manufacture of food products n.e.c.	449	1,722	23,391	25,561
Distilling, rectifying and blending of spirits	5	1,680	20,777	22,462
Manufacture of wines	-	-	6,884	6,884
Manufacture of malt liquors and malt	-	-	239,827	239,827
Manufacture of soft drinks & production of mineral waters	-	-	68,206	68,206
MANUFACTURE OF TOBACCO PRODUCTS	-	-	65,358	65,358
Manufacture of tobacco products.....	-	-	65,358	65,358
MANUFACTURE OF TEXTILES	241	403	140,139	140,782
Spinning, weaving and finishing of textiles	115	164	126,689	126,968
Manufacture of cordage, rope, twine and netting	-	-	13,450	13,450
Knitting mills	125	238	-	364
MANUFACTURE OF WEARING APPAREL, EXCEPT FUR APPAREL....	447	1,972	11,193	13,613
Manufacture of wearing apparel except fur apparel...	447	1,972	11,193	13,613
TANNING AND DRESSING OF LEATHER; MANUFACTURE OF FOOTWEAR, LUGGAGE AND HANDBAGS	2,488	13,752	96,595	112,835
Tanning and dressing of leather, luggage and handbags	-	1,087	66,095	67,181
Manufacture of footwear.....	2,488	12,665	30,500	45,653
MANUFACTURE OF WOOD AND OF PRODUCTS OF WOOD AND CORK, EXCEPT FURNITURE	1,464	1,378	13,540	16,381
Manufacture of wood and of products of wood and cork, except furniture.....	1,464	1,378	13,540	16,381
MANUFACTURE OF PAPER, PAPER PRODUCTS AND PRINTING.....	2,139	8,885	127,479	138,503
Manufacture of paper and paper products.....	424	-	34,772	35,196
Publishing and printing services.....	1,715	8,885	92,707	103,306
MANUFACTURE OF CHEMICALS AND CHEMICAL PRODUCTS.....	2,812	3,309	101,913	108,034
Manufacture of basic chemicals, except fertilizers and nitrogen compounds.....	-	-	18,519	18,519
Manufacture of paints, varnishes and mastics	55	3,127	23,142	26,325

* IN THE NATIONAL ACCOUNT CONCEPT AT FACTOR COST

VALUE ADDED* BY SIZE OF PERSONS ENGAGED AND INDUSTRIAL GROUP
PUBLIC AND PRIVATE - 2000/2001 (1993 E.F.Y)

TABLE 4.37(Contd..)

(IN '000 BIRR)

INDUSTRIAL GROUP	SIZE - GROUP			
	10 - 19	20 - 49	50 & OVER	TOTAL
Manufacture of pharmaceuticals, medicinal chemicals and botanical products.....	-	-443	22,249	21,806
Manufacture of soap and detergents cleaning and polishing, perfumes and toilet preparations.....	193	1,586	37,721	39,499
Manufacture of chemical products n.e.c.	2,564	-961	283	1,886
MANUFACTURE OF RUBBER AND PLASTIC PRODUCTS.....	1,107	7,355	126,122	134,583
Manufacture of rubber products.....	184	773	72,427	73,385
Manufacture of plastic products.....	923	6,582	53,694	61,199
MANUFACTURE OF OTHER NON-METALLIC MINERAL PRODUCTS ...	2,660	3,441	198,546	204,647
Manufacture of glass and glass products.....	-	-	10,126	10,126
Manufacture of structural clay products	27	197	4,925	5,150
Manufacture of cement, lime and plaster	30	1,363	148,620	150,013
Manufacture of articles of concrete, cement and plaster	2,541	1,466	19,788	23,794
Manufacture of non-metallic mineral products n.e.c..	62	415	15,087	15,564
MANUFACTURE OF BASIC IRON AND STEEL.....	93	6,128	41,922	48,142
Manufacture of basic iron and steel.....	93	6,128	41,922	48,142
MANUFACTURE OF FABRICATED METAL PRODUCTS EXCEPT MACHINERY AND EQUIPMENT	2,400	7,694	28,647	38,740
Manufacture of structural metal products, tanks, reservoirs and containers of metal	1,053	1,703	3,415	6,172
Manufacture of cutlery, hand tools and general hardware	878	267	3,270	4,415
Manufacture of other fabricated metal products	468	5,723	21,962	28,153
MANUFACTURE OF MACHINERY AND EQUIPMENT N.E.C.	184	2,077	-	2,261
Manufacture of pumps, compressors, taps and valves..	-	-	-	-
Manufacture of ovens, furnaces and furnace burners..	52	210	-	262
Manufacture of other general purpose machinery.....	-	-	-	-
Manufacture of machinery for food and beverage processing	93	1,867	-	1,960
Manufacture of accumulators, primary cells and and primary batteries	39	-	-	39
MANUFACTURE OF MOTOR VEHICLES, TRAILERS & SEMI-TRAILERS	109	659	100,481	101,249
Manufacture of bodies for motor vehicles.....	109	659	99,248	100,016
Manufacture of parts and accessories for motor vehicles and their engines.....	-	-	1,233	1,233
MANUFACTURE OF FURNITURE; MANUFACTURING N.E.C.	4,862	6,084	27,124	38,070
Manufacture of furniture; manufacturing n.e.c.....	4,862	6,084	27,124	38,070
T O T A L	30,719	72,289	2,263,038	2,366,046

* IN THE NATIONAL ACCOUNT CONCEPT AT FACTOR COST

VALUE ADDED* BY SIZE OF PERSONS ENGAGED AND INDUSTRIAL GROUP
PUBLIC - 2000/2001 (1993 E.F.Y)

TABLE 4.38

(IN '000 BIRR)

INDUSTRIAL GROUP	SIZE - GROUP			
	10 - 19	20 - 49	50 & OVER	TOTAL
MANUFACTURE OF FOOD PRODUCTS AND BEVERAGES.....	-	-	999,055	999,055
Production, processing and preserving of meat, fruit and vegetables	-	-	17,712	17,712
Manufacture of vegetable and animal oils and fats...	-	-	10,132	10,132
Manufacture of dairy products	-	-	5,957	5,957
Manufacture of grain mill products	-	-	15,246	15,246
Manufacture of prepared animal feeds	-	-	1,348	1,348
Manufacture of bakery products	-	-	34,080	34,080
Manufacture of sugar and sugar confectionery	-	-	647,833	647,833
Manufacture of macaroni and spaghetti.....	-	-	20,039	20,039
Manufacture of food products n.e.c.	-	-	3,972	3,972
Distilling, rectifying and blending of spirits	-	-	20,373	20,373
Manufacture of wines	-	-	6,884	6,884
Manufacture of malt liquors and malt	-	-	187,987	187,987
Manufacture of soft drinks & production of mineral waters	-	-	27,493	27,493
MANUFACTURE OF TOBACCO PRODUCTS	-	-	65,358	65,358
Manufacture of tobacco products.....	-	-	65,358	65,358
MANUFACTURE OF TEXTILES	-	164	94,758	94,923
Spinning, weaving and finishing of textiles	-	164	81,309	81,473
Manufacture of cordage, rope, twine and netting	-	-	13,450	13,450
Knitting mills	-	-	-	-
MANUFACTURE OF WEARING APPAREL, EXCEPT FUR APPAREL....	-	-	5,654	5,654
Manufacture of wearing apparel except fur apparel....	-	-	5,654	5,654
TANNING AND DRESSING OF LEATHER; MANUFACTURE OF FOOTWEAR, LUGGAGE AND HANDBAGS	-	-	68,308	68,308
Tanning and dressing of leather, luggage and handbags	-	-	44,632	44,632
Manufacture of footwear.....	-	-	23,675	23,675
MANUFACTURE OF WOOD AND OF PRODUCTS OF WOOD AND CORK, EXCEPT FURNITURE	1,387	544	13,540	15,471
Manufacture of wood and of products of wood and cork, except furniture.....	1,387	544	13,540	15,471
MANUFACTURE OF PAPER, PAPER PRODUCTS AND PRINTING.....	-	-	100,839	100,839
Manufacture of paper and paper products.....	-	-	25,232	25,232
Publishing and printing services.....	-	-	75,607	75,607
MANUFACTURE OF CHEMICALS AND CHEMICAL PRODUCTS.....	725	-	68,827	69,552
Manufacture of basic chemicals, except fertilizers and nitrogen compounds.....	-	-	18,519	18,519
Manufacture of paints, varnishes and mastics	-	-	14,628	14,628

* IN THE NATIONAL ACCOUNT CONCEPT AT FACTOR COST

VALUE ADDED* BY SIZE OF PERSONS ENGAGED AND INDUSTRIAL GROUP
PUBLIC - 2000/2001 (1993 E.F.Y)

TABLE 4.38(Contd..)

(IN '000 BIRR)

INDUSTRIAL GROUP	SIZE - GROUP			
	10 - 19	20 - 49	50 & OVER	TOTAL
Manufacture of pharmaceuticals, medicinal chemicals and botanical products.....	-	-	23,205	23,205
Manufacture of soap and detergents cleaning and polishing, perfumes and toilet preparations.....	-	-	12,192	12,192
Manufacture of chemical products n.e.c.	725	-	283	1,007
MANUFACTURE OF RUBBER AND PLASTIC PRODUCTS.....	-	-	92,589	92,589
Manufacture of rubber products.....	-	-	70,683	70,683
Manufacture of plastic products.....	-	-	21,906	21,906
MANUFACTURE OF OTHER NON-METALLIC MINERAL PRODUCTS ...	-14	1,363	187,208	188,557
Manufacture of glass and glass products.....	-	-	10,126	10,126
Manufacture of structural clay products	-	-	4,561	4,561
Manufacture of cement, lime and plaster	-	1,363	148,620	149,983
Manufacture of articles of concrete, cement and plaster	-	-	16,085	16,085
Manufacture of non-metallic mineral products n.e.c..	-14	-	7,817	7,803
MANUFACTURE OF BASIC IRON AND STEEL.....	-	-	24,637	24,637
Manufacture of basic iron and steel.....	-	-	24,637	24,637
MANUFACTURE OF FABRICATED METAL PRODUCTS EXCEPT MACHINERY AND EQUIPMENT	-	-	19,534	19,534
Manufacture of structural metal products, tanks, reservoirs and containers of metal	-	-	-	-
Manufacture of cutlery, hand tools and general hardware	-	-	3,501	3,501
Manufacture of other fabricated metal products	-	-	16,033	16,033
MANUFACTURE OF MACHINERY AND EQUIPMENT N.E.C.	-	-	-	-
Manufacture of pumps, compressors, taps and valves..	-	-	-	-
Manufacture of ovens, furnaces and furnace burners..	-	-	-	-
Manufacture of other general purpose machinery.....	-	-	-	-
Manufacture of machinery for food and beverage processing	-	-	-	-
Manufacture of accumulators, primary cells and and primary batteries	-	-	-	-
MANUFACTURE OF MOTOR VEHICLES, TRAILERS & SEMI-TRAILERS	-	-	47,798	47,798
Manufacture of bodies for motor vehicles.....	-	-	47,798	47,798
Manufacture of parts and accessories for motor vehicles and their engines.....	-	-	-	-
MANUFACTURE OF FURNITURE; MANUFACTURING N.E.C.	2	1,480	2,258	3,740
Manufacture of furniture; manufacturing n.e.c.....	2	1,480	2,258	3,740
T O T A L	2,100	3,551	1,790,363	1,796,014

* IN THE NATIONAL ACCOUNT CONCEPT AT FACTOR COST

VALUE ADDED* BY SIZE OF PERSONS ENGAGED AND INDUSTRIAL GROUP
PRIVATE - 2000/2001 (1993 E.F.Y)

TABLE 4.39

(IN '000 BIRR)

INDUSTRIAL GROUP	SIZE - GROUP			
	10 - 19	20 - 49	50 & OVER	TOTAL
MANUFACTURE OF FOOD PRODUCTS AND BEVERAGES.....	9,714	9,154	184,925	203,793
Production, processing and preserving of meat, fruit and vegetables	-	-	32,547	32,547
Manufacture of vegetable and animal oils and fats...	1,034	280	5,658	6,972
Manufacture of dairy products	-	-	4,696	4,696
Manufacture of grain mill products	2,218	3,267	16,171	21,656
Manufacture of prepared animal feeds	52	-	-	52
Manufacture of bakery products	5,806	2,058	13,685	21,549
Manufacture of sugar and sugar confectionery	151	148	-	299
Manufacture of macaroni and spaghetti.....	-	-	-209	-209
Manufacture of food products n.e.c.	449	1,722	19,418	21,589
Distilling, rectifying and blending of spirits	5	1,680	405	2,090
Manufacture of wines	-	-	-	-
Manufacture of malt liquors and malt	-	-	51,840	51,840
Manufacture of soft drinks & production of mineral waters	-	-	40,713	40,713
MANUFACTURE OF TOBACCO PRODUCTS	-	-	-	-
Manufacture of tobacco products.....	-	-	-	-
MANUFACTURE OF TEXTILES	241	238	45,380	45,859
Spinning, weaving and finishing of textiles	115	-	45,380	45,496
Manufacture of cordage, rope, twine and netting	-	-	-	-
Knitting mills	125	238	-	364
MANUFACTURE OF WEARING APPAREL, EXCEPT FUR APPAREL....	447	1,972	5,539	7,959
Manufacture of wearing apparel except fur apparel...	447	1,972	5,539	7,959
TANNING AND DRESSING OF LEATHER; MANUFACTURE OF FOOTWEAR, LUGGAGE AND HANDBAGS	2,488	13,752	28,288	44,527
Tanning and dressing of leather, luggage and handbags	-	1,087	21,463	22,549
Manufacture of footwear.....	2,488	12,665	6,825	21,978
MANUFACTURE OF WOOD AND OF PRODUCTS OF WOOD AND CORK, EXCEPT FURNITURE	76	834	-	910
Manufacture of wood and of products of wood and cork, except furniture.....	76	834	-	910
MANUFACTURE OF PAPER, PAPER PRODUCTS AND PRINTING.....	2,139	8,885	26,640	37,664
Manufacture of paper and paper products.....	424	-	9,540	9,964
Publishing and printing services.....	1,715	8,885	17,100	27,700
MANUFACTURE OF CHEMICALS AND CHEMICAL PRODUCTS.....	2,088	3,309	33,086	38,483
Manufacture of basic chemicals, except fertilizers and nitrogen compounds.....	-	-	-	-
Manufacture of paints, varnishes and mastics	55	3,127	8,514	11,697

* IN THE NATIONAL ACCOUNT CONCEPT AT FACTOR COST

VALUE ADDED* BY SIZE OF PERSONS ENGAGED AND INDUSTRIAL GROUP
PRIVATE - 2000/2001 (1993 E.F.Y)

TABLE 4.39(Contd..)

(IN '000 BIRR)

INDUSTRIAL GROUP	SIZE - GROUP			
	10 - 19	20 - 49	50 & OVER	TOTAL
Manufacture of pharmaceuticals, medicinal chemicals and botanical products.....	-	-443	-957	-1,400
Manufacture of soap and detergents cleaning and polishing, perfumes and toilet preparations.....	193	1,586	25,529	27,307
Manufacture of chemical products n.e.c.	1,839	-961	-	879
MANUFACTURE OF RUBBER AND PLASTIC PRODUCTS.....	1,107	7,355	33,533	41,995
Manufacture of rubber products.....	184	773	1,745	2,702
Manufacture of plastic products.....	923	6,582	31,788	39,293
MANUFACTURE OF OTHER NON-METALLIC MINERAL PRODUCTS ...	2,675	2,078	11,337	16,090
Manufacture of glass and glass products.....	-	-	-	-
Manufacture of structural clay products	27	197	365	589
Manufacture of cement, lime and plaster	30	-	-	30
Manufacture of articles of concrete, cement and plaster	2,541	1,466	3,703	7,710
Manufacture of non-metallic mineral products n.e.c..	76	415	7,270	7,761
MANUFACTURE OF BASIC IRON AND STEEL.....	93	6,128	17,285	23,505
Manufacture of basic iron and steel.....	93	6,128	17,285	23,505
MANUFACTURE OF FABRICATED METAL PRODUCTS EXCEPT MACHINERY AND EQUIPMENT	2,400	7,694	9,113	19,206
Manufacture of structural metal products, tanks, reservoirs and containers of metal	1,053	1,703	3,415	6,172
Manufacture of cutlery, hand tools and general hardware	878	267	-231	915
Manufacture of other fabricated metal products	468	5,723	5,929	12,120
MANUFACTURE OF MACHINERY AND EQUIPMENT N.E.C.	184	2,077	-	2,261
Manufacture of pumps, compressors, taps and valves..	-	-	-	-
Manufacture of ovens, furnaces and furnace burners..	52	210	-	262
Manufacture of other general purpose machinery.....	-	-	-	-
Manufacture of machinery for food and beverage processing	93	1,867	-	1,960
Manufacture of accumulators, primary cells and and primary batteries	39	-	-	39
MANUFACTURE OF MOTOR VEHICLES, TRAILERS & SEMI-TRAILERS	109	659	52,683	53,451
Manufacture of bodies for motor vehicles.....	109	659	51,450	52,218
Manufacture of parts and accessories for motor vehicles and their engines.....	-	-	1,233	1,233
MANUFACTURE OF FURNITURE; MANUFACTURING N.E.C.	4,859	4,604	24,866	34,329
Manufacture of furniture; manufacturing n.e.c.....	4,859	4,604	24,866	34,329
T O T A L	28,619	68,738	472,675	570,032

* IN THE NATIONAL ACCOUNT CONCEPT AT FACTOR COST

SUMMARY OF OPERATIONS OF LARGE AND MEDIUM SCALE MANUFACTURING INDUSTRIES BY REGIONAL STATES
AND URBAN CENTERS, PUBLIC AND PRIVATE - 2000/20001(1993 E.F.Y)

TABLE 4.40

ALL VALUES (IN '000 BIRR)

REGIONAL STATES AND URBAN CENTERS	NO. OF ESTAB.	NO. OF PERSONS ENGAGED	WAGES AND SALARIES	GROSS VALUE OF PRODUCTION	VALUE ADDED IN NATIONAL ACCOUNT CONCEPT (FACTOR COST)	1 FIXED ASSETS	2 NEW CAPITAL EXPENDITURE
TIGRAY	37	4,473	27,909	292,614	63,160	568,297	8,826
ADIGRAT	5	467	3,246	26,245	-1,238	119,754	1,750
AXUME	2	74	436	2,575	281	3,323	-
MEKELE	19	958	9,097	196,731	45,802	56,345	3,460
QUIHA	3	462	2,019	13,884	4,621	9,917	3,217
OTHER TOWNS	8	2,512	13,111	53,179	13,695	378,958	399
AFAR	3	859	5,466	92,272	6,909	4,313	495
AWASH	3	859	5,466	92,272	6,909	4,313	495
AMHARA	58	9,063	47,503	636,572	168,166	627,744	22,677
BAHIR DAR	16	2,382	10,717	68,464	16,314	64,442	3,573
BURE	2	47	152	1,476	18	98	43
COMBOLCHA	8	3,098	18,912	298,187	74,290	200,571	7,123
DESSIE	9	284	1,474	12,580	851	8,745	149
GONDAR	10	1,853	7,425	158,431	49,478	271,932	6,961
WOLDIA	1	17	19	272	36	25	-
OTHER TOWNS	12	1,382	8,805	97,162	27,181	81,932	4,829
OROMIYA	122	17,785	151,296	2,424,813	895,797	832,326	115,687
AMBO	2	691	6,179	63,815	24,678	17,077	5,573
ASSELA	4	241	1,570	43,948	11,705	15,993	2,539
DEBRE ZEIT	19	1,724	8,573	190,228	26,993	51,749	6,524
DERRA	1	47	209	10,001	1,788	1,536	-
JIMMA	12	365	1,482	2,856	534	2,108	19
MERTI	1	187	803	39,269	8,425	1,520	179
MODJO	4	943	8,892	92,630	13,177	29,086	2,259
NAZARETH	25	3,783	35,395	632,641	299,479	111,833	62,401
WONJI	2	3,652	34,502	377,697	182,642	25,281	3,662
OTHER TOWNS	52	6,152	53,690	971,728	326,376	576,143	32,530
SOMALIE	4	69	225	3,771	2,546	2,637	7
JIJJIGA	4	69	225	3,771	2,546	2,637	7
S.N.N.P.	54	5,020	24,147	200,554	29,298	434,541	5,897
ARBA MINCH	4	1,023	5,716	30,335	2,977	78,144	245
AWASSA	22	3,040	15,205	136,856	12,305	259,400	3,310
DILA	6	103	260	1,611	653	382	2
SODO	6	97	187	1,357	380	2,886	2,098
OTHER TOWNS	16	757	2,779	30,394	12,983	93,728	242
GAMBELLA	2	102	372	2,942	1,581	305	-
GAMBELLA	2	102	372	2,942	1,581	305	-
HARARI	7	1,450	17,188	204,497	67,905	208,480	13,108
ADDIS ABABA	485	50,901	354,401	4,295,451	1,073,040	3,083,314	369,367
DIRE DAWA	24	4,588	28,706	269,512	58,054	179,823	4,679
T O T A L . .	796	94,310	657,214	8,422,998	2,366,457	5,941,779	540,745

1. 758 ESTABLISHMENTS

2. 435 ESTABLISHMENTS

SUMMARY OF OPERATIONS OF LARGE AND MEDIUM SCALE MANUFACTURING INDUSTRIES BY REGIONAL STATES
AND URBAN CENTERS, PUBLIC - 2000/20001(1993 E.F.Y)

TABLE 4.41

ALL VALUES (IN '000 BIRR)

REGIONAL STATES AND URBAN CENTERS	NO. OF ESTAB.	NO. OF PERSONS ENGAGED	WAGES AND SALARIES	GROSS VALUE OF PRODUCTION	VALUE ADDED IN NATIONAL ACCOUNT CONCEPT(FACTOR COST)	1 FIXED ASSETS	2 NEW CAPITAL EXPENDITURE
TIGRAY	1	62	455	8,627	1,692	2,382	-
QUIHA.....	1	62	455	8,627	1,692	2,382	-
AFAR.....	1	525	1,444	64,800	1,670	1,335	417
AMHARA.....	8	5,502	29,052	236,756	60,117	143,488	10,124
BAHIR DAR	2	1,948	9,206	43,825	12,927	37,174	712
COMBOLCHA	3	2,340	11,854	108,613	20,365	67,961	3,781
GONDAR	1	111	776	4,699	1,932	1,045	874
OTHER TOWNS	2	1,103	7,216	79,619	24,892	37,308	4,756
OROMIYA.....	32	14,133	135,773	2,093,865	835,005	659,493	102,377
AMBO	1	670	6,155	63,717	24,612	16,985	5,573
ASSELA	2	222	1,534	43,519	11,607	15,728	2,528
DEBRE ZEIT	3	463	2,906	52,102	5,518	2,166	342
JIMMA	1	165	1,025	520	-633	87	10
MERTI	1	187	803	39,269	8,425	1,520	179
MODJO	2	835	8,410	68,446	12,038	20,825	86
NAZARETH	6	2,972	32,210	588,264	288,502	82,754	61,888
WONJI	2	3,652	34,502	377,697	182,642	25,281	3,662
OTHER TOWNS	14	4,967	48,229	860,332	302,294	494,146	28,109
S.N.N.P.....	9	3,092	16,461	123,998	8,598	285,053	1,055
ARBA MINCH	2	987	5,629	29,922	2,849	77,586	159
AWASSA	5	2,031	10,656	93,604	5,432	207,167	895
OTHER TOWNS.....	2	74	176	473	316	300	1
GAMBELLA	2	102	372	2,942	1,581	305	-
GAMBELLA	2	102	372	2,942	1,581	305	-
HARARI.....	3	1,035	12,387	149,384	55,948	162,795	4,110
ADDIS ABABA.....	79	30,107	219,335	2,542,190	812,431	1,724,707	155,775
DIRE DAWA	4	413	4,922	141,902	18,972	45,509	1,780
T O T A L . .	139	54,971	420,202	5,364,463	1,796,014	3,025,067	275,639

1. 126 ESTABLISHMENTS
2. 121 ESTABLISHMENTS

SUMMARY OF OPERATIONS OF LARGE AND MEDIUM SCALE MANUFACTURING INDUSTRIES BY REGIONAL STATES
AND URBAN CENTERS, PRIVATE - 2000/20001(1993 E.F.Y)

TABLE 4.42

ALL VALUES (IN '000 BIRR)

REGIONAL STATES AND URBAN CENTERS	NO. OF ESTAB.	NO. OF PERSONS ENGAGED	WAGES AND SALARIES	GROSS VALUE OF PRODUCTION	VALUE ADDED IN NATIONAL ACCOUNT CONCEPT(FACTOR COST)	1 FIXED ASSETS	2 NEW CAPITAL EXPENDITURE
TIGRAY	36	4,411	27,453	283,987	61,468	565,915	8,826
ADIGRAT.....	5	467	3,246	26,245	-1,238	119,754	1,750
AXUME	2	74	436	2,575	281	3,323	-
MEKELE.....	19	958	9,097	196,731	45,802	56,345	3,460
QUIHA.....	2	400	1,564	5,257	2,929	7,535	3,217
OTHER TOWNS	8	2,512	13,111	53,179	13,695	378,958	399
AFAR.....	2	334	4,022	27,473	5,238	2,977	78
AWASH.....	2	334	4,022	27,473	5,238	2,977	78
AMHARA.....	50	3,561	18,451	399,816	108,050	484,256	12,554
BAHIR DAR	14	434	1,511	24,640	3,387	27,267	2,861
BURE.....	2	47	152	1,476	18	98	43
COMBOLCHA	5	758	7,059	189,574	53,924	132,610	3,342
DESSIE	9	284	1,474	12,580	851	8,745	149
GONDAR	9	1,742	6,649	153,732	47,545	270,887	6,087
WOLDIA	1	17	19	272	36	25	-
OTHER TOWNS	10	279	1,588	17,543	2,289	44,624	72
OROMIYA.....	90	3,652	15,523	330,948	60,792	172,833	13,310
AMBO	1	21	24	98	66	91	-
ASSELA	2	19	36	429	99	265	11
DEBRE ZEIT	16	1,261	5,667	138,126	21,475	49,583	6,183
DERRA	1	47	209	10,001	1,788	1,536	-
JIMMA	11	200	457	2,336	1,167	2,021	9
MODJO	2	108	482	24,184	1,138	8,261	2,173
NAZARETH	19	811	3,185	44,376	10,977	29,079	513
OTHER TOWNS	38	1,185	5,461	111,397	24,083	81,997	4,421
SOMALIE	4	69	225	3,771	2,546	2,637	7
JIJJIGA.....	4	69	225	3,771	2,546	2,637	7
S.N.N.P.....	45	1,928	7,687	76,556	20,701	149,488	4,842
ARBA MINCH	2	36	87	413	128	558	86
AWASSA	17	1,009	4,550	43,253	6,873	52,234	2,414
DILA	6	103	260	1,611	653	382	2
SODO	6	97	187	1,357	380	2,886	2,098
OTHER TOWNS.....	14	683	2,603	29,922	12,667	93,429	241
HARARI.....	4	415	4,800	55,113	11,957	45,685	8,998
ADDIS ABABA.....	406	20,794	128,917	1,753,262	260,608	1,358,607	213,592
DIRE DAWA	20	4,175	23,784	127,609	39,082	134,314	2,899
T O T A L . .	657	39,339	230,863	3,058,535	570,443	2,916,712	265,106

1. 632 ESTABLISHMENTS
2. 314 ESTABLISHMENTS

FIXED ASSETS AND NEW CAPITAL EXPENDITURE BY INDUSTRIAL GROUP AND OWNERSHIP
2000/2001 (1993 E.F.Y)

TABLE 4.43

(IN '000 BIRR)

INDUSTRIAL GROUP	1 FIXED ASSETS			2 NEW CAPITAL EXPENDITURE		
	PUBLIC	PRIVATE	TOTAL	PUBLIC	PRIVATE	TOTAL
MANUFACTURE OF FOOD PRODUCTS AND BEVERAGES.....	1,546,742	1,043,680	2,590,422	105,353	92,658	198,011
Production, processing and preserving of meat, fruit and vegetables	10,165	105,317	115,483	709	7,306	8,015
Manufacture of vegetable and animal oils and fats...	194,336	40,314	234,650	445	70	515
Manufacture of dairy products	22,212	18,581	40,793	850	557	1,407
Manufacture of grain mill products	49,922	178,361	228,283	2,810	12,586	15,396
Manufacture of prepared animal feeds	732	161	893	150	-	150
Manufacture of bakery products	83,153	55,900	139,054	9,417	6,091	15,508
Manufacture of sugar and sugar confectionery	826,171	758	826,929	74,673	-	74,673
Manufacture of macaroni and spaghetti.....	24,100	-	24,100	994	-	994
Manufacture of food products n.e.c.	2,384	123,539	125,922	53	1,530	1,582
Distilling, rectifying and blending of spirits	8,505	3,175	11,680	306	1,850	2,156
Manufacture of wines	18,095	-	18,095	57	-	57
Manufacture of malt liquors and malt	286,811	323,032	609,844	9,274	11,626	20,900
Manufacture of soft drinks & production of mineral waters	20,155	194,542	214,696	5,614	51,042	56,656
MANUFACTURE OF TOBACCO PRODUCTS	67,830	-	67,830	139	-	139
Manufacture of tobacco products.....	67,830	-	67,830	139	-	139
MANUFACTURE OF TEXTILES	314,987	560,541	875,528	56,334	15,929	72,262
Spinning, weaving and finishing of textiles	290,243	553,723	843,966	53,206	15,336	68,542
Manufacture of cordage, rope, twine and netting	24,744	-	24,744	3,128	-	3,128
Knitting mills	-	6,818	6,818	-	593	593
MANUFACTURE OF WEARING APPAREL, EXCEPT FUR APPAREL....	15,792	35,008	50,800	251	1,280	1,531
Manufacture of wearing apparel except fur apparel...	15,792	35,008	50,800	251	1,280	1,531
TANNING AND DRESSING OF LEATHER; MANUFACTURE OF FOOTWEAR, LUGGAGE AND HANDBAGS	150,155	422,288	572,443	2,852	49,599	52,451
Tanning and dressing of leather, luggage and handbags	119,816	177,778	297,594	2,730	21,867	24,597
Manufacture of footwear.....	30,339	244,510	274,849	122	27,731	27,854
MANUFACTURE OF WOOD AND OF PRODUCTS OF WOOD AND CORK, EXCEPT FURNITURE	4,101	267	4,368	122	2	123
Manufacture of wood and of products of wood and cork, except furniture.....	4,101	267	4,368	122	2	123
MANUFACTURE OF PAPER, PAPER PRODUCTS AND PRINTING	58,271	86,548	144,819	10,104	16,462	26,566
Manufacture of paper and paper products.....	14,939	38,689	53,629	1,510	13,590	15,101
Publishing and printing services.....	43,331	47,859	91,191	8,593	2,871	11,465
MANUFACTURE OF CHEMICALS AND CHEMICAL PRODUCTS.....	165,394	222,020	387,414	4,439	32,489	36,928
Manufacture of basic chemicals, except fertilizers and nitrogen compounds.....	117,722	-	117,722	3,150	-	3,150
Manufacture of paints, varnishes and mastics	5,818	22,336	28,154	413	975	1,388

FIXED ASSETS AND NEW CAPITAL EXPENDITURE BY INDUSTRIAL GROUP AND OWNERSHIP
2000/2001 (1993 E.F.Y)

TABLE 4.43(Contd..)

(IN '000 BIRR)

INDUSTRIAL GROUP	1 FIXED ASSETS			2 NEW CAPITAL EXPENDITURE		
	PUBLIC	PRIVATE	TOTAL	PUBLIC	PRIVATE	TOTAL
Manufacture of pharmaceuticals, medicinal chemicals and botanical products.....	33,467	133,466	166,933	-	626	626
Manufacture of soap and detergents cleaning and polishing, perfumes and toilet preparations.....	7,497	60,291	67,788	876	30,888	31,764
Manufacture of chemical products n.e.c.	889	5,928	6,817	-	-	-
MANUFACTURE OF RUBBER AND PLASTIC PRODCUTS.....	161,083	144,960	306,043	19,736	17,588	37,324
Manufacture of rubber products.....	140,963	6,306	147,269	14,953	1,925	16,877
Manufacture of plastic products.....	20,119	138,654	158,773	4,783	15,664	20,447
MANUFACTURE OF OTHER NON-METALLIC MINERAL PRODUCTS ...	364,339	36,749	401,088	64,872	3,778	68,649
Manufacture of glass and glass products.....	20,996	-	20,996	1,771	-	1,771
Manufacture of structural clay products	8,292	2,009	10,302	415	14	429
Manufacture of cement, lime and plaster	156,502	79	156,581	59,533	-	59,533
Manufacture of articles of concrete, cement and plaster	7,078	18,812	25,889	984	3,520	4,504
Manufacture of non-metallic mineral products n.e.c....	171,471	15,848	187,319	2,169	244	2,413
MANUFACTURE OF BASIC IRON AND STEEL.....	17,121	111,156	128,277	1,074	15,165	16,238
Manufacture of basic iron and steel.....	17,121	111,156	128,277	1,074	15,165	16,238
MANUFACTURE OF FABRICATED METAL PRODUCTS EXCEPT MACHINERY AND EQUIPMENT	124,745	79,768	204,514	1,933	7,726	9,658
Manufacture of structural metal products, tanks, reservoirs and containers of metal	-	19,435	19,435	-	1,189	1,189
Manufacture of cutlery, hand tools and general hardware	1,558	8,731	10,289	145	166	311
Manufacture of other fabricated metal products	123,187	51,603	174,790	1,788	6,371	8,159
MANUFACTURE OF MACHINERY AND EQUIPMENT N.E.C.	-	6,196	6,196	-	140	140
Manufacture of pumps, compressors, taps and valves..	-	-	-	-	-	-
Manufacture of ovens, furnaces and furnace burners..	-	39	39	-	-	-
Manufacture of other general purpose machinery.....	-	-	-	-	-	-
Manufacture of machinery for food and beverage processing	-	6,117	6,117	-	140	140
Manufacture of accumulators, primary cells and and primary batteries	-	40	40	-	-	-
MANUFACTURE OF MOTOR VEHICLES, TRAILERS & SEMI-TRAILERS	29,438	74,441	103,879	8,091	2,988	11,079
Manufacture of bodies for motor vehicles.....	29,438	70,751	100,189	8,091	2,988	11,079
Manufacture of parts and accessories for motor vehicles and their engines.....	-	3,690	3,690	-	-	-
MANUFACTURE OF FURNITURE; MANUFACTURING N.E.C.	5,069	93,090	98,159	341	9,305	9,646
Manufacture of furniture; manufacturing n.e.c.....	5,069	93,090	98,159	341	9,305	9,646
T O T A L	3,025,067	2,916,712	5,941,779	275,639	265,106	540,745

1. 761 ESTABLISHMENTS

2. 435 ESTABLISHMENTS

FIXED ASSETS OF REPORTING ESTABLISHMENTS BY TYPE AND INDUSTRIAL GROUP
PUBLIC AND PRIVATE - 2000/2001 (1993 E.F.Y)

TABLE 4.44

(IN '000 BIRR)

INDUSTRIAL GROUP	NO. OF ESTAB.	BUILDING AND OTHER CONST- RUCTION WORKS	MACHINERY AND EQUIPMENT	VEHICLES	OTHERS	TOTAL
MANUFACTURE OF FOOD PRODUCTS AND BEVERAGES.....	229	1,112,383	1,238,711	143,206	96,123	2,590,422
Production, processing and preserving of meat, fruit and vegetables	7	44,409	49,189	15,239	6,645	115,483
Manufacture of vegetable and animal oils and fats....	27	80,217	149,657	3,989	787	234,650
Manufacture of dairy products	2	27,656	10,154	2,657	325	40,793
Manufacture of grain mill products	54	134,655	71,468	11,757	10,403	228,283
Manufacture of prepared animal feeds	3	628	54	178	33	893
Manufacture of bakery products	91	51,381	69,971	6,046	11,655	139,054
Manufacture of sugar and sugar confectionery	7	410,852	395,253	14,001	6,823	826,929
Manufacture of macaroni and spaghetti.....	3	7,441	14,379	1,230	1,050	24,100
Manufacture of food products n.e.c.	9	49,494	67,274	6,868	2,287	125,922
Distilling, rectifying and blending of spirits	8	1,841	4,645	4,138	1,056	11,680
Manufacture of wines	1	7,502	9,144	1,053	396	18,095
Manufacture of malt liquors and malt	7	218,656	335,205	31,161	24,821	609,844
Manufacture of soft drinks & production of mineral waters	10	77,651	62,316	44,887	29,842	214,696
MANUFACTURE OF TOBACCO PRODUCTS	1	49,537	10,359	4,642	3,291	67,830
Manufacture of tobacco products.....	1	49,537	10,359	4,642	3,291	67,830
MANUFACTURE OF TEXTILES	33	324,807	527,470	13,666	9,585	875,528
Spinning, weaving and finishing of textiles	24	308,060	514,726	11,973	9,207	843,966
Manufacture of cordage, rope, twine and netting	2	13,659	9,218	1,604	263	24,744
Knitting mills	7	3,088	3,526	89	116	6,818
MANUFACTURE OF WEARING APPAREL, EXCEPT FUR APPAREL.....	23	32,097	14,124	1,718	2,861	50,800
Manufacture of wearing apparel except fur apparel....	23	32,097	14,124	1,718	2,861	50,800
TANNING AND DRESSING OF LEATHER; MANUFACTURE OF FOOTWEAR, LUGGAGE AND HANDBAGS	54	190,498	353,023	17,762	11,159	572,443
Tanning and dressing of leather, luggage and handbags.	17	148,618	127,361	14,261	7,355	297,594
Manufacture of footwear.....	37	41,881	225,662	3,501	3,804	274,849
MANUFACTURE OF WOOD AND OF PRODUCTS OF WOOD AND CORK, EXCEPT FURNITURE	12	1,407	1,447	1,248	267	4,368
Manufacture of wood and of products of wood and cork, except furniture.....	12	1,407	1,447	1,248	267	4,368
MANUFACTURE OF PAPER, PAPER PRODUCTS AND PRINTING.....	60	45,803	80,697	6,719	11,600	144,819
Manufacture of paper and paper products.....	6	19,424	27,215	3,602	3,387	53,629
Publishing and printing services.....	54	26,378	53,482	3,116	8,213	91,191
MANUFACTURE OF CHEMICALS AND CHEMICAL PRODUCTS.....	38	146,486	211,075	12,186	17,667	387,414
Manufacture of basic chemicals, except fertilizers and nitrogen compounds.....	4	48,311	60,462	678	8,271	117,722
Manufacture of paints, varnishes and mastics	8	13,416	10,613	2,082	2,043	28,154

FIXED ASSETS OF REPORTING ESTABLISHMENTS BY TYPE AND INDUSTRIAL GROUP
PUBLIC AND PRIVATE - 2000/2001 (1993 E.F.Y)

TABLE 4.44(Contd..)

(IN '000 BIRR)

INDUSTRIAL GROUP	NO. OF ESTAB.	BUILDING AND OTHER CONST- RUCTION WORKS	MACHINERY AND EQUIPMENT	VEHICLES	OTHERS	TOTAL
Manufacture of pharmaceuticals, medicinal chemicals and botanical products.....	4	47,652	111,751	2,658	4,872	166,933
Manufacture of soap and detergents cleaning and polishing, perfumes and toilet preparations.....	17	33,282	25,769	6,330	2,407	67,788
Manufacture of chemical products n.e.c.	5	3,825	2,479	438	75	6,817
MANUFACTURE OF RUBBER AND PLASTIC PRODUCTS.....	30	98,386	188,812	4,539	14,306	306,043
Manufacture of rubber products.....	5	46,191	95,779	526	4,774	147,269
Manufacture of plastic products.....	25	52,194	93,033	4,013	9,533	158,773
MANUFACTURE OF OTHER NON-METALLIC MINERAL PRODUCTS	83	154,301	219,949	18,665	8,172	401,088
Manufacture of glass and glass products.....	1	6,973	12,424	1,128	472	20,996
Manufacture of structural clay products	7	4,650	3,566	1,871	215	10,302
Manufacture of cement, lime and plaster	6	85,077	60,797	5,906	4,801	156,581
Manufacture of articles of concrete, cement and plaster	59	12,349	5,905	6,832	803	25,889
Manufacture of non-metallic mineral products n.e.c....	10	45,253	137,257	2,928	1,881	187,319
MANUFACTURE OF BASIC IRON AND STEEL.....	10	57,329	62,770	5,246	2,931	128,277
Manufacture of basic iron and steel.....	10	57,329	62,770	5,246	2,931	128,277
MANUFACTURE OF FABRICATED METAL PRODUCTS EXCEPT MACHINERY AND EQUIPMENT	53	94,168	93,227	6,578	10,541	204,514
Manufacture of structural metal products, tanks, reservoirs and containers of metal	23	12,546	4,990	1,469	430	19,435
Manufacture of cutlery, hand tools and general hardware	9	5,020	4,679	278	312	10,289
Manufacture of other fabricated metal products	21	76,602	83,558	4,831	9,798	174,790
MANUFACTURE OF MACHINERY AND EQUIPMENT N.E.C.	8	3,137	2,669	173	217	6,196
Manufacture of pumps, compressors, taps and valves...	-	-	-	-	-	-
Manufacture of ovens, furnaces and furnace burners...	2	-	35	-	4	39
Manufacture of other general purpose machinery.....	-	-	-	-	-	-
Manufacture of machinery for food and beverage processing	5	3,137	2,598	173	209	6,117
Manufacture of accumulators, primary cells and and primary batteries	1	-	36	-	4	40
MANUFACTURE OF MOTOR VEHICLES, TRAILERS & SEMI-TRAILERS.	7	50,961	36,347	9,380	7,191	103,879
Manufacture of bodies for motor vehicles.....	6	50,961	32,831	9,334	7,063	100,189
Manufacture of parts and accessories for motor vehicles and their engines.....	1	-	3,516	46	128	3,690
MANUFACTURE OF FURNITURE; MANUFACTURING N.E.C.	117	58,171	29,741	5,796	4,451	98,159
Manufacture of furniture; manufacturing n.e.c.....	117	58,171	29,741	5,796	4,451	98,159
T O T A L	758	2,419,470	3,070,421	251,524	200,364	5,941,779

FIXED ASSETS OF REPORTING ESTABLISHMENTS BY TYPE AND INDUSTRIAL GROUP
PUBLIC - 2000/2001 (1993 E.F.Y)

TABLE 4.45

(IN '000 BIRR)

INDUSTRIAL GROUP	NO. OF ESTAB.	BUILDING AND OTHER CONST- RUCTION WORKS	MACHINERY AND EQUIPMENT	VEHICLES	OTHERS	TOTAL
MANUFACTURE OF FOOD PRODUCTS AND BEVERAGES.....	37	684,372	779,683	56,918	25,768	1,546,742
Production, processing and preserving of meat, fruit and vegetables	2	3,683	1,676	3,988	818	10,165
Manufacture of vegetable and animal oils and fats....	5	59,249	131,819	2,759	508	194,336
Manufacture of dairy products	1	20,049	980	923	260	22,212
Manufacture of grain mill products	8	19,580	18,187	4,989	7,167	49,922
Manufacture of prepared animal feeds	2	531	4	165	32	732
Manufacture of bakery products	4	29,020	49,206	2,384	2,543	83,153
Manufacture of sugar and sugar confectionery	3	410,350	395,224	13,823	6,774	826,171
Manufacture of macaroni and spaghetti.....	3	7,441	14,379	1,230	1,050	24,100
Manufacture of food products n.e.c.	1	1,730	455	159	39	2,384
Distilling, rectifying and blending of spirits	1	1,254	3,599	2,777	876	8,505
Manufacture of wines	1	7,502	9,144	1,053	396	18,095
Manufacture of malt liquors and malt	4	113,264	150,520	18,697	4,330	286,811
Manufacture of soft drinks & production of mineral waters	2	10,720	4,489	3,970	975	20,155
MANUFACTURE OF TOBACCO PRODUCTS	1	49,537	10,359	4,642	3,291	67,830
Manufacture of tobacco products.....	1	49,537	10,359	4,642	3,291	67,830
MANUFACTURE OF TEXTILES	17	151,459	153,155	6,552	3,822	314,987
Spinning, weaving and finishing of textiles	15	137,800	143,936	4,948	3,559	290,243
Manufacture of cordage, rope, twine and netting	2	13,659	9,218	1,604	263	24,744
Knitting mills	-	-	-	-	-	-
MANUFACTURE OF WEARING APPAREL, EXCEPT FUR APPAREL.....	4	10,179	3,683	923	1,007	15,792
Manufacture of wearing apparel except fur apparel....	4	10,179	3,683	923	1,007	15,792
TANNING AND DRESSING OF LEATHER; MANUFACTURE OF FOOTWEAR, LUGGAGE AND HANDBAGS	7	53,054	86,750	6,800	3,551	150,155
Tanning and dressing of leather, luggage and handbags.	4	44,932	66,894	5,719	2,271	119,816
Manufacture of footwear.....	3	8,122	19,855	1,080	1,280	30,339
MANUFACTURE OF WOOD AND OF PRODUCTS OF WOOD AND CORK, EXCEPT FURNITURE	8	1,281	1,347	1,218	256	4,101
Manufacture of wood and of products of wood and cork, except furniture.....	8	1,281	1,347	1,218	256	4,101
MANUFACTURE OF PAPER, PAPER PRODUCTS AND PRINTING.....	9	12,369	37,338	2,259	6,304	58,271
Manufacture of paper and paper products.....	2	4,675	8,501	544	1,218	14,939
Publishing and printing services.....	7	7,694	28,837	1,715	5,085	43,331
MANUFACTURE OF CHEMICALS AND CHEMICAL PRODUCTS.....	11	58,825	90,226	5,359	10,984	165,394
Manufacture of basic chemicals, except fertilizers and nitrogen compounds.....	4	48,311	60,462	678	8,271	117,722
Manufacture of paints, varnishes and mastics	2	3,630	661	868	659	5,818

FIXED ASSETS OF REPORTING ESTABLISHMENTS BY TYPE AND INDUSTRIAL GROUP
PUBLIC - 2000/2001 (1993 E.F.Y)

TABLE 4.45(Contd..)

(IN '000 BIRR)

INDUSTRIAL GROUP	NO. OF ESTAB.	BUILDING AND OTHER CONST- RUCTION WORKS	MACHINERY AND EQUIPMENT	VEHICLES	OTHERS	TOTAL
Manufacture of pharmaceuticals, medicinal chemicals and botanical products.....	1	4,517	25,368	2,478	1,104	33,467
Manufacture of soap and detergents cleaning and polishing, perfumes and toilet preparations.....	2	1,700	3,574	1,303	920	7,497
Manufacture of chemical products n.e.c.	2	666	160	32	31	889
MANUFACTURE OF RUBBER AND PLASTIC PRODUCTS.....	3	49,505	103,336	875	7,367	161,083
Manufacture of rubber products.....	1	42,660	94,071	385	3,848	140,963
Manufacture of plastic products.....	2	6,845	9,265	490	3,519	20,119
MANUFACTURE OF OTHER NON-METALLIC MINERAL PRODUCTS	15	141,379	204,420	11,268	7,273	364,339
Manufacture of glass and glass products.....	1	6,973	12,424	1,128	472	20,996
Manufacture of structural clay products	2	4,339	2,099	1,661	193	8,292
Manufacture of cement, lime and plaster	5	85,023	60,772	5,906	4,801	156,502
Manufacture of articles of concrete, cement and plaster	4	4,106	879	1,552	541	7,078
Manufacture of non-metallic mineral products n.e.c....	3	40,938	128,247	1,020	1,266	171,471
MANUFACTURE OF BASIC IRON AND STEEL.....	2	1,822	13,206	1,529	563	17,121
Manufacture of basic iron and steel.....	2	1,822	13,206	1,529	563	17,121
MANUFACTURE OF FABRICATED METAL PRODUCTS EXCEPT MACHINERY AND EQUIPMENT	5	45,835	70,623	2,703	5,585	124,745
Manufacture of structural metal products, tanks, reservoirs and containers of metal	-	-	-	-	-	-
Manufacture of cutlery, hand tools and general hardware	2	651	644	50	213	1,558
Manufacture of other fabricated metal products	3	45,185	69,978	2,652	5,372	123,187
MANUFACTURE OF MACHINERY AND EQUIPMENT N.E.C.	-	-	-	-	-	-
Manufacture of pumps, compressors, taps and valves...	-	-	-	-	-	-
Manufacture of ovens, furnaces and furnace burners...	-	-	-	-	-	-
Manufacture of other general purpose machinery.....	-	-	-	-	-	-
Manufacture of machinery for food and beverage processing	-	-	-	-	-	-
Manufacture of accumulators, primary cells and and primary batteries	-	-	-	-	-	-
MANUFACTURE OF MOTOR VEHICLES, TRAILERS & SEMI-TRAILERS.	1	11,544	6,753	6,896	4,244	29,438
Manufacture of bodies for motor vehicles.....	1	11,544	6,753	6,896	4,244	29,438
Manufacture of parts and accessories for motor vehicles and their engines.....	-	-	-	-	-	-
MANUFACTURE OF FURNITURE; MANUFACTURING N.E.C.	6	3,198	1,645	-	227	5,069
Manufacture of furniture; manufacturing n.e.c.....	6	3,198	1,645	-	227	5,069
T O T A L	126	1,274,360	1,562,524	107,941	80,242	3,025,067

FIXED ASSETS OF REPORTING ESTABLISHMENTS BY TYPE AND INDUSTRIAL GROUP
PRIVATE - 2000/2001 (1993 E.F.Y)

TABLE 4.46

(IN '000 BIRR)

INDUSTRIAL GROUP	NO. OF ESTAB.	BUILDING AND OTHER CONST- RUCTION WORKS	MACHINERY AND EQUIPMENT	VEHICLES	OTHERS	TOTAL
MANUFACTURE OF FOOD PRODUCTS AND BEVERAGES.....	192	428,010	459,027	86,288	70,354	1,043,680
Production, processing and preserving of meat, fruit and vegetables	5	40,726	47,514	11,251	5,827	105,317
Manufacture of vegetable and animal oils and fats....	22	20,967	17,838	1,230	279	40,314
Manufacture of dairy products	1	7,607	9,174	1,735	65	18,581
Manufacture of grain mill products	46	115,075	53,281	6,768	3,236	178,361
Manufacture of prepared animal feeds	1	98	49	12	1	161
Manufacture of bakery products	87	22,361	20,766	3,662	9,112	55,900
Manufacture of sugar and sugar confectionery	4	502	29	178	49	758
Manufacture of macaroni and spaghetti.....	-	-	-	-	-	-
Manufacture of food products n.e.c.	8	47,764	66,818	6,709	2,248	123,539
Distilling, rectifying and blending of spirits	7	587	1,046	1,362	180	3,175
Manufacture of wines	-	-	-	-	-	-
Manufacture of malt liquors and malt	3	105,392	184,685	12,464	20,491	323,032
Manufacture of soft drinks & production of mineral waters	8	66,931	57,827	40,917	28,867	194,542
MANUFACTURE OF TOBACCO PRODUCTS	-	-	-	-	-	-
Manufacture of tobacco products.....	-	-	-	-	-	-
MANUFACTURE OF TEXTILES	16	173,348	374,315	7,114	5,764	560,541
Spinning, weaving and finishing of textiles	9	170,260	370,790	7,025	5,648	553,723
Manufacture of cordage, rope, twine and netting	-	-	-	-	-	-
Knitting mills	7	3,088	3,526	89	116	6,818
MANUFACTURE OF WEARING APPAREL, EXCEPT FUR APPAREL.....	19	21,919	10,440	794	1,854	35,008
Manufacture of wearing apparel except fur apparel....	19	21,919	10,440	794	1,854	35,008
TANNING AND DRESSING OF LEATHER; MANUFACTURE OF FOOTWEAR, LUGGAGE AND HANDBAGS	47	137,444	266,273	10,963	7,608	422,288
Tanning and dressing of leather, luggage and handbags.	13	103,686	60,466	8,542	5,084	177,778
Manufacture of footwear.....	34	33,758	205,807	2,421	2,524	244,510
MANUFACTURE OF WOOD AND OF PRODUCTS OF WOOD AND CORK, EXCEPT FURNITURE	4	126	100	30	11	267
Manufacture of wood and of products of wood and cork, except furniture.....	4	126	100	30	11	267
MANUFACTURE OF PAPER, PAPER PRODUCTS AND PRINTING.....	51	33,433	43,359	4,459	5,297	86,548
Manufacture of paper and paper products.....	4	14,749	18,714	3,058	2,169	38,689
Publishing and printing services.....	47	18,684	24,645	1,402	3,128	47,859
MANUFACTURE OF CHEMICALS AND CHEMICAL PRODUCTS.....	27	87,661	120,849	6,827	6,683	222,020
Manufacture of basic chemicals, except fertilizers and nitrogen compounds.....	-	-	-	-	-	-
Manufacture of paints, varnishes and mastics	6	9,786	9,952	1,214	1,383	22,336

FIXED ASSETS OF REPORTING ESTABLISHMENTS BY TYPE AND INDUSTRIAL GROUP
PRIVATE - 2000/2001 (1993 E.F.Y)

TABLE 4.46(Contd..)

(IN '000 BIRR)

INDUSTRIAL GROUP	NO. OF ESTAB.	BUILDING AND OTHER CONST- RUCTION WORKS	MACHINERY AND EQUIPMENT	VEHICLES	OTHERS	TOTAL
Manufacture of pharmaceuticals, medicinal chemicals and botanical products.....	3	43,135	86,383	180	3,768	133,466
Manufacture of soap and detergents cleaning and polishing, perfumes and toilet preparations.....	15	31,581	22,195	5,027	1,487	60,291
Manufacture of chemical products n.e.c.	3	3,159	2,319	406	44	5,928
MANUFACTURE OF RUBBER AND PLASTIC PRODUCTS.....	27	48,881	85,476	3,664	6,939	144,960
Manufacture of rubber products.....	4	3,531	1,708	141	926	6,306
Manufacture of plastic products.....	23	45,350	83,768	3,523	6,014	138,654
MANUFACTURE OF OTHER NON-METALLIC MINERAL PRODUCTS	68	12,923	15,530	7,397	899	36,749
Manufacture of glass and glass products.....	-	-	-	-	-	-
Manufacture of structural clay products	5	310	1,467	210	22	2,009
Manufacture of cement, lime and plaster	1	54	25	-	-	79
Manufacture of articles of concrete, cement and plaster	55	8,243	5,027	5,280	263	18,812
Manufacture of non-metallic mineral products n.e.c....	7	4,316	9,011	1,908	614	15,848
MANUFACTURE OF BASIC IRON AND STEEL.....	8	55,506	49,564	3,717	2,369	111,156
Manufacture of basic iron and steel.....	8	55,506	49,564	3,717	2,369	111,156
MANUFACTURE OF FABRICATED METAL PRODUCTS EXCEPT MACHINERY AND EQUIPMENT	48	48,332	22,604	3,875	4,956	79,768
Manufacture of structural metal products, tanks, reservoirs and containers of metal	23	12,546	4,990	1,469	430	19,435
Manufacture of cutlery, hand tools and general hardware	7	4,369	4,034	228	99	8,731
Manufacture of other fabricated metal products	18	31,417	13,580	2,179	4,427	51,603
MANUFACTURE OF MACHINERY AND EQUIPMENT N.E.C.	8	3,137	2,669	173	217	6,196
Manufacture of pumps, compressors, taps and valves...	-	-	-	-	-	-
Manufacture of ovens, furnaces and furnace burners...	2	-	35	-	4	39
Manufacture of other general purpose machinery.....	-	-	-	-	-	-
Manufacture of machinery for food and beverage processing	5	3,137	2,598	173	209	6,117
Manufacture of accumulators, primary cells and and primary batteries	1	-	36	-	4	40
MANUFACTURE OF MOTOR VEHICLES, TRAILERS & SEMI-TRAILERS.	6	39,417	29,594	2,484	2,947	74,441
Manufacture of bodies for motor vehicles.....	5	39,417	26,077	2,438	2,819	70,751
Manufacture of parts and accessories for motor vehicles and their engines.....	1	-	3,516	46	128	3,690
MANUFACTURE OF FURNITURE; MANUFACTURING N.E.C.	111	54,973	28,096	5,796	4,225	93,090
Manufacture of furniture; manufacturing n.e.c.....	111	54,973	28,096	5,796	4,225	93,090
T O T A L	632	1,145,110	1,507,898	143,582	120,122	2,916,712

FIXED ASSETS BY SIZE OF PERSONS ENGAGED AND INDUSTRIAL GROUP
PUBLIC AND PRIVATE - 2000/2001 (1993 E.F.Y)

TABLE 4.47

(IN '000 BIRR)

INDUSTRIAL GROUP	SIZE - GROUP			
	10 - 19	20 - 49	50 & OVER	TOTAL
MANUFACTURE OF FOOD PRODUCTS AND BEVERAGES.....	29,284	121,495	2,438,058	2,588,837
Production, processing and preserving of meat, fruit and vegetables	-	-	115,483	115,483
Manufacture of vegetable and animal oils and fats...	4,533	4,698	225,420	234,650
Manufacture of dairy products	-	-	40,793	40,793
Manufacture of grain mill products	11,159	88,027	127,606	226,793
Manufacture of prepared animal feeds	161	-	732	893
Manufacture of bakery products	11,235	8,709	119,014	138,958
Manufacture of sugar and sugar confectionery	341	417	826,171	826,929
Manufacture of macaroni and spaghetti.....	-	-	24,100	24,100
Manufacture of food products n.e.c.	1,656	16,736	107,530	125,922
Distilling, rectifying and blending of spirits	199	2,908	8,573	11,680
Manufacture of wines	-	-	18,095	18,095
Manufacture of malt liquors and malt	-	-	609,844	609,844
Manufacture of soft drinks & production of mineral waters	-	-	214,696	214,696
MANUFACTURE OF TOBACCO PRODUCTS	-	-	67,830	67,830
Manufacture of tobacco products.....	-	-	67,830	67,830
MANUFACTURE OF TEXTILES	1,244	6,596	867,688	875,528
Spinning, weaving and finishing of textiles	945	77	842,944	843,966
Manufacture of cordage, rope, twine and netting	-	-	24,744	24,744
Knitting mills	299	6,519	-	6,818
MANUFACTURE OF WEARING APPAREL, EXCEPT FUR APPAREL....	890	4,535	45,375	50,800
Manufacture of wearing apparel except fur apparel...	890	4,535	45,375	50,800
TANNING AND DRESSING OF LEATHER; MANUFACTURE OF FOOTWEAR, LUGGAGE AND HANDBAGS	21,927	99,983	450,532	572,443
Tanning and dressing of leather, luggage and handbags	-	4,383	293,211	297,594
Manufacture of footwear.....	21,927	95,600	157,321	274,849
MANUFACTURE OF WOOD AND OF PRODUCTS OF WOOD AND CORK, EXCEPT FURNITURE	275	1,770	2,324	4,368
Manufacture of wood and of products of wood and cork, except furniture.....	275	1,770	2,324	4,368
MANUFACTURE OF PAPER, PAPER PRODUCTS AND PRINTING.....	7,849	26,270	110,700	144,819
Manufacture of paper and paper products.....	2,189	-	51,440	53,629
Publishing and printing services.....	5,661	26,270	59,260	91,191
MANUFACTURE OF CHEMICALS AND CHEMICAL PRODUCTS.....	6,360	8,963	372,091	387,414
Manufacture of basic chemicals, except fertilizers and nitrogen compounds.....	-	-	117,722	117,722
Manufacture of paints, varnishes and mastics	213	3,788	24,153	28,154

FIXED ASSETS BY SIZE OF PERSONS ENGAGED AND INDUSTRIAL GROUP
PUBLIC AND PRIVATE - 2000/2001 (1993 E.F.Y)

TABLE 4.47(Contd..)

(IN '000 BIRR)

INDUSTRIAL GROUP	SIZE - GROUP			
	10 - 19	20 - 49	50 & OVER	TOTAL
Manufacture of pharmaceuticals, medicinal chemicals and botanical products.....	-	945	165,988	166,933
Manufacture of soap and detergents cleaning and polishing, perfumes and toilet preparations.....	229	3,746	63,813	67,788
Manufacture of chemical products n.e.c.	5,918	484	415	6,817
MANUFACTURE OF RUBBER AND PLASTIC PRODUCTS.....	6,454	29,823	269,765	306,043
Manufacture of rubber products.....	179	1,180	145,910	147,269
Manufacture of plastic products.....	6,275	28,643	123,855	158,773
MANUFACTURE OF OTHER NON-METALLIC MINERAL PRODUCTS ...	4,727	8,158	388,204	401,088
Manufacture of glass and glass products.....	-	-	20,996	20,996
Manufacture of structural clay products.....	275	1,731	8,296	10,302
Manufacture of cement, lime and plaster	79	1,753	154,749	156,581
Manufacture of articles of concrete, cement and plaster	3,769	3,201	18,919	25,889
Manufacture of non-metallic mineral products n.e.c..	603	1,473	185,244	187,319
MANUFACTURE OF BASIC IRON AND STEEL.....	1,364	20,545	106,368	128,277
Manufacture of basic iron and steel.....	1,364	20,545	106,368	128,277
MANUFACTURE OF FABRICATED METAL PRODUCTS EXCEPT MACHINERY AND EQUIPMENT	9,287	35,741	158,918	203,946
Manufacture of structural metal products, tanks, reservoirs and containers of metal	3,180	7,926	8,330	19,435
Manufacture of cutlery, hand tools and general hardware	5,101	51	4,569	9,721
Manufacture of other fabricated metal products	1,006	27,764	146,019	174,790
MANUFACTURE OF MACHINERY AND EQUIPMENT N.E.C.	182	6,014	-	6,196
Manufacture of pumps, compressors, taps and valves..	-	-	-	-
Manufacture of ovens, furnaces and furnace burners..	39	-	-	39
Manufacture of other general purpose machinery.....	-	-	-	-
Manufacture of machinery for food and beverage processing	104	6,014	-	6,117
Manufacture of accumulators, primary cells and and primary batteries	40	-	-	40
MANUFACTURE OF MOTOR VEHICLES, TRAILERS & SEMI-TRAILERS	506	1,847	101,525	103,879
Manufacture of bodies for motor vehicles.....	506	1,847	97,835	100,189
Manufacture of parts and accessories for motor vehicles and their engines.....	-	-	3,690	3,690
MANUFACTURE OF FURNITURE; MANUFACTURING N.E.C.	12,258	18,056	67,415	97,729
Manufacture of furniture; manufacturing n.e.c.....	12,258	18,056	67,415	97,729
T O T A L	102,607	389,796	5,446,792	5,939,196

FIXED ASSETS BY SIZE OF PERSONS ENGAGED AND INDUSTRIAL GROUP
PUBLIC - 2000/2001 (1993 E.F.Y)

TABLE 4.48

(IN '000 BIRR)

INDUSTRIAL GROUP	SIZE - GROUP			
	10 - 19	20 - 49	50 & OVER	TOTAL
MANUFACTURE OF FOOD PRODUCTS AND BEVERAGES.....	-	-	1,546,742	1,546,742
Production, processing and preserving of meat, fruit and vegetables	-	-	10,165	10,165
Manufacture of vegetable and animal oils and fats...	-	-	194,336	194,336
Manufacture of dairy products	-	-	22,212	22,212
Manufacture of grain mill products	-	-	49,922	49,922
Manufacture of prepared animal feeds	-	-	732	732
Manufacture of bakery products	-	-	83,153	83,153
Manufacture of sugar and sugar confectionery	-	-	826,171	826,171
Manufacture of macaroni and spaghetti.....	-	-	24,100	24,100
Manufacture of food products n.e.c.	-	-	2,384	2,384
Distilling, rectifying and blending of spirits	-	-	8,505	8,505
Manufacture of wines	-	-	18,095	18,095
Manufacture of malt liquors and malt	-	-	286,811	286,811
Manufacture of soft drinks & production of mineral waters	-	-	20,155	20,155
MANUFACTURE OF TOBACCO PRODUCTS	-	-	67,830	67,830
Manufacture of tobacco products.....	-	-	67,830	67,830
MANUFACTURE OF TEXTILES	-	77	314,911	314,987
Spinning, weaving and finishing of textiles	-	77	290,166	290,243
Manufacture of cordage, rope, twine and netting	-	-	24,744	24,744
Knitting mills	-	-	-	-
MANUFACTURE OF WEARING APPAREL, EXCEPT FUR APPAREL....	-	-	15,792	15,792
Manufacture of wearing apparel except fur apparel....	-	-	15,792	15,792
TANNING AND DRESSING OF LEATHER; MANUFACTURE OF FOOTWEAR, LUGGAGE AND HANDBAGS	-	-	150,155	150,155
Tanning and dressing of leather, luggage and handbags	-	-	119,816	119,816
Manufacture of footwear.....	-	-	30,339	30,339
MANUFACTURE OF WOOD AND OF PRODUCTS OF WOOD AND CORK, EXCEPT FURNITURE	95	1,682	2,324	4,101
Manufacture of wood and of products of wood and cork, except furniture.....	95	1,682	2,324	4,101
MANUFACTURE OF PAPER, PAPER PRODUCTS AND PRINTING.....	-	-	58,271	58,271
Manufacture of paper and paper products.....	-	-	14,939	14,939
Publishing and printing services.....	-	-	43,331	43,331
MANUFACTURE OF CHEMICALS AND CHEMICAL PRODUCTS.....	474	-	164,920	165,394
Manufacture of basic chemicals, except fertilizers and nitrogen compounds.....	-	-	117,722	117,722
Manufacture of paints, varnishes and mastics	-	-	5,818	5,818

FIXED ASSETS BY SIZE OF PERSONS ENGAGED AND INDUSTRIAL GROUP
PUBLIC - 2000/2001 (1993 E.F.Y)

TABLE 4.48(Contd..)

(IN '000 BIRR)

INDUSTRIAL GROUP	SIZE - GROUP			
	10 - 19	20 - 49	50 & OVER	TOTAL
Manufacture of pharmaceuticals, medicinal chemicals and botanical products.....	-	-	33,467	33,467
Manufacture of soap and detergents cleaning and polishing, perfumes and toilet preparations.....	-	-	7,497	7,497
Manufacture of chemical products n.e.c.	474	-	415	889
MANUFACTURE OF RUBBER AND PLASTIC PRODUCTS.....	-	-	161,083	161,083
Manufacture of rubber products.....	-	-	140,963	140,963
Manufacture of plastic products.....	-	-	20,119	20,119
MANUFACTURE OF OTHER NON-METALLIC MINERAL PRODUCTS ...	497	1,753	362,089	364,339
Manufacture of glass and glass products.....	-	-	20,996	20,996
Manufacture of structural clay products	-	-	8,292	8,292
Manufacture of cement, lime and plaster	-	1,753	154,749	156,502
Manufacture of articles of concrete, cement and plaster	-	-	7,078	7,078
Manufacture of non-metallic mineral products n.e.c..	497	-	170,974	171,471
MANUFACTURE OF BASIC IRON AND STEEL.....	-	-	17,121	17,121
Manufacture of basic iron and steel.....	-	-	17,121	17,121
MANUFACTURE OF FABRICATED METAL PRODUCTS EXCEPT MACHINERY AND EQUIPMENT	-	-	124,745	124,745
Manufacture of structural metal products, tanks, reservoirs and containers of metal	-	-	-	-
Manufacture of cutlery, hand tools and general hardware	-	-	1,558	1,558
Manufacture of other fabricated metal products	-	-	123,187	123,187
MANUFACTURE OF MACHINERY AND EQUIPMENT N.E.C.	-	-	-	-
Manufacture of pumps, compressors, taps and valves..	-	-	-	-
Manufacture of ovens, furnaces and furnace burners..	-	-	-	-
Manufacture of other general purpose machinery.....	-	-	-	-
Manufacture of machinery for food and beverage processing	-	-	-	-
Manufacture of accumulators, primary cells and and primary batteries	-	-	-	-
MANUFACTURE OF MOTOR VEHICLES, TRAILERS & SEMI-TRAILERS	-	-	29,438	29,438
Manufacture of bodies for motor vehicles.....	-	-	29,438	29,438
Manufacture of parts and accessories for motor vehicles and their engines.....	-	-	-	-
MANUFACTURE OF FURNITURE; MANUFACTURING N.E.C.	14	2,048	3,008	5,069
Manufacture of furniture; manufacturing n.e.c.....	14	2,048	3,008	5,069
T O T A L	1,080	5,560	3,018,427	3,025,067

FIXED ASSETS BY SIZE MF PERSONS ENGAGED AND INDUSTRIAL GROUP
PRIVATE - 2000/2001 (1993 E.F.Y)

TABLE 4.49

(IN '000 BIRR)

INDUSTRIAL GROUP	SIZE - GROUP			
	10 - 19	20 - 49	50 & OVER	TOTAL
MANUFACTURE OF FOOD PRODUCTS AND BEVERAGES.....	29,284	121,495	891,316	1,042,095
Production, processing and preserving of meat, fruit and vegetables	-	-	105,317	105,317
Manufacture of vegetable and animal oils and fats...	4,533	4,698	31,084	40,314
Manufacture of dairy products	-	-	18,581	18,581
Manufacture of grain mill products	11,159	88,027	77,684	176,871
Manufacture of prepared animal feeds	161	-	-	161
Manufacture of bakery products	11,235	8,709	35,861	55,805
Manufacture of sugar and sugar confectionery	341	417	-	758
Manufacture of macaroni and spaghetti.....	-	-	-	-
Manufacture of food products n.e.c.	1,656	16,736	105,147	123,539
Distilling, rectifying and blending of spirits	199	2,908	68	3,175
Manufacture of wines	-	-	-	-
Manufacture of malt liquors and malt	-	-	323,032	323,032
Manufacture of soft drinks & production of mineral waters	-	-	194,542	194,542
MANUFACTURE OF TOBACCO PRODUCTS	-	-	-	-
Manufacture of tobacco products.....	-	-	-	-
MANUFACTURE OF TEXTILES	1,244	6,519	552,778	560,541
Spinning, weaving and finishing of textiles	945	-	552,778	553,723
Manufacture of cordage, rope, twine and netting	-	-	-	-
Knitting mills	299	6,519	-	6,818
MANUFACTURE OF WEARING APPAREL, EXCEPT FUR APPAREL....	890	4,535	29,582	35,008
Manufacture of wearing apparel except fur apparel...	890	4,535	29,582	35,008
TANNING AND DRESSING OF LEATHER; MANUFACTURE OF FOOTWEAR, LUGGAGE AND HANDBAGS	21,927	99,983	300,377	422,288
Tanning and dressing of leather, luggage and handbags	-	4,383	173,395	177,778
Manufacture of footwear.....	21,927	95,600	126,983	244,510
MANUFACTURE OF WOOD AND OF PRODUCTS OF WOOD AND CORK, EXCEPT FURNITURE	180	87	-	267
Manufacture of wood and of products of wood and cork, except furniture.....	180	87	-	267
MANUFACTURE OF PAPER, PAPER PRODUCTS AND PRINTING.....	7,849	26,270	52,429	86,548
Manufacture of paper and paper products.....	2,189	-	36,501	38,689
Publishing and printing services.....	5,661	26,270	15,928	47,859
MANUFACTURE OF CHEMICALS AND CHEMICAL PRODUCTS.....	5,886	8,963	207,171	222,020
Manufacture of basic chemicals, except fertilizers and nitrogen compounds.....	-	-	-	-
Manufacture of paints, varnishes and mastics	213	3,788	18,335	22,336

FIXED ASSETS BY SIZE OF PERSONS ENGAGED AND INDUSTRIAL GROUP
PRIVATE - 2000/2001 (1993 E.F.Y)

TABLE 4.49(Contd..)

(IN '000 BIRR)

INDUSTRIAL GROUP	SIZE - GROUP			
	10 - 19	20 - 49	50 & OVER	TOTAL
Manufacture of pharmaceuticals, medicinal chemicals and botanical products.....	-	945	132,521	133,466
Manufacture of soap and detergents cleaning and polishing, perfumes and toilet preparations.....	229	3,746	56,316	60,291
Manufacture of chemical products n.e.c.	5,444	484	-	5,928
MANUFACTURE OF RUBBER AND PLASTIC PRODUCTS.....	6,454	29,823	108,683	144,960
Manufacture of rubber products.....	179	1,180	4,947	6,306
Manufacture of plastic products.....	6,275	28,643	103,736	138,654
MANUFACTURE OF OTHER NON-METALLIC MINERAL PRODUCTS ...	4,230	6,405	26,114	36,749
Manufacture of glass and glass products.....	-	-	-	-
Manufacture of structural clay products	275	1,731	4	2,009
Manufacture of cement, lime and plaster	79	-	-	79
Manufacture of articles of concrete, cement and plaster	3,769	3,201	11,841	18,812
Manufacture of non-metallic mineral products n.e.c..	106	1,473	14,269	15,848
MANUFACTURE OF BASIC IRON AND STEEL.....	1,364	20,545	89,247	111,156
Manufacture of basic iron and steel.....	1,364	20,545	89,247	111,156
MANUFACTURE OF FABRICATED METAL PRODUCTS EXCEPT MACHINERY AND EQUIPMENT	9,287	35,741	34,173	79,200
Manufacture of structural metal products, tanks, reservoirs and containers of metal	3,180	7,926	8,330	19,435
Manufacture of cutlery, hand tools and general hardware	5,101	51	3,011	8,163
Manufacture of other fabricated metal products	1,006	27,764	22,832	51,603
MANUFACTURE OF MACHINERY AND EQUIPMENT N.E.C.	182	6,014	-	6,196
Manufacture of pumps, compressors, taps and valves..	-	-	-	-
Manufacture of ovens, furnaces and furnace burners..	39	-	-	39
Manufacture of other general purpose machinery.....	-	-	-	-
Manufacture of machinery for food and beverage processing	104	6,014	-	6,117
Manufacture of accumulators, primary cells and and primary batteries	40	-	-	40
MANUFACTURE OF MOTOR VEHICLES, TRAILERS & SEMI-TRAILERS	506	1,847	72,087	74,441
Manufacture of bodies for motor vehicles.....	506	1,847	68,397	70,751
Manufacture of parts and accessories for motor vehicles and their engines.....	-	-	3,690	3,690
MANUFACTURE OF FURNITURE; MANUFACTURING N.E.C.	12,244	16,009	64,407	92,660
Manufacture of furniture; manufacturing n.e.c.....	12,244	16,009	64,407	92,660
T O T A L	101,527	384,236	2,428,365	2,914,129

INVESTMENT IN FIXED ASSETS OF REPORTING ESTABLISHMENTS* BY SOURCE AND
INDUSTRIAL GROUP-PUBLIC AND PRIVATE 2000/2001 (1993 E.F.Y)

TABLE 4.50

(IN '000 BIRR)

INDUSTRIAL GROUP 1	DOMESTIC SOURCE				FOREIGN SOURCE 6	GRAND TOTAL 7=(5+6)
	OWN FUND	BANK LOAN	OTHERS	TOTAL		
	2	3	4	5=(2+3+4)		
MANUFACTURE OF FOOD PRODUCTS AND BEVERAGES.....	189,537	1,715	13,401	204,653	95	204,747
MANUFACTURE OF TOBACCO PRODUCTS	139	-	-	139	-	139
MANUFACTURE OF TEXTILES	17,811	-	54,452	72,262	-	72,262
MANUFACTURE OF WEARING APPAREL, EXCEPT FUR APPAREL....	1,490	41	-	1,531	-	1,531
TANNING AND DRESSING OF LEATHER; MANUFACTURE OF FOOTWEAR, LUGGAGE AND HANDBAGS	34,453	8,048	11,734	54,235	-	54,235
MANUFACTURE OF WOOD AND OF PRODUCTS OF WOOD AND CORK, EXCEPT FURNITURE	123	-	-	123	-	123
MANUFACTURE OF PAPER, PAPER PRODUCTS AND PRINTING	26,271	322	-	26,593	-	26,593
MANUFACTURE OF CHEMICALS AND CHEMICAL PRODUCTS.....	36,284	615	29	36,928	-	36,928
MANUFACTURE OF RUBBER AND PLASTIC PRODUCTS.....	19,885	12,928	638	33,451	-	33,451
MANUFACTURE OF OTHER NON-METALLIC MINERAL PRODUCTS ...	57,353	2,559	13	59,925	-	59,925
MANUFACTURE OF BASIC IRON AND STEEL.....	14,341	1,185	-	15,526	-	15,526
MANUFACTURE OF FABRICATED METAL PRODUCTS EXCEPT MACHINERY AND EQUIPMENT	7,157	-	2,287	9,444	-	9,444
MANUFACTURE OF MACHINERY AND EQUIPMENT N.E.C.	140	-	-	140	-	140
MANUFACTURE OF MOTOR VEHICLES, TRAILERS & SEMI-TRAILERS	2,988	8,091	-	11,079	-	11,079
MANUFACTURE OF FURNITURE; MANUFACTURING N.E.C.	6,899	2,055	580	9,534	70	9,604
T O T A L	414,872	37,559	83,133	535,563	164	535,728

* 435 ESTABLISHMENTS

QUANTITY OF MAJOR RAW MATERIALS CONSUMED FOR REPORTING ESTABLISHMENTS
BY INDUSTRIAL GROUP - PUBLIC AND PRIVATE
2000/2001 (1993 E.F.Y)

TABLE 4.51

INDUSTRIAL GROUP	DESCRIPTION OF ARTICLES	UNIT	QUANTITY OF MAJOR RAW MATERIALS CONSUMED		
			LOCAL	IMPORTED	TOTAL
FOOD AND BEVERAGE	CATTLE -----	HEAD	2,918	-	2,918
	MEAT-----	TONS	200	-	200
	PULSES-----	TONS	2,452	-	2,452
	VEGETABLES-----	TONS	11,573	-	11,573
	EDIBLE OIL-----	TONS	134	13	147
	FLOUR-----	TONS	56,409	2,550	58,959
	WHEAT(UNMILLED)-----	TONS	162,359	27,969	190,328
	MAIZE(UNMILLED)-----	TONS	9,395	-	9,395
	MILK (RAW)-----	H.L.	91,794	-	91,794
	MILK (POWDER)-----	TONS	27	75	102
	OIL SEEDS-----	TONS	30,683	-	30,683
	ORANGE -----	TONS	1,539	-	1,539
	SUGAR CANE-----	('000 TONS)	2,100	-	2,100
	SUGAR-----	TONS	17,439	352	17,791
	GLUCOSE -----	TONS	42	260	302
	COFFEE(UNMILLED)-----	TONS	164	-	164
	TEA LEAVES-----	TONS	12,261	196	12,457
	ALCOHOL-----	H.L.	13,508	-	13,508
	CARBON DIOXIDE-----	TONS	744	113	857
	ESSENCE-----	TONS	-	349	349
	GRAPES AND RAISINS-----	TONS	362	72	434
	HOPS-----	TONS	-	85	85
	MALT-----	TONS	12,034	4,069	16,103
	MOLASSES-----	TONS	17,582	-	17,582
	BARLEY-----	TONS	3,062	8,071	11,133
	YEAST-----	TONS	1	-	1
TOBACCO	TOBACCO LEAVES-----	TONS	905	886	1,791
TEXTILES	RAW COTTON-----	TONS	38,489	-	38,489
	COTTON YARN-----	TONS	564	-	564
	FABRICS-----	('000 M)	2,421	7	2,428
	FIBRE (POLYSTER)-----	TONS	4	1,050	1,054
	FIBRE (ACRYLIC)-----	TONS	9	2	11
	JUTE (FIBRE)-----	TONS	2,544	-	2,544
	SISAL (LEAVES)-----	CLB. M.	9,561	-	9,561
	WOOL (WASTE)-----	TONS	-	2,338	2,338
	ACRYLIC (YARN)-----	TONS	169	32	201
	COTTON (LINT)-----	TONS	14,128	185	14,313
	NYLON YARN-----	TONS	-	173	173
	CHEMICAL DYESTAFF-----	TONS	585	1,372	1,957
LEATHER AND FOOTWEAR	SHEEP AND GOAT SKIN-----	('000 PCS)	18,158	-	18,158
	HIDES AND SKINS-----	TONS	5,559	-	5,559
	LEATHER UPPER-----	('000 SQ.FT)	4,703	-	4,703
	LEATHER LINNING-----	('000 SQ.FT)	1,384	-	1,384
	LEATHER SOLE-----	TONS	1	-	1
	LEATHER GARMENT-----	SQ. FT.	692,200	-	692,200
	PLASTIC SOLE-----	PAIRS	453,359	48,755	502,114
	P.V.C FOR SOLE-----	TONS	1,255	3,820	5,075
	CHEMICALS-----	TONS	5,283	1,821	7,104

QUANTITY OF MAJOR RAW MATERIALS CONSUMED FOR REPORTING ESTABLISHMENTS
BY INDUSTRIAL GROUP - PUBLIC AND PRIVATE
2000/2001 (1993 E.F.Y)

TABLE 4.51 (Contd..)

INDUSTRIAL GROUP	DESCRIPTION OF ARTICLES	UNIT	QUANTITY OF MAJOR RAW MATERIALS CONSUMED		
			LOCAL	IMPORTED	TOTAL
	LOG-----	CUB. M	23,541	640	24,181
	PLUNK-----	CUB.M	1,554	-	1,554
PAPER AND PRINTING	PULP-----	TONS	-	4,733	4,733
	BOXING PAPER-----	TONS	-	192	192
	WASTE PAPER-----	TONS	363	-	363
	CHEMICALS-----	TONS	23	1,116	1,139
	PAPER-----	TONS	7,369	5,052	12,421
CHEMICAL	CAUSTIC SODA-----	TONS	2,071	790	2,861
	NATURAL AND SYNTHETIC RUBBER	TONS	9	3,863	3,872
	SODIUM COMPOUND-----	TONS	857	1	858
	TALLOW-----	TONS	389	549	938
	PARAFFINE WAX-----	TONS	40	516	556
	RESINE-----	TONS	741	621	1,362
	FATTY ACID-----	TONS	-	7,767	7,767
	POLYTHELENE-----	TONS	31	4,497	4,528
	COPPER(ELECTRIC WIRE)-----	TONS	-	203	203
	PETROLEUM JELLY(VASELINE)---	TONS	-	207	207
	PARAFFINE-----	TONS	21	317	338
	POLYETHER POLYOL-----	KG	-	1,266	1,266
	T.D.I.(TOLUERE ISOLYANTE)----	KG	-	617	617
	TIN CATALYST	KG	-	-	-
NON-METAL	CEMENT-----	TONS	23,696	101	23,797
	CLAY-----	CUB.M	164,893	-	164,893
	CULLET FLINT-----	TONS	2,550	-	2,550
	GRAVEL-----	CUB.M	22,584	-	22,584
	GYPSUM-----	TONS	37,805	-	37,805
	LIME STONE-----	TONS	888,619	-	888,619
	MARBLE-----	TONS	20,705	-	20,705
	PUMICE-----	CUB.M	349,687	-	349,687
	SAND-----	CUB.M	80,788	-	80,788
	SILICA SAND-----	TONS	5,217	-	5,217
	SODA ASH-----	TONS	1,652	-	1,652
	STONE(FOR GRAVEL)	CUB.M	46,378	-	46,378
METAL	ALUMINIUM-----	TONS	12	209	221
	CROWN TIN PLATE-----	(/'000 SHEETS)	-	2,013	2,013
	GALVANIZED COILS-----	TONS	-	19,873	19,873
	IRON SCARP-----	TONS	249	9	258
	STEEL SHEETS-----	TONS	894	30,381	31,275
	WIRE ROD-----	TONS	14	4,029	4,043
	ZINC-----	TONS	-	1,278	1,278
	IRON (BILLET)-----	TONS	-	2,167	2,167
	PIG IRON-----	TONS	99	69	168
	IRON BARS-----	TONS	215	212	427
	CHEMICALS FOR METAL-----	TONS	-	33	33
FURNITURE	CHIPWOOD-----	PCS.	26,429	1,715	28,144
	FORMICA-----	PCS.	5,879	276	6,155
	LOG-----	CUB. M	1,245	89	1,334
	PLYWOOD-----	PCS.	32,843	18,300	51,143
	veneer-----	SQ.M	29,610	56,505	86,115
	PLUNK-----	CUB.M	7,421	1,428	8,849

COST OF RAW MATERIALS, ENERGY CONSUMED AND PAYMENTS FOR INDUSTRIAL AND NON-INDUSTRIAL
SERVICES RENDERED BY INDUSTRIAL GROUP - PUBLIC AND PRIVATE
2000/2001 (1993 E.F.Y)

TABLE 4.52

IN ('000 BIRR)

INDUSTRIAL GROUP	NO.OF ESTAB	COST OF RAW MATERIALS CONSUMED			COST OF ENERGY CONSUMED	PAYMENTS FOR INDUS- TRIAL SERVICE	TOTAL INDUS- TRIAL COST	TRANS- PORT COST	PAYMENTS FOR NON-IND- USTRIAL SERVICE	TOTAL INDUSTRIAL AND NON-INDUS- TRIAL COST
		LOCAL	IMPO- RTED	TOTAL						
MANUFACTURE OF FOOD PRODUCTS AND BEVERAGES.....	251	949,110	227,277	1,176,387	95,009	54,942	1,326,339	59,353	184,187	1,569,879
Production, processing and preserving of meat, fruit and vegetables	9	55,915	10,074	65,989	5,097	3,529	74,616	1,624	11,078	87,318
Manufacture of vegetable and animal oils and fats...	27	72,585	777	73,361	4,522	769	78,653	2,343	4,180	85,176
Manufacture of dairy products	2	13,202	2,431	15,633	1,745	211	17,589	1,367	2,058	21,014
Manufacture of grain mill products	55	281,183	45,284	326,467	9,909	8,900	345,276	4,361	12,573	362,210
Manufacture of prepared animal feeds	3	3,181	99	3,280	161	205	3,646	251	344	4,241
Manufacture of bakery products	104	106,869	26,395	133,264	11,289	6,817	151,369	3,284	12,678	167,332
Manufacture of sugar and sugar confectionery	8	180,132	3,113	183,245	15,567	524	199,337	6,579	30,107	236,023
Manufacture of macaroni and spaghetti.....	4	60,377	1,867	62,243	2,064	860	65,168	1,080	3,187	69,435
Manufacture of food products n.e.c.	9	27,069	3,882	30,951	1,975	1,448	34,375	791	1,357	36,522
Distilling, rectifying and blending of spirits	11	6,951	827	7,778	3,261	1,226	12,265	2,340	4,128	18,733
Manufacture of wines	2	4,082	3,087	7,169	152	711	8,033	750	1,598	10,381
Manufacture of malt liquors and malt	7	69,844	72,488	142,332	26,885	6,527	175,744	22,500	38,664	236,908
Manufacture of soft drinks & production of mineral waters	10	67,720	56,955	124,675	12,380	23,214	160,269	12,082	62,236	234,587
MANUFACTURE OF TOBACCO PRODUCTS	1	18,583	49,120	67,703	775	24,974	93,452	160	5,718	99,329
Manufacture of tobacco products.....	1	18,583	49,120	67,703	775	24,974	93,452	160	5,718	99,329
MANUFACTURE OF TEXTILES	35	279,770	89,263	369,033	54,230	9,664	432,927	8,828	36,243	477,998
Spinning, weaving and finishing of textiles	26	268,741	78,955	347,696	52,461	5,708	405,865	8,404	34,803	449,072
Manufacture of cordage, rope, twine and netting	2	10,859	8,745	19,604	1,688	3,349	24,641	375	1,297	26,313
Knitting mills	7	169	1,563	1,732	82	607	2,421	49	143	2,613
MANUFACTURE OF WEARING APPAREL, EXCEPT FUR APPAREL....	24	26,515	1,996	28,511	1,781	1,083	31,374	2,013	3,763	37,150
Manufacture of wearing apparel except fur apparel...	24	26,515	1,996	28,511	1,781	1,083	31,374	2,013	3,763	37,150
TANNING AND DRESSING OF LEATHER; MANUFACTURE OF FOOTWEAR, LUGGAGE AND HANDBAGS	54	488,418	120,443	608,861	14,364	23,825	647,050	15,758	24,783	687,591
Tanning and dressing of leather, luggage and handbags	17	430,782	60,624	491,406	8,531	4,737	504,674	14,563	18,553	537,790
Manufacture of footwear.....	37	57,635	59,820	117,455	5,833	19,088	142,376	1,195	6,230	149,801
MANUFACTURE OF WOOD AND OF PRODUCTS OF WOOD AND CORK, EXCEPT FURNITURE	14	3,849	6,593	10,442	3,332	716	14,489	777	3,718	18,984
Manufacture of wood and of products of wood and cork, except furniture.....	14	3,849	6,593	10,442	3,332	716	14,489	777	3,718	18,984
MANUFACTURE OF PAPER, PAPER PRODUCTS AND PRINTING.....	59	72,048	104,780	176,828	12,625	9,835	199,288	1,973	17,133	218,394
Manufacture of paper and paper products.....	6	6,582	66,954	73,536	10,364	5,230	89,130	592	4,377	94,099
Publishing and printing services.....	53	65,466	37,826	103,292	2,261	4,605	110,157	1,381	12,756	124,294
MANUFACTURE OF CHEMICALS AND CHEMICAL PRODUCTS.....	38	63,847	204,279	268,126	13,072	35,033	316,231	6,370	26,387	348,988
Manufacture of basic chemicals, except fertilizers and nitrogen compounds.....	4	9,107	8,149	17,256	7,383	883	25,522	1,645	2,236	29,403
Manufacture of paints, varnishes and mastics	8	23,876	50,070	73,946	200	2,580	76,725	1,119	2,531	80,376

COST OF RAW MATERIALS, ENERGY CONSUMED AND PAYMENTS FOR INDUSTRIAL AND NON-INDUSTRIAL
SERVICES RENDERED BY INDUSTRIAL GROUP - PUBLIC AND PRIVATE
2000/2001 (1993 E.F.Y)

TABLE 4.52 (Contd..)

IN ('000 BIRR)

INDUSTRIAL GROUP	NO.OF ESTAB	COST OF RAW MATERIALS CONSUMED			COST OF ENERGY CONSUMED	PAYMENTS FOR INDUS- TRIAL SERVICE	TOTAL INDUS- TRIAL COST	TRANS- PORT COST	PAYMENTS FOR NON-IND- USTRIAL SERVICE	TOTAL INDUSTRIAL AND NON-INDUS- TRIAL COST
		LOCAL	IMPO- RTED	TOTAL						
Manufacture of pharmaceuticals, medicinal chemicals and botanical products.....	4	4,420	61,581	66,001	1,511	1,215	68,726	1,538	6,342	76,606
Manufacture of soap and detergents cleaning and polishing, perfumes and toilet preparations.....	17	25,460	79,167	104,627	3,795	29,528	137,951	1,685	14,651	154,287
Manufacture of chemical products n.e.c.	5	985	5,312	6,297	184	826	7,307	383	627	8,317
MANUFACTURE OF RUBBER AND PLASTIC PRODUCTS.....	32	8,025	208,507	216,532	20,852	7,210	244,594	4,510	22,699	271,803
Manufacture of rubber products.....	5	1,603	94,665	96,268	15,084	3,621	114,973	2,200	14,997	132,170
Manufacture of plastic products.....	27	6,422	113,842	120,264	5,768	3,589	129,621	2,310	7,702	139,633
MANUFACTURE OF OTHER NON-METALLIC MINERAL PRODUCTS ...	87	89,914	20,765	110,679	171,365	19,639	301,683	26,024	34,466	362,174
Manufacture of glass and glass products.....	1	2,529	1,311	3,840	3,755	66	7,662	279	1,795	9,737
Manufacture of structural clay products	8	345	19	364	4,993	488	5,845	17	1,522	7,384
Manufacture of cement, lime and plaster	6	39,605	12,868	52,473	154,730	2,323	209,526	21,360	18,043	248,929
Manufacture of articles of concrete, cement and plaster	61	22,775	1,124	23,899	2,253	15,786	41,938	1,190	6,059	49,188
Manufacture of non-metallic mineral products n.e.c..	11	24,659	5,443	30,102	5,633	976	36,711	3,178	7,047	46,937
MANUFACTURE OF BASIC IRON AND STEEL.....	10	2,200	282,429	284,628	3,623	11,952	300,204	1,448	7,151	308,803
Manufacture of basic iron and steel.....	10	2,200	282,429	284,628	3,623	11,952	300,204	1,448	7,151	308,803
MANUFACTURE OF FABRICATED METAL PRODUCTS EXCEPT MACHINERY AND EQUIPMENT	53	9,639	65,958	75,597	4,656	7,081	87,333	1,971	9,758	99,063
Manufacture of structural metal products, tanks, reservoirs and containers of metal	23	4,186	8,002	12,188	429	260	12,877	424	1,443	14,743
Manufacture of cutlery, hand tools and general hardware	9	2,031	6,327	8,358	717	292	9,367	259	2,085	11,711
Manufacture of other fabricated metal products	21	3,422	51,629	55,051	3,509	6,529	65,089	1,289	6,230	72,608
MANUFACTURE OF MACHINERY AND EQUIPMENT N.E.C.	8	1,399	953	2,352	101	59	2,512	61	386	2,959
Manufacture of pumps, compressors, taps and valves..	-	-	-	-	-	-	-	-	-	-
Manufacture of ovens, furnaces and furnace burners..	2	27	402	428	31	14	474	7	30	511
Manufacture of other general purpose machinery.....	-	-	-	-	-	-	-	-	-	-
Manufacture of machinery for food and beverage processing	5	1,372	483	1,855	68	44	1,966	54	331	2,352
Manufacture of accumulators, primary cells and and primary batteries	1	-	69	69	2	1	72	-	25	96
MANUFACTURE OF MOTOR VEHICLES, TRAILERS & SEMI-TRAILERS	9	49,395	340,871	390,266	3,955	9,513	403,734	4,667	30,624	439,025
Manufacture of bodies for motor vehicles.....	8	49,395	340,099	389,494	3,877	9,510	402,881	4,612	30,538	438,031
Manufacture of parts and accessories for motor vehicles and their engines.....	1	-	772	772	78	3	854	55	86	995
MANUFACTURE OF FURNITURE; MANUFACTURING N.E.C.	121	36,344	19,851	56,194	1,683	1,860	59,738	1,886	7,392	69,015
Manufacture of furniture; manufacturing n.e.c.....	121	36,344	19,851	56,194	1,683	1,860	59,738	1,886	7,392	69,015
T O T A L	796	2,099,054	1,743,085	3,842,140	401,423	217,385	4,460,948	135,799	414,410	5,011,156

COST OF RAW MATERIALS, ENERGY CONSUMED AND PAYMENTS FOR INDUSTRIAL AND NON-INDUSTRIAL
SERVICES RENDERED BY INDUSTRIAL GROUP - PUBLIC
2000/2001 (1993 E.F.Y)

TABLE 4.53

IN ('000 BIRR)

INDUSTRIAL GROUP	NO.OF ESTAB	COST OF RAW MATERIALS CONSUMED			COST OF ENERGY CONSUMED	PAYMENTS FOR INDUS- TRIAL SERVICE	TOTAL INDUS- TRIAL COST	TRANS- PORT COST	PAYMENTS FOR NON-IND- USTRIAL SERVICE	TOTAL INDUSTRIAL AND NON-INDUS- TRIAL COST
		LOCAL	IMPO- RTED	TOTAL						
MANUFACTURE OF FOOD PRODUCTS AND BEVERAGES.....	43	578,186	115,830	694,016	59,045	22,514	775,574	34,858	81,759	892,191
Production, processing and preserving of meat, fruit and vegetables	3	14,197	9,289	23,486	2,689	1,248	27,423	850	3,197	31,470
Manufacture of vegetable and animal oils and fats...	5	47,379	720	48,099	3,617	266	51,982	1,217	3,416	56,616
Manufacture of dairy products	1	5,288	661	5,950	1,289	-	7,239	785	825	8,848
Manufacture of grain mill products	8	136,666	41,390	178,056	4,695	1,989	184,741	1,846	6,657	193,244
Manufacture of prepared animal feeds	2	3,074	99	3,173	158	202	3,532	251	341	4,124
Manufacture of bakery products	5	45,254	17,473	62,727	4,841	5,498	73,066	2,106	2,324	77,497
Manufacture of sugar and sugar confectionery	3	179,450	3,079	182,530	15,543	521	198,593	6,571	30,101	235,265
Manufacture of macaroni and spaghetti.....	3	56,425	1,867	58,292	1,826	572	60,690	1,080	3,187	64,957
Manufacture of food products n.e.c.	1	8,660	447	9,107	778	168	10,053	268	279	10,600
Distilling, rectifying and blending of spirits	4	2,836	330	3,166	2,944	1,095	7,205	2,036	3,900	13,141
Manufacture of wines	2	4,082	3,087	7,169	152	711	8,033	750	1,598	10,381
Manufacture of malt liquors and malt	4	65,697	36,716	102,413	18,924	5,588	126,925	13,093	17,912	157,930
Manufacture of soft drinks & production of mineral waters	2	9,176	671	9,848	1,589	4,656	16,093	4,004	8,022	28,119
MANUFACTURE OF TOBACCO PRODUCTS	1	18,583	49,120	67,703	775	24,974	93,452	160	5,718	99,329
Manufacture of tobacco products.....	1	18,583	49,120	67,703	775	24,974	93,452	160	5,718	99,329
MANUFACTURE OF TEXTILES	19	194,332	74,947	269,279	44,225	7,861	321,365	4,367	28,500	354,232
Spinning, weaving and finishing of textiles	17	183,472	66,202	249,674	42,538	4,512	296,724	3,992	27,203	327,919
Manufacture of cordage, rope, twine and netting	2	10,859	8,745	19,604	1,688	3,349	24,641	375	1,297	26,313
Knitting mills	-	-	-	-	-	-	-	-	-	-
MANUFACTURE OF WEARING APPAREL, EXCEPT FUR APPAREL....	4	10,825	353	11,178	331	530	12,039	813	1,201	14,053
Manufacture of wearing apparel except fur apparel....	4	10,825	353	11,178	331	530	12,039	813	1,201	14,053
TANNING AND DRESSING OF LEATHER; MANUFACTURE OF FOOTWEAR, LUGGAGE AND HANDBAGS	7	186,803	31,669	218,471	4,679	3,999	227,149	6,563	10,378	244,090
Tanning and dressing of leather, luggage and handbags	4	141,081	21,565	162,646	3,447	2,818	168,911	6,302	6,909	182,122
Manufacture of footwear.....	3	45,722	10,104	55,826	1,232	1,180	58,238	261	3,469	61,968
MANUFACTURE OF WOOD AND OF PRODUCTS OF WOOD AND CORK, EXCEPT FURNITURE	8	3,231	6,585	9,816	3,262	661	13,739	729	3,523	17,991
Manufacture of wood and of products of wood and cork, except furniture.....	8	3,231	6,585	9,816	3,262	661	13,739	729	3,523	17,991
MANUFACTURE OF PAPER, PAPER PRODUCTS AND PRINTING.....	9	44,399	75,186	119,585	11,420	4,029	135,034	1,218	10,833	147,085
Manufacture of paper and paper products.....	2	6,250	47,866	54,117	10,119	1,790	66,026	488	2,345	68,858
Publishing and printing services.....	7	38,148	27,320	65,468	1,301	2,239	69,008	731	8,488	78,226
MANUFACTURE OF CHEMICALS AND CHEMICAL PRODUCTS.....	11	30,139	102,997	133,136	9,416	3,068	145,619	2,982	6,678	155,280
Manufacture of basic chemicals, except fertilizers and nitrogen compounds.....	4	9,107	8,149	17,256	7,383	883	25,522	1,645	2,236	29,403
Manufacture of paints, varnishes and mastics	2	10,943	24,120	35,064	74	319	35,457	487	1,102	37,046

COST OF RAW MATERIALS, ENERGY CONSUMED AND PAYMENTS FOR INDUSTRIAL AND NON-INDUSTRIAL
SERVICES RENDERED BY INDUSTRIAL GROUP - PUBLIC
2000/2001 (1993 E.F.Y)

TABLE 4.53 (Contd..)

IN ('000 BIRR)

INDUSTRIAL GROUP	NO.OF ESTAB	COST OF RAW MATERIALS			COST OF ENERGY CONSUMED	PAYMENTS FOR INDUS- TRIAL SERVICE	TOTAL INDUS- TRIAL COST	TRANS- PORT COST	PAYMENTS FOR NON-IND- USTRIAL SERVICE	TOTAL INDUSTRIAL AND NON-INDUS- TRIAL COST
		CONSUMED								
		LOCAL	IMPO- RTED	TOTAL						
Manufacture of pharmaceuticals, medicinal chemicals and botanical products.....	1	3,142	41,065	44,207	784	1,103	46,095	536	1,780	48,412
Manufacture of soap and detergents cleaning and polishing, perfumes and toilet preparations.....	2	6,616	26,311	32,927	1,139	715	34,780	294	1,448	36,522
Manufacture of chemical products n.e.c.	2	331	3,351	3,682	37	47	3,766	20	112	3,898
MANUFACTURE OF RUBBER AND PLASTIC PRODUCTS.....	4	5,610	129,632	135,243	15,970	4,226	155,439	2,394	15,645	173,479
Manufacture of rubber products.....	1	1,413	92,568	93,982	14,620	3,406	112,007	1,976	14,221	128,204
Manufacture of plastic products.....	3	4,197	37,064	41,261	1,351	820	43,432	418	1,425	45,275
MANUFACTURE OF OTHER NON-METALLIC MINERAL PRODUCTS ...	18	62,072	19,384	81,456	168,550	18,342	268,348	22,997	27,858	319,203
Manufacture of glass and glass products.....	1	2,529	1,311	3,840	3,755	66	7,662	279	1,795	9,737
Manufacture of structural clay products	3	164	2	167	4,595	459	5,221	6	1,497	6,723
Manufacture of cement, lime and plaster	5	39,593	12,868	52,460	154,717	2,322	209,499	21,345	18,041	248,885
Manufacture of articles of concrete, cement and plaster	5	11,848	905	12,753	1,474	15,178	29,404	591	5,021	35,017
Manufacture of non-metallic mineral products n.e.c....	4	7,939	4,297	12,236	4,009	317	16,562	776	1,504	18,842
MANUFACTURE OF BASIC IRON AND STEEL.....	2	2,111	92,682	94,793	3,007	1,208	99,008	582	3,456	103,047
Manufacture of basic iron and steel.....	2	2,111	92,682	94,793	3,007	1,208	99,008	582	3,456	103,047
MANUFACTURE OF FABRICATED METAL PRODUCTS EXCEPT MACHINERY AND EQUIPMENT	5	3,898	28,525	32,423	2,638	996	36,056	353	2,458	38,867
Manufacture of structural metal products, tanks, reservoirs and containers of metal	-	-	-	-	-	-	-	-	-	-
Manufacture of cutlery, hand tools and general hardware	2	1,935	2,949	4,884	524	177	5,584	216	682	6,482
Manufacture of other fabricated metal products	3	1,963	25,576	27,539	2,114	819	30,472	137	1,775	32,385
MANUFACTURE OF MACHINERY AND EQUIPMENT N.E.C.	-	-	-	-	-	-	-	-	-	-
Manufacture of pumps, compressors, taps and valves..	-	-	-	-	-	-	-	-	-	-
Manufacture of ovens, furnaces and furnace burners..	-	-	-	-	-	-	-	-	-	-
Manufacture of other general purpose machinery.....	-	-	-	-	-	-	-	-	-	-
Manufacture of machinery for food and beverage processing	-	-	-	-	-	-	-	-	-	-
Manufacture of accumulators, primary cells and and primary batteries	-	-	-	-	-	-	-	-	-	-
MANUFACTURE OF MOTOR VEHICLES, TRAILERS & SEMI-TRAILERS	1	42,945	227,565	270,510	867	7,509	278,886	1,514	18,737	299,137
Manufacture of bodies for motor vehicles.....	1	42,945	227,565	270,510	867	7,509	278,886	1,514	18,737	299,137
Manufacture of parts and accessories for motor vehicles and their engines.....	-	-	-	-	-	-	-	-	-	-
MANUFACTURE OF FURNITURE; MANUFACTURING N.E.C.	7	1,534	1,322	2,856	229	317	3,402	93	458	3,954
Manufacture of furniture; manufacturing n.e.c.....	7	1,534	1,322	2,856	229	317	3,402	93	458	3,954
T O T A L	139	1,184,667	955,797	2,140,463	324,415	100,234	2,565,113	79,624	217,201	2,861,939

COST OF RAW MATERIALS, ENERGY CONSUMED AND PAYMENTS FOR INDUSTRIAL AND NON-INDUSTRIAL
SERVICES RENDERED BY INDUSTRIAL GROUP - PRIVATE
2000/2001 (1993 E.F.Y)

TABLE 4.54

IN ('000 BIRR)

INDUSTRIAL GROUP	NO.OF ESTAB	COST OF RAW MATERIALS CONSUMED			COST OF ENERGY CONSUMED	PAYMENTS FOR INDUS- TRIAL SERVICE	TOTAL INDUST- RIAL COST	TRANS- PORT COST	PAYMENTS FOR NON-IND- USTRIAL SERVICE	TOTAL INDUSTRIAL AND NON-INDUS- TRIAL COST
		LOCAL	IMPO- RTED	TOTAL						
MANUFACTURE OF FOOD PRODUCTS AND BEVERAGES.....	208	370,925	111,447	482,372	35,964	32,429	550,765	24,495	102,428	677,688
Production, processing and preserving of meat, fruit and vegetables	6	41,718	785	42,503	2,408	2,281	47,193	773	7,881	55,848
Manufacture of vegetable and animal oils and fats...	22	25,205	57	25,262	905	504	26,671	1,126	764	28,560
Manufacture of dairy products	1	7,914	1,770	9,684	456	211	10,350	582	1,233	12,166
Manufacture of grain mill products	47	144,517	3,893	148,411	5,214	6,911	160,536	2,515	5,915	168,966
Manufacture of prepared animal feeds	1	108	-	108	3	3	114	-	3	117
Manufacture of bakery products	99	61,614	8,922	70,536	6,448	1,319	78,303	1,178	10,354	89,835
Manufacture of sugar and sugar confectionery	5	682	34	716	25	3	743	9	6	758
Manufacture of macaroni and spaghetti.....	1	3,952	-	3,952	239	288	4,478	-	-	4,478
Manufacture of food products n.e.c.	8	18,409	3,435	21,844	1,197	1,280	24,321	523	1,078	25,922
Distilling, rectifying and blending of spirits	7	4,115	497	4,612	317	131	5,060	304	228	5,593
Manufacture of wines	-	-	-	-	-	-	-	-	-	-
Manufacture of malt liquors and malt	3	4,147	35,772	39,918	7,961	939	48,819	9,407	20,752	78,978
Manufacture of soft drinks & production of mineral waters	8	58,544	56,283	114,827	10,791	18,558	144,176	8,078	54,213	206,468
MANUFACTURE OF TOBACCO PRODUCTS	-	-	-	-	-	-	-	-	-	-
Manufacture of tobacco products.....	-	-	-	-	-	-	-	-	-	-
MANUFACTURE OF TEXTILES	16	85,438	14,316	99,754	10,005	1,803	111,562	4,461	7,743	123,766
Spinning, weaving and finishing of textiles	9	85,269	12,753	98,022	9,923	1,195	109,141	4,412	7,600	121,152
Manufacture of cordage, rope, twine and netting	-	-	-	-	-	-	-	-	-	-
Knitting mills	7	169	1,563	1,732	82	607	2,421	49	143	2,613
MANUFACTURE OF WEARING APPAREL, EXCEPT FUR APPAREL....	20	15,690	1,643	17,333	1,450	552	19,335	1,200	2,562	23,097
Manufacture of wearing apparel except fur apparel....	20	15,690	1,643	17,333	1,450	552	19,335	1,200	2,562	23,097
TANNING AND DRESSING OF LEATHER; MANUFACTURE OF FOOTWEAR, LUGGAGE AND HANDBAGS	47	301,615	88,775	390,390	9,685	19,826	419,901	9,195	14,405	443,501
Tanning and dressing of leather, luggage and handbags	13	289,701	39,059	328,761	5,084	1,918	335,762	8,261	11,644	355,668
Manufacture of footwear.....	34	11,914	49,716	61,629	4,601	17,908	84,138	934	2,761	87,833
MANUFACTURE OF WOOD AND OF PRODUCTS OF WOOD AND CORK, EXCEPT FURNITURE	6	618	8	626	69	54	750	48	195	993
Manufacture of wood and of products of wood and cork, except furniture.....	6	618	8	626	69	54	750	48	195	993
MANUFACTURE OF PAPER, PAPER PRODUCTS AND PRINTING.....	50	27,650	29,593	57,243	1,205	5,805	64,254	754	6,301	71,309
Manufacture of paper and paper products.....	4	332	19,087	19,419	245	3,440	23,104	104	2,033	25,241
Publishing and printing services.....	46	27,318	10,506	37,824	960	2,366	41,149	650	4,268	46,068
MANUFACTURE OF CHEMICALS AND CHEMICAL PRODUCTS.....	27	33,708	101,282	134,991	3,656	31,965	170,612	3,388	19,709	193,708
Manufacture of basic chemicals, except fertilizers and nitrogen compounds.....	-	-	-	-	-	-	-	-	-	-
Manufacture of paints, varnishes and mastics	6	12,932	25,950	38,882	126	2,260	41,269	632	1,429	43,330

COST OF RAW MATERIALS, ENERGY CONSUMED AND PAYMENTS FOR INDUSTRIAL AND NON-INDUSTRIAL
SERVICES RENDERED BY INDUSTRIAL GROUP - PRIVATE
2000/2001 (1993 E.F.Y)

TABLE 4.54 (Contd..)

IN ('000 BIRR)

INDUSTRIAL GROUP	NO.OF ESTAB	COST OF RAW MATERIALS CONSUMED			COST OF ENERGY CONSUMED	PAYMENTS FOR INDUS- TRIAL SERVICE	TOTAL INDUS- TRIAL COST	TRANS- PORT COST	PAYMENTS FOR NON-IND- USTRIAL SERVICE	TOTAL INDUSTRIAL AND NON-INDUS- TRIAL COST
		LOCAL	IMPO- RTED	TOTAL						
Manufacture of pharmaceuticals, medicinal chemicals and botanical products.....	3	1,278	20,516	21,793	726	112	22,631	1,002	4,561	28,194
Manufacture of soap and detergents cleaning and polishing, perfumes and toilet preparations.....	15	18,844	52,856	71,700	2,656	28,814	103,170	1,391	13,203	117,765
Manufacture of chemical products n.e.c.	3	654	1,961	2,615	147	779	3,541	363	515	4,419
MANUFACTURE OF RUBBER AND PLASTIC PRODUCTS.....	28	2,414	78,875	81,289	4,882	2,984	89,155	2,116	7,054	98,324
Manufacture of rubber products.....	4	190	2,097	2,286	464	215	2,965	224	776	3,966
Manufacture of plastic products.....	24	2,225	76,778	79,003	4,417	2,769	86,189	1,892	6,277	94,359
MANUFACTURE OF OTHER NON-METALLIC MINERAL PRODUCTS ...	69	27,841	1,382	29,223	2,815	1,297	33,335	3,027	6,609	42,970
Manufacture of glass and glass products.....	-	-	-	-	-	-	-	-	-	-
Manufacture of structural clay products	5	180	17	197	398	29	624	11	26	661
Manufacture of cement, lime and plaster	1	13	-	13	14	1	27	14	1	43
Manufacture of articles of concrete, cement and plaster	56	10,928	219	11,147	779	608	12,534	599	1,038	14,171
Manufacture of non-metallic mineral products n.e.c..	7	16,720	1,146	17,866	1,624	659	20,150	2,402	5,543	28,095
MANUFACTURE OF BASIC IRON AND STEEL.....	8	89	189,747	189,835	616	10,744	201,196	866	3,695	205,757
Manufacture of basic iron and steel.....	8	89	189,747	189,835	616	10,744	201,196	866	3,695	205,757
MANUFACTURE OF FABRICATED METAL PRODUCTS EXCEPT MACHINERY AND EQUIPMENT	48	5,741	37,434	43,174	2,018	6,085	51,277	1,618	7,301	60,196
Manufacture of structural metal products, tanks, reservoirs and containers of metal	23	4,186	8,002	12,188	429	260	12,877	424	1,443	14,743
Manufacture of cutlery, hand tools and general hardware	7	96	3,378	3,474	193	115	3,783	43	1,403	5,229
Manufacture of other fabricated metal products	18	1,459	26,053	27,512	1,395	5,710	34,617	1,151	4,455	40,224
MANUFACTURE OF MACHINERY AND EQUIPMENT N.E.C.	8	1,399	953	2,352	101	59	2,512	61	386	2,959
Manufacture of pumps, compressors, taps and valves..	-	-	-	-	-	-	-	-	-	-
Manufacture of ovens, furnaces and furnace burners..	2	27	402	428	31	14	474	7	30	511
Manufacture of other general purpose machinery.....	-	-	-	-	-	-	-	-	-	-
Manufacture of machinery for food and beverage processing	5	1,372	483	1,855	68	44	1,966	54	331	2,352
Manufacture of accumulators, primary cells and and primary batteries	1	-	69	69	2	1	72	-	25	96
MANUFACTURE OF MOTOR VEHICLES, TRAILERS & SEMI-TRAILERS	8	6,450	113,306	119,756	3,088	2,004	124,848	3,152	11,888	139,888
Manufacture of bodies for motor vehicles.....	7	6,450	112,534	118,984	3,010	2,001	123,995	3,098	11,801	138,894
Manufacture of parts and accessories for motor vehicles and their engines.....	1	-	772	772	78	3	854	55	86	995
MANUFACTURE OF FURNITURE; MANUFACTURING N.E.C.	114	34,810	18,528	53,338	1,454	1,543	56,335	1,793	6,934	65,062
Manufacture of furniture; manufacturing n.e.c.....	114	34,810	18,528	53,338	1,454	1,543	56,335	1,793	6,934	65,062
T O T A L	657	914,387	787,289	1,701,676	77,008	117,151	1,895,835	56,175	197,208	2,149,218

NUMBER OF ESTABLISHMENTS AND COST OF ENERGY CONSUMED BY INDUSTRIAL GROUP
PUBLIC AND PRIVATE - 2000/2001 (1993 E.F.Y)

TABLE 4.55

INDUSTRIAL GROUP	NO. OF ESTABLISHMENTS BY TYPE OF ENERGY CONSUMED			TOTAL COST OF ENERGY CONSUMED (IN '000 BIRR)			
	ELECTR- ICITY	WOOD AND CHARCOAL	OTHER FUELS	ELECTRICITY	WOOD AND CHARCOAL	OTHER FUELS	TOTAL
MANUFACTURE OF FOOD PRODUCTS AND BEVERAGES.....	251	47	148	42,430	2,136	50,443	95,009
Production, processing and preserving of meat, fruit and vegetables	9	-	9	1,132	-	3,965	5,097
Manufacture of vegetable and animal oils and fats...	27	5	21	1,966	10	2,546	4,522
Manufacture of dairy products	2	1	2	895	33	817	1,745
Manufacture of grain mill products	55	1	27	8,513	5	1,392	9,909
Manufacture of prepared animal feeds	3	-	2	49	-	112	161
Manufacture of bakery products	104	35	50	7,171	1,011	3,107	11,289
Manufacture of sugar and sugar confectionery	8	2	7	2,265	859	12,443	15,567
Manufacture of macaroni and spaghetti.....	4	-	2	1,753	-	311	2,064
Manufacture of food products n.e.c.	9	2	6	981	214	781	1,975
Distilling, rectifying and blending of spirits	11	1	4	2,969	5	288	3,261
Manufacture of wines	2	-	2	75	-	77	152
Manufacture of malt liquors and malt	7	-	7	8,128	-	18,757	26,885
Manufacture of soft drinks & production of mineral waters	10	-	9	6,533	-	5,847	12,380
MANUFACTURE OF TOBACCO PRODUCTS	1	-	1	754	-	21	775
Manufacture of tobacco products.....	1	-	1	754	-	21	775
MANUFACTURE OF TEXTILES	35	-	27	28,841	-	25,389	54,230
Spinning, weaving and finishing of textiles	26	-	20	27,685	-	24,775	52,461
Manufacture of cordage, rope, twine and netting	2	-	2	1,081	-	606	1,688
Knitting mills	7	-	5	75	-	7	82
MANUFACTURE OF WEARING APPAREL, EXCEPT FUR APPAREL....	24	1	11	586	1	1,194	1,781
Manufacture of wearing apparel except fur apparel....	24	1	11	586	1	1,194	1,781
TANNING AND DRESSING OF LEATHER; MANUFACTURE OF FOOTWEAR, LUGGAGE AND HANDBAGS	54	3	36	8,667	905	4,791	14,364
Tanning and dressing of leather, luggage and handbags	17	2	13	3,692	797	4,042	8,531
Manufacture of footwear.....	37	1	23	4,976	108	749	5,833
MANUFACTURE OF WOOD AND OF PRODUCTS OF WOOD AND CORK, EXCEPT FURNITURE	14	4	12	2,085	25	1,223	3,332
Manufacture of wood and of products of wood and cork, except furniture.....	14	4	12	2,085	25	1,223	3,332
MANUFACTURE OF PAPER, PAPER PRODUCTS AND PRINTING.....	59	1	48	5,238	94	7,294	12,625
Manufacture of paper and paper products.....	6	-	4	3,869	-	6,496	10,364
Publishing and printing services.....	53	1	44	1,369	94	798	2,261
MANUFACTURE OF CHEMICALS AND CHEMICAL PRODUCTS.....	38	4	21	4,869	114	8,089	13,072
Manufacture of basic chemicals, except fertilizers and nitrogen compounds.....	4	1	4	3,141	10	4,231	7,383
Manufacture of paints, varnishes and mastics	8	1	1	169	-	30	200

NUMBER OF ESTABLISHMENTS AND COST OF ENERGY CONSUMED BY INDUSTRIAL GROUP
PUBLIC AND PRIVATE - 2000/2001 (1993 E.F.Y)

TABLE 4.55 (Contd..)

INDUSTRIAL GROUP	NO. OF ESTABLISHMENTS BY TYPE OF ENERGY CONSUMED			TOTAL COST OF ENERGY CONSUMED (IN '000 BIRR)			
	ELECTR- ICITY	WOOD AND CHARCOAL	OTHER FUELS	ELECTRICITY	WOOD AND CHARCOAL	OTHER FUELS	TOTAL
Manufacture of pharmaceuticals, medicinal chemicals and botanical products.....	4	-	4	533	-	977	1,511
Manufacture of soap and detergents cleaning and polishing, perfumes and toilet preparations.....	17	2	10	903	104	2,788	3,795
Manufacture of chemical products n.e.c.	5	-	2	121	-	62	184
MANUFACTURE OF RUBBER AND PLASTIC PRODUCTS.....	32	2	20	9,017	33	11,802	20,852
Manufacture of rubber products.....	5	-	3	3,909	-	11,175	15,084
Manufacture of plastic products.....	27	2	17	5,108	33	627	5,768
MANUFACTURE OF OTHER NON-METALLIC MINERAL PRODUCTS ...	87	8	61	30,140	187	141,038	171,365
Manufacture of glass and glass products.....	1	-	1	3,160	-	595	3,755
Manufacture of structural clay products	8	3	6	933	163	3,897	4,993
Manufacture of cement, lime and plaster	6	1	5	22,895	10	131,825	154,730
Manufacture of articles of concrete, cement and plaster	61	3	39	450	14	1,790	2,253
Manufacture of non-metallic mineral products n.e.c..	11	1	10	2,702	1	2,930	5,633
MANUFACTURE OF BASIC IRON AND STEEL.....	10	-	9	2,768	-	856	3,623
Manufacture of basic iron and steel.....	10	-	9	2,768	-	856	3,623
MANUFACTURE OF FABRICATED METAL PRODUCTS EXCEPT MACHINERY AND EQUIPMENT	52	4	45	2,661	9	1,986	4,656
Manufacture of structural metal products, tanks, reservoirs and containers of metal	23	2	18	314	3	112	429
Manufacture of cutlery, hand tools and general hardware	9	-	9	218	-	499	717
Manufacture of other fabricated metal products	20	2	18	2,129	6	1,375	3,509
MANUFACTURE OF MACHINERY AND EQUIPMENT N.E.C.	8	-	6	79	-	22	101
Manufacture of pumps, compressors, taps and valves..	-	-	-	-	-	-	-
Manufacture of ovens, furnaces and furnace burners..	2	-	2	30	-	2	31
Manufacture of other general purpose machinery.....	-	-	-	-	-	-	-
Manufacture of machinery for food and beverage processing	5	-	4	47	-	20	68
Manufacture of accumulators, primary cells and and primary batteries	1	-	-	2	-	-	2
MANUFACTURE OF MOTOR VEHICLES, TRAILERS & SEMI-TRAILERS	9	-	9	2,259	-	1,696	3,955
Manufacture of bodies for motor vehicles.....	8	-	8	2,226	-	1,651	3,877
Manufacture of parts and accessories for motor vehicles and their engines.....	1	-	1	33	-	45	78
MANUFACTURE OF FURNITURE; MANUFACTURING N.E.C.	121	1	90	1,109	3	570	1,683
Manufacture of furniture; manufacturing n.e.c.....	121	1	90	1,109	3	570	1,683
T O T A L	795	175	544	141,503	3,507	256,413	401,423

NUMBER OF ESTABLISHMENTS AND COST OF ENERGY CONSUMED BY INDUSTRIAL GROUP
PUBLIC - 2000/2001 (1993 E.F.Y)

TABLE 4.56

INDUSTRIAL GROUP	NO. OF ESTABLISHMENTS BY TYPE OF ENERGY CONSUMED			TOTAL COST OF ENERGY CONSUMED (IN '000 BIRR)			
	ELECTR- ICITY	WOOD AND CHARCOAL	OTHER FUELS	ELECTRICITY	WOOD AND CHARCOAL	OTHER FUELS	TOTAL
MANUFACTURE OF FOOD PRODUCTS AND BEVERAGES.....	43	4	31	22,033	1,309	35,703	59,045
Production, processing and preserving of meat, fruit and vegetables	3	-	3	357	-	2,332	2,689
Manufacture of vegetable and animal oils and fats...	5	-	5	1,310	-	2,307	3,617
Manufacture of dairy products	1	1	1	671	33	586	1,289
Manufacture of grain mill products	8	-	5	3,556	-	1,139	4,695
Manufacture of prepared animal feeds	2	-	2	45	-	112	158
Manufacture of bakery products	5	2	1	4,257	418	166	4,841
Manufacture of sugar and sugar confectionery	3	1	3	2,247	859	12,437	15,543
Manufacture of macaroni and spaghetti.....	3	-	2	1,515	-	311	1,826
Manufacture of food products n.e.c.	1	-	1	108	-	670	778
Distilling, rectifying and blending of spirits	4	-	-	2,944	-	-	2,944
Manufacture of wines	2	-	2	75	-	77	152
Manufacture of malt liquors and malt	4	-	4	4,375	-	14,549	18,924
Manufacture of soft drinks & production of mineral waters	2	-	2	573	-	1,016	1,589
MANUFACTURE OF TOBACCO PRODUCTS	1	-	1	754	-	21	775
Manufacture of tobacco products.....	1	-	1	754	-	21	775
MANUFACTURE OF TEXTILES	19	-	17	24,217	-	20,008	44,225
Spinning, weaving and finishing of textiles	17	-	15	23,136	-	19,402	42,538
Manufacture of cordage, rope, twine and netting	2	-	2	1,081	-	606	1,688
Knitting mills	-	-	-	-	-	-	-
MANUFACTURE OF WEARING APPAREL, EXCEPT FUR APPAREL....	4	-	3	213	-	119	331
Manufacture of wearing apparel except fur apparel...	4	-	3	213	-	119	331
TANNING AND DRESSING OF LEATHER; MANUFACTURE OF FOOTWEAR, LUGGAGE AND HANDBAGS	7	2	5	2,847	901	931	4,679
Tanning and dressing of leather, luggage and handbags	4	1	3	2,020	793	634	3,447
Manufacture of footwear.....	3	1	2	827	108	296	1,232
MANUFACTURE OF WOOD AND OF PRODUCTS OF WOOD AND CORK, EXCEPT FURNITURE	8	4	8	2,021	25	1,217	3,262
Manufacture of wood and of products of wood and cork, except furniture.....	8	4	8	2,021	25	1,217	3,262
MANUFACTURE OF PAPER, PAPER PRODUCTS AND PRINTING.....	9	-	8	4,655	-	6,765	11,420
Manufacture of paper and paper products.....	2	-	1	3,822	-	6,297	10,119
Publishing and printing services.....	7	-	7	832	-	468	1,301
MANUFACTURE OF CHEMICALS AND CHEMICAL PRODUCTS.....	11	2	9	3,795	110	5,511	9,416
Manufacture of basic chemicals, except fertilizers and nitrogen compounds.....	4	1	4	3,141	10	4,231	7,383
Manufacture of paints, varnishes and mastics	2	-	1	43	-	30	74

NUMBER OF ESTABLISHMENTS AND COST OF ENERGY CONSUMED BY INDUSTRIAL GROUP
PUBLIC - 2000/2001 (1993 E.F.Y)

TABLE 4.56 (Contd..)

INDUSTRIAL GROUP	NO. OF ESTABLISHMENTS BY TYPE OF ENERGY CONSUMED			TOTAL COST OF ENERGY CONSUMED (IN '000 BIRR)			
	ELECTR- ICITY	WOOD AND CHARCOAL	OTHER FUELS	ELECTRICITY	WOOD AND CHARCOAL	OTHER FUELS	TOTAL
Manufacture of pharmaceuticals, medicinal chemicals and botanical products.....	1	-	1	356	-	428	784
Manufacture of soap and detergents cleaning and polishing, perfumes and toilet preparations.....	2	1	2	224	99	815	1,139
Manufacture of chemical products n.e.c.	2	-	1	30	-	7	37
MANUFACTURE OF RUBBER AND PLASTIC PRODUCTS.....	4	-	1	5,031	-	10,940	15,970
Manufacture of rubber products.....	1	-	1	3,680	-	10,940	14,620
Manufacture of plastic products.....	3	-	-	1,351	-	-	1,351
MANUFACTURE OF OTHER NON-METALLIC MINERAL PRODUCTS ...	18	1	14	28,375	16	140,160	168,550
Manufacture of glass and glass products.....	1	-	1	3,160	-	595	3,755
Manufacture of structural clay products	3	1	2	709	16	3,871	4,595
Manufacture of cement, lime and plaster	5	-	4	22,892	-	131,825	154,717
Manufacture of articles of concrete, cement and plaster	5	-	3	247	-	1,227	1,474
Manufacture of non-metallic mineral products n.e.c..	4	-	4	1,367	-	2,642	4,009
MANUFACTURE OF BASIC IRON AND STEEL.....	2	-	2	2,528	-	479	3,007
Manufacture of basic iron and steel.....	2	-	2	2,528	-	479	3,007
MANUFACTURE OF FABRICATED METAL PRODUCTS EXCEPT MACHINERY AND EQUIPMENT	5	-	5	1,410	-	1,228	2,638
Manufacture of structural metal products, tanks, reservoirs and containers of metal	-	-	-	-	-	-	-
Manufacture of cutlery, hand tools and general hardware	2	-	2	126	-	398	524
Manufacture of other fabricated metal products	3	-	3	1,284	-	830	2,114
MANUFACTURE OF MACHINERY AND EQUIPMENT N.E.C.	-	-	-	-	-	-	-
Manufacture of pumps, compressors, taps and valves..	-	-	-	-	-	-	-
Manufacture of ovens, furnaces and furnace burners..	-	-	-	-	-	-	-
Manufacture of other general purpose machinery.....	-	-	-	-	-	-	-
Manufacture of machinery for food and beverage processing	-	-	-	-	-	-	-
Manufacture of accumulators, primary cells and and primary batteries	-	-	-	-	-	-	-
MANUFACTURE OF MOTOR VEHICLES, TRAILERS & SEMI-TRAILERS	1	-	1	148	-	718	867
Manufacture of bodies for motor vehicles.....	1	-	1	148	-	718	867
Manufacture of parts and accessories for motor vehicles and their engines.....	-	-	-	-	-	-	-
MANUFACTURE OF FURNITURE; MANUFACTURING N.E.C.	7	-	5	226	-	3	229
Manufacture of furniture; manufacturing n.e.c.....	7	-	5	226	-	3	229
T O T A L	139	13	110	98,252	2,360	223,803	324,415

NUMBER OF ESTABLISHMENTS AND COST OF ENERGY CONSUMED BY INDUSTRIAL GROUP
PRIVATE - 2000/2001 (1993 E.F.Y)

TABLE 4.57

INDUSTRIAL GROUP	NO. OF ESTABLISHMENTS BY TYPE OF ENERGY CONSUMED			TOTAL COST OF ENERGY CONSUMED (IN '000 BIRR)			
	ELECTR- ICITY	WOOD AND CHARCOAL	OTHER FUELS	ELECTRICITY	WOOD AND CHARCOAL	OTHER FUELS	TOTAL
MANUFACTURE OF FOOD PRODUCTS AND BEVERAGES.....	208	43	117	20,397	827	14,740	35,964
Production, processing and preserving of meat, fruit and vegetables	6	-	6	775	-	1,633	2,408
Manufacture of vegetable and animal oils and fats...	22	5	16	656	10	239	905
Manufacture of dairy products	1	-	1	225	-	232	456
Manufacture of grain mill products	47	1	22	4,957	5	252	5,214
Manufacture of prepared animal feeds	1	-	-	3	-	-	3
Manufacture of bakery products	99	33	49	2,914	593	2,940	6,448
Manufacture of sugar and sugar confectionery	5	1	4	18	-	6	25
Manufacture of macaroni and spaghetti.....	1	-	-	239	-	-	239
Manufacture of food products n.e.c.	8	2	5	872	214	111	1,197
Distilling, rectifying and blending of spirits	7	1	4	24	5	288	317
Manufacture of wines	-	-	-	-	-	-	-
Manufacture of malt liquors and malt	3	-	3	3,753	-	4,208	7,961
Manufacture of soft drinks & production of mineral waters	8	-	7	5,960	-	4,831	10,791
MANUFACTURE OF TOBACCO PRODUCTS	-	-	-	-	-	-	-
Manufacture of tobacco products.....	-	-	-	-	-	-	-
MANUFACTURE OF TEXTILES	16	-	10	4,624	-	5,381	10,005
Spinning, weaving and finishing of textiles	9	-	5	4,549	-	5,374	9,923
Manufacture of cordage, rope, twine and netting	-	-	-	-	-	-	-
Knitting mills	7	-	5	75	-	7	82
MANUFACTURE OF WEARING APPAREL, EXCEPT FUR APPAREL....	20	1	8	373	1	1,076	1,450
Manufacture of wearing apparel except fur apparel...	20	1	8	373	1	1,076	1,450
TANNING AND DRESSING OF LEATHER; MANUFACTURE OF FOOTWEAR, LUGGAGE AND HANDBAGS	47	1	31	5,820	4	3,860	9,685
Tanning and dressing of leather, luggage and handbags	13	1	10	1,672	4	3,408	5,084
Manufacture of footwear.....	34	-	21	4,149	-	452	4,601
MANUFACTURE OF WOOD AND OF PRODUCTS OF WOOD AND CORK, EXCEPT FURNITURE	6	-	4	63	-	6	69
Manufacture of wood and of products of wood and cork, except furniture.....	6	-	4	63	-	6	69
MANUFACTURE OF PAPER, PAPER PRODUCTS AND PRINTING.....	50	1	40	583	94	529	1,205
Manufacture of paper and paper products.....	4	-	3	46	-	199	245
Publishing and printing services.....	46	1	37	537	94	330	960
MANUFACTURE OF CHEMICALS AND CHEMICAL PRODUCTS.....	27	2	12	1,074	5	2,578	3,656
Manufacture of basic chemicals, except fertilizers and nitrogen compounds.....	-	-	-	-	-	-	-
Manufacture of paints, varnishes and mastics	6	1	-	126	-	-	126

NUMBER OF ESTABLISHMENTS AND COST OF ENERGY CONSUMED BY INDUSTRIAL GROUP
PRIVATE - 2000/2001 (1993 E.F.Y)

TABLE 4.57 (Contd..)

INDUSTRIAL GROUP	NO. OF ESTABLISHMENTS BY TYPE OF ENERGY CONSUMED			TOTAL COST OF ENERGY CONSUMED (IN '000 BIRR)			
	ELECTR- ICITY	WOOD AND CHARCOAL	OTHER FUELS	ELECTRICITY	WOOD AND CHARCOAL	OTHER FUELS	TOTAL
Manufacture of pharmaceuticals, medicinal chemicals and botanical products.....	3	-	3	177	-	549	726
Manufacture of soap and detergents cleaning and polishing, perfumes and toilet preparations.....	15	1	8	679	4	1,973	2,656
Manufacture of chemical products n.e.c.	3	-	1	92	-	55	147
MANUFACTURE OF RUBBER AND PLASTIC PRODCUTS.....	28	2	19	3,987	33	862	4,882
Manufacture of rubber products.....	4	-	2	230	-	235	464
Manufacture of plastic products.....	24	2	17	3,757	33	627	4,417
MANUFACTURE OF OTHER NON-METALLIC MINERAL PRODUCTS ...	69	7	47	1,765	172	878	2,815
Manufacture of glass and glass products.....	-	-	-	-	-	-	-
Manufacture of structural clay products	5	2	4	224	147	26	398
Manufacture of cement, lime and plaster	1	1	1	3	10	-	14
Manufacture of articles of concrete, cement and plaster	56	3	36	202	14	563	779
Manufacture of non-metallic mineral products n.e.c..	7	1	6	1,335	1	289	1,624
MANUFACTURE OF BASIC IRON AND STEEL.....	8	-	7	240	-	376	616
Manufacture of basic iron and steel.....	8	-	7	240	-	376	616
MANUFACTURE OF FABRICATED METAL PRODUCTS EXCEPT MACHINERY AND EQUIPMENT	47	4	40	1,251	9	758	2,018
Manufacture of structural metal products, tanks, reservoirs and containers of metal	23	2	18	314	3	112	429
Manufacture of cutlery, hand tools and general hardware	7	-	7	92	-	101	193
Manufacture of other fabricated metal products	17	2	15	845	6	544	1,395
MANUFACTURE OF MACHINERY AND EQUIPMENT N.E.C.	8	-	6	79	-	22	101
Manufacture of pumps, compressors, taps and valves..	-	-	-	-	-	-	-
Manufacture of ovens, furnaces and furnace burners..	2	-	2	30	-	2	31
Manufacture of other general purpose machinery.....	-	-	-	-	-	-	-
Manufacture of machinery for food and beverage processing	5	-	4	47	-	20	68
Manufacture of accumulators, primary cells and and primary battries	1	-	-	2	-	-	2
MANUFACTURE OF MOTOR VEHICLES, TRAILERS & SEMI-TRAILERS	8	-	8	2,111	-	977	3,088
Manufacture of bodies for motor vehicles.....	7	-	7	2,078	-	932	3,010
Manufacture of parts and accessories for motor vehicles and their engines.....	1	-	1	33	-	45	78
MANUFACTURE OF FURNITURE; MANUFACTURING N.E.C.	114	1	85	884	3	567	1,454
Manufacture of furniture; manufacturing n.e.c.....	114	1	85	884	3	567	1,454
T O T A L	656	62	434	43,251	1,147	32,610	77,008

PRODUCTION OF MAJOR MANUFACTURED ARTICLES FOR REPORTING ESTABLISHMENTS
BY INDUSTRIAL GROUP - 2000/2001 (1993 E.F.Y)

TABLE 4.58(contd.)

NAME OF PRODUCT	UNIT	QUANTITY PRODUCED	AVERAGE PRODUCES PRICE PER UNIT
LEATHER AND FOOTWEAR			
Leather Shoes and Boots	PAIRS	1,326,253	60.47
Canvas and Rubber Shoes	"	215,107	60.55
Plastic Footwear	"	4,817,033	9.23
Leather Upper and Lining	('000 SQ.M)	501	47,500.00
Semi Processed Skins	('000 PCS)	29,028	30,601.43
Leather Garment	('000 SQ.FT.)	960	18,544.00
Plastic Sole	PAIRS	1,988,159	13.83
Crust Hides and Wet Blue Hides	('000 SQ.FT.)	9,245	9,365.00
WOOD			
Timber	CUB. M	3,560	1,097.02
Plywood	"	455	5,750.00
Particle Board	"	10,289	2,185.03
PAPER AND PRINTING			
Paper	TONS	7,719	10,549.63
Boxing Paper	TONS	2,187	8,525.20
CHEMICAL			
Foam	CUB. M	68,227	782.52
Soap	TONS	14,766	15,496.69
Carbon Dioxide	"	594	2,720.00
Oxygen	CUB.M	324,659	13.15
Plastic Crates	('000 PCS)	336	31,111.43
Paints	('000 LTR)	4,362	20,550.00
Vaseline	TONS	24	15,500.00
Paraffine	TONS	1,772	23,706.36
Varnishes and Lacquers	('000 LTR)	344	21,040.00
Capsules	('000 PCS)	214,799	148.73
Tablets	"	450,962	65.07
Antibiotics	"	32,159	2,000.00
Syrup	('000 LTR)	258	44,430.00
Ointment	TONS	59	55,840.00
Injection of 100 A	('000 PCS)	4,933	641.57
Tyres	PCS	208,592	713.60
Tubes	"	106,738	57.99
Electric Wires	('000 METERS)	17,935	650.00
Polythelene Products	TONS	5,850	17,372.33
Candles	"	559	38,084.00
Ball Pen	('000 PCS)	7,441	350.00
NON-METALLIC MINERAL PRODUCTS			
Cement	TONS	819,047	582.62
Cement Blocks	('000 PCS)	10,039	2,499.20
Cement Tubes	('000 PCS)	139	42,713.81
Cement Floor Tiles	SQ.M	581,156	48.88
Bricks of Clay	('000 PCS)	20,040	662.73
Lime	TONS	11,350	434.54
Glasses	('000 PCS)	149	660.00
Gravel	CUB. M	39,836	91.22
Marble	SQ.M.	114,182	123.51
Glass Bottles	('000 PCS)	16,233	1,470.00
METAL			
Iron Bars	TONS	4,031	4,885.00
Wires	"	205	6,940.00
Nails	"	3,817	5,080.00
Iron Sheets	"	35,368	7,853.17
Crown Cork	('000 GROSS)	3,723	6,230.00
Motor Vehicle Spring	TONS	390	13,000.00
Metalic Door	SQ.M.	3,857	229.74
Metalic Windows	SQ.M.	2,500	177.47

PRODUCTION OF MAJOR MANUFACTURED ARTICLES FOR REPORTING ESTABLISHMENTS
BY INDUSTRIAL GROUP - 2000/2001 (1993 E.F.Y)

TABLE 4.58

NAME OF PRODUCT	UNIT	QUANTITY PRODUCED	AVERAGE PRODUCER'S PRICE PER UNIT (IN BIRR)
FOOD AND BEVERAGE			
Meat	TONS	555	27,571.67
Vegetable Soup	"	2,452	10,305.00
Zigin and Shiro wet	"	3,216	16,716.67
Orange Juice	"	14	13,500.00
Marmalade	"	1,649	12,240.00
Tomato Paste	"	1,730	12,888.57
Milk Pasturized	H.L.	73,807	337.00
Butter and Ghee	TONS	922	21,745.00
Cheese	"	187	19,050.00
Edible Oil	"	8,329	8,966.76
Oil Cakes	"	13,484	1,649.56
Flour (Wheat)	"	165,345	2,300.96
Flour (Others)	"	274	1,000.00
Fafa, Dube, Edget, Meten	"	11,693	10,008.79
Macaroni and Pasta	"	26,214	4,650.16
Biscuits	"	16,607	18,808.85
Galletta	"	5,777	6,597.60
Bread	"	26,603	4,202.13
Coffee(milled)	"	156	23,000.00
Sugar	"	251,349	4,481.60
Tea	"	3,973	12,724.17
Molasses	"	56,323	43.65
Sweets	"	1,440	8,066.47
Animal Feed	"	8,399	928.50
Beer	H.L	1,605,101	614.58
Wine	"	24,829	1,611.00
Liquors	"	33,223	1,695.63
Alcohol	"	17,541	1,159.00
Lemonade	"	677,062	432.73
Mineral Water	"	395,451	217.00
Malt	TONS	10,618	3,917.30
TOBACCO			
Cigarettes	('000 PCS)	1,903,800	97.50
TEXTILES			
Lint Cotton	TONS	16,079	6,680.53
Cotton Fabrics	('000 SQ.M)	44,925	6,723.70
Nylon Fabrics	"	1,310	9,524.00
Acrylic Yarn	TONS	411	22,536.67
Cotton Yarn	"	5,726	17,450.83
Blanket (Woolen)	('000 SQ.M)	3,095	19,445.00
Blanket (Waste Cotton)	PCS	90,311	32.69
Bed sheet	PCS	1,778	57.84
Shirts	DOZEN	4,646	697.94
Carpets	SQ.M	4,779	61.94
Gunny Bags	TONS	5,981	7,890.00
Hosieries	DOZEN	37,869	56.59
Wearing Apparel (Except Leather)	"	142,156	1,231.69
Wearing Apparel (Leather)	PCS	10,516	800.59
Sweater	DOZEN	828	403.23
Sewing Thread	TONS	7	49,426.67
Embroidery Thread	"	50	44,286.67
Jano Thread	"	7	45,290.00

NUMBER OF ESTABLISHMENTS AND TOTAL REVENUE FROM SALES BY INDUSTRIAL GROUP
PUBLIC AND PRIVATE - 2000/2001 (1993 E.F.Y)

TABLE 4.59

INDUSTRIAL GROUP	NO. OF ESTABLISHMENTS			REVENUE FROM SALES (IN '000 BIRR)		
	PUBLIC	PRIVATE	TOTAL	PUBLIC	PRIVATE	TOTAL
MANUFACTURE OF FOOD PRODUCTS AND BEVERAGES.....	43	208	251	2,262,028	1,009,412	3,271,440
Production, processing and preserving of meat, fruit and vegetables	3	6	9	32,285	93,527	125,813
Manufacture of vegetable and animal oils and fats....	5	22	27	60,854	36,378	97,232
Manufacture of dairy products	1	1	2	14,960	16,831	31,791
Manufacture of grain mill products	8	47	55	212,820	188,871	401,691
Manufacture of prepared animal feeds	2	1	3	5,294	172	5,466
Manufacture of bakery products	5	99	104	121,208	111,692	232,900
Manufacture of sugar and sugar confectionery	3	5	8	1,096,957	1,092	1,098,049
Manufacture of macaroni and spaghetti.....	3	1	4	93,141	4,300	97,441
Manufacture of food products n.e.c.	1	8	9	11,001	34,550	45,551
Distilling, rectifying and blending of spirits	4	7	11	57,179	10,715	67,894
Manufacture of wines	2	-	2	20,765	-	20,765
Manufacture of malt liquors and malt	4	3	7	465,789	188,370	654,159
Manufacture of soft drinks & production of mineral waters	2	8	10	69,776	322,914	392,689
MANUFACTURE OF TOBACCO PRODUCTS	1	-	1	217,911	-	217,911
Manufacture of tobacco products.....	1	-	1	217,911	-	217,911
MANUFACTURE OF TEXTILES	19	16	35	502,885	163,027	665,912
Spinning, weaving and finishing of textiles	17	9	26	450,659	160,476	611,135
Manufacture of cordage, rope, twine and netting	2	-	2	52,226	-	52,226
Knitting mills	-	7	7	-	2,552	2,552
MANUFACTURE OF WEARING APPAREL, EXCEPT FUR APPAREL.....	4	20	24	16,648	29,233	45,881
Manufacture of wearing apparel except fur apparel.....	4	20	24	16,648	29,233	45,881
TANNING AND DRESSING OF LEATHER; MANUFACTURE OF FOOTWEAR, LUGGAGE AND HANDBAGS	7	47	54	347,334	495,597	842,931
Tanning and dressing of leather, luggage and handbags.	4	13	17	249,710	402,414	652,125
Manufacture of footwear.....	3	34	37	97,624	93,182	190,806
MANUFACTURE OF WOOD AND OF PRODUCTS OF WOOD AND CORK, EXCEPT FURNITURE	8	6	14	38,442	1,838	40,279
Manufacture of wood and of products of wood and cork, except furniture.....	8	6	14	38,442	1,838	40,279
MANUFACTURE OF PAPER, PAPER PRODUCTS AND PRINTING.....	9	50	59	257,274	103,251	360,525
Manufacture of paper and paper products.....	2	4	6	102,571	32,896	135,467
Publishing and printing services.....	7	46	53	154,703	70,355	225,058
MANUFACTURE OF CHEMICALS AND CHEMICAL PRODUCTS.....	11	27	38	229,335	232,654	461,989
Manufacture of basic chemicals, except fertilizers and nitrogen compounds.....	4	-	4	46,489	-	46,489
Manufacture of paints, varnishes and mastics	2	6	8	56,487	59,372	115,858

NUMBER OF ESTABLISHMENTS AND TOTAL REVENUE FROM SALES BY INDUSTRIAL GROUP
PUBLIC AND PRIVATE - 2000/2001 (1993 E.F.Y)

TABLE 4.59 (Contd..)

INDUSTRIAL GROUP	NO. OF ESTABLISHMENTS			REVENUE FROM SALES (IN '000 BIRR)		
	PUBLIC	PRIVATE	TOTAL	PUBLIC	PRIVATE	TOTAL
Manufacture of pharmaceuticals, medicinal chemicals and botanical products.....	1	3	4	70,621	41,031	111,652
Manufacture of soap and detergents cleaning and polishing, perfumes and toilet preparations.....	2	15	17	50,326	126,158	176,484
Manufacture of chemical products n.e.c.	2	3	5	5,412	6,093	11,505
MANUFACTURE OF RUBBER AND PLASTIC PRODUCTS.....	4	28	32	253,789	145,847	399,636
Manufacture of rubber products.....	1	4	5	179,735	6,652	186,387
Manufacture of plastic products.....	3	24	27	74,054	139,195	213,249
MANUFACTURE OF OTHER NON-METALLIC MINERAL PRODUCTS	18	69	87	538,489	59,606	598,095
Manufacture of glass and glass products.....	1	-	1	17,773	-	17,773
Manufacture of structural clay products	3	5	8	12,520	1,392	13,912
Manufacture of cement, lime and plaster	5	1	6	446,251	75	446,327
Manufacture of articles of concrete, cement and plaster	5	56	61	32,240	20,534	52,774
Manufacture of non-metallic mineral products n.e.c....	4	7	11	29,705	37,605	67,310
MANUFACTURE OF BASIC IRON AND STEEL.....	2	8	10	130,089	242,640	372,729
Manufacture of basic iron and steel.....	2	8	10	130,089	242,640	372,729
MANUFACTURE OF FABRICATED METAL PRODUCTS EXCEPT MACHINERY AND EQUIPMENT	5	48	53	62,816	63,141	125,957
Manufacture of structural metal products, tanks, reservoirs and containers of metal	-	23	23	-	18,793	18,793
Manufacture of cutlery, hand tools and general hardware	2	7	9	10,278	5,373	15,651
Manufacture of other fabricated metal products	3	18	21	52,538	38,975	91,513
MANUFACTURE OF MACHINERY AND EQUIPMENT N.E.C.	-	8	8	-	4,763	4,763
Manufacture of pumps, compressors, taps and valves...	-	-	-	-	-	-
Manufacture of ovens, furnaces and furnace burners...	-	2	2	-	756	756
Manufacture of other general purpose machinery.....	-	-	-	-	-	-
Manufacture of machinery for food and beverage processing	-	5	5	-	3,859	3,859
Manufacture of accumulators, primary cells and and primary batteries	-	1	1	-	147	147
MANUFACTURE OF MOTOR VEHICLES, TRAILERS & SEMI-TRAILERS.	1	8	9	304,624	194,198	498,822
Manufacture of bodies for motor vehicles.....	1	7	8	304,624	194,198	498,822
Manufacture of parts and accessories for motor vehicles and their engines.....	-	1	1	-	-	-
MANUFACTURE OF FURNITURE; MANUFACTURING N.E.C.	7	114	121	7,332	103,244	110,576
Manufacture of furniture; manufacturing n.e.c.....	7	114	121	7,332	103,244	110,576
T O T A L	139	657	796	5,168,994	2,848,451	8,017,445

REVENUE FROM SALES BY SOURCE AND INDUSTRIAL GROUP - PUBLIC AND PRIVATE
2000/2001(1993 E.F.Y)

TABLE 4.60

(IN '000 BIRR)

INDUSTRIAL GROUP	REVENUE FROM SALES		
	LOCAL	EXPORT	TOTAL
MANUFACTURE OF FOOD PRODUCTS AND BEVERAGES.....	3,065,422	206,018	3,271,440
Production, processing and preserving of meat, fruit and vegetables	125,212	601	125,813
Manufacture of vegetable and animal oils and fats....	95,577	1,655	97,232
Manufacture of dairy products	31,791	-	31,791
Manufacture of grain mill products	401,322	370	401,691
Manufacture of prepared animal feeds	5,466	-	5,466
Manufacture of bakery products	232,900	-	232,900
Manufacture of sugar and sugar confectionery	900,854	197,195	1,098,049
Manufacture of macaroni and spaghetti.....	97,441	-	97,441
Manufacture of food products n.e.c.	40,077	5,474	45,551
Distilling, rectifying and blending of spirits	67,894	-	67,894
Manufacture of wines	20,712	53	20,765
Manufacture of malt liquors and malt	653,574	585	654,159
Manufacture of soft drinks & production of mineral waters	392,604	86	392,689
MANUFACTURE OF TOBACCO PRODUCTS	217,911	-	217,911
Manufacture of tobacco products.....	217,911	-	217,911
MANUFACTURE OF TEXTILES	589,309	76,603	665,912
Spinning, weaving and finishing of textiles	534,532	76,603	611,135
Manufacture of cordage, rope, twine and netting	52,226	-	52,226
Knitting mills	2,552	-	2,552
MANUFACTURE OF WEARING APPAREL, EXCEPT FUR APPAREL.....	44,868	1,013	45,881
Manufacture of wearing apparel except fur apparel....	44,868	1,013	45,881
TANNING AND DRESSING OF LEATHER; MANUFACTURE OF FOOTWEAR, LUGGAGE AND HANDBAGS	348,301	494,630	842,931
Tanning and dressing of leather, luggage and handbags..	159,537	492,588	652,125
Manufacture of footwear.....	188,764	2,042	190,806
MANUFACTURE OF WOOD AND OF PRODUCTS OF WOOD AND CORK, EXCEPT FURNITURE	40,279	-	40,279
Manufacture of wood and of products of wood and cork, except furniture.....	40,279	-	40,279
MANUFACTURE OF PAPER, PAPER PRODUCTS AND PRINTING.....	360,525	-	360,525
Manufacture of paper and paper products.....	135,467	-	135,467
Publishing and printing services.....	225,058	-	225,058
MANUFACTURE OF CHEMICALS AND CHEMICAL PRODUCTS.....	461,989	-	461,989
Manufacture of basic chemicals, except fertilizers and nitrogen compounds.....	46,489	-	46,489
Manufacture of paints, varnishes and mastics	115,858	-	115,858

REVENUE FROM SALES BY SOURCE AND INDUSTRIAL GROUP - PUBLIC AND PRIVATE
2000/2001(1993 E.F.Y)

TABLE 4.60 (Contd..)

(IN '000 BIRR)

INDUSTRIAL GROUP	REVENUE FROM SALES		
	LOCAL	EXPORT	TOTAL
Manufacture of pharmaceuticals, medicinal chemicals and botanical products.....	111,652	-	111,652
Manufacture of soap and detergents cleaning and polishing, perfumes and toilet preparations.....	176,484	-	176,484
Manufacture of chemical products n.e.c.	11,505	-	11,505
MANUFACTURE OF RUBBER AND PLASTIC PRODCUTS.....	399,636	-	399,636
Manufacture of rubber products.....	186,387	-	186,387
Manufacture of plastic products.....	213,249	-	213,249
MANUFACTURE OF OTHER NON-METALLIC MINERAL PRODUCTS	597,260	835	598,095
Manufacture of glass and glass products.....	17,773	-	17,773
Manufacture of structural clay products	13,912	-	13,912
Manufacture of cement, lime and plaster	446,327	-	446,327
Manufacture of articles of concrete, cement and plaster	52,774	-	52,774
Manufacture of non-metallic mineral products n.e.c....	66,475	835	67,310
MANUFACTURE OF BASIC IRON AND STEEL.....	372,729	-	372,729
Manufacture of basic iron and steel.....	372,729	-	372,729
MANUFACTURE OF FABRICATED METAL PRODUCTS EXCEPT MACHINERY AND EQUIPMENT	125,957	-	125,957
Manufacture of structural metal products, tanks, reservoirs and containers of metal	18,793	-	18,793
Manufacture of cutlery, hand tools and general hardware	15,651	-	15,651
Manufacture of other fabricated metal products	91,513	-	91,513
MANUFACTURE OF MACHINERY AND EQUIPMENT N.E.C.	4,763	-	4,763
Manufacture of pumps, compressors, taps and valves...	-	-	-
Manufacture of ovens, furnaces and furnace burners...	756	-	756
Manufacture of other general purpose machinery.....	-	-	-
Manufacture of machinery for food and beverage processing	3,859	-	3,859
Manufacture of accumulators, primary cells and and primary batteries	147	-	147
MANUFACTURE OF MOTOR VEHICLES, TRAILERS & SEMI-TRAILERS.	498,822	-	498,822
Manufacture of bodies for motor vehicles.....	498,822	-	498,822
Manufacture of parts and accessories for motor vehicles and their engines.....	-	-	-
MANUFACTURE OF FURNITURE; MANUFACTURING N.E.C.	110,576	-	110,576
Manufacture of furniture; manufacturing n.e.c.....	110,576	-	110,576
T O T A L	7,238,346	779,099	8,017,445

REVENUE FROM SALES BY SOURCE AND INDUSTRIAL GROUP - PUBLIC
2000/2001(1993 E.F.Y)

TABLE 4.61

(IN '000 BIRR)

INDUSTRIAL GROUP	REVENUE FROM SALES		
	LOCAL	EXPORT	TOTAL
MANUFACTURE OF FOOD PRODUCTS AND BEVERAGES.....	2,058,420	203,608	2,262,028
Production, processing and preserving of meat, fruit and vegetables	32,285	-	32,285
Manufacture of vegetable and animal oils and fats....	59,199	1,655	60,854
Manufacture of dairy products	14,960	-	14,960
Manufacture of grain mill products	212,820	-	212,820
Manufacture of prepared animal feeds	5,294	-	5,294
Manufacture of bakery products	121,208	-	121,208
Manufacture of sugar and sugar confectionery	899,762	197,195	1,096,957
Manufacture of macaroni and spaghetti.....	93,141	-	93,141
Manufacture of food products n.e.c.	6,640	4,361	11,001
Distilling, rectifying and blending of spirits	57,179	-	57,179
Manufacture of wines	20,712	53	20,765
Manufacture of malt liquors and malt	465,530	259	465,789
Manufacture of soft drinks & production of mineral waters	69,690	86	69,776
MANUFACTURE OF TOBACCO PRODUCTS	217,911	-	217,911
Manufacture of tobacco products.....	217,911	-	217,911
MANUFACTURE OF TEXTILES	427,232	75,652	502,885
Spinning, weaving and finishing of textiles	375,006	75,652	450,659
Manufacture of cordage, rope, twine and netting	52,226	-	52,226
Knitting mills	-	-	-
MANUFACTURE OF WEARING APPAREL, EXCEPT FUR APPAREL.....	16,648	-	16,648
Manufacture of wearing apparel except fur apparel....	16,648	-	16,648
TANNING AND DRESSING OF LEATHER; MANUFACTURE OF FOOTWEAR, LUGGAGE AND HANDBAGS	196,834	150,500	347,334
Tanning and dressing of leather, luggage and handbags.	99,211	150,500	249,710
Manufacture of footwear.....	97,624	-	97,624
MANUFACTURE OF WOOD AND OF PRODUCTS OF WOOD AND CORK, EXCEPT FURNITURE	38,442	-	38,442
Manufacture of wood and of products of wood and cork, except furniture.....	38,442	-	38,442
MANUFACTURE OF PAPER, PAPER PRODUCTS AND PRINTING.....	257,274	-	257,274
Manufacture of paper and paper products.....	102,571	-	102,571
Publishing and printing services.....	154,703	-	154,703
MANUFACTURE OF CHEMICALS AND CHEMICAL PRODUCTS.....	229,335	-	229,335
Manufacture of basic chemicals, except fertilizers and nitrogen compounds.....	46,489	-	46,489
Manufacture of paints, varnishes and mastics	56,487	-	56,487

REVENUE FROM SALES BY SOURCE AND INDUSTRIAL GROUP - PUBLIC
2000/2001(1993 E.F.Y)

TABLE 4.61 (Contd..)

(IN '000 BIRR)

INDUSTRIAL GROUP	REVENUE FROM SALES		
	LOCAL	EXPORT	TOTAL
Manufacture of pharmaceuticals, medicinal chemicals and botanical products.....	70,621	-	70,621
Manufacture of soap and detergents cleaning and polishing, perfumes and toilet preparations.....	50,326	-	50,326
Manufacture of chemical products n.e.c.	5,412	-	5,412
MANUFACTURE OF RUBBER AND PLASTIC PROCDUCTS.....	253,789	-	253,789
Manufacture of rubber products.....	179,735	-	179,735
Manufacture of plastic products.....	74,054	-	74,054
MANUFACTURE OF OTHER NON-METALLIC MINERAL PRODUCTS	538,357	132	538,489
Manufacture of glass and glass products.....	17,773	-	17,773
Manufacture of structural clay products	12,520	-	12,520
Manufacture of cement, lime and plaster	446,251	-	446,251
Manufacture of articles of concrete, cement and plaster	32,240	-	32,240
Manufacture of non-metallic mineral products n.e.c....	29,573	132	29,705
MANUFACTURE OF BASIC IRON AND STEEL.....	130,089	-	130,089
Manufacture of basic iron and steel.....	130,089	-	130,089
MANUFACTURE OF FABRICATED METAL PRODUCTS EXCEPT MACHINERY AND EQUIPMENT	62,816	-	62,816
Manufacture of structural metal products, tanks, reservoirs and containers of metal	-	-	-
Manufacture of cutlery, hand tools and general hardware	10,278	-	10,278
Manufacture of other fabricated metal products	52,538	-	52,538
MANUFACTURE OF MACHINERY AND EQUIPMENT N.E.C.	-	-	-
Manufacture of pumps, compressors, taps and valves...	-	-	-
Manufacture of ovens, furnaces and furnace burners...	-	-	-
Manufacture of other general purpose machinery.....	-	-	-
Manufacture of machinery for food and beverage processing	-	-	-
Manufacture of accumulators, primary cells and and primary batteries	-	-	-
MANUFACTURE OF MOTOR VEHICLES, TRAILERS & SEMI-TRAILERS.	304,624	-	304,624
Manufacture of bodies for motor vehicles.....	304,624	-	304,624
Manufacture of parts and accessories for motor vehicles and their engines.....	-	-	-
MANUFACTURE OF FURNITURE; MANUFACTURING N.E.C.	7,332	-	7,332
Manufacture of furniture; manufacturing n.e.c.....	7,332	-	7,332
T O T A L	4,739,102	429,893	5,168,994

REVENUE FROM SALES BY SOURCE AND INDUSTRIAL GROUP - PRIVATE
2000/2001(1993 E.F.Y)

TABLE 4.62

(IN '000 BIRR)

INDUSTRIAL GROUP	REVENUE FROM SALES		
	LOCAL	EXPORT	TOTAL
MANUFACTURE OF FOOD PRODUCTS AND BEVERAGES.....	1,007,002	2,410	1,009,412
Production, processing and preserving of meat, fruit and vegetables	92,926	601	93,527
Manufacture of vegetable and animal oils and fats....	36,378	-	36,378
Manufacture of dairy products	16,831	-	16,831
Manufacture of grain mill products	188,502	370	188,871
Manufacture of prepared animal feeds	172	-	172
Manufacture of bakery products	111,692	-	111,692
Manufacture of sugar and sugar confectionery	1,092	-	1,092
Manufacture of macaroni and spaghetti.....	4,300	-	4,300
Manufacture of food products n.e.c.	33,436	1,113	34,550
Distilling, rectifying and blending of spirits	10,715	-	10,715
Manufacture of wines	-	-	-
Manufacture of malt liquors and malt	188,044	326	188,370
Manufacture of soft drinks & production of mineral waters	322,914	-	322,914
MANUFACTURE OF TOBACCO PRODUCTS	-	-	-
Manufacture of tobacco products.....	-	-	-
MANUFACTURE OF TEXTILES	162,077	950	163,027
Spinning, weaving and finishing of textiles	159,525	950	160,476
Manufacture of cordage, rope, twine and netting	-	-	-
Knitting mills	2,552	-	2,552
MANUFACTURE OF WEARING APPAREL, EXCEPT FUR APPAREL.....	28,220	1,013	29,233
Manufacture of wearing apparel except fur apparel....	28,220	1,013	29,233
TANNING AND DRESSING OF LEATHER; MANUFACTURE OF FOOTWEAR, LUGGAGE AND HANDBAGS	151,466	344,130	495,597
Tanning and dressing of leather, luggage and handbags.	60,326	342,088	402,414
Manufacture of footwear.....	91,140	2,042	93,182
MANUFACTURE OF WOOD AND OF PRODUCTS OF WOOD AND CORK, EXCEPT FURNITURE	1,838	-	1,838
Manufacture of wood and of products of wood and cork, except furniture.....	1,838	-	1,838
MANUFACTURE OF PAPER, PAPER PRODUCTS AND PRINTING.....	103,251	-	103,251
Manufacture of paper and paper products.....	32,896	-	32,896
Publishing and printing services.....	70,355	-	70,355
MANUFACTURE OF CHEMICALS AND CHEMICAL PRODUCTS.....	232,654	-	232,654
Manufacture of basic chemicals, except fertilizers and nitrogen compounds.....	-	-	-
Manufacture of paints, varnishes and mastics	59,372	-	59,372

REVENUE FROM SALES BY SOURCE AND INDUSTRIAL GROUP - PRIVATE
2000/2001(1993 E.F.Y)

TABLE 4.62 (Contd..)

(IN '000 BIRR)

INDUSTRIAL GROUP	REVENUE FROM SALES		
	LOCAL	EXPORT	TOTAL
Manufacture of pharmaceuticals, medicinal chemicals and botanical products.....	41,031	-	41,031
Manufacture of soap and detergents cleaning and polishing, perfumes and toilet preparations.....	126,158	-	126,158
Manufacture of chemical products n.e.c.	6,093	-	6,093
MANUFACTURE OF RUBBER AND PLASTIC PROCDUCTS.....	145,847	-	145,847
Manufacture of rubber products.....	6,652	-	6,652
Manufacture of plastic products.....	139,195	-	139,195
MANUFACTURE OF OTHER NON-METALLIC MINERAL PRODUCTS	58,904	703	59,606
Manufacture of glass and glass products.....	-	-	-
Manufacture of structural clay products.....	1,392	-	1,392
Manufacture of cement, lime and plaster	75	-	75
Manufacture of articles of concrete, cement and plaster	20,534	-	20,534
Manufacture of non-metallic mineral products n.e.c....	36,902	703	37,605
MANUFACTURE OF BASIC IRON AND STEEL.....	242,640	-	242,640
Manufacture of basic iron and steel.....	242,640	-	242,640
MANUFACTURE OF FABRICATED METAL PRODUCTS EXCEPT MACHINERY AND EQUIPMENT	63,141	-	63,141
Manufacture of structural metal products, tanks, reservoirs and containers of metal	18,793	-	18,793
Manufacture of cutlery, hand tools and general hardware	5,373	-	5,373
Manufacture of other fabricated metal products	38,975	-	38,975
MANUFACTURE OF MACHINERY AND EQUIPMENT N.E.C.	4,763	-	4,763
Manufacture of pumps, compressors, taps and valves...	-	-	-
Manufacture of ovens, furnaces and furnace burners...	756	-	756
Manufacture of other general purpose machinery.....	-	-	-
Manufacture of machinery for food and beverage processing	3,859	-	3,859
Manufacture of accumulators, primary cells and and primary batteries	147	-	147
MANUFACTURE OF MOTOR VEHICLES, TRAILERS & SEMI-TRAILERS.	194,198	-	194,198
Manufacture of bodies for motor vehicles.....	194,198	-	194,198
Manufacture of parts and accessories for motor vehicles and their engines.....	-	-	-
MANUFACTURE OF FURNITURE; MANUFACTURING N.E.C.	103,244	-	103,244
Manufacture of furniture; manufacturing n.e.c.....	103,244	-	103,244
T O T A L	2,499,245	349,206	2,848,451

ADVERTISING EXPENSE OF REPORTING ESTABLISHMENTS BY INDUSTRIAL GROUP
2000/2001 (1993 E.F.Y)

TABLE 4.63

('000 BIRR)

INDUSTRIAL GROUP	ADVERTISING EXPENSE		
	PUBLIC	PRIVATE	TOTAL
MANUFACTURE OF FOOD PRODUCTS AND BEVERAGES.....	9,166,006	18,212,617	27,378,623
Production, processing and preserving of meat, fruit and vegetables	164,636	9,827	174,463
Manufacture of vegetable and animal oils and fats....	275,010	8,587	283,597
Manufacture of dairy products	23,640	50,190	73,830
Manufacture of grain mill products	379,183	63,609	442,792
Manufacture of prepared animal feeds	5,877	-	5,877
Manufacture of bakery products	559,130	97,777	656,907
Manufacture of sugar and sugar confectionery	351,739	-	351,739
Manufacture of macaroni and spaghetti	287,647	-	287,647
Manufacture of food products n.e.c.	9,602	180,152	189,754
Distilling, rectifying and blending of spirits	47,203	28,207	75,410
Manufacture of wines	244,649	-	244,649
Manufacture of malt liquors and malt	6,279,574	9,321,845	15,601,419
Manufacture of soft drinks & production of mineral waters	538,116	8,452,423	8,990,539
MANUFACTURE OF TOBACCO PRODUCTS	136,055	-	136,055
Manufacture of tobacco products.....	136,055	-	136,055
MANUFACTURE OF TEXTILES	733,713	128,329	862,042
Spinning, weaving and finishing of textiles	445,932	128,029	573,961
Manufacture of cordage, rope, twine and netting	287,781	-	287,781
Knitting mills	-	300	300
MANUFACTURE OF WEARING APPAREL, EXCEPT FUR APPAREL.....	60,792	68,700	129,492
Manufacture of wearing apparel except fur apparel....	60,792	68,700	129,492
TANNING AND DRESSING OF LEATHER; MANUFACTURE OF FOOTWEAR, LUGGAGE AND HANDBAGS	387,795	321,154	708,949
Tanning and dressing of leather, luggage and handbags.	240,966	193,372	434,338
Manufacture of footwear.....	146,829	127,782	274,611
MANUFACTURE OF WOOD AND OF PRODUCTS OF WOOD AND CORK, EXCEPT FURNITURE	103,953	300	104,253
Manufacture of wood and of products of wood and cork, except furniture.....	103,953	300	104,253
MANUFACTURE OF PAPER, PAPER PRODUCTS AND PRINTING	665,944	365,635	1,031,579
Manufacture of paper and paper products.....	361,918	190,386	552,304
Publishing and printing services.....	304,026	175,249	479,275
MANUFACTURE OF CHEMICALS AND CHEMICAL PRODUCTS.....	452,848	1,203,600	1,656,448
Manufacture of basic chemicals, except fertilizers and nitrogen compounds.....	164,494	-	164,494
Manufacture of paints, varnishes and mastics	109,544	248,022	357,566

ADVERTISING EXPENSE OF REPORTING ESTABLISHMENTS BY INDUSTRIAL GROUP
2000/2001 (1993 E.F.Y)

4.63 (Contd..)


('000 BIRR)

INDUSTRIAL GROUP	ADVERTISING EXPENSE		
	PUBLIC	PRIVATE	TOTAL
Manufacture of pharmaceuticals, medicinal chemicals and botanical products.....	93,667	203,393	297,060
Manufacture of soap and detergents cleaning and polishing, perfumes and toilet preparations.....	78,807	746,244	825,051
Manufacture of chemical products n.e.c.	6,336	5,941	12,277
MANUFACTURE OF RUBBER AND PLASTIC PRODUCTS.....	1,325,874	553,714	1,879,588
Manufacture of rubber products.....	927,156	84,256	1,011,412
Manufacture of plastic products.....	398,718	469,458	868,176
MANUFACTURE OF OTHER NON-METALLIC MINERAL PRODUCTS	981,175	170,115	1,151,290
Manufacture of glass and glass products.....	59,125	-	59,125
Manufacture of structural clay products	47,532	-	47,532
Manufacture of cement, lime and plaster	665,971	-	665,971
Manufacture of articles of concrete, cement and plaster	52,047	22,700	74,747
Manufacture of non-metallic mineral products n.e.c....	156,500	147,415	303,915
MANUFACTURE OF BASIC IRON AND STEEL.....	465,394	774,880	1,240,274
Manufacture of basic iron and steel.....	465,394	774,880	1,240,274
MANUFACTURE OF FABRICATED METAL PRODUCTS EXCEPT MACHINERY AND EQUIPMENT	154,685	475,853	630,538
Manufacture of structural metal products, tanks, reservoirs and containers of metal	-	95,603	95,603
Manufacture of cutlery, hand tools and general hardware	38,491	-	38,491
Manufacture of other fabricated metal products	116,194	380,250	496,444
MANUFACTURE OF MACHINERY AND EQUIPMENT N.E.C.	-	7,986	7,986
Manufacture of pumps, compressors, taps and valves...	-	-	-
Manufacture of ovens, furnaces and furnace burners...	-	840	840
Manufacture of other general purpose machinery.....	-	-	-
Manufacture of machinery for food and beverage processing	-	7,146	7,146
Manufacture of accumulators, primary cells and and primary batteries	-	-	-
MANUFACTURE OF MOTOR VEHICLES, TRAILERS & SEMI-TRAILERS.	2,118,531	482,426	2,600,957
Manufacture of bodies for motor vehicles.....	2,118,531	482,426	2,600,957
Manufacture of parts and accessories for motor vehicles and their engines.....	-	-	-
MANUFACTURE OF FURNITURE; MANUFACTURING N.E.C.	-	594,057	594,057
Manufacture of furniture; manufacturing n.e.c.....	-	594,057	594,057
T O T A L	16,752,765	23,359,366	40,112,131

PART V

**STATISTICAL TABLES ON TIME SERIES
DATA OF LARGE AND MEDIUM SCALE
MANUFACTURING INDUSTRIES**

1996/97 – 2000/2001 (1989 – 1993 E.F.Y.)



NUMBER OF ESTABLISHMENTS BY INDUSTRIAL GROUP - PUBLIC AND PRIVATE
1996/1997 (1989 E.F.Y) - 2000/2001 (1993 E.F.Y)

TABLE 5.1

INDUSTRIAL GROUP	NUMBER OF ESTABLISHMENTS				
	1989	1990	1991	1992	1993
MANUFACTURE OF FOOD PRODUCTS AND BEVERAGES.....	198	224	228	235	251
Production, processing and preserving of meat, fruit and vegetables	10	10	10	9	9
Manufacture of vegetable and animal oils and fats...	25	32	26	27	27
Manufacture of dairy products	1	1	1	1	2
Manufacture of grain mill products	26	39	50	50	55
Manufacture of prepared animal feeds	4	4	4	3	3
Manufacture of bakery products	87	89	85	95	104
Manufacture of sugar and sugar confectionery	7	8	9	9	8
Manufacture of macaroni and spaghetti.....	3	4	4	4	4
Manufacture of food products n.e.c.	8	11	12	9	9
Distilling, rectifying and blending of spirits	11	10	10	10	11
Manufacture of wines	3	3	2	2	2
Manufacture of malt liquors and malt	5	5	6	6	7
Manufacture of soft drinks & production of mineral waters	8	8	9	10	10
MANUFACTURE OF TOBACCO PRODUCTS	1	1	1	1	1
Manufacture of tobacco products.....	1	1	1	1	1
MANUFACTURE OF TEXTILES	34	33	36	36	35
Spinning, weaving and finishing of textiles	22	22	27	27	26
Manufacture of cordage, rope, twine and netting	2	2	2	2	2
Knitting mills	10	9	7	7	7
MANUFACTURE OF WEARING APPAREL, EXCEPT FUR APPAREL....	26	26	28	25	24
Manufacture of wearing apparel except fur apparel....	26	26	28	25	24
TANNING AND DRESSING OF LEATHER; MANUFACTURE OF FOOTWEAR, LUGGAGE AND HANDBAGS	61	57	49	53	54
Tanning and dressing of leather, luggage and handbags	11	11	14	15	17
Manufacture of footwear.....	50	46	35	38	37
MANUFACTURE OF WOOD AND OF PRODUCTS OF WOOD AND CORK, EXCEPT FURNITURE	23	16	16	16	14
Manufacture of wood and of products of wood and cork, except furniture.....	23	16	16	16	14
MANUFACTURE OF PAPER, PAPER PRODUCTS AND PRINTING	46	53	60	64	59
Manufacture of paper and paper products.....	9	8	7	7	6
Publishing and printing services.....	37	45	53	57	53
MANUFACTURE OF CHEMICALS AND CHEMICAL PRODUCTS.....	43	43	43	40	38
Manufacture of basic chemicals, except fertilizers and nitrogen compounds.....	5	5	4	4	4
Manufacture of paints, varnishes and mastics	6	7	8	8	8

NUMBER OF ESTABLISHMENTS BY INDUSTRIAL GROUP - PUBLIC AND PRIVATE
1996/1997 (1989 E.F.Y) - 2000/2001 (1993 E.F.Y)

TABLE 5.1 (Contd..)

INDUSTRIAL GROUP	NUMBER OF ESTABLISHMENTS				
	1989	1990	1991	1992	1993
Manufacture of pharmaceuticals, medicinal chemicals and botanical products.....	3	4	3	4	4
Manufacture of soap and detergents cleaning and polishing, perfumes and toilet preparations.....	25	22	23	18	17
Manufacture of chemical products n.e.c.	4	5	5	6	5
MANUFACTURE OF RUBBER AND PLASTIC PRODUCTS.....	23	26	32	29	32
Manufacture of rubber products.....	5	5	5	5	5
Manufacture of plastic products.....	18	21	27	24	27
MANUFACTURE OF OTHER NON-METALLIC MINERAL PRODUCTS ...	97	87	88	85	87
Manufacture of glass and glass products.....	3	3	3	3	1
Manufacture of structural clay products	5	5	6	6	8
Manufacture of cement, lime and plaster	7	9	9	7	6
Manufacture of articles of concrete, cement and plaster	73	60	59	58	61
Manufacture of non-metallic mineral products n.e.c..	9	10	11	11	11
MANUFACTURE OF BASIC IRON AND STEEL.....	5	6	6	8	10
Manufacture of basic iron and steel.....	5	6	6	8	10
MANUFACTURE OF FABRICATED METAL PRODUCTS EXCEPT MACHINERY AND EQUIPMENT	45	40	40	51	53
Manufacture of structural metal products, tanks, reservoirs and containers of metal	32	24	22	26	23
Manufacture of cutlery, hand tools and general hardware	3	7	8	8	9
Manufacture of other fabricated metal products	10	9	10	17	21
MANUFACTURE OF MACHINERY AND EQUIPMENT N.E.C.	16	20	20	15	8
Manufacture of pumps, compressors, taps and valves..	1	-	-	-	-
Manufacture of ovens, furnaces and furnace burners..	4	4	6	5	2
Manufacture of other general purpose machinery.....	4	4	1	1	-
Manufacture of machinery for food and beverage processing	6	10	11	8	5
Manufacture of accumulators, primary cells and and primary batteries	1	2	2	1	1
MANUFACTURE OF MOTOR VEHICLES	13	12	11	11	9
Manufacture of bodies for motor vehicles.....	12	10	9	10	8
Manufacture of parts and accessories for motor vehicles and their engines.....	1	2	2	1	1
MANUFACTURE OF FURNITURE; MANUFACTURING N.E.C.	110	118	121	119	121
Manufacture of furniture; manufacturing n.e.c.....	110	118	121	119	121
T O T A L	741	762	779	788	796

NUMBER OF PERSONS ENGAGED BY INDUSTRIAL GROUP - PUBLIC AND PRIVATE
1996/1997 (1989 E.F.Y) - 2000/2001 (1993 E.F.Y)

TABLE 5.2

INDUSTRIAL GROUP	NUMBER OF PERSONS ENGAGED				
	1989	1990	1991	1992	1993
MANUFACTURE OF FOOD PRODUCTS AND BEVERAGES.....	24,014	25,959	27,085	28,547	27,460
Production, processing and preserving of meat, fruit and vegetables	2,918	2,492	2,993	3,547	2,888
Manufacture of vegetable and animal oils and fats...	1,280	1,690	1,698	1,506	1,342
Manufacture of dairy products	265	264	245	245	435
Manufacture of grain mill products	2,824	3,150	3,327	3,505	3,324
Manufacture of prepared animal feeds	218	207	191	182	178
Manufacture of bakery products	2,867	3,057	3,471	3,555	3,616
Manufacture of sugar and sugar confectionery	4,847	5,704	6,115	6,479	6,123
Manufacture of macaroni and spaghetti.....	354	520	458	427	435
Manufacture of food products n.e.c.	839	706	829	803	842
Distilling, rectifying and blending of spirits	868	857	753	690	1,030
Manufacture of wines	682	687	587	566	588
Manufacture of malt liquors and malt	2,725	2,844	2,833	2,921	2,784
Manufacture of soft drinks & production of mineral waters	3,327	3,781	3,585	4,121	3,875
MANUFACTURE OF TOBACCO PRODUCTS	953	898	873	854	822
Manufacture of tobacco products.....	953	898	873	854	822
MANUFACTURE OF TEXTILES	27,239	25,116	25,669	23,754	24,296
Spinning, weaving and finishing of textiles	24,195	22,220	22,770	20,948	21,347
Manufacture of cordage, rope, twine and netting	2,750	2,698	2,669	2,663	2,766
Knitting mills	294	198	230	143	183
MANUFACTURE OF WEARING APPAREL, EXCEPT FUR APPAREL....	4,607	4,218	3,866	3,773	3,733
Manufacture of wearing apparel except fur apparel...	4,607	4,218	3,866	3,773	3,733
TANNING AND DRESSING OF LEATHER; MANUFACTURE OF FOOTWEAR, LUGGAGE AND HANDBAGS	8,235	7,673	7,234	7,034	7,074
Tanning and dressing of leather, luggage and handbags	3,971	3,740	3,620	3,602	3,746
Manufacture of footwear.....	4,264	3,933	3,614	3,432	3,328
MANUFACTURE OF WOOD AND OF PRODUCTS OF WOOD AND CORK, EXCEPT FURNITURE	1,918	1,317	1,211	1,138	1,035
Manufacture of wood and of products of wood and cork, except furniture.....	1,918	1,317	1,211	1,138	1,035
MANUFACTURE OF PAPER, PAPER PRODUCTS AND PRINTING	5,132	5,580	5,536	5,911	5,533
Manufacture of paper and paper products.....	1,465	1,423	1,375	1,670	1,358
Publishing and printing services.....	3,667	4,157	4,161	4,241	4,175
MANUFACTURE OF CHEMICALS AND CHEMICAL PRODUCTS.....	3,714	4,155	3,966	4,300	4,076
Manufacture of basic chemicals, except fertilizers and nitrogen compounds.....	1,119	1,116	1,101	992	1,113
Manufacture of paints, varnishes and mastics	421	458	524	548	510

NUMBER OF PERSONS ENGAGED BY INDUSTRIAL GROUP - PUBLIC AND PRIVATE
1996/1997 (1989 E.F.Y) - 2000/2001 (1993 E.F.Y)

TABLE 5.2 (Contd..)

INDUSTRIAL GROUP	NUMBER OF PERSONS ENGAGED				
	1989	1990	1991	1992	1993
Manufacture of pharmaceuticals, medicinal chemicals and botanical products.....	484	977	925	1,081	1,046
Manufacture of soap and detergents cleaning and polishing, perfumes and toilet preparations.....	1,479	1,347	1,232	1,516	1,197
Manufacture of chemical products n.e.c.	211	257	184	163	210
MANUFACTURE OF RUBBER AND PLASTIC PRODUCTS.....	2,421	3,092	3,048	3,157	3,409
Manufacture of rubber products.....	959	1,106	972	980	1,001
Manufacture of plastic products.....	1,462	1,986	2,076	2,177	2,408
MANUFACTURE OF OTHER NON-METALLIC MINERAL PRODUCTS ...	6,753	7,306	6,935	7,349	7,510
Manufacture of glass and glass products.....	572	654	547	542	457
Manufacture of structural clay products	404	495	453	522	697
Manufacture of cement, lime and plaster	1,902	1,910	1,847	1,892	1,932
Manufacture of articles of concrete, cement and plaster	2,559	2,509	2,453	2,799	2,656
Manufacture of non-metallic mineral products n.e.c..	1,316	1,738	1,635	1,594	1,768
MANUFACTURE OF BASIC IRON AND STEEL.....	1,133	1,138	1,117	1,166	1,100
Manufacture of basic iron and steel.....	1,133	1,138	1,117	1,166	1,100
MANUFACTURE OF FABRICATED METAL PRODUCTS EXCEPT MACHINERY AND EQUIPMENT	1,915	1,940	2,057	2,529	2,659
Manufacture of structural metal products, tanks, reservoirs and containers of metal	585	492	588	693	616
Manufacture of cutlery, hand tools and general hardware	456	520	498	538	521
Manufacture of other fabricated metal products	874	928	971	1,298	1,522
MANUFACTURE OF MACHINERY AND EQUIPMENT N.E.C.	537	402	446	292	177
Manufacture of pumps, compressors, taps and valves..	140	-	-	-	-
Manufacture of ovens, furnaces and furnace burners..	57	58	77	72	32
Manufacture of other general purpose machinery.....	79	37	13	10	-
Manufacture of machinery for food and beverage processing	171	209	258	199	134
Manufacture of accumulators, primary cells and and primary batteries	90	98	98	11	11
MANUFACTURE OF MOTOR VEHICLES	821	905	1,167	1,735	1,062
Manufacture of bodies for motor vehicles.....	804	866	1,115	1,693	987
Manufacture of parts and accessories for motor vehicles and their engines.....	17	39	52	42	75
MANUFACTURE OF FURNITURE; MANUFACTURING N.E.C.	3,774	4,324	4,202	4,169	4,364
Manufacture of furniture; manufacturing n.e.c.....	3,774	4,324	4,202	4,169	4,364
T O T A L	93,166	94,023	94,412	95,708	94,310

NUMBER OF EMPLOYEES BY INDUSTRIAL GROUP - PUBLIC AND PRIVATE
1996/1997 (1989 E.F.Y) - 2000/2001 (1993 E.F.Y)

TABLE 5.3

INDUSTRIAL GROUP	NUMBER OF EMPLOYEES				
	1989	1990	1991	1992	1993
MANUFACTURE OF FOOD PRODUCTS AND BEVERAGES.....	23,830	25,720	26,893	28,324	27,260
Production, processing and preserving of meat, fruit and vegetables	2,918	2,492	2,991	3,547	2,888
Manufacture of vegetable and animal oils and fats...	1,253	1,639	1,674	1,460	1,307
Manufacture of dairy products	265	264	245	245	435
Manufacture of grain mill products	2,811	3,112	3,296	3,468	3,295
Manufacture of prepared animal feeds	217	205	190	181	177
Manufacture of bakery products	2,748	2,937	3,365	3,441	3,509
Manufacture of sugar and sugar confectionery	4,835	5,689	6,107	6,469	6,113
Manufacture of macaroni and spaghetti.....	354	520	458	427	435
Manufacture of food products n.e.c.	834	697	821	794	835
Distilling, rectifying and blending of spirits	861	853	744	684	1,019
Manufacture of wines	682	687	587	566	588
Manufacture of malt liquors and malt	2,725	2,844	2,830	2,921	2,784
Manufacture of soft drinks & production of mineral waters	3,327	3,781	3,585	4,121	3,875
MANUFACTURE OF TOBACCO PRODUCTS	953	898	873	854	822
Manufacture of tobacco products.....	953	898	873	854	822
MANUFACTURE OF TEXTILES	27,215	25,093	25,659	23,747	24,284
Spinning, weaving and finishing of textiles	24,191	22,211	22,767	20,948	21,345
Manufacture of cordage, rope, twine and netting	2,750	2,698	2,669	2,663	2,766
Knitting mills	274	184	223	136	173
MANUFACTURE OF WEARING APPAREL, EXCEPT FUR APPAREL....	4,582	4,190	3,845	3,752	3,720
Manufacture of wearing apparel except fur apparel...	4,582	4,190	3,845	3,752	3,720
TANNING AND DRESSING OF LEATHER; MANUFACTURE OF FOOTWEAR, LUGGAGE AND HANDBAGS	8,144	7,589	7,183	6,989	7,040
Tanning and dressing of leather, luggage and handbags	3,969	3,735	3,607	3,594	3,742
Manufacture of footwear.....	4,175	3,854	3,576	3,395	3,298
MANUFACTURE OF WOOD AND OF PRODUCTS OF WOOD AND CORK, EXCEPT FURNITURE	1,907	1,305	1,200	1,124	1,033
Manufacture of wood and of products of wood and cork, except furniture.....	1,907	1,305	1,200	1,124	1,033
MANUFACTURE OF PAPER, PAPER PRODUCTS AND PRINTING.....	5,103	5,554	5,497	5,888	5,519
Manufacture of paper and paper products.....	1,462	1,420	1,371	1,669	1,357
Publishing and printing services.....	3,641	4,134	4,126	4,219	4,162
MANUFACTURE OF CHEMICALS AND CHEMICAL PRODUCTS.....	3,683	4,138	3,938	4,287	4,069
Manufacture of basic chemicals, except fertilizers and nitrogen compounds.....	1,119	1,116	1,101	992	1,113
Manufacture of paints, varnishes and mastics	419	455	520	548	510

NUMBER OF EMPLOYEES BY INDUSTRIAL GROUP - PUBLIC AND PRIVATE
1996/1997 (1989 E.F.Y) - 2000/2001 (1993 E.F.Y)

TABLE 5.3 (Contd..)

INDUSTRIAL GROUP	NUMBER OF EMPLOYEES				
	1989	1990	1991	1992	1993
Manufacture of pharmaceuticals, medicinal chemicals and botanical products.....	484	977	923	1,080	1,045
Manufacture of soap and detergents cleaning and polishing, perfumes and toilet preparations.....	1,450	1,333	1,213	1,509	1,194
Manufacture of chemical products n.e.c.	211	257	181	158	207
MANUFACTURE OF RUBBER AND PLASTIC PRODUCTS.....	2,416	3,082	3,027	3,144	3,401
Manufacture of rubber products.....	956	1,103	970	974	999
Manufacture of plastic products.....	1,460	1,979	2,057	2,170	2,402
MANUFACTURE OF OTHER NON-METALLIC MINERAL PRODUCTS ...	6,654	7,229	6,864	7,269	7,328
Manufacture of glass and glass products.....	572	654	547	542	457
Manufacture of structural clay products	400	489	446	515	695
Manufacture of cement, lime and plaster	1,902	1,907	1,845	1,891	1,932
Manufacture of articles of concrete, cement and plaster	2,467	2,445	2,394	2,732	2,593
Manufacture of non-metallic mineral products n.e.c..	1,313	1,734	1,632	1,589	1,651
MANUFACTURE OF BASIC IRON AND STEEL.....	1,132	1,138	1,117	1,164	1,100
Manufacture of basic iron and steel.....	1,132	1,138	1,117	1,164	1,100
MANUFACTURE OF FABRICATED METAL PRODUCTS EXCEPT MACHINERY AND EQUIPMENT	1,861	1,887	1,993	2,482	2,477
Manufacture of structural metal products, tanks, reservoirs and containers of metal	538	454	540	661	591
Manufacture of cutlery, hand tools and general hardware	456	515	485	530	378
Manufacture of other fabricated metal products	867	918	968	1,291	1,508
MANUFACTURE OF MACHINERY AND EQUIPMENT N.E.C.	522	358	407	275	172
Manufacture of pumps, compressors, taps and valves..	140	-	-	-	-
Manufacture of ovens, furnaces and furnace burners..	54	51	71	64	31
Manufacture of other general purpose machinery.....	74	32	11	10	-
Manufacture of machinery for food and beverage processing	164	178	227	192	132
Manufacture of accumulators, primary cells and and primary batteries	90	97	98	9	9
MANUFACTURE OF MOTOR VEHICLES	812	899	1,160	1,729	1,060
Manufacture of bodies for motor vehicles.....	795	861	1,110	1,689	987
Manufacture of parts and accessories for motor vehicles and their engines.....	17	38	50	40	73
MANUFACTURE OF FURNITURE; MANUFACTURING N.E.C.	3,551	4,136	4,022	3,979	4,230
Manufacture of furniture; manufacturing n.e.c.....	3,551	4,136	4,022	3,979	4,230
T O T A L	92,365	93,216	93,678	95,007	93,515

NUMBER OF FEMALE EMPLOYEES' BY INDUSTRIAL GROUP - PUBLIC AND PRIVATE
1996/1997 (1989 E.F.Y) - 2000/2001 (1993 E.F.Y)

TABLE 5.4

INDUSTRIAL GROUP	NUMBER OF FEMALE EMPLOYEES				
	1989	1990	1991	1992	1993
MANUFACTURE OF FOOD PRODUCTS AND BEVERAGES.....	4,938	4,895	5,437	5,334	5,545
Production, processing and preserving of meat, fruit and vegetables	907	676	756	623	594
Manufacture of vegetable and animal oils and fats...	152	219	215	195	176
Manufacture of dairy products	74	74	69	69	84
Manufacture of grain mill products	440	494	507	571	608
Manufacture of prepared animal feeds	41	38	36	29	28
Manufacture of bakery products	736	811	1,068	1,012	1,116
Manufacture of sugar and sugar confectionery	347	322	504	447	476
Manufacture of macaroni and spaghetti.....	152	137	171	152	129
Manufacture of food products n.e.c.	76	95	91	99	230
Distilling, rectifying and blending of spirits	333	335	297	295	333
Manufacture of wines	214	212	193	188	221
Manufacture of malt liquors and malt	622	640	625	685	587
Manufacture of soft drinks & production of mineral waters	844	842	905	969	963
MANUFACTURE OF TOBACCO PRODUCTS	367	349	341	344	333
Manufacture of tobacco products.....	367	349	341	344	333
MANUFACTURE OF TEXTILES	11,564	10,784	10,567	8,716	9,598
Spinning, weaving and finishing of textiles	10,312	9,585	9,411	7,659	8,464
Manufacture of cordage, rope, twine and netting	1,119	1,108	1,058	974	1,031
Knitting mills	133	91	98	83	103
MANUFACTURE OF WEARING APPAREL, EXCEPT FUR APPAREL....	3,269	2,507	2,529	2,309	2,414
Manufacture of wearing apparel except fur apparel...	3,269	2,507	2,529	2,309	2,414
TANNING AND DRESSING OF LEATHER; MANUFACTURE OF FOOTWEAR, LUGGAGE AND HANDBAGS	2,243	2,233	2,164	2,061	2,040
Tanning and dressing of leather, luggage and handbags	648	707	717	712	725
Manufacture of footwear.....	1,595	1,526	1,447	1,349	1,315
MANUFACTURE OF WOOD AND OF PRODUCTS OF WOOD AND CORK, EXCEPT FURNITURE	267	234	208	198	188
Manufacture of wood and of products of wood and cork, except furniture.....	267	234	208	198	188
MANUFACTURE OF PAPER, PAPER PRODUCTS AND PRINTING.....	1,820	2,075	2,097	2,134	2,080
Manufacture of paper and paper products.....	462	485	470	445	440
Publishing and printing services.....	1,358	1,590	1,627	1,689	1,640
MANUFACTURE OF CHEMICALS AND CHEMICAL PRODUCTS.....	934	1,234	1,079	1,221	1,257
Manufacture of basic chemicals, except fertilizers and nitrogen compounds.....	120	116	106	101	102
Manufacture of paints, varnishes and mastics	81	93	104	113	108

NUMBER OF FEMALE EMPLOYEES BY INDUSTRIAL GROUP - PUBLIC AND PRIVATE
1996/1997 (1989 E.F.Y) - 2000/2001 (1993 E.F.Y)

TABLE 5.4 (Contd..)

INDUSTRIAL GROUP	NUMBER OF FEMALE EMPLOYEES				
	1989	1990	1991	1992	1993
Manufacture of pharmaceuticals, medicinal chemicals and botanical products.....	248	542	420	557	586
Manufacture of soap and detergents cleaning and polishing, perfumes and toilet preparations.....	413	390	368	376	366
Manufacture of chemical products n.e.c.	72	93	81	74	95
MANUFACTURE OF RUBBER AND PLASTIC PROCDUCTS.....	567	825	843	779	940
Manufacture of rubber products.....	128	128	118	128	135
Manufacture of plastic products.....	439	697	725	651	805
MANUFACTURE OF OTHER NON-METALLIC MINERAL PRODUCTS ...	931	956	934	984	943
Manufacture of glass and glass products.....	149	144	148	124	80
Manufacture of structural clay products	75	76	87	76	116
Manufacture of cement, lime and plaster	182	175	177	179	181
Manufacture of articles of concrete, cement and plaster	276	292	253	318	289
Manufacture of non-metallic mineral products n.e.c..	249	269	269	287	277
MANUFACTURE OF BASIC IRON AND STEEL.....	106	114	120	135	153
Manufacture of basic iron and steel.....	106	114	120	135	153
MANUFACTURE OF FABRICATED METAL PRODUCTS EXCEPT MACHINERY AND EQUIPMENT	266	300	303	362	342
Manufacture of structural metal products, tanks, reservoirs and containers of metal	36	30	42	61	55
Manufacture of cutlery, hand tools and general hardware	90	98	104	108	78
Manufacture of other fabricated metal products	140	172	157	193	209
MANUFACTURE OF MACHINERY AND EQUIPMENT N.E.C.	77	36	41	19	13
Manufacture of pumps, compressors, taps and valves..	33	-	-	-	-
Manufacture of ovens, furnaces and furnace burners..	7	4	8	7	4
Manufacture of other general purpose machinery.....	10	6	-	-	-
Manufacture of machinery for food and beverage processing	11	11	18	11	8
Manufacture of accumulators, primary cells and and primary batteries	16	15	15	1	1
MANUFACTURE OF MOTOR VEHICLES	114	94	99	149	115
Manufacture of bodies for motor vehicles.....	113	90	91	144	103
Manufacture of parts and accessories for motor vehicles and their engines.....	1	4	8	5	12
MANUFACTURE OF FURNITURE; MANUFACTURING N.E.C.	443	541	546	570	549
Manufacture of furniture; manufacturing n.e.c.....	443	541	546	570	549
T O T A L	27,906	27,177	27,308	25,315	26,510

WAGES AND SALARIES PAID BY INDUSTRIAL GROUP - PUBLIC AND PRIVATE
1996/1997 (1989' E.F.Y) - 2000/2001 (1993 E.F.Y)

TABLE 5.5

(IN '000 BIRR)

INDUSTRIAL GROUP	WAGES AND SALARIES				
	1989	1990	1991	1992	1993
MANUFACTURE OF FOOD PRODUCTS AND BEVERAGES.....	147,535	160,217	180,392	197,465	218,691
Production, processing and preserving of meat, fruit and vegetables	10,266	8,566	12,575	19,224	15,659
Manufacture of vegetable and animal oils and fats...	5,311	6,960	8,138	7,815	7,686
Manufacture of dairy products	869	877	865	862	1,741
Manufacture of grain mill products	16,105	16,936	18,748	19,960	21,148
Manufacture of prepared animal feeds	705	744	705	749	910
Manufacture of bakery products	10,166	11,088	13,506	16,111	17,502
Manufacture of sugar and sugar confectionery.....	45,485	47,805	55,694	56,785	63,598
Manufacture of macaroni and spaghetti.....	2,013	3,314	2,687	3,339	3,475
Manufacture of food products n.e.c.	3,051	3,309	3,551	3,393	4,089
Distilling, rectifying and blending of spirits	5,802	6,500	5,854	5,542	7,707
Manufacture of wines	4,154	4,405	3,396	3,489	4,197
Manufacture of malt liquors and malt	23,111	24,546	30,064	30,428	36,175
Manufacture of soft drinks & production of mineral waters	20,496	25,167	24,611	29,769	34,802
MANUFACTURE OF TOBACCO PRODUCTS	12,156	9,034	9,793	9,821	11,401
Manufacture of tobacco products.....	12,156	9,034	9,793	9,821	11,401
MANUFACTURE OF TEXTILES	102,548	99,363	100,266	111,735	113,574
Spinning, weaving and finishing of textiles	90,056	87,518	88,543	99,828	100,654
Manufacture of cordage, rope, twine and netting	11,817	11,401	11,181	11,595	12,582
Knitting mills	675	443	542	312	338
MANUFACTURE OF WEARING APPAREL, EXCEPT FUR APPAREL....	14,842	15,633	14,586	15,248	16,454
Manufacture of wearing apparel except fur apparel...	14,842	15,633	14,586	15,248	16,454
TANNING AND DRESSING OF LEATHER; MANUFACTURE OF FOOTWEAR, LUGGAGE AND HANDBAGS	47,899	45,775	53,085	52,932	60,302
Tanning and dressing of leather, luggage and handbags	28,864	25,950	31,647	32,253	38,274
Manufacture of footwear.....	19,035	19,825	21,438	20,680	22,028
MANUFACTURE OF WOOD AND OF PRODUCTS OF WOOD AND CORK, EXCEPT FURNITURE	8,803	7,480	7,489	6,802	6,567
Manufacture of wood and of products of wood and cork, except furniture.....	8,803	7,480	7,489	6,802	6,567
MANUFACTURE OF PAPER, PAPER PRODUCTS AND PRINTING.....	35,068	39,731	40,247	42,322	47,259
Manufacture of paper and paper products.....	9,705	9,881	9,863	10,648	11,264
Publishing and printing services.....	25,363	29,850	30,384	31,674	35,996
MANUFACTURE OF CHEMICALS AND CHEMICAL PRODUCTS.....	20,278	22,710	25,423	27,883	29,314
Manufacture of basic chemicals, except fertilizers and nitrogen compounds.....	6,631	6,639	6,770	5,315	6,754
Manufacture of paints, varnishes and mastics	2,677	3,717	3,982	4,215	4,068

WAGES AND SALARIES PAID BY INDUSTRIAL GROUP - PUBLIC AND PRIVATE
1996/1997 (1989 E.F.Y) - 2000/2001 (1993 E.F.Y)

TABLE 5.5 (Contd..)

(IN '000 BIRR)

INDUSTRIAL GROUP	WAGES AND SALARIES				
	1989	1990	1991	1992	1993
Manufacture of pharmaceuticals, medicinal chemicals and botanical products.....	3,873	4,341	7,127	9,183	9,368
Manufacture of soap and detergents cleaning and polishing, perfumes and toilet preparations.....	6,335	6,346	6,592	8,280	8,150
Manufacture of chemical products n.e.c.	763	1,667	953	889	974
MANUFACTURE OF RUBBER AND PLASTIC PRODUCTS.....	18,692	20,572	22,242	24,532	28,202
Manufacture of rubber products.....	9,640	10,129	10,321	11,629	13,811
Manufacture of plastic products.....	9,052	10,443	11,921	12,904	14,391
MANUFACTURE OF OTHER NON-METALLIC MINERAL PRODUCTS ...	36,944	36,756	41,599	48,037	53,770
Manufacture of glass and glass products.....	2,566	3,529	3,109	3,534	3,165
Manufacture of structural clay products	2,288	2,296	2,218	2,284	2,882
Manufacture of cement, lime and plaster	15,595	14,892	18,088	21,305	24,963
Manufacture of articles of concrete, cement and plaster	9,063	8,918	9,884	10,157	11,744
Manufacture of non-metallic mineral products n.e.c..	7,432	7,121	8,300	10,758	11,016
MANUFACTURE OF BASIC IRON AND STEEL.....	9,223	10,591	10,586	11,788	14,034
Manufacture of basic iron and steel.....	9,223	10,591	10,586	11,788	14,034
MANUFACTURE OF FABRICATED METAL PRODUCTS EXCEPT MACHINERY AND EQUIPMENT	10,991	11,989	12,133	15,460	19,453
Manufacture of structural metal products, tanks, reservoirs and containers of metal	2,331	2,171	2,341	3,568	3,608
Manufacture of cutlery, hand tools and general hardware	2,552	2,741	2,589	2,807	2,885
Manufacture of other fabricated metal products	6,108	7,078	7,203	9,085	12,960
MANUFACTURE OF MACHINERY AND EQUIPMENT N.E.C.	2,540	1,424	1,720	1,216	998
Manufacture of pumps, compressors, taps and valves..	1,053	-	-	-	-
Manufacture of ovens, furnaces and furnace burners..	176	164	187	174	176
Manufacture of other general purpose machinery.....	239	75	40	36	-
Manufacture of machinery for food and beverage processing	571	659	964	980	796
Manufacture of accumulators, primary cells and and primary batteries	500	526	529	26	26
MANUFACTURE OF MOTOR VEHICLES	7,168	8,631	10,812	14,996	14,931
Manufacture of bodies for motor vehicles.....	7,108	8,389	10,542	14,804	14,262
Manufacture of parts and accessories for motor vehicles and their engines.....	60	242	270	192	669
MANUFACTURE OF FURNITURE; MANUFACTURING N.E.C.	14,945	20,349	21,603	21,743	22,263
Manufacture of furniture; manufacturing n.e.c.....	14,945	20,349	21,603	21,743	22,263
T O T A L	489,631	510,256	551,975	601,980	657,214

GROSS VALUE OF PRODUCTION BY INDUSTRIAL GROUP - PUBLIC AND PRIVATE
1996/1997 (1989 E.F.Y) - 2000/2001 (1993 E.F.Y)

TABLE 5.6

(IN '000 BIRR)

INDUSTRIAL GROUP	GROSS VALUE OF PRODUCTION				
	1989	1990	1991	1992	1993
MANUFACTURE OF FOOD PRODUCTS AND BEVERAGES.....	2,227,632	2,532,706	2,991,581	3,337,178	3,335,537
Production, processing and preserving of meat, fruit and vegetables	45,502	52,735	226,630	244,716	146,628
Manufacture of vegetable and animal oils and fats...	53,069	85,158	89,446	101,120	108,362
Manufacture of dairy products	11,217	12,340	12,436	13,566	33,215
Manufacture of grain mill products	391,151	353,504	442,846	529,719	417,681
Manufacture of prepared animal feeds	4,074	3,919	4,315	6,544	5,794
Manufacture of bakery products	137,510	154,583	231,680	296,766	236,828
Manufacture of sugar and sugar confectionery	584,258	765,417	927,516	982,298	1,062,274
Manufacture of macaroni and spaghetti.....	45,918	80,034	87,070	104,060	99,495
Manufacture of food products n.e.c.	78,525	102,391	46,763	54,349	64,775
Distilling, rectifying and blending of spirits	67,134	73,330	59,354	58,803	68,359
Manufacture of wines	21,104	18,693	16,822	18,826	23,783
Manufacture of malt liquors and malt	492,756	497,330	528,500	570,472	658,799
Manufacture of soft drinks & production of mineral waters	295,414	333,273	318,203	355,941	409,543
MANUFACTURE OF TOBACCO PRODUCTS	240,371	243,776	252,929	261,542	250,417
Manufacture of tobacco products.....	240,371	243,776	252,929	261,542	250,417
MANUFACTURE OF TEXTILES	669,276	592,081	631,850	603,331	699,914
Spinning, weaving and finishing of textiles	593,341	526,347	574,611	547,241	650,458
Manufacture of cordage, rope, twine and netting	70,258	62,328	53,018	54,555	46,154
Knitting mills	5,676	3,407	4,221	1,534	3,303
MANUFACTURE OF WEARING APPAREL, EXCEPT FUR APPAREL....	58,201	54,904	57,947	62,660	55,721
Manufacture of wearing apparel except fur apparel...	58,201	54,904	57,947	62,660	55,721
TANNING AND DRESSING OF LEATHER; MANUFACTURE OF FOOTWEAR, LUGGAGE AND HANDBAGS	648,357	652,487	565,694	591,316	840,039
Tanning and dressing of leather, luggage and handbags	483,364	478,300	369,471	386,173	625,046
Manufacture of footwear.....	164,993	174,187	196,224	205,143	214,993
MANUFACTURE OF WOOD AND OF PRODUCTS OF WOOD AND CORK, EXCEPT FURNITURE	55,174	40,954	36,502	34,282	40,402
Manufacture of wood and of products of wood and cork, except furniture.....	55,174	40,954	36,502	34,282	40,402
MANUFACTURE OF PAPER, PAPER PRODUCTS AND PRINTING.....	263,419	291,224	288,047	344,234	379,180
Manufacture of paper and paper products.....	126,316	124,105	88,508	112,440	142,204
Publishing and printing services.....	137,103	167,119	199,540	231,795	236,975
MANUFACTURE OF CHEMICALS AND CHEMICAL PRODUCTS.....	347,381	472,468	396,340	464,491	501,723
Manufacture of basic chemicals, except fertilizers and nitrogen compounds.....	29,688	32,101	31,368	26,025	51,925
Manufacture of paints, varnishes and mastics	87,312	103,616	108,676	119,372	119,724

GROSS VALUE OF PRODUCTION BY INDUSTRIAL GROUP - PUBLIC AND PRIVATE
1996/1997 (1989 E.F.Y) - 2000/2001 (1993 E.F.Y)

TABLE 5.6 (Contd..)

(IN '000 BIRR)

INDUSTRIAL GROUP	GROSS VALUE OF PRODUCTION				
	1989	1990	1991	1992	1993
Manufacture of pharmaceuticals, medicinal chemicals and botanical products.....	103,623	188,277	112,450	117,053	103,938
Manufacture of soap and detergents cleaning and polishing, perfumes and toilet preparations.....	106,631	128,998	128,406	188,224	214,647
Manufacture of chemical products n.e.c.	20,127	19,476	15,440	13,818	11,488
MANUFACTURE OF RUBBER AND PLASTIC PROCDUCTS.....	298,285	314,128	340,870	380,583	439,056
Manufacture of rubber products.....	143,398	161,080	154,936	195,527	208,481
Manufacture of plastic products.....	154,887	153,048	185,934	185,056	230,575
MANUFACTURE OF OTHER NON-METALLIC MINERAL PRODUCTS ...	544,208	550,963	567,810	599,285	635,520
Manufacture of glass and glass products.....	19,543	32,412	26,182	23,522	22,181
Manufacture of structural clay products	11,643	12,344	12,130	12,385	15,473
Manufacture of cement, lime and plaster	358,920	377,108	383,112	406,813	447,845
Manufacture of articles of concrete, cement and plaster	58,034	55,119	75,709	73,990	79,149
Manufacture of non-metallic mineral products n.e.c..	96,067	73,980	70,676	82,575	70,872
MANUFACTURE OF BASIC IRON AND STEEL.....	303,555	285,751	210,631	235,494	403,739
Manufacture of basic iron and steel.....	303,555	285,751	210,631	235,494	403,739
MANUFACTURE OF FABRICATED METAL PRODUCTS EXCEPT MACHINERY AND EQUIPMENT	102,153	81,417	87,468	116,106	151,369
Manufacture of structural metal products, tanks, reservoirs and containers of metal	14,129	13,085	16,246	24,523	22,593
Manufacture of cutlery, hand tools and general hardware	20,560	13,400	15,427	15,561	17,212
Manufacture of other fabricated metal products	67,464	54,932	55,795	76,021	111,564
MANUFACTURE OF MACHINERY AND EQUIPMENT N.E.C.	10,335	7,138	6,530	6,121	5,508
Manufacture of pumps, compressors, taps and valves..	5,030	-	-	-	-
Manufacture of ovens, furnaces and furnace burners..	1,774	923	1,106	1,345	859
Manufacture of other general purpose machinery.....	893	324	98	205	-
Manufacture of machinery for food and beverage processing	2,342	5,079	4,521	4,419	4,498
Manufacture of accumulators, primary cells and and primary batteries	297	811	805	151	151
MANUFACTURE OF MOTOR VEHICLES	134,954	155,871	720,106	965,004	567,502
Manufacture of bodies for motor vehicles.....	134,653	154,874	716,558	962,153	565,182
Manufacture of parts and accessories for motor vehicles and their engines.....	301	997	3,548	2,851	2,320
MANUFACTURE OF FURNITURE; MANUFACTURING N.E.C.	92,898	117,337	118,023	127,430	117,704
Manufacture of furniture; manufacturing n.e.c.....	92,898	117,337	118,023	127,430	117,704
T O T A L	5,996,199	6,393,206	7,272,328	8,129,056	8,423,332

CENSUS VALUE ADDED (AT MARKET PRICE) BY INDUSTRIAL GROUP - PUBLIC AND PRIVATE
1996/1997 (1989 E.F.Y) - 2000/2001 (1993 E.F.Y)

TABLE 5.7

(IN '000 BIRR)

INDUSTRIAL GROUP	CENSUS VALUE ADDED (AT MARKET PRICE)				
	1989	1990	1991	1992	1993
MANUFACTURE OF FOOD PRODUCTS AND BEVERAGES.....	1,331,997	1,516,340	1,718,746	1,896,800	2,009,198
Production, processing and preserving of meat, fruit and vegetables	20,026	26,967	108,668	119,814	72,013
Manufacture of vegetable and animal oils and fats...	14,754	17,905	25,910	25,138	29,709
Manufacture of dairy products	4,752	5,872	5,998	6,367	15,626
Manufacture of grain mill products	97,551	64,634	76,503	101,019	72,404
Manufacture of prepared animal feeds	1,819	1,667	2,133	2,461	2,148
Manufacture of bakery products	40,007	43,828	72,927	93,345	85,459
Manufacture of sugar and sugar confectionery	463,595	629,328	713,822	772,249	862,938
Manufacture of macaroni and spaghetti.....	23,467	45,460	28,874	38,698	34,327
Manufacture of food products n.e.c.	35,563	40,416	21,746	20,735	30,400
Distilling, rectifying and blending of spirits	51,566	48,165	50,218	49,359	56,095
Manufacture of wines	13,960	12,763	11,767	13,924	15,750
Manufacture of malt liquors and malt	369,709	362,582	386,327	408,830	483,055
Manufacture of soft drinks & production of mineral waters	195,228	216,753	213,854	244,861	249,274
MANUFACTURE OF TOBACCO PRODUCTS	181,541	177,383	176,351	180,747	156,965
Manufacture of tobacco products.....	181,541	177,383	176,351	180,747	156,965
MANUFACTURE OF TEXTILES	240,384	215,421	229,346	237,042	266,988
Spinning, weaving and finishing of textiles	206,932	181,311	198,081	208,541	244,593
Manufacture of cordage, rope, twine and netting	31,332	32,666	29,459	27,690	21,513
Knitting mills	2,119	1,444	1,806	812	882
MANUFACTURE OF WEARING APPAREL, EXCEPT FUR APPAREL....	24,586	18,427	22,979	27,714	24,347
Manufacture of wearing apparel except fur apparel...	24,586	18,427	22,979	27,714	24,347
TANNING AND DRESSING OF LEATHER; MANUFACTURE OF FOOTWEAR, LUGGAGE AND HANDBAGS	248,865	167,355	218,394	180,879	192,989
Tanning and dressing of leather, luggage and handbags	181,730	100,373	142,749	107,032	120,372
Manufacture of footwear.....	67,134	66,982	75,645	73,847	72,616
MANUFACTURE OF WOOD AND OF PRODUCTS OF WOOD AND CORK, EXCEPT FURNITURE	34,523	24,503	20,588	20,057	25,913
Manufacture of wood and of products of wood and cork, except furniture.....	34,523	24,503	20,588	20,057	25,913
MANUFACTURE OF PAPER, PAPER PRODUCTS AND PRINTING.....	128,471	138,796	135,199	171,170	179,892
Manufacture of paper and paper products.....	55,713	47,290	29,590	47,493	53,074
Publishing and printing services.....	72,758	91,506	105,609	123,677	126,818
MANUFACTURE OF CHEMICALS AND CHEMICAL PRODUCTS.....	135,990	219,672	141,861	180,867	185,492
Manufacture of basic chemicals, except fertilizers and nitrogen compounds.....	13,578	17,019	18,165	15,736	26,404
Manufacture of paints, varnishes and mastics	34,953	44,293	39,807	44,309	42,999

CENSUS VALUE ADDED (AT MARKET PRICE) BY INDUSTRIAL GROUP - PUBLIC AND PRIVATE
1996/1997 (1989 E.F.Y.) - 2000/2001 (1993 E.F.Y.)

TABLE 5.7 (Contd..)

(IN '000 BIRR)

INDUSTRIAL GROUP	CENSUS VALUE ADDED (AT MARKET PRICE)				
	1989	1990	1991	1992	1993
Manufacture of pharmaceuticals, medicinal chemicals and botanical products.....	43,892	106,342	36,265	50,651	35,211
Manufacture of soap and detergents cleaning and polishing, perfumes and toilet preparations.....	37,137	45,619	41,406	64,627	76,697
Manufacture of chemical products n.e.c.	6,431	6,400	6,217	5,544	4,181
MANUFACTURE OF RUBBER AND PLASTIC PRODUCTS.....	124,296	126,576	158,017	171,515	194,462
Manufacture of rubber products.....	54,639	64,045	77,403	95,393	93,508
Manufacture of plastic products.....	69,657	62,532	80,615	76,122	100,954
MANUFACTURE OF OTHER NON-METALLIC MINERAL PRODUCTS ...	280,282	281,269	273,074	301,200	333,838
Manufacture of glass and glass products.....	13,994	23,118	17,026	16,233	14,519
Manufacture of structural clay products	6,880	6,516	6,337	6,519	9,629
Manufacture of cement, lime and plaster	175,866	186,183	177,331	199,116	238,319
Manufacture of articles of concrete, cement and plaster	32,988	30,087	36,356	34,913	37,211
Manufacture of non-metallic mineral products n.e.c..	50,554	35,365	36,025	44,419	34,161
MANUFACTURE OF BASIC IRON AND STEEL.....	92,345	81,607	65,558	79,760	103,535
Manufacture of basic iron and steel.....	92,345	81,607	65,558	79,760	103,535
MANUFACTURE OF FABRICATED METAL PRODUCTS EXCEPT MACHINERY AND EQUIPMENT	47,657	37,338	42,156	52,685	64,035
Manufacture of structural metal products, tanks, reservoirs and containers of metal	6,870	5,246	6,603	10,304	9,716
Manufacture of cutlery, hand tools and general hardware	8,110	6,404	6,414	6,305	7,844
Manufacture of other fabricated metal products	32,678	25,687	29,139	36,076	46,474
MANUFACTURE OF MACHINERY AND EQUIPMENT N.E.C.	6,024	3,409	3,150	2,914	2,996
Manufacture of pumps, compressors, taps and valves..	3,259	-	-	-	-
Manufacture of ovens, furnaces and furnace burners..	1,032	441	438	641	385
Manufacture of other general purpose machinery.....	587	167	62	87	-
Manufacture of machinery for food and beverage processing	1,155	2,433	2,285	2,107	2,531
Manufacture of accumulators, primary cells and and primary batteries	-10	368	365	79	79
MANUFACTURE OF MOTOR VEHICLES	41,867	34,011	128,858	265,749	163,768
Manufacture of bodies for motor vehicles.....	41,665	33,498	125,779	263,390	162,302
Manufacture of parts and accessories for motor vehicles and their engines.....	202	513	3,080	2,358	1,466
MANUFACTURE OF FURNITURE; MANUFACTURING N.E.C.	48,075	61,864	58,167	61,323	57,967
Manufacture of furniture; manufacturing n.e.c.....	48,075	61,864	58,167	61,323	57,967
T O T A L	2,966,902	3,103,970	3,392,445	3,830,422	3,962,384

CENSUS VALUE ADDED (AT FACTOR COST) BY INDUSTRIAL GROUP - PUBLIC AND PRIVATE
1996/1997 (1989 E.F.Y) - 2000/2001 (1993 E.F.Y)

TABLE 5.8

(IN '000 BIRR)

INDUSTRIAL GROUP	CENSUS VALUE ADDED (AT FACTOR COST)				
	1989	1990	1991	1992	1993
MANUFACTURE OF FOOD PRODUCTS AND BEVERAGES.....	799,040	675,490	1,150,186	1,323,604	1,447,333
Production, processing and preserving of meat, fruit and vegetables	15,519	22,684	87,014	101,394	62,961
Manufacture of vegetable and animal oils and fats...	10,024	12,254	18,291	18,353	23,627
Manufacture of dairy products	4,239	5,290	5,278	5,824	14,077
Manufacture of grain mill products	75,287	50,350	56,784	78,321	54,360
Manufacture of prepared animal feeds	1,651	1,485	1,935	2,161	1,995
Manufacture of bakery products	32,886	36,688	62,148	76,826	72,012
Manufacture of sugar and sugar confectionery	349,741	219,074	581,846	584,484	684,818
Manufacture of macaroni and spaghetti.....	20,644	37,931	20,342	29,475	24,098
Manufacture of food products n.e.c.	33,833	34,469	19,194	18,756	27,709
Distilling, rectifying and blending of spirits	26,154	26,700	28,543	26,005	28,931
Manufacture of wines	7,338	7,209	8,376	9,401	9,231
Manufacture of malt liquors and malt	132,657	127,603	150,983	249,145	300,991
Manufacture of soft drinks & production of mineral waters	89,067	93,752	109,453	123,458	142,524
MANUFACTURE OF TOBACCO PRODUCTS	71,714	103,103	98,657*	112,206*	71,236
Manufacture of tobacco products.....	71,714	103,103	98,657	112,206	71,236
MANUFACTURE OF TEXTILES	171,668	149,408	151,265	163,193	185,853
Spinning, weaving and finishing of textiles	145,484	121,749	125,944	140,137	170,175
Manufacture of cordage, rope, twine and netting	24,449	26,405	23,815	22,374	15,122
Knitting mills	1,735	1,254	1,506	681	556
MANUFACTURE OF WEARING APPAREL, EXCEPT FUR APPAREL....	20,288	13,431	18,673	21,593	19,389
Manufacture of wearing apparel except fur apparel...	20,288	13,431	18,673	21,593	19,389
TANNING AND DRESSING OF LEATHER; MANUFACTURE OF FOOTWEAR, LUGGAGE AND HANDBAGS	213,201	140,404	177,500	143,639	153,376
Tanning and dressing of leather, luggage and handbags	161,897	89,309	121,214	91,111	100,298
Manufacture of footwear.....	51,304	51,095	56,286	52,528	53,078
MANUFACTURE OF WOOD AND OF PRODUCTS OF WOOD AND CORK, EXCEPT FURNITURE	30,014	20,950	17,262	16,300	20,876
Manufacture of wood and of products of wood and cork, except furniture.....	30,014	20,950	17,262	16,300	20,876
MANUFACTURE OF PAPER, PAPER PRODUCTS AND PRINTING.....	107,757	123,150	124,522	149,400	157,609
Manufacture of paper and paper products.....	42,167	38,554	26,615	35,999	40,165
Publishing and printing services.....	65,590	84,596	97,906	113,401	117,443
MANUFACTURE OF CHEMICALS AND CHEMICAL PRODUCTS.....	108,103	186,275	109,490	138,810	140,792
Manufacture of basic chemicals, except fertilizers and nitrogen compounds.....	10,763	13,858	14,163	13,707	22,400
Manufacture of paints, varnishes and mastics	25,696	33,637	29,849	31,739	29,975

*REVISED

CENSUS VALUE ADDED (AT FACTOR COST) BY INDUSTRIAL GROUP - PUBLIC AND PRIVATE
1996/1997 (1989 E.F.Y) - 2000/2001 (1993 E.F.Y)

TABLE 5.8 (Contd..)

(IN '000 BIRR)

INDUSTRIAL GROUP	CENSUS VALUE ADDED (AT FACTOR COST)				
	1989	1990	1991	1992	1993
Manufacture of pharmaceuticals, medicinal chemicals and botanical products.....	39,278	100,845	31,037	45,552	29,685
Manufacture of soap and detergents cleaning and polishing, perfumes and toilet preparations.....	27,446	33,557	29,590	43,409	55,836
Manufacture of chemical products n.e.c.	4,920	4,378	4,852	4,404	2,896
MANUFACTURE OF RUBBER AND PLASTIC PRODUCTS.....	106,105	94,956	118,597	127,572	161,792
Manufacture of rubber products.....	50,326	47,495	58,866	74,543	90,582
Manufacture of plastic products.....	55,779	47,461	59,732	53,029	71,211
MANUFACTURE OF OTHER NON-METALLIC MINERAL PRODUCTS ...	224,327	226,258	222,221	237,615	265,138
Manufacture of glass and glass products.....	12,058	20,140	14,926	14,028	12,200
Manufacture of structural clay products	5,752	5,369	5,203	5,357	6,689
Manufacture of cement, lime and plaster	135,975	145,411	136,637	153,348	189,415
Manufacture of articles of concrete, cement and plaster	29,695	27,129	33,094	29,062	31,044
Manufacture of non-metallic mineral products n.e.c..	40,848	28,209	32,360	35,821	25,789
MANUFACTURE OF BASIC IRON AND STEEL.....	63,993	49,405	41,793	53,790	56,742
Manufacture of basic iron and steel.....	63,993	49,405	41,793	53,790	56,742
MANUFACTURE OF FABRICATED METAL PRODUCTS EXCEPT MACHINERY AND EQUIPMENT	37,157	30,163	33,594	41,183	50,289
Manufacture of structural metal products, tanks, reservoirs and containers of metal	6,196	4,595	5,075	7,841	8,038
Manufacture of cutlery, hand tools and general hardware	5,985	5,237	5,212	4,717	6,579
Manufacture of other fabricated metal products	24,975	20,331	23,306	28,626	35,672
MANUFACTURE OF MACHINERY AND EQUIPMENT N.E.C.	5,265	2,968	2,769	2,545	2,708
Manufacture of pumps, compressors, taps and valves..	2,867	-	-	-	-
Manufacture of ovens, furnaces and furnace burners..	952	384	361	530	299
Manufacture of other general purpose machinery.....	516	141	52	73	-
Manufacture of machinery for food and beverage processing	1,030	2,178	2,077	1,878	2,346
Manufacture of accumulators, primary cells and and primary batteries	-100	265	279	64	64
MANUFACTURE OF MOTOR VEHICLES	38,984	28,629	119,602	243,084	136,540
Manufacture of bodies for motor vehicles.....	38,795	28,125	116,527	240,904	135,166
Manufacture of parts and accessories for motor vehicles and their engines.....	189	504	3,076	2,181	1,374
MANUFACTURE OF FURNITURE; MANUFACTURING N.E.C.	40,993	52,685	49,037	51,919	47,327
Manufacture of furniture; manufacturing n.e.c.....	40,993	52,685	49,037	51,919	47,327
T O T A L	2,038,611	1,897,276	2,435,169*	2,826,454*	2,916,999

* REVISED

VALUE ADDED IN THE NATIONAL ACCOUNT CONCEPT (AT MARKET PRICE) BY INDUSTRIAL GROUP - PUBLIC AND PRIVATE
1996/1997 (1989 E.F.Y) - 2000/2001 (1993 E.F.Y)

TABLE 5.9

(IN '000 BIRR)

INDUSTRIAL GROUP	VALUE ADDED IN THE NATIONAL ACCOUNT CONCEPT (AT MARKET PRICE)				
	1989	1990	1991	1992	1993
MANUFACTURE OF FOOD PRODUCTS AND BEVERAGES.....	1,195,686	1,366,705	1,493,901	1,599,752	1,765,658
Production, processing and preserving of meat, fruit and vegetables	15,916	20,561	96,387	104,998	59,311
Manufacture of vegetable and animal oils and fats...	11,846	9,584	19,942	19,288	23,186
Manufacture of dairy products	3,839	4,686	4,072	5,206	12,202
Manufacture of grain mill products	77,185	46,579	60,816	81,754	55,470
Manufacture of prepared animal feeds	1,270	1,075	1,435	1,581	1,553
Manufacture of bakery products	35,663	39,231	65,092	82,358	69,497
Manufacture of sugar and sugar confectionery	441,533	612,187	671,029	691,914	826,251
Manufacture of macaroni and spaghetti.....	22,214	42,379	26,515	35,621	30,060
Manufacture of food products n.e.c.	30,853	31,592	17,639	18,181	28,252
Distilling, rectifying and blending of spirits	46,395	42,894	45,401	39,878	49,626
Manufacture of wines	11,438	10,813	9,151	10,266	13,403
Manufacture of malt liquors and malt	345,584	340,388	310,984	329,943	421,891
Manufacture of soft drinks & production of mineral waters	151,953	164,735	165,438	178,766	174,956
MANUFACTURE OF TOBACCO PRODUCTS	174,777	173,665	159,097	173,453	151,088
Manufacture of tobacco products.....	174,777	173,665	159,097	173,453	151,088
MANUFACTURE OF TEXTILES	208,815	190,033	197,646	206,988	221,917
Spinning, weaving and finishing of textiles	177,858	159,542	170,118	180,976	201,386
Manufacture of cordage, rope, twine and netting	29,127	29,349	25,899	25,335	19,841
Knitting mills	1,831	1,142	1,628	677	689
MANUFACTURE OF WEARING APPAREL, EXCEPT FUR APPAREL....	19,450	11,826	16,579	21,085	18,571
Manufacture of wearing apparel except fur apparel...	19,450	11,826	16,579	21,085	18,571
TANNING AND DRESSING OF LEATHER; MANUFACTURE OF FOOTWEAR, LUGGAGE AND HANDBAGS	213,468	135,398	182,338	140,689	152,448
Tanning and dressing of leather, luggage and handbags	152,843	74,984	114,957	76,258	87,256
Manufacture of footwear.....	60,625	60,414	67,381	64,431	65,192
MANUFACTURE OF WOOD AND OF PRODUCTS OF WOOD AND CORK, EXCEPT FURNITURE	30,001	20,807	17,321	16,330	21,418
Manufacture of wood and of products of wood and cork, except furniture.....	30,001	20,807	17,321	16,330	21,418
MANUFACTURE OF PAPER, PAPER PRODUCTS AND PRINTING.....	114,819	124,475	118,353	154,368	160,786
Manufacture of paper and paper products.....	51,270	42,688	23,852	42,942	48,105
Publishing and printing services.....	63,548	81,787	94,502	111,427	112,681
MANUFACTURE OF CHEMICALS AND CHEMICAL PRODUCTS.....	109,627	186,373	106,765	159,611	152,735
Manufacture of basic chemicals, except fertilizers and nitrogen compounds.....	-1,884	736	7,263	12,643	22,523
Manufacture of paints, varnishes and mastics	32,140	40,036	36,398	40,639	39,348

VALUE ADDED IN THE NATIONAL ACCOUNT CONCEPT (AT MARKET PRICE) BY INDUSTRIAL GROUP - PUBLIC AND PRIVATE
1996/1997 (1989 E.F.Y) - 2000/2001 (1993 E.F.Y)

TABLE 5.9 (Contd..)

(IN '000 BIRR)

INDUSTRIAL GROUP	VALUE ADDED IN THE NATIONAL ACCOUNT CONCEPT (AT MARKET PRICE)				
	1989	1990	1991	1992	1993
Manufacture of pharmaceuticals, medicinal chemicals and botanical products.....	42,113	103,325	28,005	44,791	27,332
Manufacture of soap and detergents cleaning and polishing, perfumes and toilet preparations.....	31,832	37,428	29,602	56,875	60,361
Manufacture of chemical products n.e.c.	5,427	4,847	5,497	4,664	3,171
MANUFACTURE OF RUBBER AND PLASTIC PRODUCTS.....	94,291	110,470	135,686	147,090	167,253
Manufacture of rubber products.....	30,445	55,486	64,434	80,579	76,311
Manufacture of plastic products.....	63,846	54,985	71,252	66,511	90,942
MANUFACTURE OF OTHER NON-METALLIC MINERAL PRODUCTS ...	242,903	242,159	223,823	266,773	273,347
Manufacture of glass and glass products.....	12,732	17,464	15,061	11,533	12,444
Manufacture of structural clay products	5,678	5,141	4,994	5,142	8,089
Manufacture of cement, lime and plaster	157,263	170,751	154,865	188,741	198,916
Manufacture of articles of concrete, cement and plaster	26,349	23,664	28,364	30,129	29,962
Manufacture of non-metallic mineral products n.e.c..	40,880	25,139	20,540	31,228	23,935
MANUFACTURE OF BASIC IRON AND STEEL.....	87,521	74,895	58,561	74,491	94,935
Manufacture of basic iron and steel.....	87,521	74,895	58,561	74,491	94,935
MANUFACTURE OF FABRICATED METAL PRODUCTS EXCEPT MACHINERY AND EQUIPMENT	41,519	29,305	34,543	44,145	52,306
Manufacture of structural metal products, tanks, reservoirs and containers of metal	6,074	3,528	5,372	8,730	7,850
Manufacture of cutlery, hand tools and general hardware	7,164	5,170	5,029	4,990	5,501
Manufacture of other fabricated metal products	28,281	20,607	24,142	30,426	38,955
MANUFACTURE OF MACHINERY AND EQUIPMENT N.E.C.	4,683	2,787	2,525	2,518	2,549
Manufacture of pumps, compressors, taps and valves..	2,582	-	-	-	-
Manufacture of ovens, furnaces and furnace burners..	812	358	388	512	348
Manufacture of other general purpose machinery.....	486	136	58	82	-
Manufacture of machinery for food and beverage processing	943	2,087	1,876	1,869	2,146
Manufacture of accumulators, primary cells and and primary batteries	-140	206	203	55	55
MANUFACTURE OF MOTOR VEHICLES	31,452	20,032	91,967	226,257	128,477
Manufacture of bodies for motor vehicles.....	31,275	19,605	89,075	224,010	127,152
Manufacture of parts and accessories for motor vehicles and their engines.....	177	426	2,891	2,248	1,325
MANUFACTURE OF FURNITURE; MANUFACTURING N.E.C.	41,151	52,798	47,370	49,755	48,689
Manufacture of furniture; manufacturing n.e.c.....	41,151	52,798	47,370	49,755	48,689
T O T A L	2,610,162	2,741,728	2,886,474	3,283,306	3,412,175

VALUE ADDED IN THE NATIONAL ACCOUNT CONCEPT (AT FACTOR COST) BY INDUSTRIAL GROUP - PUBLIC AND PRIVATE
1996/1997 (1989 E.F.Y) - 2000/2001 (1993 E.F.Y)

TABLE 5.10

(IN '000 BIRR)

INDUSTRIAL GROUP	VALUE ADDED IN THE NATIONAL ACCOUNT CONCEPT (AT FACTOR COST)				
	1989	1990	1991*	1992*	1993
MANUFACTURE OF FOOD PRODUCTS AND BEVERAGES.....	662,729	525,856	925,341	1,026,556	1,203,793
Production, processing and preserving of meat, fruit and vegetables	11,409	16,277	74,733	86,578	50,259
Manufacture of vegetable and animal oils and fats...	7,116	3,934	12,323	12,503	17,104
Manufacture of dairy products	3,325	4,105	3,352	4,663	10,653
Manufacture of grain mill products	54,922	32,295	41,098	59,055	37,426
Manufacture of prepared animal feeds	1,102	893	1,236	1,282	1,399
Manufacture of bakery products	28,542	32,090	54,314	65,840	56,050
Manufacture of sugar and sugar confectionery	327,679	201,934	539,053	504,148	648,132
Manufacture of macaroni and spaghetti.....	19,391	34,850	17,983	26,398	19,831
Manufacture of food products n.e.c.	29,122	25,645	15,087	16,202	25,561
Distilling, rectifying and blending of spirits	20,983	21,429	23,726	16,524	22,462
Manufacture of wines	4,816	5,260	5,760	5,742	6,884
Manufacture of malt liquors and malt	108,532	105,409	75,639	170,258	239,827
Manufacture of soft drinks & production of mineral waters	45,792	41,734	61,037	57,363	68,206
MANUFACTURE OF TOBACCO PRODUCTS	64,950	99,384	81,402*	104,912*	65,358
Manufacture of tobacco products.....	64,950	99,384	81,402	104,912	65,358
MANUFACTURE OF TEXTILES	140,099	124,020	119,565	133,139	140,782
Spinning, weaving and finishing of textiles	116,409	99,980	97,981	112,572	126,968
Manufacture of cordage, rope, twine and netting	22,243	23,088	20,255	20,020	13,450
Knitting mills	1,447	952	1,329	547	364
MANUFACTURE OF WEARING APPAREL, EXCEPT FUR APPAREL....	15,153	6,830	12,273	14,964	13,613
Manufacture of wearing apparel except fur apparel...	15,153	6,830	12,273	14,964	13,613
TANNING AND DRESSING OF LEATHER; MANUFACTURE OF FOOTWEAR, LUGGAGE AND HANDBAGS	177,804	108,447	141,443	103,450	112,835
Tanning and dressing of leather, luggage and handbags	133,010	63,920	93,421	60,338	67,181
Manufacture of footwear.....	44,794	44,527	48,023	43,112	45,653
MANUFACTURE OF WOOD AND OF PRODUCTS OF WOOD AND CORK, EXCEPT FURNITURE	25,492	17,254	13,995	12,573	16,381
Manufacture of wood and of products of wood and cork, except furniture.....	25,492	17,254	13,995	12,573	16,381
MANUFACTURE OF PAPER, PAPER PRODUCTS AND PRINTING.....	94,105	108,829	107,676	132,598	138,503
Manufacture of paper and paper products.....	37,725	33,951	20,878	31,447	35,196
Publishing and printing services.....	56,380	74,878	86,799	101,151	103,306
MANUFACTURE OF CHEMICALS AND CHEMICAL PRODUCTS.....	81,740	152,976	74,394	117,554	108,034
Manufacture of basic chemicals, except fertilizers and nitrogen compounds.....	-4,699	-2,425	3,261	10,614	18,519
Manufacture of paints, varnishes and mastics	22,882	29,381	26,439	28,068	26,325

* REVISED

VALUE ADDED IN THE NATIONAL ACCOUNT CONCEPT (AT FACTOR COST) BY INDUSTRIAL GROUP - PUBLIC AND PRIVATE
1996/1997 (1989 E.F.Y) - 2000/2001 (1993 E.F.Y)

TABLE 5.10 (Contd..)

(IN '000 BIRR)

INDUSTRIAL GROUP	VALUE ADDED IN THE NATIONAL ACCOUNT CONCEPT (AT FACTOR COST)				
	1989	1990	1991	1992	1993
Manufacture of pharmaceuticals, medicinal chemicals and botanical products.....	37,500	97,829	22,777	39,692	21,806
Manufacture of soap and detergents cleaning and polishing, perfumes and toilet preparations.....	22,141	25,366	17,787	35,657	39,499
Manufacture of chemical products n.e.c.	3,916	2,825	4,131	3,523	1,886
MANUFACTURE OF RUBBER AND PLASTIC PRODUCTS.....	76,100	78,850	96,266	103,147	134,583
Manufacture of rubber products.....	26,132	38,937	45,897	59,729	73,385
Manufacture of plastic products.....	49,968	39,913	50,369	43,418	61,199
MANUFACTURE OF OTHER NON-METALLIC MINERAL PRODUCTS ...	186,948	187,148	172,969	203,188	204,647
Manufacture of glass and glass products.....	10,797	14,486	12,962	9,328	10,126
Manufacture of structural clay products	4,549	3,994	3,861	3,980	5,150
Manufacture of cement, lime and plaster	117,373	129,979	114,171	142,973	150,013
Manufacture of articles of concrete, cement and plaster	23,055	20,706	25,101	24,278	23,794
Manufacture of non-metallic mineral products n.e.c..	31,174	17,983	16,875	22,629	15,564
MANUFACTURE OF BASIC IRON AND STEEL.....	59,169	42,694	34,797	48,521	48,142
Manufacture of basic iron and steel.....	59,169	42,694	34,797	48,521	48,142
MANUFACTURE OF FABRICATED METAL PRODUCTS EXCEPT MACHINERY AND EQUIPMENT	31,018	22,130	25,981	32,644	38,560
Manufacture of structural metal products, tanks, reservoirs and containers of metal	5,400	2,877	3,844	6,267	6,172
Manufacture of cutlery, hand tools and general hardware	5,040	4,003	3,828	3,402	4,235
Manufacture of other fabricated metal products	20,578	15,251	18,309	22,976	28,153
MANUFACTURE OF MACHINERY AND EQUIPMENT N.E.C.	3,924	2,346	2,145	2,149	2,261
Manufacture of pumps, compressors, taps and valves..	2,190	-	-	-	-
Manufacture of ovens, furnaces and furnace burners..	733	301	312	401	262
Manufacture of other general purpose machinery.....	414	110	48	69	-
Manufacture of machinery for food and beverage processing	818	1,832	1,669	1,641	1,960
Manufacture of accumulators, primary cells and and primary batteries	-230	103	116	39	39
MANUFACTURE OF MOTOR VEHICLES	28,569	14,650	82,711	203,593	101,249
Manufacture of bodies for motor vehicles.....	28,406	14,233	79,823	201,523	100,016
Manufacture of parts and accessories for motor vehicles and their engines.....	164	417	2,887	2,070	1,233
MANUFACTURE OF FURNITURE; MANUFACTURING N.E.C.	34,069	43,620	38,239	40,351	38,049
Manufacture of furniture; manufacturing n.e.c.....	34,069	43,620	38,239	40,351	38,049
T O T A L	1,681,871	1,535,034	1,929,198*	2,279,338*	2,366,790

* REVISED

PRODUCTION OF MAJOR MANUFACTURED ARTICLES
1996/97(1989 E.F.Y.) - 2000/2001(1993 E.F.Y.)

TABLE 5.11

NAME OF PRODUCT	UNIT	QUANTITY PRODUCED				
		1989	1990	1991	1992	1993
FOOD						
Meat	TONS	302	96	615	526	555
Vegetable Soup	"	225	186	5,436	5,242	2,452
Zigin and Shiro wet	"	176	315	5,207	4,314	3,216
Orange Juice	"	18	20	13	9	14
Marmalade	"	1,066	656	2,867	2,873	1,649
Tomato Paste	"	825	951	1,949	2,424	1,730
Milk Pasturized	H.L.	42,062	42,447	37,637	38,291	73,807
Butter and Ghee	TONS	74	78	64	60	922
Cheese	"	12	15	13	11	187
Edible Oil	"	5,321	8,679	6,579	6,637	8,329
Oil Cakes	"	15,797	26,618	22,574	38,968	13,484
Flour (Wheat)	"	140,499	105,157	167,526	185,437	165,345
Flour (Others)	"	-	344	344	1,147	274
Fafa, Dube, Edget, Meten etc	"	4,704	4,684	6,183	9,983	11,693
Macaroni and Pasta	"	17,646	19,872	23,999	29,688	26,214
Biscuits	"	6,694	10,567	9,080	11,781	16,607
Galetta	"	2,756	2,445	11,601	9,182	5,777
Bread	"	20,772	27,029	19,263	30,765	26,603
Coffee(milled)	"	16	31	34	28	156
Sugar	"	172,217	172,571	234,987	250,870	251,349
Tea	"	4,693	5,391	3,608	3,776	3,973
Molasses	"	44,321	50,048	59,563	57,101	56,323
Sweets	"	800	1,896	1,281	1,433	1,440
Animal Feed	"	5,453	4,991	5,576	7,049	8,399
Beer	H.L.	842,684	830,546	920,765	1,111,204	1,605,101
Wine	"	35,345	26,360	17,913	23,440	24,829
Liquors	"	29,783	29,130	30,562	29,552	33,223
Alcohol	"	16,218	14,821	17,224	14,575	17,541
Lemonade	"	669,316	655,259	666,920	615,780	677,062
Mineral Water	"	374,257	390,068	421,307	399,763	395,451
Malt	TONS	11,967	9,500	9,368	11,752	10,618
TOBACCO						
Cigarettes	('000 PCS)	2,024,230	2,028,920	1,829,070	1,931,290	1,903,800
TEXTILES						
Lint Cotton		5,458	6,324	10,382	12,356	16,097
Cotton Fabrics	('000 SQ.M)	34,577	38,030	42,959	38,499	44,925
Nylon Fabrics	"	4,193	4,722	4,047	2,921	1,310
Acrylic Yarn	TONS	2,420	1,257	730	354	411
Cotton Yarn	"	3,133	2,657	3,408	3,977	5,726
Blanket (Woolen)	('000 SQ.M)	3,763	2,757	3,896	3,334	3,095
Blanket (Waste Cotton)	PCS	244,471	194,466	182,084	144,653	90,311
Blanket (Others)	"	8,275	16,527	34,744	40,678	-
Bed sheet	PCS	27,975	21,094	7,349	4,129	1,778
Shirts	DOZEN	12,376	16,266	11,647	7,199	4,646
Carpets	SQ.M.	12,752	6,323	-	-	4,779
Gunny Bags	TONS	6,418	7,649	4,981	5,708	5,981
Hosieries	DOZEN	174,620	172,040	83,922	86,454	37,869
Wearing Apparel (Except Leather)	"	21,883	35,988	58,655	165,926	142,156
Wearing Apparel (Leather)	PCS	16,838	7,599	9,080	7,089	10,516
Sweater	DOZEN	5,161	2,165	725	1,121	828
Sewing Thread	TONS	3	23	16	24*	7
Emroidery	"	31	51	59	48	50
Jano Thread	"	24	17	-	-	7

*Revised

PRODUCTION OF MAJOR MANUFACTURED ARTICLES
1996/97(1989 E.F.Y.) - 2000/2001 (1993 E.F.Y.)

TABLE 5.11(Contd.)

NAME OF PRODUCT	UNIT	QUANTITY PRODUCED				
		1989	1990	1991	1992	1993
LEATHER AND FOOTWEAR						
Leather Shoes and Boots	PAIRS	1,179,602	1,080,430	1,400,748	1,585,034	1,326,253
Canvas and Rubber Shoes	"	3,874,952	749,830	500,149	193,628	215,107
Plastic Footwear	"	1,870,279	4,421,649	5,576,111	3,242,974	4,817,033
Leather Upper and Lining	('000 SQ.M)	419	545	747	1,026	501
Leather Sole	TONS	-	-	-	26,110	-
Semi Processed Skins	('000 PCS)	11,112	17,913	13,031	10,845	29,028
Leather Garment	('000 SQ.FT)	1,017	1,611	3,890	3,918	960
Plastic Sole	PAIRS	4,085,684	3,353,588	1,666,467	1,730,609	1,988,159
Crust Hides and Wet Blue Hides	('000 SQ.FT)	5,192	5,551	4,566	6,483	9,245
WOOD						
Timber	CUB. M	8,277	2,179	7,136	2,808	3,560
Plywood	"	944	985	376	430	455
Particle Board	"	14,826	8,308	9,298	7,200	10,289
PAPER AND PRINTING						
Paper	TONS	7,489	10,420	5,143	6,144	7,719
Boxing Paper	TONS	2,191	2,749	2,278	3,090	2,187
CHEMICAL						
Foam	CUB.M.	-	37,155	35,887	63,794	68,227
Soap	TONS	14,342	10,874	13,135*	17,194	14,766
Carbon Dioxide	"	563	690	362	594	594
Oxygen	CUB.M	210,972	327,961	317,251	340,720	324,659
Plastic Crate	('000 PCS)	303	251	404*	249	336
Paints	('000 LTR)	3,629	4,086	4,621	4,715	4,362
Vaseline	TONS	222	62	42	26	24
Paraffine	TONS	555	641	1,680	1,664	1,772
Varnishes and Lacquers	"	300	397	269	430	344
Capsules	('000 PCS)	241,242	230,315	165,711	273,504	214,799
Tablets	"	400,455	497,700	673,895	491,287	450,962
Antibiotics	"	6,104	6,323	16,289*	29,586	32,159
Syrup	('000 LTR)	189	251	224	232	258
Ointment	TONS	54	49	47	54	59
Injection of 100 A	('000 PCS)	6,588	7,197	5,925	6,295	4,933
Tyres	PCS	151,483	152,469	148,235	118,776	208,592
Tubes	"	45,303	64,402	63,449	53,383	106,738
Electric Wires	('000 METERS)	13,349	17,223	12,573*	12,990	17,935
Polythelene Products	TONS	5,734	4,153	5,110	6,960	5,850
Candles	"	725	946	719	769	559
Ball Pen	('000 PCS)	3,815	4,842	4,720	3,946	7,441
NON-METALLIC MINERAL PRODUCTS						
Cement	TONS	774,669	782,686*	766,925*	815,632	819,047
Cement Blocks	('000 PCS)	13,883	9,044	9,568	9,763	10,039
Cement Tubes	('000 PCS)	-	285	159	262	139
Cement Floor Tiles	SQ.M	531,233	368,328	340,652	551,107	581,156
Bricks of Clay	('000 PCS)	19,876	19,789	19,410	20,152	20,040
Lime	TONS	7,332	6,619	6,913*	9,273	11,350
Glasses	('000 PCS)	880	2,731	-	-	149
Gravel	CUB.M	-	55,641	49,927	59,692	39,836
Marble	SQ.M	83,811	93,408	152,235	135,875	114,182
Glass Bottles	"	11,030	18,997	23,134	16,078	16,233
METAL						
Iron Bars	TONS	8,512	6,203	5,357	6,608	4,031
Wires	"	466	411	664	418	205
Nails	"	3,494	2,702	2,454	2,773	3,817
Iron Sheets	"	23,505	21,960	17,425	21,246	35,368
Crown Cork	('000 GROSS)	4,652	3,582	3,176	2,643	3,723
Motor Vehicle Spring	TONS	565	502	447	529	390
Metalic Door	SQ.M	-	14,348	9,961	14,754	3,857
Metalic Window	SQ.M	-	3,920	3,859	7,472	2,500

*Revised

TOTAL VALUE OF FIXED ASSETS BY INDUSTRIAL GROUP - PUBLIC AND PRIVATE
1996/1997 (1989 E.F.Y) - 2000/2001 (1993 E.F.Y)

TABLE 5.12

(IN '000 BIRR)

INDUSTRIAL GROUP	TOTAL VALUE OF FIXED ASSETS				
	1989	1990	1991	1992	1993
MANUFACTURE OF FOOD PRODUCTS AND BEVERAGES.....	604,791	853,021	1,399,755	1,981,131	2,590,422
Production, processing and preserving of meat, fruit and vegetables	14,201	134,783	129,413	131,821	115,483
Manufacture of vegetable and animal oils and fats...	33,697	98,144	118,692	169,123	234,650
Manufacture of dairy products	3,109	3,323	35,795	32,506	40,793
Manufacture of grain mill products	129,791	112,499	162,932	204,408	228,283
Manufacture of prepared animal feeds	1,320	1,263	1,095	929	893
Manufacture of bakery products	50,510	65,681	83,129	126,373	139,054
Manufacture of sugar and sugar confectionery	51,373	71,437	393,160	595,660	826,929
Manufacture of macaroni and spaghetti.....	4,847	40,242	21,484	27,417	24,100
Manufacture of food products n.e.c.	42,055	41,069	40,497	36,397	125,922
Distilling, rectifying and blending of spirits	8,627	10,924	11,286	9,901	11,680
Manufacture of wines	552	912	1,263	20,262	18,095
Manufacture of malt liquors and malt	146,776	145,361	238,380	369,677	609,844
Manufacture of soft drinks & production of mineral waters	117,933	127,383	162,628	256,656	214,696
MANUFACTURE OF TOBACCO PRODUCTS	4,889	3,566	27,190	23,917	67,830
Manufacture of tobacco products.....	4,889	3,566	27,190	23,917	67,830
MANUFACTURE OF TEXTILES	478,581	417,593	844,999	880,209	875,528
Spinning, weaving and finishing of textiles	440,303	381,965	811,978	850,613	843,966
Manufacture of cordage, rope, twine and netting	35,789	31,925	27,721	24,731	24,744
Knitting mills	2,489	3,703	5,299	4,866	6,818
MANUFACTURE OF WEARING APPAREL, EXCEPT FUR APPAREL....	55,254	60,516	61,098	61,456	50,800
Manufacture of wearing apparel except fur apparel....	55,254	60,516	61,098	61,456	50,800
TANNING AND DRESSING OF LEATHER; MANUFACTURE OF FOOTWEAR, LUGGAGE AND HANDBAGS	140,998	238,237	272,997	448,080	572,443
Tanning and dressing of leather, luggage and handbags	60,138	137,687	148,380	281,549	297,594
Manufacture of footwear.....	80,861	100,551	124,617	166,531	274,849
MANUFACTURE OF WOOD AND OF PRODUCTS OF WOOD AND CORK, EXCEPT FURNITURE	9,977	6,250	5,957	5,507	4,368
Manufacture of wood and of products of wood and cork, except furniture.....	9,977	6,250	5,957	5,507	4,368
MANUFACTURE OF PAPER, PAPER PRODUCTS AND PRINTING	85,552	105,537	129,408	132,547	144,819
Manufacture of paper and paper products.....	34,706	43,671	48,080	44,663	53,629
Publishing and printing services.....	50,847	61,865	81,329	87,884	91,191
MANUFACTURE OF CHEMICALS AND CHEMICAL PRODUCTS.....	283,950	374,725	439,829	451,128	387,414
Manufacture of basic chemicals, except fertilizers and nitrogen compounds.....	202,916	166,874	144,962	137,009	117,722
Manufacture of paints, varnishes and mastics	32,040	37,065	39,668	40,034	28,154

TOTAL VALUE OF FIXED ASSETS BY INDUSTRIAL GROUP - PUBLIC AND PRIVATE
1996/1997 (1989 E.F.Y) - 2000/2001 (1993 E.F.Y)

TABLE 5.12 (Contd..)

(IN '000 BIRR)

INDUSTRIAL GROUP	TOTAL VALUE OF FIXED ASSETS				
	1989	1990	1991	1992	1993
Manufacture of pharmaceuticals, medicinal chemicals and botanical products.....	15,531	98,874	178,970	199,325	166,933
Manufacture of soap and detergents cleaning and polishing, perfumes and toilet preparations.....	30,652	62,898	67,875	62,135	67,788
Manufacture of chemical products n.e.c.	2,812	9,013	8,354	12,624	6,817
MANUFACTURE OF RUBBER AND PLASTIC PRODUCTS.....	299,704	287,866	283,291	294,339	306,043
Manufacture of rubber products.....	198,939	182,977	152,440	151,050	147,269
Manufacture of plastic products.....	100,764	104,889	130,851	143,290	158,773
MANUFACTURE OF OTHER NON-METALLIC MINERAL PRODUCTS ...	478,043	456,885	417,015	460,084	401,088
Manufacture of glass and glass products.....	30,744	23,290	19,404	34,153	20,996
Manufacture of structural clay products	4,025	1,907	4,879	1,620	10,302
Manufacture of cement, lime and plaster	184,186	174,156	163,126	190,005	156,581
Manufacture of articles of concrete, cement and plaster	44,890	37,152	37,528	36,590	25,889
Manufacture of non-metallic mineral products n.e.c..	214,198	220,381	192,079	197,717	187,319
MANUFACTURE OF BASIC IRON AND STEEL.....	19,362	34,228	39,401	58,306	128,277
Manufacture of basic iron and steel.....	19,362	34,228	39,401	58,306	128,277
MANUFACTURE OF FABRICATED METAL PRODUCTS EXCEPT MACHINERY AND EQUIPMENT	105,514	106,262	113,709	185,371	204,514
Manufacture of structural metal products, tanks, reservoirs and containers of metal	13,095	9,445	20,273	27,089	19,435
Manufacture of cutlery, hand tools and general hardware	2,586	5,731	8,626	8,657	10,289
Manufacture of other fabricated metal products	89,833	91,086	84,810	149,625	174,790
MANUFACTURE OF MACHINERY AND EQUIPMENT N.E.C.	16,516	5,447	5,585	12,224	6,196
Manufacture of pumps, compressors, taps and valves..	11,205	-	-	-	-
Manufacture of ovens, furnaces and furnace burners..	587	410	265	318	39
Manufacture of other general purpose machinery.....	2,056	1,067	41	12	-
Manufacture of machinery for food and beverage processing	2,304	3,610	4,878	11,849	6,117
Manufacture of accumulators, primary cells and and primary batteries	363	360	401	45	40
MANUFACTURE OF MOTOR VEHICLES	53,446	66,308	71,785	107,634	103,879
Manufacture of bodies for motor vehicles.....	52,918	62,838	67,420	103,989	100,189
Manufacture of parts and accessories for motor vehicles and their engines.....	528	3,469	4,365	3,645	3,690
MANUFACTURE OF FURNITURE; MANUFACTURING N.E.C.	91,913	103,685	98,566	89,853	98,159
Manufacture of furniture; manufacturing n.e.c.....	91,913	103,685	98,566	89,853	98,159
T O T A L	2,728,490	3,120,126	4,210,585	5,191,786	5,941,779

NEW CAPITAL EXPENDITURE BY INDUSTRIAL GROUP - PUBLIC AND PRIVATE
1996/1997 (1989 E.F.Y) - 2000/2001 (1993 E.F.Y)

TABLE 5.13

(IN '000 BIRR)

INDUSTRIAL GROUP	NEW CAPITAL EXPENDITURE				
	1989	1990	1991	1992	1993
MANUFACTURE OF FOOD PRODUCTS AND BEVERAGES.....	95,567	183,580	144,348	196,729	198,011
Production, processing and preserving of meat, fruit and vegetables	1,832	3,434	2,048	2,331	8,015
Manufacture of vegetable and animal oils and fats...	2,129	50,819	36,236	1,516	515
Manufacture of dairy products	114	433	296	20	1,407
Manufacture of grain mill products	20,906	4,668	13,476	15,455	15,396
Manufacture of prepared animal feeds	226	105	17	160	150
Manufacture of bakery products	5,547	31,466	3,916	7,974	15,508
Manufacture of sugar and sugar confectionery	16,910	10,420	29,448	19,208	74,673
Manufacture of macaroni and spaghetti.....	-	3,461	1,200	136	994
Manufacture of food products n.e.c.	2,236	1,084	1,536	438	1,582
Distilling, rectifying and blending of spirits	1,832	4,489	2,626	546	2,156
Manufacture of wines	-	474	525	305	57
Manufacture of malt liquors and malt	22,998	41,761	29,944	67,964	20,900
Manufacture of soft drinks & production of mineral waters	20,838	30,966	23,080	80,677	56,656
MANUFACTURE OF TOBACCO PRODUCTS	667	276	510	-	139
Manufacture of tobacco products.....	667	276	510	-	139
MANUFACTURE OF TEXTILES	15,766	33,964	10,320	28,810	72,262
Spinning, weaving and finishing of textiles	14,920	32,043	9,470	27,398	68,542
Manufacture of cordage, rope, twine and netting	682	1,234	693	1,412	3,128
Knitting mills	164	687	157	-	593
MANUFACTURE OF WEARING APPAREL, EXCEPT FUR APPAREL....	9,298	2,200	795	6,205	1,531
Manufacture of wearing apparel except fur apparel...	9,298	2,200	795	6,205	1,531
TANNING AND DRESSING OF LEATHER; MANUFACTURE OF FOOTWEAR, LUGGAGE AND HANDBAGS	20,980	30,786	39,197	44,212	52,451
Tanning and dressing of leather, luggage and handbags	9,510	7,927	16,242	19,112	24,597
Manufacture of footwear.....	11,470	22,859	22,955	25,100	27,854
MANUFACTURE OF WOOD AND OF PRODUCTS OF WOOD AND CORK, EXCEPT FURNITURE	999	1,136	505	469	123
Manufacture of wood and of products of wood and cork, except furniture.....	999	1,136	505	469	123
MANUFACTURE OF PAPER, PAPER PRODUCTS AND PRINTING	23,002	16,469	12,473	24,209	26,566
Manufacture of paper and paper products.....	7,000	11,114	1,565	6,871	15,101
Publishing and printing services.....	16,002	5,355	10,908	17,337	11,465
MANUFACTURE OF CHEMICALS AND CHEMICAL PRODUCTS.....	20,153	51,648	44,938	18,350	36,928
Manufacture of basic chemicals, except fertilizers and nitrogen compounds.....	3,859	3,112	972	3,564	3,150
Manufacture of paints, varnishes and mastics	2,669	8,987	8,810	2,827	1,388

NEW CAPITAL EXPENDITURE BY INDUSTRIAL GROUP - PUBLIC AND PRIVATE
1996/1997 (1989 E.F.Y) - 2000/2001 (1993 E.F.Y)

TABLE 5.13 (Contd..)

(IN '000 BIRR)

INDUSTRIAL GROUP	NEW CAPITAL EXPENDITURE				
	1989	1990	1991	1992	1993
Manufacture of pharmaceuticals, medicinal chemicals and botanical products.....	4,254	8,062	967	4,457	626
Manufacture of soap and detergents cleaning and polishing, perfumes and toilet preparations.....	8,994	30,952	34,185	5,516	31,764
Manufacture of chemical products n.e.c.	377	536	3	1,986	-
MANUFACTURE OF RUBBER AND PLASTIC PRODCUTS.....	43,137	21,379	27,584	29,232	37,324
Manufacture of rubber products.....	3,632	1,912	4,088	16,687	16,877
Manufacture of plastic products.....	39,505	19,467	23,496	12,545	20,447
MANUFACTURE OF OTHER NON-METALLIC MINERAL PRODUCTS ...	47,323	23,483	35,211	34,076	68,649
Manufacture of glass and glass products.....	20,617	2,464	328	1,324	1,771
Manufacture of structural clay products	140	-	3,650	2	429
Manufacture of cement, lime and plaster	14,321	16,892	21,154	25,178	59,533
Manufacture of articles of concrete, cement and plaster	5,254	1,809	6,980	3,129	4,504
Manufacture of non-metallic mineral products n.e.c..	6,991	2,318	3,098	4,444	2,413
MANUFACTURE OF BASIC IRON AND STEEL.....	6,387	13,456	16,664	6,445	16,238
Manufacture of basic iron and steel.....	6,387	13,456	16,664	6,445	16,238
MANUFACTURE OF FABRICATED METAL PRODUCTS EXCEPT MACHINERY AND EQUIPMENT	7,048	5,713	11,337	11,969	9,658
Manufacture of structural metal products, tanks, reservoirs and containers of metal	2,621	541	7,701	6,119	1,189
Manufacture of cutlery, hand tools and general hardware	672	2,042	1,182	694	311
Manufacture of other fabricated metal products	3,755	3,131	2,454	5,156	8,159
MANUFACTURE OF MACHINERY AND EQUIPMENT N.E.C.	476	295	529	684	140
Manufacture of pumps, compressors, taps and valves..	32	-	-	-	-
Manufacture of ovens, furnaces and furnace burners..	28	58	-	1	-
Manufacture of other general purpose machinery.....	80	-	-	-	-
Manufacture of machinery for food and beverage processing	330	232	523	683	140
Manufacture of accumulators, primary cells and and primary batteries	6	5	5	-	-
MANUFACTURE OF MOTOR VEHICLES	7,582	14,085	16,576	38,499	11,079
Manufacture of bodies for motor vehicles.....	7,582	11,095	16,576	38,499	11,079
Manufacture of parts and accessories for motor vehicles and their engines.....	-	2,990	-	-	-
MANUFACTURE OF FURNITURE; MANUFACTURING N.E.C.	8,189	5,695	6,074	10,440	9,646
Manufacture of furniture; manufacturing n.e.c.....	8,189	5,695	6,074	10,440	9,646
T O T A L	306,575	404,163	367,059	450,331	540,745

OPERATING SURPLUS BY INDUSTRIAL GROUP - PUBLIC AND PRIVATE
1996/1997 (1989 E.F.Y) - 2000/2001 (1993 E.F.Y)

TABLE 5.14

(IN '000 BIRR)

INDUSTRIAL GROUP	OPERATING SURPLUS				
	1989	1990	1991	1992	1993
MANUFACTURE OF FOOD PRODUCTS AND BEVERAGES.....	515,195	365,639	744,949	829,091	985,101
Production, processing and preserving of meat, fruit and vegetables	1,143	7,712	62,158	67,355	34,600
Manufacture of vegetable and animal oils and fats...	1,804	-3,026	4,185	4,688	9,418
Manufacture of dairy products	2,456	3,228	2,487	3,801	8,912
Manufacture of grain mill products	38,817	15,359	22,350	39,096	16,278
Manufacture of prepared animal feeds	397	150	531	533	489
Manufacture of bakery products	18,377	21,003	40,808	49,728	38,547
Manufacture of sugar and sugar confectionery	282,194	154,129	483,360	447,364	584,533
Manufacture of macaroni and spaghetti.....	17,378	31,536	15,296	23,059	16,355
Manufacture of food products n.e.c.	26,071	22,336	11,536	12,809	21,472
Distilling, rectifying and blending of spirits	15,180	14,929	17,872	10,982	14,755
Manufacture of wines	662	855	2,364	2,253	2,686
Manufacture of malt liquors and malt	85,421	80,862	45,575	139,830	203,652
Manufacture of soft drinks & production of mineral waters	25,296	16,566	36,426*	27,593*	33,404
MANUFACTURE OF TOBACCO PRODUCTS	52,794	90,349	71,610	95,091	53,958
Manufacture of tobacco products.....	52,794	90,349	71,610	95,091	53,958
MANUFACTURE OF TEXTILES	37,552	24,657	19,299	21,405	27,208
Spinning, weaving and finishing of textiles	26,353	12,462	9,438	12,745	26,314
Manufacture of cordage, rope, twine and netting	10,427	11,687	9,074	8,425	867
Knitting mills	772	509	787	236	26
MANUFACTURE OF WEARING APPAREL, EXCEPT FUR APPAREL....	311	-8,803	-2,313	-285	-2,842
Manufacture of wearing apparel except fur apparel...	311	-8,803	-2,313	-285	-2,842
TANNING AND DRESSING OF LEATHER; MANUFACTURE OF FOOTWEAR, LUGGAGE AND HANDBAGS	129,905	62,672	88,358	50,517	52,533
Tanning and dressing of leather, luggage and handbags	104,146	37,970	61,774	28,085	28,907
Manufacture of footwear.....	25,759	24,702	26,584	22,432	23,625
MANUFACTURE OF WOOD AND OF PRODUCTS OF WOOD AND CORK, EXCEPT FURNITURE	16,690	9,774	6,506	5,771	9,815
Manufacture of wood and of products of wood and cork, except furniture.....	16,690	9,774	6,506	5,771	9,815
MANUFACTURE OF PAPER, PAPER PRODUCTS AND PRINTING	59,037	69,098	67,430	90,275	91,243
Manufacture of paper and paper products.....	28,020	24,070	11,015	20,799	23,933
Publishing and printing services.....	31,017	45,028	56,415	69,476	67,311
MANUFACTURE OF CHEMICALS AND CHEMICAL PRODUCTS.....	61,462	130,266	48,971	89,671	78,721
Manufacture of basic chemicals, except fertilizers and nitrogen compounds.....	-11,330	-9,064	-3,509	5,299	11,765
Manufacture of paints, varnishes and mastics	20,206	25,664	22,457	23,853	22,257

* REVISED

OPERATING SURPLUS BY INDUSTRIAL GROUP - PUBLIC AND PRIVATE
1996/1997 (1989 E.F.Y) - 2000/2001 (1993 E.F.Y)

TABLE 5.14 (Contd..)

(IN '000 BIRR)

INDUSTRIAL GROUP	OPERATING SURPLUS				
	1989	1990	1991	1992	1993
Manufacture of pharmaceuticals, medicinal chemicals and botanical products.....	33,627	93,488	15,650	30,509	12,438
Manufacture of soap and detergents cleaning and polishing, perfumes and toilet preparations.....	15,807	19,020	11,195	27,376	31,349
Manufacture of chemical products n.e.c.	3,153	1,158	3,178	2,634	912
MANUFACTURE OF RUBBER AND PLASTIC PRODUCTS.....	57,408	58,278	74,024	78,614	106,381
Manufacture of rubber products.....	16,492	28,807	35,576	48,100	59,573
Manufacture of plastic products.....	40,915	29,470	38,448	30,514	46,808
MANUFACTURE OF OTHER NON-METALLIC MINERAL PRODUCTS ...	150,004	150,392	131,371	155,150	150,877
Manufacture of glass and glass products.....	8,231	10,958	9,852	5,794	6,961
Manufacture of structural clay products	2,262	1,698	1,642	1,696	2,268
Manufacture of cement, lime and plaster	101,777	115,087	96,083	121,668	125,050
Manufacture of articles of concrete, cement and plaster	13,992	11,788	15,218	14,121	12,050
Manufacture of non-metallic mineral products n.e.c..	23,742	10,862	8,575	11,871	4,548
MANUFACTURE OF BASIC IRON AND STEEL.....	49,946	32,103	24,210	36,734	34,108
Manufacture of basic iron and steel.....	49,946	32,103	24,210	36,734	34,108
MANUFACTURE OF FABRICATED METAL PRODUCTS EXCEPT MACHINERY AND EQUIPMENT	20,027	10,141	13,848	17,184	19,107
Manufacture of structural metal products, tanks, reservoirs and containers of metal	3,069	706	1,504	2,698	2,564
Manufacture of cutlery, hand tools and general hardware	2,488	1,262	1,239	595	1,350
Manufacture of other fabricated metal products	14,470	8,173	11,105	13,891	15,193
MANUFACTURE OF MACHINERY AND EQUIPMENT N.E.C.	1,385	922	425	933	1,263
Manufacture of pumps, compressors, taps and valves..	1,137	-	-	-	-
Manufacture of ovens, furnaces and furnace burners..	557	137	125	227	86
Manufacture of other general purpose machinery.....	175	34	8	33	-
Manufacture of machinery for food and beverage processing	246	1,173	704	660	1,164
Manufacture of accumulators, primary cells and and primary batteries	-731	-423	-413	13	13
MANUFACTURE OF MOTOR VEHICLES	21,402	6,019	71,899	188,597	86,318
Manufacture of bodies for motor vehicles.....	21,297	5,844	69,281	186,719	85,754
Manufacture of parts and accessories for motor vehicles and their engines.....	104	175	2,617	1,878	564
MANUFACTURE OF FURNITURE; MANUFACTURING N.E.C.	19,124	23,271	16,637	18,608	15,786
Manufacture of furniture; manufacturing n.e.c.....	19,124	23,271	16,637	18,608	15,786
T O T A L	1,192,240	1,024,778	1,377,223*	1,677,358*	1,709,576

* REVISED

RATIO OF IMPORTED TO CONSUMED TOTAL RAW MATERIAL COSTS BY INDUSTRIAL GROUP - PUBLIC AND PRIVATE
1996/1997 (1989 E.F.Y) - 2000/2001 (1993 E.F.Y)

TABLE 5.15

INDUSTRIAL GROUP	1989	1990	1991	1992	1993
MANUFACTURE OF FOOD PRODUCTS AND BEVERAGES.....	0.174	0.184	0.295	0.278	0.193
Production, processing and preserving of meat, fruit and vegetables	0.419	0.456	0.191	0.121	0.153
Manufacture of vegetable and animal oils and fats...	0.032	0.020	0.007	0.006	0.011
Manufacture of dairy products	0.122	0.094	0.121	0.112	0.156
Manufacture of grain mill products	0.014	0.061	0.306	0.229	0.139
Manufacture of prepared animal feeds	0.101	0.085	0.066	0.041	0.030
Manufacture of bakery products	0.116	0.187	0.369	0.384	0.198
Manufacture of sugar and sugar confectionery	0.269	0.282	0.229	0.328	0.017
Manufacture of macaroni and spaghetti.....	-	0.181	0.033	-	0.030
Manufacture of food products n.e.c.	0.042	0.032	0.157	0.041	0.125
Distilling, rectifying and blending of spirits	0.178	0.112	0.361	0.249	0.106
Manufacture of wines	0.581	0.543	0.064	0.278	0.431
Manufacture of malt liquors and malt	0.307	0.183	0.553	0.531	0.509
Manufacture of soft drinks & production of mineral waters	0.539	0.516	0.489	0.494	0.457
MANUFACTURE OF TOBACCO PRODUCTS	0.844	0.727	0.859	0.782	0.726
Manufacture of tobacco products.....	0.844	0.727	0.859	0.782	0.726
MANUFACTURE OF TEXTILES	0.367	0.357	0.349	0.314	0.242
Spinning, weaving and finishing of textiles	0.303	0.306	0.315	0.267	0.227
Manufacture of cordage, rope, twine and netting	0.974	0.898	0.875	0.842	0.446
Knitting mills	0.552	0.578	0.467	0.794	0.902
MANUFACTURE OF WEARING APPAREL, EXCEPT FUR APPAREL....	0.309	0.440	0.298	0.174	0.070
Manufacture of wearing apparel except fur apparel...	0.309	0.440	0.298	0.174	0.070
TANNING AND DRESSING OF LEATHER; MANUFACTURE OF FOOTWEAR, LUGGAGE AND HANDBAGS	0.226	0.195	0.336	0.270	0.198
Tanning and dressing of leather, luggage and handbags	0.135	0.116	0.261	0.217	0.123
Manufacture of footwear.....	0.511	0.493	0.489	0.396	0.509
MANUFACTURE OF WOOD AND OF PRODUCTS OF WOOD AND CORK, EXCEPT FURNITURE	0.454	0.537	0.511	0.577	0.631
Manufacture of wood and of products of wood and cork, except furniture.....	0.454	0.537	0.511	0.577	0.631
MANUFACTURE OF PAPER, PAPER PRODUCTS AND PRINTING	0.704	0.687	0.727	0.524	0.593
Manufacture of paper and paper products.....	0.902	0.838	0.973	0.535	0.910
Publishing and printing services.....	0.490	0.545	0.584	0.518	0.366
MANUFACTURE OF CHEMICALS AND CHEMICAL PRODUCTS.....	0.751	0.735	0.785	0.734	0.762
Manufacture of basic chemicals, except fertilizers and nitrogen compounds.....	0.316	0.553	0.542	0.310	0.472
Manufacture of paints, varnishes and mastics	0.528	0.417	0.634	0.696	0.677

RATIO OF IMPORTED TO TOTAL CONSUMED RAW MATERIAL COSTS BY INDUSTRIAL GROUP - PUBLIC AND PRIVATE
1996/1997 (1989 E.F.Y) - 2000/2001 (1993 E.F.Y)

TABLE 5.15 (Contd..)

INDUSTRIAL GROUP	1989	1990	1991	1992	1993
Manufacture of pharmaceuticals, medicinal chemicals and botanical products.....	0.917	0.979	0.982	0.680	0.933
Manufacture of soap and detergents cleaning and polishing, perfumes and toilet preparations.....	0.822	0.726	0.733	0.810	0.757
Manufacture of chemical products n.e.c.	0.896	0.871	0.910	0.928	0.844
MANUFACTURE OF RUBBER AND PLASTIC PRODUCTS.....	0.947	0.934	0.926	0.957	0.963
Manufacture of rubber products.....	0.977	0.996	0.988	0.998	0.983
Manufacture of plastic products.....	0.918	0.876	0.887	0.924	0.947
MANUFACTURE OF OTHER NON-METALLIC MINERAL PRODUCTS ...	0.307	0.361	0.221	0.332	0.188
Manufacture of glass and glass products.....	0.141	0.349	0.048	0.293	0.341
Manufacture of structural clay products	0.003	0.017	-	-	0.053
Manufacture of cement, lime and plaster	0.419	0.475	0.300	0.478	0.245
Manufacture of articles of concrete, cement and plaster	0.012	0.069	0.035	0.039	0.047
Manufacture of non-metallic mineral products n.e.c..	0.259	0.324	0.122	0.102	0.181
MANUFACTURE OF BASIC IRON AND STEEL.....	0.994	0.990	0.987	0.983	0.992
Manufacture of basic iron and steel.....	0.994	0.990	0.987	0.983	0.992
MANUFACTURE OF FABRICATED METAL PRODUCTS EXCEPT MACHINERY AND EQUIPMENT	0.930	0.907	0.908	0.819	0.873
Manufacture of structural metal products, tanks, reservoirs and containers of metal	0.699	0.767	0.795	0.513	0.657
Manufacture of cutlery, hand tools and general hardware	0.965	0.949	0.959	0.916	0.757
Manufacture of other fabricated metal products	0.973	0.938	0.933	0.922	0.938
MANUFACTURE OF MACHINERY AND EQUIPMENT N.E.C.	0.900	0.769	0.668	0.582	0.405
Manufacture of pumps, compressors, taps and valves..	1.000	-	-	-	-
Manufacture of ovens, furnaces and furnace burners..	0.648	0.577	0.644	0.579	0.938
Manufacture of other general purpose machinery.....	0.891	0.246	-	-	-
Manufacture of machinery for food and beverage processing	0.894	0.798	0.619	0.584	0.260
Manufacture of accumulators, primary cells and and primary batteries	0.991	0.996	0.996	1.000	1.000
MANUFACTURE OF MOTOR VEHICLES	0.851	0.923	0.931	0.912	0.873
Manufacture of bodies for motor vehicles.....	0.852	0.926	0.931	0.913	0.873
Manufacture of parts and accessories for motor vehicles and their engines.....	0.075	0.223	0.121	-	1.000
MANUFACTURE OF FURNITURE; MANUFACTURING N.E.C.	0.224	0.325	0.336	0.427	0.353
Manufacture of furniture; manufacturing n.e.c.....	0.224	0.325	0.336	0.427	0.353
T O T A L	0.442	0.434	0.536	0.515	0.454

PERCENTAGE DISTRIBUTION OF VALUE ADDED* BY INDUSTRIAL GROUP - PUBLIC AND PRIVATE
1996/1997 (1989 E.F.Y) - 2000/2001 (1993 E.F.Y)

TABLE 5.16

INDUSTRIAL GROUP	1989	1990	1991**	1992**	1993
MANUFACTURE OF FOOD PRODUCTS AND BEVERAGES.....	39.40	34.26	47.97	45.04	50.86
Production, processing and preserving of meat, fruit and vegetables	0.68	1.06	3.87	3.80	2.12
Manufacture of vegetable and animal oils and fats...	0.42	0.26	0.64	0.55	0.72
Manufacture of dairy products	0.20	0.27	0.17	0.20	0.45
Manufacture of grain mill products	3.27	2.10	2.13	2.59	1.58
Manufacture of prepared animal feeds	0.07	0.06	0.06	0.06	0.06
Manufacture of bakery products	1.70	2.09	2.82	2.89	2.37
Manufacture of sugar and sugar confectionery	19.48	13.16	27.94	22.12	27.38
Manufacture of macaroni and spaghetti	1.15	2.27	0.93	1.16	0.84
Manufacture of food products n.e.c.	1.73	1.67	0.78	0.71	1.08
Distilling, rectifying and blending of spirits	1.25	1.40	1.23	0.72	0.95
Manufacture of wines	0.29	0.34	0.30	0.25	0.29
Manufacture of malt liquors and malt	6.45	6.87	3.92	7.47	10.13
Manufacture of soft drinks & production of mineral waters	2.72	2.72	3.16	2.52	2.88
MANUFACTURE OF TOBACCO PRODUCTS	3.86	6.47	4.22	4.60	2.76
Manufacture of tobacco products.....	3.86	6.47	4.22	4.60	2.76
MANUFACTURE OF TEXTILES	8.33	8.08	6.20	5.84	5.95
Spinning, weaving and finishing of textiles	6.92	6.51	5.08	4.94	5.36
Manufacture of cordage, rope, twine and netting	1.32	1.50	1.05	0.88	0.57
Knitting mills	0.09	0.06	0.07	0.02	0.02
MANUFACTURE OF WEARING APPAREL, EXCEPT FUR APPAREL....	0.90	0.44	0.64	0.66	0.58
Manufacture of wearing apparel except fur apparel...	0.90	0.44	0.64	0.66	0.58
TANNING AND DRESSING OF LEATHER; MANUFACTURE OF FOOTWEAR, LUGGAGE AND HANDBAGS	10.57	7.06	7.33	4.54	4.77
Tanning and dressing of leather, luggage and handbags	7.91	4.16	4.84	2.65	2.84
Manufacture of footwear.....	2.66	2.90	2.49	1.89	1.93
MANUFACTURE OF WOOD AND OF PRODUCTS OF WOOD AND CORK, EXCEPT FURNITURE	1.52	1.12	0.73	0.55	0.69
Manufacture of wood and of products of wood and cork, except furniture.....	1.52	1.12	0.73	0.55	0.69
MANUFACTURE OF PAPER, PAPER PRODUCTS AND PRINTING.....	5.60	7.09	5.58	5.82	5.85
Manufacture of paper and paper products.....	2.24	2.21	1.08	1.38	1.49
Publishing and printing services.....	3.35	4.88	4.50	4.44	4.36
MANUFACTURE OF CHEMICALS AND CHEMICAL PRODUCTS.....	4.86	9.97	3.86	5.16	4.56
Manufacture of basic chemicals, except fertilizers and nitrogen compounds.....	-0.28	-0.16	0.17	0.47	0.78
Manufacture of paints, varnishes and mastics	1.36	1.91	1.37	1.23	1.11

* IN THE NATIONAL ACCOUNT CONCEPT AT FACTOR COST

** REVISED

PERCENTAGE DISTRIBUTION OF VALUE ADDED* BY INDUSTRIAL GROUP - PUBLIC AND PRIVATE
1996/1997 (1989 E.F.Y) - 2000/2001 (1993 E.F.Y)

TABLE 5.16 (Contd..)

INDUSTRIAL GROUP	1989	1990	1991**	1992**	1993
Manufacture of pharmaceuticals, medicinal chemicals and botanical products.....	2.23	6.37	1.18	1.74	0.92
Manufacture of soap and detergents cleaning and polishing, perfumes and toilet preparations.....	1.32	1.65	0.92	1.56	1.67
Manufacture of chemical products n.e.c.	0.23	0.18	0.21	0.15	0.08
MANUFACTURE OF RUBBER AND PLASTIC PROCDUCTS.....	4.52	5.14	4.99	4.53	5.69
Manufacture of rubber products.....	1.55	2.54	2.38	2.62	3.10
Manufacture of plastic products.....	2.97	2.60	2.61	1.90	2.59
MANUFACTURE OF OTHER NON-METALLIC MINERAL PRODUCTS ...	11.12	12.19	8.97	8.91	8.65
Manufacture of glass and glass products.....	0.64	0.94	0.67	0.41	0.43
Manufacture of structural clay products	0.27	0.26	0.20	0.17	0.22
Manufacture of cement, lime and plaster	6.98	8.47	5.92	6.27	6.34
Manufacture of articles of concrete, cement and plaster	1.37	1.35	1.30	1.07	1.01
Manufacture of non-metallic mineral products n.e.c..	1.85	1.17	0.87	0.99	0.66
MANUFACTURE OF BASIC IRON AND STEEL.....	3.52	2.78	1.80	2.13	2.03
Manufacture of basic iron and steel.....	3.52	2.78	1.80	2.13	2.03
MANUFACTURE OF FABRICATED METAL PRODUCTS EXCEPT MACHINERY AND EQUIPMENT	1.84	1.44	1.35	1.43	1.63
Manufacture of structural metal products, tanks, reservoirs and containers of metal	0.32	0.19	0.20	0.27	0.26
Manufacture of cutlery, hand tools and general hardware	0.30	0.26	0.20	0.15	0.18
Manufacture of other fabricated metal products	1.22	0.99	0.95	1.01	1.19
MANUFACTURE OF MACHINERY AND EQUIPMENT N.E.C.	0.23	0.15	0.11	0.09	0.10
Manufacture of pumps, compressors, taps and valves..	0.13	-	-	-	-
Manufacture of ovens, furnaces and furnace burners..	0.04	0.02	0.02	0.02	0.01
Manufacture of other general purpose machinery.....	0.02	0.01	-	-	-
Manufacture of machinery for food and beverage processing	0.05	0.12	0.09	0.07	0.08
Manufacture of accumulators, primary cells and and primary batteries	-0.01	0.01	0.01	-	-
MANUFACTURE OF MOTOR VEHICLES	1.70	0.95	4.29	8.93	4.28
Manufacture of bodies for motor vehicles.....	1.69	0.93	4.14	8.84	4.23
Manufacture of parts and accessories for motor vehicles and their engines.....	0.01	0.03	0.15	0.09	0.05
MANUFACTURE OF FURNITURE; MANUFACTURING N.E.C.	2.03	2.84	1.98	1.77	1.61
Manufacture of furniture; manufacturing n.e.c.....	2.03	2.84	1.98	1.77	1.61
T O T A L	100.00	100.00	100.00	100.00	100.00

* IN THE NATIONAL ACCOUNT CONCEPT AT FACTOR COST

** REVISED

RATIO OF COST OF ENERGY CONSUMED TO TOTAL INDUSTRIAL COST BY INDUSTRIAL GROUP - PUBLIC AND PRIVATE
1996/1997 (1989 E.F.Y) - 2000/2001 (1993 E.F.Y)

TABLE 5.17

INDUSTRIAL GROUP	1989	1990	1991	1992	1993
MANUFACTURE OF FOOD PRODUCTS AND BEVERAGES.....	0.048	0.055	0.053	0.056	0.072
Production, processing and preserving of meat, fruit and vegetables	0.086	0.059	0.048	0.050	0.068
Manufacture of vegetable and animal oils and fats...	0.054	0.069	0.094	0.074	0.057
Manufacture of dairy products	0.098	0.078	0.082	0.096	0.099
Manufacture of grain mill products	0.017	0.025	0.026	0.021	0.029
Manufacture of prepared animal feeds	0.011	0.021	0.020	0.037	0.044
Manufacture of bakery products	0.043	0.047	0.048	0.058	0.075
Manufacture of sugar and sugar confectionery	0.049	0.057	0.058	0.080	0.078
Manufacture of macaroni and spaghetti	0.028	0.053	0.027	0.032	0.032
Manufacture of food products n.e.c.	0.048	0.051	0.056	0.040	0.057
Distilling, rectifying and blending of spirits	0.112	0.084	0.272	0.254	0.266
Manufacture of wines	0.010	0.012	0.011	0.016	0.019
Manufacture of malt liquors and malt	0.121	0.127	0.116	0.118	0.153
Manufacture of soft drinks & production of mineral waters	0.038	0.036	0.043	0.045	0.077
MANUFACTURE OF TOBACCO PRODUCTS	0.009	0.010	0.001	0.009	0.008
Manufacture of tobacco products.....	0.009	0.010	0.001	0.009	0.008
MANUFACTURE OF TEXTILES	0.098	0.131	0.127	0.122	0.125
Spinning, weaving and finishing of textiles	0.106	0.139	0.134	0.128	0.129
Manufacture of cordage, rope, twine and netting	0.025	0.039	0.039	0.049	0.068
Knitting mills	0.025	0.050	0.037	0.120	0.034
MANUFACTURE OF WEARING APPAREL, EXCEPT FUR APPAREL....	0.030	0.040	0.041	0.025	0.057
Manufacture of wearing apparel except fur apparel....	0.030	0.040	0.041	0.025	0.057
TANNING AND DRESSING OF LEATHER; MANUFACTURE OF FOOTWEAR, LUGGAGE AND HANDBAGS	0.018	0.015	0.024	0.024	0.022
Tanning and dressing of leather, luggage and handbags	0.018	0.012	0.022	0.023	0.017
Manufacture of footwear.....	0.018	0.025	0.027	0.028	0.041
MANUFACTURE OF WOOD AND OF PRODUCTS OF WOOD AND CORK, EXCEPT FURNITURE	0.186	0.196	0.205	0.237	0.230
Manufacture of wood and of products of wood and cork, except furniture.....	0.186	0.196	0.205	0.237	0.230
MANUFACTURE OF PAPER, PAPER PRODUCTS AND PRINTING.....	0.052	0.075	0.070	0.041	0.063
Manufacture of paper and paper products.....	0.087	0.133	0.152	0.079	0.116
Publishing and printing services.....	0.015	0.017	0.018	0.018	0.021
MANUFACTURE OF CHEMICALS AND CHEMICAL PRODUCTS.....	0.030	0.033	0.029	0.028	0.041
Manufacture of basic chemicals, except fertilizers and nitrogen compounds.....	0.237	0.231	0.278	0.282	0.289
Manufacture of paints, varnishes and mastics	0.004	0.005	0.005	0.006	0.003

RATIO OF COST OF ENERGY CONSUMED TO TOTAL INDUSTRIAL COST BY INDUSTRIAL GROUP - PUBLIC AND PRIVATE
1996/1997 (1989 E.F.Y) - 2000/2001 (1993 E.F.Y)

TABLE 5.17(Contd..)

I N D U S T R I A L G R O U P	1989					1990					1991					1992					1993				
Manufacture of pharmaceuticals, medicinal chemicals and botanical products.....	0.009					0.028					0.012					0.019					0.022				
Manufacture of soap and detergents cleaning and polishing, perfumes and toilet preparations.....	0.025					0.026					0.026					0.025					0.028				
Manufacture of chemical products n.e.c.	0.009					0.012					0.024					0.026					0.025				
MANUFACTURE OF RUBBER AND PLASTIC PRODUCTS.....	0.075					0.071					0.090					0.080					0.085				
Manufacture of rubber products.....	0.122					0.099					0.144					0.123					0.131				
Manufacture of plastic products.....	0.028					0.041					0.051					0.040					0.044				
MANUFACTURE OF OTHER NON-METALLIC MINERAL PRODUCTS ...	0.426					0.502					0.459					0.473					0.568				
Manufacture of glass and glass products.....	0.407					0.434					0.478					0.553					0.490				
Manufacture of structural clay products.....	0.839					0.911					0.919					0.912					0.854				
Manufacture of cement, lime and plaster	0.535					0.631					0.581					0.596					0.738				
Manufacture of articles of concrete, cement and plaster	0.037					0.052					0.056					0.046					0.054				
Manufacture of non-metallic mineral products n.e.c..	0.160					0.109					0.109					0.155					0.153				
MANUFACTURE OF BASIC IRON AND STEEL.....	0.018					0.024					0.030					0.036					0.012				
Manufacture of basic iron and steel.....	0.018					0.024					0.030					0.036					0.012				
MANUFACTURE OF FABRICATED METAL PRODUCTS EXCEPT MACHINERY AND EQUIPMENT	0.042					0.063					0.073					0.075					0.053				
Manufacture of structural metal products, tanks, reservoirs and containers of metal	0.023					0.024					0.031					0.022					0.033				
Manufacture of cutlery, hand tools and general hardware	0.033					0.058					0.040					0.080					0.077				
Manufacture of other fabricated metal products	0.050					0.075					0.099					0.092					0.054				
MANUFACTURE OF MACHINERY AND EQUIPMENT N.E.C.	0.049					0.036					0.047					0.053					0.040				
Manufacture of pumps, compressors, taps and valves..	0.064					-					-					-					-				
Manufacture of ovens, furnaces and furnace burners..	0.026					0.025					0.028					0.059					0.066				
Manufacture of other general purpose machinery.....	0.041					0.086					0.294					0.089					-				
Manufacture of machinery for food and beverage processing	0.036					0.027					0.043					0.050					0.034				
Manufacture of accumulators, primary cells and and primary batteries	0.070					0.079					0.082					0.030					0.030				
MANUFACTURE OF MOTOR VEHICLES	0.005					0.006					0.002					0.003					0.010				
Manufacture of bodies for motor vehicles.....	0.005					0.006					0.002					0.003					0.010				
Manufacture of parts and accessories for motor vehicles and their engines.....	0.253					0.080					0.085					0.054					0.091				
MANUFACTURE OF FURNITURE; MANUFACTURING N.E.C.	0.015					0.021					0.020					0.020					0.028				
Manufacture of furniture; manufacturing n.e.c.....	0.015					0.021					0.020					0.020					0.028				
T O T A L	0.081					0.090					0.081					0.076					0.090				

RATIO OF VALUE ADDED* TO GROSS VALUE OF PRODUCTION BY INDUSTRIAL GROUP- PUBLIC AND PRIVATE
1996/1997 (1989 E.F.Y) - 2000/2001 (1993 E.F.Y)

TABLE 5.18

INDUSTRIAL GROUP	1989	1990	1991	1992	1993
MANUFACTURE OF FOOD PRODUCTS AND BEVERAGES.....	0.298	0.208	0.309	0.308	0.361
Production, processing and preserving of meat, fruit and vegetables	0.251	0.309	0.330	0.354	0.343
Manufacture of vegetable and animal oils and fats...	0.134	0.046	0.138	0.124	0.158
Manufacture of dairy products	0.296	0.333	0.270	0.344	0.321
Manufacture of grain mill products	0.140	0.091	0.093	0.111	0.090
Manufacture of prepared animal feeds	0.271	0.228	0.287	0.196	0.242
Manufacture of bakery products	0.208	0.208	0.234	0.222	0.237
Manufacture of sugar and sugar confectionery	0.561	0.264	0.581	0.513	0.610
Manufacture of macaroni and spaghetti.....	0.422	0.435	0.207	0.254	0.199
Manufacture of food products n.e.c.	0.371	0.250	0.323	0.298	0.395
Distilling, rectifying and blending of spirits	0.313	0.292	0.400	0.281	0.329
Manufacture of wines	0.228	0.281	0.342	0.305	0.289
Manufacture of malt liquors and malt	0.220	0.212	0.143	0.298	0.364
Manufacture of soft drinks & production of mineral waters	0.155	0.125	0.192	0.161	0.167
MANUFACTURE OF TOBACCO PRODUCTS	0.270	0.408	0.322	0.401	0.261
Manufacture of tobacco products.....	0.270	0.408	0.322	0.401	0.261
MANUFACTURE OF TEXTILES	0.209	0.209	0.189	0.221	0.201
Spinning, weaving and finishing of textiles	0.196	0.190	0.171	0.206	0.195
Manufacture of cordage, rope, twine and netting	0.317	0.370	0.382	0.367	0.291
Knitting mills	0.255	0.280	0.315	0.357	0.110
MANUFACTURE OF WEARING APPAREL, EXCEPT FUR APPAREL....	0.260	0.124	0.212	0.239	0.244
Manufacture of wearing apparel except fur apparel...	0.260	0.124	0.212	0.239	0.244
TANNING AND DRESSING OF LEATHER; MANUFACTURE OF FOOTWEAR, LUGGAGE AND HANDBAGS	0.274	0.166	0.250	0.175	0.134
Tanning and dressing of leather, luggage and handbags	0.275	0.134	0.253	0.156	0.107
Manufacture of footwear.....	0.271	0.256	0.245	0.210	0.212
MANUFACTURE OF WOOD AND OF PRODUCTS OF WOOD AND CORK, EXCEPT FURNITURE	0.462	0.421	0.383	0.367	0.405
Manufacture of wood and of products of wood and cork, except furniture.....	0.462	0.421	0.383	0.367	0.405
MANUFACTURE OF PAPER, PAPER PRODUCTS AND PRINTING.....	0.357	0.374	0.374	0.385	0.365
Manufacture of paper and paper products.....	0.299	0.274	0.236	0.280	0.248
Publishing and printing services.....	0.411	0.448	0.435	0.436	0.436
MANUFACTURE OF CHEMICALS AND CHEMICAL PRODUCTS.....	0.235	0.324	0.188	0.253	0.215
Manufacture of basic chemicals, except fertilizers and nitrogen compounds.....	-0.158	-0.076	0.104	0.408	0.357
Manufacture of paints, varnishes and mastics	0.262	0.284	0.243	0.235	0.220

* IN THE NATIONAL ACCOUNT CONCEPT AT FACTOR COST

** REVISED

RATIO OF VALUE ADDED* TO GROSS VALUE OF PRODUCTION BY INDUSTRIAL GROUP- PUBLIC AND PRIVATE
1996/1997 (1989 E.F.Y) - 2000/2001 (1993 E.F.Y)

TABLE 5.18(Contd..)

INDUSTRIAL GROUP	1989	1990	1991**	1992**	1993
Manufacture of pharmaceuticals, medicinal chemicals and botanical products.....	0.362	0.520	0.203	0.339	0.210
Manufacture of soap and detergents cleaning and polishing, perfumes and toilet preparations.....	0.208	0.197	0.139	0.189	0.184
Manufacture of chemical products n.e.c.	0.195	0.145	0.268	0.255	0.164
MANUFACTURE OF RUBBER AND PLASTIC PROCDUCTS.....	0.255	0.251	0.282	0.271	0.307
Manufacture of rubber products.....	0.182	0.242	0.296	0.305	0.352
Manufacture of plastic products.....	0.323	0.261	0.271	0.235	0.265
MANUFACTURE OF OTHER NON-METALLIC MINERAL PRODUCTS ...	0.344	0.340	0.305	0.339	0.322
Manufacture of glass and glass products.....	0.552	0.447	0.495	0.397	0.457
Manufacture of structural clay products	0.391	0.324	0.318	0.321	0.333
Manufacture of cement, lime and plaster	0.327	0.345	0.298	0.351	0.335
Manufacture of articles of concrete, cement and plaster	0.397	0.376	0.332	0.328	0.301
Manufacture of non-metallic mineral products n.e.c..	0.325	0.243	0.239	0.274	0.220
MANUFACTURE OF BASIC IRON AND STEEL.....	0.195	0.149	0.165	0.206	0.119
Manufacture of basic iron and steel.....	0.195	0.149	0.165	0.206	0.119
MANUFACTURE OF FABRICATED METAL PRODUCTS EXCEPT MACHINERY AND EQUIPMENT	0.304	0.272	0.297	0.281	0.255
Manufacture of structural metal products, tanks, reservoirs and containers of metal	0.382	0.220	0.237	0.256	0.273
Manufacture of cutlery, hand tools and general hardware	0.245	0.299	0.248	0.219	0.246
Manufacture of other fabricated metal products	0.305	0.278	0.328	0.302	0.252
MANUFACTURE OF MACHINERY AND EQUIPMENT N.E.C.	0.380	0.329	0.328	0.351	0.411
Manufacture of pumps, compressors, taps and valves..	0.435	-	-	-	-
Manufacture of ovens, furnaces and furnace burners..	0.413	0.326	0.282	0.298	0.305
Manufacture of other general purpose machinery.....	0.464	0.338	0.490	0.334	-
Manufacture of machinery for food and beverage processing	0.349	0.361	0.369	0.371	0.436
Manufacture of accumulators, primary cells and and primary batteries	-0.776	0.127	0.144	0.259	0.259
MANUFACTURE OF MOTOR VEHICLES	0.212	0.094	0.115	0.211	0.178
Manufacture of bodies for motor vehicles.....	0.211	0.092	0.111	0.209	0.177
Manufacture of parts and accessories for motor vehicles and their engines.....	0.544	0.419	0.814	0.726	0.532
MANUFACTURE OF FURNITURE; MANUFACTURING N.E.C.	0.367	0.372	0.324	0.317	0.323
Manufacture of furniture; manufacturing n.e.c.....	0.367	0.372	0.324	0.317	0.323
T O T A L	0.280	0.240	0.265	0.280	0.281

* IN THE NATIONAL ACCOUNT CONCEPT AT FACTOR COST

** REVISED

VALUE ADDED* PER PERSON ENGAGED BY INDUSTRIAL GROUP - PUBLIC AND PRIVATE
1996/1997 (1989 E.F.Y) - 2000/2001 (1993 E.F.Y)

TABLE 5.19

(In Birr)

INDUSTRIAL GROUP	1989	1990	1991	1992	1993
MANUFACTURE OF FOOD PRODUCTS AND BEVERAGES.....	27,598	20,257	34,164	35,960	43,838
Production, processing and preserving of meat, fruit and vegetables	3,910	6,532	24,969	24,409	17,403
Manufacture of vegetable and animal oils and fats...	5,559	2,328	7,257	8,302	12,745
Manufacture of dairy products	12,549	15,548	13,682	19,031	24,490
Manufacture of grain mill products	19,448	10,252	12,353	16,849	11,259
Manufacture of prepared animal feeds	5,055	4,316	6,473	7,042	7,861
Manufacture of bakery products	9,956	10,497	15,648	18,520	15,500
Manufacture of sugar and sugar confectionery	67,604	35,402	88,153	77,813	105,852
Manufacture of macaroni and spaghetti.....	54,777	67,020	39,265	61,822	45,588
Manufacture of food products n.e.c.	34,710	36,325	18,199	20,177	30,357
Distilling, rectifying and blending of spirits	24,174	25,005	31,508	23,948	21,808
Manufacture of wines	7,062	7,656	9,813	10,145	11,707
Manufacture of malt liquors and malt	39,828	37,064	26,699	58,287	86,145
Manufacture of soft drinks & production of mineral waters	13,764	11,038	17,026	13,920	17,602
MANUFACTURE OF TOBACCO PRODUCTS	68,153	110,672	93,244**	122,848**	79,511
Manufacture of tobacco products.....	68,153	110,672	93,244	122,848	79,511
MANUFACTURE OF TEXTILES	5,143	4,938	4,658	5,605	5,794
Spinning, weaving and finishing of textiles	4,811	4,500	4,303	5,374	5,948
Manufacture of cordage, rope, twine and netting	8,089	8,558	7,589	7,518	4,863
Knitting mills	4,921	4,809	5,778	3,827	1,988
MANUFACTURE OF WEARING APPAREL, EXCEPT FUR APPAREL....	3,289	1,619	3,175	3,966	3,647
Manufacture of wearing apparel except fur apparel...	3,289	1,619	3,175	3,966	3,647
TANNING AND DRESSING OF LEATHER; MANUFACTURE OF FOOTWEAR, LUGGAGE AND HANDBAGS	21,591	14,134	19,553	14,707	15,951
Tanning and dressing of leather, luggage and handbags	33,495	17,091	25,807	16,751	17,934
Manufacture of footwear.....	10,505	11,322	13,288	12,562	13,718
MANUFACTURE OF WOOD AND OF PRODUCTS OF WOOD AND CORK, EXCEPT FURNITURE	13,291	13,101	11,557	11,048	15,827
Manufacture of wood and of products of wood and cork, except furniture.....	13,291	13,101	11,557	11,048	15,827
MANUFACTURE OF PAPER, PAPER PRODUCTS AND PRINTING.....	18,337	19,503	19,450	22,432	25,032
Manufacture of paper and paper products.....	25,751	23,859	15,184	18,831	25,918
Publishing and printing services.....	15,375	18,012	20,860	23,851	24,744
MANUFACTURE OF CHEMICALS AND CHEMICAL PRODUCTS.....	22,009	36,817	18,758	27,338	26,505
Manufacture of basic chemicals, except fertilizers and nitrogen compounds.....	-4,199	-2,173	2,962	10,699	16,639
Manufacture of paints, varnishes and mastics	54,352	64,150	50,456	51,220	51,617

* IN THE NATIONAL ACCOUNT CONCEPT AT FACTOR COST

** REVISED

VALUE ADDED* PER PERSON ENGAGED BY INDUSTRIAL GROUP - PUBLIC AND PRIVATE
1996/1997 (1989 E.F.Y.) - 2000/2001 (1993 E.F.Y)

TABLE 5.19 (Contd..)

(In Birr)

INDUSTRIAL GROUP	1989	1990	1991	1992	1993
Manufacture of pharmaceuticals, medicinal chemicals and botanical products.....	77,479	100,132	24,624	36,718	20,847
Manufacture of soap and detergents cleaning and polishing, perfumes and toilet preparations.....	14,971	18,832	14,437	23,520	32,999
Manufacture of chemical products n.e.c.	18,559	10,992	22,450	21,616	8,981
MANUFACTURE OF RUBBER AND PLASTIC PRODUCTS.....	31,433	25,501	31,583	32,672	39,479
Manufacture of rubber products.....	27,249	35,205	47,219	60,948	73,311
Manufacture of plastic products.....	34,178	20,097	24,263	19,944	25,415
MANUFACTURE OF OTHER NON-METALLIC MINERAL PRODUCTS ...	27,684	25,616	24,942	27,648	27,250
Manufacture of glass and glass products.....	18,875	22,150	23,696	17,210	22,158
Manufacture of structural clay products	11,260	8,069	8,523	7,624	7,388
Manufacture of cement, lime and plaster	61,710	68,052	61,814	75,567	77,646
Manufacture of articles of concrete, cement and plaster	9,009	8,253	10,233	8,674	8,959
Manufacture of non-metallic mineral products n.e.c..	23,689	10,347	10,321	14,196	8,803
MANUFACTURE OF BASIC IRON AND STEEL.....	52,224	37,517	31,152	41,614	43,765
Manufacture of basic iron and steel.....	52,224	37,517	31,152	41,614	43,765
MANUFACTURE OF FABRICATED METAL PRODUCTS EXCEPT MACHINERY AND EQUIPMENT	16,198	11,407	12,631	12,908	14,502
Manufacture of structural metal products, tanks, reservoirs and containers of metal	9,231	5,847	6,538	9,043	10,019
Manufacture of cutlery, hand tools and general hardware	11,052	7,697	7,687	6,323	8,129
Manufacture of other fabricated metal products	23,545	16,434	18,855	17,701	18,497
MANUFACTURE OF MACHINERY AND EQUIPMENT N.E.C.	7,308	5,835	4,809	7,360	12,774
Manufacture of pumps, compressors, taps and valves..	15,643	-	-	-	-
Manufacture of ovens, furnaces and furnace burners..	12,853	5,191	4,051	5,567	8,174
Manufacture of other general purpose machinery.....	5,246	2,963	3,688	6,861	-
Manufacture of machinery for food and beverage processing	4,781	8,765	6,467	8,244	14,629
Manufacture of accumulators, primary cells and and primary batteries	-2,560	1,053	1,186	3,556	3,556
MANUFACTURE OF MOTOR VEHICLES	34,798	16,188	70,875	117,345	95,338
Manufacture of bodies for motor vehicles.....	35,330	16,435	71,590	119,033	101,333
Manufacture of parts and accessories for motor vehicles and their engines.....	9,642	10,704	55,526	49,284	16,440
MANUFACTURE OF FURNITURE; MANUFACTURING N.E.C.	9,027	10,088	9,100	9,679	8,719
Manufacture of furniture; manufacturing n.e.c.....	9,027	10,088	9,100	9,679	8,719
T O T A L	18,052	16,326	20,434**	23,816**	25,096

* IN THE NATIONAL ACCOUNT CONCEPT AT FACTOR COST

** REVISED

RATIO OF COST OF LABOUR TO VALUE ADDED* BY INDUSTRIAL GROUP - PUBLIC AND PRIVATE
1996/1997 (1989 E.F.Y) - 2000/2001 (1993 E.F.Y)

TABLE 5.20

INDUSTRIAL GROUP	1989	1990	1991	1992	1993
MANUFACTURE OF FOOD PRODUCTS AND BEVERAGES.....	0.223	0.305	0.195	0.192	0.182
Production, processing and preserving of meat, fruit and vegetables	0.900	0.526	0.168	0.222	0.312
Manufacture of vegetable and animal oils and fats...	0.746	1.769	0.660	0.625	0.449
Manufacture of dairy products	0.261	0.214	0.258	0.185	0.163
Manufacture of grain mill products	0.293	0.524	0.456	0.338	0.565
Manufacture of prepared animal feeds	0.640	0.832	0.570	0.584	0.650
Manufacture of bakery products	0.356	0.346	0.249	0.245	0.312
Manufacture of sugar and sugar confectionery	0.139	0.237	0.103	0.113	0.098
Manufacture of macaroni and spaghetti.....	0.104	0.095	0.149	0.126	0.175
Manufacture of food products n.e.c.	0.105	0.129	0.235	0.209	0.160
Distilling, rectifying and blending of spirits	0.277	0.303	0.247	0.335	0.343
Manufacture of wines	0.863	0.837	0.590	0.608	0.610
Manufacture of malt liquors and malt	0.213	0.233	0.397	0.179	0.151
Manufacture of soft drinks & production of mineral waters	0.448	0.603	0.403	0.519	0.510
MANUFACTURE OF TOBACCO PRODUCTS	0.187	0.091	0.120	0.094	0.174
Manufacture of tobacco products.....	0.187	0.091	0.120	0.094	0.174
MANUFACTURE OF TEXTILES	0.732	0.801	0.839	0.839	0.807
Spinning, weaving and finishing of textiles	0.774	0.875	0.904	0.887	0.793
Manufacture of cordage, rope, twine and netting	0.531	0.494	0.552	0.579	0.936
Knitting mills	0.466	0.466	0.408	0.570	0.929
MANUFACTURE OF WEARING APPAREL, EXCEPT FUR APPAREL....	0.980	2.289	1.188	1.019	1.209
Manufacture of wearing apparel except fur apparel...	0.980	2.289	1.188	1.019	1.209
TANNING AND DRESSING OF LEATHER; MANUFACTURE OF FOOTWEAR, LUGGAGE AND HANDBAGS	0.269	0.422	0.375	0.512	0.534
Tanning and dressing of leather, luggage and handbags	0.217	0.406	0.339	0.535	0.570
Manufacture of footwear.....	0.425	0.445	0.446	0.480	0.483
MANUFACTURE OF WOOD AND OF PRODUCTS OF WOOD AND CORK, EXCEPT FURNITURE	0.345	0.434	0.535	0.541	0.401
Manufacture of wood and of products of wood and cork, except furniture.....	0.345	0.434	0.535	0.541	0.401
MANUFACTURE OF PAPER, PAPER PRODUCTS AND PRINTING.....	0.373	0.365	0.374	0.319	0.341
Manufacture of paper and paper products.....	0.257	0.291	0.472	0.339	0.320
Publishing and printing services.....	0.450	0.399	0.350	0.313	0.348
MANUFACTURE OF CHEMICALS AND CHEMICAL PRODUCTS.....	0.248	0.148	0.342	0.237	0.271
Manufacture of basic chemicals, except fertilizers and nitrogen compounds.....	-1.411	-2.738	2.076	0.501	0.365
Manufacture of paints, varnishes and mastics	0.117	0.127	0.151	0.150	0.155

* IN THE NATIONAL ACCOUNT CONCEPT AT FACTOR COST

RATIO OF COST OF LABOUR TO VALUE ADDED* BY INDUSTRIAL GROUP - PUBLIC AND PRIVATE
1996/1997 (1989 E.F.Y.) - 2000/2001 (1993 E.F.Y.)

TABLE 5.20(Contd..)

INDUSTRIAL GROUP	1989	1990	1991	1992	1993
Manufacture of pharmaceuticals, medicinal chemicals and botanical products.....	0.103	0.044	0.313	0.231	0.430
Manufacture of soap and detergents cleaning and polishing, perfumes and toilet preparations.....	0.286	0.250	0.371	0.232	0.206
Manufacture of chemical products n.e.c.	0.195	0.590	0.231	0.252	0.516
MANUFACTURE OF RUBBER AND PLASTIC PRODUCTS.....	0.246	0.261	0.231	0.238	0.210
Manufacture of rubber products.....	0.369	0.260	0.225	0.195	0.188
Manufacture of plastic products.....	0.181	0.262	0.237	0.297	0.235
MANUFACTURE OF OTHER NON-METALLIC MINERAL PRODUCTS ...	0.198	0.196	0.240	0.236	0.263
Manufacture of glass and glass products.....	0.238	0.244	0.240	0.379	0.313
Manufacture of structural clay products	0.503	0.575	0.575	0.574	0.560
Manufacture of cement, lime and plaster	0.133	0.115	0.158	0.149	0.166
Manufacture of articles of concrete, cement and plaster	0.393	0.431	0.394	0.418	0.494
Manufacture of non-metallic mineral products n.e.c..	0.238	0.396	0.492	0.475	0.708
MANUFACTURE OF BASIC IRON AND STEEL.....	0.156	0.248	0.304	0.243	0.292
Manufacture of basic iron and steel.....	0.156	0.248	0.304	0.243	0.292
MANUFACTURE OF FABRICATED METAL PRODUCTS EXCEPT MACHINERY AND EQUIPMENT	0.354	0.542	0.467	0.474	0.504
Manufacture of structural metal products, tanks, reservoirs and containers of metal	0.432	0.755	0.609	0.569	0.585
Manufacture of cutlery, hand tools and general hardware	0.506	0.685	0.676	0.825	0.681
Manufacture of other fabricated metal products	0.297	0.464	0.393	0.395	0.460
MANUFACTURE OF MACHINERY AND EQUIPMENT N.E.C.	0.647	0.607	0.802	0.566	0.441
Manufacture of pumps, compressors, taps and valves..	0.481	-	-	-	-
Manufacture of ovens, furnaces and furnace burners..	0.240	0.544	0.600	0.434	0.672
Manufacture of other general purpose machinery.....	0.577	0.688	0.826	0.524	-
Manufacture of machinery for food and beverage processing	0.699	0.360	0.578	0.597	0.406
Manufacture of accumulators, primary cells and and primary batteries	-2.172	5.098	4.550	0.660	0.660
MANUFACTURE OF MOTOR VEHICLES	0.251	0.589	0.131	0.074	0.147
Manufacture of bodies for motor vehicles.....	0.250	0.589	0.132	0.073	0.143
Manufacture of parts and accessories for motor vehicles and their engines.....	0.364	0.580	0.093	0.093	0.543
MANUFACTURE OF FURNITURE; MANUFACTURING N.E.C.	0.439	0.467	0.565	0.539	0.585
Manufacture of furniture; manufacturing n.e.c.....	0.439	0.467	0.565	0.539	0.585
T O T A L	0.291	0.332	0.286	0.264	0.278

* IN THE NATIONAL ACCOUNT CONCEPT AT FACTOR COST

RATIO OF COST OF LABOUR TO GROSS VALUE PRODUCTION BY INDUSTRIAL GROUP - PUBLIC AND PRIVATE
1996/1997 (1989 E.F.Y) - 2000/2001 (1993 E.F.Y)

TABLE 5.21

INDUSTRIAL GROUP	1989	1990	1991	1992	1993
MANUFACTURE OF FOOD PRODUCTS AND BEVERAGES.....	0.066	0.063	0.060	0.059	0.066
Production, processing and preserving of meat, fruit and vegetables	0.226	0.162	0.055	0.079	0.107
Manufacture of vegetable and animal oils and fats...	0.100	0.082	0.091	0.077	0.071
Manufacture of dairy products	0.077	0.071	0.070	0.064	0.052
Manufacture of grain mill products	0.041	0.048	0.042	0.038	0.051
Manufacture of prepared animal feeds	0.173	0.190	0.163	0.114	0.157
Manufacture of bakery products	0.074	0.072	0.058	0.054	0.074
Manufacture of sugar and sugar confectionery	0.078	0.062	0.060	0.058	0.060
Manufacture of macaroni and spaghetti	0.044	0.041	0.031	0.032	0.035
Manufacture of food products n.e.c.	0.039	0.032	0.076	0.062	0.063
Distilling, rectifying and blending of spirits	0.086	0.089	0.099	0.094	0.113
Manufacture of wines	0.197	0.236	0.202	0.185	0.176
Manufacture of malt liquors and malt	0.047	0.049	0.057	0.053	0.055
Manufacture of soft drinks & production of mineral waters	0.069	0.076	0.077	0.084	0.085
MANUFACTURE OF TOBACCO PRODUCTS	0.051	0.037	0.039	0.038	0.046
Manufacture of tobacco products.....	0.051	0.037	0.039	0.038	0.046
MANUFACTURE OF TEXTILES	0.153	0.168	0.159	0.185	0.162
Spinning, weaving and finishing of textiles	0.152	0.166	0.154	0.182	0.155
Manufacture of cordage, rope, twine and netting	0.168	0.183	0.211	0.213	0.273
Knitting mills	0.119	0.130	0.128	0.203	0.102
MANUFACTURE OF WEARING APPAREL, EXCEPT FUR APPAREL....	0.255	0.285	0.252	0.243	0.295
Manufacture of wearing apparel except fur apparel...	0.255	0.285	0.252	0.243	0.295
TANNING AND DRESSING OF LEATHER; MANUFACTURE OF FOOTWEAR, LUGGAGE AND HANDBAGS	0.074	0.070	0.094	0.090	0.072
Tanning and dressing of leather, luggage and handbags	0.060	0.054	0.086	0.084	0.061
Manufacture of footwear.....	0.115	0.114	0.109	0.101	0.102
MANUFACTURE OF WOOD AND OF PRODUCTS OF WOOD AND CORK, EXCEPT FURNITURE	0.160	0.183	0.205	0.198	0.163
Manufacture of wood and of products of wood and cork, except furniture.....	0.160	0.183	0.205	0.198	0.163
MANUFACTURE OF PAPER, PAPER PRODUCTS AND PRINTING.....	0.133	0.136	0.140	0.123	0.125
Manufacture of paper and paper products.....	0.077	0.080	0.111	0.095	0.079
Publishing and printing services.....	0.185	0.179	0.152	0.137	0.152
MANUFACTURE OF CHEMICALS AND CHEMICAL PRODUCTS.....	0.058	0.048	0.064	0.060	0.058
Manufacture of basic chemicals, except fertilizers and nitrogen compounds.....	0.223	0.207	0.216	0.204	0.130
Manufacture of paints, varnishes and mastics	0.031	0.036	0.037	0.035	0.034

RATIO OF COST OF LABOUR TO GROSS VALUE PRODUCTION BY INDUSTRIAL GROUP - PUBLIC AND PRIVATE
1996/1997 (1989 E.F.Y) - 2000/2001 (1993 E.F.Y)

TABLE 5.21(Contd..)

INDUSTRIAL GROUP	1989	1990	1991	1992	1993
Manufacture of pharmaceuticals, medicinal chemicals and botanical products.....	0.037	0.023	0.063	0.078	0.090
Manufacture of soap and detergents cleaning and polishing, perfumes and toilet preparations.....	0.059	0.049	0.051	0.044	0.038
Manufacture of chemical products n.e.c.	0.038	0.086	0.062	0.064	0.085
MANUFACTURE OF RUBBER AND PLASTIC PRODUCTS.....	0.063	0.065	0.065	0.064	0.064
Manufacture of rubber products.....	0.067	0.063	0.067	0.059	0.066
Manufacture of plastic products.....	0.058	0.068	0.064	0.070	0.062
MANUFACTURE OF OTHER NON-METALLIC MINERAL PRODUCTS ...	0.068	0.067	0.073	0.080	0.085
Manufacture of glass and glass products.....	0.131	0.109	0.119	0.150	0.143
Manufacture of structural clay products	0.196	0.186	0.183	0.184	0.186
Manufacture of cement, lime and plaster	0.043	0.039	0.047	0.052	0.056
Manufacture of articles of concrete, cement and plaster	0.156	0.162	0.131	0.137	0.148
Manufacture of non-metallic mineral products n.e.c..	0.077	0.096	0.117	0.130	0.155
MANUFACTURE OF BASIC IRON AND STEEL.....	0.030	0.037	0.050	0.050	0.035
Manufacture of basic iron and steel.....	0.030	0.037	0.050	0.050	0.035
MANUFACTURE OF FABRICATED METAL PRODUCTS EXCEPT MACHINERY AND EQUIPMENT	0.108	0.147	0.139	0.133	0.129
Manufacture of structural metal products, tanks, reservoirs and containers of metal	0.165	0.166	0.144	0.146	0.160
Manufacture of cutlery, hand tools and general hardware	0.124	0.205	0.168	0.180	0.168
Manufacture of other fabricated metal products	0.091	0.129	0.129	0.120	0.116
MANUFACTURE OF MACHINERY AND EQUIPMENT N.E.C.,	0.246	0.200	0.263	0.199	0.181
Manufacture of pumps, compressors, taps and valves..	0.209	-	-	-	-
Manufacture of ovens, furnaces and furnace burners..	0.099	0.177	0.169	0.129	0.205
Manufacture of other general purpose machinery.....	0.268	0.233	0.405	0.175	-
Manufacture of machinery for food and beverage processing	0.244	0.130	0.213	0.222	0.177
Manufacture of accumulators, primary cells and and primary batteries	1.687	0.648	0.657	0.171	0.171
MANUFACTURE OF MOTOR VEHICLES	0.053	0.055	0.015	0.016	0.026
Manufacture of bodies for motor vehicles.....	0.053	0.054	0.015	0.015	0.025
Manufacture of parts and accessories for motor vehicles and their engines.....	0.198	0.243	0.076	0.067	0.288
MANUFACTURE OF FURNITURE; MANUFACTURING N.E.C.	0.161	0.173	0.183	0.171	0.189
Manufacture of furniture; manufacturing n.e.c.....	0.161	0.173	0.183	0.171	0.189
T O T A L	0.082	0.080	0.076	0.074	0.078

RATIO OF OPERATING SURPLUS TO GROSS VALUE OF PRODUCTION BY INDUSTRIAL GROUP - PUBLIC AND PRIVATE
1996/1997 (1989 E.F.Y) - 2000/2001 (1993 E.F.Y)

TABLE 5.22

INDUSTRIAL GROUP	1989	1990	1991	1992	1993
MANUFACTURE OF FOOD PRODUCTS AND BEVERAGES.....	0.231	0.144	0.249	0.248	0.295
Production, processing and preserving of meat, fruit and vegetables	0.025	0.146	0.274	0.275	0.236
Manufacture of vegetable and animal oils and fats...	0.034	-0.036	0.047	0.046	0.087
Manufacture of dairy products	0.219	0.262	0.200	0.280	0.268
Manufacture of grain mill products	0.099	0.043	0.050	0.074	0.039
Manufacture of prepared animal feeds	0.097	0.038	0.123	0.081	0.084
Manufacture of bakery products	0.134	0.136	0.176	0.168	0.163
Manufacture of sugar and sugar confectionery	0.483	0.201	0.521	0.455	0.550
Manufacture of macaroni and spaghetti.....	0.378	0.394	0.176	0.222	0.164
Manufacture of food products n.e.c.	0.332	0.218	0.247	0.236	0.331
Distilling, rectifying and blending of spirits	0.226	0.204	0.301	0.187	0.216
Manufacture of wines	0.031	0.046	0.141	0.120	0.113
Manufacture of malt liquors and malt	0.173	0.163	0.086	0.245	0.309
Manufacture of soft drinks & production of mineral waters	0.086	0.050	0.114	0.078	0.082
MANUFACTURE OF TOBACCO PRODUCTS	0.220	0.371	0.283	0.364	0.215
Manufacture of tobacco products.....	0.220	0.371	0.283	0.364	0.215
MANUFACTURE OF TEXTILES	0.056	0.042	0.031	0.035	0.039
Spinning, weaving and finishing of textiles	0.044	0.024	0.016	0.023	0.040
Manufacture of cordage, rope, twine and netting	0.148	0.188	0.171	0.154	0.019
Knitting mills	0.136	0.149	0.186	0.154	0.008
MANUFACTURE OF WEARING APPAREL, EXCEPT FUR APPAREL....	0.005	-0.160	-0.040	-0.005	-0.051
Manufacture of wearing apparel except fur apparel...	0.005	-0.160	-0.040	-0.005	-0.051
TANNING AND DRESSING OF LEATHER; MANUFACTURE OF FOOTWEAR, LUGGAGE AND HANDBAGS	0.200	0.096	0.156	0.085	0.063
Tanning and dressing of leather, luggage and handbags	0.215	0.079	0.167	0.073	0.046
Manufacture of footwear.....	0.156	0.142	0.135	0.109	0.110
MANUFACTURE OF WOOD AND OF PRODUCTS OF WOOD AND CORK, EXCEPT FURNITURE	0.302	0.239	0.178	0.168	0.243
Manufacture of wood and of products of wood and cork, except furniture.....	0.302	0.239	0.178	0.168	0.243
MANUFACTURE OF PAPER, PAPER PRODUCTS AND PRINTING.....	0.224	0.237	0.234	0.262	0.241
Manufacture of paper and paper products.....	0.222	0.194	0.124	0.185	0.168
Publishing and printing services.....	0.226	0.269	0.283	0.300	0.284
MANUFACTURE OF CHEMICALS AND CHEMICAL PRODUCTS.....	0.177	0.276	0.124	0.193	0.157
Manufacture of basic chemicals, except fertilizers and nitrogen compounds.....	-0.382	-0.282	-0.112	0.204	0.227
Manufacture of paints, varnishes and mastics	0.231	0.248	0.207	0.200	0.186

RATIO OF OPERATING SURPLUS TO GROSS VALUE OF PRODUCTION BY INDUSTRIAL GROUP - PUBLIC AND PRIVATE
1996/1997 (1989 E.F.Y) - 2000/2001 (1993 E.F.Y)


TABLE 5.22(Contd..)

INDUSTRIAL GROUP	1989	1990	1991	1992	1993
Manufacture of pharmaceuticals, medicinal chemicals and botanical products.....	0.325	0.497	0.139	0.261	0.120
Manufacture of soap and detergents cleaning and polishing, perfumes and toilet preparations.....	0.148	0.147	0.087	0.145	0.146
Manufacture of chemical products n.e.c.	0.157	0.059	0.206	0.191	0.079
MANUFACTURE OF RUBBER AND PLASTIC PRODUCTS.....	0.192	0.186	0.217	0.207	0.242
Manufacture of rubber products.....	0.115	0.179	0.230	0.246	0.286
Manufacture of plastic products.....	0.264	0.193	0.207	0.165	0.203
MANUFACTURE OF OTHER NON-METALLIC MINERAL PRODUCTS ...	0.276	0.273	0.231	0.259	0.237
Manufacture of glass and glass products.....	0.421	0.338	0.376	0.246	0.314
Manufacture of structural clay products	0.194	0.138	0.135	0.137	0.147
Manufacture of cement, lime and plaster	0.284	0.305	0.251	0.299	0.279
Manufacture of articles of concrete, cement and plaster	0.241	0.214	0.201	0.191	0.152
Manufacture of non-metallic mineral products n.e.c..	0.247	0.147	0.121	0.144	0.064
MANUFACTURE OF BASIC IRON AND STEEL.....	0.165	0.112	0.115	0.156	0.084
Manufacture of basic iron and steel.....	0.165	0.112	0.115	0.156	0.084
MANUFACTURE OF FABRICATED METAL PRODUCTS EXCEPT MACHINERY AND EQUIPMENT	0.196	0.125	0.158	0.148	0.126
Manufacture of structural metal products, tanks, reservoirs and containers of metal	0.217	0.054	0.093	0.110	0.113
Manufacture of cutlery, hand tools and general hardware	0.121	0.094	0.080	0.038	0.078
Manufacture of other fabricated metal products	0.214	0.149	0.199	0.183	0.136
MANUFACTURE OF MACHINERY AND EQUIPMENT N.E.C.	0.134	0.129	0.065	0.152	0.229
Manufacture of pumps, compressors, taps and valves..	0.226	-	-	-	-
Manufacture of ovens, furnaces and furnace burners..	0.314	0.149	0.113	0.169	0.100
Manufacture of other general purpose machinery.....	0.196	0.106	0.085	0.159	-
Manufacture of machinery for food and beverage processing	0.105	0.231	0.156	0.149	0.259
Manufacture of accumulators, primary cells and and primary batteries	-2.463	-0.521	-0.513	0.088	0.088
MANUFACTURE OF MOTOR VEHICLES	0.159	0.039	0.100	0.195	0.152
Manufacture of bodies for motor vehicles.....	0.158	0.038	0.097	0.194	0.152
Manufacture of parts and accessories for motor vehicles and their engines.....	0.346	0.176	0.738	0.659	0.243
MANUFACTURE OF FURNITURE; MANUFACTURING N.E.C.	0.206	0.198	0.141	0.146	0.134
Manufacture of furniture; manufacturing n.e.c.....	0.206	0.198	0.141	0.146	0.134
T O T A L	0.199	0.160	0.189	0.206	0.203

PART VI

**STATISTICAL TABLES ON ELECTRICITY
INDUSTRIES**

1996/97 – 2000/2001 (1989 – 1993 E.F.Y.)



NUMBER OF EMPLOYEES BY OCCUPATIONAL GROUP AND SEX IN ELECTRICITY INDUSTRY
1989 -1993 E.F.Y (1996/97 - 2000/2001 G.C)

TABLE 6.1

OCCUPATIONAL GROUP	NUMBER OF EMPLOYEES*											
	1989			1990			1991			1992		
	MALE	FEMALE	TOTAL	MALE	FEMALE	TOTAL	MALE	FEMALE	TOTAL	MALE	FEMALE	TOTAL
ADMINISTRATIVE, PROFESSIONAL AND TECHNICAL EMPLOYEES	1262	38	1300	1263	38	1301	1242	37	1279	1266	38	1304
CLERICAL AND SALES WORKERS	1487	622	2109	1489	622	2111	1465	606	2071	1492	615	2107
SKILLED PRODUCTION WORKERS	577	79	656	578	79	657	569	77	646	579	78	657
SEMI-SKILLED WORKERS	1675	46	1721	1677	46	1723	1650	45	1695	1680	46	1726
UNSKILLED WORKERS	2132	435	2567	2134	435	2569	2098	424	2522	2139	430	2569
TOTAL	7133	1220	8353	7141	1220	8361	7024	1189	8213	7156	1207	8363

*Excludes number of casual workers

NUMBER OF EMPLOYEES* BY WAGES AND SALARIES GROUP AND SEX IN ELECTRICITY INDUSTRY
1989 - 93 E.F.Y. (1996/97-2000/2001 G.C.)

TABLE 6.2

GROSS SALARY GROUP	NUMBER OF EMPLOYEES											
	1989			1990			1991			1992		
	MALE	FEMALE	TOTAL	MALE	FEMALE	TOTAL	MALE	FEMALE	TOTAL	MALE	FEMALE	TOTAL
105-204	498	208	706	535	214	749	612	194	806	642	193	835
205-304	887	84	971	885	91	976	530	69	599	596	83	679
305-504	1317	239	1556	1422	240	1662	1193	494	1387	1257	199	1456
505-704	2115	308	2423	2077	297	2374	1766	265	2031	1747	269	2016
705-1004	1702	324	2026	1632	322	1954	1998	361	2359	1991	358	2349
1005-1304	522	50	572	500	49	549	713	90	803	710	90	800
1305-2000	89	6	95	87	6	93	196	13	209	197	12	209
OVER 2000	3	1	4	3	1	4	16	3	19	16	3	19
TOTAL	7133	1220	8353	7141	1220	8361	7024	1189	8213	7156	1207	8363

* Refers to the number of permanent employees in the month of June according to Ethiopian Fiscal Year.

WAGES AND SALARIES* PAID BY OCCUPATIONAL GROUP IN ELECTRICITY INDUSTRY
1989 - 93 E.F.Y. (1996/97-2000/2001 G.C.)

TABLE 6.3

(IN '000 BIRR)

OCCUPATIONAL GROUP	1989	1990	1991	1992	1993
ADMINISTRATIVE, PROFESSIONAL AND TECHNICAL EMPLOYEES	13460	14563	15130	16341	17223
CLERICAL AND SALES WORKERS	13398	14495	15059	16266	17135
SKILLED PRODUCTION WORKERS	12552	13580	14108	15238	16048
SEMI-SKILLED WORKERS	12618	13652	14183	15319	16135
UNSKILLED WORKERS	15986	17295	17968	19407	20441
TOTAL	68014	73585	76448	82571	86982

* Includes Wages of Casual Workers

INSTALLED GENERATING CAPACITY AND ELECTRICITY PRODUCTION
1989 - 93 E.F.Y. (1996/97-2000/2001 G.C.)

TABLE 6.4

YEAR	INSTALLED GENERATING CAPACITY (KW)				ELECTRICITY PRODUCTION ('000 KWH)			
	HYDRO	THERMAL	GEOTHERMAL	TOTAL	HYDRO	THERMAL	GEOTHERMAL	TOTAL
1984	372414	28456	-	400870	1126814	20081	-	1146895
1985	377414	33077	-	410491	1251075	26912	-	1277987
1986	378214	35612	-	413826	1350367	44612	-	1394979
1987	378030	33457	-	411487	1416434	35576	-	1452010
1988	377750	41453	-	419203	1507455	42441	-	1549896
1989	377750	38307	-	416057	1566375	47776	-	1614151
1990	377750	40707	-	418457	1579495	48749	-	1628244
1991	377750	36451	7300	421501	1606168	20622	26299	1653089
1992	377750	35857	7300	420907	1645820	23016	19993	1688829
1993	450750	35524	7300	493574	1789829	17091	5074	1811994

QUANTITY OF ELECTRICITY SOLD AND REVENUE FROM SALES BY TYPE OF TARIFF
1987 - 1991 E.F.Y. (1994/95 - 1998/99 G.C.)

TABLE 6.5

TYPE OF TARIFF	1989		1990		1991		1992		1993	
	ELECTRICITY SOLD		ELECTRICITY SOLD		ELECTRICITY SOLD		ELECTRICITY SOLD		ELECTRICITY SOLD	
	('000 KWH)	('000 BIRR)	('000 KWH)	('000 BIRR)	('000 KWH)	('000 BIRR)	('000 KWH)	('000 BIRR)	('000 KWH)	('000 BIRR)
DOMESTIC	573629	126478	524079	150147	498858	174955	506081	175980	520635	183463
COMMERCIAL	189922	82037	278065	146304	304116	189549	328331	202218	338736	211484
STREET LIGHTIN	7935	2704	9311	3292	11035	4703	9333	3982	10716	4560
INDUSTRIAL	551120	151462	547045	210987	518323	245182	532005	246476	542043	253903
TOTAL	1322606	362681	1358500	510730	1332332	614389	1375750	628656	1412130	653410

**GROSS REVENUE FROM SALES, TOTAL INTERMEDIATE COST AND
VALUE ADDED IN ELECTRICITY INDUSTRY**
1989 - 93 E.F.Y. (1996/97-2000/2001 G.C.)

TABLE 6.6

(IN '000 BIRR)

YEAR	GROSS REVENUE FROM SALES	TOTAL INTERMEDIATE COST	VALUE ADDED
	1	2	3 = (1-2)
1989	432985	144047	288938
1990	646044	155049	490995
1991	723052	189006	534046
1992	745198	104730	640468
1993	743359	111492	631867

VALUE OF FIXED ASSETS BY TYPE IN ELECTRICITY INDUSTRY
1989 - 93 E.F.Y. (1996/97-2000/2001 G.C.)

TABLE 6.7

(IN ' 000 BIRR)

TYPE OF FIXED ASSETS	1989	1990	1991	1992	1993
RESIDENTIAL & NON - RESIDENTIAL					
BUILDINGS	162927	146997	128957	126523	174752
OTHER CONSTRUCTION & WORKS	296846	294561	283076	1832870	2092685
MACHINERY & EQUIPMENT	949504	952000	939512	1813473	2491194
VEHICLES	15728	8879	14254	39153	55199
OTHERS	1569	1607	1720	2934	8395
TOTAL	1426574	1404044	1367519	3814953	4822225


INVESTMENT IN FIXED ASSETS BY TYPE OF FIXED ASSETS IN ELECTRICITY INDUSTRY
1989 - 93 E.F.Y. (1996/97-2000/2001 G.C.)

TABLE 6.8

(IN ' 000 BIRR)

TYPE OF FIXED ASSETS	1989	1990	1991	1992	1993
RESIDENTIAL & NON - RESIDENTIAL					
BUILDINGS	22220	1483	-	3289	25328
OTHER CONSTRUCTION & WORKS	30962	4490	-	886348	1126889
MACHINERY & EQUIPMENT	163952	38034	25005	784247	491738
VEHICLES	2092	5276	11166	37339	28159
OTHERS	-	400	555	1631	816
TOTAL	219226	49683	36726	1712854	1672930

ANNEX : SURVEY QUESTIONNAIRE



CONFIDENTIAL
FOR STATISTICAL USE ONLY

FOR OFFICE USE ONLY
QUEST. (MI) _____

NAME OF ESTABLISHMENT _____

ISIC _____

SR. NO. _____

**THE FEDERAL DEMOCRATIC REPUBLIC OF
ETHIOPIA
CENTRAL STATISTICAL AUTHORITY**

**ANNUAL SURVEY OF MANUFACTURING
INDUSTRY
(19....)**

10 15

10 15

10 15

SURVEY OF LARGE AND MEDIUM SCALE MANUFACTURING INDUSTRIES

ITEM 1 - IDENTIFICATION PARTICULARS

1.1 ADDRESS OF THE ESTABLISHMENT

1	2	3	4	5	6	7	8
KILLIL	ZONE	WEREDA	TOWN	HIGHER	KEBELE	HOUSE NO.	SURVEY YEAR
<div style="border: 1px solid black; width: 100%; height: 15px;"></div>	<div style="border: 1px solid black; width: 100%; height: 15px;"></div>	<div style="border: 1px solid black; width: 100%; height: 15px;"></div>	<div style="border: 1px solid black; width: 100%; height: 15px;"></div>	<div style="border: 1px solid black; width: 100%; height: 15px;"></div>	<div style="border: 1px solid black; width: 100%; height: 15px;"></div>	<div style="border: 1px solid black; width: 100%; height: 15px;"></div>	<div style="border: 1px solid black; width: 100%; height: 15px;"></div>

9	10	11	12
ISIC NO. (FOR OFFICE USE)	REGISTERED NAME OF ESTABLISHMENT/OWNER	EST.NO (FOR OFFICE USE)	TELEPHONE NO.
<div style="border: 1px solid black; width: 100%; height: 15px;"></div>	<div style="border: 1px solid black; width: 100%; height: 15px;"></div>	<div style="border: 1px solid black; width: 100%; height: 15px;"></div>	<div style="border: 1px solid black; width: 100%; height: 15px;"></div>

1.2 ADDRESS OF HEAD OFFICE IF SEPARATE FROM FACTORY

1	2	3	4	5	6	8	9
KILLIL	ZONE	WEREDA	TOWN	HIGHER	KEBELE	TELEPHONE NO.	P.O.BOX NO.
<div style="border: 1px solid black; width: 100%; height: 15px;"></div>	<div style="border: 1px solid black; width: 100%; height: 15px;"></div>	<div style="border: 1px solid black; width: 100%; height: 15px;"></div>	<div style="border: 1px solid black; width: 100%; height: 15px;"></div>	<div style="border: 1px solid black; width: 100%; height: 15px;"></div>	<div style="border: 1px solid black; width: 100%; height: 15px;"></div>	<div style="border: 1px solid black; width: 100%; height: 15px;"></div>	<div style="border: 1px solid black; width: 100%; height: 15px;"></div>

ITEM 2 - BASIC INFORMATION ABOUT THE ESTABLISHMENT

<p>2.1 MAJOR PRODUCTS OF THE ESTABLISHMENT (ENUMERATE IN ORDER OF THEIR VALUE OF SALES)</p> <p>_____</p> <p>2.2 IF MULTI-ESTABLISHMENT ENTERPRISE, NUMBER OF ESTAB.</p> <p>2.3 DATE OF COMMENCEMENT OF OPERATION (IN ETHIOPIAN CALENDAR YEAR)</p> <p>2.4 DO YOU KEEP BOOKS OF ACCOUNTS? YES = 1 NO = 2 (IF YES ATTACH DETAILED STATEMENT OF ACCOUNTS)</p> <p>2.5 IF THE ANSWER IS YES TO 2.4 STATE ACCORDING TO WHICH CALENDAR YEAR YOUR ACCOUNTS AND BOOKS ARE BEING KEPT</p> <p>ETHIOPIAN FISCAL YEAR (YEAR ENDING JULY 7) =1</p> <p>ETHIOPIAN CALENDAR YEAR (YEAR ENDING SEPT. 10) =2</p> <p>GREGORIAN CALENDAR YEAR (YEAR ENDING DEC. 31) =3</p> <p>OTHERS (SPECIFY) _____ =4</p>	<div style="text-align: center;">1</div> <div>2.2 <div style="border: 1px solid black; width: 20px; height: 15px; display: inline-block;"></div></div> <div style="text-align: center;">2</div> <div>2.3 <div style="border: 1px solid black; width: 40px; height: 15px; display: inline-block;"></div></div> <div style="text-align: center;">3</div> <div>2.4 <div style="border: 1px solid black; width: 20px; height: 15px; display: inline-block;"></div></div> <div style="text-align: center;">4</div> <div>2.5 <div style="border: 1px solid black; width: 20px; height: 15px; display: inline-block;"></div></div>
---	---

2.6 TYPE OF OWNERSHIP

PRIVATE/CO-OPERATIVE =1 PUBLIC
PUBLIC AND PRIVATE =3 % SHARE

2.7 IF THE ANSWER TO 2.7 IS CODE 1 1 OR 3 WHAT IS THE LEGAL FORM OF ORGANIZATION?

INDIVIDUAL PROPRIETOR =1
PARTNERSHIP =2
SHARE COMPANY =3
PRIVATE LIMITED COMPANY =4
CO-OPERATIVE =5
OTHER (SPECIFY) =6

2.8 NUMBER OF OWNERS OF THE ESTABLISHMENT BY SEX

2.9 PAID-UP CAPITAL BY OWNERSHIP AND SEX

1. ETHIOPIAN MALE BIRR
2. ETHIOPIAN FEMALE BIRR
3. NON-ETHIOPIAN BIRR
4. PUBLIC BIRR
5. OTHERS (SPECIFY) BIRR
6. TOTAL BIRR

2.10 NUMBER OF MONTHS THE ESTABLISHMENT OPERATED DURING 1993 E.F.Y.(2000/2001 G.C)

2.11 WHAT WERE THE THREE MAJOR PROBLEMS THAT PREVENTED YOU FROM OPERATING FULL YEAR (ENUMERATE IN ORDER OF IMPORTANCE)

SHORTAGE OF RAW MATERIALS =1
SHORTAGE OF SPARE PARTS =2
GETTING MARKET/CUSTOMERS =3
LACK OF WORKING CAPITAL =4
SHORTAGE OF FOREIGN EXCHANGE =5
SHORTAGE OF ELECTRIC & WATER SUPPLY =6
REPEATED BREAKAGE OF MACHINERY =7
GOVERNMENT RULES & REGULATIONS =8
OTHERS (SPECIFY) =9

2.12 OWNERSHIP OF NON-RESIDENTIAL BUILDINGS

PRIVATELY OWNED =1
RENTED =2
OTHERS (SPECIFY) =3

2.13 IF PRIVATELY OWNED, WHAT WAS THE SOURCE OF OWNERSHIP?

INHERITED =1
PROVIDED FREE =2
BOUGHT/CONSTRUCTED BY THE ESTAB. =3
OTHER (SPECIFY) =4

2.6 5

6

2.8 7
MALE FEM. TOTAL

2.9 8
1. 9
2. 10
3. 11
4. 12
5. 13
6.

2.10 14

2.11 15

16

17

2.12 18

2.13 19

ITEM 3 NUMBER OF PERSONS ENGAGED AND WAGES AND SALARIES (IN BIRR)

3.1 NUMBER OF PERSONS ENGAGED IN 19---

SR. NO.	GENERAL OCCUPATION	NUMBER OF PERSONS ENGAGED AS OF THE LAST PAY PERIOD OF WORKING DAY IN 19---												PERSON/ MONTHS	WAGES
		MESKEREM			TAHSAS			MEGABIT			SENE				
		ETHIOPIAN		FOR.	ETHIOPIAN		FOR.	ETHIOPIAN		FOR.	ETHIOPIAN		FOR.		
		MALE	FEMALE		MALE	FEMALE		MALE	FEMALE		MALE	FEMALE			
1	2	3	4	5	6	7	8	9	10	11	12	13	14	15	16
1	UNPAID WORKING PROPRIETORS, ACTIVE PARTNERS AND FAMILY WORKERS														
2	UN-PAID APPERENTICES														
3	ADMINISTRATIVE, TECHNICAL EMPLOYEES, CLERICAL AND OFFICE WORKERS														
4	PRODUCTION WORKERS														
5	PAID APPERENTICES														
6	SEASONAL & TEMPORARY WORKERS														
7	TOTAL														

NB:-SR.NO 3 AND 4 SHOULD INCLUDE ONLY PERMANENT EMPLOYEES

3.2 WAGES AND SALARIES AND OTHER EMPLOYEE BENEFITS PAID (IN BIRR) IN 19----

SR. NO.	GENERAL OCCUPATION	GROSS ANNUAL WAGES AND SALARIES PAID*				EMPLOYEES BENEFITS		ESTABLISHMENTS CONTRIBUTION ON BEHALF OF EMPLOYEES TO PENSION, LIFE AND CASUALTY INSURANCE SCHEMES	NO. OF S H I F T S	HRS. PER DAY	M O N T H S	NO. OF WORKERS PER SHIFT
		ETHIOPIAN		FOREIGNERS	TOTAL	COMMISSION, BONUSES, PROFESSIONAL AND HARDSHIP ALLOWANCES (EXCLUDING CAR ALLOWANCE AND PERDIEM)	ACTUAL COST TO THE ESTABLISHMENT OF FOOD, LODGING, MEDI- CAL & OTHER BENEFITS PROVIDED TO EMPLOY- EES FREE OF CHARGE					
		MALE	FEMALE									
1	2	3	4	5	6=(3+4+5)	7	8	9	10	11	12	13
1	PAID APPRENTICES											
2	ADMINISTRATIVE, TECHNICAL EMPLOYEES, CLERICAL & OFF. WORKERS											
3	PRODUCTION WORKERS											
4	TOTAL											

* HERE WAGES AND SALARIES FOR SEASONAL AND TEMPORARY WORKERS SHOULD BE EXCLUDED.

3.3 NUMBER OF PERMANENT EMPLOYEES BY BASIC SALARY GROUP*

SR. NO.	SEX	UNDER 75	75 AND UNDER 105	105 AND UNDER 150	150 AND UNDER 200	200 AND UNDER 250	250 AND UNDER 300	300 AND UNDER 400	400 AND UNDER 500	500 AND UNDER 700	700 AND UNDER 1000	1000 AND UNDER 1500	1500 AND UNDER 2000	2000 AND OVER	TOTAL
1	2	3	4	5	6	7	8	9	10	11	12	13	14	15	16
1	MALE														
2	FEMALE														
3	TOTAL														

* NUMBER OF PERMANENT EMPLOYEES BY SEX & BASIC SALARY GROUP COULD BE COMPILED FROM THE PAYROLL OF LAST PERIOD OF WORKING DAY IN SENE.

4.1 PRODUCTS AND SALES

* TOTAL VALUE OF PRODUCTION AND SALES SHOULD INCLUDE SALES TAX.

[illegible]

ITEM 5 - VALUE OF STOCKS (IN BIRR) IN 19----

SR. NO.	TYPE OF STOCK	BEGINNING OF THE YEAR	END OF THE YEAR	DIFFERENCE (END YEAR - BEG. YEAR)
1	2	3	4	5=4-3
1	FINISHED GOODS			
2	SEMI-FINISHED GOODS			
3	RAW MATERIALS			

ITEM 6 - COST AND QUANTITY OF RAW MATERIALS, PARTS AND CONTAINERS USED AND PAYMENTS FOR OTHER VARIOUS EXPENSES (IN BIRR) IN 19----

6.1 COST AND QUANTITY OF RAW MATERIALS, PARTS AND CONTAINERS USED (VALUE IN BIRR) IN 19---

SR. NO.	DESCRIPTION OF PRINCIPAL RAW MATERIALS, PARTS & CONTAINERS USED	U/M	RAW MATERIAL CODE	U/M CODE	LOCAL		IMPORTED		TOTAL	
					QUANTITY	VALUE	QUANTITY	VALUE	QUANTITY	VALUE
1	2	3	4	5	6	7	8	9	10=6+8	11=7+9
0 1										
0 2										
0 3										
0 4										
0 5										
0 6										
0 7										
0 8	SPARE PARTS									
0 9	AUXILIARY MATERIALS									
1 0	TOTAL									

N.B: ONLY THE PRINCIPAL RAW MATERIALS USED IN THE REFERENCE YEAR SHOULD BE DESCRIBED IN THE SPACES PROVIDED.
VALUE OF PARTS & CONTAINERS USED AND OTHER NON-PRINCIPAL MATERIALS SHOULD BE INCLUDED UNDER AUXILIARY MATERIALS.

6.2 OTHER INDUSTRIAL COSTS (VALUE IN BIRR) IN 19----

SR. NO.	TYPE	U/M	UNIT CODE	QUANTITY	VALUE OF FUEL & LUBRICATING OIL	ELECTRICITY		WOOD AND CHARCOAL FOR ENERGY	OTHER EXPENSES				TOTAL
						(KWH) CONSUMED	VALUE		WATER CONSUMED	COST OF CONTRACT WORK DONE BY OTHERS FOR THIS ESTAB.	COST OF GOODS BOUGHT AND RESOLD	COST OF REPAIR & MAIN- TENANCE WORK DONE BY OTHERS FOR THE ESTAB.	
1	2	3	4	5	6	7	8	9	10	11	12	13	(14=6+8+9+10+12+13)
1	FUEL OIL												
2	DIESEL FUEL OIL												
3	OTHERS(SPECIFY)												
4	a.												
5	b.												
6	c.												
7	d.												
7	TOTAL												

6.3 OTHER NON-INDUSTRIAL EXPENSES (IN BIRR) IN 19----

SR NO.	LICENSE FEE	ADVERTISING	STATIONARY, TELE- PHONE MAILING EXPENSES	PAYMENTS FOR ACCOUNTING, LEGAL, COMMISSION, etc.	TRANSPORT COST	INTEREST PAID	BANK CHARGE PAID	DIVIDENDS PAID	RENT PAYABLE FOR RENTAL OF STRUCTURE AND EQUIPMENT	INSURANCE PREMIUM ON PROPERTY	AMORTIZATION
1	2	3	4	5	6	7	8	9	10	11	12
1											

OTHERS	TOTAL
13	14 = (2+3+4+...+12+13)

6.4 TAXES PAID (IN BIRR) IN 19----

SR NO.	INDIRECT TAXES PAID	INCOME TAX PAID ON PROFIT	TOTAL
1	2	3	4
1			

ITEM 7 - FIXED ASSETS AND INVESTMENT (IN BIRR) IN 19----

7.1 TYPE AND VALUE OF FIXED ASSETS

SR. NO.		FIXED ASSETS									
		BOOK VALUE BEGINNING OF THE YEAR		INVESTMENT FOR PURCHASE & CAPITAL REPAIR OF FIXED ASSETS		SOLD & DISPOSED DURING THE YEAR		DEPRECIATION DURING THE YEAR*		BOOK VALUE END OF THE YEAR	
1	2	3		4		5		6		7	
1	DWELLING HOUSES										
2	NON-RESIDENTIAL BUILDINGS										
3	OTHER CONSTRUCTION & WORKS										
4	MACHINERY & EQUIPMENT										
5	VEHICLES										
6	OTHERS (OFFICE FURNITURE AND FIXTURE, etc..)										
7	TOTAL										

* MAKE SURE THAT IN COLUMN 6 ONLY ANNUAL DEPRECIATION IS INCLUDED

7.2 ANNUAL INVESTMENT BY TYPE AND SOURCE

SR. NO.	SOURCE OF FINANCING	INVESTMENT IN FIXED ASSETS				WORKING CAPITAL			
1	2	3				4			
1	TOTAL DOMESTIC SOURCE								
2	OWN FUND								
3	BANK LOAN								
4	OTHERS								
5	FOREIGN SOURCE								
6	TOTAL								

9

**8.3 WHAT WERE THE THREE MAJOR PROBLEMS THAT PREVENTED
THE ESTABLISHMENT FROM OPERATING WITH FULL CAPACITY**

		CODE
SHORTAGE OF SUPPLY OF RAW MATERIALS	=1	
SHORTAGE OF SPARE PARTS	=2	1 <input type="checkbox"/>
GETTING MARKET/CUSTOMERS	=3	
LACK OF CREDIT FROM BANKS AND OTHER SOURCES	=4	2 <input type="checkbox"/>
LACK OF FOREIGN EXCHANGE	=5	3 <input type="checkbox"/>
LACK OF TECHNICAL KNOW HOW	=6	
OTHERS (SPECIFY) _____	=7	

**8.4 WHAT ARE THE THREE MAJOR PROBLEMS THAT ARE FACING
THE ESTABLISHMENT AT PRESENT**

		CODE
SHORTAGE OF SUPPLY OF RAW MATERIALS	=1	
SHORTAGE OF SPARE PARTS	=2	
DIFFICULT MARKET COMPETITION	=3	1 <input type="checkbox"/>
GETTING MARKET/CUSTOMERS	=4	
SHORTAGE OF WORKING CAPITAL	=5	
FREQUENT MACHINE BREAKAGE	=6	2 <input type="checkbox"/>
INCONVENIENT WORKING PLACE	=7	
PROBLEMS WITH WORKERS	=8	
GOVERNMENT RULES & REGULATIO	=9	3 <input type="checkbox"/>
NO PROBLEMS FACED	=10	
OTHERS (SPECIFY) _____	=11	

ITEM 9 - REMARKS

ITEM 10 - NAME OF PERSON TO CONTACT REGARDING THIS REPORT

I CERTIFY THAT THE PRECEDING INFORMATION IS COMPLETE AND CORRECT TO THE BEST OF MY KNOWLEDGE.

NAME _____	TITLE _____
SIGNATURE _____	TEL. NO. _____
DATE _____	OFFICIAL SEAL _____

ITEM 11 - NAME OF ENUMERATOR AND SUPERVISOR

NAME OF ENUMERATOR _____	SIGNATURE _____	DATE _____
NAME OF SUPERVISOR _____	SIGNATURE _____	DATE _____
HEAD OF STATISTICS (BRANCH OFF.) _____	SIGNATURE _____	DATE _____

ITEM 12 - NAME OF EDITOR AND VERIFIER

NAME OF EDITOR _____	SIGNATURE _____	DATE _____
NAME OF VERIFIER _____	SIGNATURE _____	DATE _____

