



Burkina Faso

The World Bank
Country Survey FY 2013

Report of Findings
February 2013

Table of Contents

I. Objectives	3
II. Methodology.....	3
III. Demographics of the Sample.....	5
IV. General Issues facing Burkina Faso	10
V. Overall Attitudes toward the World Bank	14
VI. Sectoral Effectiveness.....	18
VII. World Bank Knowledge and Instruments	22
VIII. How the World Bank Operates.....	31
IX. The Future Role of the World Bank in Burkina Faso	34
X. Communication and Openness.....	37
XI. Appendices.....	45



I. Objectives

This survey was designed to achieve the following objectives:

- Assist the World Bank in gaining a better understanding of how stakeholders in Burkina Faso perceive the Bank;
- Obtain systematic feedback from stakeholders in Burkina Faso regarding:
 - Their views regarding the general environment in Burkina Faso;
 - Their overall attitudes toward the World Bank in Burkina Faso;
 - Overall impressions of the World Bank's effectiveness and results, knowledge and research, and communication and information sharing in Burkina Faso; and
 - Perceptions of the World Bank's future role in Burkina Faso.
- Use data to help inform the Burkina Faso country team's strategy.

II. Methodology

In December 2012 and January 2013, 517 stakeholders of the World Bank in Burkina Faso were invited to provide their opinions on the Bank's assistance to the country by participating in a country survey. Participants in the survey were drawn from among the office of the President or Prime Minister; the office of a Minister; the office of a Parliamentarian; employees of a ministry, ministerial department, or implementation agency; consultants/contractors working on World Bank-supported projects/programs; project management units (PMUs) overseeing implementation of a project; local government officials or staff; bilateral agencies; multilateral agencies; private sector organizations; private foundations; the financial sector/private banks; NGOs; community-based organizations (CBOs); the media; independent government institutions; trade unions; faith-based groups; academia/research institutes/think tanks; and the judiciary branch. A total of 329 stakeholders participated in the country survey (64%).

Respondents received questionnaires via courier or email and returned them accordingly. Respondents were asked about: general issues facing Burkina Faso, their overall attitudes toward the Bank; the World Bank's effectiveness and results; the Bank's knowledge work and activities; working with the World Bank; the Bank's future role in Burkina Faso, and the Bank's communication and information sharing.

Every country that engages in the Country Survey must include specific indicator questions that will be aggregated for the Bank's annual Corporate Scorecard. These questions are identified throughout the survey report.

- A. General Issues facing Burkina Faso: Respondents were asked to indicate whether Burkina Faso was headed in the right or wrong direction, the most important development priorities, and which areas would contribute most to reducing poverty and generating economic growth in Burkina Faso.

II. Methodology (continued)

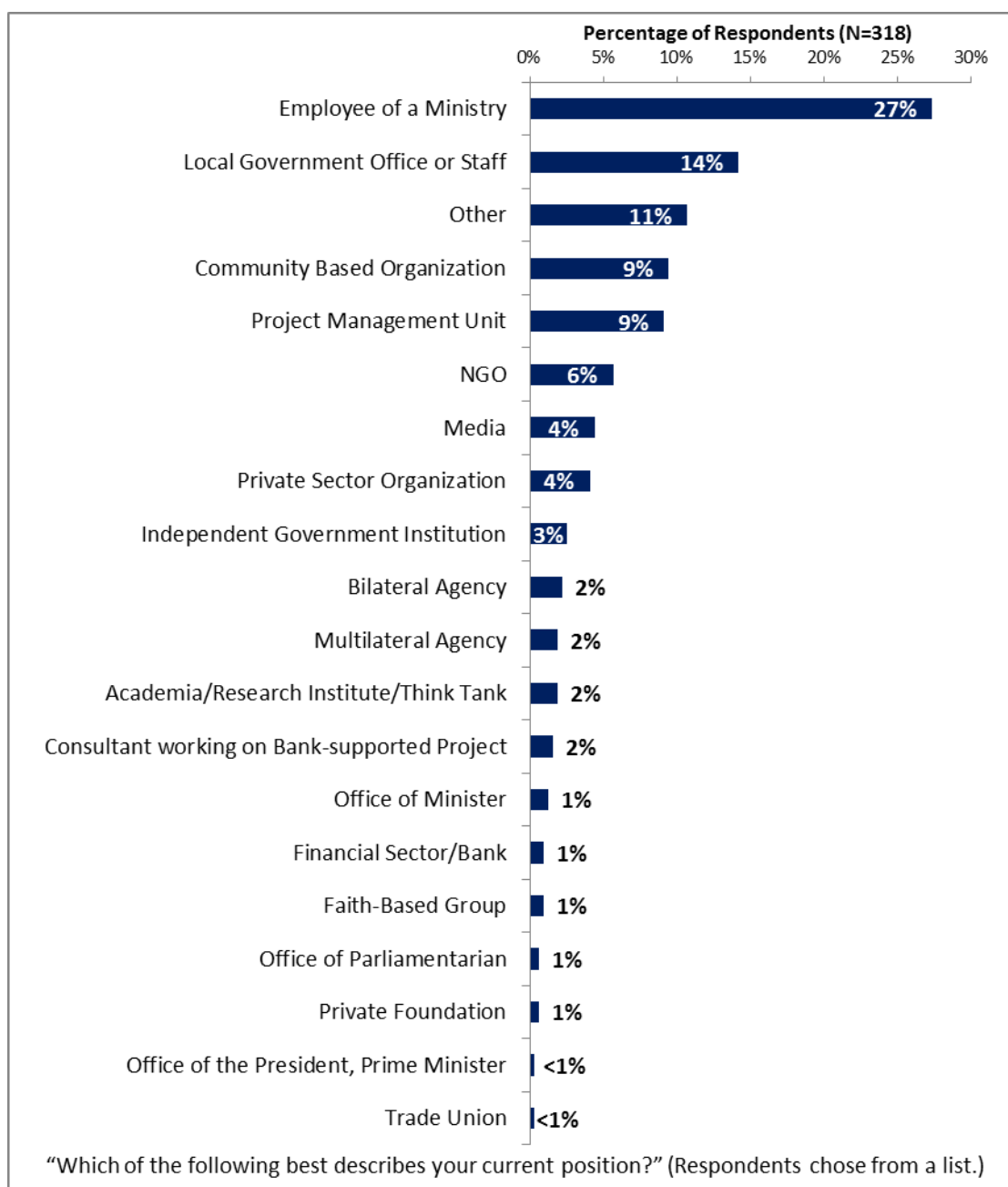
- B. Overall Attitudes toward the World Bank: Respondents were asked to rate their familiarity with the World Bank, the Bank's effectiveness in Burkina Faso, Bank staff preparedness, the extent to which the Bank should seek to influence the global development agenda, agreement with various statements regarding the Bank's work, and the extent to which the Bank is an effective development partner. Respondents were also asked to indicate the sectoral areas on which it would be most productive for the Bank to focus its resources, the Bank's greatest values and greatest weaknesses in its work, the most effective instruments in helping to reduce poverty in Burkina Faso, with which groups the Bank should work more in Burkina Faso, and how they attribute slow or failed reform efforts.
- C. World Bank Effectiveness and Results: Respondents were asked to rate the Bank's level of effectiveness across thirty-four development areas, the extent to which the Bank's work helps achieve sustainable development results in Burkina Faso, and the extent to which the Bank meets Burkina Faso's need for financial instruments and knowledge services.
- D. The World Bank's Knowledge Work and Activities (i.e., Analysis, Studies, Research, Data, Reports, Conferences): Respondents were asked to indicate how frequently they consult Bank knowledge work and activities in the work they do, the areas on which the Bank should focus its knowledge work and activities, and to rate the effectiveness and quality of the Bank's knowledge work and activities, including how significant a contribution it makes to development results and its technical quality.
- E. Working with the World Bank: Respondents were asked to rate their level of agreement with a series of statements regarding working with the Bank, such as the World Bank's "Safeguard Policy" requirements being reasonable and the Bank disbursing funds promptly.
- F. The Future Role of the World Bank in Burkina Faso: Respondents were asked to rate how significant a role the Bank should play in Burkina Faso's development in the near future and to indicate what the Bank should do to make itself of greater value in Burkina Faso.
- G. Communication and Information Sharing: Respondents were asked to indicate how they get information about economic and social development issues, how they prefer to receive information from the Bank, their access to the Internet, and their usage and evaluation of the Bank's website and PICs. Respondents were asked about their awareness of the Bank's Access to Information policy, past information requests from the Bank, and their level of agreement that they use more data from the World Bank as a result of the Bank's Open Data policy. Respondents were also asked to indicate their level of agreement that they know how to find information from the Bank and that the Bank is responsive to information requests.
- H. Background Information: Respondents were asked to indicate their current position, specialization, whether they professionally collaborate with the World Bank, their exposure to the Bank in Burkina Faso, and their geographic location.

In addition, when possible, responses from respondents completing this year's country survey were compared to responses from the 166 respondents (58% response rate) who completed the survey in FY 2009 and the 105 respondents (50% response rate) who completed the survey in FY 2004. Notations and/or charts are included when these comparisons were possible.

III. Demographics of the Sample

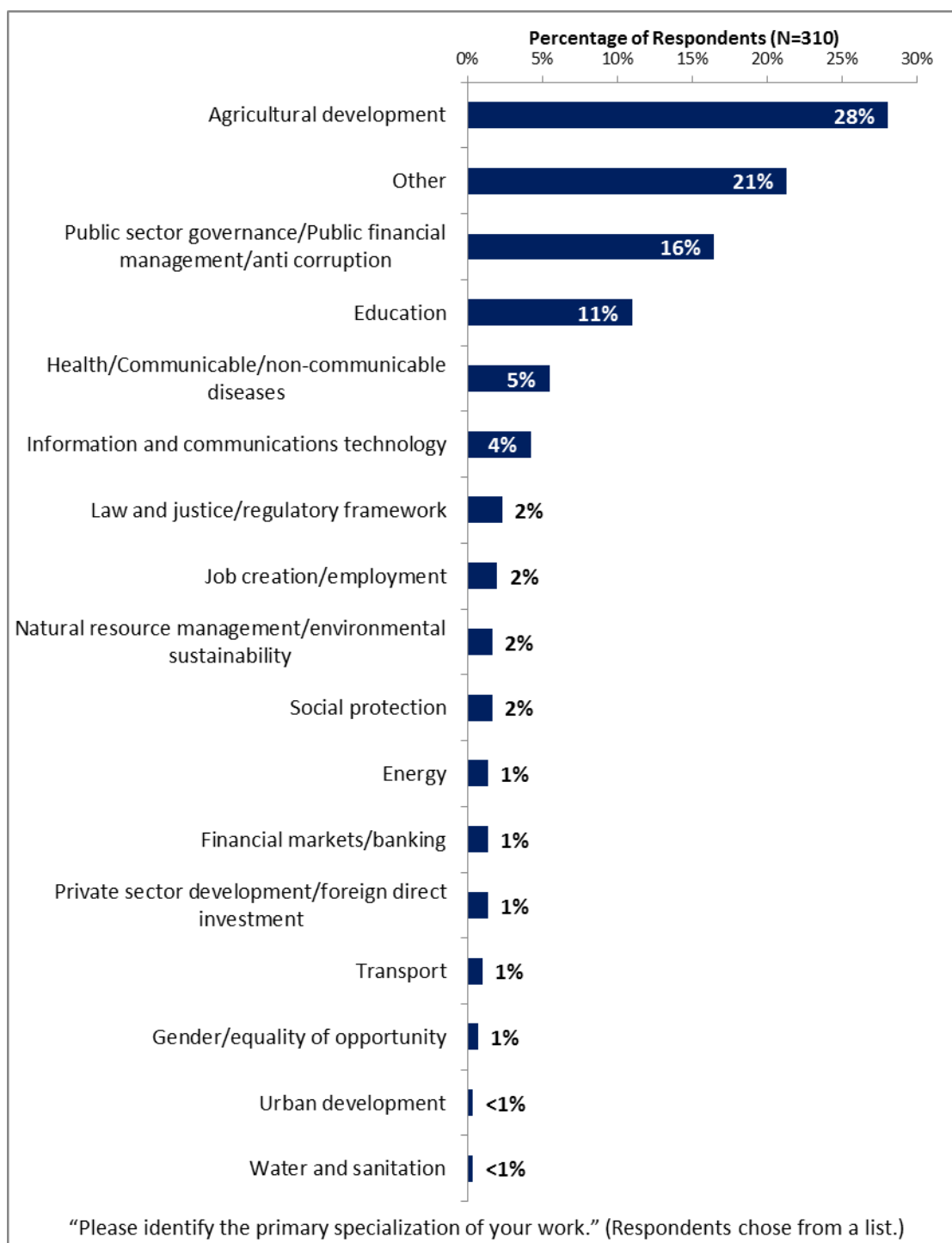
Current Position

- For further analyses, the small number of respondents from the office of a Minister were combined with those from the office of the President/Prime Minister, consultants working on Bank-supported projects were combined with those from PMUs, respondents from multilateral agencies were combined with those from bilateral agencies, respondents from the financial sector/private banks were combined with those from the private sector, respondents from private foundations, CBOs, NGOs, trade unions, and faith-based groups were combined into a “CSO” category, and the few academic respondents were included in the “Other” category.



III. Demographics of the Sample (continued)

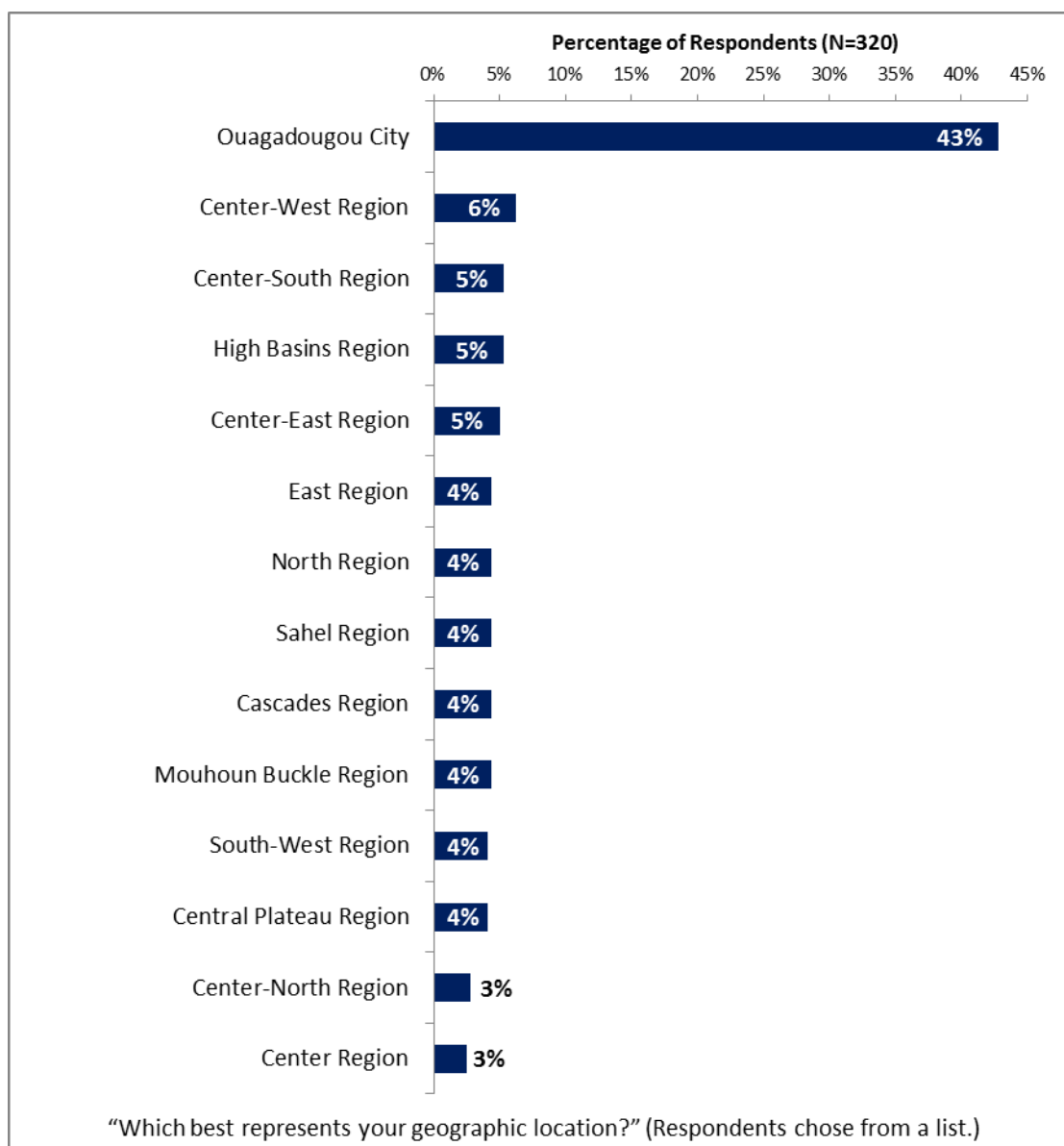
Area of Primary Specialization



III. Demographics of the Sample (continued)

Geographic Location

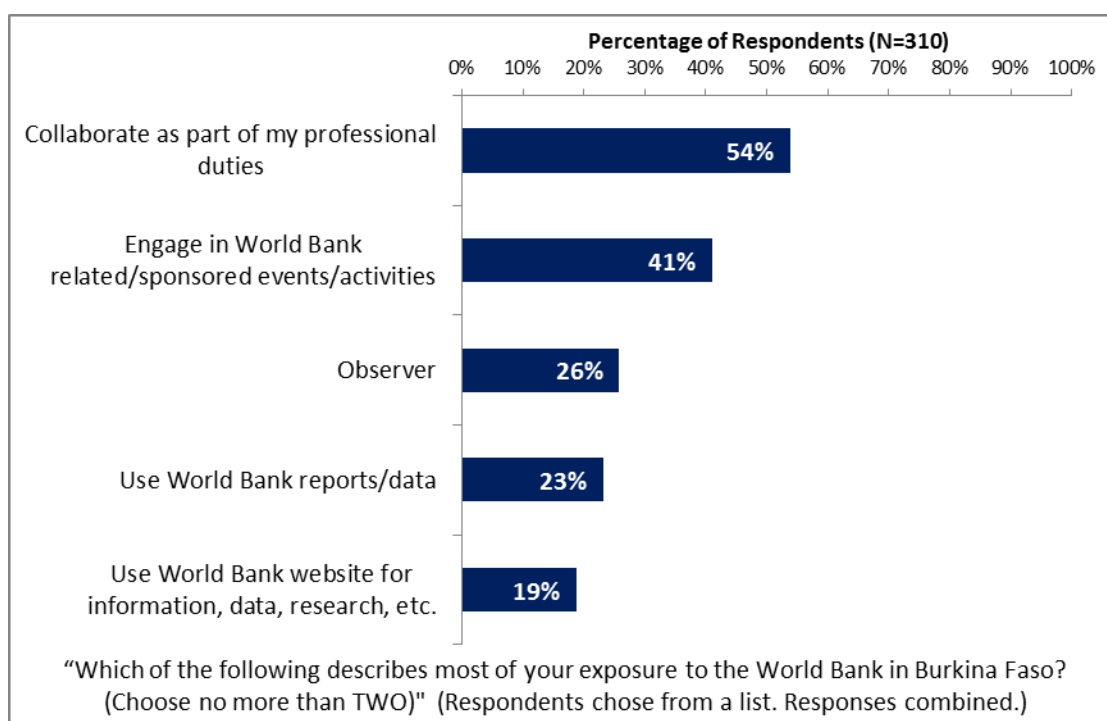
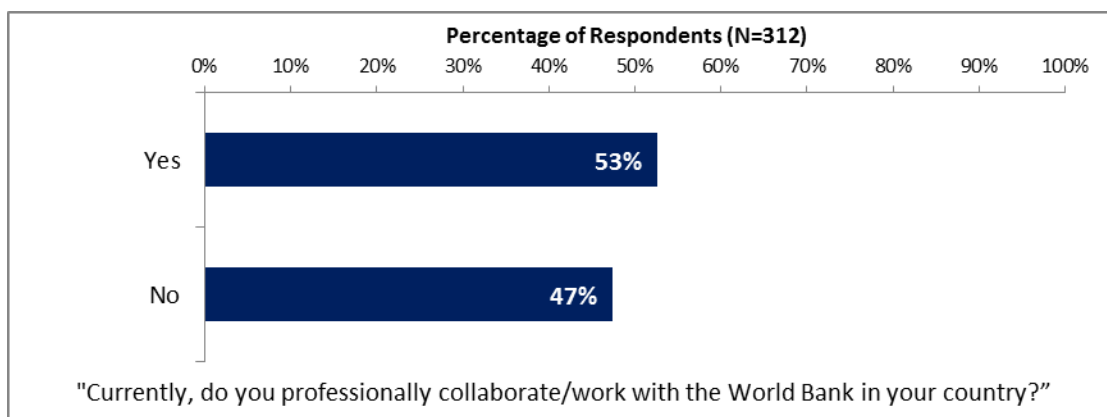
- For further analyses, respondents from regions outside Ouagadougou City were combined into an “Other Regions” category. Responses across geographic locations for all country survey questions can be found in the Appendix (see page 82). Only significant differences between geographic locations in response to indicator questions will be discussed in the body of this report.



III. Demographics of the Sample (continued)

Collaboration with and Exposure to the World Bank

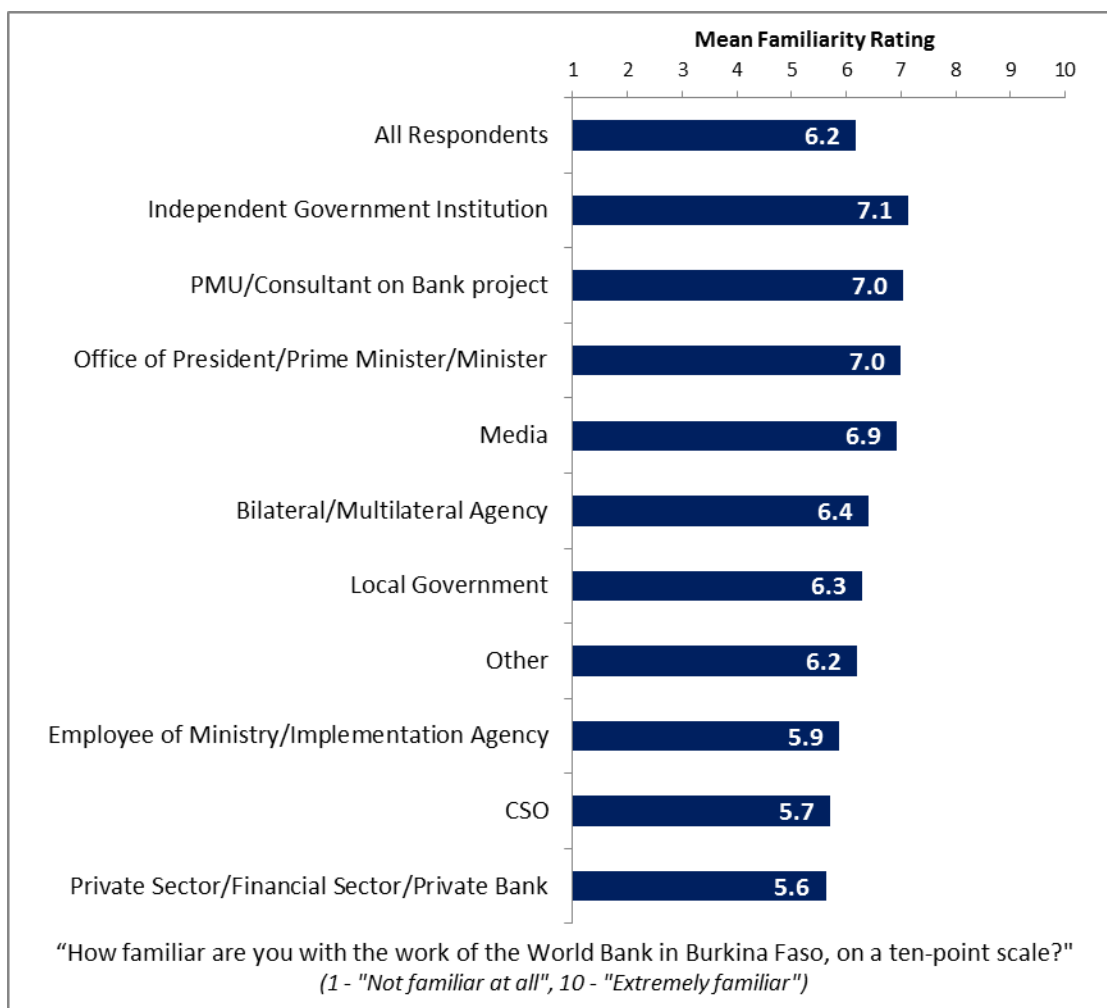
- Differences in responses to the indicator questions, based on levels of collaboration and exposure to the World Bank in Burkina Faso, can be found in the Appendix (page 97). Please note that where these two factors appear to have a significant relationship with overall views of the Bank, it is highlighted in yellow in that table.



III. Demographics of the Sample (continued)

Familiarity with the World Bank

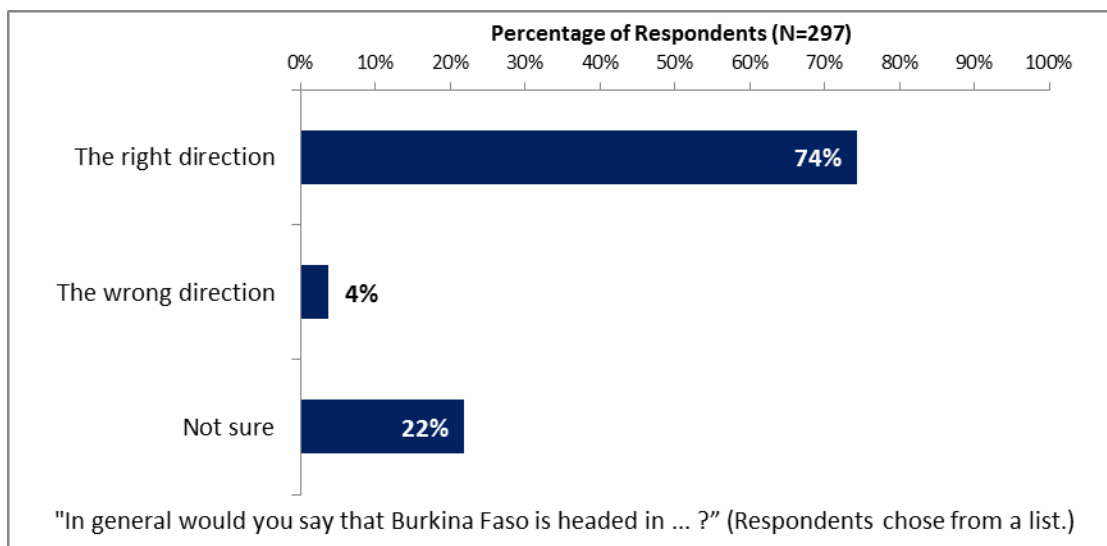
- Across all respondents, familiarity with the Bank received a mean rating of 6.2; this was significantly higher than the mean rating received in the FY '09 country survey (5.4), but significantly lower than the mean rating received in the FY '04 country survey (7.2).
 - Respondents from independent government institutions, PMUs/consultants on Bank projects, and those from the office of the President/Prime Minister/Minister and the media had the highest levels of familiarity with the World Bank whereas respondents from CSOs, the private sector/financial sector/private banks, and employees of ministries had significantly lower levels of familiarity.
 - Respondents across geographic locations had statistically similar levels of familiarity with the Bank.
 - It should be noted that respondents' ratings of familiarity with the Bank were significantly, strongly correlated with their perceptions of the Bank's overall effectiveness in Burkina Faso, and significantly, moderately correlated with the Bank's ability to help achieve sustainable development results, and the Bank's relevance to Burkina Faso's development.



IV. General Issues facing Burkina Faso

Headed in the Right Direction

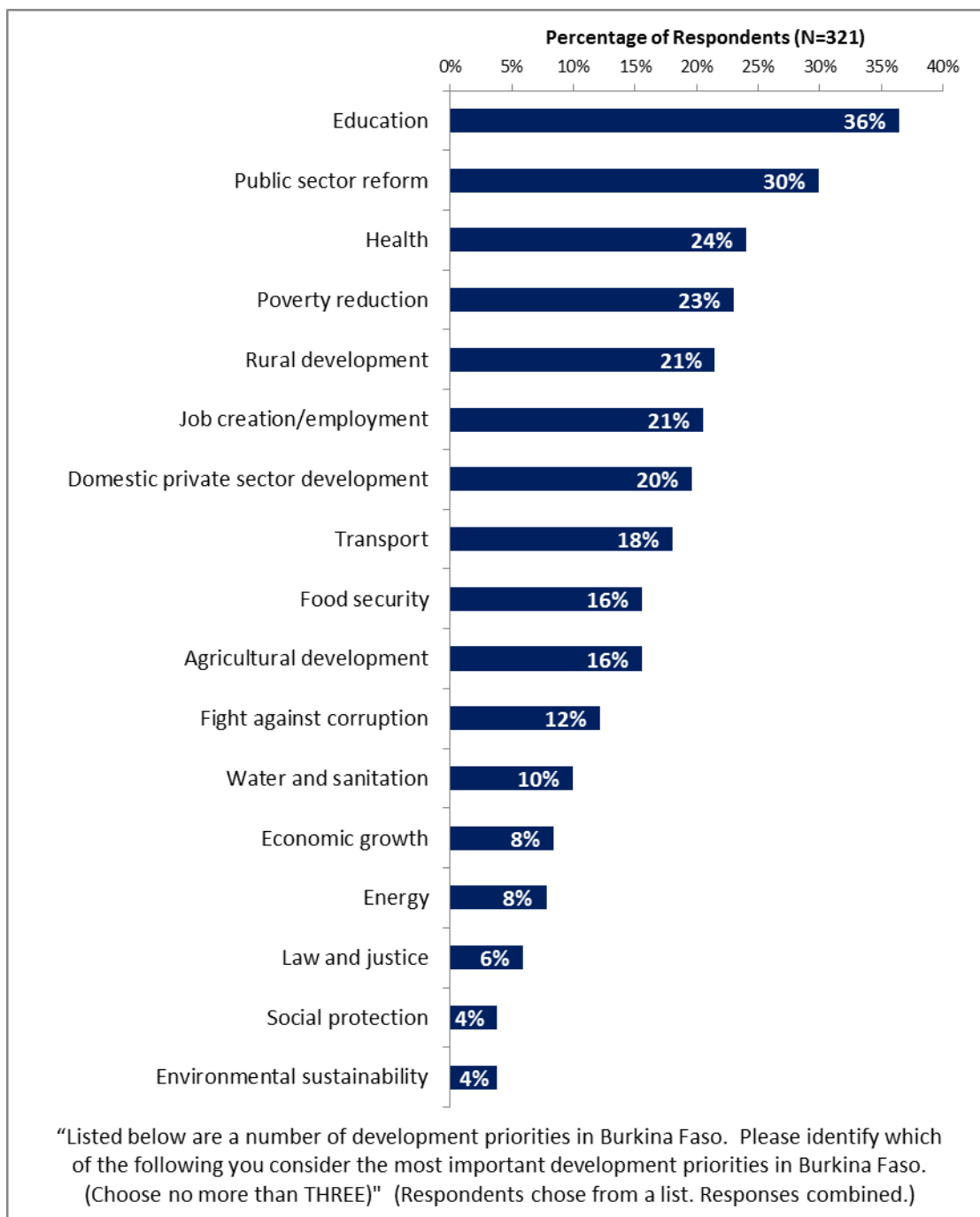
- When asked whether Burkina Faso was headed in the right or wrong direction, nearly three-quarters of all respondents indicated that Burkina Faso was headed in the right direction.



IV. General Issues facing Burkina Faso (continued)

Development Priorities

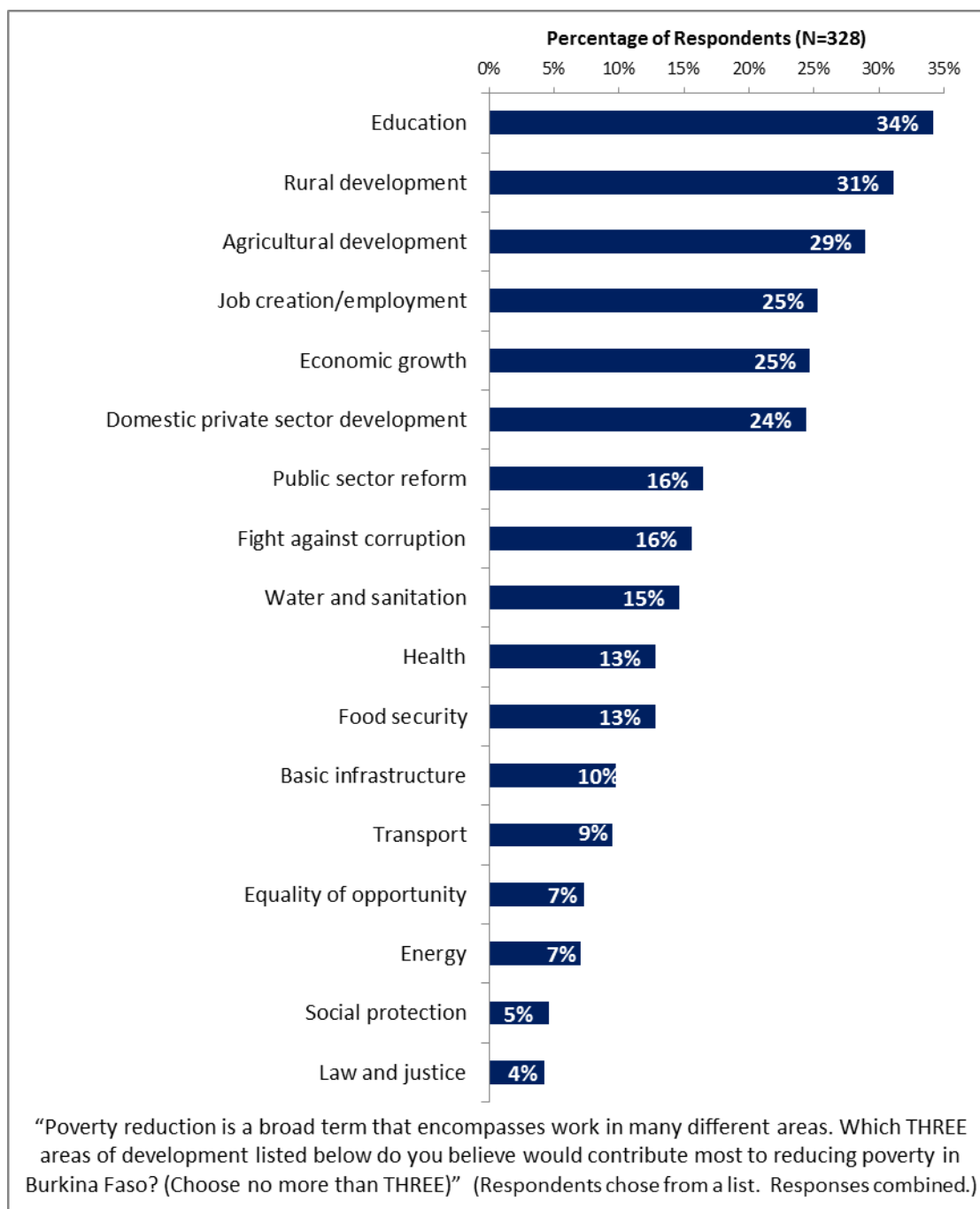
- Respondents in the FY '09 country survey indicated that government effectiveness/governance (32%), increasing access to education (30%), reducing poverty (26%), and economic growth (22%) were the most important development priorities facing Burkina Faso.



IV. General Issues facing Burkina Faso (continued)

Factors Contributing to Poverty Reduction

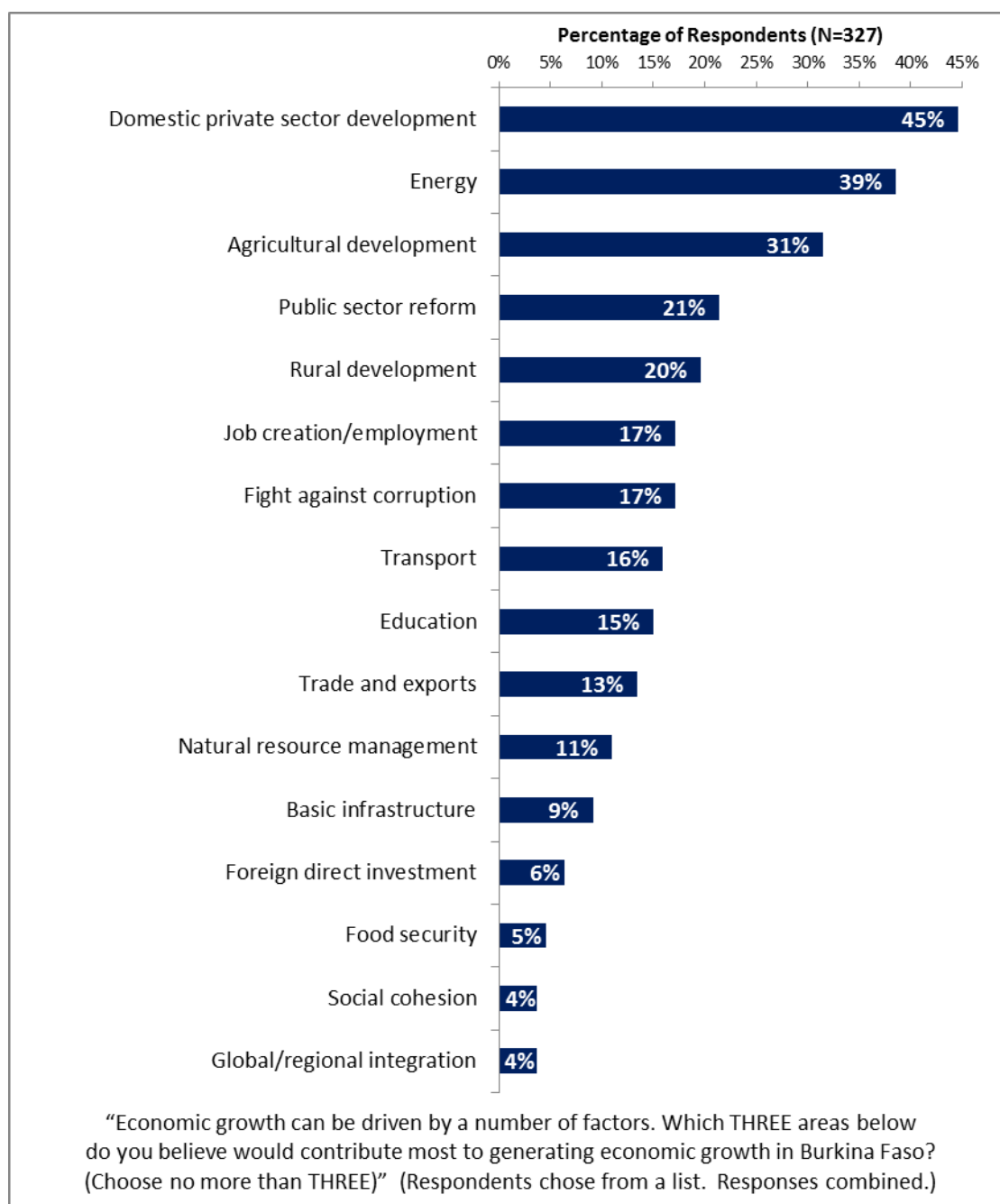
- Respondents in the FY '09 country survey indicated that agricultural development (47%) would contribute most to poverty reduction in Burkina Faso.



IV. General Issues facing Burkina Faso (continued)

Factors Contributing to Economic Growth

- Respondents in the FY '09 country survey indicated that increasing agricultural productivity (70%) would contribute most to generating economic growth in Burkina Faso.

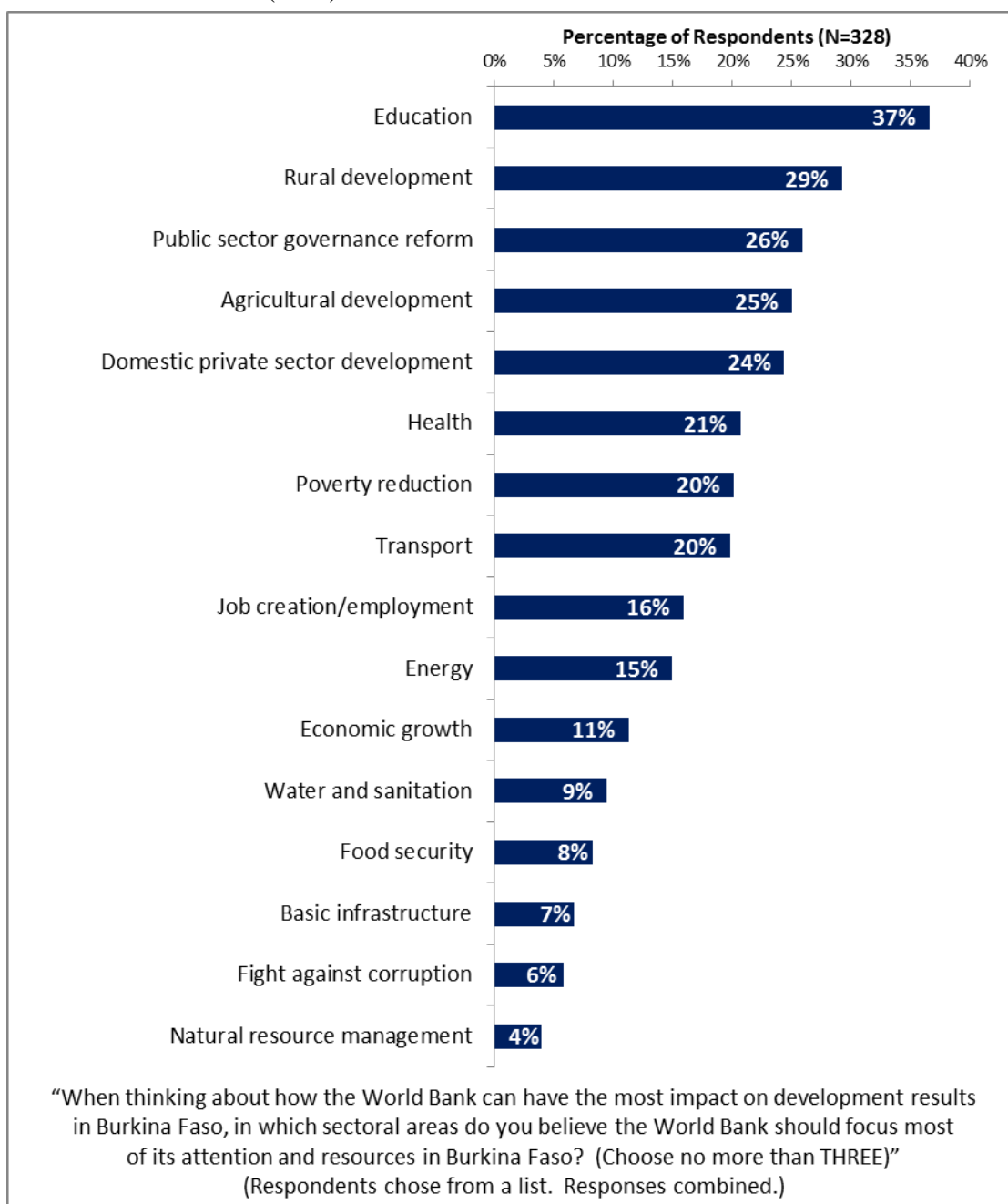


V. Overall Attitudes toward the World Bank

As noted in the “Methodology” section, the indicator questions referred to throughout the survey report are questions that are asked in every country that engages in the Country Survey. These will be aggregated for the Bank’s annual Corporate Scorecard.

Focusing World Bank Resources

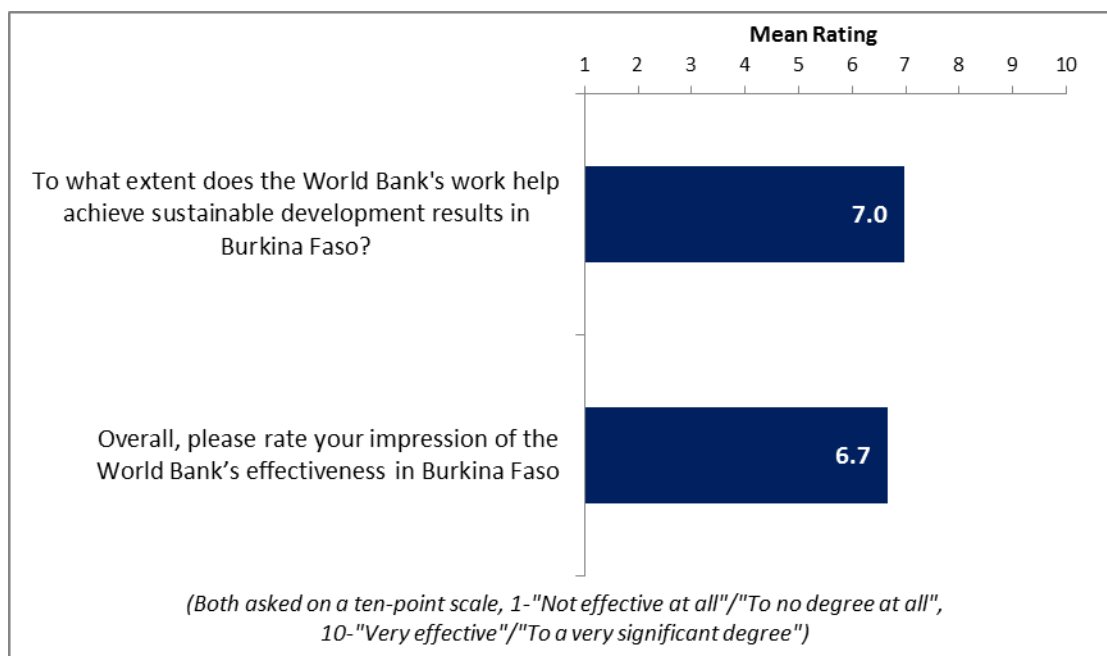
- Respondents in the FY '09 country survey indicated that it would be most productive for the Bank to focus most of its resources on agriculture development (31%) and increasing access to education (28%) in Burkina Faso.



V. Overall Attitudes toward the World Bank (continued)

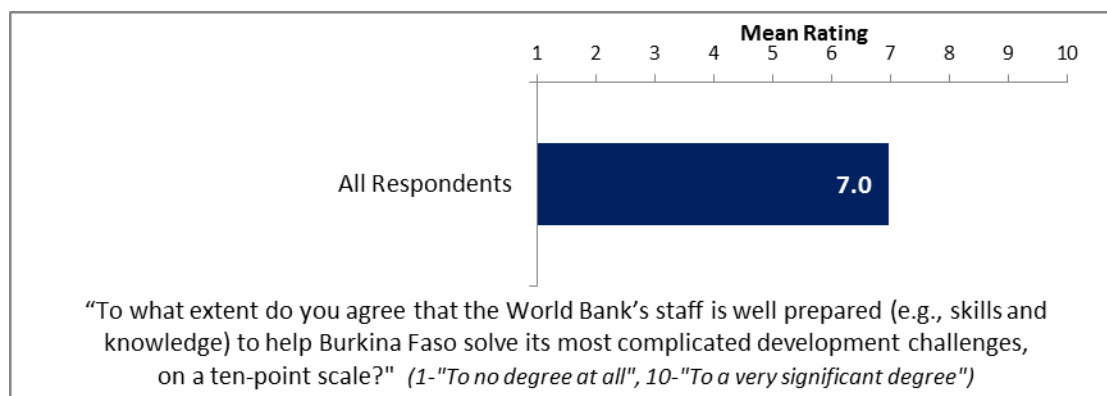
The World Bank's Overall Effectiveness in Burkina Faso (*Indicator Question*)

- Ratings of the World Bank's work achieving sustainable development results in Burkina Faso received a mean rating of 7.0 across all respondents.
 - Respondents from Other Regions had significantly higher ratings for the extent to which the Bank's work achieves sustainable development results in Burkina Faso (7.3) compared to respondents from Ouagadougou City (6.6).
 - Respondents across all stakeholder groups gave statistically similar ratings for the extent to which the Bank's work achieves sustainable development results in Burkina Faso.
- Across all respondents, ratings of the World Bank's overall effectiveness in Burkina Faso received a mean rating of 6.7; this was significantly higher than the mean overall effectiveness rating received in the FY '09 country survey (6.0), but statistically similar to the mean overall effectiveness rating received in the FY '04 country survey (6.9).
 - Respondents from Other Regions had significantly higher ratings for the Bank's overall effectiveness in Burkina Faso (6.9) compared to respondents from Ouagadougou City (6.4).
 - Respondents across all stakeholder groups had statistically similar ratings for the Bank's overall effectiveness in Burkina Faso.



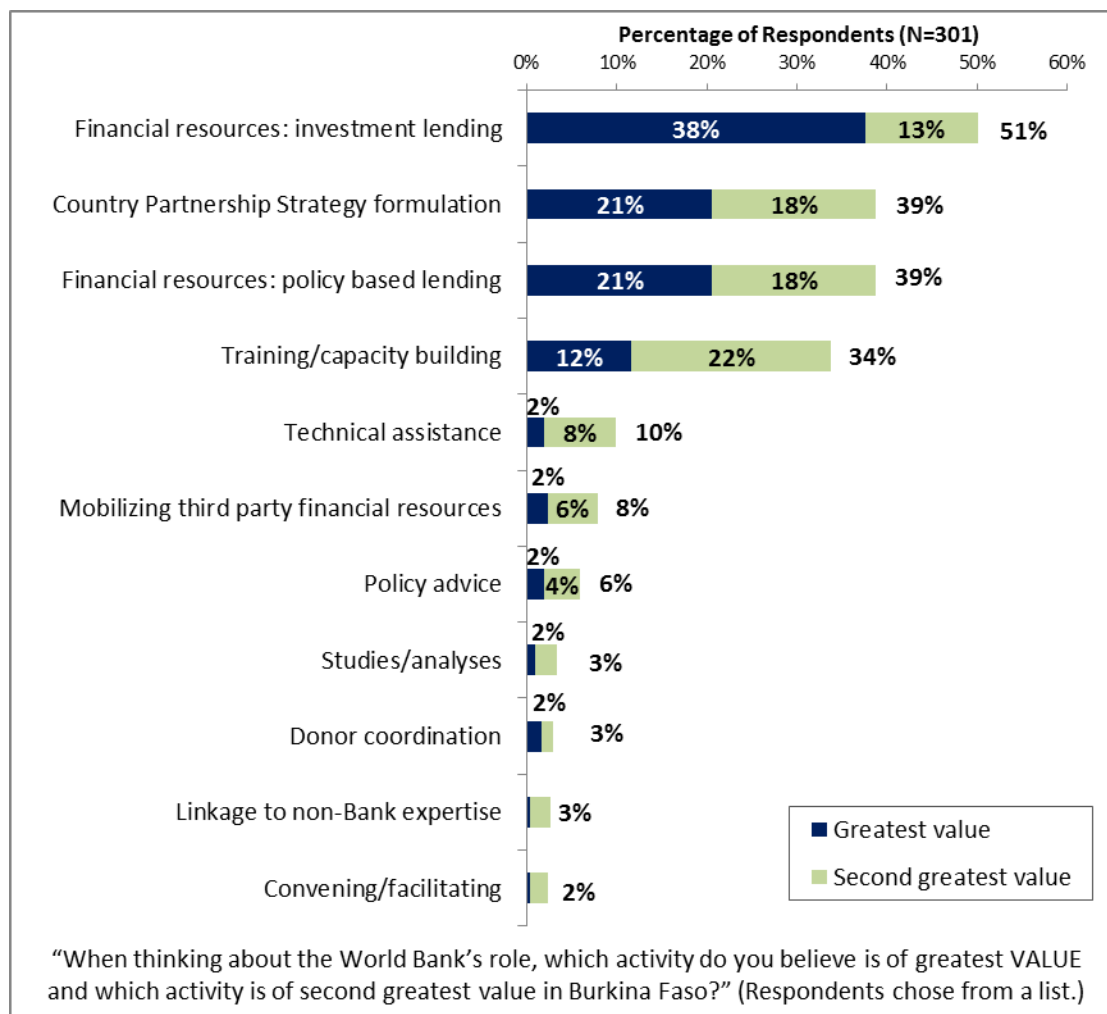
V. Overall Attitudes toward the World Bank (continued)

Bank Staff are Well Prepared to Help Burkina Faso



The World Bank's Greatest Value in Burkina Faso

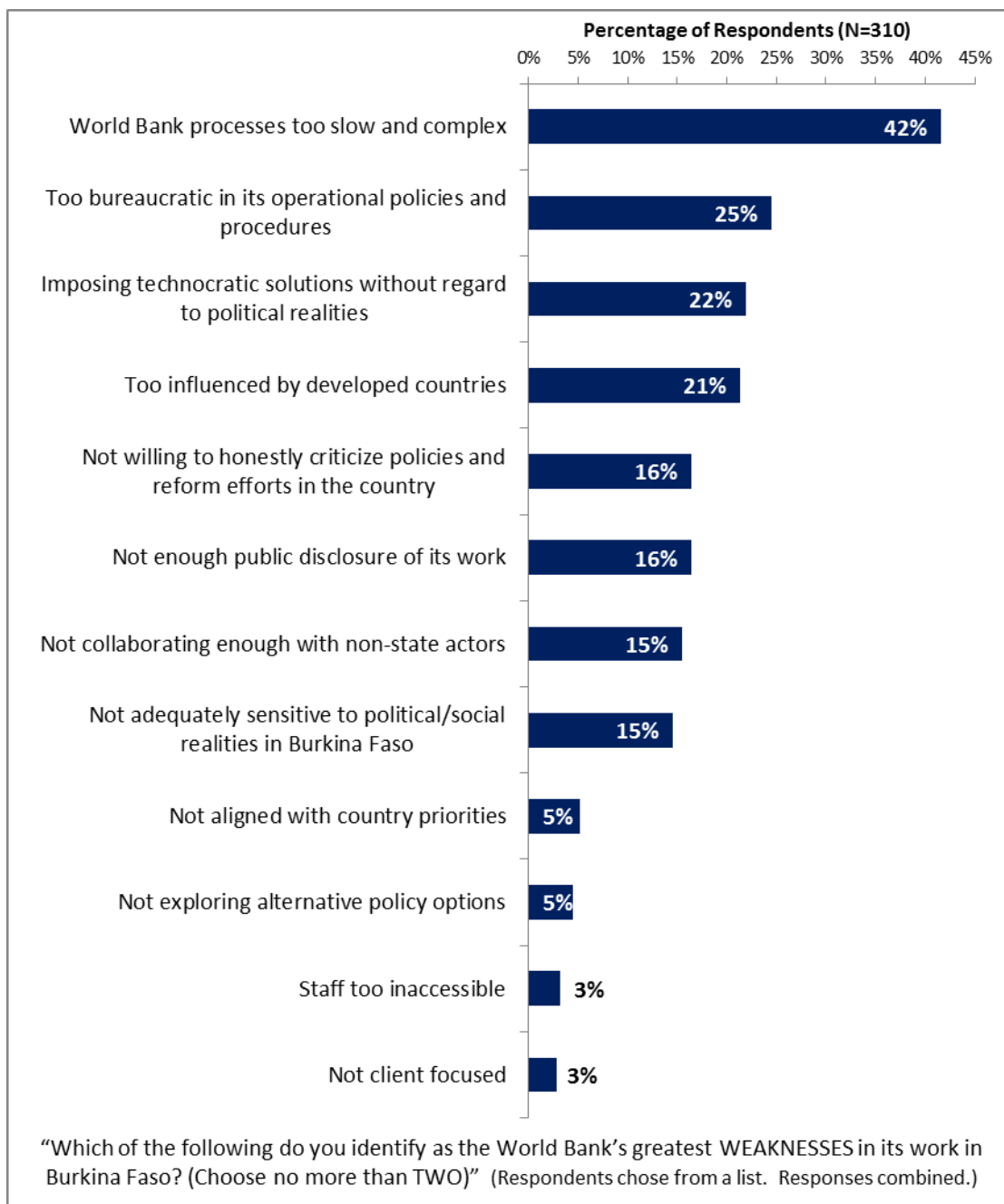
- Respondents in the FY '09 survey indicated that the Bank's financial resources (62%) and policy and economic advice (30%) were its greatest values to Burkina Faso.



V. Overall Attitudes toward the World Bank (continued)

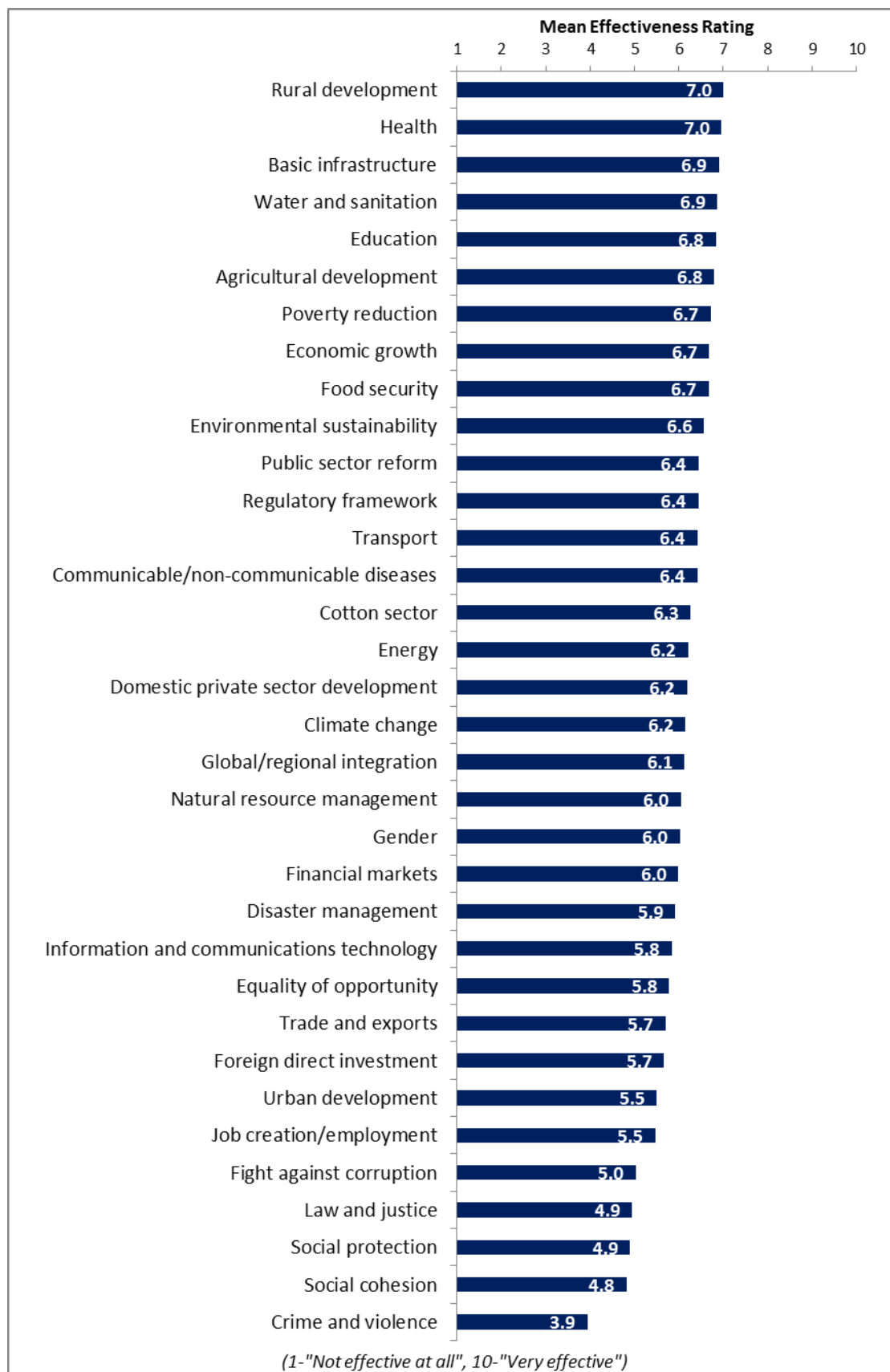
Greatest Weakness

- Speed and complexity of processes concern stakeholders most.



VI. Sectoral Effectiveness

Specific Areas of Effectiveness



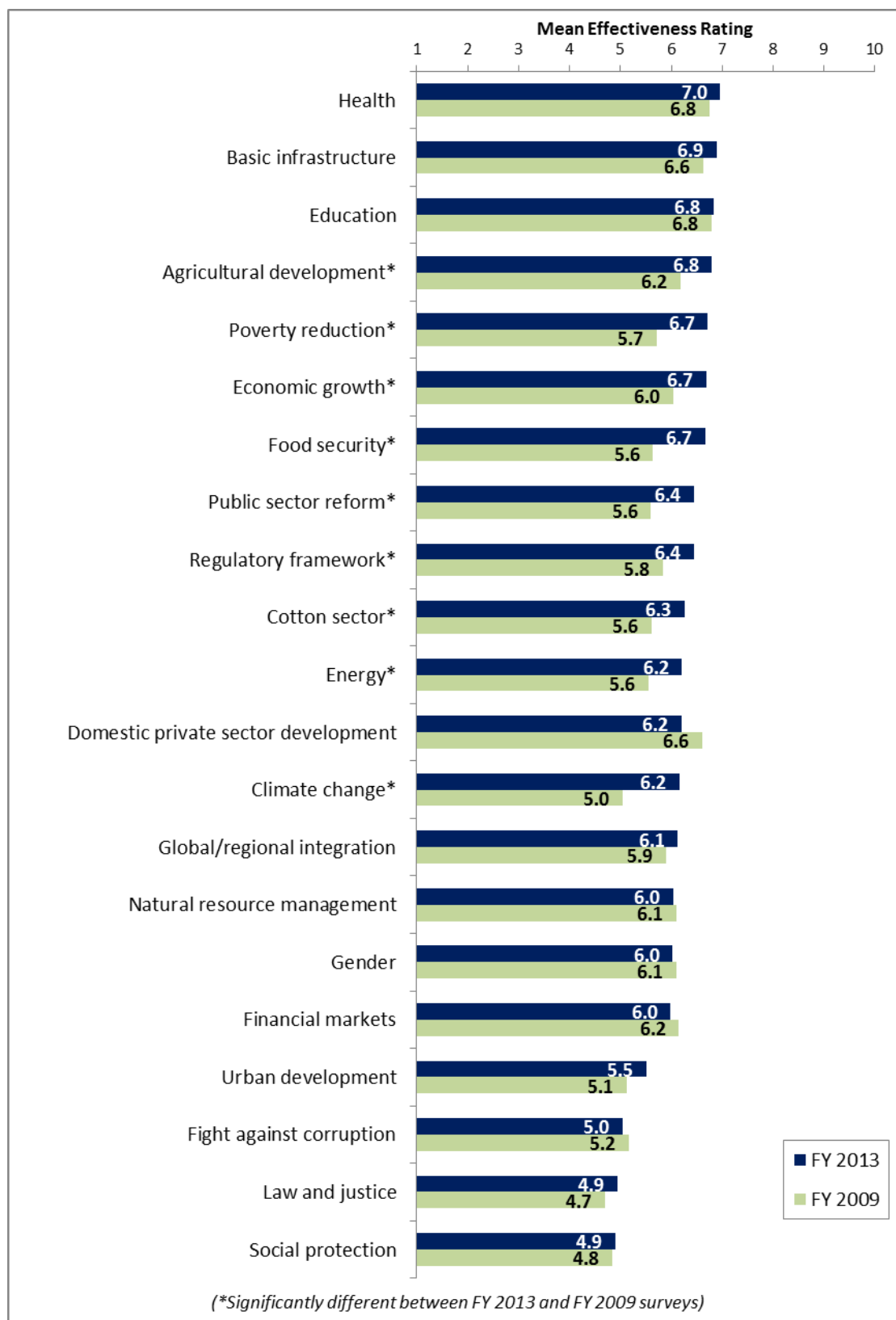
VI. Sectoral Effectiveness (continued)

Specific Areas of Effectiveness (continued)

- There were significant stakeholder group differences in their ratings of the Bank's effectiveness in just three of these thirty-four development areas.
 - Respondents from PMUs/consultants on Bank-supported projects had the highest ratings for the Bank's effectiveness at "Gender" whereas respondents from the office of the President/Prime Minister/Minister, private sector/financial sector/private banks, and the media had significantly lower ratings.
 - Respondents from PMUs/consultants on Bank-supported projects and the office of the President/Prime Minister/Minister had the highest ratings for the Bank's effectiveness at "Water and sanitation" whereas respondents from private sector/financial sector/private banks, independent government institutions, and the media had significantly lower ratings.
 - Employees of ministries/implementation agencies and respondents from PMUs/consultants on Bank-supported projects, local government, and independent government institutions had the highest ratings for the Bank's effectiveness at "Disaster management" whereas respondents from bilateral or multilateral agencies and the media had significantly lower ratings.
- As shown on the next page, respondents in this year's country survey had significantly higher ratings of the Bank's effectiveness across several of these development areas compared to respondents from the FY '09 country survey.

VI. Sectoral Effectiveness (continued)

Specific Areas of Effectiveness (continued)



VI. Sectoral Effectiveness (continued)

Drivers of Effectiveness

To determine the key drivers of respondents' ratings of the Bank's overall effectiveness and ratings of its ability to help achieve sustainable development results in Burkina Faso, bivariate correlational analyses were conducted using respondents' ratings of the thirty-four specific areas of effectiveness.

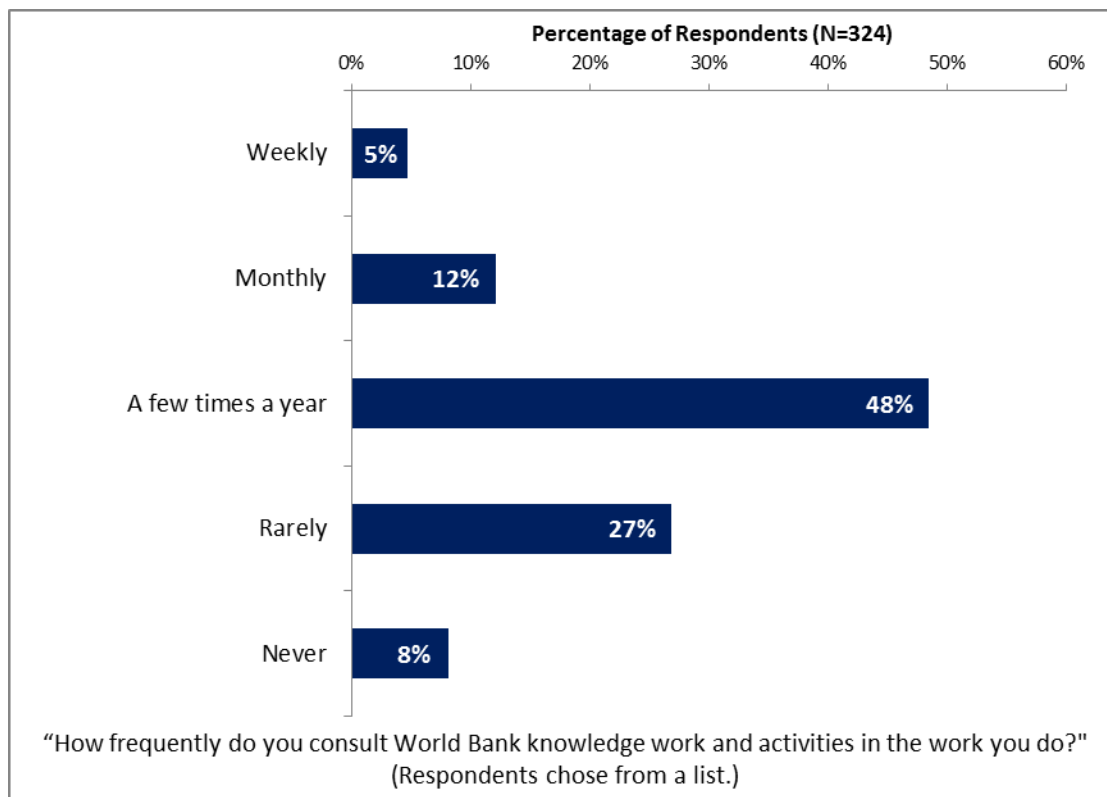
Correlational analyses, however, are not able to tell us exactly what is causing respondents' ratings of the Bank's overall effectiveness or ratings of its ability to help achieve sustainable development results. Rather, these analyses tell us that as ratings of effectiveness in one area increase, respondents' ratings of the Bank's overall effectiveness increase, or as ratings of effectiveness in one area increase, ratings of the Bank's ability to help achieve sustainable development results increase. Thus, it can be inferred that respondents' perceptions of effectiveness in one specific area are related to, or drive, respondents' perceptions of the Bank's overall effectiveness or perceptions of the Bank's ability to help achieve sustainable development results.

- Overall Effectiveness: Those specific areas with the highest Pearson Product-Moment correlations were determined to be the most closely related to perceptions of the Bank's overall effectiveness, suggesting that ratings of effectiveness in those specific areas are drivers of perceptions of the Bank's overall effectiveness in Burkina Faso. The areas determined to be key drivers from these analyses were:
 - The Bank's effectiveness at energy;
 - The Bank's effectiveness at agricultural development;
 - The Bank's effectiveness at food security; and
 - The Bank's effectiveness at rural development.
 - Of note, the areas determined to be key drivers of the Bank's overall effectiveness in the FY '09 country survey were:
 - The Bank's effectiveness in helping to strengthen the health sector;
 - The Bank's effectiveness in helping to bring about economic growth; and
 - The Bank's effectiveness in helping to reduce poverty.
- Achieving Sustainable Development Results: Those specific areas with the highest Pearson Product-Moment correlations were determined to be the most closely related to perceptions of the Bank's ability to help achieve sustainable development results in Burkina Faso, suggesting that ratings of effectiveness in those specific areas are drivers of perceptions of the Bank's ability to help achieve sustainable development results. The areas determined to be key drivers from these analyses were:
 - The Bank's effectiveness at agricultural development;
 - The Bank's effectiveness at food security; and
 - The Bank's effectiveness at economic growth.

VII. World Bank Knowledge and Instruments

Knowledge: Frequency of Use

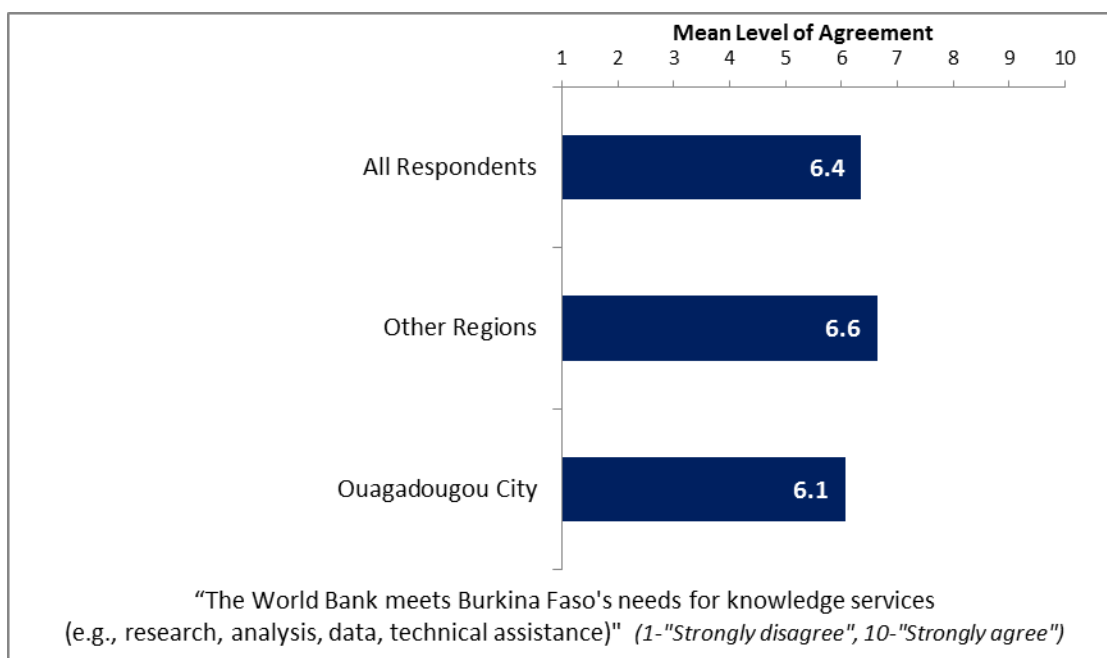
- Respondents from the office of the President/Prime Minister/Minister, PMUs/consultants on Bank-supported projects, the media, and bilateral or multilateral agencies had significantly higher rates of usage for the World Bank's knowledge work and activities compared to respondents from other stakeholder groups.



VII. World Bank Knowledge and Instruments (continued)

Knowledge: Meeting Burkina Faso's Knowledge Needs (*Indicator Question*)

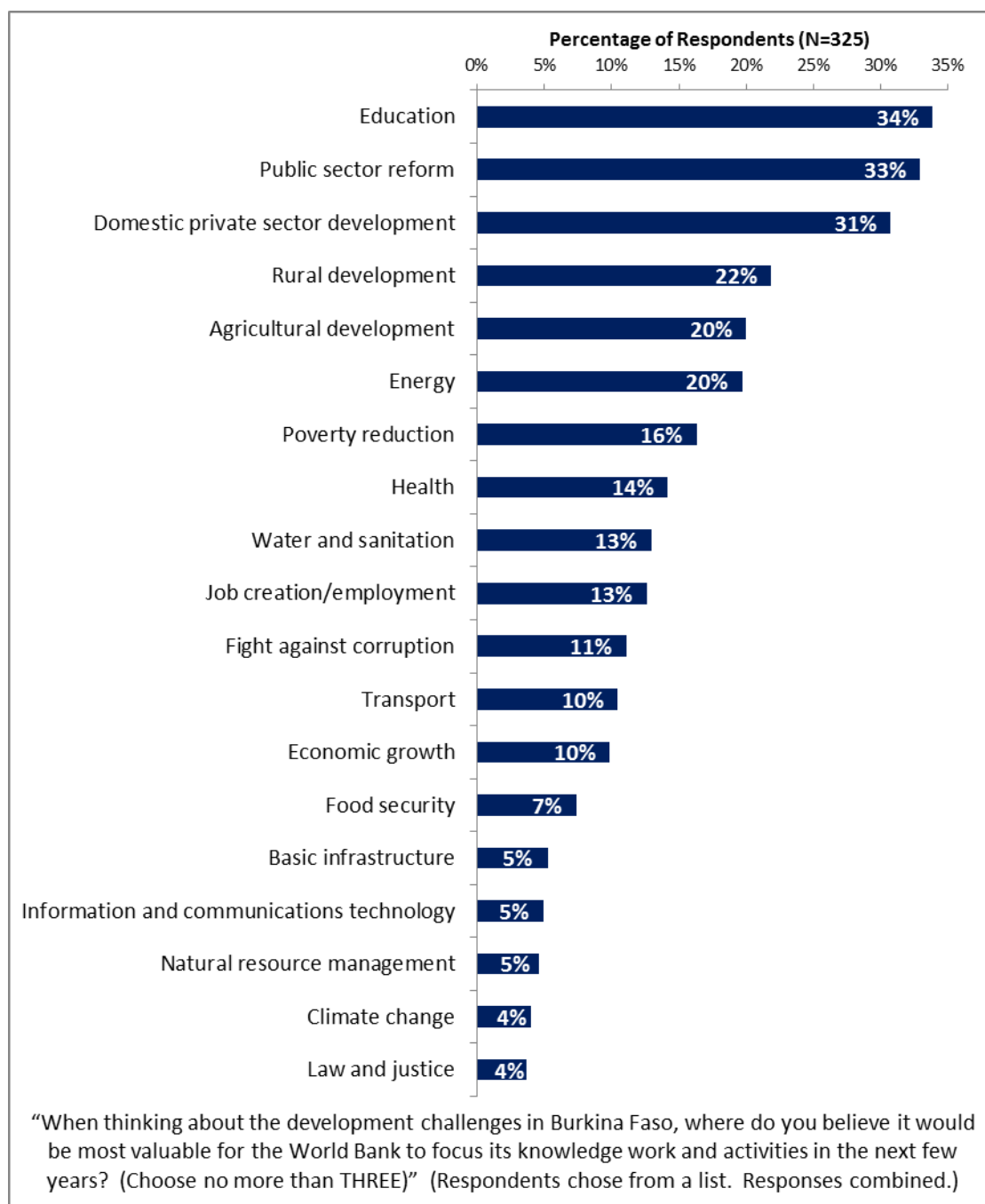
- Respondents from Other Regions had significantly higher levels of agreement that the Bank meets Burkina Faso's needs for knowledge services
- Respondents across all stakeholder groups had statistically similar levels of agreement that the Bank meets Burkina Faso's needs for knowledge services.



VII. World Bank Knowledge and Instruments (continued)

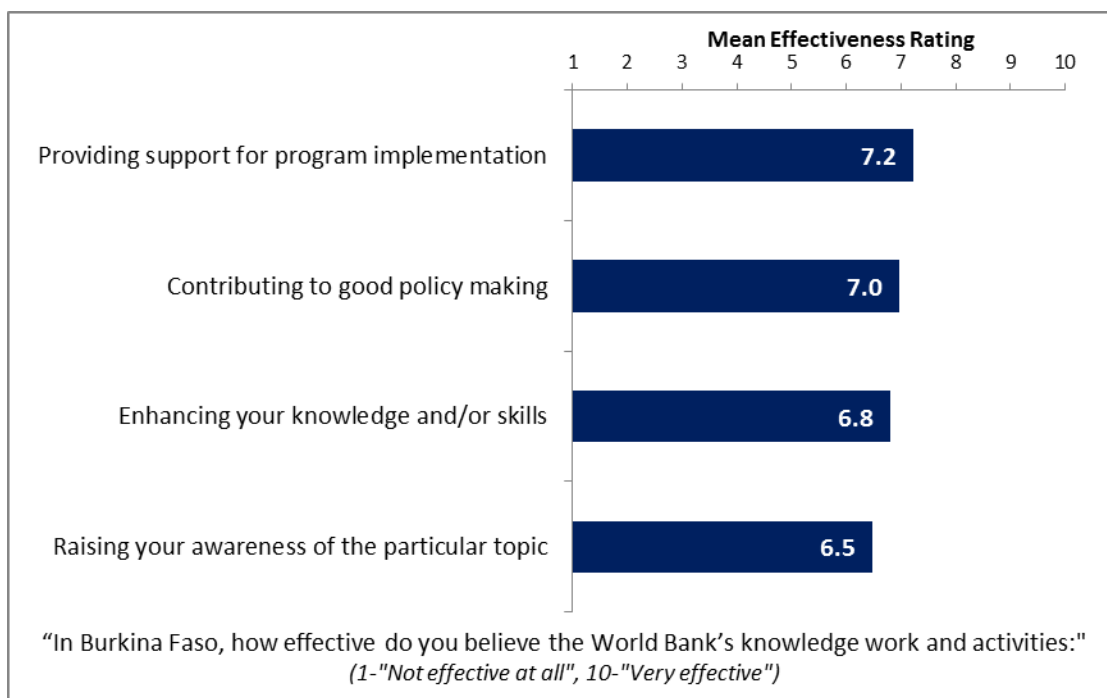
Knowledge: Focusing Bank Research

- Respondents in the FY '09 country survey indicated that it would be most valuable for the Bank to focus its research efforts on education (29%), enhanced business environment for private sector development (23%), and agricultural productivity (22%) in Burkina Faso.



VII. World Bank Knowledge and Instruments (continued)

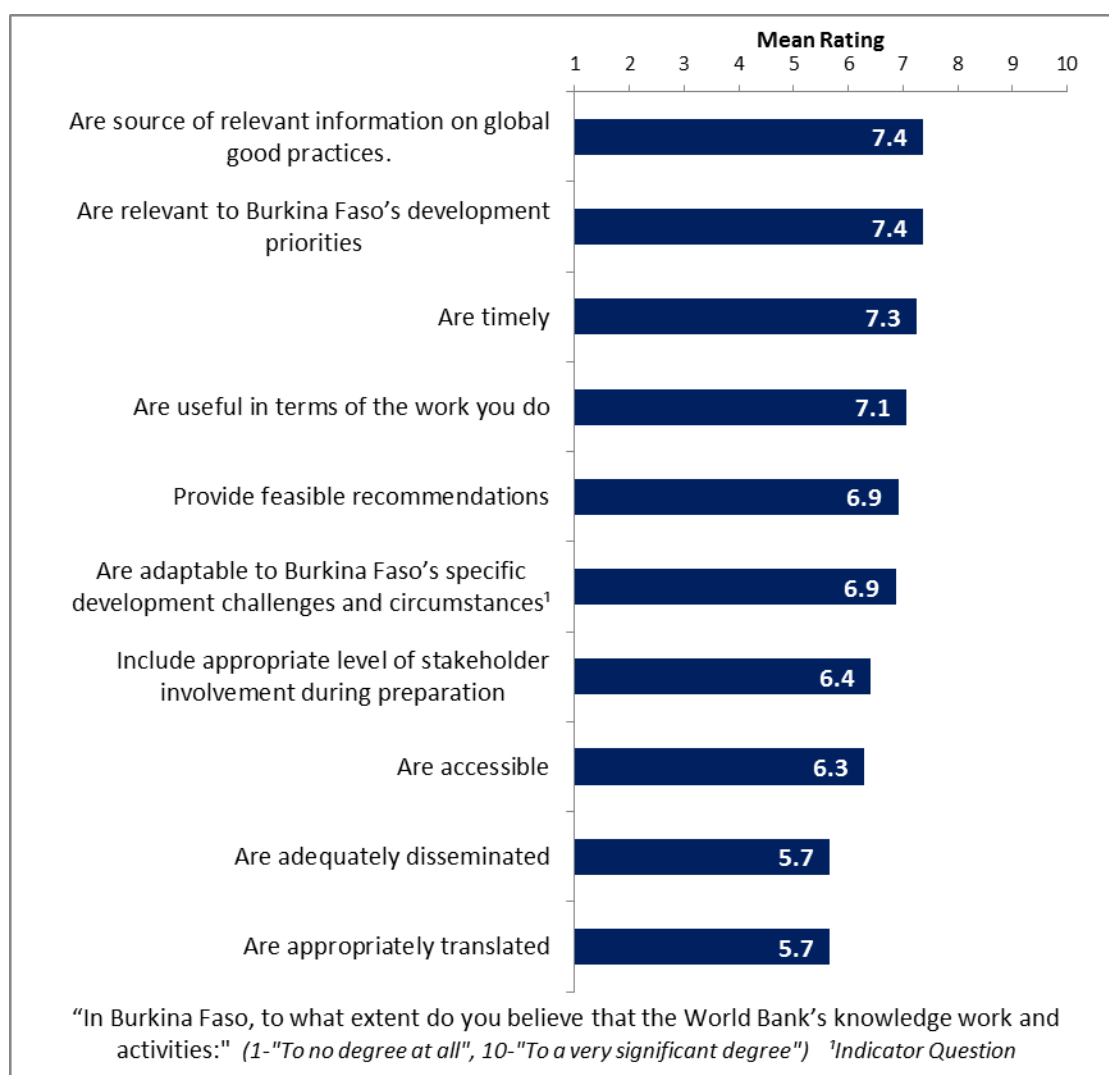
Knowledge: Effectiveness



VII. World Bank Knowledge and Instruments (continued)

Knowledge: Qualities

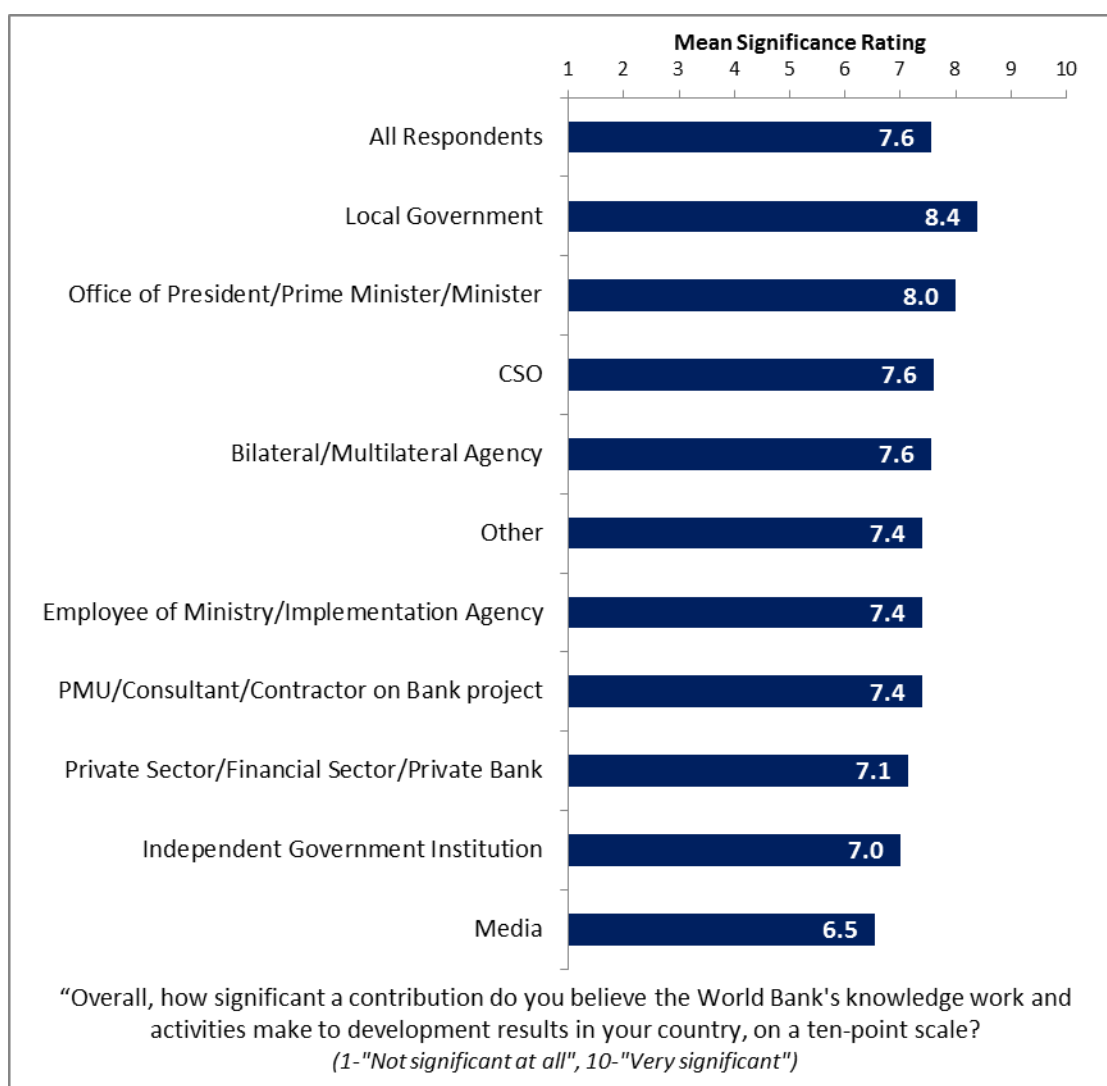
- Respondents in this year's country survey had significantly *higher* ratings for the extent to which the Bank's knowledge work and activities are adaptable to Burkina Faso's specific development challenges and country circumstances compared to respondents from the FY '09 and FY '04 country surveys (5.4 and 6.2, respectively). Respondents from all country surveys had statistically similar ratings for the extent to which the Bank's knowledge work and activities are a source of relevant information on global good practices.



VII. World Bank Knowledge and Instruments (continued)

Knowledge: Contribution *(Indicator Question)*

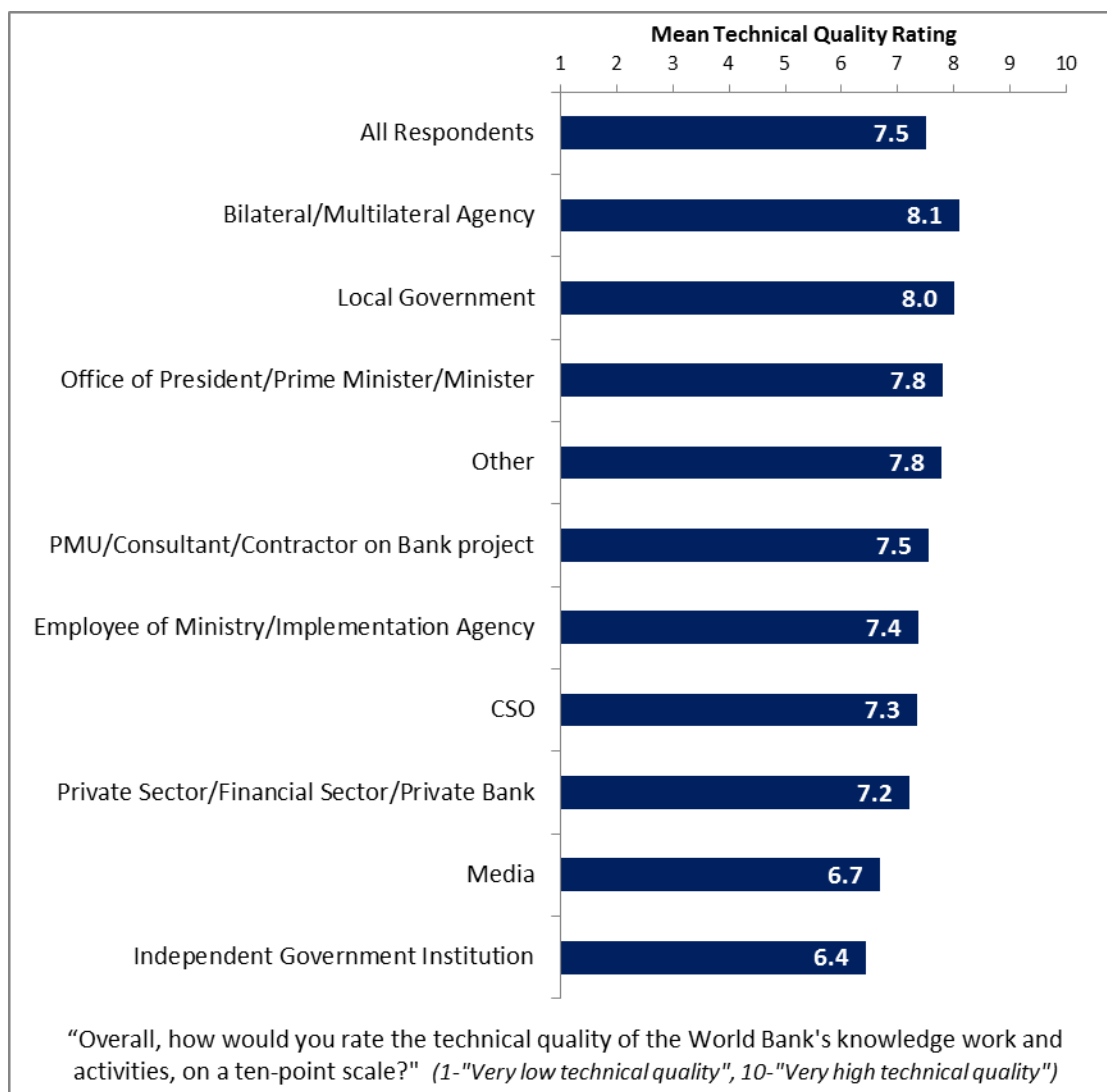
- Respondents from local government and the office of the President/Prime Minister/Minister had the highest ratings for the significance of the contribution that the World Bank's knowledge and research make to development results in Burkina Faso whereas respondents from the media had significantly lower ratings.
- Respondents from Other Regions had significantly higher ratings for the significance of the contribution that the World Bank's knowledge and research make to development results in Burkina Faso compared to respondents from Ouagadougou City.



VII. World Bank Knowledge and Instruments (continued)

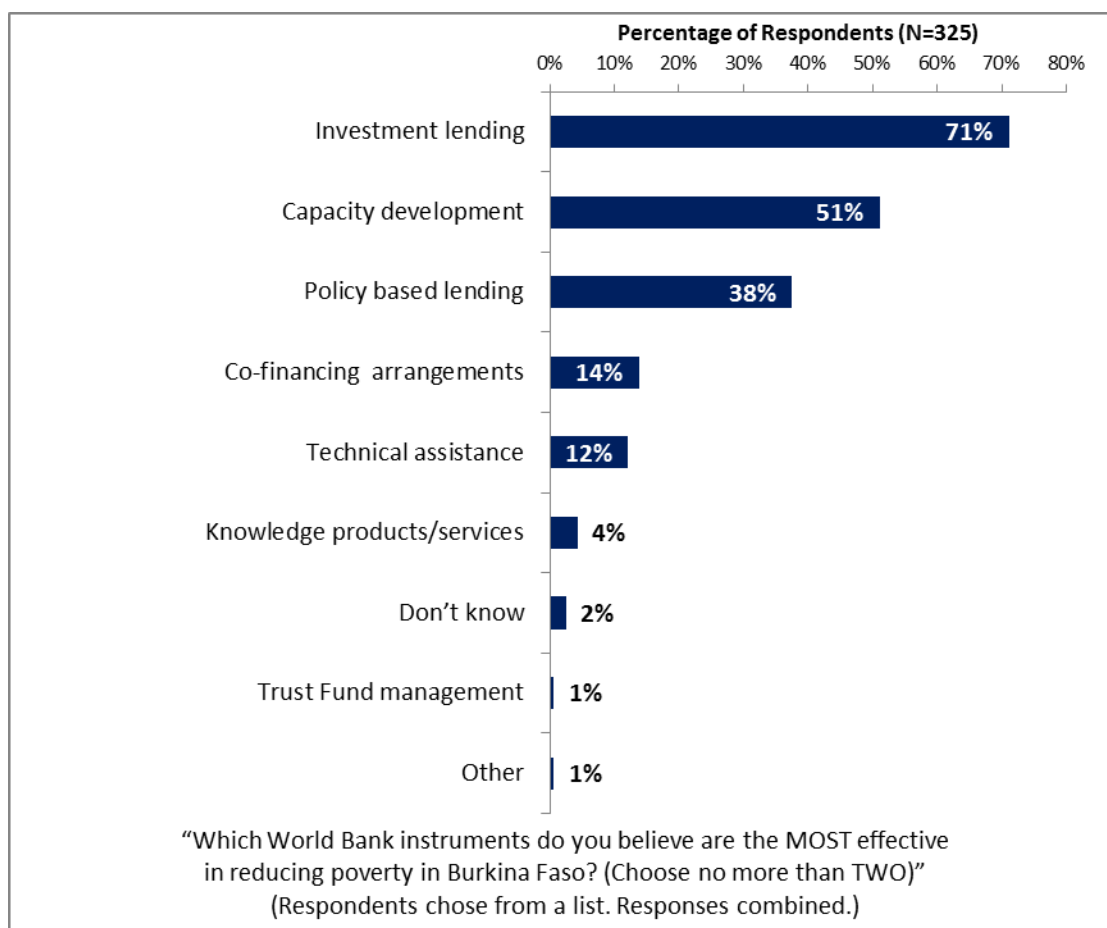
Knowledge: Technical Quality (*Indicator Question*)

- Respondents across all stakeholder groups and geographic locations had statistically similar ratings for the technical quality of the World Bank's knowledge work and activities.



VII. World Bank Knowledge and Instruments (continued)

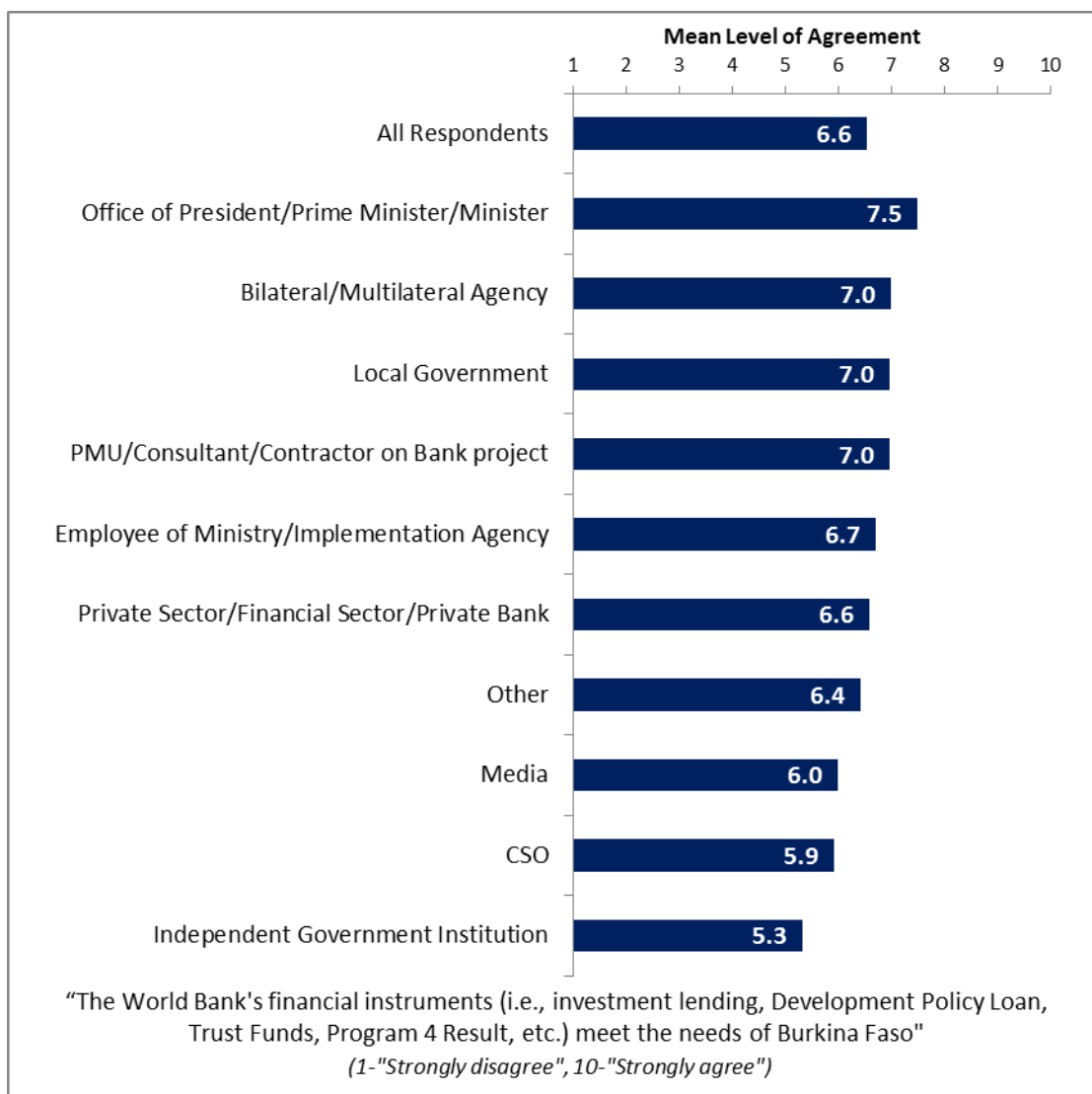
Instruments: Most Effective



VII. World Bank Knowledge and Instruments (continued)

Instruments: Meeting Burkina Faso's Needs (*Indicator Question*)

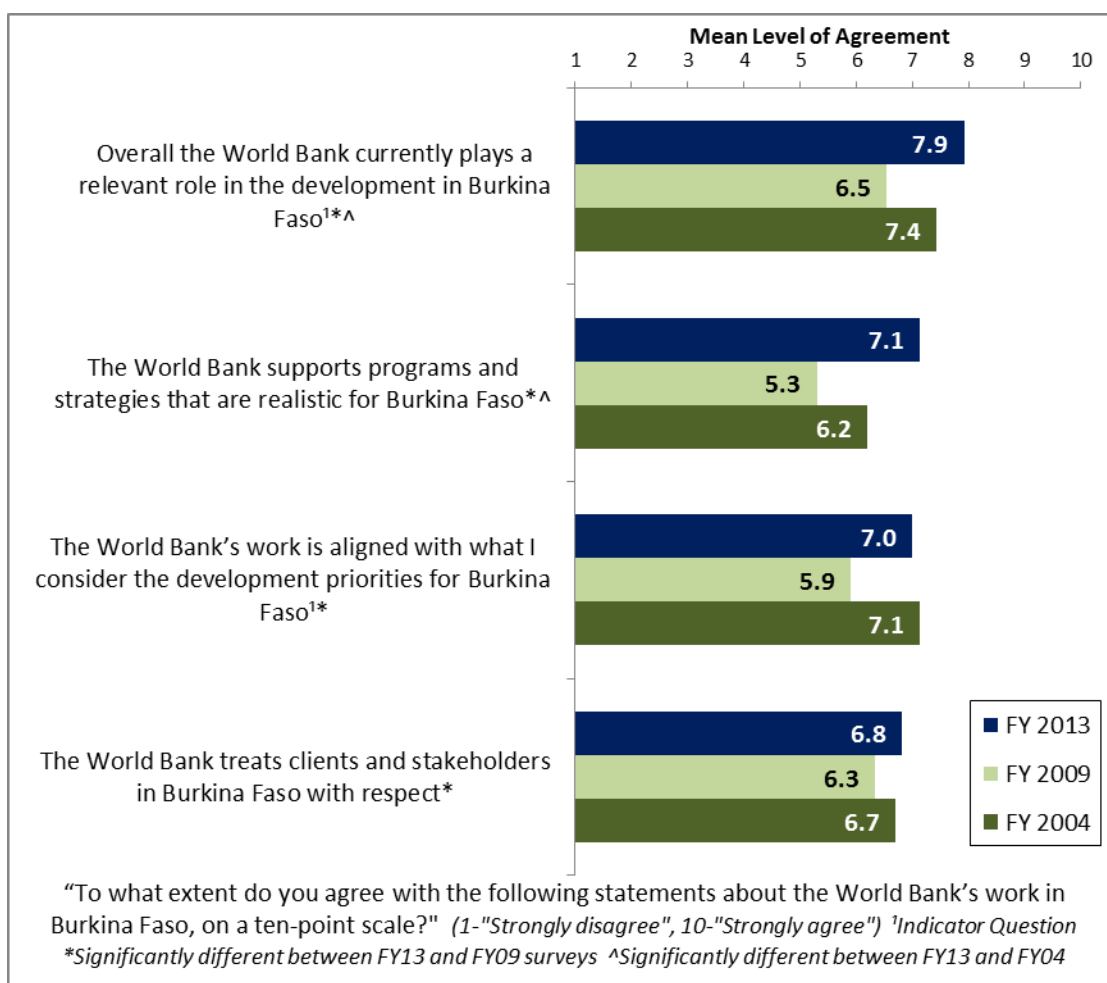
- Respondents across all stakeholder groups and geographic locations had statistically similar levels of agreement that the World Bank's financial instruments meet the needs of Burkina Faso.



VIII. How the World Bank Operates

The World Bank's Work in Burkina Faso

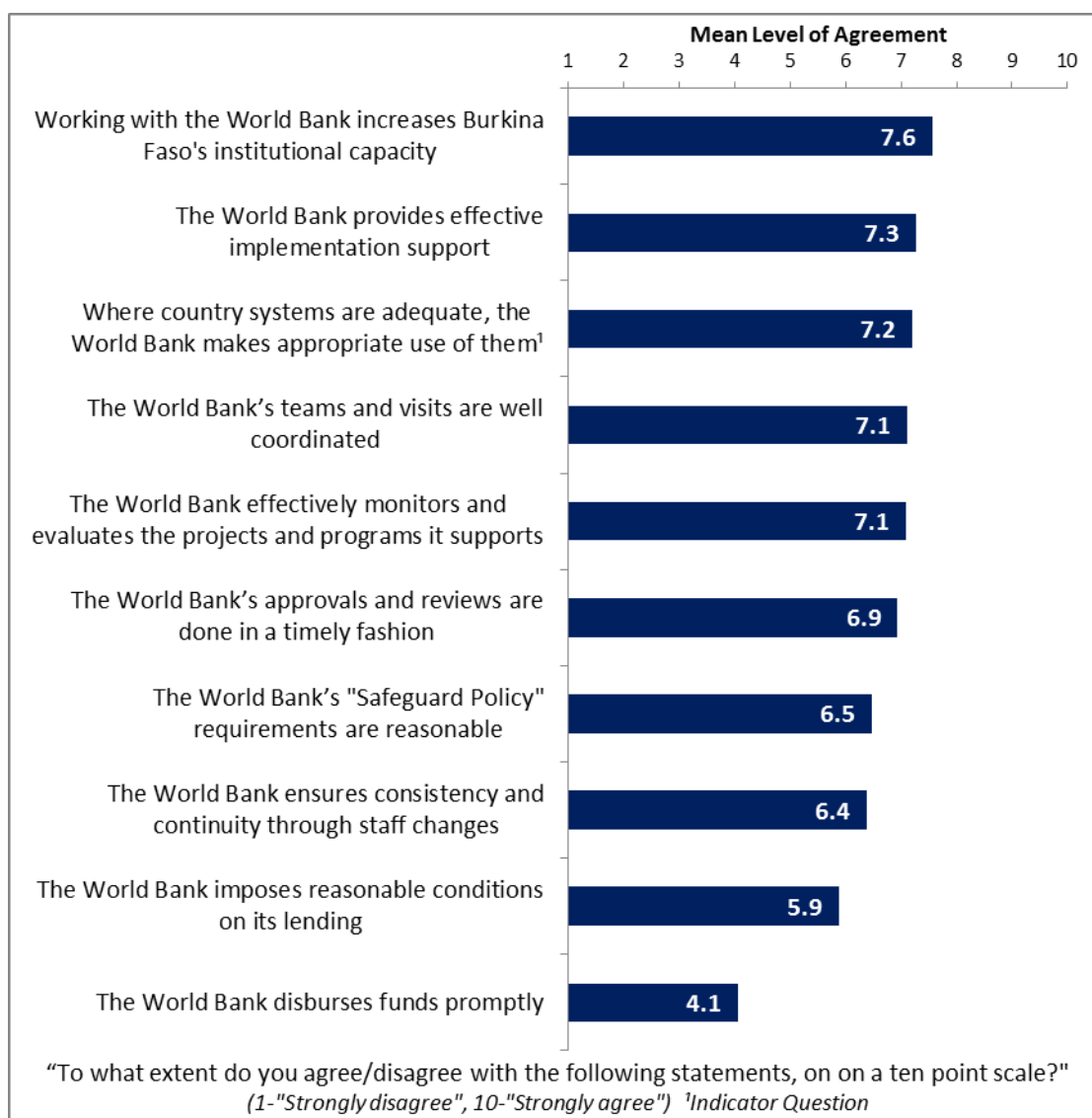
- Compared to respondents from the FY '09 country survey, respondents in this year's country survey had significantly *higher* levels of agreement that the World Bank plays a relevant role in Burkina Faso's development, that it supports programs and strategies that are realistic for Burkina Faso, that it is aligned with respondents' development priorities, and that the Bank treats clients and stakeholders with respect. Respondents in this year's country survey also had significantly *higher* levels of agreement that the World Bank plays a relevant role in Burkina Faso's development and that it supports programs and strategies that are realistic for Burkina Faso compared to respondents from the FY '04 country survey.



VIII. How the World Bank Operates (continued)

Overall Perceptions

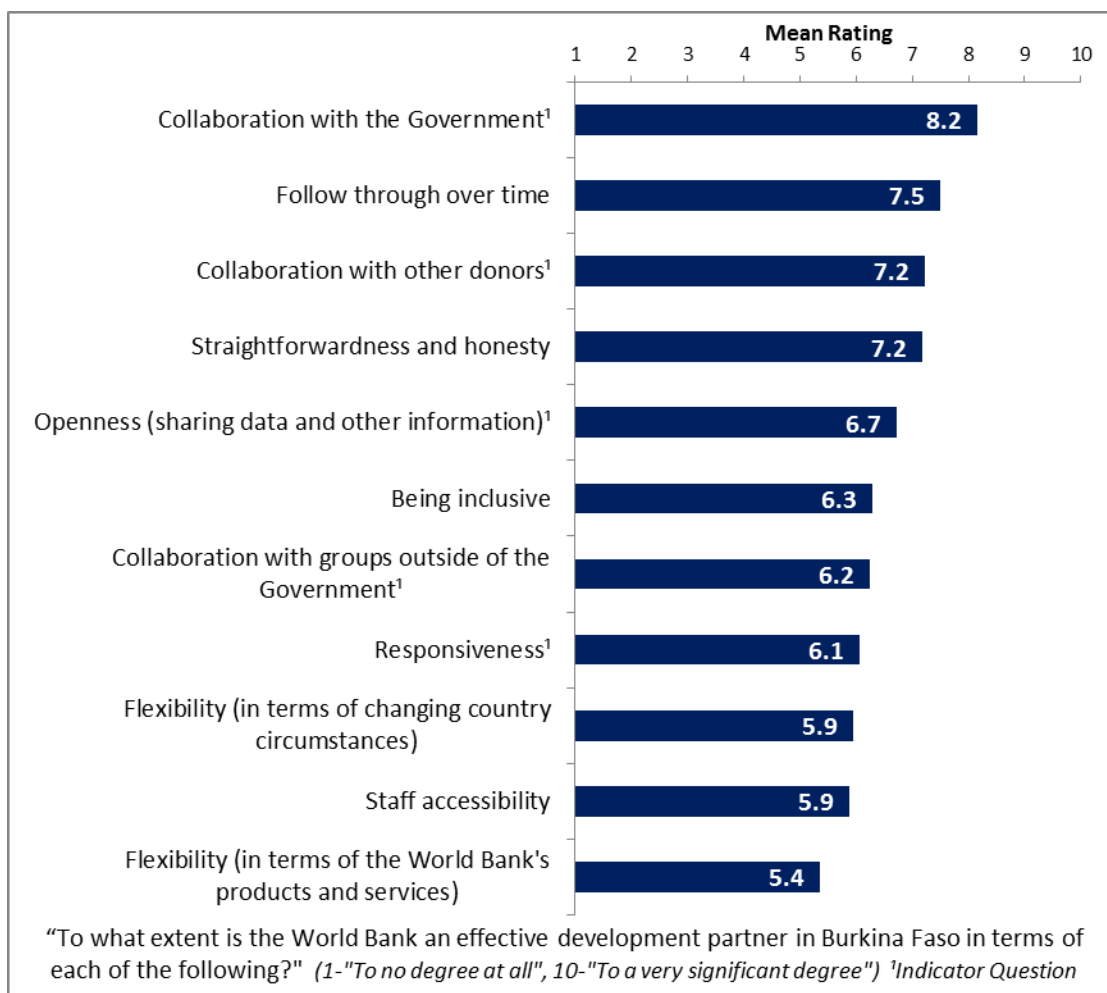
- Respondents in this year's country survey had significantly *lower* levels of agreement that the World Bank disburses funds promptly compared to respondents from the FY '09 and FY '04 country surveys (5.0 and 5.2, respectively), but significantly *higher* levels of agreement that working with the World Bank increases Burkina Faso's institutional capacity (FY '09 = 6.7 and FY '04 = 6.9).



VIII. How the World Bank Operates (continued)

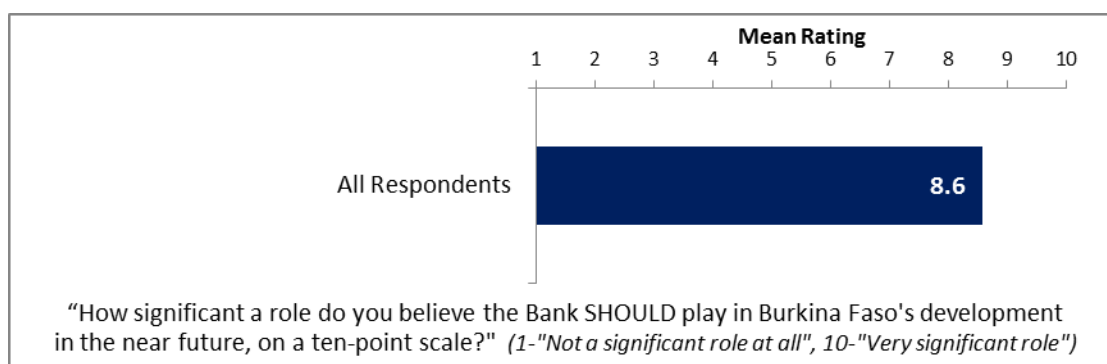
The World Bank as an Effective Development Partner

- Respondents from the office of the President/Prime Minister/Minister had the highest ratings regarding the Bank's staff accessibility whereas respondents from CSOs had significantly lower ratings.



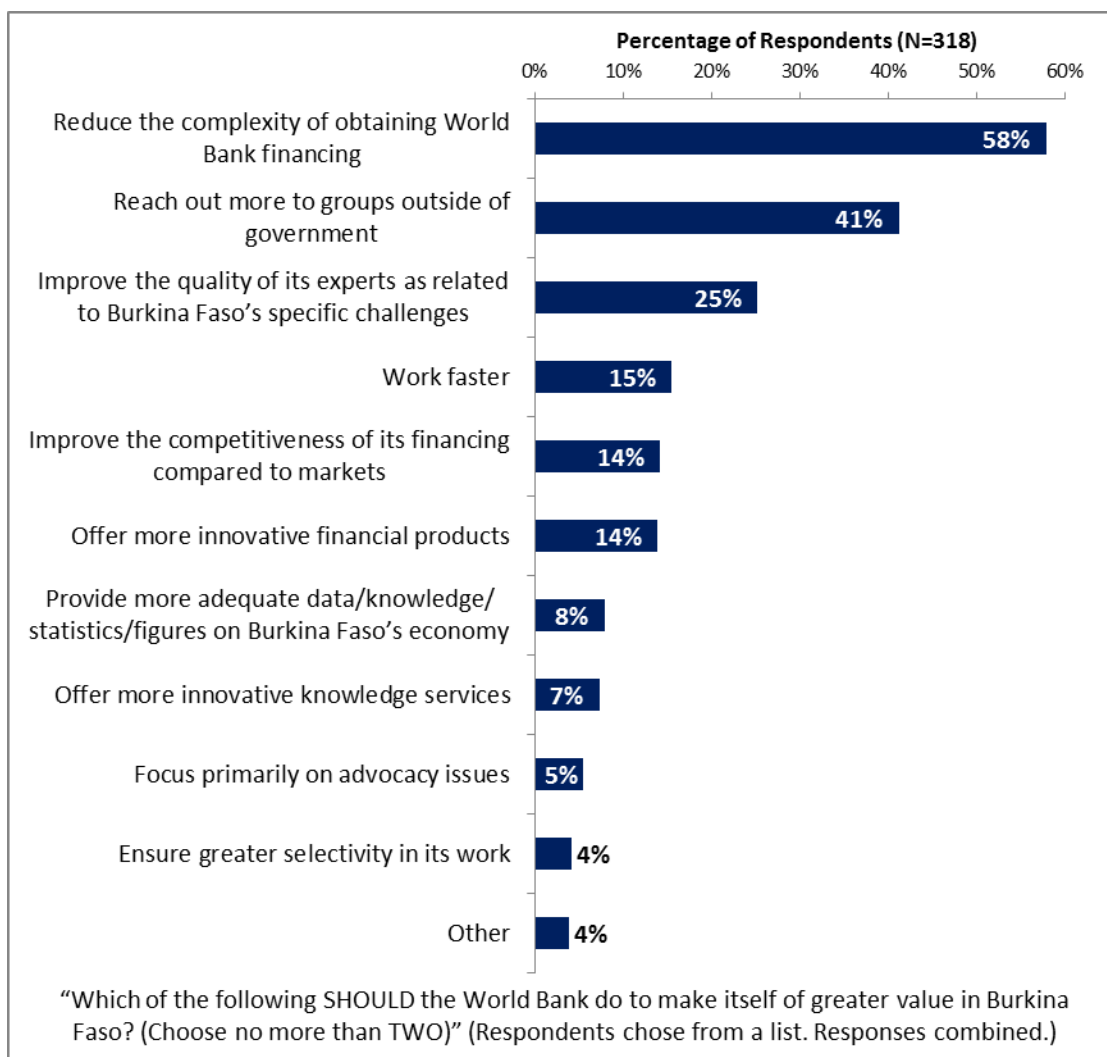
IX. The Future Role of the World Bank in Burkina Faso

Role Significance



Making the Bank of Greater Value

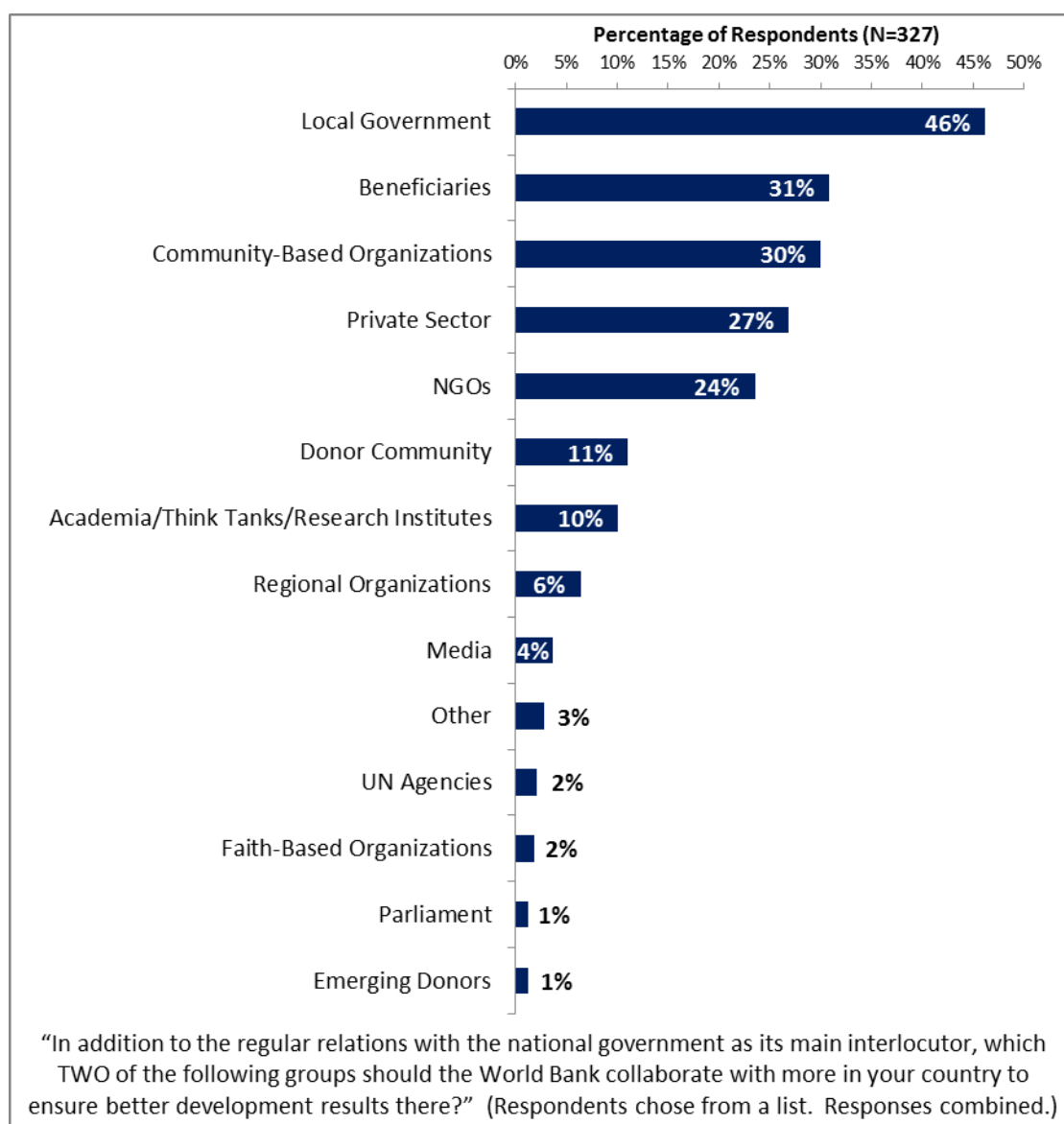
- Respondents in the FY '09 country survey indicated that the World Bank should reduce the complexity of obtaining Bank financing in order to make itself of greater value in Burkina Faso (71%).



IX. The Future Role of the World Bank in Burkina Faso (continued)

Collaborating in Burkina Faso

- Employees of ministries/implementation agencies and respondents from the office of the President/Prime Minister/Minister, local government, and other organizations indicated that the Bank should collaborate more with local government.
- Respondents from PMUs/consultants on Bank-supported projects indicated that the Bank should collaborate more with local government and with beneficiaries.
- Respondents from bilateral or multilateral agencies indicated that the Bank should collaborate more with the donor community.
- Respondents from private sector/financial sector/private banks and the media indicated that the Bank should collaborate more with private sector.
- Respondents from CSOs indicated that the Bank should collaborate more with community-based organizations and NGOs.
- Respondents from independent government institutions indicated that the Bank should collaborate more with community-based organizations and beneficiaries.

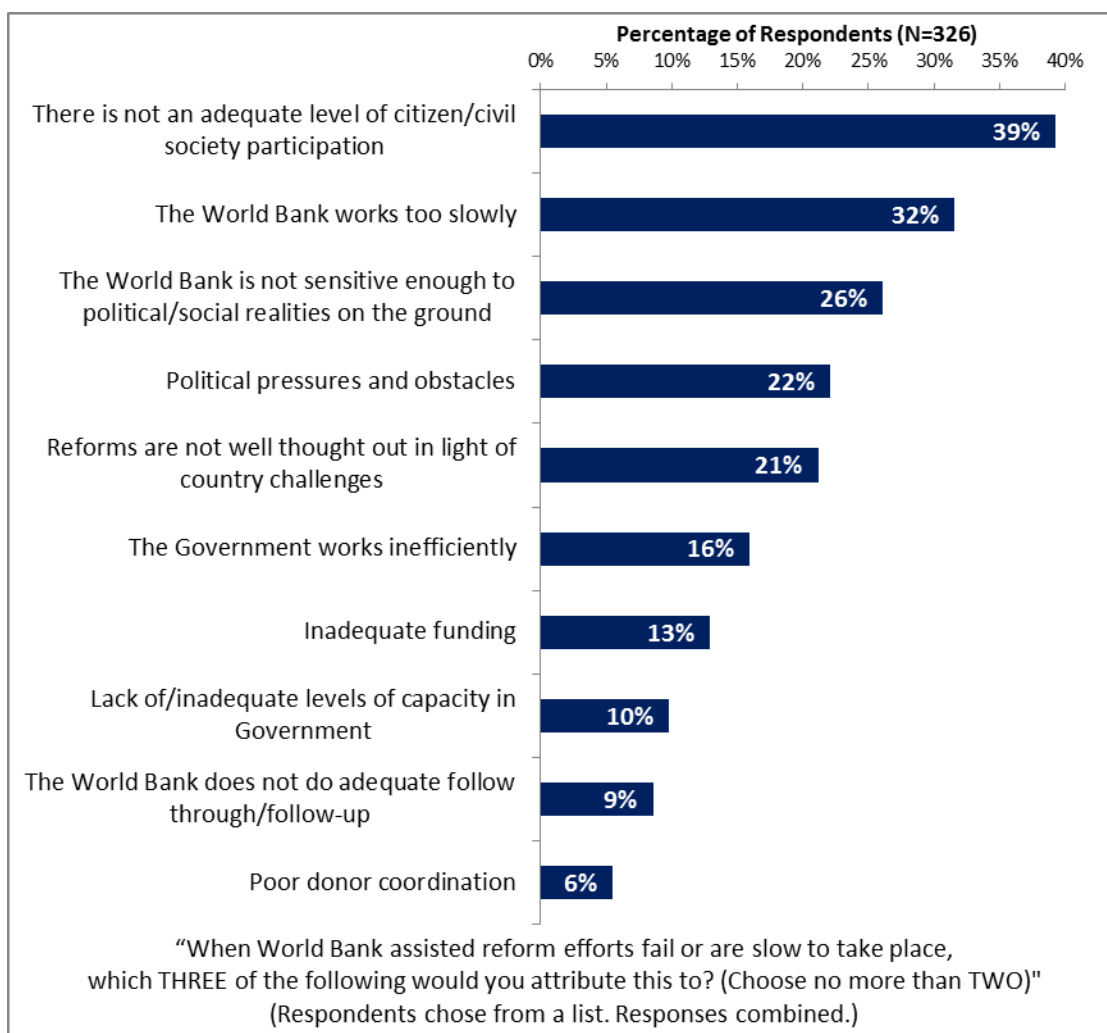


IX. The Future Role of the World Bank in Burkina Faso (continued)

Influencing the Global Development Agenda



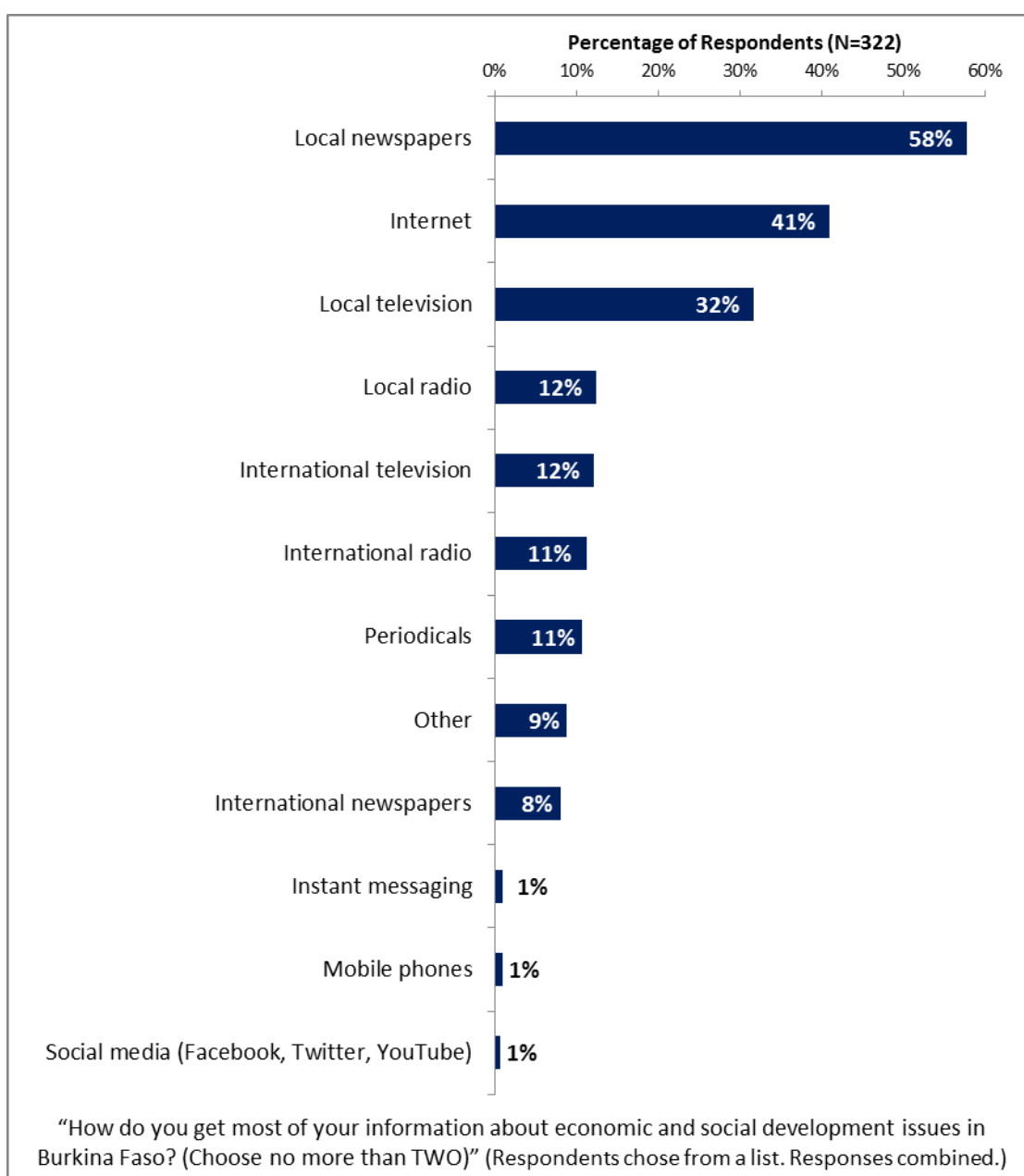
Attributing Slow or Failed Reform Efforts



X. Communication and Openness

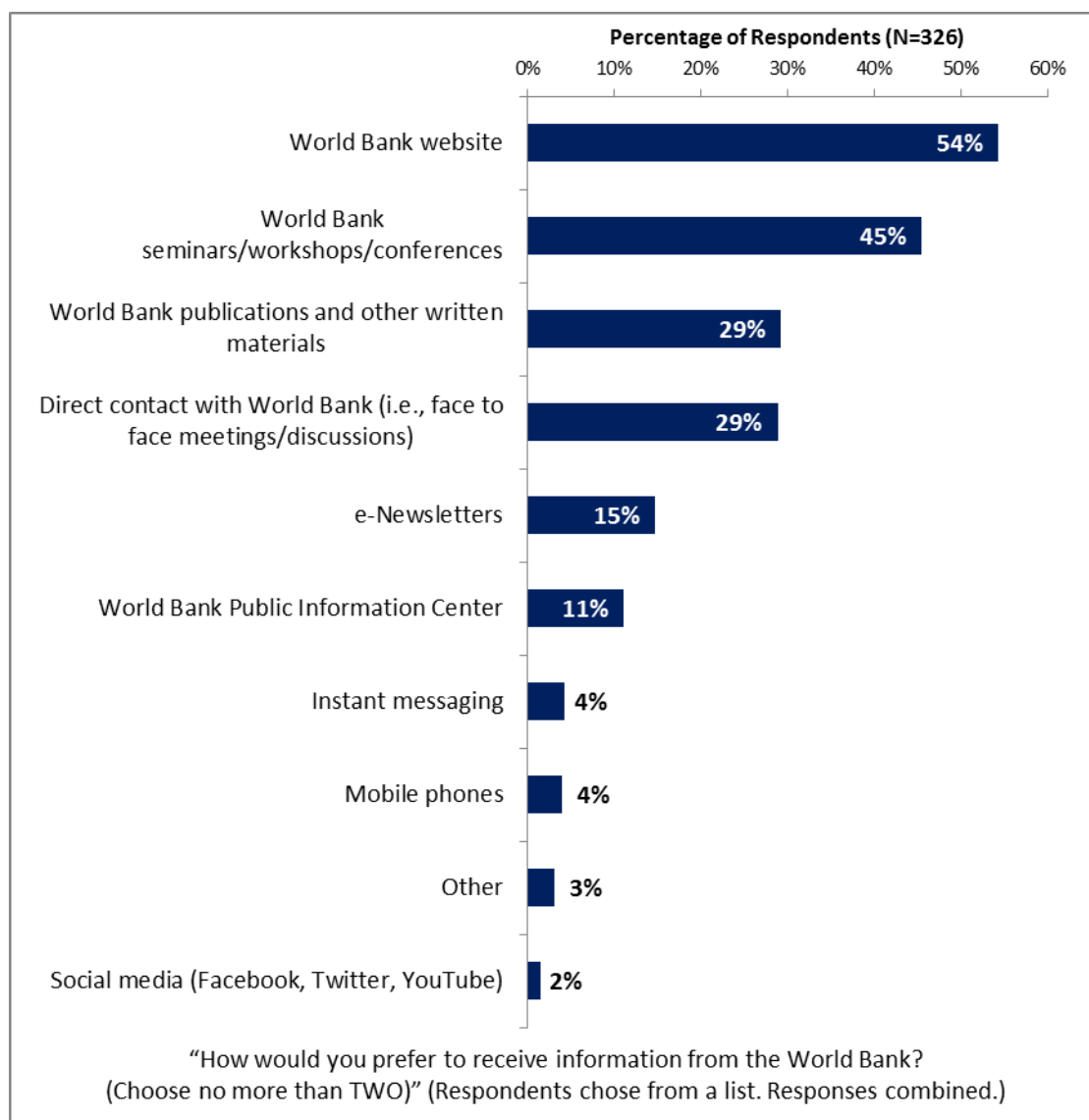
Information Sources

- Over two-thirds of respondents in the FY '09 country survey indicated that they got most of their information about economic and social development issues in Burkina Faso from local newspapers (68%), followed by local television (33%) and the Internet (24%).
- Respondents across most stakeholder groups indicated that they got their information about economic and social development issues in Burkina Faso from local newspapers and the Internet, except respondents from the office of the President/Prime Minister/Minister who were more likely to utilize international newspapers.



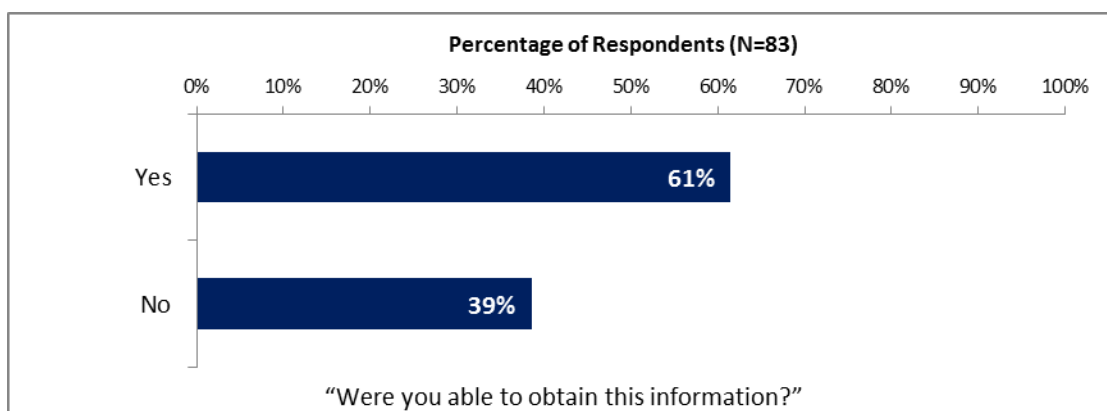
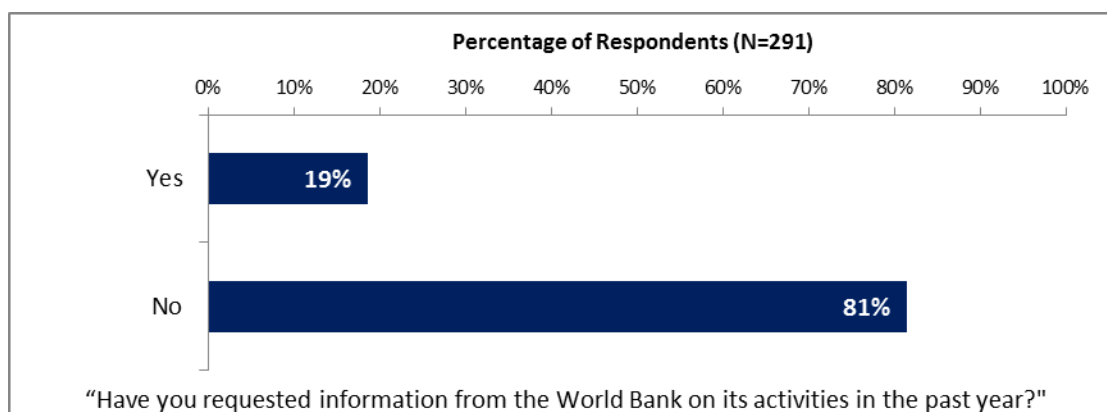
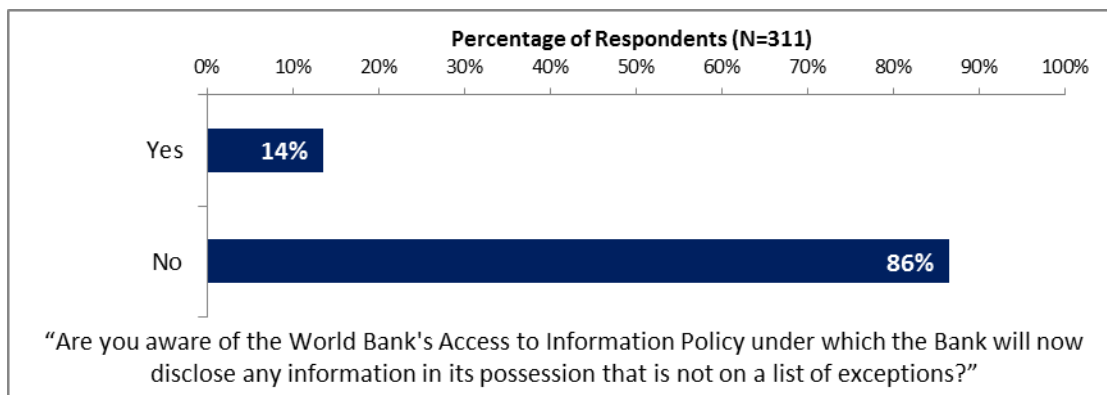
X. Communication and Openness (continued)

Preferred Information Sources



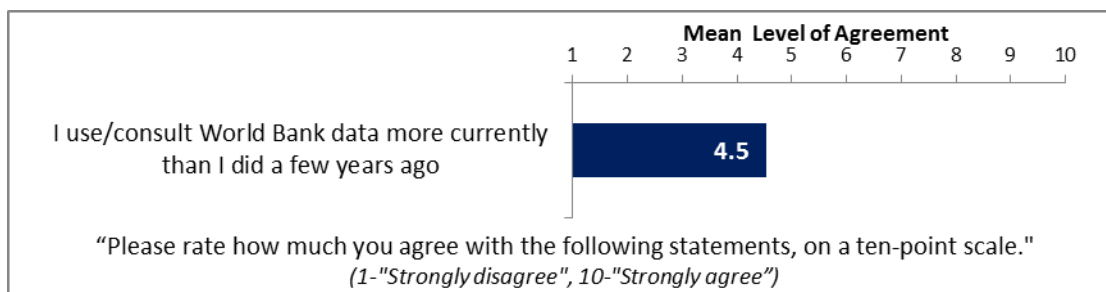
X. Communication and Openness (continued)

Access to Information



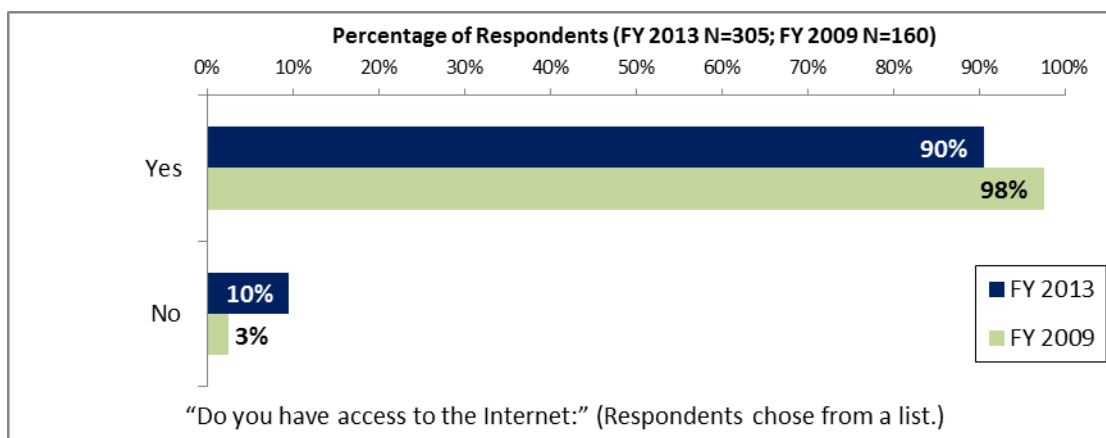
X. Communication and Openness (continued)

Access to Information (continued)



Internet Access

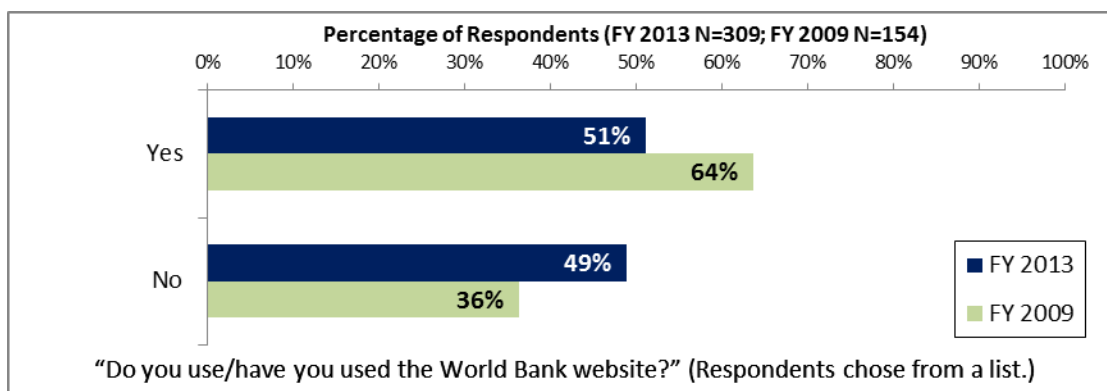
- Respondents from this year's country survey were significantly *less* likely to have access to the Internet compared to respondents from the FY '09 country survey.



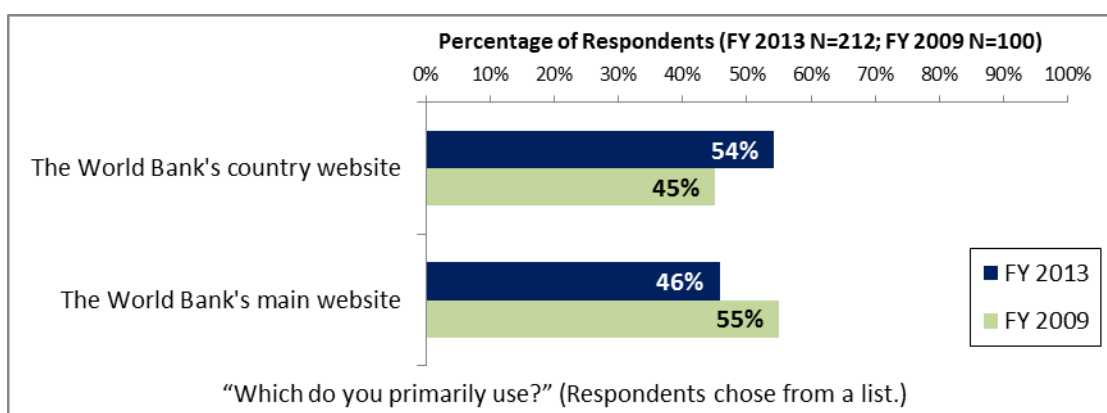
X. Communication and Openness (continued)

Website Usage

- Respondents in this year's country survey were significantly *less* likely to have used the Bank's website compared to respondents from the FY '09 country survey.
- Respondents from local government were significantly *less* likely to have used the Bank's website compared to respondents from other stakeholder groups.



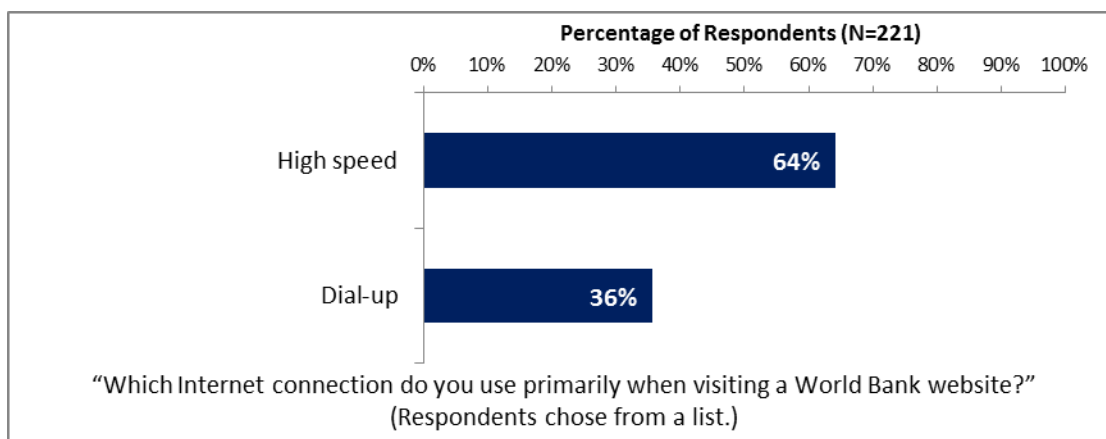
- Respondents from independent government institutions were significantly *more* likely to have used the Bank's main website compared to respondents from other stakeholder groups.



X. Communication and Openness (continued)

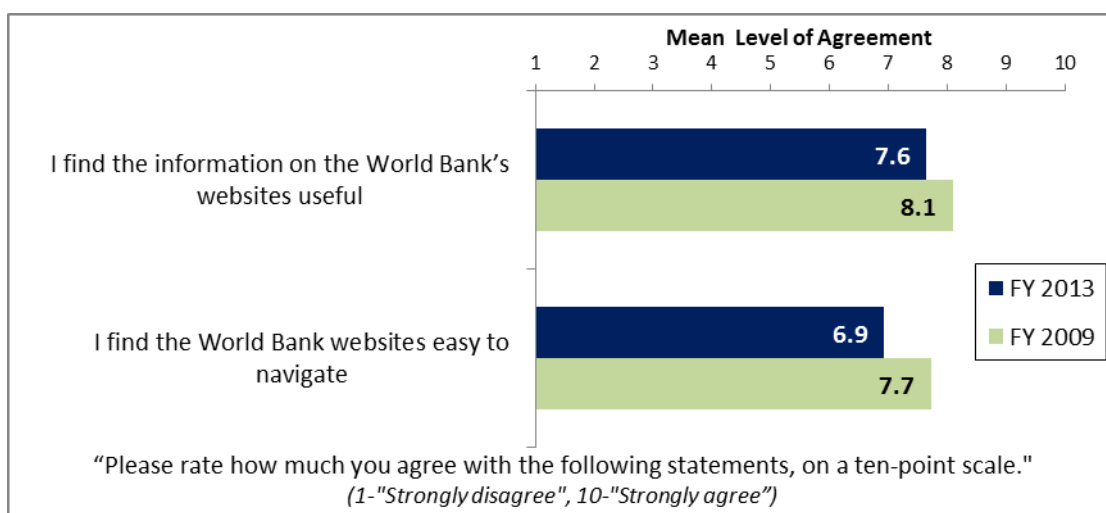
Website Usage (continued)

- Respondents from local government were significantly *more* likely to have used dial-up Internet connections to access the Bank's website compared to respondents from other stakeholder groups.



Website Evaluation

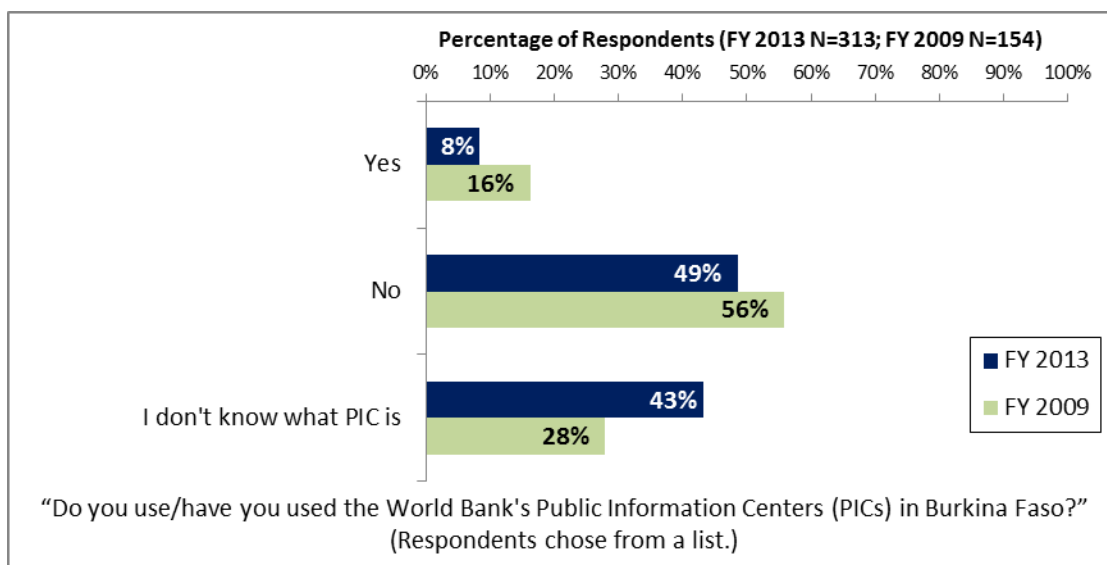
- Respondents in this year's country survey had significantly *lower* levels of agreement that the information on the Bank's websites is useful and that the Bank's websites are easy to navigate compared to respondents from the FY '09 country survey.



X. Communication and Openness (continued)

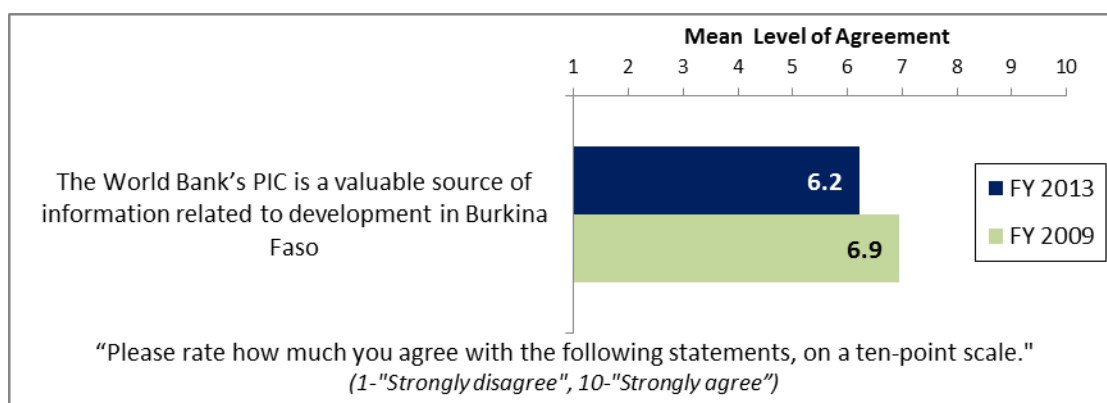
PIC Usage

- Respondents in this year's country survey were significantly *less* likely to be aware of the Bank's PICs in Burkina Faso compared to respondents in the FY '09 country survey.



PIC Evaluation

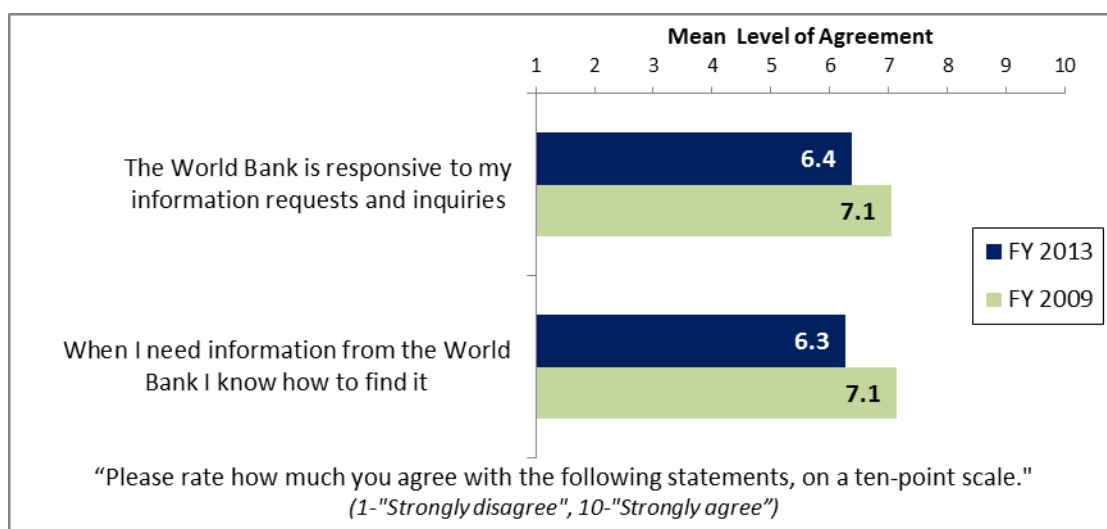
- Respondents in this year's country survey had significantly *lower* levels of agreement that the Bank's PICs are a valuable source of information related to development in Burkina Faso compared to respondents from the FY '09 country survey.



X. Communication and Openness (continued)

Information Sharing

- Respondents in this year's country survey had significantly *lower* levels of agreement that the Bank is responsive to information requests and inquiries and that when respondents need information from the Bank they know how to find it compared to respondents from the FY '09 country survey.



XI. Appendices

A. Responses to All Questions across All Respondents	46
B. Responses to All Questions by Stakeholder Groups	62
C. Responses to All Questions by Geographic Locations.....	80
D. Responses to All Questions by Year.....	92
E. Indicator Questions as a Function of Exposure to the Bank.....	96
F. World Bank Client Survey 2013 – Burkina Faso Questionnaire	97

BURKINA FASO



Appendix A: Responses to All Questions across All Respondents (N=329)

A. General Issues Facing Burkina Faso

1. In general, would you say that Burkina Faso is headed in...?	Percentage of Respondents (N=297)
The right direction	74.4%
The wrong direction	3.7%
Not sure	21.9%

2. Listed below are a number of development priorities in Burkina Faso. Please identify which of the following you consider the most important development priorities in Burkina Faso? (Choose no more than THREE)	Percentage of Respondents (Responses Combined; N=321)
Education	36.4%
Public sector reform	29.9%
Health	24.0%
Poverty reduction	23.1%
Rural development	21.5%
Job creation/employment	20.6%
Domestic private sector development	19.6%
Transport	18.1%
Food security	15.6%
Agricultural development	15.6%
Fight against corruption	12.1%
Water and sanitation	10.0%
Economic growth	8.4%
Energy	7.8%
Law and justice	5.9%
Social protection	3.7%
Environmental sustainability	3.7%
Crime and violence	3.4%
Natural resource management	3.4%
Social cohesion	3.4%
Basic infrastructure	2.5%
Climate change	1.6%
Gender	1.6%
Trade and exports	1.6%
Equality of opportunity	1.6%
Global/regional integration	1.2%
Information and communications technology	1.2%
Foreign direct investment	0.9%
Cotton sector	0.6%
Urban development	0.3%
Disaster management	0.3%
Regulatory framework	0.3%
Communicable/non-communicable diseases	0.3%
Financial markets	0.0%

A. General Issues Facing Burkina Faso (continued)

3. Poverty reduction is a broad term that encompasses work in many different areas. Which THREE areas of development listed below do you believe would contribute most to reducing poverty in Burkina Faso? (Choose no more than THREE)	Percentage of Respondents (Responses Combined; N=328)
Education	34.1%
Rural development	31.1%
Agricultural development	29.0%
Job creation/employment	25.3%
Economic growth	24.7%
Domestic private sector development	24.4%
Public sector reform	16.5%
Fight against corruption	15.5%
Water and sanitation	14.6%
Health	12.8%
Food security	12.8%
Basic infrastructure	9.8%
Transport	9.5%
Equality of opportunity	7.3%
Energy	7.0%
Social protection	4.6%
Law and justice	4.3%
Natural resource management	3.0%
Environmental sustainability	2.1%
Social cohesion	1.8%
Information and communications technology	1.5%
Crime and violence	0.9%
Trade and exports	0.9%
Gender	0.9%
Climate change	0.9%
Cotton sector	0.6%
Urban development	0.6%
Regulatory framework	0.6%
Foreign direct investment	0.6%
Communicable/non-communicable diseases	0.3%
Global/regional integration	0.3%
Disaster management	0.0%
Financial markets	0.0%

A. General Issues Facing Burkina Faso (continued)

4. Economic growth can be driven by a number of factors. Which THREE areas below do you believe would contribute most to generating economic growth in Burkina Faso? (Choose no more than THREE)	Percentage of Respondents (Responses Combined; N=327)
Domestic private sector development	44.6%
Energy	38.5%
Agricultural development	31.5%
Public sector reform	21.4%
Rural development	19.6%
Job creation/employment	17.1%
Fight against corruption	17.1%
Transport	15.9%
Education	15.0%
Trade and exports	13.5%
Natural resource management	11.0%
Basic infrastructure	9.2%
Foreign direct investment	6.4%
Food security	4.6%
Social cohesion	3.7%
Global/regional integration	3.7%
Health	3.4%
Information and communications technology	3.4%
Cotton sector	3.1%
Water and sanitation	2.8%
Equality of opportunity	2.4%
Environmental sustainability	2.1%
Law and justice	2.1%
Financial markets	1.5%
Regulatory framework	1.2%
Climate change	0.9%
Gender	0.9%
Social protection	0.6%
Disaster management	0.6%
Crime and violence	0.6%
Urban development	0.3%
Communicable/non-communicable diseases	0.0%

B. Overall Attitudes toward the World Bank

Familiarity	N	Mean	SD
1. How familiar are you with the work of the World Bank in Burkina Faso, on a ten-point scale? (1-Not familiar at all, 10-Extremely familiar)	316	6.17	1.94

Overall Effectiveness	N	Mean	SD
2. Overall, please rate your impression of the World Bank's effectiveness in Burkina Faso, on a ten-point scale. (1-Not effective at all, 10-Very effective)	299	6.67	1.76

B. Overall Attitudes toward the World Bank (continued)

Staff Preparedness	N	Mean	SD
3. To what extent do you believe the World Bank's staff is well prepared (e.g., skills and knowledge) to help Burkina Faso solve its most complicated development challenges, on a ten-point scale? (1-To no degree at all, 10-To a very significant degree)	285	6.96	1.85

4. When thinking about how the World Bank can have the most impact on development results in Burkina Faso, in which sectoral areas do you believe the World Bank should focus most of its attention and resources in Burkina Faso? (Choose no more than THREE)	Percentage of Respondents (Responses Combined; N=328)
Education	36.6%
Rural development	29.3%
Public sector governance reform	25.9%
Agricultural development	25.0%
Domestic private sector development	24.4%
Health	20.7%
Poverty reduction	20.1%
Transport	19.8%
Job creation/employment	15.9%
Energy	14.9%
Economic growth	11.3%
Water and sanitation	9.5%
Food security	8.2%
Basic infrastructure	6.7%
Fight against corruption	5.8%
Natural resource management	4.0%
Law and justice	3.4%
Environmental sustainability	2.4%
Trade and exports	2.1%
Information and communications technology	2.1%
Social protection	1.8%
Crime and violence	1.8%
Social cohesion	1.5%
Equality of opportunity	0.9%
Foreign direct investment	0.9%
Urban development	0.6%
Global/regional integration	0.6%
Gender	0.6%
Disaster management	0.6%
Financial markets	0.3%
Climate change	0.3%
Cotton sector	0.3%
Regulatory framework	0.3%
Communicable/non-communicable diseases	0.0%

B. Overall Attitudes toward the World Bank (continued)

5. When thinking about the World Bank's role, which activity do you believe is of greatest VALUE and which activity is of second greatest value in Burkina Faso?	Percentage of Respondents (N=302)		
	Greatest Value	2 nd Greatest Value	Combined
Financial resources: investment lending	37.5%	12.6%	50.1%
Country Partnership Strategy formulation	20.6%	18.2%	38.8%
Financial resources: policy based lending	20.6%	18.2%	38.8%
Training/capacity building	11.6%	22.2%	33.8%
Technical assistance	2.0%	7.9%	9.9%
Mobilizing third party financial resources	2.3%	5.6%	8.0%
Policy advice	2.0%	4.0%	6.0%
Studies/analyses	1.0%	2.3%	3.3%
Donor coordination	1.7%	1.3%	3.0%
Linkage to non-Bank expertise	0.3%	2.3%	2.7%
Convening/facilitating	0.3%	2.0%	2.3%
Other	0.3%	1.3%	1.7%
Data	0.3%	0.7%	1.0%

6. Which of the following do you identify as the World Bank's greatest WEAKNESSES in its work in Burkina Faso? (Choose no more than TWO)	Percentage of Respondents (Responses Combined; N=310)
World Bank processes too slow and complex	41.6%
Too bureaucratic in its operational policies and procedures	24.5%
Imposing technocratic solutions without regard to political realities	21.9%
Too influenced by developed countries	21.3%
Not willing to honestly criticize policies and reform efforts in the country	16.5%
Not enough public disclosure of its work	16.5%
Not collaborating enough with non-state actors	15.5%
Not adequately sensitive to political/social realities in Burkina Faso	14.5%
Not aligned with country priorities	5.2%
Not exploring alternative policy options	4.5%
Staff too inaccessible	3.2%
Not client focused	2.9%
Other	2.6%
Not aligned with other donors' work	1.9%
Arrogant in its approach	1.6%
The credibility of its knowledge/data	1.3%

B. Overall Attitudes toward the World Bank (continued)

7. Which World Bank instruments do you believe are the MOST effective in reducing poverty in Burkina Faso? (Choose no more than TWO)	Percentage of Respondents (Responses Combined; N=325)
Investment lending	71.1%
Capacity development	51.1%
Policy based lending	37.5%
Co-financing arrangements	13.8%
Technical assistance	12.0%
Knowledge products/services	4.3%
Don't know	2.5%
Trust Fund management	0.6%
Other	0.6%

Global Development Agenda	N	Mean	SD
8. To what extent do you believe the World Bank SHOULD seek to influence the global development agenda as related to "global public goods" (e.g., climate change, communicable diseases, international financial systems, trade, etc.), on a ten point scale? (1-To no degree at all, 10-To a very significant degree)	280	8.04	2.00

9. In addition to the regular relations with the national government as its main interlocutor, which TWO of the following groups should the World Bank collaborate with more in your country to ensure better development results there? (Choose no more than TWO)	Percentage of Respondents (Responses Combined; N=327)
Local Government	46.2%
Beneficiaries	30.9%
Community Based Organizations	30.0%
Private sector	26.9%
NGOs	23.5%
Donor community	11.0%
Academia/think tanks/research institutes	10.1%
Regional organizations	6.4%
Media	3.7%
Other	2.8%
UN agencies	2.1%
Faith based organizations	1.8%
Parliament	1.2%
Emerging donors	1.2%
Foundations	0.0%

To what extent do you agree with the following statements about the World Bank's work in Burkina Faso, on a ten point scale? (1-Strongly disagree, 10-Strongly agree)	Level of Agreement		
	N	Mean	SD
10. Overall the World Bank currently plays a relevant role in the development in Burkina Faso	318	7.92	1.95
11. The World Bank's work is aligned with what I consider the development priorities for Burkina Faso	302	6.99	2.20
12. The World Bank supports programs and strategies that are realistic for Burkina Faso	297	7.13	2.18
13. The World Bank treats clients and stakeholders in Burkina Faso with respect	257	6.82	2.33

B. Overall Attitudes toward the World Bank (continued)

To what extent is the World Bank an effective development partner in Burkina Faso in terms of each of the following? (1-To no degree at all, 10-To a very significant degree)	Degree		
	N	Mean	SD
14. Responsiveness	239	6.05	2.11
15. Flexibility (in terms of the World Bank's products and services)	250	5.36	2.29
16. Flexibility (in terms of changing country circumstances)	250	5.95	2.13
17. Being inclusive	234	6.29	2.10
18. Openness (sharing data and other information)	247	6.72	2.09
19. Staff accessibility	249	5.88	2.37
20. Straightforwardness and honesty	226	7.18	2.18
21. Collaboration with groups outside of the Government	238	6.24	2.31
22. Collaboration with the Government	279	8.15	1.64
23. Collaboration with other donors	205	7.23	1.95
24. Follow through over time	222	7.49	1.93

25. When World Bank assisted reform efforts fail or are slow to take place, which of the following would you attribute this to? (Choose no more than TWO)	Percentage of Respondents (Responses Combined; N=326)
There is not an adequate level of citizen/civil society participation	39.3%
The World Bank works too slowly	31.6%
The World Bank is not sensitive enough to political/social realities on the ground	26.1%
Political pressures and obstacles	22.1%
Reforms are not well thought out in light of country challenges	21.2%
The Government works inefficiently	16.0%
Inadequate funding	12.9%
Lack of/inadequate levels of capacity in Government	9.8%
The World Bank does not do adequate follow through/follow-up	8.6%
Poor donor coordination	5.5%
Other	1.5%

C. World Bank Effectiveness and Results

How effective do you believe the World Bank is in terms of the work it does in the following areas of development in Burkina Faso, on a ten point scale? (1-Not effective at all, 10-Very effective)	Effectiveness		
	N	Mean	SD
1. Fight against corruption	239	5.04	2.34
2. Information and communications technology	214	5.85	2.08
3. Transport	252	6.42	1.99
4. Crime and violence	176	3.94	2.11
5. Law and justice	196	4.95	2.17
6. Urban development	216	5.50	2.07
7. Environmental sustainability	251	6.57	2.03
8. Regulatory framework	199	6.44	1.97
9. Basic infrastructure	245	6.90	1.81
10. Communicable/non-communicable diseases	228	6.42	2.00
11. Poverty reduction	282	6.72	2.01
12. Cotton sector	206	6.27	1.96
13. Gender	210	6.03	2.08
14. Domestic private sector development	243	6.19	2.00
15. Foreign direct investment	179	5.66	1.99
16. Water and sanitation	256	6.87	1.88
17. Trade and exports	187	5.71	1.97
18. Economic growth	237	6.68	1.90
19. Energy	232	6.21	1.94
20. Disaster management	212	5.92	2.26
21. Public sector reform	251	6.45	2.19
22. Job creation/employment	237	5.48	2.11
23. Financial markets	183	5.99	2.04
24. Equality of opportunity	191	5.78	2.42
25. Health	253	6.96	1.91
26. Rural development	267	7.01	1.95
27. Global/regional integration	193	6.13	2.14
28. Food security	260	6.68	2.06
29. Education	257	6.83	1.93
30. Social protection	193	4.91	2.12
31. Climate change	224	6.16	2.14
32. Agricultural development	270	6.80	1.95
33. Social cohesion	176	4.82	2.09
34. Natural resource management	232	6.04	2.33

C. World Bank Effectiveness and Results (continued)

Achieving Development Results	N	Mean	SD
35. To what extent does the World Bank's work help to achieve development results in Burkina Faso, on a ten point scale? (1-To no degree at all, 10-To a very significant degree)	310	6.98	1.74

To what extent do you agree with the following statements about the World Bank in Burkina Faso, on a ten point scale? (1-Strongly disagree, 10-Strongly agree)	N	Mean	SD
36. The World Bank's financial instruments (i.e., investment lending, Development Policy Loan, Trust Funds, Program 4 Result etc.) meet the needs of Burkina Faso	287	6.55	2.08
37. The World Bank meets Burkina Faso's needs for knowledge services (e.g., research, analysis, data, technical assistance)	274	6.35	2.09

D. The World Bank's Knowledge

1. How frequently do you consult World Bank knowledge work and activities in the work you do?	Percentage of Respondents (N=324)
Weekly	4.6%
Monthly	12.0%
A few times a year	48.5%
Rarely	26.9%
Never	8.0%

D. The World Bank's Knowledge (continued)

2. When thinking about the development challenges in Burkina Faso, where do you believe it would be most valuable for the World Bank to focus its knowledge work and activities in the next few years? (Choose no more than THREE)	Percentage of Respondents (Responses Combined; N=325)
Education	33.8%
Public sector reform	32.9%
Domestic private sector development	30.8%
Rural development	21.8%
Agricultural development	20.0%
Energy	19.7%
Poverty reduction	16.3%
Health	14.2%
Water and sanitation	12.9%
Job creation/employment	12.6%
Fight against corruption	11.1%
Transport	10.5%
Economic growth	9.8%
Food security	7.4%
Basic infrastructure	5.2%
Information and communications technology	4.9%
Natural resource management	4.6%
Climate change	4.0%
Law and justice	3.7%
Environmental sustainability	3.1%
Social cohesion	2.8%
Social protection	2.5%
Crime and violence	2.2%
Trade and exports	1.8%
Foreign direct investment	1.8%
Gender	1.8%
Equality of opportunity	0.9%
Urban development	0.9%
Cotton sector	0.9%
Global/regional integration	0.6%
Regulatory framework	0.6%
Disaster management	0.3%
Financial markets	0.3%
Communicable/non-communicable diseases	0.0%

D. The World Bank's Knowledge (continued)

In Burkina Faso, how effective do you believe the World Bank's knowledge work and activities: <i>(1-Not effective at all, 10-Very effective)</i>	Level of Effectiveness		
	N	Mean	SD
3. Enhancing your knowledge and/or skills	269	6.80	2.06
4. Contributing to good policy making	268	6.97	1.96
5. Providing support for program implementation	272	7.22	1.84
6. Raising your awareness of the particular topic	248	6.48	2.21

In Burkina Faso, to what extent do you believe that the World Bank's knowledge work and activities: <i>(1-To no degree at all, 10-To a very significant degree)</i>	Degree		
	N	Mean	SD
7. Are timely	268	7.26	1.90
8. Include appropriate level of stakeholder involvement during preparation	252	6.40	2.11
9. Are relevant to Burkina Faso's development priorities	281	7.38	1.94
10. Provide feasible recommendations	258	6.91	1.94
11. Are accessible (well written and easy to understand)	257	6.29	2.21
12. Are source of relevant information on global good practices	264	7.38	1.84
13. Are useful in terms of the work you do	264	7.06	2.11
14. Are adequately disseminated	258	5.67	2.17
15. Are appropriately translated	242	5.67	2.23
16. Are adaptable to Burkina Faso's specific development challenges and country circumstances	264	6.87	2.06

Overall Evaluations	N	Mean	SD
17. Overall, how significant a contribution do you believe the World Bank's knowledge work and activities make to development results in your country, on a ten point scale? <i>(1-Not significant at all, 10-Very significant)</i>	288	7.56	1.70
18. Overall, how would you rate the technical quality of the World Bank's knowledge work and activities, on a ten point scale? <i>(1-Very low technical quality, 10-Very high technical quality)</i>	290	7.50	1.62

E. Working with the World Bank

To what extent do you agree/disagree with the following statements, on a ten point scale? (1-Strongly disagree, 10-Strongly agree)	Level of Agreement		
	N	Mean	SD
1. The World Bank disburses funds promptly	269	4.06	2.39
2. The World Bank effectively monitors and evaluates the projects and programs it supports	294	7.09	2.19
3. The World Bank's approvals and reviews are done in a timely fashion	239	6.94	2.11
4. The World Bank's "Safeguard Policy" requirements are reasonable	197	6.47	2.03
5. The World Bank imposes reasonable conditions on its lending	259	5.88	2.30
6. Working with the World Bank increases Burkina Faso 's institutional capacity	295	7.56	1.82
7. The World Bank ensures consistency and continuity through staff changes	160	6.38	2.29
8. The World Bank's teams and visits are well coordinated	223	7.11	2.02
9. Where country systems (e.g., procurement, financial management, etc.) are adequate, the World Bank makes appropriate use of them	221	7.20	2.17
10. The World Bank provides effective implementation support (i.e., supervision of projects)	264	7.27	1.98

F. The Future Role of the World Bank in Burkina Faso

The Bank's Role	N	Mean	SD
1. How significant a role do you believe the Bank SHOULD play in Burkina Faso's development in the near future, on a ten point scale? (1-Not a significant role at all, 10-Very significant role)	315	8.57	1.49

2. Which of the following SHOULD the World Bank do to make itself of greater value in Burkina Faso? (Choose no more than TWO)	Percentage of Respondents (Responses Combined; N=318)
Reduce the complexity of obtaining World Bank financing	57.9%
Reach out more to groups outside of government	41.2%
Improve the quality of its experts as related to Burkina Faso's specific challenges	25.2%
Work faster	15.4%
Improve the competitiveness of its financing compared to markets	14.2%
Offer more innovative financial products	13.8%
Provide more adequate data/knowledge/statistics/figures on Burkina Faso's economy	7.9%
Offer more innovative knowledge services	7.2%
Focus primarily on advocacy issues	5.3%
Ensure greater selectivity in its work	4.1%
Other	3.8%

G. Communication and Information Sharing

1. How do you get most of your information about economic and social development issues in Burkina Faso? (Choose no more than TWO)	Percentage of Respondents (Responses Combined; N=322)
Local newspapers	57.8%
Internet	41.0%
Local television	31.7%
Local radio	12.4%
International television	12.1%
International radio	11.2%
Periodicals	10.6%
Other	8.7%
International newspapers	8.1%
Instant messaging	0.9%
Mobile phones	0.9%
Social media (Facebook, Twitter, YouTube)	0.6%
Blogs	0.0%

2. How would you prefer to receive information from the World Bank? (Choose no more than TWO)	Percentage of Respondents (Responses Combined; N=326)
World Bank website	54.3%
World Bank seminars/workshops/conferences	45.4%
World Bank publications and other written materials	29.1%
Direct contact with World Bank (i.e., face to face meetings/discussions)	28.8%
e-newsletters	14.7%
World Bank Public Information Center	11.0%
Instant messaging	4.3%
Mobile phones	4.0%
Other	3.1%
Social media (Facebook, Twitter, YouTube)	1.5%
Blogs	0.0%

3. Are you aware of the World Bank's Access to Information Policy under which the Bank will now disclose any information in its possession that is not on a list of exceptions?	Percentage of Respondents (N=311)
Yes	13.5%
No	86.5%

4. Have you requested information from the World Bank on its activities in the past year?	Percentage of Respondents (N=291)
Yes	18.6%
No	81.4%

5. Were you able to obtain this information?	Percentage of Respondents (N=83)
Yes	61.4%
No	38.6%

6. Do you have access to the Internet?	Percentage of Respondents (N=305)
Yes	90.5%
No	9.5%

G. Communication and Information Sharing (continued)

7. Do you use/have used the World Bank website?	Percentage of Respondents (N=309)
Yes	51.1%
No	48.9%

8. Which do you primarily use?	Percentage of Respondents (N=212)
The World Bank's country website	54.2%
The World Bank's main website	45.8%

9. Which internet connection do you use primarily when visiting a World Bank website?	Percentage of Respondents (N=221)
High speed	64.3%
Dial-up	35.7%

10. Do you use/have you used the World Bank's Public Information Centers (PICs) in Burkina Faso?	Percentage of Respondents (N=313)
Yes	8.3%
No	48.6%
I don't know what PIC is	43.1%

Please rate how much you agree with the following statements, on a ten point scale. (1-Strongly disagree, 10-Strongly agree)	Level of Agreement		
	N	Mean	SD
11. I use/consult World Bank data more currently than I did a few years ago	250	4.54	2.66
12. The World Bank's PIC is a valuable source of information related to development in Burkina Faso	57	6.21	3.02
13. I find the World Bank websites easy to navigate	140	6.93	2.02
14. I find the information on the World Bank's websites useful	131	7.65	1.50
15. When I need information from the World Bank I know how to find it	218	6.27	2.57
16. The World Bank is responsive to my information requests and inquiries	140	6.39	2.40

H. Background Information

1. Which of the following best describes your current position? (Please mark only ONE response)	Percentage of Respondents (N=318)
Employee of a Ministry, Ministerial Department or Implementation Agency	27.4%
Local Government Office or Staff	14.2%
Other	10.7%
Community Based Organization	9.4%
Project Management Unit (PMU) overseeing implementation of project	9.1%
NGO	5.7%
Media (Press, Radio, TV, Web, etc.)	4.4%
Private Sector Organization	4.1%
Independent Government Institution (i.e., Regulatory Agency, Central Bank/oversight institution)	2.5%
Bilateral Agency	2.2%
Multilateral Agency	1.9%
Academia/Research Institute/Think Tank	1.9%
Consultant/Contractor working on World Bank supported Project/Program	1.6%
Office of Minister	1.3%
Financial Sector/Private Bank	0.9%
Faith-Based Group	0.9%
Office of Parliamentarian	0.6%
Private Foundation	0.6%
Office of the President, Prime Minister	0.3%
Trade Union	0.3%

2. Please identify the primary specialization of your work. (Please mark only ONE response)	Percentage of Respondents (N=310)
Agricultural development	28.1%
Other	21.3%
Public sector governance/Public financial management/anti-corruption	16.5%
Education	11.0%
Health/Communicable/non-communicable diseases	5.5%
Information and communications technology	4.2%
Law and justice/regulatory framework	2.3%
Job creation/employment	1.9%
Natural resource management/environmental sustainability	1.6%
Social protection	1.6%
Energy	1.3%
Financial markets/banking	1.3%
Private sector development/foreign direct investment	1.3%
Transport	1.0%
Gender/equality of opportunity	0.6%
Urban development	0.3%
Water and sanitation	0.3%

H. Background Information (continued)

3. Currently, do you professionally collaborate/work with the World Bank in your country?	Percentage of Respondents (N=312)
Yes	52.6%
No	47.4%

4. Which of the following describes most of your exposure to the World Bank in Burkina Faso? (Choose no more than TWO)	Percentage of Respondents (N=310)
Collaborate as part of my professional duties	53.9%
Engage in World Bank related/sponsored events/activities	41.0%
Observer	25.8%
Use World Bank reports/data	23.2%
Use World Bank website for information, data, research, etc.	18.7%

5. Which best represents your geographic location?	Percentage of Respondents (N=320)
Ouagadougou city	42.8%
Center-West Region	6.3%
Center-South Region	5.3%
High Basins Region	5.3%
Center-East Region	5.0%
East Region	4.4%
North Region	4.4%
Sahel Region	4.4%
Cascades Region	4.4%
Mouhoun Buckle Region	4.4%
South-West Region	4.1%
Central Plateau Region	4.1%
Center-North Region	2.8%
Center Region	2.5%

Appendix B: Responses to All Questions by Stakeholder Groups

A. General Issues facing Burkina Faso

In general would you say that Burkina Faso is headed in ... ?

Percentage of Respondents	Office of President/Prime Minister/Minister	Employee of Ministry/ Ministerial Dep/ Implementation Agency	PMU/Consultant/ Contractor on Bank project	Local Government	Bilateral/ Multilateral Agency	Private Sector/ Financial Sector/ Private Bank	CSO	Media	Independent Government Institution	Other
The right direction	100.0%	79.0%	73.3%	71.8%	70.0%	53.3%	71.7%	70.0%	100.0%	74.4%
The wrong direction	0.0%	2.5%	3.3%	5.1%	10.0%	0.0%	5.7%	0.0%	0.0%	2.6%
Not sure	0.0%	18.5%	23.3%	23.1%	20.0%	46.7%	22.6%	30.0%	0.0%	23.1%

Listed below are a number of development priorities in Burkina Faso. Please identify which of the following you consider the most important development priorities in Burkina Faso? (Choose no more than THREE)

Percentage of Respondents (Responses Combined)	Office of President/Prime Minister/Minister	Employee of Ministry/ Ministerial Dep/ Implementation Agency	PMU/Consultant/ Contractor on Bank project	Local Government	Bilateral/ Multilateral Agency	Private Sector/ Financial Sector/ Private Bank	CSO	Media	Independent Government Institution	Other
Social protection	20.0%	6.0%	0.0%	2.3%	8.3%	0.0%	1.9%	7.7%	12.5%	2.4%
Transport	0.0%	21.4%	18.2%	25.0%	8.3%	31.3%	7.4%	7.7%	12.5%	24.4%
Public sector reform	40.0%	25.0%	39.4%	27.3%	33.3%	25.0%	22.2%	53.8%	37.5%	36.6%
Global/regional integration	0.0%	1.2%	3.0%	0.0%	0.0%	0.0%	0.0%	7.7%	0.0%	2.4%
Gender	0.0%	1.2%	0.0%	2.3%	0.0%	0.0%	5.6%	0.0%	0.0%	0.0%
Domestic private sector development	60.0%	19.0%	21.2%	18.2%	25.0%	31.3%	18.5%	15.4%	12.5%	9.8%
Foreign direct investment	0.0%	1.2%	0.0%	2.3%	0.0%	0.0%	0.0%	0.0%	0.0%	2.4%
Water and sanitation	20.0%	7.1%	9.1%	9.1%	8.3%	6.3%	13.0%	7.7%	12.5%	9.8%
Fight against corruption	0.0%	14.3%	12.1%	6.8%	16.7%	18.8%	14.8%	23.1%	0.0%	4.9%
Job creation/employment	20.0%	19.0%	21.2%	18.2%	25.0%	12.5%	24.1%	30.8%	0.0%	29.3%
Rural development	20.0%	22.6%	39.4%	20.5%	16.7%	12.5%	25.9%	15.4%	12.5%	12.2%
Financial markets	0.0%	0.0%	0.0%	0.0%	0.0%	0.0%	0.0%	0.0%	0.0%	0.0%
Urban development	0.0%	0.0%	0.0%	2.3%	0.0%	0.0%	0.0%	0.0%	0.0%	0.0%
Environmental sustainability	0.0%	4.8%	3.0%	2.3%	0.0%	0.0%	7.4%	0.0%	0.0%	4.9%
Equality of opportunity	0.0%	0.0%	0.0%	2.3%	8.3%	0.0%	5.6%	0.0%	0.0%	0.0%
Health	20.0%	20.2%	21.2%	20.5%	8.3%	43.8%	22.2%	23.1%	37.5%	31.7%
Education	40.0%	32.1%	33.3%	31.8%	50.0%	37.5%	40.7%	38.5%	75.0%	34.1%
Poverty reduction	40.0%	21.4%	21.2%	36.4%	16.7%	6.3%	22.2%	7.7%	0.0%	26.8%
Energy	0.0%	8.3%	0.0%	2.3%	25.0%	12.5%	9.3%	7.7%	0.0%	9.8%
Food security	0.0%	16.7%	15.2%	13.6%	33.3%	18.8%	14.8%	0.0%	12.5%	17.1%
Climate change	0.0%	1.2%	0.0%	2.3%	0.0%	0.0%	1.9%	0.0%	0.0%	4.9%
Agricultural development	20.0%	16.7%	15.2%	20.5%	0.0%	18.8%	14.8%	15.4%	37.5%	12.2%
Trade and exports	0.0%	4.8%	0.0%	0.0%	0.0%	0.0%	0.0%	7.7%	0.0%	0.0%
Crime and violence	0.0%	3.6%	6.1%	2.3%	0.0%	0.0%	5.6%	7.7%	0.0%	2.4%
Economic growth	0.0%	10.7%	9.1%	11.4%	8.3%	0.0%	7.4%	0.0%	0.0%	12.2%
Law and justice	0.0%	8.3%	3.0%	9.1%	8.3%	12.5%	3.7%	0.0%	12.5%	2.4%
Regulatory framework	0.0%	0.0%	0.0%	0.0%	0.0%	0.0%	0.0%	0.0%	0.0%	2.4%
Communicable/non-communicable diseases	0.0%	1.2%	0.0%	0.0%	0.0%	0.0%	0.0%	0.0%	0.0%	0.0%
Basic infrastructure*	0.0%	4.8%	0.0%	0.0%	0.0%	6.3%	1.9%	0.0%	25.0%	0.0%
Natural resource management	0.0%	3.6%	6.1%	4.5%	0.0%	0.0%	3.7%	0.0%	0.0%	4.9%
Disaster management	0.0%	0.0%	0.0%	0.0%	0.0%	0.0%	1.9%	0.0%	0.0%	0.0%
Information and communications technology	0.0%	2.4%	0.0%	0.0%	0.0%	0.0%	1.9%	7.7%	0.0%	0.0%
Cotton sector	0.0%	1.2%	0.0%	2.3%	0.0%	0.0%	0.0%	0.0%	0.0%	0.0%
Social cohesion	0.0%	3.6%	3.0%	4.5%	0.0%	6.3%	1.9%	0.0%	0.0%	0.0%

*Significantly different between stakeholder groups

A. General Issues facing Burkina Faso (continued)

Poverty reduction is a broad term that encompasses work in many different areas. Which THREE areas of development listed below do you believe would contribute most to reducing poverty in Burkina Faso? (Choose no more than THREE)

Percentage of Respondents (Responses Combined)	Office of President/Prime Minister/Minister	Employee of Ministry/ Ministerial Dep/ Implementation Agency	PMU/Consultant/ Contractor on Bank project	Local Government	Bilateral/ Multilateral Agency	Private Sector/ Financial Sector/ Private Bank	CSO	Media	Independent Government Institution	Other
Water and sanitation	0.0%	14.9%	11.8%	11.1%	15.4%	18.8%	13.0%	21.4%	12.5%	17.1%
Equality of opportunity	0.0%	9.2%	0.0%	11.1%	7.7%	0.0%	13.0%	0.0%	0.0%	7.3%
Economic growth	40.0%	28.7%	29.4%	31.1%	23.1%	25.0%	11.1%	21.4%	37.5%	22.0%
Climate change	0.0%	0.0%	2.9%	0.0%	0.0%	0.0%	1.9%	0.0%	0.0%	2.4%
Global/regional integration	0.0%	0.0%	2.9%	0.0%	0.0%	0.0%	0.0%	0.0%	0.0%	0.0%
Gender	0.0%	1.1%	0.0%	0.0%	0.0%	0.0%	1.9%	7.1%	0.0%	0.0%
Rural development	0.0%	25.3%	32.4%	26.7%	23.1%	18.8%	38.9%	42.9%	37.5%	46.3%
Urban development	0.0%	1.1%	0.0%	2.2%	0.0%	0.0%	0.0%	0.0%	0.0%	0.0%
Regulatory framework*	20.0%	1.1%	0.0%	0.0%	0.0%	0.0%	0.0%	0.0%	0.0%	0.0%
Basic infrastructure	0.0%	10.3%	14.7%	4.4%	7.7%	12.5%	3.7%	14.3%	25.0%	14.6%
Social protection*	20.0%	5.7%	2.9%	0.0%	30.8%	6.3%	1.9%	0.0%	0.0%	2.4%
Law and justice	0.0%	6.9%	0.0%	2.2%	7.7%	12.5%	3.7%	0.0%	12.5%	2.4%
Social cohesion	0.0%	1.1%	0.0%	2.2%	7.7%	0.0%	3.7%	0.0%	0.0%	2.4%
Transport	0.0%	9.2%	8.8%	15.6%	0.0%	12.5%	9.3%	14.3%	0.0%	7.3%
Crime and violence	0.0%	2.3%	0.0%	0.0%	0.0%	0.0%	0.0%	0.0%	0.0%	2.4%
Communicable/non-communicable diseases	0.0%	0.0%	0.0%	0.0%	0.0%	0.0%	0.0%	0.0%	0.0%	2.4%
Information and communications technology	0.0%	3.4%	0.0%	2.2%	0.0%	0.0%	0.0%	7.1%	0.0%	0.0%
Fight against corruption	20.0%	11.5%	11.8%	11.1%	23.1%	25.0%	24.1%	14.3%	25.0%	14.6%
Domestic private sector development	0.0%	25.3%	29.4%	24.4%	15.4%	31.3%	20.4%	50.0%	12.5%	17.1%
Foreign direct investment	0.0%	0.0%	0.0%	2.2%	0.0%	0.0%	0.0%	0.0%	0.0%	2.4%
Education	40.0%	35.6%	32.4%	26.7%	61.5%	37.5%	29.6%	28.6%	50.0%	39.0%
Energy	0.0%	6.9%	0.0%	13.3%	7.7%	6.3%	5.6%	7.1%	0.0%	9.8%
Public sector reform	40.0%	11.5%	14.7%	13.3%	7.7%	6.3%	22.2%	14.3%	37.5%	29.3%
Natural resource management	0.0%	2.3%	8.8%	2.2%	0.0%	0.0%	5.6%	0.0%	0.0%	2.4%
Environmental sustainability	0.0%	2.3%	2.9%	0.0%	0.0%	0.0%	1.9%	0.0%	0.0%	7.3%
Disaster management	0.0%	0.0%	0.0%	0.0%	0.0%	0.0%	0.0%	0.0%	0.0%	0.0%
Health	0.0%	9.2%	14.7%	20.0%	15.4%	6.3%	16.7%	0.0%	0.0%	12.2%
Agricultural development	60.0%	27.6%	41.2%	33.3%	23.1%	31.3%	25.9%	21.4%	25.0%	19.5%
Job creation/employment	60.0%	32.2%	20.6%	31.1%	15.4%	12.5%	20.4%	28.6%	25.0%	14.6%
Cotton sector	0.0%	0.0%	0.0%	2.2%	0.0%	6.3%	0.0%	0.0%	0.0%	0.0%
Financial markets	0.0%	0.0%	0.0%	0.0%	0.0%	0.0%	0.0%	0.0%	0.0%	0.0%
Trade and exports	0.0%	1.1%	0.0%	0.0%	0.0%	0.0%	1.9%	0.0%	0.0%	0.0%
Food security	0.0%	9.2%	17.6%	11.1%	7.7%	25.0%	20.4%	7.1%	0.0%	7.3%

*Significantly different between stakeholder groups

A. General Issues facing Burkina Faso (continued)

Economic growth can be driven by a number of factors. Which THREE areas below do you believe would contribute most to generating economic growth in Burkina Faso? (Choose no more than THREE)

Percentage of Respondents (Responses Combined)	Office of President/Prime Minister/Minister	Employee of Ministry/ Ministerial Dep/ Implementation Agency	PMU/Consultant/ Contractor on Bank project	Local Government	Bilateral/ Multilateral Agency	Private Sector/ Financial Sector/ Private Bank	CSO	Media	Independent Government Institution	Other
Energy	0.0%	43.0%	44.1%	35.6%	30.8%	37.5%	39.6%	42.9%	0.0%	45.2%
Gender	0.0%	0.0%	2.9%	0.0%	0.0%	0.0%	3.8%	0.0%	0.0%	0.0%
Equality of opportunity	0.0%	1.2%	0.0%	2.2%	7.7%	0.0%	5.7%	0.0%	0.0%	2.4%
Social protection	0.0%	0.0%	0.0%	2.2%	0.0%	0.0%	0.0%	0.0%	0.0%	0.0%
Global/regional integration	20.0%	2.3%	8.8%	0.0%	0.0%	6.3%	1.9%	0.0%	0.0%	4.8%
Climate change	0.0%	1.2%	0.0%	2.2%	0.0%	0.0%	0.0%	0.0%	12.5%	0.0%
Fight against corruption	20.0%	20.9%	0.0%	17.8%	7.7%	25.0%	18.9%	21.4%	12.5%	14.3%
Cotton sector	0.0%	1.2%	5.9%	4.4%	7.7%	6.3%	3.8%	0.0%	0.0%	2.4%
Disaster management	0.0%	0.0%	0.0%	4.4%	0.0%	0.0%	0.0%	0.0%	0.0%	0.0%
Rural development	0.0%	24.4%	14.7%	20.0%	7.7%	0.0%	24.5%	35.7%	25.0%	19.0%
Foreign direct investment	20.0%	4.7%	8.8%	6.7%	15.4%	12.5%	1.9%	7.1%	0.0%	9.5%
Urban development	0.0%	0.0%	0.0%	0.0%	0.0%	0.0%	0.0%	0.0%	0.0%	0.0%
Water and sanitation	0.0%	2.3%	0.0%	6.7%	0.0%	0.0%	3.8%	0.0%	12.5%	2.4%
Education	40.0%	19.8%	5.9%	15.6%	15.4%	12.5%	15.1%	14.3%	25.0%	9.5%
Information and communications technology*	0.0%	2.3%	0.0%	0.0%	0.0%	6.3%	0.0%	14.3%	0.0%	14.3%
Regulatory framework	0.0%	1.2%	0.0%	2.2%	0.0%	6.3%	1.9%	0.0%	0.0%	0.0%
Communicable/non-communicable diseases	0.0%	0.0%	0.0%	0.0%	0.0%	0.0%	0.0%	0.0%	0.0%	0.0%
Trade and exports	20.0%	14.0%	29.4%	11.1%	7.7%	6.3%	11.3%	14.3%	12.5%	9.5%
Public sector reform	0.0%	16.3%	26.5%	26.7%	15.4%	37.5%	22.6%	21.4%	25.0%	21.4%
Domestic private sector development	60.0%	43.0%	38.2%	42.2%	69.2%	50.0%	47.2%	50.0%	37.5%	40.5%
Job creation/employment	20.0%	18.6%	26.5%	17.8%	0.0%	6.3%	17.0%	21.4%	12.5%	14.3%
Agricultural development	40.0%	31.4%	29.4%	33.3%	38.5%	25.0%	30.2%	28.6%	50.0%	33.3%
Food security	0.0%	7.0%	5.9%	2.2%	7.7%	6.3%	5.7%	0.0%	0.0%	2.4%
Social cohesion	0.0%	5.8%	0.0%	0.0%	7.7%	0.0%	0.0%	0.0%	12.5%	7.1%
Transport	20.0%	11.6%	17.6%	28.9%	15.4%	12.5%	13.2%	0.0%	12.5%	19.0%
Natural resource management	20.0%	10.5%	11.8%	11.1%	15.4%	18.8%	11.3%	14.3%	25.0%	2.4%
Environmental sustainability	0.0%	0.0%	5.9%	0.0%	0.0%	0.0%	5.7%	0.0%	0.0%	4.8%
Health	0.0%	3.5%	2.9%	6.7%	0.0%	0.0%	0.0%	0.0%	0.0%	4.8%
Basic infrastructure	20.0%	8.1%	5.9%	0.0%	15.4%	25.0%	5.7%	14.3%	12.5%	16.7%
Law and justice*	0.0%	0.0%	0.0%	0.0%	15.4%	0.0%	5.7%	0.0%	12.5%	0.0%
Crime and violence	0.0%	2.3%	0.0%	0.0%	0.0%	0.0%	0.0%	0.0%	0.0%	0.0%
Financial markets	0.0%	3.5%	0.0%	0.0%	0.0%	0.0%	3.8%	0.0%	0.0%	0.0%

*Significantly different between stakeholder groups

B. Overall Attitudes toward the World Bank

	Which of the following best describes your current position?																													
	Office of President/Prime Minister/Minister			Employee of Ministry/ Ministerial Dep/ Implementation Agency			PMU/Consultant/ Contractor on Bank project			Local Government			Bilateral/ Multilateral Agency			Private Sector/ Financial Sector/ Private Bank			CSO			Media			Independent Government Institution			Other		
	N	Mean	SD	N	Mean	SD	N	Mean	SD	N	Mean	SD	N	Mean	SD	N	Mean	SD	N	Mean	SD	N	Mean	SD	N	Mean	SD	N	Mean	SD
How familiar are you with the work of the World Bank in Burkina Faso?*	5	7.00	2.12	83	5.87	2.16	34	7.03	1.53	41	6.29	2.02	12	6.42	1.62	16	5.63	2.33	53	5.72	1.55	14	6.93	1.59	7	7.14	1.95	40	6.20	2.00

(1-Not familiar at all, 10-Extremely familiar) *Significantly different between stakeholder groups

	Which of the following best describes your current position?																													
	Office of President/Prime Minister/Minister			Employee of Ministry/ Ministerial Dep/ Implementation Agency			PMU/Consultant/ Contractor on Bank project			Local Government			Bilateral/ Multilateral Agency			Private Sector/ Financial Sector/ Private Bank			CSO			Media			Independent Government Institution			Other		
	N	Mean	SD	N	Mean	SD	N	Mean	SD	N	Mean	SD	N	Mean	SD	N	Mean	SD	N	Mean	SD	N	Mean	SD	N	Mean	SD	N	Mean	SD
Overall, please rate your impression of the World Bank's effectiveness in Burkina Faso.	5	7.20	0.84	74	6.55	1.89	34	6.62	1.48	42	7.05	1.77	11	6.36	1.57	13	6.85	2.27	51	6.61	1.54	13	6.15	1.57	7	5.71	2.14	38	6.68	1.99

(1-Not effective at all, 10-Very effective)

	Which of the following best describes your current position?																													
	Office of President/Prime Minister/Minister			Employee of Ministry/ Ministerial Dep/ Implementation Agency			PMU/Consultant/ Contractor on Bank project			Local Government			Bilateral/ Multilateral Agency			Private Sector/ Financial Sector/ Private Bank			CSO			Media			Independent Government Institution			Other		
	N	Mean	SD	N	Mean	SD	N	Mean	SD	N	Mean	SD	N	Mean	SD	N	Mean	SD	N	Mean	SD	N	Mean	SD	N	Mean	SD	N	Mean	SD
To what extent do you believe the World Bank's staff is well prepared to help Burkina Faso solve its most complicated development challenges ?	5	6.80	1.48	72	6.96	1.81	33	7.03	1.51	38	7.29	2.37	11	6.82	1.40	13	6.85	1.99	49	6.78	1.74	12	6.25	1.66	7	6.43	1.62	35	7.14	1.99

(1-To no degree at all, 10-To a very significant degree)

B. Overall Attitudes toward the World Bank (continued)

When thinking about how the World Bank can have the most impact on development results in Burkina Faso, in which sectoral areas do you believe the World Bank should focus most of its attention and resources in Burkina Faso? (Choose no more than THREE)

Percentage of Respondents (Responses Combined)	Office of President/Prime Minister/Minister	Employee of Ministry/ Ministerial Dep/ Implementation Agency	PMU/Consultant/ Contractor on Bank project	Local Government	Bilateral/ Multilateral Agency	Private Sector/ Financial Sector/ Private Bank	CSO	Media	Independent Government Institution	Other
Social protection	20.0%	2.3%	2.9%	0.0%	0.0%	0.0%	1.9%	0.0%	0.0%	2.4%
Public sector governance reform	60.0%	16.1%	23.5%	31.1%	8.3%	43.8%	29.6%	35.7%	25.0%	31.0%
Transport	0.0%	19.5%	29.4%	24.4%	25.0%	12.5%	14.8%	7.1%	0.0%	21.4%
Poverty reduction	0.0%	18.4%	32.4%	26.7%	16.7%	12.5%	13.0%	28.6%	0.0%	28.6%
Global/regional integration	0.0%	1.1%	0.0%	2.2%	0.0%	0.0%	0.0%	0.0%	0.0%	0.0%
Gender	0.0%	1.1%	0.0%	0.0%	0.0%	0.0%	1.9%	0.0%	0.0%	0.0%
Social cohesion	0.0%	1.1%	2.9%	0.0%	8.3%	6.3%	0.0%	7.1%	0.0%	0.0%
Crime and violence	0.0%	2.3%	0.0%	2.2%	0.0%	0.0%	1.9%	0.0%	0.0%	2.4%
Domestic private sector development	60.0%	24.1%	11.8%	22.2%	25.0%	31.3%	24.1%	42.9%	25.0%	23.8%
Rural development*	0.0%	27.6%	35.3%	24.4%	25.0%	0.0%	46.3%	28.6%	25.0%	31.0%
Foreign direct investment	0.0%	0.0%	2.9%	2.2%	0.0%	0.0%	0.0%	0.0%	0.0%	2.4%
Water and sanitation	0.0%	8.0%	2.9%	6.7%	8.3%	12.5%	9.3%	7.1%	12.5%	19.0%
Energy	20.0%	19.5%	14.7%	11.1%	33.3%	25.0%	7.4%	14.3%	0.0%	14.3%
Job creation/employment	40.0%	16.1%	8.8%	17.8%	8.3%	6.3%	14.8%	28.6%	12.5%	23.8%
Financial markets*	20.0%	0.0%	0.0%	0.0%	0.0%	0.0%	0.0%	0.0%	0.0%	0.0%
Urban development	0.0%	1.1%	0.0%	2.2%	0.0%	0.0%	0.0%	0.0%	0.0%	0.0%
Environmental sustainability	0.0%	2.3%	2.9%	2.2%	0.0%	0.0%	3.7%	0.0%	0.0%	4.8%
Equality of opportunity	0.0%	0.0%	0.0%	0.0%	8.3%	0.0%	3.7%	0.0%	0.0%	0.0%
Health	0.0%	26.4%	17.6%	15.6%	16.7%	37.5%	24.1%	7.1%	25.0%	7.1%
Education	20.0%	40.2%	26.5%	35.6%	41.7%	43.8%	40.7%	35.7%	62.5%	23.8%
Food security	0.0%	4.6%	11.8%	8.9%	25.0%	6.3%	9.3%	0.0%	25.0%	7.1%
Climate change	0.0%	0.0%	0.0%	0.0%	0.0%	0.0%	0.0%	0.0%	0.0%	2.4%
Agricultural development	20.0%	23.0%	26.5%	24.4%	33.3%	18.8%	24.1%	28.6%	37.5%	26.2%
Cotton sector	0.0%	0.0%	0.0%	0.0%	0.0%	0.0%	0.0%	0.0%	0.0%	2.4%
Trade and exports	0.0%	5.7%	2.9%	0.0%	0.0%	6.3%	0.0%	0.0%	0.0%	0.0%
Economic growth	0.0%	13.8%	5.9%	8.9%	0.0%	18.8%	13.0%	0.0%	0.0%	16.7%
Law and justice	0.0%	5.7%	8.8%	4.4%	0.0%	0.0%	0.0%	0.0%	12.5%	0.0%
Regulatory framework	0.0%	0.0%	2.9%	0.0%	0.0%	0.0%	0.0%	0.0%	0.0%	0.0%
Communicable/non-communicable diseases	0.0%	0.0%	0.0%	0.0%	0.0%	0.0%	0.0%	0.0%	0.0%	0.0%
Basic infrastructure	20.0%	8.0%	8.8%	6.7%	8.3%	6.3%	5.6%	0.0%	25.0%	2.4%
Natural resource management	0.0%	3.4%	5.9%	8.9%	0.0%	0.0%	3.7%	7.1%	0.0%	0.0%
Fight against corruption	0.0%	3.4%	8.8%	8.9%	0.0%	12.5%	5.6%	7.1%	0.0%	7.1%
Information and communications technology	0.0%	3.4%	2.9%	0.0%	8.3%	0.0%	0.0%	14.3%	0.0%	0.0%
Disaster management	0.0%	1.1%	0.0%	0.0%	0.0%	0.0%	0.0%	0.0%	0.0%	0.0%

*Significantly different between stakeholder groups

B. Overall Attitudes toward the World Bank (continued)

When thinking about the World Bank's role, which activity do you believe is of greatest VALUE and which activity is of second greatest value in Burkina Faso?

1st Greatest Value	Office of President/Prime Minister/Minister	Employee of Ministry/ Ministerial Dep/ Implementation Agency	PMU/Consultant/ Contractor on Bank project	Local Government	Bilateral/ Multilateral Agency	Private Sector/ Financial Sector/ Private Bank	CSO	Media	Independent Government Institution	Other
Percentage of Respondents										
Financial resources: investment lending	40.0%	37.3%	53.3%	51.2%	33.3%	37.5%	26.5%	30.8%	14.3%	39.5%
Financial resources: policy based lending	20.0%	21.7%	13.3%	17.1%	33.3%	12.5%	16.3%	23.1%	14.3%	31.6%
Mobilizing third party financial resources*	0.0%	0.0%	3.3%	0.0%	0.0%	0.0%	10.2%	0.0%	0.0%	2.6%
Technical assistance	0.0%	6.0%	0.0%	0.0%	0.0%	0.0%	0.0%	0.0%	0.0%	2.6%
Policy advice	0.0%	2.4%	6.7%	2.4%	0.0%	0.0%	2.0%	0.0%	0.0%	0.0%
Donor coordination	0.0%	1.2%	6.7%	4.9%	0.0%	0.0%	0.0%	0.0%	0.0%	0.0%
Data	0.0%	1.2%	0.0%	0.0%	0.0%	0.0%	0.0%	0.0%	0.0%	0.0%
Training/capacity building*	20.0%	9.6%	3.3%	4.9%	0.0%	0.0%	28.6%	15.4%	57.1%	7.9%
Studies/analyses	0.0%	0.0%	0.0%	0.0%	8.3%	6.3%	2.0%	0.0%	0.0%	0.0%
Convening/facilitating	0.0%	0.0%	3.3%	0.0%	0.0%	0.0%	0.0%	0.0%	0.0%	0.0%
Linkage to non-Bank expertise	0.0%	0.0%	0.0%	0.0%	0.0%	0.0%	0.0%	0.0%	0.0%	2.6%
Country Partnership Strategy formulation	20.0%	21.7%	10.0%	19.5%	16.7%	43.8%	16.3%	30.8%	14.3%	13.2%
Other*	0.0%	0.0%	0.0%	0.0%	8.3%	0.0%	0.0%	0.0%	0.0%	0.0%

*Significantly different between stakeholder groups

2nd Greatest Value	Office of President/Prime Minister/Minister	Employee of Ministry/ Ministerial Dep/ Implementation Agency	PMU/Consultant/ Contractor on Bank project	Local Government	Bilateral/ Multilateral Agency	Private Sector/ Financial Sector/ Private Bank	CSO	Media	Independent Government Institution	Other
Percentage of Respondents										
Financial resources: investment lending	20.0%	14.6%	9.7%	12.2%	16.7%	12.5%	10.0%	23.1%	0.0%	13.5%
Financial resources: policy based lending	60.0%	18.3%	19.4%	17.1%	33.3%	18.8%	14.0%	15.4%	14.3%	13.5%
Mobilizing third party financial resources	0.0%	7.3%	3.2%	4.9%	0.0%	0.0%	4.0%	0.0%	14.3%	10.8%
Technical assistance	0.0%	11.0%	6.5%	12.2%	8.3%	6.3%	8.0%	7.7%	0.0%	2.7%
Policy advice	20.0%	2.4%	3.2%	2.4%	0.0%	0.0%	8.0%	7.7%	0.0%	5.4%
Donor coordination	0.0%	2.4%	0.0%	0.0%	0.0%	0.0%	2.0%	0.0%	14.3%	0.0%
Data	0.0%	0.0%	0.0%	0.0%	8.3%	0.0%	2.0%	0.0%	0.0%	0.0%
Training/capacity building	0.0%	23.2%	19.4%	26.8%	16.7%	37.5%	16.0%	15.4%	28.6%	21.6%
Studies/analyses	0.0%	0.0%	0.0%	2.4%	16.7%	0.0%	4.0%	7.7%	0.0%	2.7%
Convening/facilitating	0.0%	1.2%	0.0%	0.0%	0.0%	6.3%	4.0%	0.0%	0.0%	5.4%
Linkage to non-Bank expertise	0.0%	3.7%	3.2%	2.4%	0.0%	6.3%	0.0%	7.7%	0.0%	0.0%
Country Partnership Strategy formulation	0.0%	12.2%	35.5%	17.1%	0.0%	12.5%	22.0%	15.4%	28.6%	21.6%
Other	0.0%	0.0%	0.0%	2.4%	0.0%	0.0%	4.0%	0.0%	0.0%	2.7%

B. Overall Attitudes toward the World Bank (continued)

Which of the following do you identify as the World Bank's greatest WEAKNESSES in its work in Burkina Faso? (Choose no more than TWO)

Percentage of Respondents (Responses Combined)	Office of President/Prime Minister/Minister	Employee of Ministry/ Ministerial Dep/ Implementation Agency	PMU/Consultant/ Contractor on Bank project	Local Government	Bilateral/ Multilateral Agency	Private Sector/ Financial Sector/ Private Bank	CSO	Media	Independent Government Institution	Other
Imposing technocratic solutions without regard to political realities	0.0%	35.4%	9.7%	18.2%	16.7%	31.3%	17.6%	7.1%	16.7%	24.4%
Not exploring alternative policy options	0.0%	3.7%	3.2%	9.1%	8.3%	0.0%	2.0%	7.1%	0.0%	4.9%
Too bureaucratic in its operational policies and procedures*	80.0%	24.4%	35.5%	13.6%	33.3%	31.3%	21.6%	0.0%	0.0%	29.3%
Staff too inaccessible	0.0%	3.7%	0.0%	2.3%	8.3%	0.0%	5.9%	0.0%	0.0%	2.4%
Arrogant in its approach*	0.0%	0.0%	3.2%	0.0%	8.3%	0.0%	0.0%	7.1%	16.7%	2.4%
Not client focused	0.0%	1.2%	9.7%	2.3%	0.0%	0.0%	7.8%	0.0%	0.0%	0.0%
The credibility of its knowledge/data	0.0%	1.2%	0.0%	0.0%	0.0%	0.0%	3.9%	7.1%	0.0%	0.0%
Not willing to honestly criticize policies and reform efforts in the country	0.0%	8.5%	19.4%	25.0%	8.3%	25.0%	17.6%	21.4%	0.0%	22.0%
Too influenced by developed countries	20.0%	26.8%	16.1%	22.7%	0.0%	6.3%	23.5%	50.0%	16.7%	17.1%
Not enough public disclosure of its work	20.0%	13.4%	12.9%	22.7%	0.0%	31.3%	7.8%	21.4%	0.0%	24.4%
World Bank processes too slow and complex	40.0%	40.2%	41.9%	54.5%	25.0%	43.8%	39.2%	35.7%	33.3%	36.6%
Not aligned with country priorities	0.0%	12.2%	0.0%	2.3%	0.0%	6.3%	3.9%	0.0%	16.7%	2.4%
Not aligned with other donors' work*	0.0%	1.2%	0.0%	0.0%	41.7%	0.0%	0.0%	0.0%	0.0%	0.0%
Not collaborating enough with non-state actors*	0.0%	4.9%	12.9%	11.4%	8.3%	25.0%	39.2%	21.4%	0.0%	17.1%
Not adequately sensitive to political/social realities in Burkina Faso*	20.0%	18.3%	22.6%	6.8%	16.7%	0.0%	5.9%	21.4%	66.7%	12.2%
Other	20.0%	1.2%	3.2%	4.5%	8.3%	0.0%	2.0%	0.0%	0.0%	2.4%

*Significantly different between stakeholder groups

Which World Bank instruments do you believe are the MOST effective in reducing poverty in Burkina Faso? (Choose no more than TWO)

Percentage of Respondents (Responses Combined)	Office of President/Prime Minister/Minister	Employee of Ministry/ Ministerial Dep/ Implementation Agency	PMU/Consultant/ Contractor on Bank project	Local Government	Bilateral/ Multilateral Agency	Private Sector/ Financial Sector/ Private Bank	CSO	Media	Independent Government Institution	Other
Capacity development	40.0%	49.4%	47.1%	48.8%	23.1%	62.5%	61.5%	42.9%	75.0%	50.0%
Policy based lending	80.0%	48.3%	29.4%	32.6%	46.2%	37.5%	26.9%	21.4%	37.5%	35.7%
Knowledge products/services	0.0%	3.4%	5.9%	0.0%	15.4%	6.3%	0.0%	14.3%	0.0%	7.1%
Investment lending	60.0%	69.0%	70.6%	81.4%	76.9%	62.5%	76.9%	42.9%	62.5%	71.4%
Technical assistance	0.0%	16.1%	11.8%	9.3%	15.4%	6.3%	11.5%	28.6%	12.5%	7.1%
Co-financing arrangements	20.0%	6.9%	17.6%	18.6%	7.7%	25.0%	13.5%	21.4%	12.5%	14.3%
Trust Fund management	0.0%	1.1%	0.0%	0.0%	0.0%	0.0%	0.0%	0.0%	0.0%	2.4%
Other	0.0%	1.1%	0.0%	0.0%	0.0%	0.0%	0.0%	7.1%	0.0%	0.0%
Don't know	0.0%	1.1%	5.9%	2.3%	0.0%	0.0%	3.8%	7.1%	0.0%	2.4%

	Which of the following best describes your current position?																													
	Office of President/Prime Minister/Minister			Employee of Ministry/ Ministerial Dep/ Implementation Agency			PMU/Consultant/ Contractor on Bank project			Local Government			Bilateral/ Multilateral Agency			Private Sector/ Financial Sector/ Private Bank			CSO			Media			Independent Government Institution			Other		
	N	Mean	SD	N	Mean	SD	N	Mean	SD	N	Mean	SD	N	Mean	SD	N	Mean	SD	N	Mean	SD	N	Mean	SD	N	Mean	SD	N	Mean	SD
To what extent do you believe that World Bank SHOULD seek to influence the global development agenda as related to "global public goods"?	4	8.50	1.91	73	8.11	2.27	32	7.88	1.60	41	8.34	1.96	10	8.10	1.66	15	7.47	2.13	46	7.59	2.06	11	8.09	1.38	6	7.00	3.52	33	8.39	1.60

(1-To no degree at all, 10-To a very significant degree)

B. Overall Attitudes toward the World Bank (continued)

In addition to the regular relations with the national government as its main interlocutor, which TWO of the following groups should the World Bank collaborate with more in your country to ensure better development results there? (Choose no more than TWO)

Percentage of Respondents (Responses Combined)	Office of President/Prime Minister/Minister	Employee of Ministry/ Ministerial Dep/ Implementation Agency	PMU/Consultant/ Contractor on Bank project	Local Government	Bilateral/ Multilateral Agency	Private Sector/ Financial Sector/ Private Bank	CSO	Media	Independent Government Institution	Other
NGOs*	0.0%	17.2%	20.6%	20.5%	23.1%	37.5%	50.0%	21.4%	12.5%	14.3%
Local Government*	80.0%	56.3%	44.1%	77.3%	23.1%	43.8%	24.1%	7.1%	25.0%	45.2%
Beneficiaries*	0.0%	40.2%	44.1%	31.8%	23.1%	6.3%	25.9%	28.6%	37.5%	16.7%
Private sector*	20.0%	24.1%	23.5%	20.5%	23.1%	75.0%	16.7%	50.0%	25.0%	35.7%
Community Based Organizations*	40.0%	18.4%	20.6%	29.5%	0.0%	12.5%	59.3%	28.6%	37.5%	33.3%
Donor community*	20.0%	9.2%	14.7%	6.8%	46.2%	6.3%	7.4%	0.0%	12.5%	11.9%
Foundations	0.0%	0.0%	0.0%	0.0%	0.0%	0.0%	0.0%	0.0%	0.0%	0.0%
Academia/think tanks/research institutes*	0.0%	14.9%	2.9%	4.5%	0.0%	0.0%	7.4%	7.1%	25.0%	21.4%
Parliament	0.0%	1.1%	5.9%	0.0%	0.0%	0.0%	0.0%	0.0%	0.0%	2.4%
Media*	0.0%	1.1%	11.8%	0.0%	0.0%	0.0%	0.0%	42.9%	0.0%	0.0%
Faith based organizations	0.0%	0.0%	2.9%	2.3%	0.0%	0.0%	1.9%	7.1%	12.5%	0.0%
Emerging donors	0.0%	2.3%	0.0%	0.0%	7.7%	0.0%	1.9%	0.0%	0.0%	0.0%
UN agencies	0.0%	3.4%	0.0%	0.0%	15.4%	0.0%	1.9%	0.0%	0.0%	2.4%
Regional organizations*	40.0%	6.9%	5.9%	4.5%	23.1%	12.5%	0.0%	7.1%	0.0%	7.1%
Other	0.0%	2.3%	2.9%	2.3%	0.0%	0.0%	3.7%	0.0%	0.0%	7.1%

*Significantly different between stakeholder groups

To what extent do you agree with the following statements about the World Bank's work in Burkina Faso, on a ten point scale? (1-Strongly disagree, 10-Strongly agree)

	Which of the following best describes your current position?																													
	Office of President/Prime Minister/Minister			Employee of Ministry/ Ministerial Dep/ Implementation Agency			PMU/Consultant/ Contractor on Bank project			Local Government			Bilateral/ Multilateral Agency			Private Sector/ Financial Sector/ Private Bank			CSO			Media			Independent Government Institution			Other		
	N	Mean	SD	N	Mean	SD	N	Mean	SD	N	Mean	SD	N	Mean	SD	N	Mean	SD	N	Mean	SD	N	Mean	SD	N	Mean	SD	N	Mean	SD
Overall the World Bank currently plays a relevant role in the development in Burkina Faso	5	8.20	1.30	84	7.75	2.06	34	8.03	1.85	44	8.50	1.70	13	8.00	1.68	16	7.81	2.54	52	8.08	1.88	13	6.69	1.60	6	6.00	1.90	42	7.79	1.94
The World Bank's work is aligned with what I consider the development priorities for Burkina Faso	5	7.40	1.34	78	6.72	2.26	33	7.67	2.01	41	7.46	2.42	12	7.08	1.68	13	7.54	2.67	52	6.63	2.21	12	6.33	1.83	7	5.71	1.98	39	7.03	1.98
The World Bank supports programs and strategies that are realistic for Burkina Faso	5	8.00	0.71	76	7.08	2.12	33	7.48	2.08	40	7.60	2.23	12	7.25	1.76	13	8.08	2.43	52	6.71	2.20	11	6.45	1.92	5	5.00	1.87	40	6.85	2.32
The World Bank treats clients and stakeholders in Burkina Faso with respect	4	8.75	0.96	65	6.51	2.41	30	7.30	1.95	33	6.73	2.78	11	6.82	1.66	16	6.88	2.85	45	6.58	2.37	9	5.56	1.88	6	5.17	2.64	31	7.61	1.80

B. Overall Attitudes toward the World Bank (continued)

To what extent is the World Bank an effective development partner in Burkina Faso, in terms of each of the following? (1-To no degree at all, 10-To a very significant degree)

	Which of the following best describes your current position?																													
	Office of President/Prime Minister/Minister			Employee of Ministry/ Ministerial Dep/ Implementation Agency			PMU/Consultant/ Contractor on Bank project			Local Government			Bilateral/ Multilateral Agency			Private Sector/ Financial Sector/ Private Bank			CSO			Media			Independent Government Institution			Other		
	N	Mean	SD	N	Mean	SD	N	Mean	SD	N	Mean	SD	N	Mean	SD	N	Mean	SD	N	Mean	SD	N	Mean	SD	N	Mean	SD	N	Mean	SD
Responsiveness	4	8.50	1.29	61	5.70	2.04	33	6.52	1.70	29	6.07	2.55	7	5.71	1.98	14	6.14	2.63	40	5.85	1.96	10	5.80	1.87	4	4.75	1.71	29	5.90	2.04
Flexibility (in terms of the World Bank's products and services)	5	5.20	1.30	67	5.06	2.09	30	5.97	1.83	32	5.53	2.61	10	5.20	1.81	14	5.43	2.85	41	5.17	2.64	11	5.36	1.63	5	3.20	0.84	28	5.54	2.19
Flexibility (in terms of changing country circumstances)	5	6.00	1.87	62	5.60	2.01	32	6.38	1.68	33	6.18	2.53	9	6.11	1.90	13	6.08	2.29	43	5.88	2.39	10	6.20	1.55	6	4.67	2.58	31	5.77	2.00
Being inclusive	4	7.75	1.71	54	5.87	2.07	33	6.70	1.67	31	6.39	2.54	7	5.29	1.60	13	5.92	2.40	42	6.48	1.98	10	6.30	1.95	5	5.60	1.67	26	6.04	2.29
Openness (sharing data and other information)	5	7.60	2.30	61	6.89	2.19	31	7.00	1.77	33	6.33	2.55	10	5.60	2.12	13	6.23	2.39	41	6.15	1.92	12	7.00	1.54	5	6.60	1.14	31	7.23	1.80
Staff accessibility*	5	8.00	2.45	61	5.87	2.27	33	6.73	2.05	33	5.15	2.61	9	6.22	1.79	14	6.93	2.13	44	4.93	2.36	10	5.80	1.81	5	6.80	1.64	30	5.83	2.55
Straightforwardness and honesty	5	8.40	1.67	54	6.83	2.39	33	7.39	1.78	29	7.34	2.29	7	7.43	1.72	12	7.83	2.12	37	6.84	2.30	11	6.18	1.99	6	6.17	1.60	27	7.59	2.14
Collaboration with groups outside of the Government	5	7.20	1.30	57	6.46	2.05	28	6.75	2.20	29	6.86	2.28	7	6.43	2.07	12	5.58	2.31	43	5.40	2.55	11	6.18	1.78	6	6.67	2.25	33	5.79	2.56
Collaboration with the Government	5	9.00	1.22	76	8.03	1.61	32	8.25	1.70	31	8.42	1.59	10	8.10	0.88	13	7.92	1.85	47	8.34	1.48	13	7.38	2.36	6	7.67	1.21	36	8.14	1.59
Collaboration with other donors	5	8.20	1.48	51	7.35	1.67	29	7.38	1.82	23	6.35	2.19	11	5.82	2.56	12	7.33	2.15	32	7.75	1.70	10	7.00	1.41	2	8.50	0.71	23	7.22	2.39
Follow through over time	5	8.40	1.14	58	7.17	1.92	30	7.87	1.76	23	7.70	1.94	9	7.33	2.00	13	7.00	2.68	39	7.64	1.78	9	6.89	1.36	4	8.00	1.41	27	7.26	2.25

*Significantly different between stakeholder groups

When World Bank assisted reform efforts fail or are slow to take place, which of the following would you attribute this to? (Choose no more than TWO)

Percentage of Respondents (Responses Combined)	Office of President/Prime Minister/Minister	Employee of Ministry/ Ministerial Dep/ Implementation Agency	PMU/Consultant/ Contractor on Bank project	Local Government	Bilateral/ Multilateral Agency	Private Sector/ Financial Sector/ Private Bank	CSO	Media	Independent Government Institution	Other
The World Bank works too slowly	20.0%	36.0%	17.6%	42.2%	7.7%	31.3%	29.6%	28.6%	50.0%	28.6%
The Government works inefficiently	0.0%	16.3%	20.6%	13.3%	15.4%	18.8%	13.0%	21.4%	50.0%	9.5%
There is not an adequate level of citizen/civil society participation*	20.0%	23.3%	35.3%	40.0%	15.4%	43.8%	61.1%	50.0%	25.0%	47.6%
Poor donor coordination*	0.0%	5.8%	8.8%	2.2%	30.8%	12.5%	0.0%	0.0%	0.0%	4.8%
The World Bank does not do adequate follow through/follow-up	0.0%	8.1%	8.8%	13.3%	0.0%	18.8%	3.7%	14.3%	12.5%	7.1%
Lack of/inadequate levels of capacity in Government	20.0%	10.5%	11.8%	6.7%	15.4%	12.5%	7.4%	21.4%	0.0%	9.5%
Political pressures and obstacles	20.0%	23.3%	14.7%	20.0%	30.8%	31.3%	27.8%	0.0%	0.0%	23.8%
Reforms are not well thought out in light of country challenges	40.0%	23.3%	17.6%	15.6%	30.8%	12.5%	24.1%	21.4%	12.5%	26.2%
The World Bank is not sensitive enough to political/social realities on the ground	40.0%	32.6%	38.2%	24.4%	23.1%	12.5%	20.4%	28.6%	25.0%	19.0%
Inadequate funding	20.0%	15.1%	14.7%	20.0%	15.4%	6.3%	7.4%	0.0%	12.5%	14.3%
Other	0.0%	0.0%	5.9%	0.0%	0.0%	0.0%	3.7%	0.0%	0.0%	2.4%

*Significantly different between stakeholder groups

C. World Bank Effectiveness and Results

How effective do you believe the World Bank is in terms of the work it does in the following areas of development in Burkina Faso, on a ten point scale? (1-Not effective at all, 10-Very effective)

	Which of the following best describes your current position?																													
	Office of President/Prime Minister/Minister			Employee of Ministry/ Ministerial Dep/ Implementation Agency			PMU/Consultant/ Contractor on Bank project			Local Government			Bilateral/ Multilateral Agency			Private Sector/ Financial Sector/ Private Bank			CSO			Media			Independent Government Institution			Other		
	N	Mean	SD	N	Mean	SD	N	Mean	SD	N	Mean	SD	N	Mean	SD	N	Mean	SD	N	Mean	SD	N	Mean	SD	N	Mean	SD	N	Mean	SD
Fight against corruption	4	7.00	1.41	64	5.17	2.43	29	5.45	2.34	34	4.74	2.65	10	6.60	2.07	11	4.73	1.74	39	4.31	2.18	12	4.58	1.62	3	6.00	3.00	28	5.29	2.39
Information and communications technology	4	6.00	2.94	55	6.04	2.32	27	6.33	1.49	28	5.64	2.38	5	4.80	2.05	10	5.80	1.23	36	5.33	1.87	10	4.70	2.16	3	8.00	1.73	32	6.25	1.93
Transport	5	6.60	1.14	67	6.19	1.94	32	7.06	1.66	39	6.49	2.40	9	7.44	1.88	10	5.60	2.07	39	6.15	2.21	9	5.56	.73	4	6.00	2.00	33	6.76	1.82
Crime and violence	3	4.00	4.36	42	3.76	2.34	24	4.33	2.10	28	3.57	2.30	5	3.00	2.00	10	4.00	1.56	27	3.89	1.63	8	4.50	1.60	2	6.50	3.54	24	4.29	2.05
Law and justice	4	4.50	4.04	48	4.67	2.12	25	5.60	2.22	31	4.87	2.32	6	5.33	2.42	10	5.70	1.34	33	4.88	2.25	8	4.88	1.46	2	4.00	0.00	25	5.08	2.16
Urban development	3	4.00	2.65	57	5.26	2.07	30	5.80	1.81	31	5.77	2.45	7	5.00	3.06	9	4.67	1.58	35	5.54	1.96	8	5.13	1.89	1	4.00	0.00	30	6.13	1.81
Environmental sustainability	4	5.00	2.94	62	6.53	2.10	32	7.25	1.59	34	7.12	2.10	10	6.50	2.27	10	5.80	1.69	44	6.16	2.02	10	6.20	1.62	4	5.00	1.63	35	6.69	2.03
Regulatory framework	4	6.75	1.50	53	6.17	2.22	29	6.72	1.81	24	6.08	2.43	8	7.00	1.51	9	7.00	1.32	29	6.48	1.96	8	5.38	1.06	2	8.00	1.41	31	6.77	1.67
Basic infrastructure	4	7.75	0.50	66	6.92	1.77	29	7.41	1.40	35	7.06	1.95	8	7.38	1.51	10	5.90	2.28	44	6.66	1.85	7	5.43	0.98	3	5.00	1.73	33	7.00	1.92
Communicable/non-communicable diseases	4	6.00	1.15	57	5.95	2.10	30	7.10	1.60	35	7.06	1.88	8	5.63	1.85	12	5.50	2.43	38	6.55	2.14	7	6.43	1.40	1	6.00	0.00	30	6.47	2.00
Poverty reduction	4	6.75	1.71	77	6.83	1.94	32	7.16	1.94	39	7.10	2.07	9	6.44	1.94	12	6.08	2.15	49	6.47	2.18	10	5.80	2.20	5	5.20	1.92	37	6.59	1.86
Cotton sector	4	6.25	2.75	50	6.24	2.02	26	6.85	1.76	31	6.16	1.85	9	7.11	2.03	11	5.55	1.75	31	6.03	1.87	11	6.09	2.30	2	4.50	2.12	27	6.37	2.22
Gender*	3	4.33	1.15	49	5.78	2.11	28	6.96	1.75	30	6.53	2.26	6	6.00	2.10	12	5.08	1.73	38	5.74	2.15	8	4.75	1.28	1	6.00	0.00	32	6.31	2.13
Domestic private sector development	4	6.50	1.29	64	6.41	1.96	30	6.80	1.99	30	6.33	2.15	9	7.11	1.62	13	5.46	2.22	39	5.46	1.88	11	5.55	1.69	4	5.75	2.75	33	6.39	2.01
Foreign direct investment	3	4.67	0.58	45	5.64	1.79	22	6.36	2.08	21	5.71	2.26	8	6.13	1.81	13	4.92	1.85	27	5.26	1.89	4	5.50	1.00	3	7.33	.58	28	5.71	2.39
Water and sanitation*	4	8.25	0.50	65	7.06	1.98	29	7.34	1.49	39	7.36	1.84	9	6.22	2.11	11	5.73	2.00	39	6.26	1.63	10	5.80	1.48	5	5.80	1.30	36	6.86	2.04
Trade and exports	4	5.00	0.00	46	5.93	2.05	26	6.50	1.79	24	5.42	2.34	6	4.33	2.25	11	4.82	1.60	31	5.48	1.65	8	4.88	1.64	1	6.00	0.00	24	6.33	2.04
Economic growth	4	6.25	1.50	65	6.75	2.02	28	6.93	1.61	33	6.67	1.96	7	7.29	2.06	11	5.91	2.07	39	6.56	2.02	9	5.44	1.13	3	6.33	0.58	31	6.84	1.86
Energy	4	7.50	0.58	61	6.31	2.13	29	6.45	1.86	32	6.38	2.01	8	7.38	1.69	11	5.18	1.72	37	5.86	1.84	10	5.20	1.40	3	6.00	1.00	30	6.23	2.11
Disaster management*	4	5.75	3.40	57	6.25	2.17	25	6.44	1.87	31	6.55	2.39	6	3.83	1.47	10	5.30	2.00	33	5.18	2.17	8	4.50	2.39	3	6.33	2.31	30	5.90	2.29
Public sector reform	4	8.50	0.58	69	6.59	2.19	28	6.79	1.85	33	6.42	2.44	10	7.10	1.52	12	5.92	2.35	38	6.37	2.58	9	5.78	1.79	4	4.75	2.75	37	6.19	1.97
Job creation/employment	4	6.25	2.99	56	5.54	2.34	28	6.07	2.11	33	5.55	2.00	7	5.57	2.15	11	5.55	2.16	41	5.00	1.86	12	5.08	1.56	5	5.80	2.77	33	5.12	2.03
Financial markets	4	6.75	2.87	49	6.02	1.94	24	6.46	1.89	23	5.57	2.21	6	5.50	3.02	10	5.40	2.37	28	6.07	1.98	7	6.29	1.38	1	4.00	0.00	25	5.96	2.17
Equality of opportunity	3	6.67	4.04	42	5.83	2.15	27	6.04	2.49	27	5.93	3.00	5	4.40	2.88	10	5.00	2.36	36	5.78	2.32	7	5.00	1.53	2	7.00	4.24	27	6.00	2.43
Health	3	7.33	1.53	64	6.95	1.86	28	7.18	1.61	40	7.50	2.10	8	6.38	2.20	12	6.42	2.07	43	6.93	1.68	10	5.60	1.43	4	6.00	2.83	33	6.88	2.16
Rural development	5	7.20	0.84	67	7.19	2.07	32	7.28	1.95	38	7.39	1.99	10	6.00	1.49	11	6.55	1.75	43	6.67	2.00	12	6.17	1.80	5	6.00	2.55	36	7.06	1.87
Global/regional integration	4	7.25	2.99	45	5.96	2.17	25	6.20	2.12	24	5.71	2.26	7	6.00	2.45	11	5.91	2.34	34	6.47	1.80	9	5.33	2.45	3	5.67	0.58	25	6.48	2.18
Food security	4	6.75	2.99	64	6.92	2.04	30	7.03	2.25	39	7.23	2.01	9	7.11	1.90	11	5.82	1.99	46	6.17	1.99	10	5.90	1.79	4	5.00	0.82	34	6.41	2.09
Education	3	7.33	1.53	69	6.94	1.96	29	7.28	1.75	39	7.31	1.76	8	5.75	2.19	11	6.27	1.90	39	6.59	1.98	11	5.91	1.87	5	6.20	2.17	36	6.64	2.04
Social protection	3	4.33	4.16	46	4.98	1.99	26	5.69	2.43	27	5.00	2.09	6	4.83	1.17	10	4.40	2.17	31	4.61	1.87	8	3.63	1.92	3	4.33	2.52	27	4.93	2.32
Climate change	4	5.00	3.65	54	6.37	2.05	30	6.50	2.08	33	6.64	2.07	8	5.75	1.58	10	5.10	1.60	41	5.80	2.00	9	5.67	1.80	1	4.00	0.00	27	6.04	2.47
Agricultural development	5	6.60	1.14	70	6.93	1.97	32	7.34	1.73	38	7.00	2.04	10	6.60	1.65	10	6.00	1.83	47	6.57	2.22	10	5.80	1.23	4	6.25	1.50	35	6.63	2.02
Social cohesion	4	5.25	0.50	42	4.55	2.35	24	5.63	2.06	29	4.97	2.40	5	3.40	1.82	10	5.60	1.65	24	4.75	1.78	6	4.17	2.14	1	4.00	0.00	26	4.50	1.73
Natural resource management	5	5.20	3.03	59	6.02	2.24	31	6.39	2.38	33	6.09	2.59	7	5.86	2.73	11	5.36	2.25	37	6.22	2.20	8	5.50	2.20	4	5.50	2.08	29	5.93	2.22

*Significantly different between stakeholder groups

C. World Bank Effectiveness and Results (continued)

	Which of the following best describes your current position?																													
	Office of President/Prime Minister/Minister			Employee of Ministry/ Ministerial Dep/ Implementation Agency			PMU/Consultant/ Contractor on Bank project			Local Government			Bilateral/ Multilateral Agency			Private Sector/ Financial Sector/ Private Bank			CSO			Media			Independent Government Institution			Other		
	N	Mean	SD	N	Mean	SD	N	Mean	SD	N	Mean	SD	N	Mean	SD	N	Mean	SD	N	Mean	SD	N	Mean	SD	N	Mean	SD	N	Mean	SD
To what extent does the World Bank's work help to achieve development results in Burkina Faso?	5	7.20	1.79	81	6.79	1.64	34	7.03	1.40	43	7.56	1.76	13	7.08	1.89	14	6.50	1.99	52	6.85	1.76	13	6.31	1.49	7	5.57	1.27	39	7.05	1.92

(1-To no degree at all, 10-To a very significant degree)

To what extent do you agree with the following statements about the World Bank in Burkina Faso, on a ten point scale? (1-Strongly disagree, 10-Strongly agree)

	Which of the following best describes your current position?																													
	Office of President/Prime Minister/Minister			Employee of Ministry/ Ministerial Dep/ Implementation Agency			PMU/Consultant/ Contractor on Bank project			Local Government			Bilateral/ Multilateral Agency			Private Sector/ Financial Sector/ Private Bank			CSO			Media			Independent Government Institution			Other		
	N	Mean	SD	N	Mean	SD	N	Mean	SD	N	Mean	SD	N	Mean	SD	N	Mean	SD	N	Mean	SD	N	Mean	SD	N	Mean	SD	N	Mean	SD
The World Bank's financial instruments meet the needs of Burkina Faso	4	7.50	2.52	75	6.71	2.05	32	6.97	1.71	37	6.97	2.28	13	7.00	1.73	12	6.58	2.31	50	5.92	2.12	14	6.00	1.80	6	5.33	1.75	36	6.42	1.89
The World Bank meets Burkina Faso's needs for knowledge services	5	7.40	1.95	71	6.14	2.23	28	6.46	1.93	35	6.89	2.36	11	6.91	1.76	13	5.69	2.21	45	6.31	2.04	13	5.62	1.50	7	6.00	1.73	37	6.22	1.99

D. The World Bank's Knowledge**How frequently do you consult World Bank knowledge work and activities in the work you do?***

Percentage of Respondents	Office of President/Prime Minister/Minister	Employee of Ministry/ Ministerial Dep/ Implementation Agency	PMU/Consultant/ Contractor on Bank project	Local Government	Bilateral/ Multilateral Agency	Private Sector/ Financial Sector/ Private Bank	CSO	Media	Independent Government Institution	Other
Weekly	0.0%	4.7%	20.6%	0.0%	7.7%	6.3%	1.9%	7.1%	0.0%	0.0%
Monthly	40.0%	10.5%	17.6%	6.8%	23.1%	12.5%	5.7%	35.7%	25.0%	9.5%
A few times a year	60.0%	48.8%	41.2%	54.5%	46.2%	50.0%	54.7%	35.7%	37.5%	45.2%
Rarely	0.0%	26.7%	14.7%	25.0%	23.1%	25.0%	30.2%	21.4%	25.0%	38.1%
Never	0.0%	9.3%	5.9%	13.6%	0.0%	6.3%	7.5%	0.0%	12.5%	7.1%

*Significantly different between stakeholder groups

D. The World Bank's Knowledge (continued)

When thinking about the development challenges in Burkina Faso, where do you believe it would be most valuable for the World Bank to focus its knowledge work and activities in the next few years?
(Choose no more than THREE)

Percentage of Respondents (Responses Combined)	Office of President/Prime Minister/Minister	Employee of Ministry/ Ministerial Dep/ Implementation Agency	PMU/Consultant/ Contractor on Bank project	Local Government	Bilateral/ Multilateral Agency	Private Sector/ Financial Sector/ Private Bank	CSO	Media	Independent Government Institution	Other
Public sector reform	60.0%	26.7%	50.0%	35.6%	15.4%	26.7%	35.2%	21.4%	37.5%	36.6%
Gender	0.0%	1.2%	0.0%	4.4%	0.0%	0.0%	1.9%	0.0%	0.0%	0.0%
Social cohesion	0.0%	3.5%	2.9%	4.4%	0.0%	13.3%	0.0%	0.0%	0.0%	2.4%
Domestic private sector development*	60.0%	20.9%	32.4%	24.4%	30.8%	80.0%	24.1%	57.1%	25.0%	34.1%
Foreign direct investment	0.0%	1.2%	2.9%	2.2%	7.7%	6.7%	0.0%	0.0%	0.0%	2.4%
Water and sanitation	0.0%	12.8%	17.6%	11.1%	15.4%	13.3%	9.3%	7.1%	12.5%	14.6%
Trade and exports	0.0%	2.3%	2.9%	0.0%	7.7%	6.7%	0.0%	0.0%	0.0%	0.0%
Energy	20.0%	20.9%	20.6%	20.0%	30.8%	20.0%	11.1%	21.4%	0.0%	29.3%
Disaster management	0.0%	0.0%	0.0%	2.2%	0.0%	0.0%	0.0%	0.0%	0.0%	0.0%
Social protection*	20.0%	4.7%	0.0%	0.0%	15.4%	0.0%	0.0%	0.0%	0.0%	2.4%
Climate change	0.0%	3.5%	2.9%	2.2%	7.7%	0.0%	9.3%	0.0%	0.0%	2.4%
Poverty reduction	0.0%	15.1%	14.7%	22.2%	15.4%	6.7%	18.5%	7.1%	12.5%	17.1%
Law and justice	0.0%	2.3%	5.9%	0.0%	0.0%	6.7%	3.7%	0.0%	12.5%	7.3%
Fight against corruption	20.0%	10.5%	5.9%	8.9%	15.4%	33.3%	9.3%	14.3%	0.0%	9.8%
Financial markets*	0.0%	0.0%	0.0%	0.0%	0.0%	0.0%	0.0%	7.1%	0.0%	0.0%
Equality of opportunity	0.0%	0.0%	0.0%	2.2%	0.0%	0.0%	3.7%	0.0%	0.0%	0.0%
Urban development	0.0%	2.3%	0.0%	2.2%	0.0%	0.0%	0.0%	0.0%	0.0%	0.0%
Crime and violence	0.0%	3.5%	2.9%	2.2%	0.0%	0.0%	1.9%	0.0%	0.0%	2.4%
Education	40.0%	41.9%	23.5%	35.6%	23.1%	20.0%	37.0%	28.6%	62.5%	29.3%
Cotton sector	0.0%	2.3%	0.0%	0.0%	0.0%	0.0%	0.0%	0.0%	0.0%	2.4%
Global/regional integration	0.0%	0.0%	0.0%	2.2%	0.0%	0.0%	0.0%	7.1%	0.0%	0.0%
Information and communications technology	0.0%	5.8%	0.0%	2.2%	7.7%	13.3%	1.9%	21.4%	0.0%	7.3%
Transport	0.0%	9.3%	8.8%	17.8%	7.7%	20.0%	3.7%	14.3%	12.5%	12.2%
Agricultural development	40.0%	16.3%	23.5%	22.2%	15.4%	6.7%	20.4%	21.4%	37.5%	22.0%
Natural resource management	0.0%	7.0%	8.8%	4.4%	7.7%	0.0%	5.6%	0.0%	0.0%	0.0%
Job creation/employment	40.0%	14.0%	8.8%	11.1%	15.4%	13.3%	13.0%	14.3%	0.0%	7.3%
Health	0.0%	17.4%	8.8%	17.8%	7.7%	0.0%	18.5%	7.1%	12.5%	9.8%
Economic growth	0.0%	17.4%	2.9%	11.1%	7.7%	0.0%	9.3%	0.0%	0.0%	12.2%
Rural development	0.0%	17.4%	29.4%	20.0%	15.4%	6.7%	35.2%	21.4%	25.0%	24.4%
Food security	0.0%	5.8%	8.8%	2.2%	15.4%	6.7%	16.7%	7.1%	12.5%	2.4%
Environmental sustainability	0.0%	1.2%	8.8%	4.4%	0.0%	0.0%	5.6%	0.0%	0.0%	2.4%
Regulatory framework*	0.0%	0.0%	0.0%	0.0%	0.0%	0.0%	0.0%	14.3%	0.0%	0.0%
Basic infrastructure	0.0%	8.1%	5.9%	4.4%	7.7%	0.0%	1.9%	0.0%	25.0%	4.9%
Communicable/non-communicable diseases	0.0%	0.0%	0.0%	0.0%	0.0%	0.0%	0.0%	0.0%	0.0%	0.0%

*Significantly different between stakeholder groups

D. The World Bank's Knowledge (continued)

In Burkina Faso, how effective do you believe the World Bank's knowledge work and activities: (1-Not effective at all, 10-Very effective)

	Which of the following best describes your current position?																													
	Office of President/Prime Minister/Minister			Employee of Ministry/ Ministerial Dep/ Implementation Agency			PMU/Consultant/ Contractor on Bank project			Local Government			Bilateral/ Multilateral Agency			Private Sector/ Financial Sector/ Private Bank			CSO			Media			Independent Government Institution			Other		
	N	Mean	SD	N	Mean	SD	N	Mean	SD	N	Mean	SD	N	Mean	SD	N	Mean	SD	N	Mean	SD	N	Mean	SD	N	Mean	SD	N	Mean	SD
Enhancing your knowledge and/or skills	5	7.40	1.52	75	6.69	2.06	29	7.14	1.83	33	6.94	2.28	10	7.20	1.55	13	6.23	2.45	45	6.73	2.22	13	6.23	1.74	6	5.33	1.21	33	6.91	2.08
Contributing to good policy making	5	7.20	2.77	76	7.05	1.95	29	7.10	1.86	31	6.87	2.16	10	7.30	1.64	12	6.83	1.95	46	6.78	2.15	12	5.92	1.93	4	5.00	1.63	34	7.06	1.63
Providing support for program implementation	5	7.80	1.30	73	7.00	2.01	32	7.97	1.45	32	7.47	2.00	10	6.90	1.85	13	7.31	1.55	46	7.11	1.73	12	6.83	1.64	6	5.33	1.63	34	7.32	1.79
Raising your awareness of the particular topic	4	6.00	2.58	68	6.44	2.14	29	7.03	1.82	29	6.59	2.54	8	7.25	2.05	14	6.36	2.56	43	6.21	2.43	10	6.00	1.49	5	6.40	2.41	31	6.39	2.01

In Burkina Faso, to what extent do you believe that the World Bank's knowledge work and activities: (1-To no degree at all, 10-To a very significant degree)

	Which of the following best describes your current position?																													
	Office of President/Prime Minister/Minister			Employee of Ministry/ Ministerial Dep/ Implementation Agency			PMU/Consultant/ Contractor on Bank project			Local Government			Bilateral/ Multilateral Agency			Private Sector/ Financial Sector/ Private Bank			CSO			Media			Independent Government Institution			Other		
	N	Mean	SD	N	Mean	SD	N	Mean	SD	N	Mean	SD	N	Mean	SD	N	Mean	SD	N	Mean	SD	N	Mean	SD	N	Mean	SD	N	Mean	SD
Are timely	5	7.80	1.48	77	7.34	1.76	30	7.33	1.69	28	7.82	1.91	9	7.78	1.92	12	6.75	2.30	46	7.15	1.85	11	6.64	1.43	7	6.43	1.51	36	6.97	2.40
Include appropriate level of stakeholder involvement during preparation	5	5.60	1.52	71	6.38	2.17	30	7.33	1.73	30	6.73	2.07	8	6.25	2.49	12	6.17	2.37	40	5.85	2.05	11	5.73	1.68	6	5.33	1.51	33	6.52	2.28
Are relevant to Burkina Faso's development priorities	5	8.00	0.71	81	7.31	1.93	33	7.61	1.71	33	7.97	1.63	11	7.36	2.01	12	7.17	2.41	47	7.30	1.90	11	6.55	1.97	5	5.60	2.07	35	7.03	2.27
Provide feasible recommendations	4	7.75	1.26	74	6.91	1.98	30	7.13	1.50	29	7.07	2.14	9	7.11	1.96	13	6.69	1.93	41	6.88	1.98	10	6.80	1.75	6	5.50	1.05	35	6.69	2.25
Are accessible	5	7.20	1.64	73	6.12	2.05	30	6.73	1.87	31	6.74	2.31	10	7.10	2.18	12	6.42	2.54	39	5.92	2.24	12	6.00	1.71	5	5.00	2.00	33	6.33	2.46
Are source of relevant information on global good practices.	5	8.20	1.79	74	7.36	1.72	31	7.68	1.54	31	7.68	1.85	10	7.50	1.43	13	6.69	2.39	45	7.13	2.01	9	7.67	1.50	6	6.00	1.90	33	7.61	1.64
Are useful in terms of the work you do	5	8.80	1.10	72	6.93	2.18	31	7.35	1.80	31	7.61	2.04	11	7.45	1.69	13	6.23	2.49	46	6.87	2.10	12	6.58	1.78	4	6.75	1.89	31	6.65	2.42
Are adequately disseminated	5	6.80	1.79	76	5.64	2.21	29	6.31	1.97	28	5.86	2.17	10	5.70	2.54	13	4.92	2.69	41	5.37	1.83	10	5.60	1.17	5	4.40	2.51	34	5.74	2.54
Are appropriately translated	4	6.25	1.26	68	5.60	2.15	30	5.93	2.16	25	5.64	2.33	9	5.67	2.69	13	5.31	2.84	39	5.36	2.18	10	5.30	1.16	4	5.25	2.06	33	6.18	2.42
Are adaptable to Burkina Faso's specific development challenges and country circumstances	5	6.80	1.79	74	6.72	2.10	30	6.83	1.97	32	7.72	1.99	8	6.75	2.25	12	6.75	2.22	43	6.65	2.01	11	6.55	1.92	7	5.57	1.51	34	6.79	2.23

D. The World Bank's Knowledge (continued)

		Which of the following best describes your current position?																													
		Office of President/Prime Minister/Minister			Employee of Ministry/ Ministerial Dep/ Implementation Agency			PMU/Consultant/ Contractor on Bank project			Local Government			Bilateral/ Multilateral Agency			Private Sector/ Financial Sector/ Private Bank			CSO			Media			Independent Government Institution			Other		
		N	Mean	SD	N	Mean	SD	N	Mean	SD	N	Mean	SD	N	Mean	SD	N	Mean	SD	N	Mean	SD	N	Mean	SD	N	Mean	SD	N	Mean	SD
Overall, how significant a contribution do you believe the World Bank's knowledge work and activities make to development results in your country?*		4	8.00	0.82	77	7.40	1.61	31	7.39	1.63	38	8.39	1.53	9	7.56	2.19	14	7.14	1.92	51	7.61	1.79	13	6.54	1.56	6	7.00	1.10	37	7.41	1.74
Overall, how would you rate the technical quality of the World Bank's knowledge work and activities?		5	7.80	1.48	75	7.37	1.72	33	7.55	1.23	36	8.00	1.49	10	8.10	1.20	15	7.20	1.93	50	7.34	1.57	13	6.69	1.38	7	6.43	1.40	36	7.78	1.53

(1-Not significant at all, 10-Very significant; 1-Very low technical quality, 10-Very high technical quality) *Significantly different between stakeholder groups

E. Working with the World Bank

To what extent do you agree/disagree with the following statements, on a ten point scale? (1-Strongly disagree, 10-Strongly agree)

	Which of the following best describes your current position?																													
	Office of President/Prime Minister/Minister			Employee of Ministry/ Ministerial Dep/ Implementation Agency			PMU/Consultant/ Contractor on Bank project			Local Government			Bilateral/ Multilateral Agency			Private Sector/ Financial Sector/ Private Bank			CSO			Media			Independent Government Institution			Other		
	N	Mean	SD	N	Mean	SD	N	Mean	SD	N	Mean	SD	N	Mean	SD	N	Mean	SD	N	Mean	SD	N	Mean	SD	N	Mean	SD	N	Mean	SD
The World Bank disburses funds promptly	5	5.00	1.58	70	3.94	2.21	32	4.97	2.63	36	3.64	2.71	11	4.82	1.83	13	4.54	3.33	41	3.71	2.21	11	3.64	1.57	5	2.80	1.92	36	4.06	2.40
The World Bank effectively monitors and evaluates the projects and programs it supports	5	7.60	1.82	78	7.08	2.13	32	7.22	1.93	40	7.23	2.42	11	7.36	1.91	14	7.57	2.17	51	6.84	2.29	13	5.31	1.84	5	5.80	1.48	38	7.39	2.26
The World Bank's approvals and reviews are done in a timely fashion	4	6.25	1.50	64	7.02	1.96	32	6.72	2.02	31	7.06	2.32	8	7.63	1.92	13	7.15	2.27	35	6.54	2.31	10	6.10	1.60	4	5.25	1.71	33	7.42	2.18
The World Bank's "Safeguard Policy" requirements are reasonable	4	7.00	1.63	49	6.02	2.04	30	6.60	1.71	26	6.92	2.31	6	7.33	1.97	12	6.42	1.98	30	6.40	2.14	9	5.78	1.92	2	4.50	2.12	24	6.88	2.05
The World Bank imposes reasonable conditions on its lending	4	5.50	2.38	70	5.57	2.26	31	6.61	1.87	34	5.74	2.68	10	6.60	1.58	14	6.36	2.68	41	5.80	2.48	13	5.00	1.78	7	5.29	2.14	27	6.19	2.17
Working with the World Bank increases Burkina Faso's institutional capacity	5	7.80	2.05	79	7.37	1.74	33	7.39	1.58	40	7.95	1.77	12	7.33	1.87	14	7.00	2.39	51	7.69	2.04	13	6.62	1.61	5	7.20	1.10	34	7.94	1.79
The World Bank ensures consistency and continuity through staff changes	3	6.00	3.61	45	5.91	2.35	22	6.41	2.40	22	6.95	2.26	9	6.44	1.24	11	5.82	2.79	20	6.90	2.10	8	5.50	1.07	2	5.00	1.41	14	7.29	2.37
The World Bank's teams and visits are well coordinated	5	6.60	3.21	64	7.02	1.90	27	6.96	1.74	29	7.17	2.48	12	6.67	1.78	11	6.82	2.68	31	7.35	1.78	10	6.30	1.89	5	6.80	0.84	24	7.58	2.10
Where country systems are adequate, the World Bank makes appropriate use of them	5	7.00	3.08	61	7.26	2.23	26	7.23	1.70	32	7.72	2.19	10	6.60	2.07	11	7.55	2.11	34	7.26	2.40	9	6.44	1.81	2	5.50	0.71	26	7.00	2.35
The World Bank provides effective implementation support	5	7.80	2.05	71	7.21	1.93	32	7.41	1.76	35	7.40	2.19	11	7.27	1.49	12	7.50	1.93	45	7.24	2.26	11	6.45	1.75	4	6.00	2.00	31	7.29	2.04

F. The Future Role of the World Bank in Burkina Faso

	Which of the following best describes your current position?																													
	Office of President/Prime Minister/Minister			Employee of Ministry/ Ministerial Dep/ Implementation Agency			PMU/Consultant/ Contractor on Bank project			Local Government			Bilateral/ Multilateral Agency			Private Sector/ Financial Sector/ Private Bank			CSO			Media			Independent Government Institution			Other		
	N	Mean	SD	N	Mean	SD	N	Mean	SD	N	Mean	SD	N	Mean	SD	N	Mean	SD	N	Mean	SD	N	Mean	SD	N	Mean	SD	N	Mean	SD
How significant a role do you believe the World Bank SHOULD play in Burkina Faso's development in the near future?	5	8.40	1.14	85	8.59	1.48	34	8.35	1.37	42	8.88	1.50	12	8.00	2.09	16	8.50	1.37	52	8.50	1.69	14	8.00	1.47	7	7.71	1.38	38	8.82	1.25

(1-Not a significant role at all, 10-Very significant role)

Which of the following SHOULD the World Bank do to make itself of greater value in Burkina Faso? (Choose no more than TWO)

Percentage of Respondents (Responses Combined)	Office of President/Prime Minister/Minister	Employee of Ministry/ Ministerial Dep/ Implementation Agency	PMU/Consultant/ Contractor on Bank project	Local Government	Bilateral/ Multilateral Agency	Private Sector/ Financial Sector/ Private Bank	CSO	Media	Independent Government Institution	Other
Improve the quality of its experts as related to Burkina Faso's specific challenges	0.0%	22.9%	31.3%	33.3%	27.3%	33.3%	15.4%	28.6%	50.0%	21.4%
Reduce the complexity of obtaining World Bank financing*	100.0%	69.9%	46.9%	64.4%	27.3%	46.7%	51.9%	28.6%	50.0%	61.9%
Focus primarily on advocacy issues	0.0%	4.8%	0.0%	2.2%	18.2%	6.7%	11.5%	7.1%	0.0%	2.4%
Improve the competitiveness of its financing compared to markets	40.0%	8.4%	12.5%	15.6%	0.0%	26.7%	11.5%	7.1%	0.0%	11.9%
Reach out more to groups outside of government*	20.0%	31.3%	37.5%	28.9%	27.3%	33.3%	69.2%	57.1%	50.0%	50.0%
Ensure greater selectivity in its work	0.0%	3.6%	9.4%	4.4%	18.2%	6.7%	1.9%	0.0%	0.0%	2.4%
Provide more adequate data/knowledge/statistics/figures on Burkina Faso's economy	20.0%	10.8%	3.1%	11.1%	9.1%	13.3%	3.8%	7.1%	0.0%	7.1%
Offer more innovative financial products	20.0%	13.3%	15.6%	15.6%	18.2%	13.3%	13.5%	35.7%	0.0%	9.5%
Offer more innovative knowledge services	0.0%	10.8%	12.5%	2.2%	0.0%	6.7%	5.8%	7.1%	25.0%	4.8%
Work faster	0.0%	16.9%	28.1%	17.8%	9.1%	13.3%	11.5%	21.4%	12.5%	9.5%
Other*	0.0%	1.2%	3.1%	2.2%	36.4%	0.0%	1.9%	0.0%	12.5%	7.1%

*Significantly different between stakeholder groups

G. Communication and Information Sharing

How do you get most of your information about economic and social development issues in Burkina Faso? (Choose no more than TWO)

Percentage of Respondents (Responses Combined)	Office of President/Prime Minister/Minister	Employee of Ministry/ Ministerial Dep/ Implementation Agency	PMU/Consultant/ Contractor on Bank project	Local Government	Bilateral/ Multilateral Agency	Private Sector/ Financial Sector/ Private Bank	CSO	Media	Independent Government Institution	Other
Local newspapers	40.0%	49.4%	60.6%	69.8%	61.5%	53.3%	57.4%	78.6%	50.0%	54.8%
International newspapers*	60.0%	5.9%	3.0%	11.6%	15.4%	26.7%	3.7%	0.0%	12.5%	7.1%
Local radio	0.0%	7.1%	3.0%	16.3%	0.0%	13.3%	18.5%	21.4%	25.0%	14.3%
International radio	0.0%	9.4%	18.2%	11.6%	0.0%	20.0%	7.4%	14.3%	0.0%	16.7%
Local television*	20.0%	36.5%	27.3%	32.6%	7.7%	20.0%	53.7%	14.3%	37.5%	19.0%
International television	20.0%	16.5%	9.1%	11.6%	0.0%	20.0%	5.6%	0.0%	0.0%	11.9%
Periodicals	0.0%	15.3%	18.2%	7.0%	23.1%	0.0%	1.9%	0.0%	12.5%	16.7%
Internet	40.0%	41.2%	48.5%	30.2%	69.2%	33.3%	44.4%	35.7%	50.0%	40.5%
Social media (Facebook, Twitter, Youtube)*	0.0%	0.0%	0.0%	0.0%	7.7%	0.0%	0.0%	7.1%	0.0%	0.0%
Blogs	0.0%	0.0%	0.0%	0.0%	0.0%	0.0%	0.0%	0.0%	0.0%	0.0%
Mobile phones	0.0%	1.2%	0.0%	0.0%	0.0%	0.0%	0.0%	7.1%	0.0%	2.4%
Instant messaging	0.0%	1.2%	3.0%	0.0%	7.7%	0.0%	0.0%	0.0%	0.0%	0.0%
Other	20.0%	10.6%	6.1%	7.0%	7.7%	13.3%	5.6%	7.1%	12.5%	11.9%

*Significantly different between stakeholder groups

How would you prefer to receive information from the World Bank? (Choose no more than TWO)

Percentage of Respondents (Responses Combined)	Office of President/Prime Minister/Minister	Employee of Ministry/ Ministerial Dep/ Implementation Agency	PMU/Consultant/ Contractor on Bank project	Local Government	Bilateral/ Multilateral Agency	Private Sector/ Financial Sector/ Private Bank	CSO	Media	Independent Government Institution	Other
World Bank website	40.0%	58.1%	55.9%	59.1%	69.2%	31.3%	45.3%	35.7%	50.0%	61.9%
Direct contact with World Bank (i.e., face to face meetings/discussions)	20.0%	20.9%	23.5%	34.1%	23.1%	56.3%	34.0%	28.6%	37.5%	23.8%
e-newsletters	0.0%	15.1%	14.7%	4.5%	38.5%	18.8%	17.0%	35.7%	0.0%	14.3%
Instant messaging	0.0%	5.8%	0.0%	2.3%	7.7%	12.5%	5.7%	0.0%	0.0%	2.4%
World Bank seminars/workshops/conferences	60.0%	50.0%	47.1%	52.3%	15.4%	37.5%	45.3%	35.7%	50.0%	40.5%
World Bank Public Information Center	20.0%	9.3%	5.9%	13.6%	7.7%	18.8%	17.0%	7.1%	25.0%	7.1%
World Bank publications and other written materials	60.0%	32.6%	35.3%	22.7%	30.8%	6.3%	22.6%	14.3%	37.5%	40.5%
Mobile phones	0.0%	3.5%	5.9%	4.5%	0.0%	12.5%	3.8%	7.1%	0.0%	2.4%
Social media (Facebook, Twitter, YouTube)*	0.0%	0.0%	0.0%	0.0%	0.0%	0.0%	1.9%	21.4%	0.0%	2.4%
Blogs	0.0%	0.0%	0.0%	0.0%	0.0%	0.0%	0.0%	0.0%	0.0%	0.0%
Other	0.0%	3.5%	5.9%	2.3%	0.0%	0.0%	3.8%	7.1%	0.0%	2.4%

*Significantly different between stakeholder groups

Are you aware of the World Bank's Access to Information Policy under which the Bank will now disclose any information in its possession that is not a list of exceptions?

Percentage of Respondents	Office of President/Prime Minister/Minister	Employee of Ministry/ Ministerial Dep/ Implementation Agency	PMU/Consultant/ Contractor on Bank project	Local Government	Bilateral/ Multilateral Agency	Private Sector/ Financial Sector/ Private Bank	CSO	Media	Independent Government Institution	Other
Yes	20.0%	14.5%	18.8%	7.5%	30.8%	33.3%	11.3%	7.1%	12.5%	5.3%
No	80.0%	85.5%	81.3%	92.5%	69.2%	66.7%	88.7%	92.9%	87.5%	94.7%

Have you requested information from the World Bank on its activities in the past year?

Percentage of Respondents	Office of President/Prime Minister/Minister	Employee of Ministry/ Ministerial Dep/ Implementation Agency	PMU/Consultant/ Contractor on Bank project	Local Government	Bilateral/ Multilateral Agency	Private Sector/ Financial Sector/ Private Bank	CSO	Media	Independent Government Institution	Other
Yes	0.0%	18.8%	27.6%	20.6%	41.7%	20.0%	5.9%	25.0%	20.0%	15.4%
No	100.0%	81.3%	72.4%	79.4%	58.3%	80.0%	94.1%	75.0%	80.0%	84.6%

G. Communication and Information Sharing (continued)**Were you able to obtain this information?**

Percentage of Respondents	Office of President/Prime Minister/Minister	Employee of Ministry/ Ministerial Dep/ Implementation Agency	PMU/Consultant/ Contractor on Bank project	Local Government	Bilateral/ Multilateral Agency	Private Sector/ Financial Sector/ Private Bank	CSO	Media	Independent Government Institution	Other
Yes	33.3%	66.7%	88.9%	58.3%	50.0%	75.0%	42.9%	55.6%	0.0%	66.7%
No	66.7%	33.3%	11.1%	41.7%	50.0%	25.0%	57.1%	44.4%	100.0%	33.3%

Do you have access to the Internet?

Percentage of Respondents	Office of President/Prime Minister/Minister	Employee of Ministry/ Ministerial Dep/ Implementation Agency	PMU/Consultant/ Contractor on Bank project	Local Government	Bilateral/ Multilateral Agency	Private Sector/ Financial Sector/ Private Bank	CSO	Media	Independent Government Institution	Other
Yes	100.0%	92.9%	96.7%	85.0%	100.0%	92.3%	90.2%	85.7%	71.4%	90.0%
No	0.0%	7.1%	3.3%	15.0%	0.0%	7.7%	9.8%	14.3%	28.6%	10.0%

Do you use/have used the World Bank website?*

Percentage of Respondents	Office of President/Prime Minister/Minister	Employee of Ministry/ Ministerial Dep/ Implementation Agency	PMU/Consultant/ Contractor on Bank project	Local Government	Bilateral/ Multilateral Agency	Private Sector/ Financial Sector/ Private Bank	CSO	Media	Independent Government Institution	Other
Yes	100.0%	64.6%	65.6%	28.6%	83.3%	53.3%	43.1%	50.0%	42.9%	40.0%
No	0.0%	35.4%	34.4%	71.4%	16.7%	46.7%	56.9%	50.0%	57.1%	60.0%

*Significantly different between stakeholder groups

Which do you primarily use?*

Percentage of Respondents	Office of President/Prime Minister/Minister	Employee of Ministry/ Ministerial Dep/ Implementation Agency	PMU/Consultant/ Contractor on Bank project	Local Government	Bilateral/ Multilateral Agency	Private Sector/ Financial Sector/ Private Bank	CSO	Media	Independent Government Institution	Other
The World Bank's country website	0.0%	43.8%	44.0%	84.2%	54.5%	70.0%	66.7%	42.9%	28.6%	62.5%
The World bank's main website	100.0%	56.3%	56.0%	15.8%	45.5%	30.0%	33.3%	57.1%	71.4%	37.5%

*Significantly different between stakeholder groups

Which Internet connection do you use primarily when visiting a World Bank website?*

Percentage of Respondents	Office of President/Prime Minister/Minister	Employee of Ministry/ Ministerial Dep/ Implementation Agency	PMU/Consultant/ Contractor on Bank project	Local Government	Bilateral/ Multilateral Agency	Private Sector/ Financial Sector/ Private Bank	CSO	Media	Independent Government Institution	Other
High speed	100.0%	59.0%	73.1%	38.9%	100.0%	54.5%	57.5%	88.9%	83.3%	67.9%
Dial-up	0.0%	41.0%	26.9%	61.1%	0.0%	45.5%	42.5%	11.1%	16.7%	32.1%

*Significantly different between stakeholder groups

Do you use/have you used the World Bank's Public Information Centers (PICs) in Burkina Faso?

Percentage of Respondents	Office of President/Prime Minister/Minister	Employee of Ministry/ Ministerial Dep/ Implementation Agency	PMU/Consultant/ Contractor on Bank project	Local Government	Bilateral/ Multilateral Agency	Private Sector/ Financial Sector/ Private Bank	CSO	Media	Independent Government Institution	Other
Yes	0.0%	9.5%	8.8%	9.1%	7.7%	13.3%	2.0%	7.7%	25.0%	7.7%
No	60.0%	45.2%	50.0%	36.4%	53.8%	46.7%	59.2%	61.5%	37.5%	51.3%
I don't know what PIC is	40.0%	45.2%	41.2%	54.5%	38.5%	40.0%	38.8%	30.8%	37.5%	41.0%

G. Communication and Information Sharing (continued)

Please rate how much you agree with the following statements, on a ten point scale. (1-Strongly disagree, 10-Strongly agree)

	Which of the following best describes your current position?																													
	Office of President/Prime Minister/Minister			Employee of Ministry/ Ministerial Dep/ Implementation Agency			PMU/Consultant/ Contractor on Bank project			Local Government			Bilateral/ Multilateral Agency			Private Sector/ Financial Sector/ Private Bank			CSO			Media			Independent Government Institution			Other		
	N	Mean	SD	N	Mean	SD	N	Mean	SD	N	Mean	SD	N	Mean	SD	N	Mean	SD	N	Mean	SD	N	Mean	SD	N	Mean	SD	N	Mean	SD
I use/consult World Bank data more currently than I did a few years ago	5	5.60	2.07	73	4.75	2.84	30	4.97	2.58	23	3.83	2.85	11	5.36	2.62	12	4.92	2.07	46	4.26	2.53	13	4.62	2.60	3	8.33	1.53	29	3.69	2.35
The World Bank's PIC is a valuable source of information related to development in Burkina Faso	1	10.00	0.00	13	6.77	2.77	9	7.33	1.80	10	5.10	3.70	1	10.00	0.00	3	5.33	2.08	9	4.56	3.09	2	4.00	4.24	2	8.00	0.00	5	7.60	2.30
I find the World Bank websites easy to navigate	4	8.00	1.83	41	6.90	2.18	16	7.31	1.66	10	6.40	2.84	10	5.70	2.95	8	6.25	1.49	25	6.88	1.76	5	7.20	0.45	3	8.33	1.53	16	7.38	1.59
I find the information on the World Bank's websites useful	4	8.25	1.50	42	7.60	1.47	14	8.14	1.23	10	7.50	1.84	8	7.25	1.98	6	6.33	1.51	23	7.74	1.51	5	7.60	0.55	2	9.50	0.71	15	7.47	1.41
When I need information from the World Bank I know how to find it	5	7.80	0.84	62	6.50	2.69	28	7.14	2.38	21	6.05	2.64	11	5.91	2.12	12	5.33	3.06	35	5.29	2.18	9	6.44	2.07	2	9.00	1.41	29	6.52	2.54
The World Bank is responsive to my information requests and inquiries	5	7.80	1.64	36	6.53	2.25	22	6.86	2.40	15	5.67	2.87	9	6.78	2.05	9	6.44	1.94	18	5.61	2.79	7	6.14	1.68	1	8.00	0.00	16	6.81	2.37

H. Background Information

Currently, do you professionally collaborate/work with the World Bank in your country?*

Percentage of Respondents	Office of President/Prime Minister/Minister	Employee of Ministry/ Ministerial Dep/ Implementation Agency	PMU/Consultant/ Contractor on Bank project	Local Government	Bilateral/ Multilateral Agency	Private Sector/ Financial Sector/ Private Bank	CSO	Media	Independent Government Institution	Other
Yes	60.0%	60.5%	81.8%	28.9%	76.9%	56.3%	40.0%	50.0%	83.3%	47.6%
No	40.0%	39.5%	18.2%	71.1%	23.1%	43.8%	60.0%	50.0%	16.7%	52.4%

*Significantly different between stakeholder groups

Which of the following describes most of your exposure to the World Bank in Burkina Faso? (Choose no more than TWO)

Percentage of Respondents (Responses Combined)	Office of President/Prime Minister/Minister	Employee of Ministry/ Ministerial Dep/ Implementation Agency	PMU/Consultant/ Contractor on Bank project	Local Government	Bilateral/ Multilateral Agency	Private Sector/ Financial Sector/ Private Bank	CSO	Media	Independent Government Institution	Other
Observer*	40.0%	19.3%	12.1%	28.6%	0.0%	33.3%	39.2%	23.1%	0.0%	31.7%
Use World Bank reports/data	20.0%	28.9%	21.2%	16.7%	33.3%	20.0%	23.5%	38.5%	25.0%	14.6%
Engage in World Bank related/sponsored events/activities	20.0%	31.3%	33.3%	54.8%	16.7%	46.7%	47.1%	38.5%	75.0%	46.3%
Collaborate as part of my professional duties*	80.0%	61.4%	72.7%	40.5%	75.0%	60.0%	31.4%	38.5%	75.0%	53.7%
Use World Bank website for information, data, research, etc.	20.0%	20.5%	12.1%	14.3%	33.3%	20.0%	25.5%	23.1%	0.0%	17.1%

*Significantly different between stakeholder groups

Appendix C: Responses to All Questions by Geographic Location

A. General Issues facing Burkina Faso

In general, would you say that Burkina Faso is headed in...?

Percentage of Respondents	Ouagadougou City	Other Regions
In the right direction	68.9%	79.6%
In the wrong direction	4.1%	2.4%
Don't know	27.0%	18.0%

Listed below are a number of development priorities in Burkina Faso. Please identify which of the following you consider the most important development priorities in Burkina Faso? (Choose no more than THREE)

Percentage of Respondents (Responses Combined)	Ouagadougou City	Other Regions
Social protection	6.0%	2.2%
Transport	17.9%	17.4%
Public sector reform	38.1%	23.6%
Global/regional integration	2.2%	0.6%
Gender	0.0%	2.8%
Domestic private sector development	23.1%	17.4%
Foreign direct investment	0.7%	1.1%
Water and sanitation	3.7%	15.2%
Fight against corruption	12.7%	11.2%
Job creation/employment	22.4%	19.7%
Rural development	14.2%	26.4%
Financial markets	0.0%	0.0%
Urban development	0.7%	0.0%
Environmental sustainability	3.0%	4.5%
Equality of opportunity	2.2%	1.1%
Health	23.9%	22.5%
Education	38.8%	34.8%
Poverty reduction	18.7%	26.4%
Energy	9.0%	6.7%
Food security	13.4%	16.9%
Climate change	0.7%	2.2%
Agricultural development	16.4%	15.7%
Trade and exports	3.7%	0.0%
Crime and violence	2.2%	4.5%
Economic growth	8.2%	9.0%
Law and justice	7.5%	5.1%
Regulatory framework	0.7%	0.0%
Communicable/non-communicable diseases	0.0%	0.6%
Basic infrastructure	3.0%	2.2%
Natural resource management	2.2%	3.9%
Disaster management	0.0%	0.6%
Information and communications technology	1.5%	1.1%
Cotton sector	0.0%	1.1%
Social cohesion	3.0%	3.9%

A. General Issues facing Burkina Faso (continued)

Poverty reduction is a broad term that encompasses work in many different areas. Which THREE areas of development listed below do you believe would contribute most to reducing poverty in Burkina Faso? (Choose no more than THREE)

Percentage of Respondents (Responses Combined)	Ouagadougou City	Other Regions
Water and sanitation	10.2%	18.1%
Equality of opportunity	7.3%	7.1%
Economic growth	26.3%	24.2%
Climate change	0.0%	1.6%
Global/regional integration	0.0%	0.5%
Gender	1.5%	0.5%
Rural development	26.3%	33.0%
Urban development	1.5%	0.0%
Regulatory framework	0.7%	0.5%
Basic infrastructure	13.9%	7.1%
Social protection	8.8%	1.1%
Law and justice	6.6%	2.7%
Social cohesion	2.2%	1.6%
Transport	5.1%	12.1%
Crime and violence	1.5%	0.5%
Communicable/non-communicable diseases	0.0%	0.0%
Information and communications technology	1.5%	1.6%
Fight against corruption	19.7%	12.6%
Domestic private sector development	25.5%	24.2%
Foreign direct investment	0.0%	1.1%
Education	40.9%	29.1%
Energy	3.6%	9.9%
Public sector reform	21.2%	13.2%
Natural resource management	2.2%	3.8%
Environmental sustainability	2.2%	2.2%
Disaster management	0.0%	0.0%
Health	11.7%	12.6%
Agricultural development	25.5%	31.9%
Job creation/employment	25.5%	26.4%
Cotton sector	0.0%	1.1%
Financial markets	0.0%	0.0%
Trade and exports	0.7%	1.1%
Food security	8.0%	15.4%

A. General Issues facing Burkina Faso (continued)

Economic growth can be driven by a number of factors. Which THREE areas below do you believe would contribute most to generating economic growth in Burkina Faso? (Choose no more than THREE)

Percentage of Respondents (Responses Combined)	Ouagadougou City	Other Regions
Energy	37.5%	38.5%
Gender	0.7%	1.1%
Equality of opportunity	3.7%	1.6%
Social protection	0.0%	1.1%
Global/regional integration	2.9%	3.8%
Climate change	0.0%	1.6%
Fight against corruption	19.1%	15.9%
Cotton sector	2.2%	3.8%
Disaster management	0.0%	1.1%
Rural development	18.4%	20.3%
Foreign direct investment	9.6%	3.8%
Urban development	0.7%	0.0%
Water and sanitation	0.7%	3.8%
Education	19.9%	12.1%
Information and communications technology	6.6%	0.5%
Regulatory framework	0.7%	1.6%
Communicable/non-communicable diseases	0.0%	0.0%
Trade and exports	16.9%	11.5%
Public sector reform	18.4%	24.2%
Domestic private sector development	44.9%	42.9%
Job creation/employment	16.2%	18.7%
Agricultural development	29.4%	33.5%
Food security	1.5%	7.1%
Social cohesion	2.9%	4.4%
Transport	14.0%	18.1%
Natural resource management	12.5%	9.3%
Environmental sustainability	0.7%	3.3%
Health	2.2%	3.8%
Basic infrastructure	13.2%	6.6%
Law and justice	2.2%	1.6%
Crime and violence	1.5%	0.0%
Financial markets	0.7%	2.2%

B. Overall Attitudes toward the World Bank

Overall Attitudes toward the World Bank

	Which best represents your geographic location?					
	Ouagadougou City			Other Regions		
	N	Mean	SD	N	Mean	SD
How familiar are you with the work of the World Bank in Burkina Faso?	132	6.20	2.02	175	6.19	1.92
Overall, please rate your impression of the World Bank's effectiveness in Burkina Faso.*	122	6.37	1.72	168	6.90	1.79
To what extent do you believe the World Bank's staff is well prepared to help Burkina Faso solve its most complicated development challenges?	120	6.78	1.67	156	7.11	2.00

(1-Not familiar at all, 10-Extremely familiar; 1-Not effective at all, 10-Very effective; 1-To no degree at all, 10-To a very significant degree)

*Significantly different between locations.

B. Overall Attitudes toward the World Bank (continued)

When thinking about how the World Bank can have the most impact on development results in Burkina Faso, in which sectoral areas do you believe the World Bank should focus most of its attention and resources in Burkina Faso? (Choose no more than THREE)

Percentage of Respondents (Responses Combined)	Ouagadougou City	Other Regions
Social protection	2.9%	0.5%
Public sector governance reform	31.6%	22.4%
Transport	18.4%	19.7%
Poverty reduction	19.9%	20.8%
Global/regional integration	0.0%	0.5%
Gender	0.7%	0.5%
Social cohesion	2.2%	1.1%
Crime and violence	2.2%	1.6%
Domestic private sector development	29.4%	20.8%
Rural development	22.1%	33.9%
Foreign direct investment	0.0%	1.1%
Water and sanitation	4.4%	13.1%
Energy	16.9%	13.1%
Job creation/employment	15.4%	16.4%
Financial markets	0.7%	0.0%
Urban development	1.5%	0.0%
Environmental sustainability	2.9%	2.2%
Equality of opportunity	2.2%	0.0%
Health	19.1%	21.9%
Education	39.7%	33.9%
Food security	5.9%	9.3%
Climate change	0.0%	0.5%
Agricultural development	19.9%	30.1%
Cotton sector	0.0%	0.5%
Trade and exports	5.1%	0.0%
Economic growth	11.0%	12.0%
Law and justice	5.1%	2.2%
Regulatory framework	0.7%	0.0%
Communicable/non-communicable diseases	0.0%	0.0%
Basic infrastructure	7.4%	6.6%
Natural resource management	1.5%	6.0%
Fight against corruption	5.1%	6.6%
Information and communications technology	3.7%	1.1%
Disaster management	1.5%	0.0%

When thinking about the World Bank's role, which activity do you believe is of greatest VALUE and which activity is of second greatest value in Burkina Faso?

Greatest Value		
Percentage of Respondents	Ouagadougou City	Other Regions
Financial resources: investment lending	39.8%	35.5%
Financial resources: policy based lending	20.3%	20.5%
Mobilizing third party financial resources	2.3%	2.4%
Technical assistance	3.9%	0.6%
Policy advice	3.1%	1.2%
Donor coordination	0.0%	3.0%
Data	0.8%	0.0%
Training/capacity building	8.6%	13.3%
Studies/analyses	0.8%	1.2%
Convening/facilitating	0.8%	0.0%
Linkage to non-Bank expertise	0.8%	0.0%
Country Partnership Strategy formulation	17.2%	23.5%
Other	0.8%	0.0%

B. Overall Attitudes toward the World Bank (continued)

When thinking about the World Bank's role, which activity do you believe is of greatest VALUE and which activity is of second greatest value in Burkina Faso?

2 nd Greatest Value		
Percentage of Respondents	Ouagadougou City	Other Regions
Financial resources: investment lending	14.0%	12.0%
Financial resources: policy based lending	20.9%	16.8%
Mobilizing third party financial resources	5.4%	6.0%
Technical assistance	7.8%	8.4%
Policy advice	5.4%	3.0%
Donor coordination	3.1%	0.0%
Data	0.8%	0.6%
Training/capacity building	20.9%	22.8%
Studies/analyses	2.3%	2.4%
Convening/facilitating	3.1%	1.2%
Linkage to non-Bank expertise	2.3%	1.8%
Country Partnership Strategy formulation	12.4%	22.2%
Other	0.8%	1.8%

Which of the following do you identify as the World Bank's greatest WEAKNESSES in its work in Burkina Faso? (Choose no more than TWO)

Percentage of Respondents (Responses Combined)	Ouagadougou City	Other Regions
Imposing technocratic solutions without regard to political realities	26.3%	19.5%
Not exploring alternative policy options	3.8%	4.1%
Too bureaucratic in its operational policies and procedures	33.1%	18.3%
Staff too inaccessible	3.0%	3.0%
Arrogant in its approach	3.8%	0.0%
Not client focused	1.5%	3.6%
The credibility of its knowledge/data	0.0%	2.4%
Not willing to honestly criticize policies and reform efforts in the country	15.0%	17.8%
Too influenced by developed countries	16.5%	24.9%
Not enough public disclosure of its work	12.0%	19.5%
World Bank processes too slow and complex	37.6%	45.0%
Not aligned with country priorities	6.8%	4.1%
Not aligned with other donors' work	4.5%	0.0%
Not collaborating enough with non-state actors	10.5%	18.9%
Not adequately sensitive to political/social realities in Burkina Faso	20.3%	10.7%
Other	1.5%	3.0%

Which World Bank instruments do you believe are the MOST effective in reducing poverty in Burkina Faso? (Choose no more than TWO)

Percentage of Respondents (Responses Combined)	Ouagadougou City	Other Regions
Capacity development	46.3%	52.8%
Policy based lending	40.4%	35.6%
Knowledge products/services	6.6%	2.8%
Investment lending	69.1%	73.3%
Technical assistance	16.2%	8.9%
Co-financing arrangements	7.4%	18.9%
Trust Fund management	0.7%	0.6%
Other	0.7%	0.6%
Don't know	2.2%	2.8%

Overall Attitudes toward the World Bank

	Which best represents your geographic location?					
	Ouagadougou City			Other Regions		
	N	Mean	SD	N	Mean	SD
To what extent do you believe that World Bank SHOULD seek to influence the global development agenda as related to "global public goods"?	116	8.09	1.86	156	8.04	2.07

(1-To no degree at all, 10-To a very significant degree)

B. Overall Attitudes toward the World Bank (continued)

In addition to the regular relations with the national government as its main interlocutor, which TWO of the following groups should the World Bank collaborate with more in your country to ensure better development results there? (Choose no more than TWO)

Percentage of Respondents (Responses Combined)	Ouagadougou City	Other Regions
NGOs	19.0%	26.4%
Local Government	40.1%	51.6%
Beneficiaries	29.2%	31.9%
Private sector	33.6%	22.5%
Community Based Organizations	20.4%	37.4%
Donor community	17.5%	6.6%
Foundations	0.0%	0.0%
Academia/think tanks/research institutes	13.9%	6.6%
Parliament	2.2%	0.0%
Media	4.4%	3.3%
Faith based organizations	0.7%	2.2%
Emerging donors	1.5%	1.1%
UN agencies	3.6%	1.1%
Regional organizations	9.5%	3.8%
Other	1.5%	3.8%

To what extent do you agree with the following statements about the World Bank's work in Burkina Faso, on a ten-point scale?

(1-Strongly disagree, 10-Strongly agree)

Overall Attitudes toward the World Bank

	Which best represents your geographic location?					
	Ouagadougou City			Other Regions		
	N	Mean	SD	N	Mean	SD
Overall the World Bank currently plays a relevant role in the development in Burkina Faso	134	7.75	1.89	176	8.05	1.99
The World Bank's work is aligned with what I consider the development priorities for Burkina Faso	127	6.94	2.14	167	7.10	2.19
The World Bank supports programs and strategies that are realistic for Burkina Faso	122	7.07	2.09	167	7.23	2.24
The World Bank treats clients and stakeholders in Burkina Faso with respect	112	6.82	2.24	138	6.83	2.45

To what extent is the World Bank an effective development partner in Burkina Faso in terms of each of the following?

Overall Attitudes toward the World Bank

	Which best represents your geographic location?					
	Ouagadougou City			Other Regions		
	N	Mean	SD	N	Mean	SD
Responsiveness	104	5.92	2.02	128	6.18	2.17
Flexibility (in terms of the World Bank's products and services)	109	5.19	2.05	134	5.49	2.47
Flexibility (in terms of changing country circumstances)	106	5.76	1.86	137	6.09	2.35
Being inclusive	96	6.14	1.96	131	6.39	2.21
Openness (sharing data and other information)	110	6.65	2.05	129	6.78	2.16
Staff accessibility*	109	6.33	2.20	132	5.56	2.47
Straightforwardness and honesty	102	7.19	2.15	117	7.20	2.20
Collaboration with groups outside of the Government	102	6.23	2.31	129	6.34	2.26
Collaboration with the Government	120	8.08	1.66	153	8.21	1.64
Collaboration with other donors	102	7.27	1.88	101	7.23	2.04
Follow through over time	101	7.30	1.92	116	7.66	1.95

(1-To no degree at all, 10- To a very significant degree)

*Significantly different between locations

B. Overall Attitudes toward the World Bank (continued)

When World Bank assisted reform efforts fail or are slow to take place, which of the following would you attribute this to? (Choose no more than TWO)

Percentage of Respondents (Responses Combined)	Ouagadougou City	Other Regions
The World Bank works too slowly	26.5%	36.3%
The Government works inefficiently	15.4%	15.4%
There is not an adequate level of citizen/civil society participation	29.4%	45.1%
Poor donor coordination	9.6%	2.7%
The World Bank does not do adequate follow through/follow-up	8.8%	8.2%
Lack of/inadequate levels of capacity in Government	14.0%	7.1%
Political pressures and obstacles	19.1%	24.7%
Reforms are not well thought out in light of country challenges	25.7%	18.1%
The World Bank is not sensitive enough to political/social realities on the ground	30.9%	23.1%
Inadequate funding	12.5%	13.2%
Other	0.7%	2.2%

C. World Bank Effectiveness and Results

How effective do you believe the World Bank is in terms of the work it does in the following areas of development in Burkina Faso, on a ten-point scale?

World Bank Effectiveness and Results

	Which best represents your geographic location?					
	Ouagadougou City			Other Regions		
	N	Mean	SD	N	Mean	SD
Fight against corruption	107	5.17	2.32	125	4.94	2.40
Information and communications technology	95	5.84	2.12	112	5.85	2.08
Transport	107	6.53	1.84	139	6.34	2.11
Crime and violence	77	3.77	1.99	94	4.09	2.21
Law and justice	85	4.86	2.11	105	5.00	2.23
Urban development	99	5.30	2.04	111	5.70	2.05
Environmental sustainability*	107	6.24	2.01	139	6.84	1.99
Regulatory framework	101	6.50	1.75	93	6.41	2.16
Basic infrastructure	101	6.68	1.77	139	7.08	1.84
Communicable/non-communicable diseases*	99	6.09	2.00	123	6.72	1.92
Poverty reduction*	119	6.39	1.97	157	6.95	2.02
Cotton sector	92	6.24	1.83	109	6.28	2.10
Gender*	95	5.66	2.06	109	6.33	2.10
Domestic private sector development	110	6.38	2.02	127	6.06	2.01
Foreign direct investment	87	5.74	1.76	88	5.68	2.20
Water and sanitation*	105	6.50	1.90	145	7.17	1.83
Trade and exports	89	5.76	1.99	93	5.69	1.99
Economic growth	103	6.54	1.85	128	6.80	1.96
Energy	104	6.23	1.94	122	6.18	1.98
Disaster management*	91	5.37	2.25	115	6.36	2.18
Public sector reform	114	6.61	1.97	131	6.32	2.34
Job creation/employment	104	5.29	2.14	127	5.63	2.08
Financial markets	86	5.84	1.98	92	6.17	2.12
Equality of opportunity	81	5.53	2.40	104	5.96	2.47
Health	105	6.69	1.78	142	7.16	2.00
Rural development*	112	6.63	1.89	149	7.32	1.93
Global/regional integration*	88	5.83	2.21	100	6.45	2.07
Food security	105	6.42	2.01	148	6.88	2.11
Education*	108	6.46	1.96	143	7.13	1.84
Social protection*	85	4.44	1.94	102	5.32	2.22
Climate change*	92	5.59	1.93	127	6.64	2.16
Agricultural development*	113	6.48	1.88	152	7.04	1.97
Social cohesion*	77	4.40	1.98	94	5.17	2.16
Natural resource management*	95	5.48	2.22	132	6.46	2.30

(1-Not effective at all, 10-Very effective) *Significantly different between locations

C. World Bank Effectiveness and Results (continued)

World Bank Effectiveness and Results

	Which best represents your geographic location?					
	Ouagadougou City			Other Regions		
	N	Mean	SD	N	Mean	SD
To what extent does the World Bank's work help to achieve development results in Burkina Faso?*	128	6.57	1.59	174	7.25	1.80

(1-To no degree at all, 10-To a very significant degree) *Significantly different between locations

To what extent do you agree with the following statements about the World Bank in Niger, on a ten-point scale?

World Bank Effectiveness and Results

	Which best represents your geographic location?					
	Ouagadougou City			Other Regions		
	N	Mean	SD	N	Mean	SD
The World Bank's financial instruments meet the needs of Burkina Faso	123	6.46	1.98	156	6.65	2.17
The World Bank meets Burkina Faso's needs for knowledge services*	124	6.06	2.01	142	6.64	2.15

(1-Strongly disagree, 10-Strongly agree) *Significantly different between locations

D. The World Bank's Knowledge Work and Activities

How frequently do you consult World Bank knowledge work and activities in the work you do?*

Percentage of Respondents	Ouagadougou City	Other Regions
Weekly	9.5%	1.1%
Monthly	18.2%	6.1%
A few times a year	50.4%	46.9%
Rarely	18.2%	34.1%
Never	3.6%	11.7%

*Significantly different between locations

When thinking about the development challenges in Burkina Faso, where do you believe it would be most valuable for the World Bank to focus its knowledge work and activities in the next few years? (Choose no more than THREE)

Percentage of Respondents (Responses Combined)	Ouagadougou City	Other Regions
Public sector reform	34.6%	31.5%
Gender	1.5%	2.2%
Social cohesion	2.2%	3.3%
Domestic private sector development	34.6%	28.2%
Foreign direct investment	2.2%	1.7%
Water and sanitation	8.8%	16.0%
Trade and exports	3.7%	0.6%
Energy	19.9%	18.8%
Disaster management	0.0%	0.6%
Social protection	5.1%	0.0%
Climate change	4.4%	3.9%
Poverty reduction	9.6%	21.0%
Law and justice	8.1%	0.6%
Fight against corruption	14.7%	7.7%
Financial markets	0.7%	0.0%
Equality of opportunity	1.5%	0.6%
Urban development	1.5%	0.6%
Crime and violence	1.5%	2.2%
Education	35.3%	33.1%
Cotton sector	0.7%	1.1%
Global/regional integration	0.7%	0.6%
Information and communications technology	6.6%	2.8%
Transport	14.0%	8.3%
Agricultural development	14.0%	24.9%
Natural resource management	4.4%	5.0%
Job creation/employment	12.5%	13.3%
Health	12.5%	15.5%
Economic growth	9.6%	10.5%
Rural development	15.4%	26.0%
Food security	7.4%	7.7%
Environmental sustainability	2.2%	3.9%
Regulatory framework	1.5%	0.0%
Basic infrastructure	6.6%	4.4%
Communicable/non-communicable diseases	0.0%	0.0%

D. The World Bank's Knowledge Work and Activities (continued)

In Burkina Faso, how effective do you believe the World Bank's knowledge work and activities: (1-Not effective at all, 10-Very effective)

The World Bank's Knowledge Work and Activities

	Which best represents your geographic location?					
	Ouagadougou City			Other Regions		
	N	Mean	SD	N	Mean	SD
Enhancing your knowledge and/or skills	118	6.72	1.93	144	6.92	2.14
Contributing to good policy making	119	6.80	1.84	142	7.09	2.08
Providing support for program implementation	118	7.07	1.81	147	7.39	1.86
Raising your awareness of the particular topic	108	6.55	2.01	134	6.44	2.32

In Burkina Faso, to what extent do you believe that the World Bank's knowledge work and activities: (1-To no degree at all, 10-To a very significant degree)

The World Bank's Knowledge Work and Activities

	Which best represents your geographic location?					
	Ouagadougou City			Other Regions		
	N	Mean	SD	N	Mean	SD
Are timely	119	7.12	1.72	142	7.37	2.02
Include appropriate level of stakeholder involvement during preparation	111	6.19	2.01	134	6.59	2.20
Are relevant to Burkina Faso's development priorities*	122	7.09	1.93	152	7.61	1.92
Provide feasible recommendations	116	6.67	1.81	135	7.10	2.05
Are accessible	116	6.42	1.97	134	6.19	2.43
Are source of relevant information on global good practices.	115	7.26	1.64	142	7.46	2.00
Are useful in terms of the work you do	118	7.00	1.98	139	7.13	2.21
Are adequately disseminated	117	5.79	2.16	134	5.53	2.18
Are appropriately translated	110	5.82	2.23	126	5.52	2.25
Are adaptable to Burkina Faso's specific development challenges and country circumstances	114	6.68	1.92	143	7.01	2.18

*Significantly different between locations

The World Bank's Knowledge Work and Activities

	Which best represents your geographic location?					
	Ouagadougou City			Other Regions		
	N	Mean	SD	N	Mean	SD
Overall, how significant a contribution do you believe the World Bank's knowledge work and activities make to development results in your country?*	119	7.18	1.60	162	7.84	1.73
Overall, how would you rate the technical quality of the World Bank's knowledge work and activities?	124	7.43	1.48	159	7.55	1.74

(1-Not significant at all, 10-Very significant; 1-Very low technical quality, 10-Very high technical quality)

*Significantly different between locations

E. Working with the World Bank

To what extent do you agree/disagree with the following statements, on a ten-point scale? (1-Strongly disagree, 10-Strongly agree)

Working with the World Bank

	Which best represents your geographic location?					
	Ouagadougou City			Other Regions		
	N	Mean	SD	N	Mean	SD
The World Bank disburses funds promptly	118	4.27	2.31	146	3.90	2.48
The World Bank effectively monitors and evaluates the projects and programs it supports	126	6.93	2.06	161	7.22	2.30
The World Bank's approvals and reviews are done in a timely fashion	109	6.80	1.96	124	7.10	2.22
The World Bank's "Safeguard Policy" requirements are reasonable	92	6.23	1.97	100	6.73	2.03
The World Bank imposes reasonable conditions on its lending	110	5.88	2.17	144	5.86	2.43
Working with the World Bank increases Burkina Faso's institutional capacity*	126	7.25	1.75	161	7.78	1.86
The World Bank ensures consistency and continuity through staff changes*	81	5.88	2.40	75	6.95	2.09
The World Bank's teams and visits are well coordinated	102	6.83	1.93	115	7.37	2.09
Where country systems are adequate, the World Bank makes appropriate use of them	96	6.98	2.08	119	7.40	2.25
The World Bank provides effective implementation support	113	7.15	1.73	145	7.34	2.17

*Significantly different between locations

F. The Future Role of the World Bank in Burkina Faso

The Future Role of the World Bank in Burkina Faso

	Which best represents your geographic location?					
	Ouagadougou City			Other Regions		
	N	Mean	SD	N	Mean	SD
How significant a role do you believe the World Bank SHOULD play in Burkina Faso's development in the near future?*	132	8.30	1.57	175	8.73	1.42

(1-Not a significant role at all, 10-Very significant role) *Significantly different between locations

Which of the following SHOULD the World Bank do to make itself of greater value in Burkina Faso? (Choose no more than TWO)

Percentage of Respondents (Responses Combined)	Ouagadougou City	Other Regions
Improve the quality of its experts as related to Burkina Faso's specific challenges	25.6%	25.6%
Reduce the complexity of obtaining World Bank financing	61.2%	55.6%
Focus primarily on advocacy issues	1.6%	7.2%
Improve the competitiveness of its financing compared to markets	13.2%	14.4%
Reach out more to groups outside of government	33.3%	46.1%
Ensure greater selectivity in its work	6.2%	2.8%
Provide more adequate data/knowledge/statistics/figures on Burkina Faso's economy	10.9%	6.1%
Offer more innovative financial products	14.0%	14.4%
Offer more innovative knowledge services	7.0%	7.2%
Work faster	15.5%	15.6%
Other	5.4%	2.8%

G. Communication and Information Sharing

How do you get most of your information about economic and social development issues in Burkina Faso? (Choose no more than TWO)

Percentage of Respondents (Responses Combined)	Ouagadougou City	Other Regions
Local newspapers	53.0%	61.7%
International newspapers	11.2%	6.1%
Local radio	3.0%	19.4%
International radio	11.2%	11.1%
Local television	23.9%	37.8%
International television	11.9%	12.2%
Periodicals	15.7%	7.2%
Internet	49.3%	33.3%
Social media (Facebook, Twitter, YouTube)	1.5%	0.0%
Blogs	0.0%	0.0%
Mobile phones	1.5%	0.6%
Instant messaging	1.5%	0.6%
Other	10.4%	7.2%

G. Communication and Information Sharing (continued)

How would you prefer to receive information from the World Bank? (Choose no more than TWO)

Percentage of Respondents (Responses Combined)	Ouagadougou City	Other Regions
World Bank website	57.7%	51.1%
Direct contact with World Bank (i.e., face to face meetings/discussions)	24.1%	31.7%
e-newsletters	22.6%	8.3%
Instant messaging	5.8%	3.3%
World Bank seminars/workshops/conferences	41.6%	49.4%
World Bank Public Information Center	10.9%	11.1%
World Bank publications and other written materials	24.8%	32.2%
Mobile phones	2.2%	5.6%
Social media (Facebook, Twitter, YouTube)	2.9%	0.6%
Blogs	0.0%	0.0%
Other	1.5%	4.4%

Are you aware of the World Bank's Access to Information Policy under which the Bank will now disclose any information in its possession that is not a list of exceptions?*

Percentage of Respondents	Ouagadougou City	Other Regions
Yes	19.1%	8.7%
No	80.9%	91.3%

*Significantly different between locations

Have you requested information from the World Bank on its activities in the past year?*

Percentage of Respondents	Ouagadougou City	Other Regions
Yes	26.8%	11.3%
No	73.2%	88.8%

*Significantly different between locations

Were you able to obtain this information?

Percentage of Respondents	Ouagadougou City	Other Regions
Yes	70.5%	50.0%
No	29.5%	50.0%

Do you have access to the Internet?*

Percentage of Respondents	Ouagadougou City	Other Regions
Yes	99.2%	84.9%
No	0.8%	15.1%

*Significantly different between locations

Do you use/have used the World Bank website?*

Percentage of Respondents	Ouagadougou City	Other Regions
Yes	76.0%	32.9%
No	24.0%	67.1%

*Significantly different between locations

Which do you primarily use?*

Percentage of Respondents	Ouagadougou City	Other Regions
The World Bank's country website	38.7%	72.6%
The World Bank's main website	61.3%	27.4%

*Significantly different between locations

Which Internet connection do you use primarily when visiting a World Bank website?*

Percentage of Respondents	Ouagadougou City	Other Regions
High speed	77.7%	49.5%
Dial-up	22.3%	50.5%

*Significantly different between locations

Do you use/have you used the World Bank's Public Information Centers (PICs) in Burkina Faso?*

Percentage of Respondents	Ouagadougou City	Other Regions
Yes	12.2%	5.7%
No	51.1%	45.1%
I don't know what PIC is	36.6%	49.1%

*Significantly different between locations

G. Communication and Information Sharing (continued)

Please rate how much you agree with the following statements, on a ten-point scale. (1-Strongly disagree, 10-Strongly agree)

Communication and Information Sharing

	Which best represents your geographic location?					
	Ouagadougou City			Other Regions		
	N	Mean	SD	N	Mean	SD
I use/consult World Bank data more currently than I did a few years ago*	120	5.18	2.64	124	3.90	2.58
The World Bank's PIC is a valuable source of information related to development in Burkina Faso*	28	7.04	2.60	28	5.32	3.23
I find the World Bank websites easy to navigate	79	7.00	1.93	57	6.77	2.15
I find the information on the World Bank's websites useful	77	7.60	1.44	49	7.65	1.54
When I need information from the World Bank I know how to find it*	115	6.65	2.44	99	5.84	2.65
The World Bank is responsive to my information requests and inquiries	81	6.48	2.14	55	6.09	2.76

H. Background Information

Currently, do you professionally collaborate/work with the World Bank in your country?

Percentage of Respondents	Ouagadougou City	Other Regions
Yes	64.7%	43.4%
No	35.3%	56.6%

Which of the following describes most of your exposure to the World Bank in Burkina Faso? (Choose no more than TWO)

Percentage of Respondents (Responses Combined)	Ouagadougou City	Other Regions
Observer	13.1%	35.8%
Use World Bank reports/data	33.1%	15.9%
Engage in World Bank related/sponsored events/activities	33.1%	47.7%
Collaborate as part of my professional duties	63.8%	46.0%
Use World Bank website for information, data, research, etc.	26.9%	12.5%

Appendix D: Responses to All Questions by Year¹

FY '04 Response Number = 105 • FY '09 Response Number = 166 • FY '13 Response Number = 329

B. Overall Attitudes toward the World Bank

Overall Attitudes toward the World Bank

	year								
	FY 2004			FY 2009			FY 2013		
	N	Mean	SD	N	Mean	SD	N	Mean	SD
How familiar are you with the work of the World Bank in Burkina Faso? [^]	104	7.20	1.91	164	5.44	2.77	316	6.17	1.94
Overall, please rate your impression of the World Bank's effectiveness in Burkina Faso.*	103	6.89	1.90	160	5.99	1.96	299	6.67	1.76

(1-Not familiar at all, 10-Extremely familiar; 1-Not effective at all, 10-Very effective)

*Significantly different between FY13 and FY09 country surveys ^Significantly different between FY13 and FY04 country surveys

To what extent do you agree with the following statements about the World Bank's work in Burkina Faso, on a ten-point scale?

Overall Attitudes toward the World Bank

	year								
	FY 2004			FY 2009			FY 2013		
	N	Mean	SD	N	Mean	SD	N	Mean	SD
Overall the World Bank currently plays a relevant role in the development in Burkina Faso [^]	104	7.42	1.93	162	6.54	2.31	318	7.92	1.95
The World Bank's work is aligned with what I consider the development priorities for Burkina Faso*	103	7.13	2.08	160	5.90	2.22	302	6.99	2.20
The World Bank supports programs and strategies that are realistic for Burkina Faso [^]	101	6.21	1.97	161	5.30	2.11	297	7.13	2.18
The World Bank treats clients and stakeholders in Burkina Faso with respect*	100	6.70	2.37	143	6.33	2.23	257	6.82	2.33

(1-Strongly disagree, 10-Strongly agree)

*Significantly different between FY13 and FY09 country surveys ^Significantly different between FY13 and FY04 country surveys

To what extent is the World Bank an effective development partner in Burkina Faso in terms of each of the following?

Overall Attitudes toward the World Bank

	year								
	FY 2004			FY 2009			FY 2013		
	N	Mean	SD	N	Mean	SD	N	Mean	SD
Staff accessibility [^]	98	7.06	2.08	140	6.03	2.44	249	5.88	2.37
Straightforwardness and honesty	90	7.50	2.30	129	7.19	2.37	226	7.18	2.18

(1-To no degree at all, 10- To a very significant degree; FY04 and FY09 surveys asked these on a 5-pt. scale which was converted to a 10-pt. scale for comparison)

^Significantly different between FY13 and FY04 country surveys

¹ Only those questions that were asked in the FY '04, FY '09, and FY '13 country surveys, with similar response scales/options, are presented.

C. World Bank Effectiveness and Results

How effective do you believe the World Bank is in terms of the work it does in the following areas of development in Burkina Faso, on a ten-point scale?

World Bank Effectiveness and Results

	year								
	FY 2004			FY 2009			FY 2013		
	N	Mean	SD	N	Mean	SD	N	Mean	SD
Fight against corruption				130	5.17	2.36	239	5.04	2.34
Law and justice	85	5.37	1.97	123	4.70	2.12	196	4.95	2.17
Urban development				125	5.12	2.19	216	5.50	2.07
Regulatory framework*	89	6.44	2.14	115	5.83	2.17	199	6.44	1.97
Basic infrastructure	91	7.01	2.12	132	6.62	2.20	245	6.90	1.81
Poverty reduction*	102	6.32	1.87	142	5.72	2.36	282	6.72	2.01
Cotton sector*				123	5.61	2.68	206	6.27	1.96
Gender	93	5.81	2.26	125	6.09	2.20	210	6.03	2.08
Domestic private sector development^	96	6.81	1.98	134	6.61	2.40	243	6.19	2.00
Economic growth*	100	6.85	1.72	136	6.05	2.23	237	6.68	1.90
Energy*				128	5.55	2.56	232	6.21	1.94
Public sector reform**	90	5.60	2.31	132	5.60	2.39	251	6.45	2.19
Financial markets^	89	6.81	1.88	128	6.15	2.28	183	5.99	2.04
Health	95	7.06	2.48	135	6.75	2.24	253	6.96	1.91
Global/regional integration				137	5.89	1.98	193	6.13	2.14
Food security*				127	5.64	2.61	260	6.68	2.06
Education	100	7.19	2.22	144	6.80	2.10	257	6.83	1.93
Social protection^	86	5.58	2.30	117	4.85	2.09	193	4.91	2.12
Climate change*				116	5.03	2.27	224	6.16	2.14
Agricultural development*	93	7.05	2.04	136	6.18	2.09	270	6.80	1.95
Natural resource management	90	6.52	2.11	122	6.11	2.09	232	6.04	2.33

(1-Not effective at all, 10-Very effective; FY04 and FY09 surveys asked these on a 5-pt. scale which was converted to a 10-pt. scale for comparison)

*Significantly different between FY13 and FY09 country surveys ^Significantly different between FY13 and FY04 country surveys

D. The World Bank's Knowledge

In Burkina Faso, to what extent do you believe that the World Bank's knowledge work and activities:

The World Bank's Knowledge Work and Activities

	year								
	FY 2004			FY 2009			FY 2013		
	N	Mean	SD	N	Mean	SD	N	Mean	SD
Are source of relevant information on global good practices.	96	7.33	1.94	144	7.27	2.38	264	7.38	1.84
Are adaptable to Burkina Faso's specific development challenges and country circumstances**	97	6.22	2.04	148	5.42	2.32	264	6.87	2.06

(1-To no degree at all, 10-To a very significant degree; FY04 and FY09 surveys asked these on a 5-pt. scale which was converted to a 10-pt. scale for comparison)

*Significantly different between FY13 and FY09 country surveys ^Significantly different between FY13 and FY04 country surveys

E. Working with the World Bank

To what extent do you agree/disagree with the following statements, on a ten-point scale? (1-Strongly disagree; 10-Strongly agree)

Working with the World Bank

	year								
	FY 2004			FY 2009			FY 2013		
	N	Mean	SD	N	Mean	SD	N	Mean	SD
The World Bank disburses funds promptly**	72	5.17	2.46	97	5.01	2.80	269	4.06	2.39
The World Bank effectively monitors and evaluates the projects and programs it supports	79	7.10	2.00	103	7.24	2.28	294	7.09	2.19
The World Bank imposes reasonable conditions on its lending				143	5.64	2.60	259	5.88	2.30
Working with the World Bank increases Burkina Faso's institutional capacity**	78	6.90	2.10	97	6.74	2.11	295	7.56	1.82

*Significantly different between FY13 and FY09 country surveys ^Significantly different between FY13 and FY04 country surveys

G. Communication and Information Sharing

Do you have access to the Internet?*

Percentage of Respondents	FY 2004	FY 2009	FY 2013
Yes	-	97.5%	90.5%
No	-	2.5%	9.5%

*Significantly different between FY13 and FY09 country surveys

Do you use/have you used the World Bank website?*

Percentage of Respondents	FY 2004	FY 2009	FY 2013
Yes	-	63.6%	51.1%
No	-	36.4%	48.9%

*Significantly different between FY13 and FY09 country surveys

Which do you primarily use?

Percentage of Respondents	FY 2004	FY 2009	FY 2013
The World Bank's country website	-	45.0%	54.2%
The World Bank's main website	-	55.0%	45.8%

Do you use/have you used the World Bank's Public Information Centers (PICs) in Burkina Faso?*

Percentage of Respondents	FY 2004	FY 2009	FY 2013
Yes	-	16.2%	8.3%
No	-	55.8%	48.6%
I don't know what PIC is	-	27.9%	43.1%

*Significantly different between FY13 and FY09 country surveys

Please rate how much you agree with the following statements, on a ten-point scale. (1-Strongly disagree, 10-Strongly agree)

Communication and Information Sharing

	year					
	FY 2009			FY 2013		
	N	Mean	SD	N	Mean	SD
The World Bank's PIC is a valuable source of information related to development in Burkina Faso	34	6.94	2.62	57	6.21	3.02
I find the World Bank websites easy to navigate*	86	7.72	2.11	140	6.93	2.02
I find the information on the World Bank's websites useful*	88	8.09	1.78	131	7.65	1.50
When I need information from the World Bank I know how to find it*	107	7.14	2.78	218	6.27	2.57
The World Bank is responsive to my information requests and inquiries*	94	7.05	2.55	140	6.39	2.40

*Significantly different between FY13 and FY09 country surveys

H. Background Information

Which of the following best describes your current position?

Percentage of Respondents	FY 2009	FY 2013
Office of President/Prime Minister/Minister	3.6%	1.6%
Employee of Ministry/Ministerial Dep/Implementation Agency	30.1%	27.4%
PMU/Consultant/Contractor on Bank project	-	10.7%
Local Government	2.4%	14.2%
Bilateral/Multilateral Agency	9.0%	4.1%
Private Sector/Financial Sector/Private Bank	7.8%	5.0%
CSO	12.7%	17.0%
Media	11.4%	4.4%
Independent Government Institution	4.2%	2.5%
Other	18.7%	13.2%

Which best represents your geographic location?

Percentage of Respondents	FY 2009	FY 2013
Ouagadougou City	82.4%	42.8%
Other Regions	17.6%	57.2%

Appendix E: Indicator Questions as a Function of Exposure to the Bank

Indicator Question	H3. Currently, do you professionally collaborate/work with the World Bank?		H4. Which of the following describes most of your exposure to the World Bank in Burkina Faso? (Choose no more than TWO)									
	No Mean	Yes Mean	Observer		Use WB reports/data		Engage in WB activities		Collaborate		Use WB website	
			No Mean	Yes Mean	No Mean	Yes Mean	No Mean	Yes Mean	No Mean	Yes Mean	No Mean	Yes Mean
Overall, please rate your impression of the World Bank's effectiveness in Burkina Faso.	6.40	6.91	6.72	6.46	6.64	6.70	6.54	6.83	6.46	6.83	6.64	6.74
The World Bank's financial instruments meet the needs of Burkina Faso	6.08	6.98	6.75	5.97	6.53	6.65	6.54	6.59	6.07	7.00	6.66	6.13
The World Bank meets Burkina Faso's needs for knowledge services	6.16	6.56	6.41	6.28	6.32	6.54	6.44	6.29	6.13	6.59	6.39	6.32
Overall the World Bank currently plays a relevant role in the development in Burkina Faso	7.80	8.16	7.92	7.92	7.91	7.97	7.84	8.04	7.69	8.12	7.95	7.82
The World Bank's work is aligned with what I consider the development priorities for Burkina Faso	6.59	7.42	7.30	6.18	7.06	6.88	6.85	7.25	6.50	7.46	7.07	6.80
Responsiveness	6.10	6.04	6.05	5.93	5.91	6.37	6.00	6.06	6.01	6.04	6.04	5.98
Openness (sharing data and other information)	6.54	6.82	6.70	6.48	6.54	6.97	6.43	6.95	6.76	6.56	6.65	6.65
Collaboration with groups outside of the Government	5.77	6.63	6.44	5.45	6.27	6.02	6.09	6.36	5.77	6.58	6.22	6.13
Collaboration with the Government	8.00	8.29	8.19	7.94	8.02	8.46	8.18	8.05	7.94	8.27	8.09	8.27
Collaboration with other donors	7.07	7.34	7.24	7.26	7.23	7.29	7.30	7.16	7.01	7.41	7.22	7.34
To what extent does the World Bank's work help to achieve development results in Burkina Faso?	6.80	7.14	6.99	6.82	6.95	6.96	6.89	7.03	6.83	7.05	6.99	6.78
Are adaptable to Burkina Faso's specific development challenges and country circumstances	6.70	7.01	6.94	6.72	6.93	6.77	6.92	6.85	6.50	7.24	6.99	6.50
Overall, how significant a contribution do you believe the World Bank's knowledge work and activities make to development results in your country?	7.55	7.57	7.54	7.52	7.59	7.39	7.48	7.62	7.30	7.74	7.60	7.29
Overall, how would you rate the technical quality of the World Bank's knowledge work and activities?	7.23	7.73	7.58	7.16	7.44	7.61	7.43	7.55	7.27	7.66	7.48	7.45
Where country systems are adequate, the World Bank makes appropriate use of them	7.26	7.17	7.15	7.37	7.29	6.93	7.15	7.26	7.07	7.30	7.25	6.98

Yellow highlight indicates significant difference between Yes and No mean.

Appendix F: Burkina Faso FY 2013 Questionnaire



World Bank Country Survey FY13 – BURKINA FASO

The World Bank is interested in gauging the views of clients and partners who are either involved in development in Burkina Faso or who observe activities related to social and economic development. The following survey is meant to give the World Bank's team that works in Burkina Faso, greater insight into how the Bank's work is perceived. This is one tool the World Bank uses to assess the views of its critical stakeholders. With this understanding, the World Bank hopes to develop more effective strategies, outreach and programs that support development in Burkina Faso. The World Bank commissioned an independent firm to oversee the logistics of this effort in Burkina Faso. This ensures anonymity and confidentiality. We hope you'll be candid. To complete the survey, please circle/check the response that most accurately reflects your opinion. **If you prefer not to answer a question, please leave it blank.**

PLEASE NOTE: IN SOME CASES THE SURVEY WILL ASK FOR A SPECIFIC NUMBER OF RESPONSES. PLEASE DO NOT CHOOSE ANY MORE THAN REQUESTED. IF MORE RESPONSES ARE CHOSEN, DATA CANNOT BE INCLUDED IN ANALYSIS.

SECTION A: GENERAL ISSUES FACING BURKINA FASO

A1. In general would you say that Burkina Faso is headed in ... ?	
1	The right direction
2	The wrong direction
3	Not sure

SECTION A: GENERAL ISSUES

A2. Listed below are a number of development priorities in Burkina Faso.

Please identify which of the following you consider the most important development priorities in Burkina Faso? (Choose no more than THREE)

1	Social protection (e.g., pensions, targeted social assistance)	18	Poverty reduction
2	Transport (e.g., roads, bridges, transportation)	19	Energy
3	Public sector governance/ reform (i.e., government effectiveness, public financial management, public expenditure, fiscal system reform)	20	Food security
4	Global/regional integration	21	Climate change (e.g., mitigation, adaptation)
5	Gender	22	Agricultural development
6	Domestic private sector development (e.g., development of small and medium size enterprises/ industries)	23	Trade and exports
7	Foreign direct investment	24	Crime and violence (i.e., insecurity)
8	Water and sanitation	25	Economic growth
9	Fight against corruption	26	Law and justice (e.g., judicial system)
10	Job creation/employment	27	Regulatory framework
11	Rural development	28	Communicable/non-communicable diseases
12	Financial markets	29	Basic infrastructure
13	Urban development (e.g., urban transport)	30	Natural resource management (e.g., mining)
14	Environmental sustainability	31	Disaster management
15	Equality of opportunity (i.e., equity)	32	Information and communications technology
16	Health	33	Cotton sector
17	Education	34	Social cohesion

SECTION A: GENERAL ISSUES

A3. Poverty reduction is a broad term that encompasses work in many different areas.

Which THREE areas of development listed below do you believe would contribute most to reducing poverty in Burkina Faso? (Choose no more than THREE)

1	Water and sanitation	18	Fight against corruption
2	Equality of opportunity (i.e., equity)	19	Domestic private sector development (e.g., development of small and medium size enterprises/ industries)
3	Economic growth	20	Foreign direct investment
4	Climate change (e.g., mitigation, adaptation)	21	Education
5	Global/regional integration	22	Energy
6	Gender	23	Public sector governance/ reform (i.e., government effectiveness, public financial management, public expenditure, fiscal system reform)
7	Rural development	24	Natural resource management (e.g., mining)
8	Urban development (e.g., urban transport)	25	Environmental sustainability
9	Regulatory framework	26	Disaster management
10	Basic infrastructure	27	Health
11	Social protection (e.g., pensions, targeted social assistance)	28	Agricultural development
12	Law and justice (e.g., judicial system)	29	Job creation/employment
13	Social cohesion	30	Cotton sector
14	Transport (e.g., roads, bridges, transportation)	31	Financial markets
15	Crime and violence (i.e., insecurity)	32	Trade and exports
16	Communicable/non-communicable diseases	33	Food security
17	Information and communications technology		

SECTION A: GENERAL ISSUES

A4. Economic growth can be driven by a number of factors.			
Which THREE areas below do you believe would contribute most to generating economic growth in Burkina Faso? (Choose no more than THREE)			
1	Energy	17	Communicable/non-communicable diseases
2	Gender	18	Trade and exports
3	Equality of opportunity (i.e., equity)	19	Public sector governance/ reform (i.e., government effectiveness, public financial management, public expenditure, fiscal system reform)
4	Social protection (e.g., pensions, targeted social assistance)	20	Domestic private sector development (e.g., development of small and medium size enterprises/ industries)
5	Global/regional integration	21	Job creation/employment
6	Climate change (e.g., mitigation, adaptation)	22	Agricultural development
7	Fight against corruption	23	Food security
8	Cotton sector	24	Social cohesion
9	Disaster management	25	Transport (e.g., roads, bridges, transportation)
10	Rural development	26	Natural resource management (e.g., mining)
11	Foreign direct investment	27	Environmental sustainability
12	Urban development (e.g., urban transport)	28	Health
13	Water and sanitation	29	Basic infrastructure
14	Education	30	Law and justice (e.g., judicial system)
15	Information and communications technology	31	Crime and violence (i.e., insecurity)
16	Regulatory framework	32	Financial markets

PLEASE NOTE: IN SOME CASES THE SURVEY WILL ASK FOR A SPECIFIC NUMBER OF RESPONSES. PLEASE DO NOT CHOOSE ANY MORE THAN REQUESTED. IF MORE RESPONSES ARE CHOSEN, DATA CANNOT BE INCLUDED IN ANALYSIS.

SECTION B: OVERALL ATTITUDES TOWARD THE WORLD BANK

B1. How familiar are you with the work of the World Bank in Burkina Faso, on a ten point scale?

1	2	3	4	5	6	7	8	9	10
Not familiar at all					Extremely familiar				

B2. Overall, please rate your impression of the World Bank's effectiveness in Burkina Faso, on a ten point scale?

1	2	3	4	5	6	7	8	9	10	<input type="checkbox"/>
Not effective at all					Very effective					Don't know

B3. To what extent do you believe the World Bank's staff is well prepared (e.g., skills and knowledge) to help Burkina Faso solve its most complicated development challenges, on a ten point scale?

1	2	3	4	5	6	7	8	9	10	<input type="checkbox"/>
To no degree at all					To a very significant degree					Don't know

B4. When thinking about how the World Bank can have the most impact on development results in Burkina Faso, in which sectoral areas do you believe the World Bank should focus most of its attention and resources in Burkina Faso? (Choose no more than THREE)

1	Social protection (e.g., pensions, targeted social assistance)	18	Equality of opportunity (i.e., equity)
2	Public sector governance/ reform (i.e., government effectiveness, public financial management, public expenditure, fiscal system reform)	19	Health
3	Transport (e.g., roads, bridges, transportation)	20	Education
4	Poverty reduction	21	Food security
5	Global/regional integration	22	Climate change (e.g., mitigation, adaptation)
6	Gender	23	Agricultural development
7	Social cohesion	24	Cotton sector
8	Crime and violence (i.e., insecurity)	25	Trade and exports
9	Domestic private sector development (e.g., development of small and medium size enterprises/ industries)	26	Economic growth
10	Rural development	27	Law and justice (e.g., judicial system)
11	Foreign direct investment	28	Regulatory framework
12	Water and sanitation	29	Communicable/non-communicable diseases
13	Energy	30	Basic infrastructure
14	Job creation/employment	31	Natural resource management (e.g., mining)
15	Financial markets	32	Fight against corruption
16	Urban development (e.g., urban transport)	33	Information and communications technology
17	Environmental sustainability	34	Disaster management

SECTION B: OVERALL ATTITUDES TOWARD THE WORLD BANK

B5. When thinking about the World Bank's role, which activity do you believe is of greatest VALUE and which activity is of second greatest value in Burkina Faso?

		Greatest Value (Choose only ONE)	Second Greatest Value (Choose only ONE)
1	Financial resources: investment lending	<input type="checkbox"/>	<input type="checkbox"/>
2	Financial resources: policy based lending / budget support to the Government	<input type="checkbox"/>	<input type="checkbox"/>
3	Mobilizing third party financial resources	<input type="checkbox"/>	<input type="checkbox"/>
4	Technical assistance	<input type="checkbox"/>	<input type="checkbox"/>
5	Policy advice	<input type="checkbox"/>	<input type="checkbox"/>
6	Donor coordination	<input type="checkbox"/>	<input type="checkbox"/>
7	Data	<input type="checkbox"/>	<input type="checkbox"/>
8	Training/capacity building	<input type="checkbox"/>	<input type="checkbox"/>
9	Studies/analyses	<input type="checkbox"/>	<input type="checkbox"/>
10	Convening/facilitating	<input type="checkbox"/>	<input type="checkbox"/>
11	Linkage to non-Bank expertise (e.g., South-South knowledge sharing)	<input type="checkbox"/>	<input type="checkbox"/>
12	Country Partnership Strategy formulation (aligned with the Country's Development Strategy - SCADD)	<input type="checkbox"/>	<input type="checkbox"/>
13	Other (please specify): _____	<input type="checkbox"/>	<input type="checkbox"/>

B6. Which of the following do you identify as the World Bank's greatest WEAKNESSES in its work in Burkina Faso? (Choose no more than TWO)

1	Imposing technocratic solutions without regard to political realities
2	Not exploring alternative policy options
3	Too bureaucratic in its operational policies and procedures
4	Staff too inaccessible
5	Arrogant in its approach
6	Not client focused
7	The credibility of its knowledge/data
8	Not willing to honestly criticize policies and reform efforts in the country
9	Too influenced by developed countries
10	Not enough public disclosure of its work
11	World Bank processes too slow and complex
12	Not aligned with country priorities
13	Not aligned with other donors' work
14	Not collaborating enough with non-state actors
15	Not adequately sensitive to political/social realities in Burkina Faso
16	Other (please specify): _____

SECTION B: OVERALL ATTITUDES TOWARD THE WORLD BANK

B7. Which World Bank instruments do you believe are the MOST effective in reducing poverty in Burkina Faso? (Choose no more than TWO)

1	Capacity development
2	Policy based lending / budget support to the Government
3	Knowledge products/services (analytical work, studies, surveys, etc.)
4	Investment lending (financing specific projects)
5	Technical assistance (advice, best practice, international experience, etc.)
6	Co-financing arrangements (i.e., with other donors)
7	Trust Fund management
8	Other (please specify): _____
9	Don't know

B8. To what extent do you believe the World Bank SHOULD seek to influence the global development agenda as related to “global public goods” (e.g., climate change, communicable diseases, international financial systems, trade, etc.), on a ten point scale?

1	2	3	4	5	6	7	8	9	10	<input type="checkbox"/>
To no degree at all									To a very significant degree	Don't know

B9. In addition to the regular relations with the national government as its main interlocutor, which TWO of the following groups should the World Bank collaborate with more in your country to ensure better development results there? (Choose no more than TWO)

1	NGOs
2	Local Government
3	Beneficiaries
4	Private sector
5	Community Based Organizations (CBOs)
6	Donor community
7	Foundations
8	Academia/think tanks/research institutes
9	Parliament
10	Media
11	Faith based organizations
12	Emerging donors
13	UN agencies
14	Regional organizations (e.g., West African Economic and Monetary union (WAEMU), African Union)
15	Other (please specify): _____

SECTION B: OVERALL ATTITUDES TOWARD THE WORLD BANK

To what extent do you agree with the following statements about the World Bank's work in Burkina Faso, on a ten point scale?

		Strongly disagree										Strongly agree	Don't know
		1	2	3	4	5	6	7	8	9	10		
B10	Overall the World Bank currently plays a relevant role in development in Burkina Faso	1	2	3	4	5	6	7	8	9	10		<input type="checkbox"/>
B11	The World Bank's work is aligned with what I consider the development priorities for Burkina Faso	1	2	3	4	5	6	7	8	9	10		<input type="checkbox"/>
B12	The World Bank supports programs and strategies that are realistic for Burkina Faso	1	2	3	4	5	6	7	8	9	10		<input type="checkbox"/>
B13	The World Bank treats clients and stakeholders in Burkina Faso with respect	1	2	3	4	5	6	7	8	9	10		<input type="checkbox"/>

To what extent is the World Bank an effective development partner in Burkina Faso, in terms of each of the following?

		To no degree at all										To a very significant degree	Don't know
		1	2	3	4	5	6	7	8	9	10		
B14	Responsiveness	1	2	3	4	5	6	7	8	9	10		<input type="checkbox"/>
B15	Flexibility (in terms of the World Bank's products and services)	1	2	3	4	5	6	7	8	9	10		<input type="checkbox"/>
B16	Flexibility (in terms of changing country circumstances)	1	2	3	4	5	6	7	8	9	10		<input type="checkbox"/>
B17	Being inclusive	1	2	3	4	5	6	7	8	9	10		<input type="checkbox"/>
B18	Openness (sharing data and other information)	1	2	3	4	5	6	7	8	9	10		<input type="checkbox"/>
B19	Staff accessibility	1	2	3	4	5	6	7	8	9	10		<input type="checkbox"/>
B20	Straightforwardness and honesty	1	2	3	4	5	6	7	8	9	10		<input type="checkbox"/>
B21	Collaboration with groups outside of the Government (e.g., NGOs, academia, private sector)	1	2	3	4	5	6	7	8	9	10		<input type="checkbox"/>
B22	Collaboration with the Government	1	2	3	4	5	6	7	8	9	10		<input type="checkbox"/>
B23	Collaboration with other donors	1	2	3	4	5	6	7	8	9	10		<input type="checkbox"/>
B24	Follow through over time	1	2	3	4	5	6	7	8	9	10		<input type="checkbox"/>

SECTION B: OVERALL ATTITUDES TOWARD THE WORLD BANK

B25. When World Bank assisted reform efforts fail or are slow to take place, which of the following would you attribute this to? (Choose no more than TWO)	
1	The World Bank works too slowly
2	The Government works inefficiently
3	There is not an adequate level of citizen/civil society participation
4	Poor donor coordination
5	The World Bank does not do adequate follow through/follow-up
6	Lack of/inadequate levels of capacity in Government
7	Political pressures and obstacles
8	Reforms are not well thought out in light of country challenges
9	The World Bank is not sensitive enough to political/social realities on the ground
10	Inadequate funding
11	Other (please specify): _____

PLEASE NOTE: IN SOME CASES THE SURVEY WILL ASK FOR A SPECIFIC NUMBER OF RESPONSES. PLEASE DO NOT CHOOSE ANY MORE THAN REQUESTED. IF MORE RESPONSES ARE CHOSEN, DATA CANNOT BE INCLUDED IN ANALYSIS.

SECTION C: WORLD BANK EFFECTIVENESS AND RESULTS

How effective do you believe the World Bank is in terms of the work it does in the following areas of development in Burkina Faso, on a ten point scale?													
		Not effective at all										Very effective	Don't know
		1	2	3	4	5	6	7	8	9	10		
C1	Fight against corruption	1	2	3	4	5	6	7	8	9	10	<input type="checkbox"/>	
C2	Information and communications technology	1	2	3	4	5	6	7	8	9	10	<input type="checkbox"/>	
C3	Transport (e.g., roads, bridges, transportation)	1	2	3	4	5	6	7	8	9	10	<input type="checkbox"/>	
C4	Crime and violence (i.e., insecurity)	1	2	3	4	5	6	7	8	9	10	<input type="checkbox"/>	
C5	Law and justice (e.g., judicial system)	1	2	3	4	5	6	7	8	9	10	<input type="checkbox"/>	
C6	Urban development (e.g., urban transport)	1	2	3	4	5	6	7	8	9	10	<input type="checkbox"/>	
C7	Environmental sustainability	1	2	3	4	5	6	7	8	9	10	<input type="checkbox"/>	
C8	Regulatory framework	1	2	3	4	5	6	7	8	9	10	<input type="checkbox"/>	
C9	Basic infrastructure	1	2	3	4	5	6	7	8	9	10	<input type="checkbox"/>	
C10	Communicable/non-communicable diseases	1	2	3	4	5	6	7	8	9	10	<input type="checkbox"/>	
C11	Poverty reduction	1	2	3	4	5	6	7	8	9	10	<input type="checkbox"/>	
C12	Cotton sector	1	2	3	4	5	6	7	8	9	10	<input type="checkbox"/>	
C13	Gender	1	2	3	4	5	6	7	8	9	10	<input type="checkbox"/>	
C14	Domestic private sector development (e.g., development of small and medium size enterprises/ industries)	1	2	3	4	5	6	7	8	9	10	<input type="checkbox"/>	
C15	Foreign direct investment	1	2	3	4	5	6	7	8	9	10	<input type="checkbox"/>	
C16	Water and sanitation	1	2	3	4	5	6	7	8	9	10	<input type="checkbox"/>	
C17	Trade and exports	1	2	3	4	5	6	7	8	9	10	<input type="checkbox"/>	
C18	Economic growth	1	2	3	4	5	6	7	8	9	10	<input type="checkbox"/>	
C19	Energy	1	2	3	4	5	6	7	8	9	10	<input type="checkbox"/>	
C20	Disaster management	1	2	3	4	5	6	7	8	9	10	<input type="checkbox"/>	
C21	Public sector governance/ reform (i.e., government effectiveness, public financial management, public expenditure, fiscal system reform)	1	2	3	4	5	6	7	8	9	10	<input type="checkbox"/>	
C22	Job creation/employment	1	2	3	4	5	6	7	8	9	10	<input type="checkbox"/>	
C23	Financial markets	1	2	3	4	5	6	7	8	9	10	<input type="checkbox"/>	
C24	Equality of opportunity (i.e., equity)	1	2	3	4	5	6	7	8	9	10	<input type="checkbox"/>	
C25	Health	1	2	3	4	5	6	7	8	9	10	<input type="checkbox"/>	
C26	Rural development	1	2	3	4	5	6	7	8	9	10	<input type="checkbox"/>	
C27	Global/regional integration	1	2	3	4	5	6	7	8	9	10	<input type="checkbox"/>	
C28	Food security	1	2	3	4	5	6	7	8	9	10	<input type="checkbox"/>	
C29	Education	1	2	3	4	5	6	7	8	9	10	<input type="checkbox"/>	
C30	Social protection (e.g., pensions, targeted social assistance)	1	2	3	4	5	6	7	8	9	10	<input type="checkbox"/>	
C31	Climate change (e.g., mitigation, adaptation)	1	2	3	4	5	6	7	8	9	10	<input type="checkbox"/>	
C32	Agricultural development	1	2	3	4	5	6	7	8	9	10	<input type="checkbox"/>	
C33	Social cohesion	1	2	3	4	5	6	7	8	9	10	<input type="checkbox"/>	
C34	Natural resource management (e.g., mining)	1	2	3	4	5	6	7	8	9	10	<input type="checkbox"/>	

SECTION C: WORLD BANK EFFECTIVENESS AND RESULTS

C35. To what extent does the World Bank's work help to achieve development results in Burkina Faso, on a ten point scale?											
1	2	3	4	5	6	7	8	9	10	<input type="checkbox"/>	
To no degree at all									To a very significant degree		Don't know

To what extent do you agree with the following statements about the World Bank in Burkina Faso, on a ten point scale?												
		Strongly disagree								Strongly agree		Don't know
C36	The World Bank's financial instruments (i.e., investment lending, Development Policy Loan, Trust Funds, Program 4 Result, etc.) meet the needs of Burkina Faso	1	2	3	4	5	6	7	8	9	10	<input type="checkbox"/>
C37	The World Bank meets Burkina Faso's needs for knowledge services (e.g., research, analysis, data, technical assistance)	1	2	3	4	5	6	7	8	9	10	<input type="checkbox"/>

PLEASE NOTE: IN SOME CASES THE SURVEY WILL ASK FOR A SPECIFIC NUMBER OF RESPONSES. PLEASE DO NOT CHOOSE ANY MORE THAN REQUESTED. IF MORE RESPONSES ARE CHOSEN, DATA CANNOT BE INCLUDED IN ANALYSIS.

SECTION D: THE WORLD BANK'S KNOWLEDGE WORK AND ACTIVITIES (i.e., ANALYSIS, STUDIES, RESEARCH, DATA, REPORTS, CONFERENCES)

D1. How frequently do you consult World Bank knowledge work and activities in the work you do?	
1	Weekly
2	Monthly
3	A few times a year
4	Rarely
5	Never

D2. When thinking about the development challenges in Burkina Faso, where do you believe it would be most valuable for the World Bank to focus its knowledge work and activities in the next few years? (Choose no more than THREE)			
1	Public sector governance/ reform (i.e., government effectiveness, public financial management, public expenditure, fiscal system reform)	18	Crime and violence (i.e., insecurity)
2	Gender	19	Education
3	Social cohesion	20	Cotton sector
4	Domestic private sector development (e.g., development of small and medium size enterprises/ industries)	21	Global/regional integration
5	Foreign direct investment	22	Information and communications technology
6	Water and sanitation	23	Transport (e.g., roads, bridges, transportation)
7	Trade and exports	24	Agricultural development
8	Energy	25	Natural resource management (e.g., mining)
9	Disaster management	26	Job creation/employment
10	Social protection (e.g., pensions, targeted social assistance)	27	Health
11	Climate change (e.g., mitigation, adaptation)	28	Economic growth
12	Poverty reduction	29	Rural development
13	Law and justice (e.g., judicial system)	30	Food security
14	Fight against corruption	31	Environmental sustainability
15	Financial markets	32	Regulatory framework
16	Equality of opportunity (i.e., equity)	33	Basic infrastructure
17	Urban development (e.g., urban transport)	34	Communicable/non-communicable diseases

SECTION D: THE WORLD BANK'S KNOWLEDGE WORK AND ACTIVITIES (i.e., ANALYSIS, STUDIES, RESEARCH, DATA, REPORTS, CONFERENCES)

In Burkina Faso, how effective do you believe the World Bank's knowledge work and activities:													
		Not effective at all										Very effective	Don't know
D3	Enhancing your knowledge and/or skills	1	2	3	4	5	6	7	8	9	10		<input type="checkbox"/>
D4	Contributing to good policy making	1	2	3	4	5	6	7	8	9	10		<input type="checkbox"/>
D5	Providing support for program implementation	1	2	3	4	5	6	7	8	9	10		<input type="checkbox"/>
D6	Raising your awareness of the particular topic	1	2	3	4	5	6	7	8	9	10		<input type="checkbox"/>

In Burkina Faso, to what extent do you believe that the World Bank's knowledge work and activities:													
		To no degree at all										To a very significant degree	Don't know
D7	Are timely	1	2	3	4	5	6	7	8	9	10		<input type="checkbox"/>
D8	Include appropriate level of stakeholder involvement during preparation	1	2	3	4	5	6	7	8	9	10		<input type="checkbox"/>
D9	Are relevant to Burkina Faso's development priorities	1	2	3	4	5	6	7	8	9	10		<input type="checkbox"/>
D10	Provide feasible recommendations	1	2	3	4	5	6	7	8	9	10		<input type="checkbox"/>
D11	Are accessible (well written and easy to understand)	1	2	3	4	5	6	7	8	9	10		<input type="checkbox"/>
D12	Are source of relevant information on global good practices.	1	2	3	4	5	6	7	8	9	10		<input type="checkbox"/>
D13	Are useful in terms of the work you do	1	2	3	4	5	6	7	8	9	10		<input type="checkbox"/>
D14	Are adequately disseminated	1	2	3	4	5	6	7	8	9	10		<input type="checkbox"/>
D15	Are appropriately translated	1	2	3	4	5	6	7	8	9	10		<input type="checkbox"/>
D16	Are adaptable to Burkina Faso's specific development challenges and country circumstances	1	2	3	4	5	6	7	8	9	10		<input type="checkbox"/>

D17. Overall, how significant a contribution do you believe the World Bank's knowledge work and activities make to development results in your country, on a ten point scale?													
1	2	3	4	5	6	7	8	9	10	<input type="checkbox"/>			
Not significant at all									Very significant	Don't know			

SECTION D: THE WORLD BANK'S KNOWLEDGE WORK AND ACTIVITIES (i.e., ANALYSIS, STUDIES, RESEARCH, DATA, REPORTS, CONFERENCES)

D18. Overall, how would you rate the technical quality of the World Bank's knowledge work and activities, on a ten point scale?										
1	2	3	4	5	6	7	8	9	10	<input type="checkbox"/>
Very low technical quality									Very high technical quality	Don't know

SECTION E: WORKING WITH THE WORLD BANK

To what extent do you agree/disagree with the following statements, on a ten point scale?													
		Strongly disagree										Strongly agree	Don't know
		1	2	3	4	5	6	7	8	9	10		
E1	The World Bank disburses funds promptly											<input type="checkbox"/>	
E2	The World Bank effectively monitors and evaluates the projects and programs it supports											<input type="checkbox"/>	
E3	The World Bank's approvals and reviews are done in a timely fashion											<input type="checkbox"/>	
E4	The World Bank's "Safeguard Policy" requirements are reasonable											<input type="checkbox"/>	
E5	The World Bank imposes reasonable conditions on its lending											<input type="checkbox"/>	
E6	Working with the World Bank increases Burkina Faso's institutional capacity											<input type="checkbox"/>	
E7	The World Bank ensures consistency and continuity through staff changes											<input type="checkbox"/>	
E8	The World Bank's teams and visits are well coordinated											<input type="checkbox"/>	
E9	Where country systems (e.g., procurement, financial management, etc.) are adequate, the World Bank makes appropriate use of them											<input type="checkbox"/>	
E10	The World Bank provides effective implementation support (i.e., supervision of projects)											<input type="checkbox"/>	

PLEASE NOTE: IN SOME CASES THE SURVEY WILL ASK FOR A SPECIFIC NUMBER OF RESPONSES. PLEASE DO NOT CHOOSE ANY MORE THAN REQUESTED. IF MORE RESPONSES ARE CHOSEN, DATA CANNOT BE INCLUDED IN ANALYSIS.

SECTION F: THE FUTURE ROLE OF THE WORLD BANK IN BURKINA FASO

F1. How significant a role do you believe the World Bank SHOULD play in Burkina Faso's development in the near future, on a ten point scale?

1	2	3	4	5	6	7	8	9	10	<input type="checkbox"/>
Not a significant role at all									Very significant role	Don't know

F2. Which of the following SHOULD the World Bank do to make itself of greater value in Burkina Faso? (Choose no more than TWO)

1	Improve the quality of its experts as related to Burkina Faso's specific challenges
2	Reduce the complexity of obtaining World Bank financing
3	Focus primarily on advocacy issues
4	Improve the competitiveness of its financing compared to markets (e.g., cost, timeliness, and other terms)
5	Reach out more to groups outside of government
6	Ensure greater selectivity in its work
7	Provide more adequate data/knowledge/statistics/figures on Burkina Faso's economy
8	Offer more innovative financial products
9	Offer more innovative knowledge services
10	Work faster
11	Other (please specify): _____

SECTION G: COMMUNICATION AND INFORMATION SHARING**G1. How do you get most of your information about economic and social development issues in Burkina Faso? (Choose no more than TWO)**

1	Local newspapers
2	International newspapers
3	Local radio
4	International radio
5	Local television
6	International television
7	Periodicals
8	Internet
9	Social media (Facebook, Twitter, Youtube)
10	Blogs
11	Mobile phones
12	Instant messaging
13	Other (please specify): _____

G2. How would you prefer to receive information from the World Bank? (Choose no more than TWO)

1	World Bank website
2	Direct contact with World Bank (i.e., face to face meetings/discussions)
3	e-newsletters
4	Instant messaging
5	World Bank seminars/workshops/conferences
6	World Bank Public Information Center
7	World Bank publications and other written materials
8	Mobile phones
9	Social media (Facebook, Twitter, Youtube)
10	Blogs
11	Other (please specify): _____

G3	Are you aware of the World Bank's Access to Information Policy under which the Bank will now disclose any information in its possession that is not on a list of exceptions?	Yes	No
G4	Have you requested information from the World Bank on its activities in the past year? (If YES please go to Question G5; if NO please go to G6)	Yes	No
G5	Were you able to obtain this information?	Yes	No
G6	Do you have access to the Internet?	Yes	No
G7	Do you use/have you used the World Bank website?	Yes	No

SECTION G: COMMUNICATION AND INFORMATION SHARING

G8. Which do you primarily use? (Please mark only ONE response)	
1	The World Bank's country website (www.worldbank.org/burkina)
2	The World Bank's main website (www.worldbank.org)

G9. Which Internet connection do you use primarily when visiting a World Bank website?	
1	High speed
2	Dial-up

G10. Do you use/have you used the World Bank's Public Information Centers (PICs) in Burkina Faso?	
1	Yes
2	No
3	I don't know what PIC is

Please rate how much you agree with the following statements, on a ten point scale.													
		Strongly disagree										Strongly agree	Don't know
		1	2	3	4	5	6	7	8	9	10		
G11	I use/consult World Bank data more currently than I did a few years ago												<input type="checkbox"/>
G12	The World Bank's PIC is a valuable source of information related to development in Burkina Faso. <i>(Only answer if you have used the PIC)</i>												<input type="checkbox"/>
G13	I find the World Bank websites easy to navigate. <i>(Only answer if you have used a World Bank website)</i>												<input type="checkbox"/>
G14	I find the information on the World Bank's websites useful. <i>(Only answer if you have used a World Bank website)</i>												<input type="checkbox"/>
G15	When I need information from the World Bank I know how to find it (e.g., whom to call, where to reach them, etc.)												<input type="checkbox"/>
G16	The World Bank is responsive to my information requests and inquiries												<input type="checkbox"/>

PLEASE NOTE: IN SOME CASES THE SURVEY WILL ASK FOR A SPECIFIC NUMBER OF RESPONSES. PLEASE DO NOT CHOOSE ANY MORE THAN REQUESTED. IF MORE RESPONSES ARE CHOSEN, DATA CANNOT BE INCLUDED IN ANALYSIS.

SECTION H: BACKGROUND INFORMATION**H1. Which of the following best describes your current position? (Please mark only ONE response)**

1	Office of the President, Prime Minister
2	Office of Minister
3	Office of Parliamentarian
4	Employee of a Ministry, Ministerial Department or Implementation Agency
5	Consultant/Contractor working on World Bank supported Project/Program
6	Project Management Unit (PMU) overseeing implementation of project
7	Local Government Office or Staff
8	Bilateral Agency
9	Multilateral Agency
10	Private Sector Organization
11	Private Foundation
12	Financial Sector/Private Bank
13	NGO
14	Community Based Organization
15	Media (Press, Radio, TV, Web, etc.)
16	Independent Government Institution (i.e., Regulatory Agency, Central Bank/oversight institution)
17	Trade Union
18	Faith-Based Group
19	Academia/Research Institute/Think Tank
20	Judiciary Branch
21	Other (please specify): _____

H2. Please identify the primary specialization of your work. (Please mark only ONE response)

1	Agriculture/ rural development / food security	10	Law and justice / regulatory framework
2	Climate change / disaster management	11	Natural resource management / environmental sustainability
3	Education	12	Private sector development / foreign direct investment
4	Energy	13	Public sector governance / public financial management / anti corruption
5	Financial markets / banking	14	Social protection
6	Gender / equality of opportunity	15	Transport
7	Health / communicable/non-communicable diseases	16	Urban development (e.g., urban transport)
8	Information and communications technology	17	Water and sanitation
9	Job creation/employment	18	Other (please specify): _____

SECTION H: BACKGROUND INFORMATION**H3. Currently, do you professionally collaborate/work with the World Bank in your country?**

1	Yes
2	No

H4. Which of the following describes most of your exposure to the World Bank in Burkina Faso? (Choose no more than TWO)

1	Observer (i.e., follow in media, discuss in informal conversations, etc.)
2	Use World Bank reports/data
3	Engage in World Bank related/sponsored events/activities
4	Collaborate as part of my professional duties
5	Use World Bank website for information, data, research, etc.

H5. Which best represents your geographic location?

1	Ouagadougou city
2	East Region
3	North Region
4	Center-South Region
5	High Basins Region
6	Center-West Region
7	South-West Region
8	Center Region (other than Ouagadougou city)
9	Sahel Region
10	Central Plateau Region
11	Center-East Region
12	Cascades Region
13	Center-North Region
14	Mouhoun Buckle Region

Thank you for completing the survey!