



# Brazil

## The World Bank Group Country Survey FY 2013

Report of Findings  
October 2013



CountryOpinionSurveys  
THE WORLD BANK GROUP

# Table of Contents

I. Objectives .....	3
II. Methodology.....	3
III. Demographics of the Sample.....	6
IV. General Issues Facing Brazil.....	13
V. Overall Attitudes toward the World Bank .....	18
VI. Sectoral Effectiveness.....	29
VII. How the World Bank Group Operates .....	32
VIII. World Bank Group Knowledge and Instruments .....	35
IX. Recent Trends & The Future Role of the World Bank in Brazil...	46
X. Communication and Openness.....	52
XI. Appendices.....	57



## I. Objectives

This survey was designed to achieve the following objectives:

- Assist the World Bank Group in gaining a better understanding of how stakeholders in Brazil perceive the Bank;
- Obtain systematic feedback from stakeholders in Brazil regarding:
  - Their views regarding the general environment in Brazil;
  - Their overall attitudes toward the World Bank Group in Brazil;
  - Overall impressions of the World Bank Group's effectiveness and results, knowledge work, and communication and information sharing in Brazil;
  - Perceptions of the recent trends and the World Bank Group's future role in Brazil.
- Use data to help inform Brazil country team's strategy.

## II. Methodology

From June to August 2013, 10,200 stakeholders of the World Bank Group in Brazil were invited to provide their opinions on the Bank's assistance to the country by participating in a country survey. Participants in the survey were drawn from the office of the President, Prime Minister/Minister, office of a parliamentarian, ministries, ministerial departments, or implementation agencies; consultants/ contractors working on World Bank Group-supported projects/programs; project management units (PMUs) overseeing implementation of a project; state Government; municipal governments; bilateral and multilateral agencies; private sector organizations; private foundations; the financial sector/private banks; NGOs; community-based organizations; the media; independent government institutions; trade unions; academia/research institutes/think tanks; faith-based groups, the judiciary branch; and other organizations. A total of 200 stakeholders participated in the survey (2% response rate).

Respondents received questionnaires via email and completed them online. Respondents were asked about: general issues facing Brazil; their overall attitudes toward the Bank; the World Bank Group's effectiveness and results; the Bank's knowledge work and activities; working with the World Bank Group; the current trends and the Bank's future role in Brazil; and the Bank's communication and information sharing in Brazil.

Every country that engages in the Country Survey must include specific indicator questions that will be aggregated for the World Bank Group's annual Corporate Scorecard. These questions are identified throughout the survey report.

- A. General Issues Facing Brazil: Respondents were asked to indicate whether Brazil is headed in the right direction, what they thought were the top three development priorities in Brazil, and which areas would contribute most to reducing poverty and generating economic growth.
- B. Overall Attitudes toward the World Bank Group: Respondents were asked to rate their familiarity with the World Bank, Inter-American Development Bank, Latin American Development Bank, and the International Finance Corporation, their perceived effectiveness of these organizations in Brazil, and which of these organizations they work with the most in Brazil. They were asked to rate the Bank staff's preparedness to help Brazil solve its development challenges, their agreement with various statements regarding the Bank's work, and the extent to which the Bank is an effective development partner.

## II. Methodology (continued)

- B. Overall Attitudes toward the World Bank Group (continued): Respondents were also asked to indicate the Bank's greatest values, greatest weaknesses, the most effective instruments in helping reduce poverty in Brazil, in which sectoral areas the Bank should focus most resources, to what extent the Bank should seek to influence the global development agenda, and to what reasons respondents attributed failed or slow reform efforts. Respondents were invited to indicate at what level (federal, state, or municipal) the World Bank Group works mostly in Brazil. They were asked if the Bank is most effective when it works in one sector or multi-sectorally. Lastly, they were asked to indicate to what extent they believe the combination of financial, knowledge, and convening services provided by the Bank meets the national development needs of Brazil.
- C. World Bank Group Effectiveness and Results: Respondents were asked to rate the extent to which the Bank's work helps achieve development results, the extent to which the Bank meets Brazil's needs for knowledge services and financial instruments, and the Bank's level of effectiveness across thirty-two development areas, such as education, public sector governance/reform, health, transport, and anti-corruption. They were also asked to what extent they believe that Brazil receives value for money from the World Bank Group's fee-based services/products.
- D. The World Bank Group's Knowledge: Respondents were asked to indicate the areas on which the Bank should focus its research efforts and to rate the effectiveness and quality of the Bank's knowledge work and activities, including how significant of a contribution it makes to development results and its technical quality. Respondents were also asked whether they read/consulted the most recent LAC Flagship Report and whether it provided useful information in their work.
- E. Working with the World Bank Group: Respondents were asked to rate their level of agreement with a series of statements regarding working with the Bank, such as the World Bank Group's "Safeguard Policy" requirements being reasonable, the Bank imposing reasonable conditions on its lending, disbursing funds promptly, increasing Brazil's institutional capacity, and providing effective implementation support.
- F. The Future Role of the World Bank Group in Brazil: Respondents were asked to rate how significant a role the World Bank Group should play in Brazil in the near future and to indicate what the Bank should do to make itself of greater value. Respondents were asked to indicate to what extent they believe the World Bank Group has moved in the right direction in terms of the focus of its work in Brazil and how significant a role international development cooperation should play in Brazil's development in the near future at the federal, state, and/or municipal level.

## II. Methodology (continued)

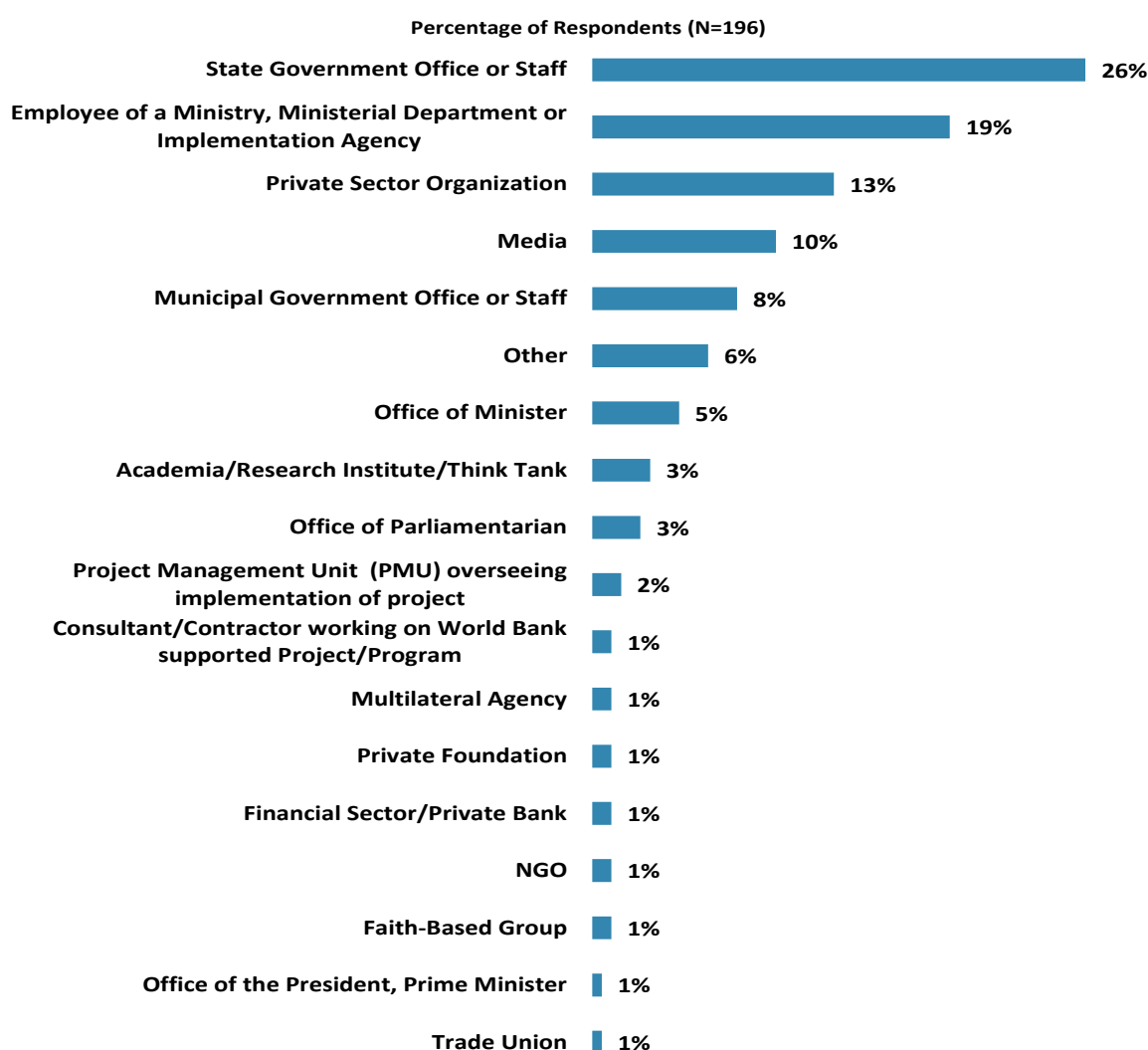
- G. Communication and Information Sharing: Respondents were asked to indicate how they get information about economic and social development issues, how they prefer to receive information from the Bank, and their usage and evaluation of the Bank's websites. Respondents were asked about their awareness of the Bank's Access to Information policy, whether they used/had used the World Bank Group website, and whether they accessed the Bank's social media channels. Respondents were also asked about their level of agreement that they know how to find information from the Bank, and that the Bank is responsive to information requests. Respondents were also asked to indicate what kind of e-services they are currently subscribed to.
- H. Background Information: Respondents were asked to indicate their current position, specialization, at what level (federal, state, or municipal) they primarily work at, whether they professionally collaborate with the World Bank Group, whether they worked with the International Finance Corporation in Brazil, their exposure to the Bank in Brazil, and their geographic location.

When possible, responses from respondents completing this year's country survey were compared to responses from the 423 respondents (49% response rate) who completed the country survey in FY 2006. All responses to comparable questions across years can be found in Appendix D (see page 117). Notations and/or charts are included in the body of the report when the differences between years are worth-noting.

### III. Demographics of the Sample

#### Current Position

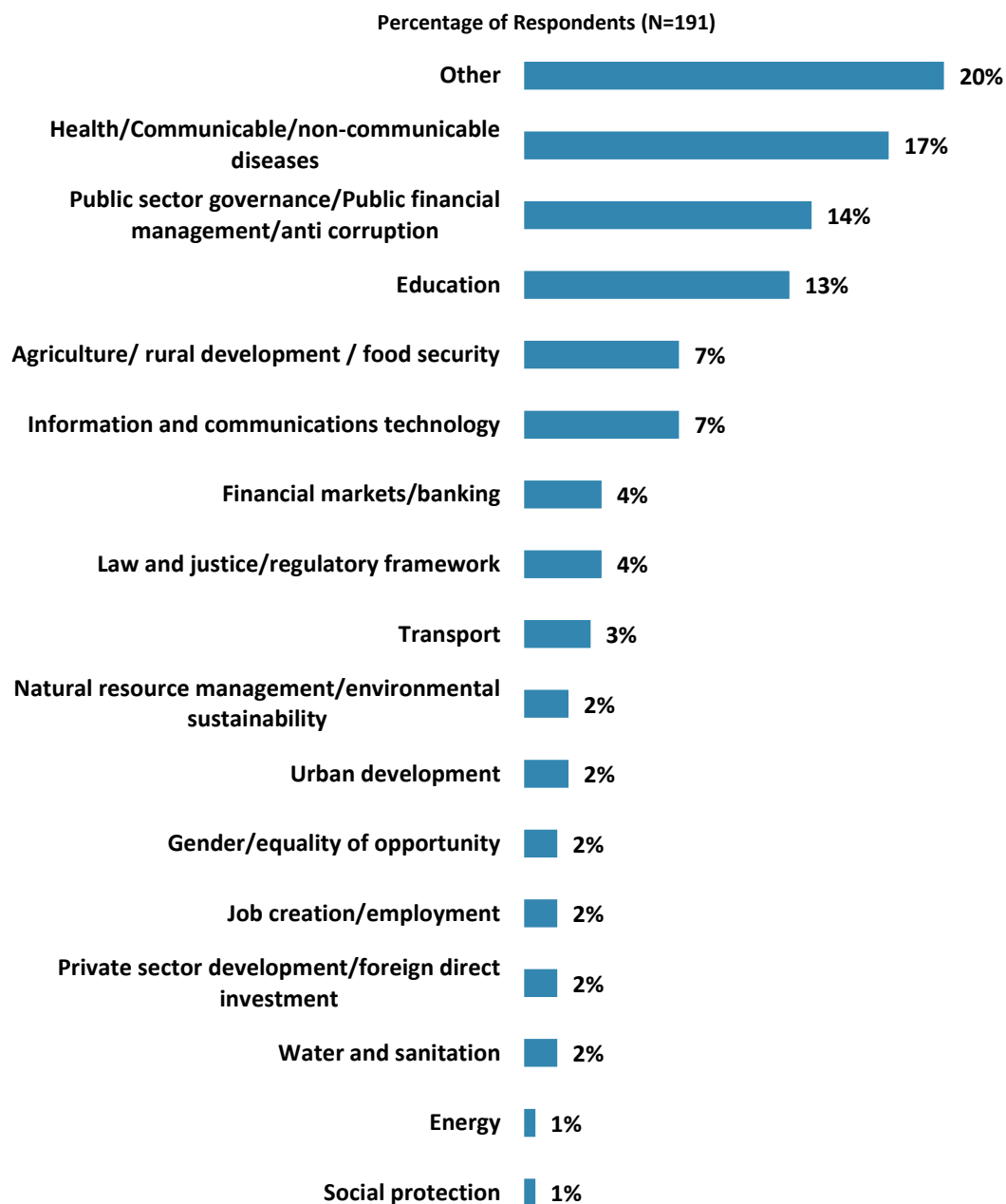
- For further analyses, respondents from the office of President, Prime Minister were combined with respondents from the office of ministers. Respondents from PMUs were combined with consultants/contractors working on Bank projects; respondents from private sector organizations were combined with respondents from financial sector/private banks; respondents from private foundations, NGOs, trade unions, and faith-based groups were combined into the “CSO” category; the few respondents from multilateral agencies and other organizations were included in the “Other” category. There were no respondents from bilateral agencies, community-based organizations, independent government institutions, or the judiciary branch.



“Which of the following best describes your current position?” (Respondents chose from a list.)

### III. Demographics of the Sample (continued)

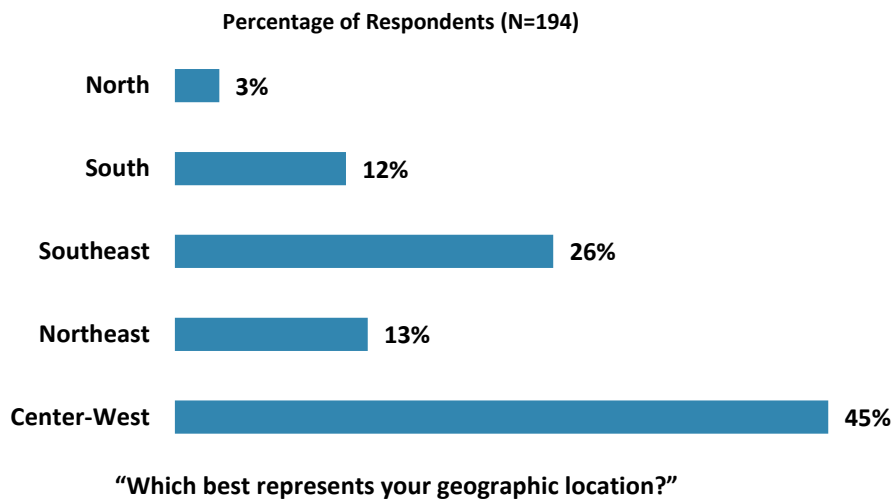
#### Area of Primary Specialization



“Please identify the primary specialization of your work.” (Respondents chose from a list.)

### III. Demographics of the Sample (continued)

#### Geographic Location





### III. Demographics of the Sample (continued)

#### Collaboration with and Exposure to the World Bank Group


- Differences in responses to the indicator questions, based on levels of collaboration and exposure to the World Bank Group in Brazil, can be found in Appendix E (see page 120). Please note that where these two factors appear to have a significant relationship with overall views of the Bank, it is highlighted in yellow in that table.

Percentage of Respondents (N=195)



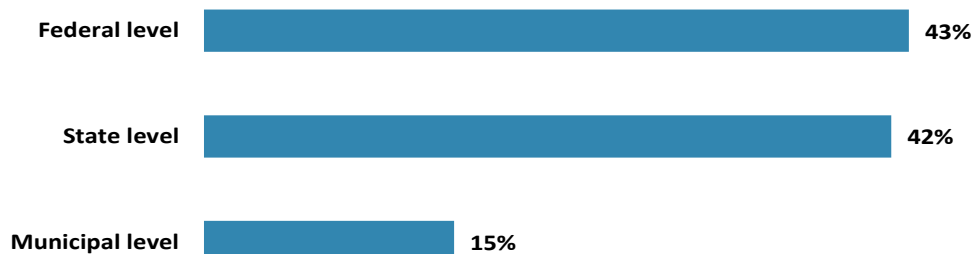
"Currently, do you professionally collaborate/work with the World Bank Group in your country?"

Percentage of Respondents (N=198)



"Do you work/Have you worked with the International Finance Corporation in Brazil at the federal, state, and/or municipal level?"

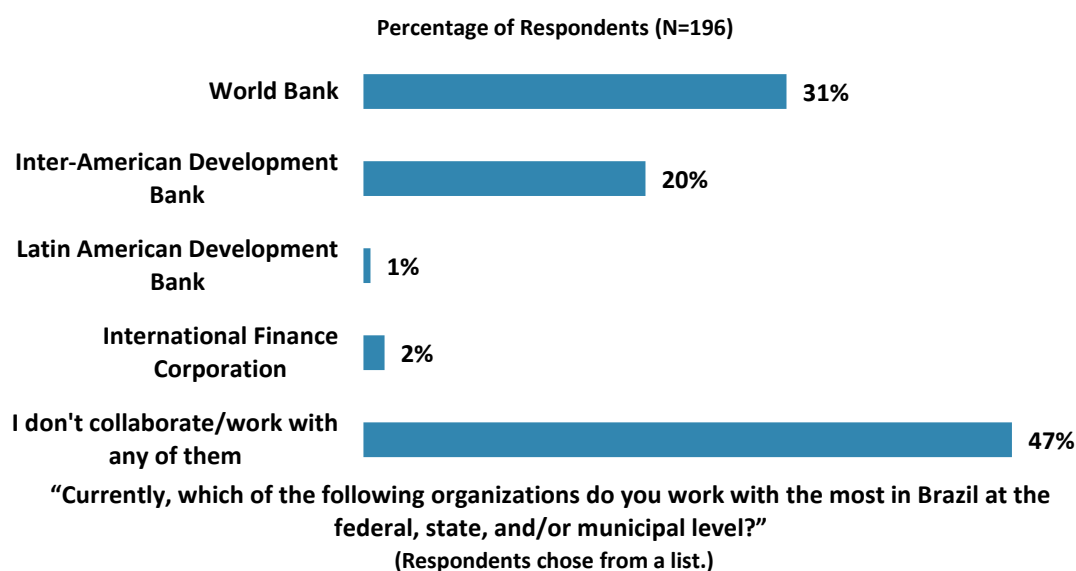
Percentage of Respondents (N=184)



"Do you primarily work at the...?" (Respondents chose from a list.)

### III. Demographics of the Sample (continued)

#### Collaboration with and Exposure to the World Bank Group (continued)



### III. Demographics of the Sample (continued)

#### Familiarity with the World Bank

- Respondents from across all geographic locations gave statistically similar levels of familiarity with the World Bank.
- Respondents' ratings of familiarity with the Bank were significantly, strongly correlated with their perceptions of the Bank's overall effectiveness in Brazil, and significantly, moderately correlated with the Bank's perceived relevance to Brazil's development, and the Bank's ability to help achieve development results in Brazil.



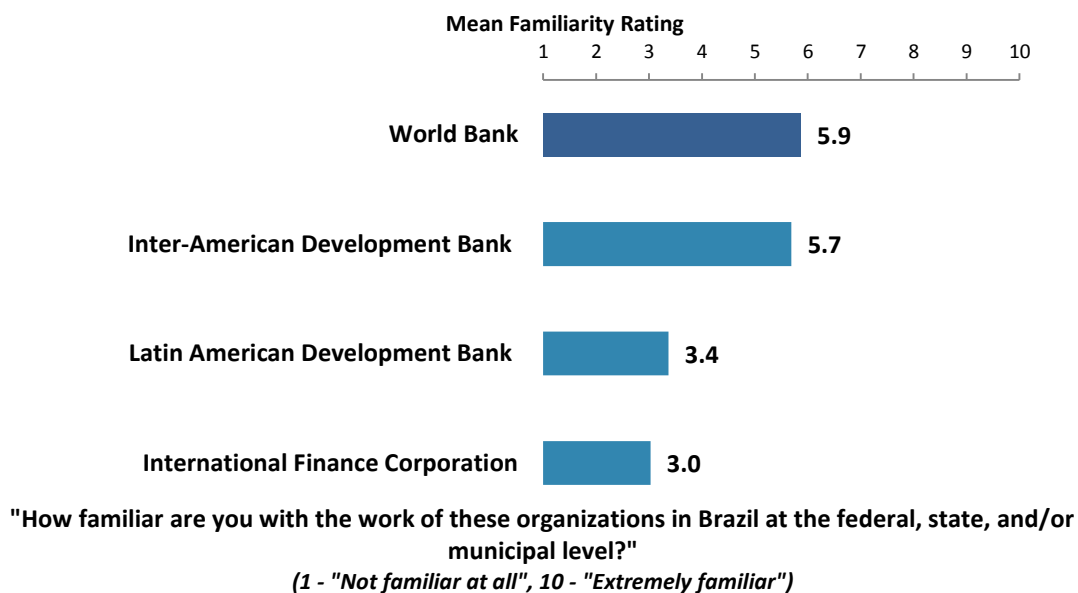
"How familiar are you with the work of the World Bank in Brazil at the federal, state, and/or municipal level?"

(1 - "Not familiar at all", 10 - "Extremely familiar")

### III. Demographics of the Sample (continued)

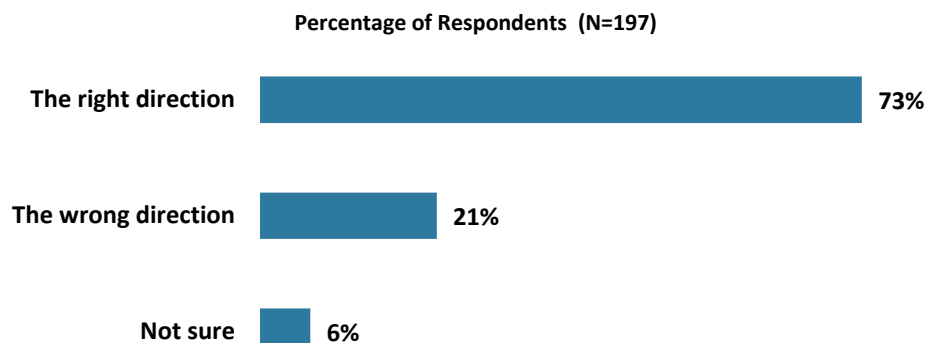
#### Familiarity with IFC and Other Organizations

- Respondents had significantly different levels of familiarity with the World Bank, inter-American Development Bank, Latin American Development Bank, and International Finance Corporation.



## IV. General Issues Facing Brazil

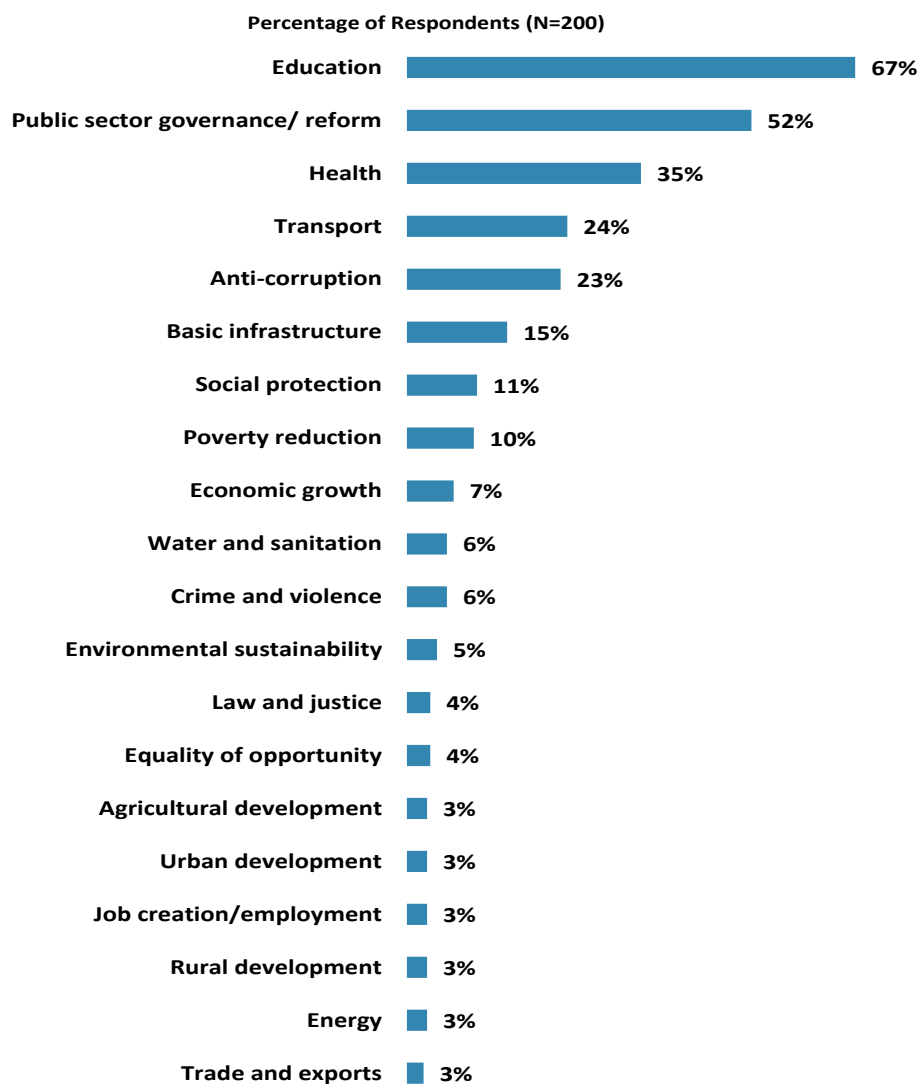
### Headed in the Right Direction



"In general, would you say that Brazil is headed in ...?"  
(Respondents chose from a list.)

## IV. General Issues Facing Brazil (continued)

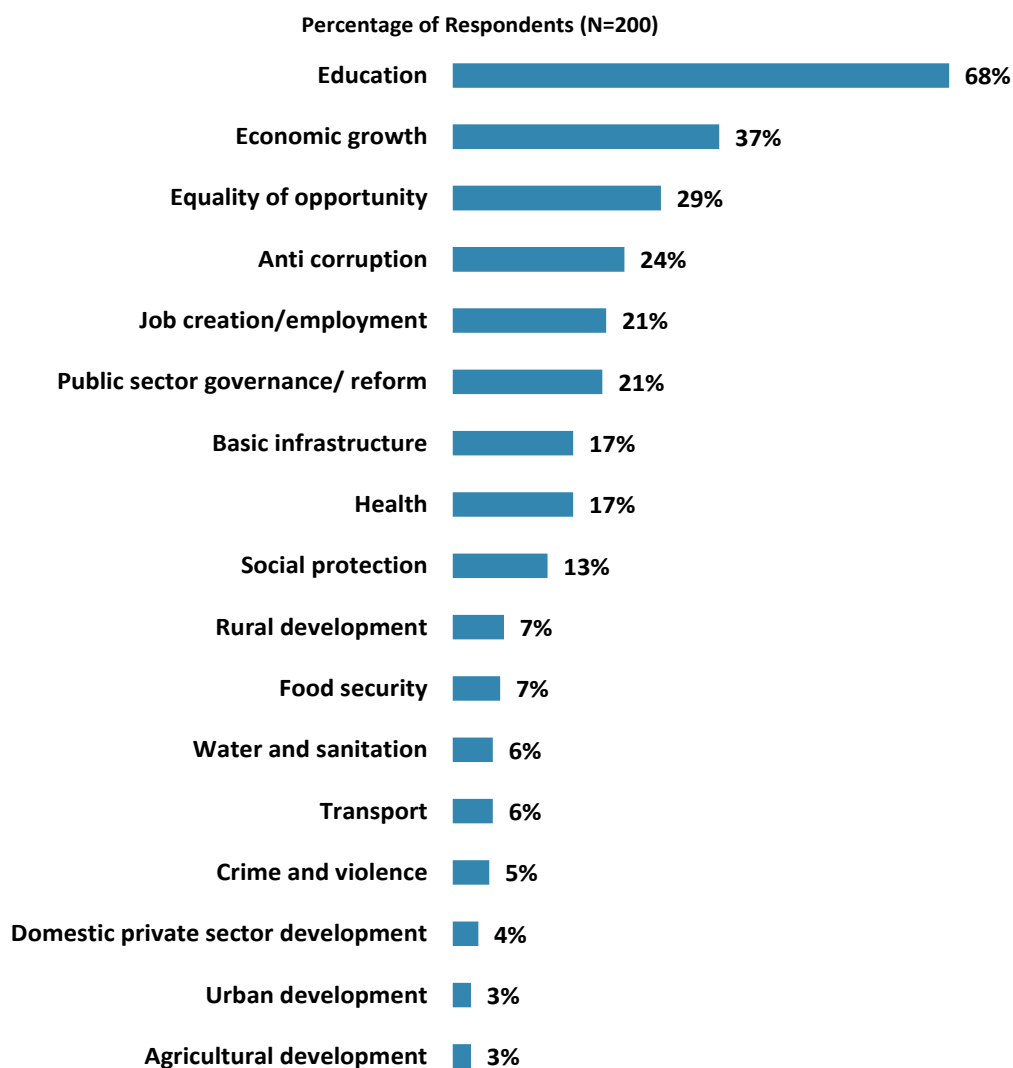
### Development Priority



"Listed below are a number of development priorities in Brazil. Please identify which of the following you consider the most important development priorities in Brazil at the federal, state, and/or municipal level." (Choose no more than THREE)"  
(Respondents chose from a list. Responses combined.)

## IV. General Issues Facing Brazil (continued)

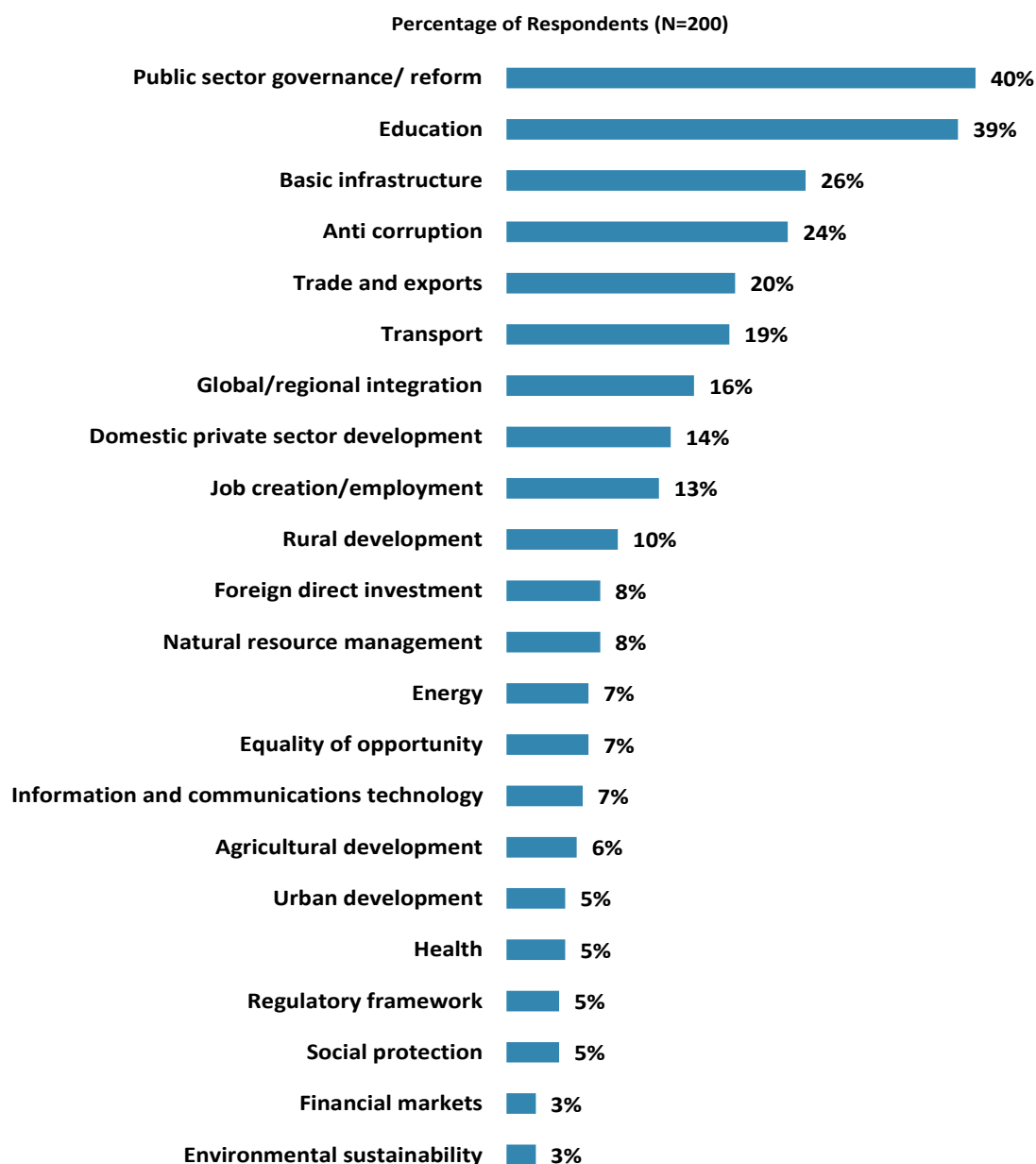
### What Would Contribute Most to Reducing Poverty



"Poverty reduction is a broad term that encompasses work in many different areas. Which THREE areas of development listed below do you believe would contribute most to reducing poverty in Brazil at the federal, state, and/or municipal level?"  
(Respondents chose from a list. Responses combined.)

## IV. General Issues Facing Brazil (continued)

### What Would Contribute Most to Generating Economic Growth

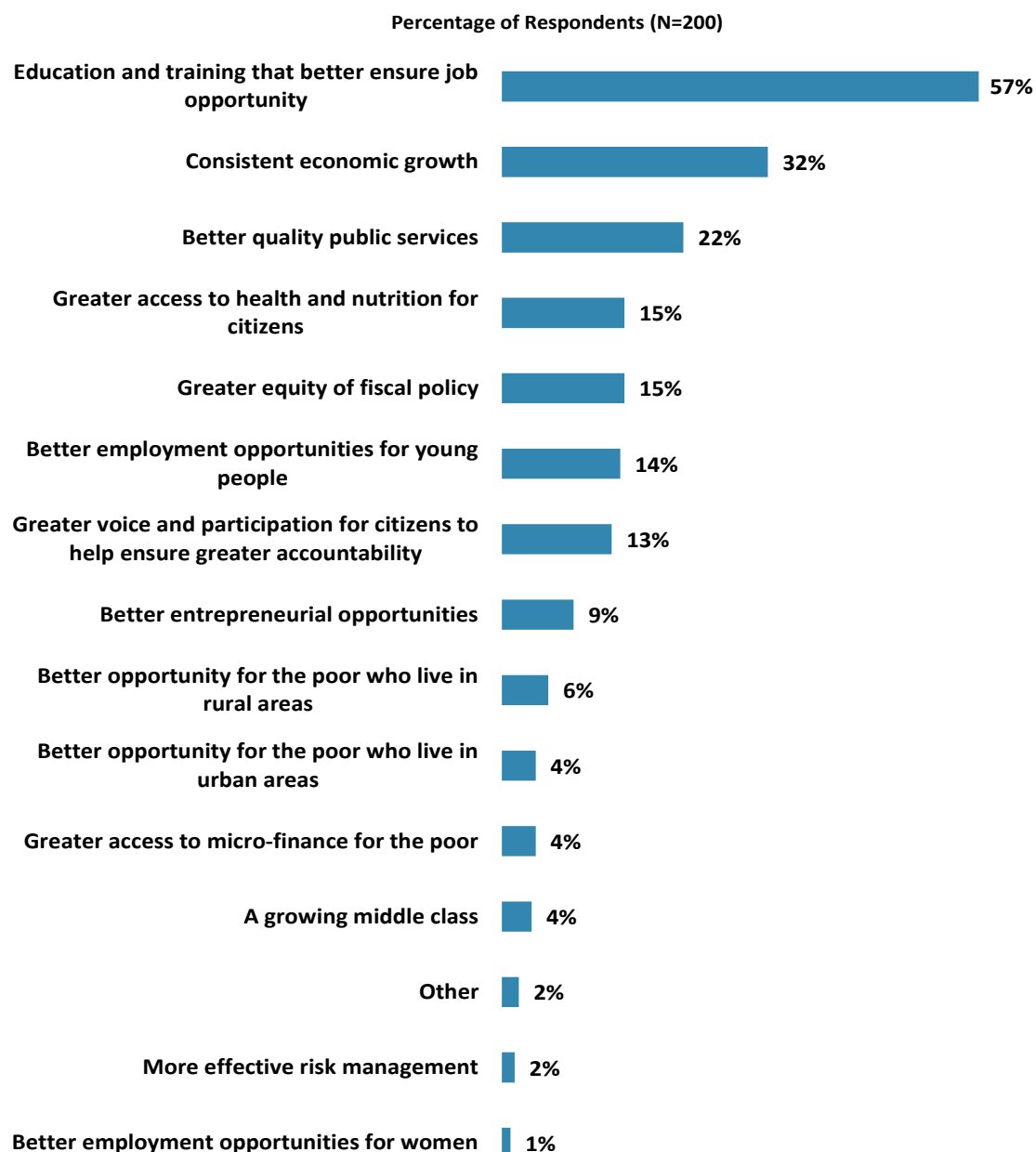


"Economic growth can be driven by a number of factors. Which THREE areas below do you believe would contribute most to generating economic growth in Brazil at the federal, state, and/or municipal level? (Choose no more than THREE)"  
(Respondents chose from a list. Responses combined.)



## IV. General Issues Facing Brazil (continued)

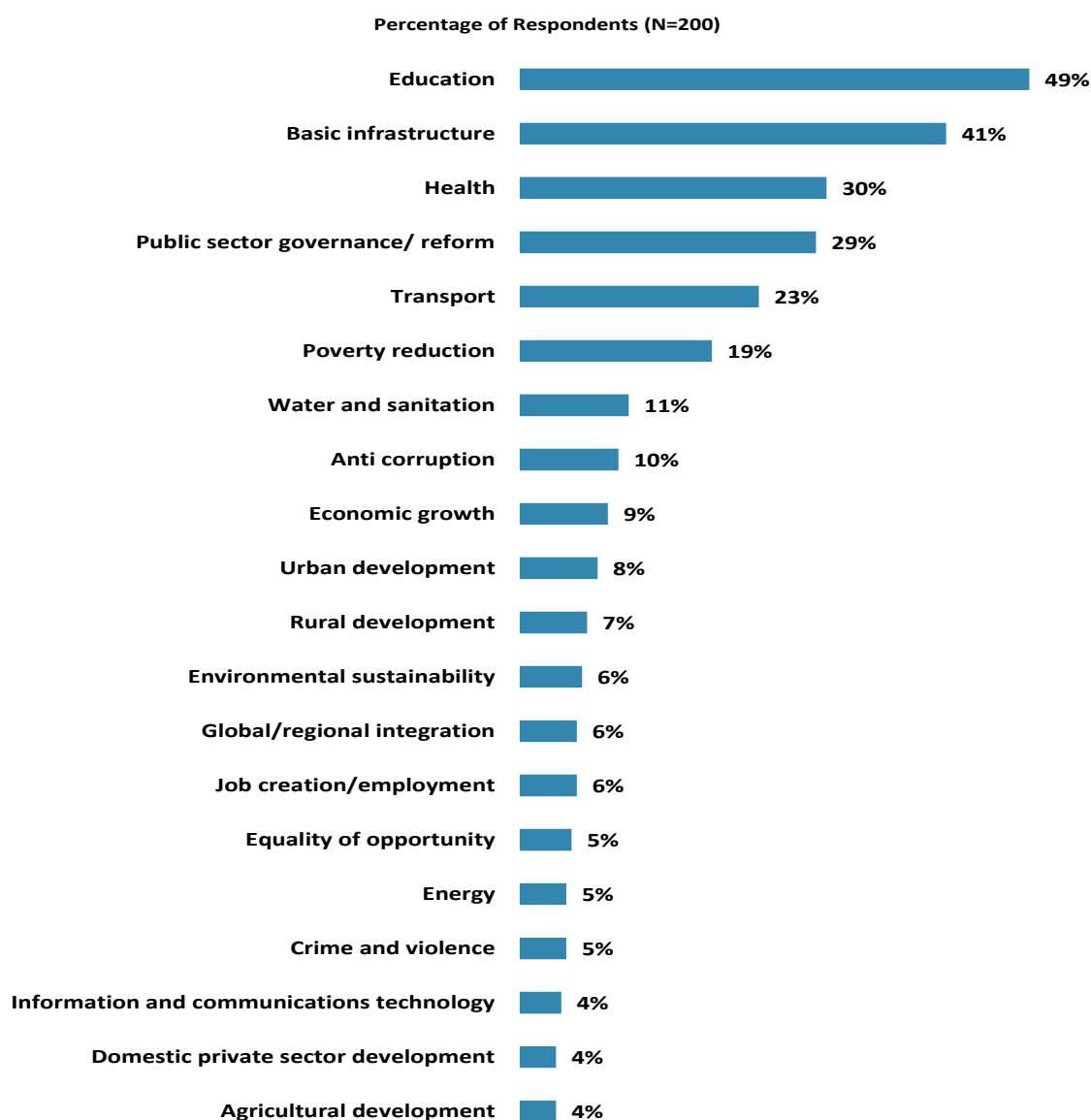
### What Best Illustrates How “Shared Prosperity” Would be Achieved in Brazil



"When thinking about the idea of "shared prosperity" in your country, which of the following TWO best illustrate how this would be achieved in Brazil at the federal, state, and/or municipal level? (Choose no more than TWO)"  
(Respondents chose from a list. Responses combined.)

## V. Overall Attitudes toward the World Bank Group

### Where the World Bank Group Should Focus its Resources



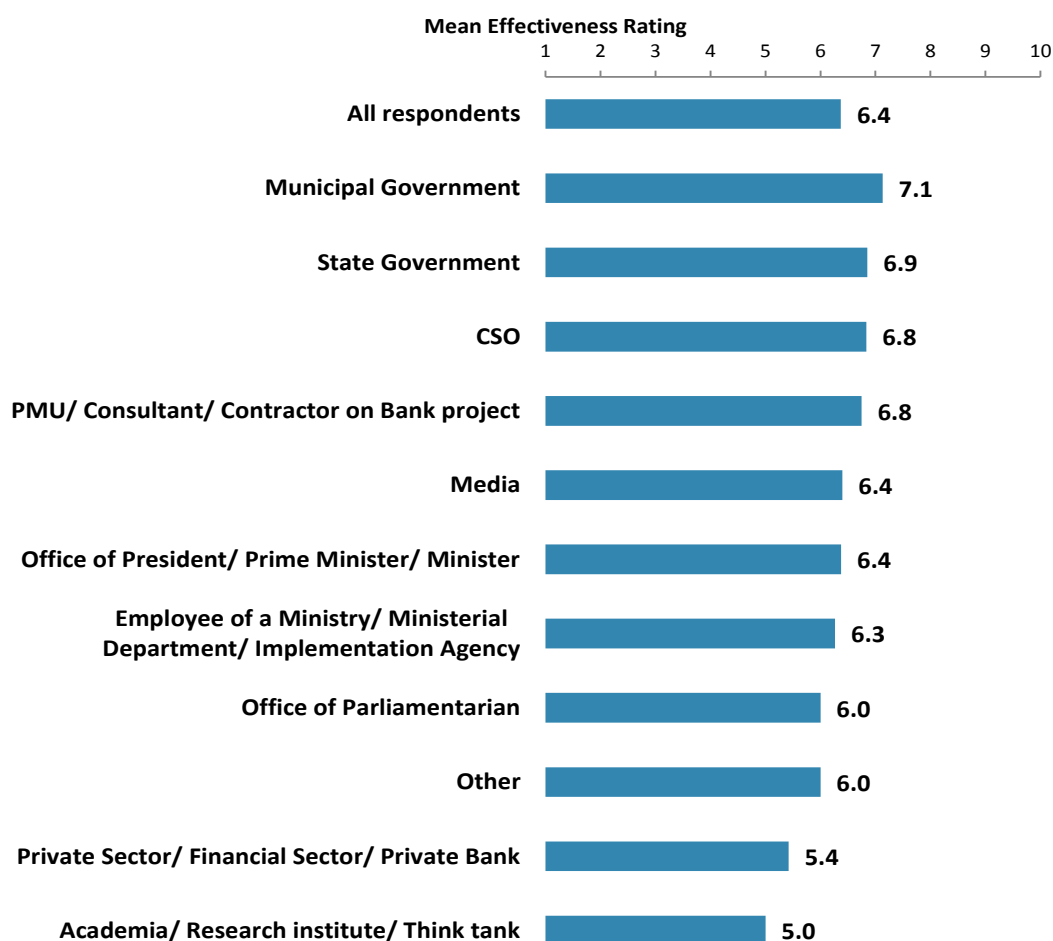
**“When thinking about how the World Bank can have the most impact on development results in Brazil at federal, state, and/or municipal level, in which sectoral areas do you believe the World Bank should focus most of its attention and resources in Brazil? (Choose no more than THREE)”**  
 (Respondents chose from a list. Responses combined.)

## V. Overall Attitudes toward the World Bank Group (continued)

As noted in the “Methodology” section, the indicator questions referred to throughout the survey report are questions that are asked in every country that engages in the Country Survey. These will be aggregated for the Bank’s annual Corporate Scorecard.

### The World Bank’s Overall Effectiveness (*Indicator Question*)

- Respondents across geographic locations gave statistically similar ratings for the World Bank’s overall effectiveness in Brazil.

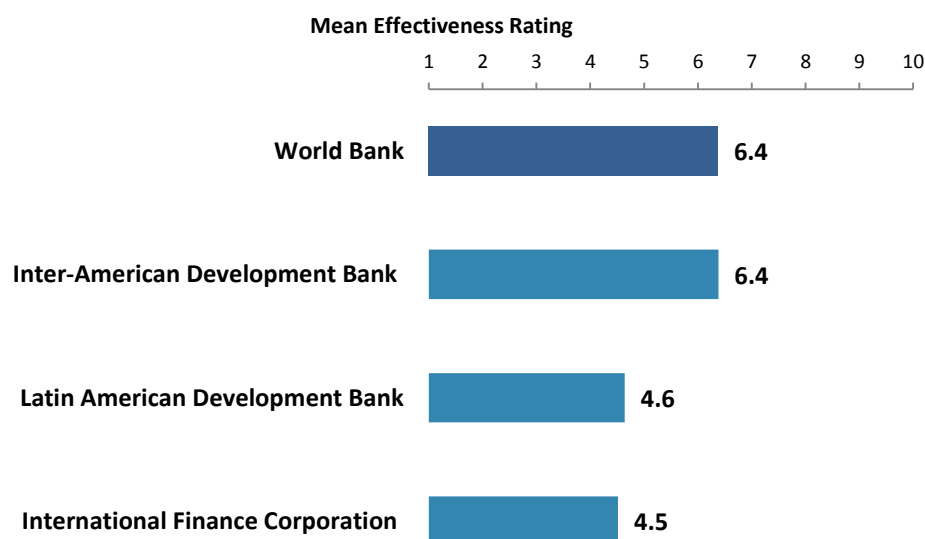


"Overall, please rate your impression of the World Bank's effectiveness in Brazil at the federal, state, and/or municipal level."  
(1 - "Not effective at all", 10 - "Extremely effective")

## V. Overall Attitudes toward the World Bank Group (continued)

### IFC and Other Organizations' Overall Effectiveness

- Respondents gave statistically similar ratings for the effectiveness of the World Bank and the Inter-American Development Bank.
- Compared to the ratings for the World Bank's effectiveness, respondents gave significantly lower ratings to the effectiveness of Latin American Development Bank and International Finance Corporation.

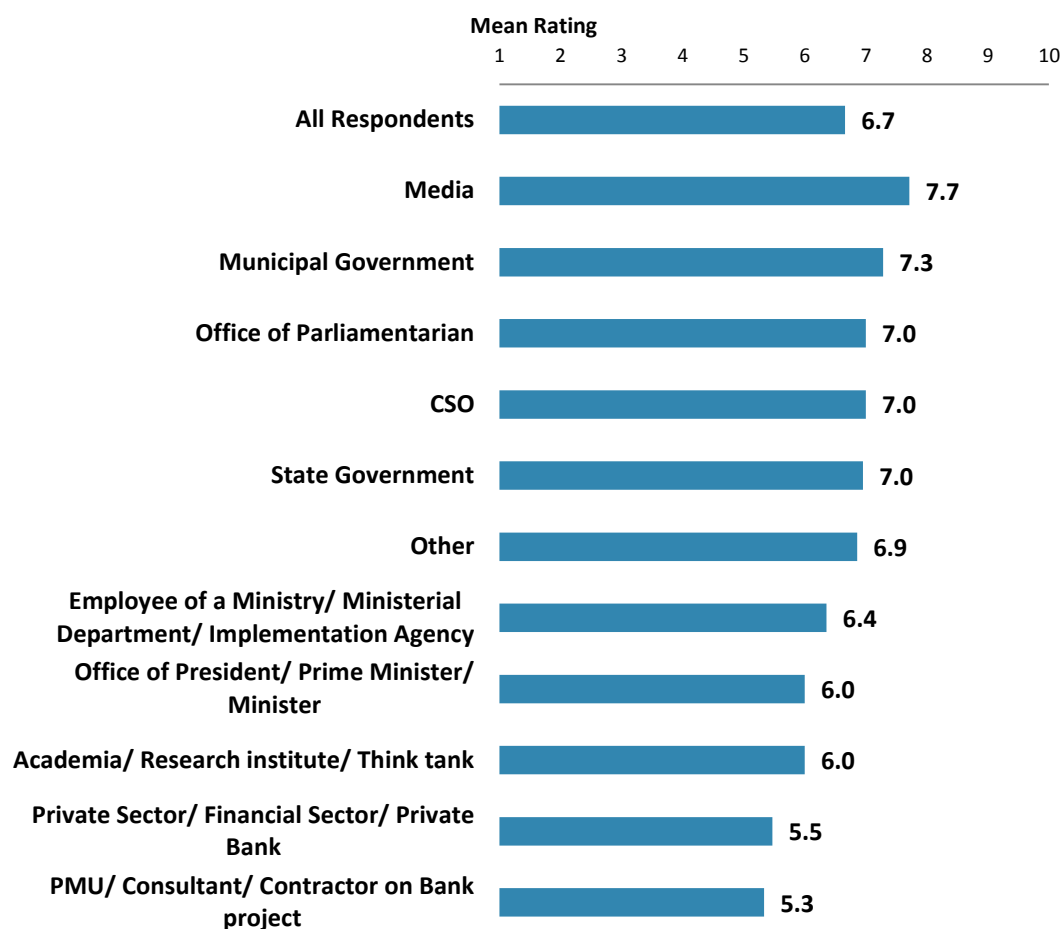


"Overall, please rate your impression of these organizations' effectiveness in Brazil at the federal, state, and/or municipal level."  
 (1 - "Not effective at all", 10 - "Extremely effective")

## V. Overall Attitudes toward the World Bank Group (continued)

### World Bank Group Moving in the Right Direction

- Respondents across all geographic locations had similar levels of agreement that the World Bank Group in the past three years has moved in the right direction in terms of the focus of its work in Brazil.



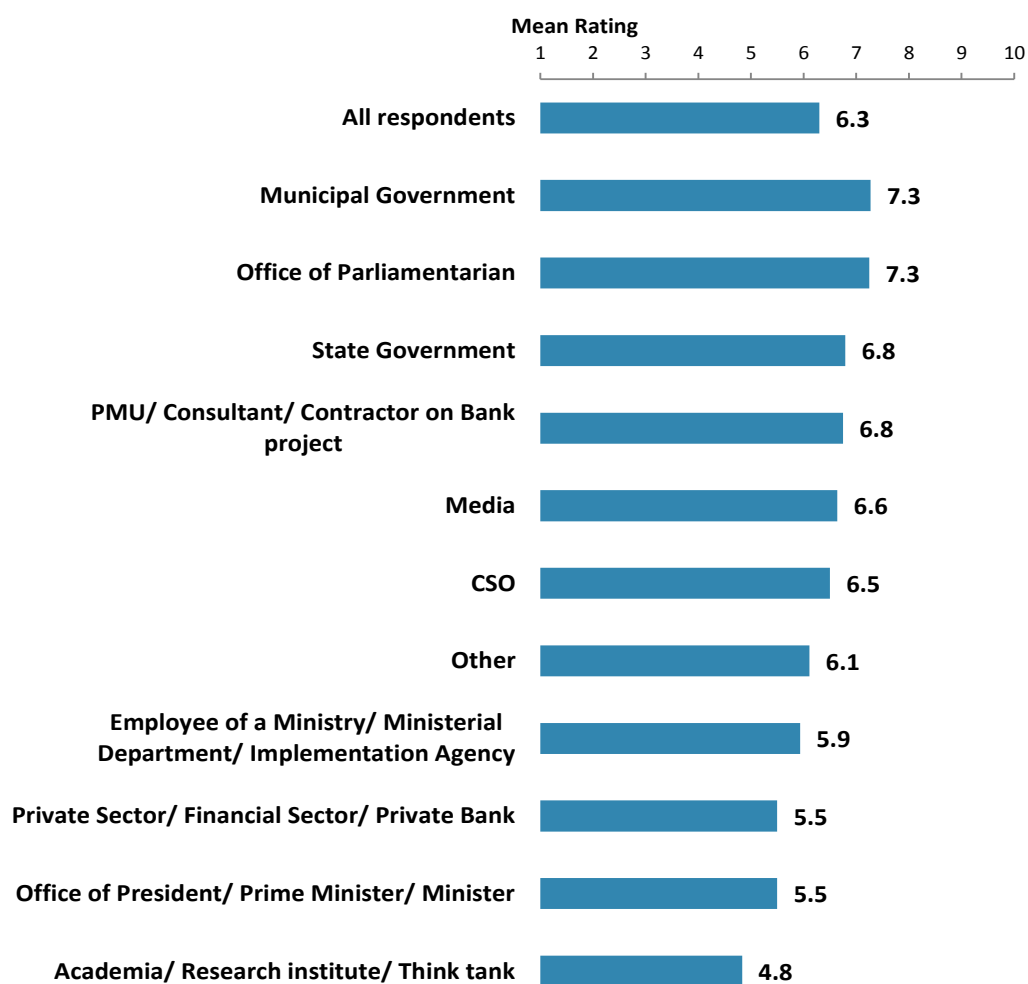
"In the last three years, to what extent do you believe that the World Bank Group has moved in the right direction in terms of the focus of its work in Brazil at the federal, state, and/or municipal level?"

(1-"To no degree at all", 10-"To a very significant degree")

## V. Overall Attitudes toward the World Bank Group (continued)

### Achieving Development Results (*Indicator Question*)

- Respondents from the Northeast of Brazil had the highest ratings for the extent to which the World Bank Group's work helps achieve development results in Brazil, whereas respondents from the Center-West had significantly lower ratings.

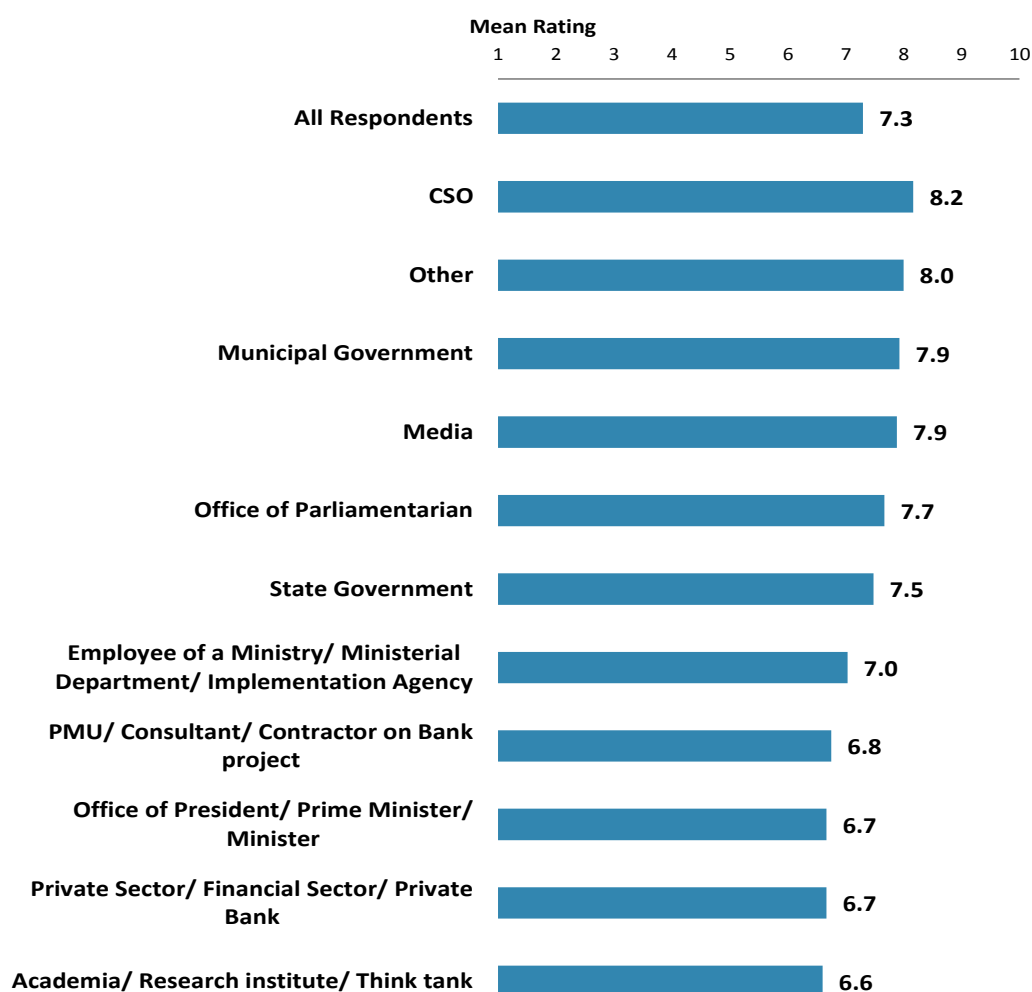


"To what extent does the World Bank Group's work help to achieve development results in Brazil at the federal, state, and/or municipal level?"  
(1 - "To no degree at all", 10 - "To a very significant degree")

## V. Overall Attitudes toward the World Bank Group (continued)

### Staff Preparedness (*Indicator Question*)

- Respondents across geographic locations gave statistically similar ratings for the extent to which the World Bank Group's staff is well prepared to help Brazil solve its most complicated development challenges.

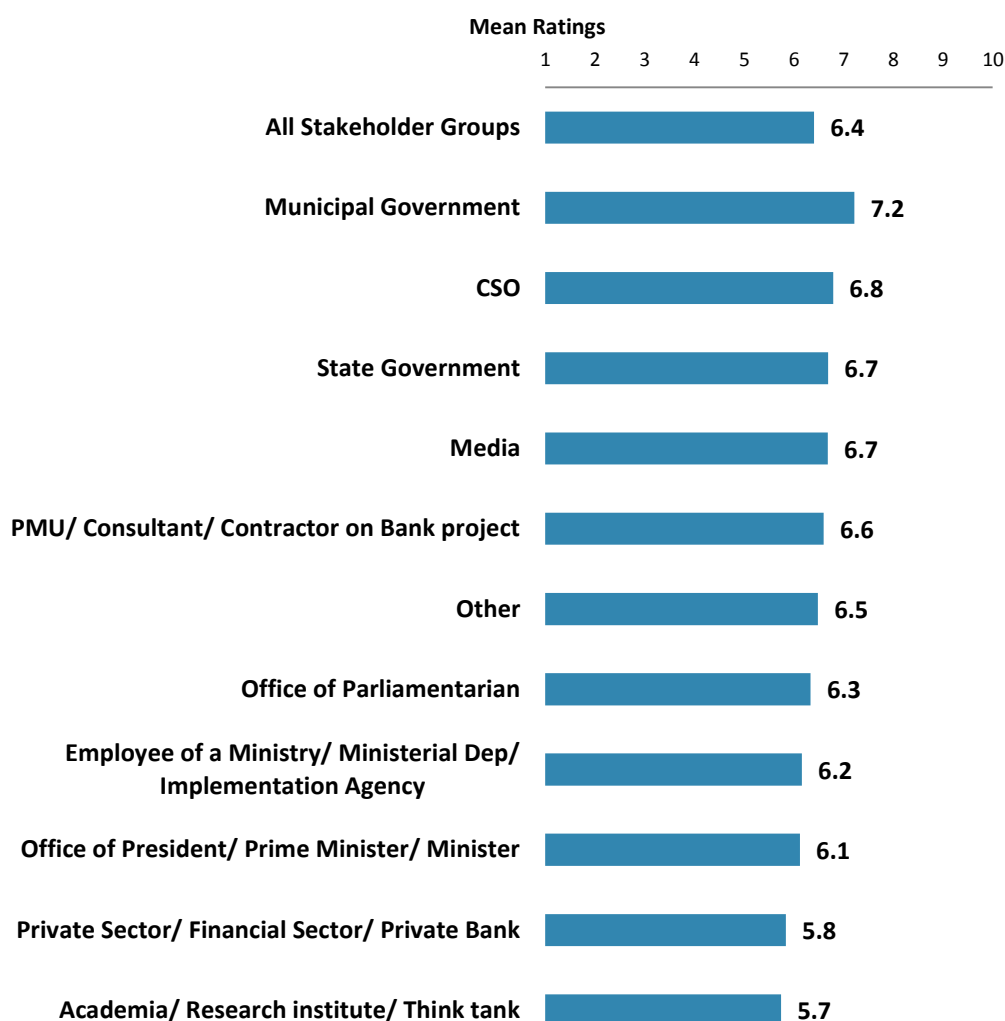


"To what extent do you believe the World Bank Group's staff is well prepared (e.g., skills and knowledge) to help Brazil solve its most complicated development challenges at the federal, state, and/or municipal level?"

(1-"To no degree at all", 10-"To a very significant degree")

## V. Overall Attitudes toward the World Bank Group (continued)

### Overall Ratings for Indicator Questions by Stakeholder Groups\*



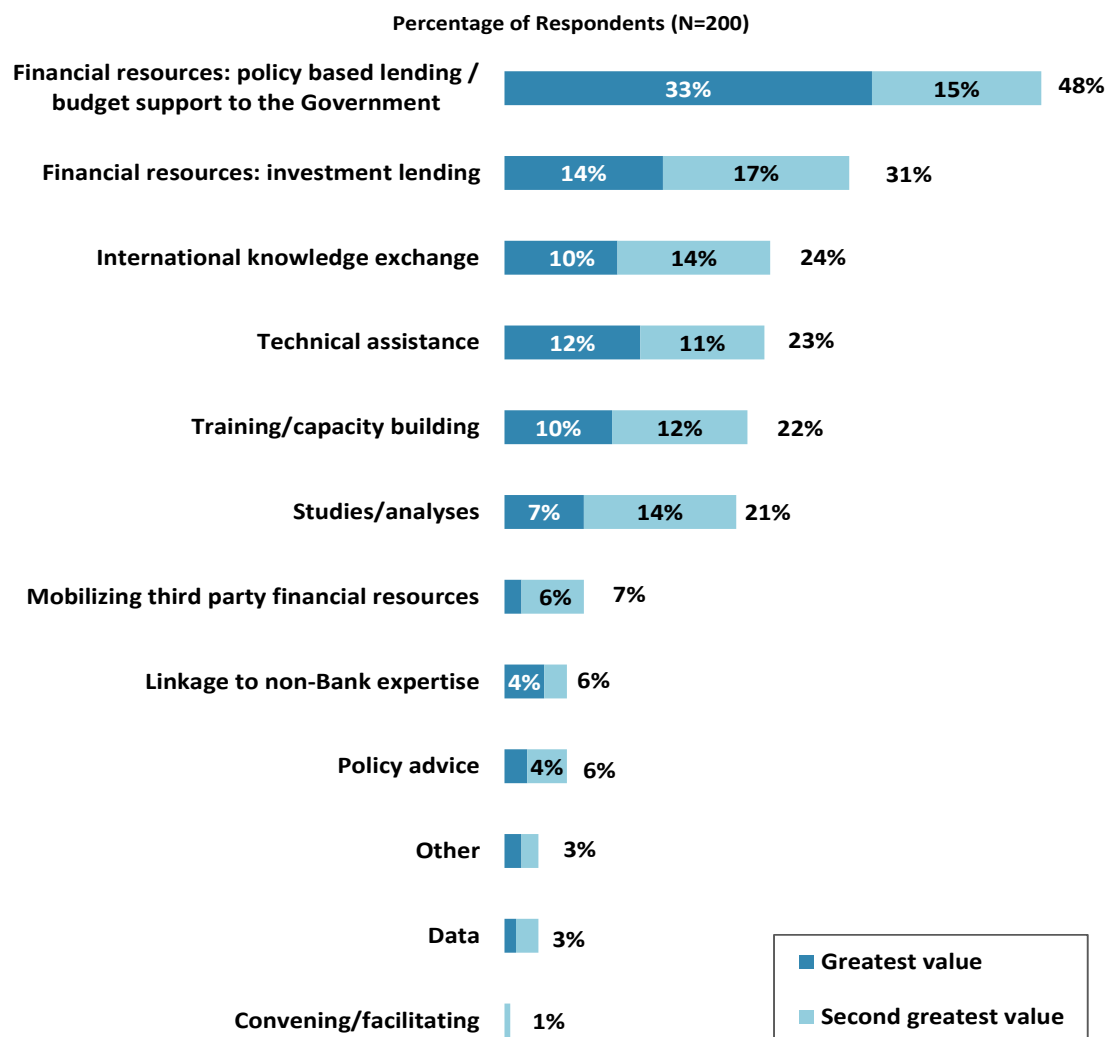
Mean Ratings for All Indicator Questions by Stakeholder Groups on a Scale from 1 to 10

\* Responses to all sixteen indicator questions can be found in Appendix E and F.



## V. Overall Attitudes toward the World Bank Group (continued)

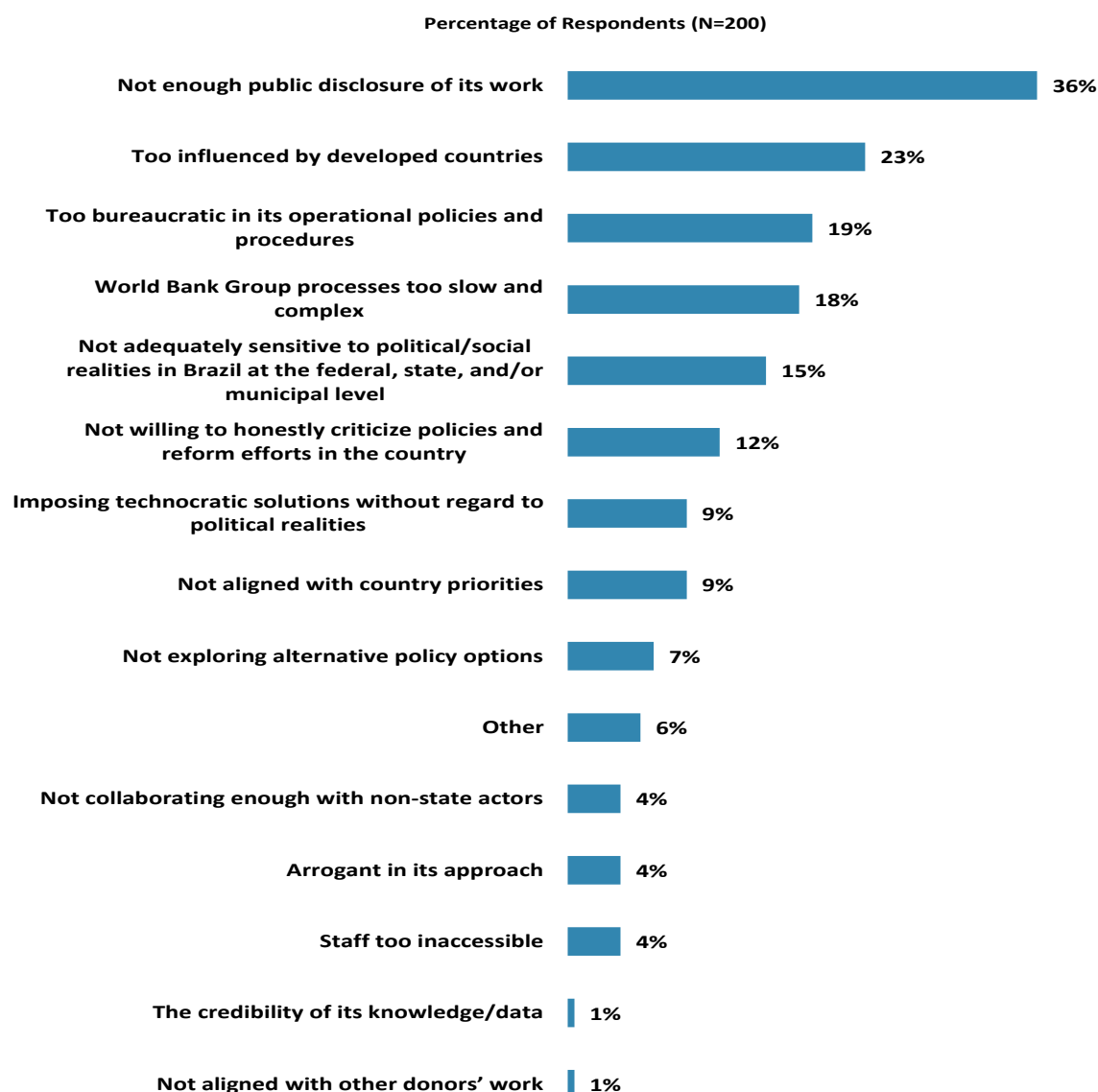
### Greatest Value



"When thinking about the World Bank Group's role, which activity do you believe is of greatest VALUE and which activity is of second greatest value in Brazil at the federal, state, and/or municipal level?" (Respondents chose from a list.)

## V. Overall Attitudes toward the World Bank Group (continued)

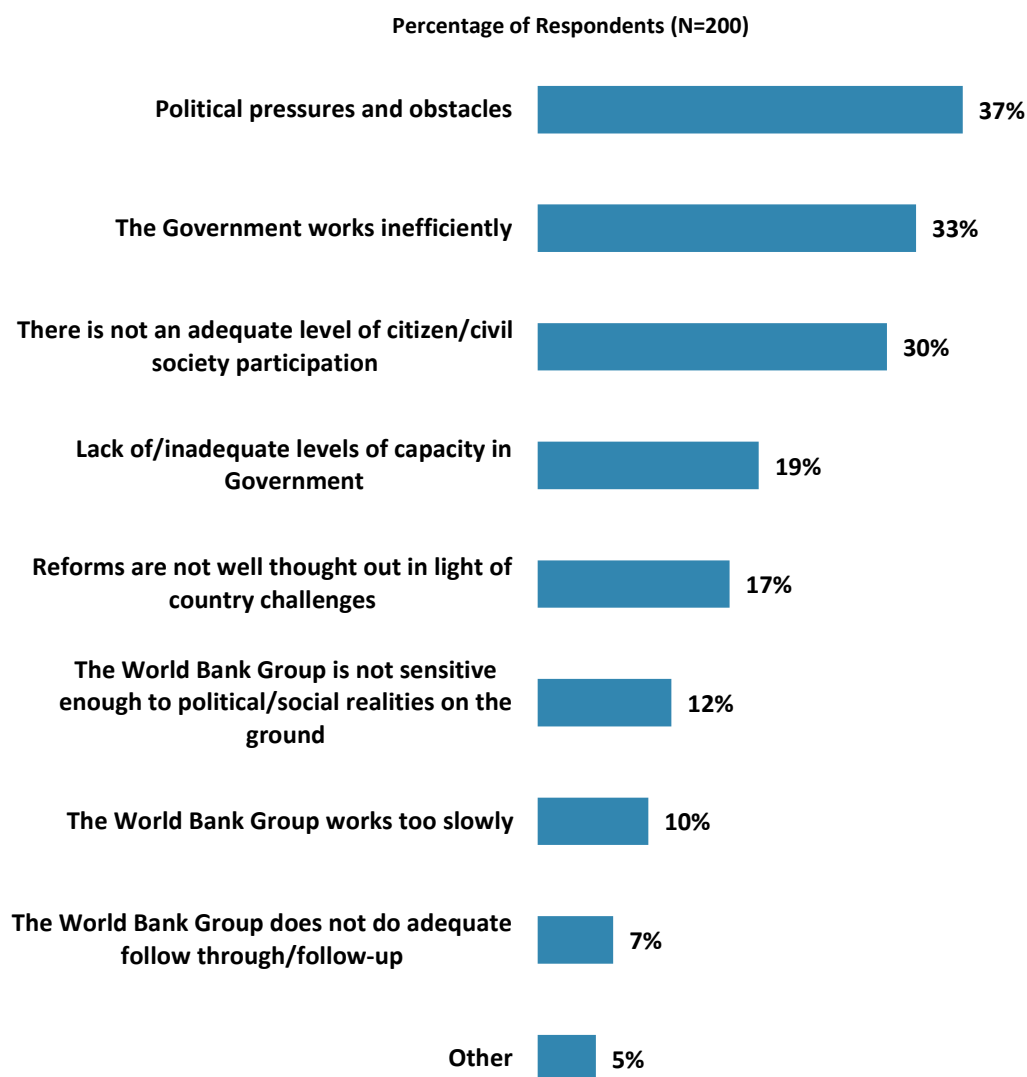
### Greatest Weakness



"Which of the following do you identify as the World Bank Group's greatest WEAKNESSES in its work in Brazil at the federal, state, and/or municipal level? (Choose no more than TWO)"  
(Respondents chose from a list. Responses combined.)

## V. Overall Attitudes toward the World Bank Group (continued)

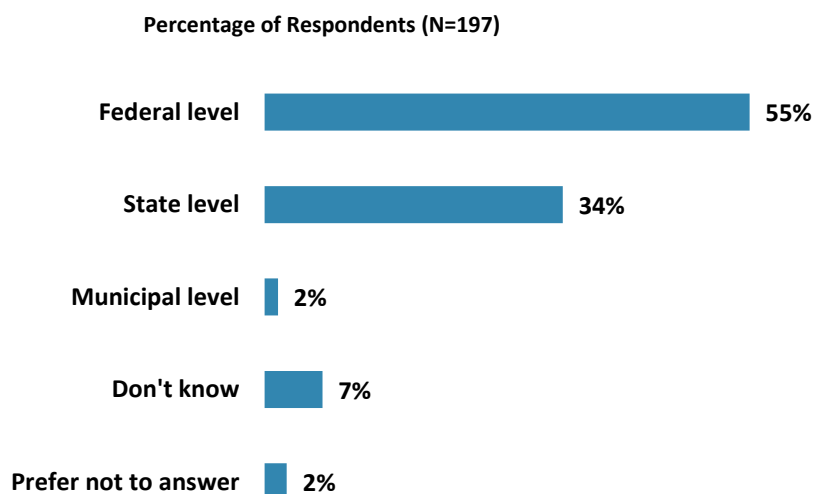
### Attributing Slow or Failed Reform Efforts



"When World Bank Group assisted reform efforts fail or are slow to take place, which of the following would you attribute this to? (Choose no more than TWO)"  
(Respondents chose from a list. Responses combined.)

## V. Overall Attitudes toward the World Bank Group (continued)

### Level at Which the World Bank Group Works Most

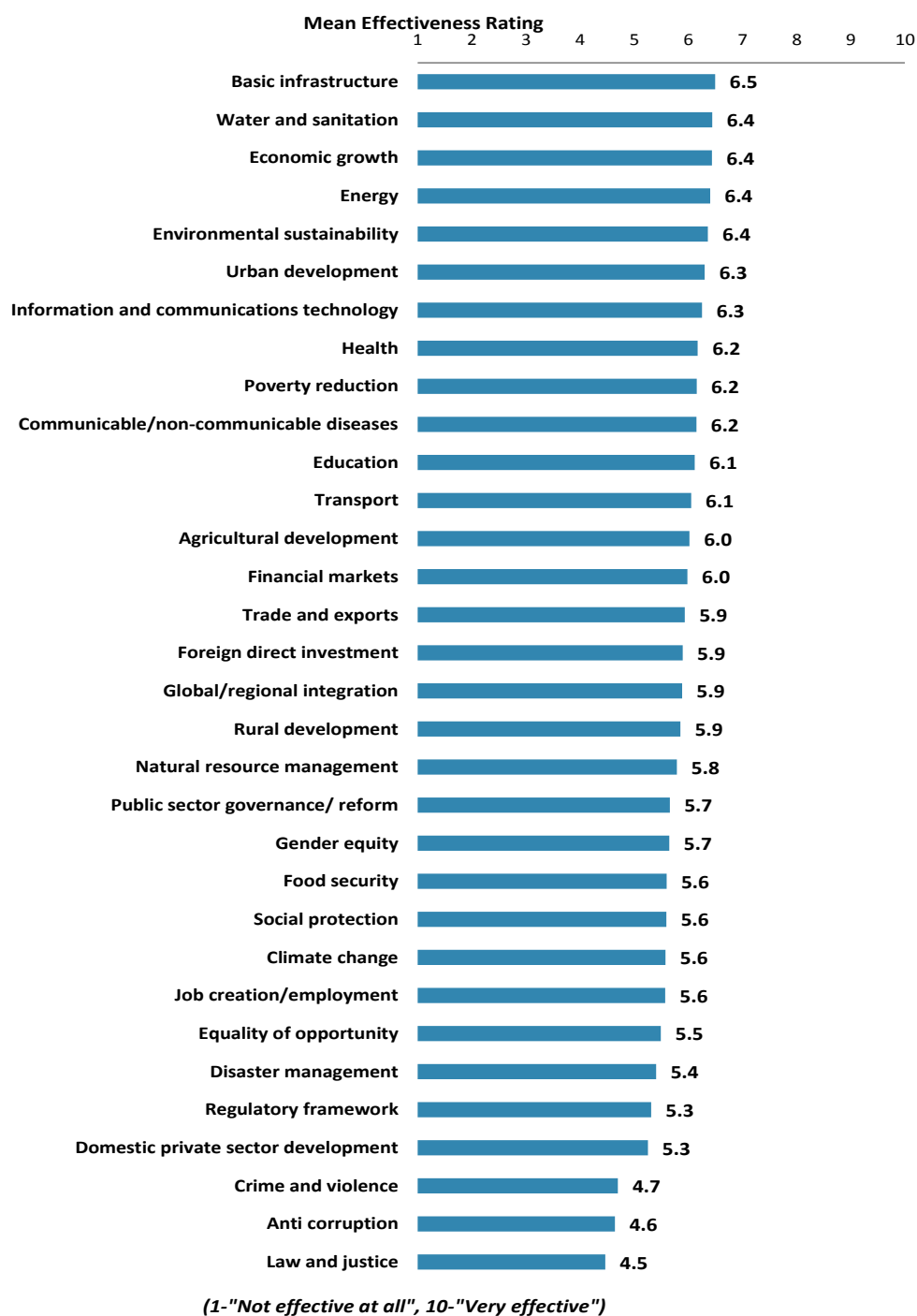


**“Do you believe that the World Bank Group works mostly in Brazil at the:”**  
(Respondents chose from a list.)

## VI. Sectoral Effectiveness

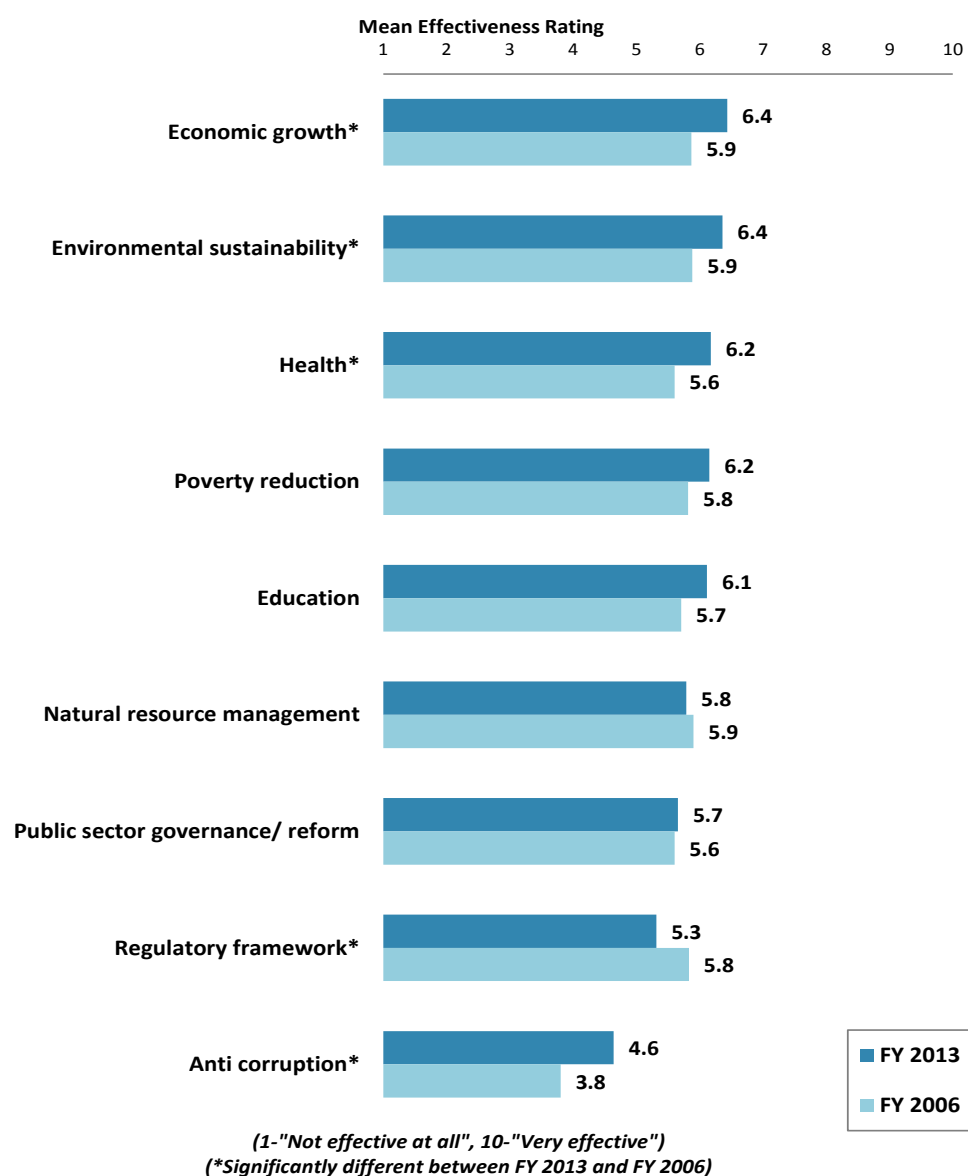
### Specific Areas of Effectiveness

- Respondents across geographic locations gave statistically similar ratings for the effectiveness of the World Bank Group's work in all thirty-two development areas.



## VI. Sectoral Effectiveness (continued)

### Specific Areas of Effectiveness (continued)



\*Not all development areas provided in the FY '13 survey were provided in the FY '06 survey.

## VI. Sectoral Effectiveness (continued)

### Drivers of Effectiveness

To determine the key drivers of respondents' ratings of the Bank's overall effectiveness and ratings of its ability to help achieve development results in Brazil, bivariate correlational analyses were conducted using respondents' ratings of the forty-one specific areas of effectiveness.

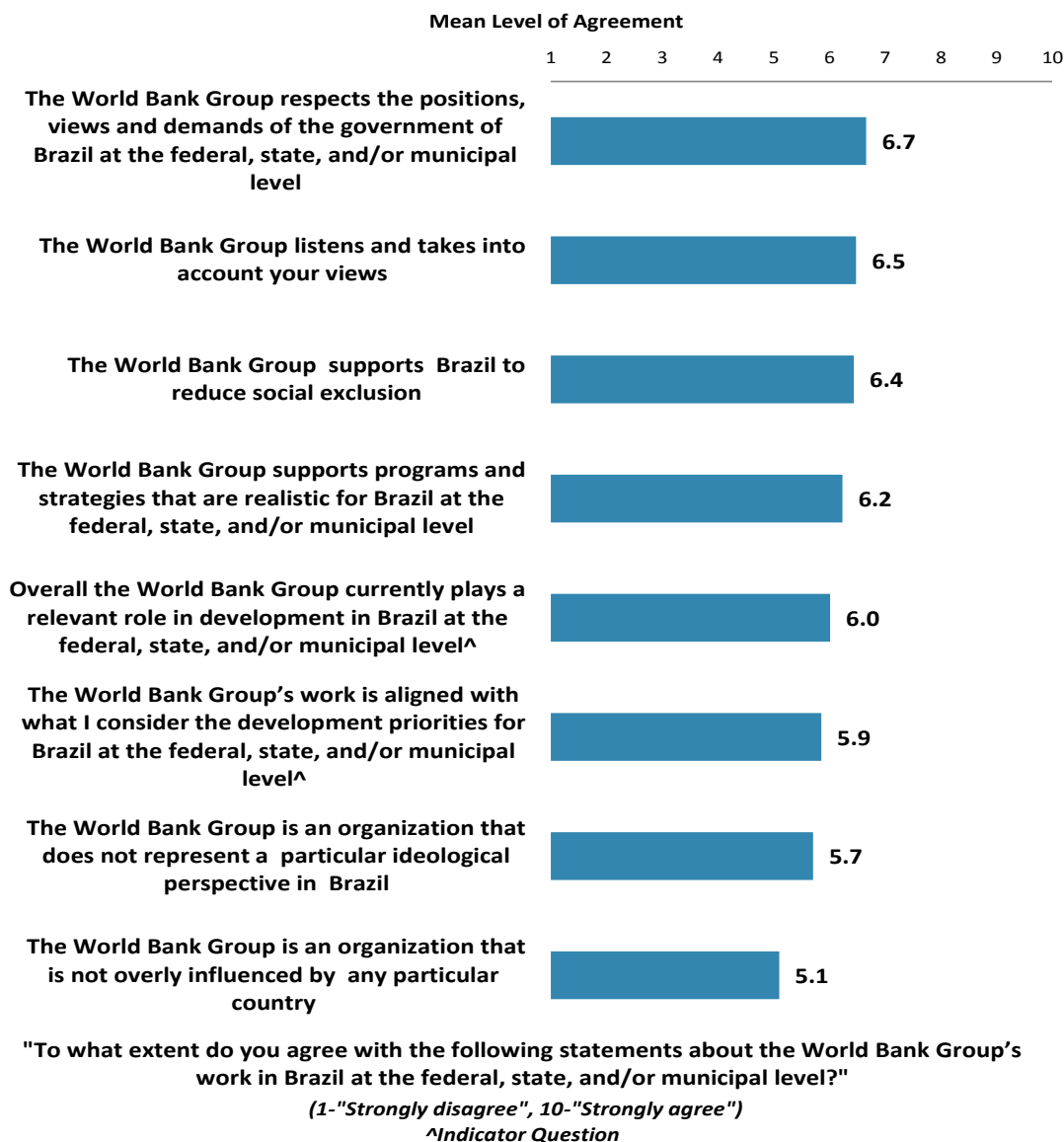
Correlational analyses, however, are not able to tell us exactly what is causing respondents' ratings of the Bank's overall effectiveness or ratings of its ability to help achieve development results. Rather, these analyses tell us that as ratings of effectiveness in one area increase, respondents' ratings of the Bank's overall effectiveness increase, or as ratings of effectiveness in one area increase, ratings of the Bank's ability to help achieve development results increase. Thus, it can be inferred that respondents' perceptions of effectiveness in one specific area are related to, or drive, respondents' perceptions of the Bank's overall effectiveness or perceptions of the Bank's ability to help achieve development results.

- **Overall Effectiveness:** Those specific areas with the highest Pearson Product-Moment correlations were determined to be the most closely related to perceptions of the Bank's overall effectiveness, suggesting that ratings of effectiveness in those specific areas are drivers of perceptions of the Bank's overall effectiveness in Brazil. The areas determined to be key drivers from these analyses were:
  - The Bank's effectiveness at education;
  - The Bank's effectiveness at information and communications technology;
  - The Bank's effectiveness at economic growth;
  - The Bank's effectiveness at public sector governance/ reform; and
  - The Bank's effectiveness at poverty reduction.
- **Achieving Development Results:** Those specific areas with the highest Pearson Product-Moment correlations were determined to be the most closely related to perceptions of the Bank's ability to help achieve development results in Brazil, suggesting that ratings of effectiveness in those specific areas are drivers of perceptions of the Bank's ability to help achieve development results. The areas determined to be key drivers from these analyses were:
  - The Bank's effectiveness at natural resource management;
  - The Bank's effectiveness at economic growth;
  - The Bank's effectiveness at education;
  - The Bank's effectiveness at climate change; and
  - The Bank's effectiveness at information and communications technology.

## VII. How the World Bank Group Operates

### The World Bank Group's Work in Brazil

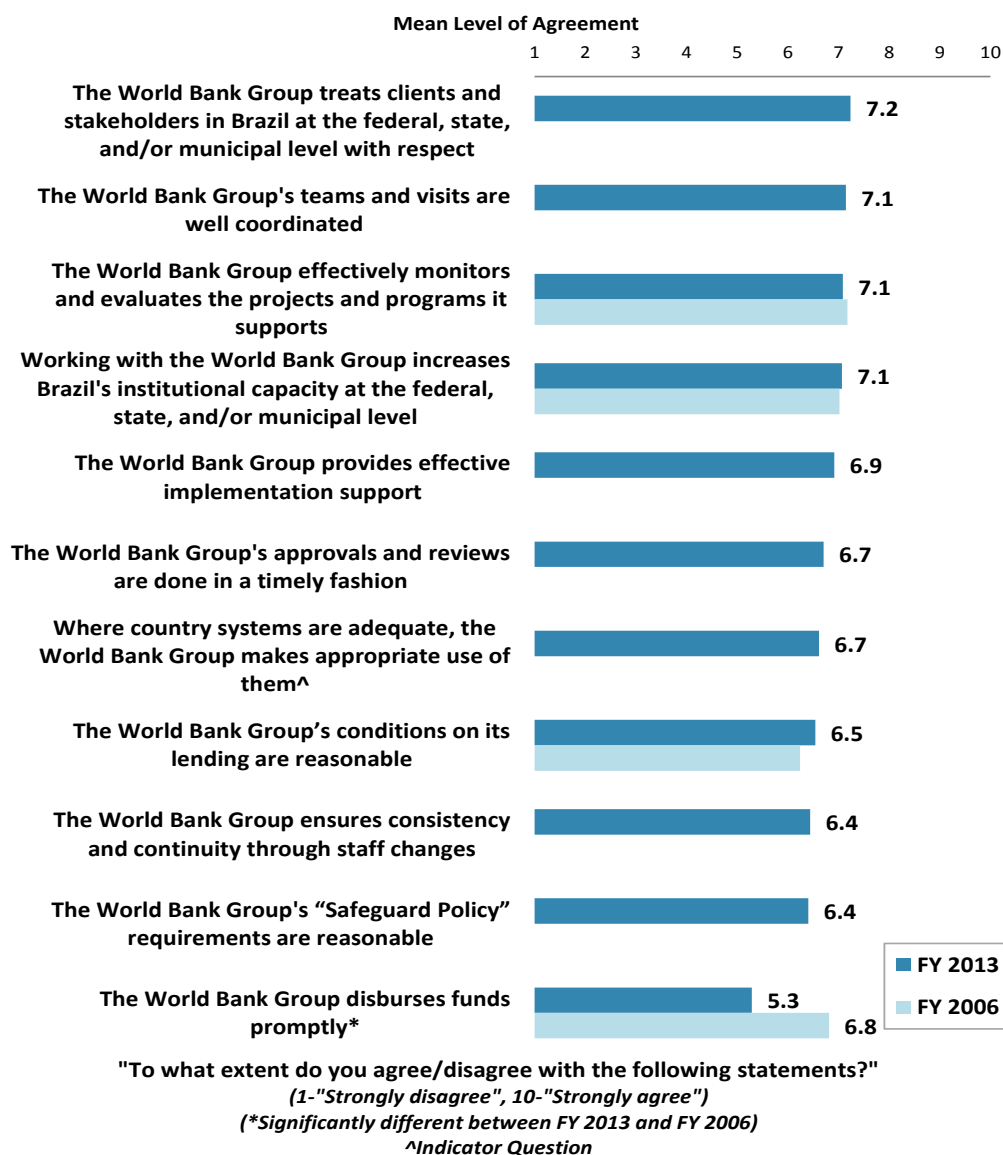
- Respondents from the North had the highest levels of agreement that “the World Bank Group is an organization that is not overly influenced by any particular country,” whereas respondents from Center-West had significantly lower levels of agreement.





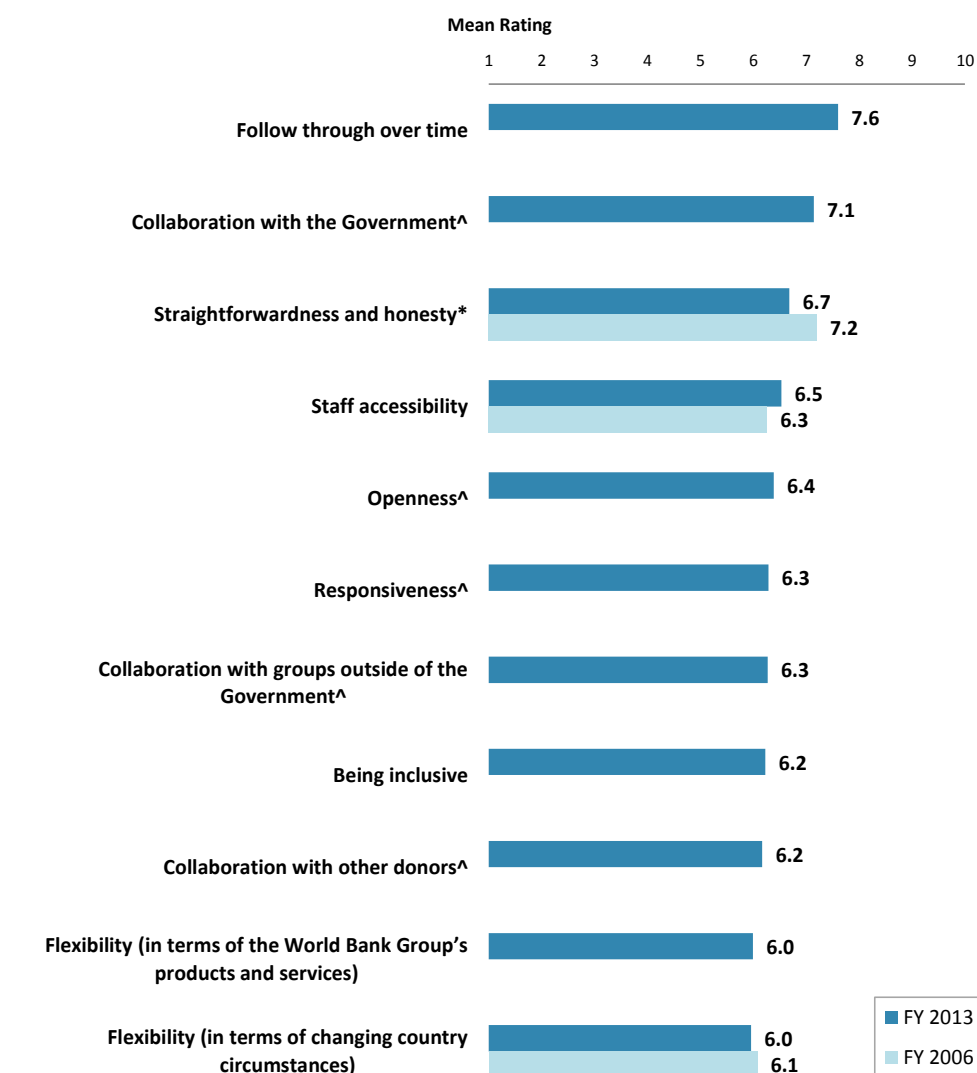
## VII. How the World Bank Group Operates (continued)

### Overall Perceptions



## VII. How the World Bank Group Operates (continued)

### The World Bank Group as an Effective Development Partner



"To what extent is the World Bank an effective development partner in Brazil at the federal, state, and/or municipal level?"

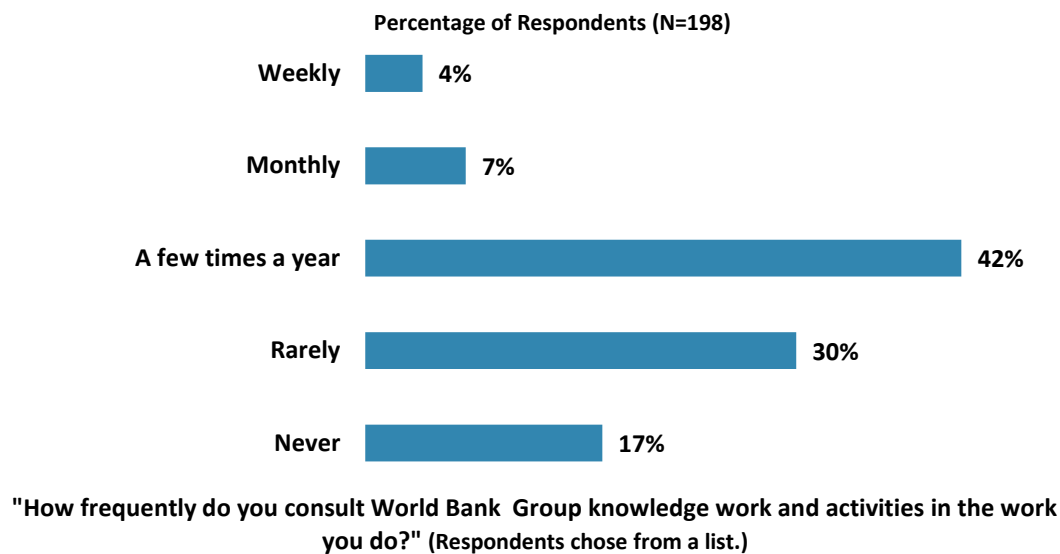
(1-"To no degree at all", 10-"To a very significant degree")

(\*Significantly different between FY 2013 and FY 2006.)

^Indicator Question

## VIII. World Bank Group Knowledge and Instruments

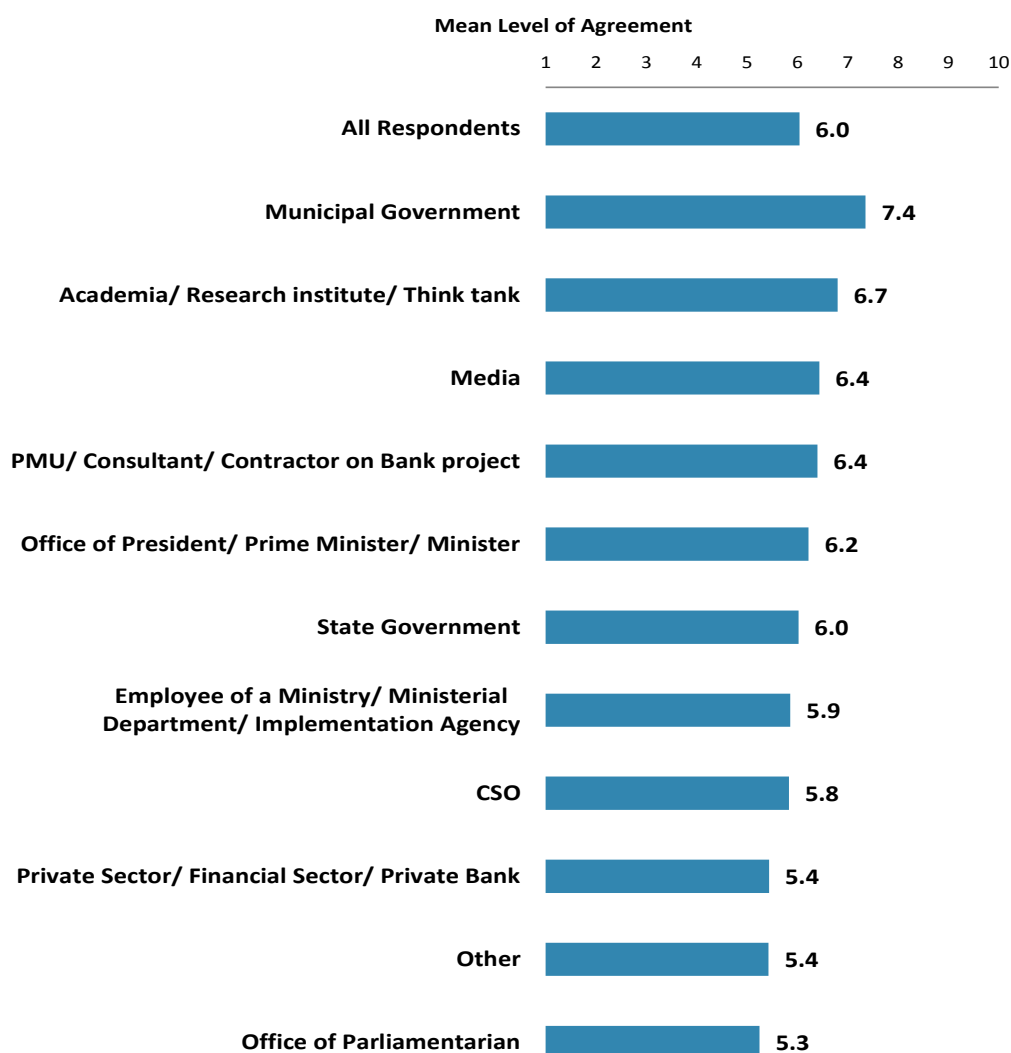
### Frequency of Use



## VIII. World Bank Group Knowledge and Instruments (continued)

### Meeting Brazil's Knowledge Needs (*Indicator Question*)

- Respondents across all geographic locations had statistically similar levels of agreement that the Bank meets Brazil's needs for knowledge services.

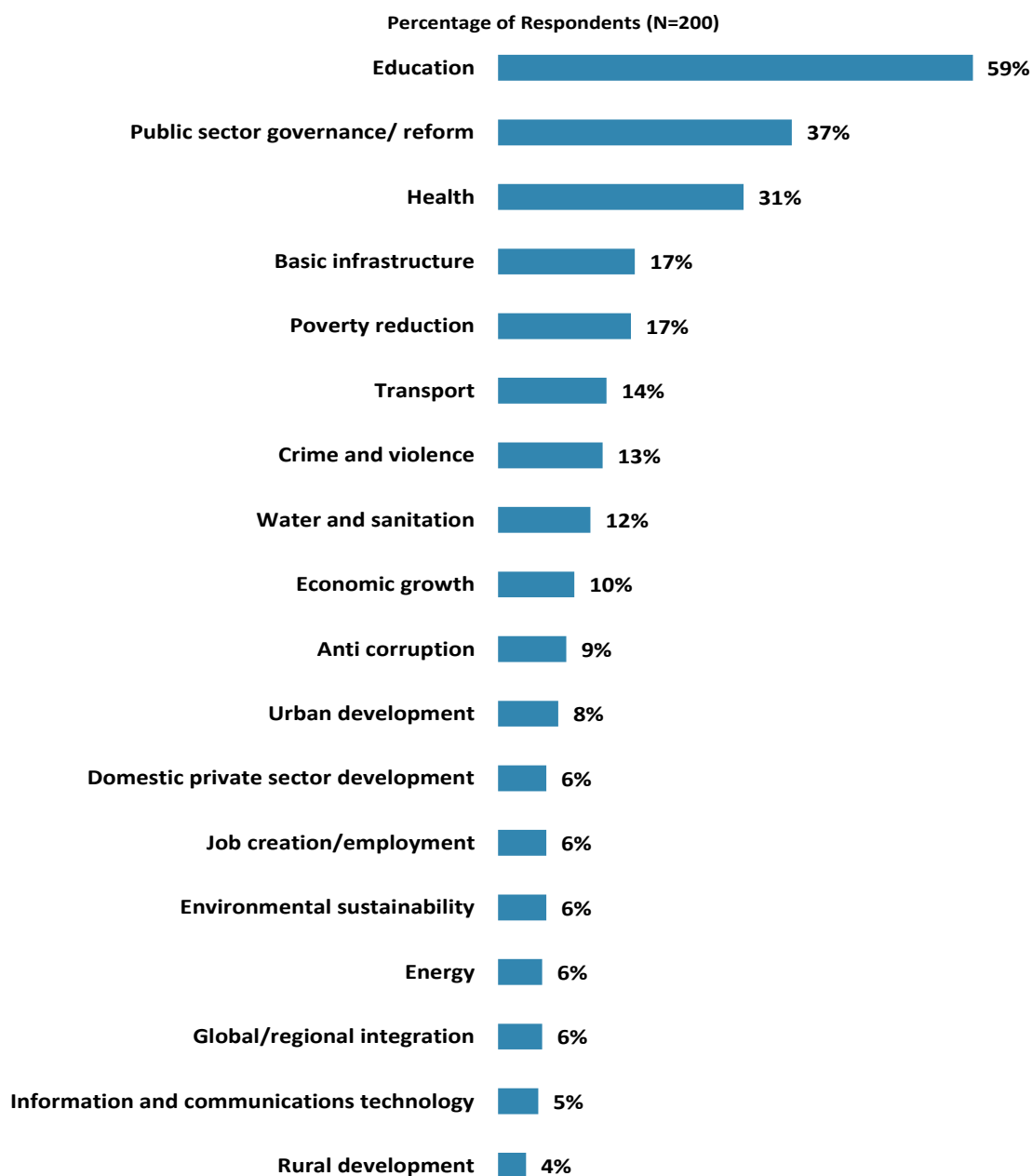


"The World Bank meets Brazil's needs for knowledge services at the federal, state, and/or municipal level."

(1-"Strongly disagree", 10-"Strongly agree")

## VIII. World Bank Group Knowledge and Instruments (continued)

### Knowledge: Focusing Bank Research

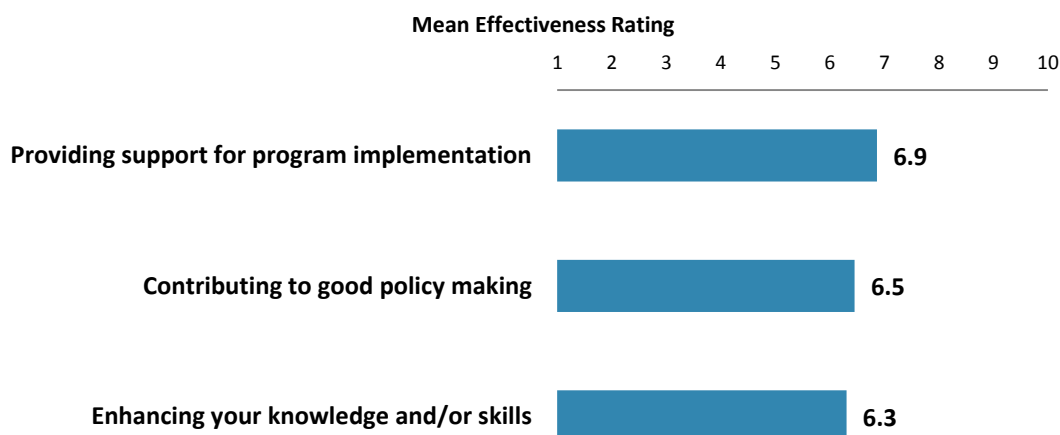


**“When thinking about the development challenges in Brazil at federal, state, and/or municipal level, where do you believe it would be most valuable for the World Bank to focus its knowledge work and activities in the next few years? (Choose no more than THREE)”**  
 (Respondents chose from a list. Responses combined.)

## VIII. World Bank Group Knowledge and Instruments (continued)

### Knowledge: Effectiveness

- Respondents across all geographic locations gave statistically similar ratings for the Bank's effectiveness in "providing support for program implementation," "contributing to good policy making," and "enhancing knowledge and/or skills."

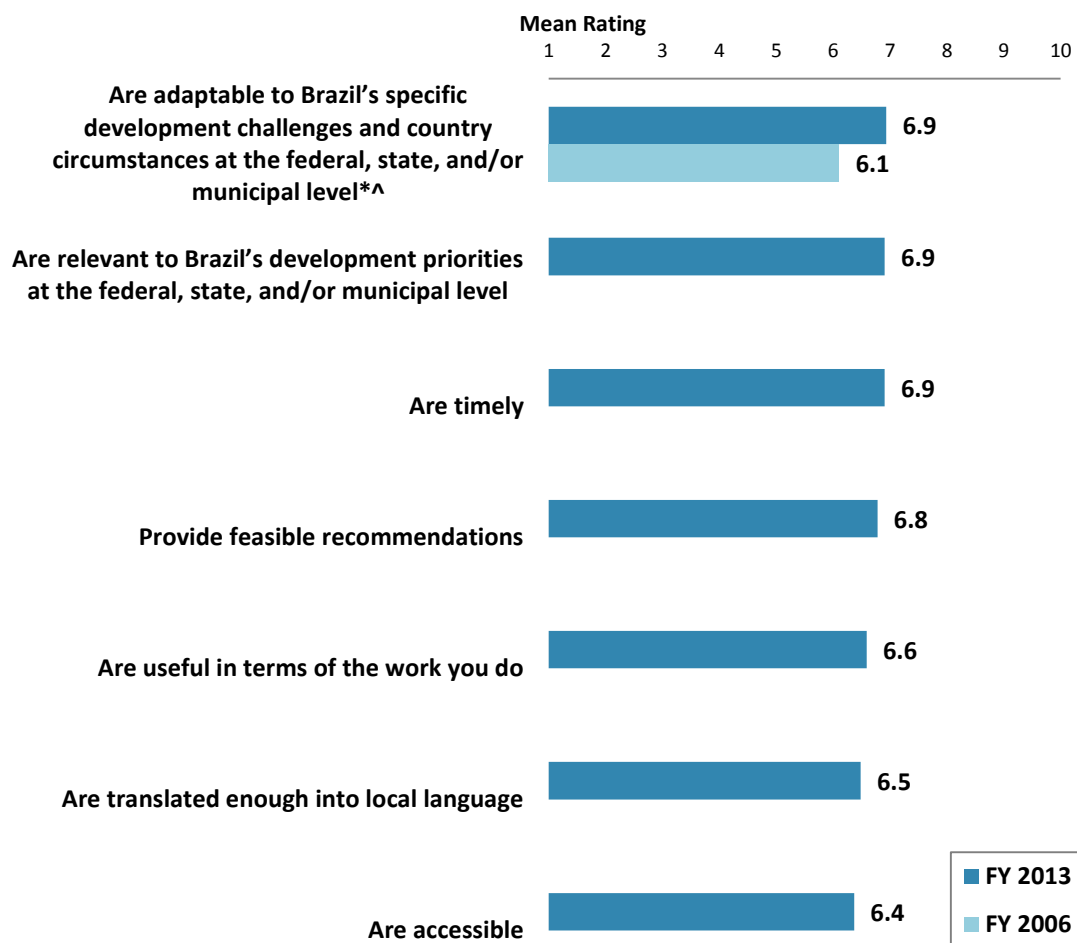


"In Brazil, how effective do you believe the World Bank's knowledge work and activities :"  
(1-"Not effective at all", 10-"Very effective")

## VIII. World Bank Group Knowledge and Instruments (continued)

### Qualities of the Bank's Knowledge Work and Activities

- Respondents across all geographic locations gave statistically similar ratings for all of the following qualities of the World Bank Group's knowledge work and activities.

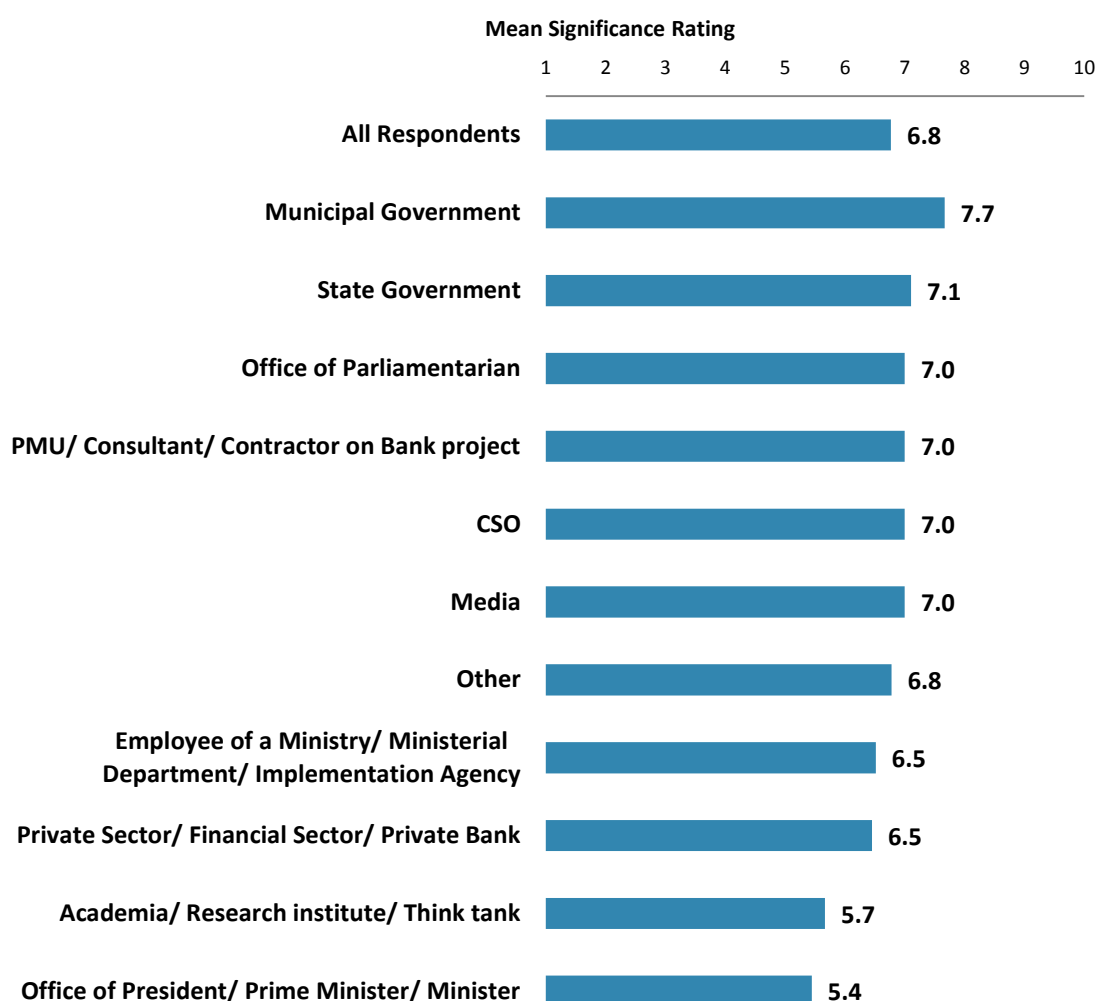


"In Brazil, to what extent do you believe that the World Bank's knowledge work and activities:"  
 (1-"To no degree at all", 10-"To a very significant degree")  
 (\*Significantly different between FY 2006 and FY 2013)  
 ^Indicator Question

## VIII. World Bank Group Knowledge and Instruments (continued)

### Contribution of the Bank's Knowledge Work and Activities (*Indicator Question*)

- Respondents across all geographic locations gave statistically similar ratings for the significance of the contribution that the World Bank Group's knowledge work and activities make to development results in Brazil.



"Overall, how significant a contribution do you believe the World Bank's knowledge work and activities make to development results in your country at the federal, state, and/or municipal level?"

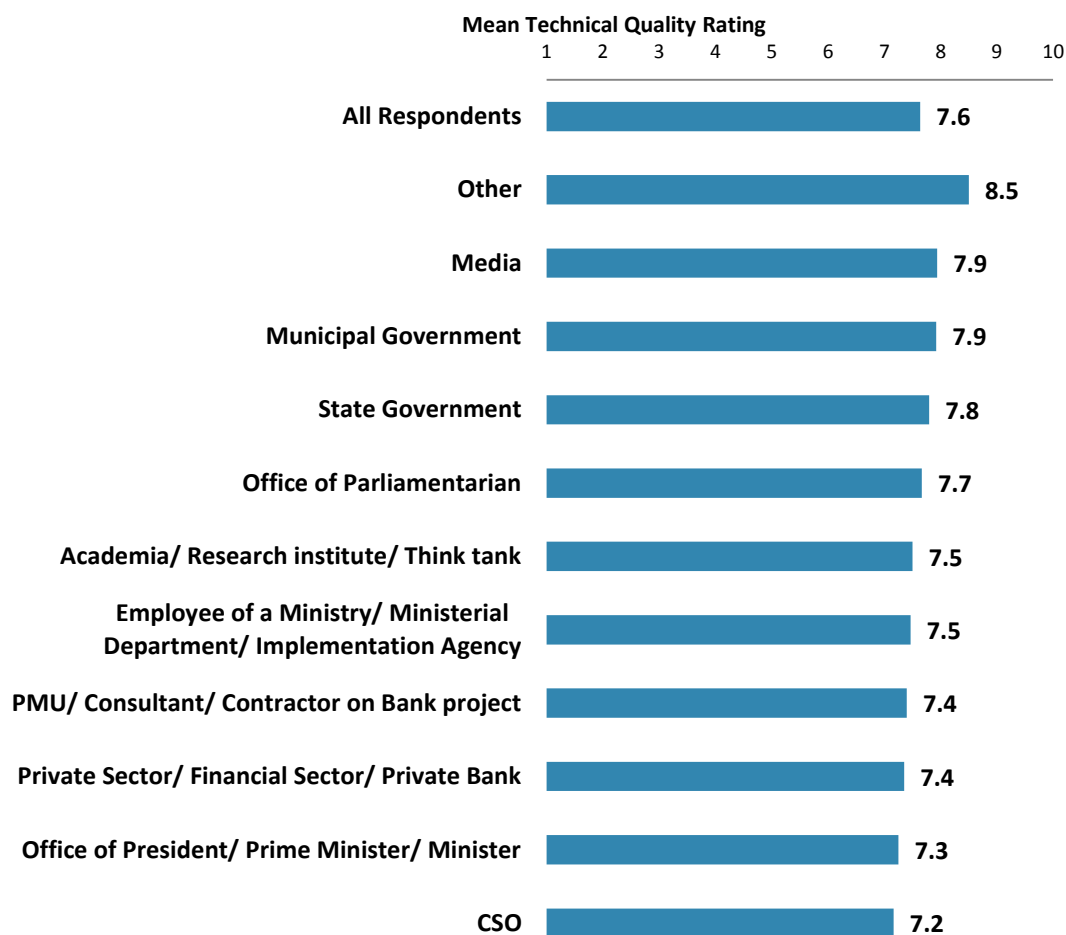
(1-"Not significant at all", 10-"Very significant")



## VIII. World Bank Group Knowledge and Instruments (continued)

### Technical Quality of the Bank's Knowledge Work and Activities (*Indicator Question*)

- Respondents across all geographic locations gave statistically similar ratings for the technical quality of the World Bank Group's knowledge work and activities.



"Overall, how would you rate the technical quality of the World Bank's knowledge work and activities?"

(1-"Very low technical quality", 10-"Very high technical quality")

## VIII. World Bank Group Knowledge and Instruments (continued)

### LAC Flagship Report

Percentage of Respondents (N=193)

Yes 16%

No 84%

**"Have you read/consulted the most recent LAC Flagship Report: Economic Mobility and the Rise of the Latin American Middle Class?" (Respondents chose from a list.)**

Mean Rating

1 2 3 4 5 6 7 8 9 10

All Respondents

7.1

**"To what extent do you believe this Flagship Report raised substantive new information and insight that you were not aware of prior to reading?"**  
(1-"To no degree at all; 10-To a very significant degree")

Mean Rating

1 2 3 4 5 6 7 8 9 10

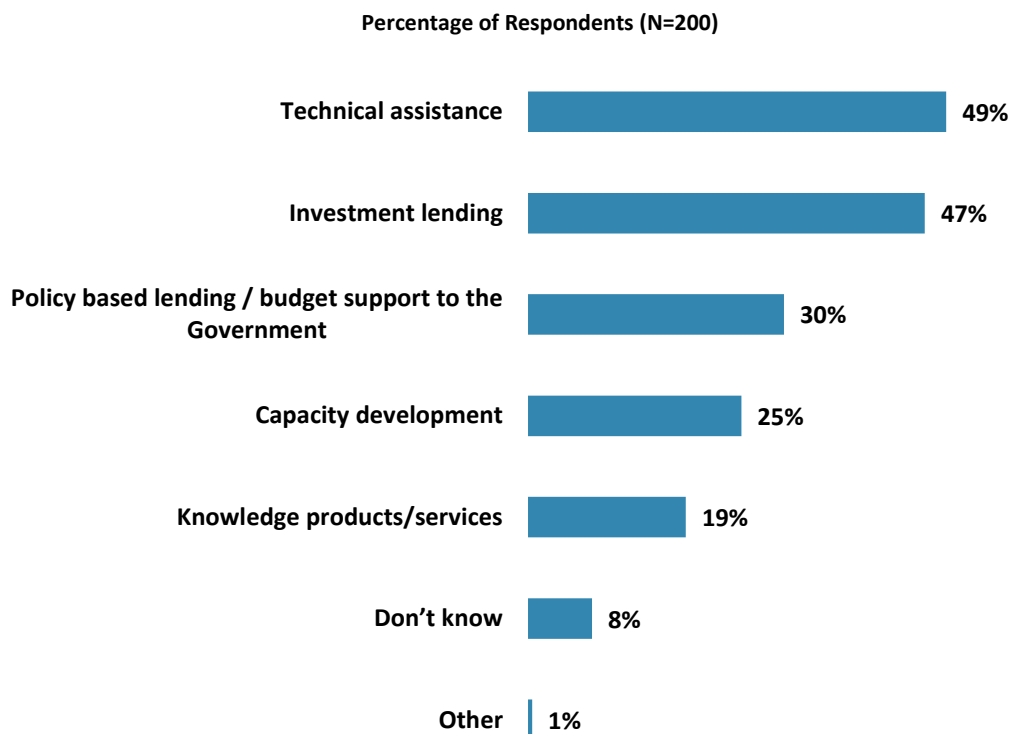
All Respondents

7.2

**"To what extent do you believe this Flagship Report provided you with useful information in terms of the work you do?"**  
(1-"To no degree at all; 10-To a very significant degree")

## VIII. World Bank Group Knowledge and Instruments (continued)

### Most Effective Instruments

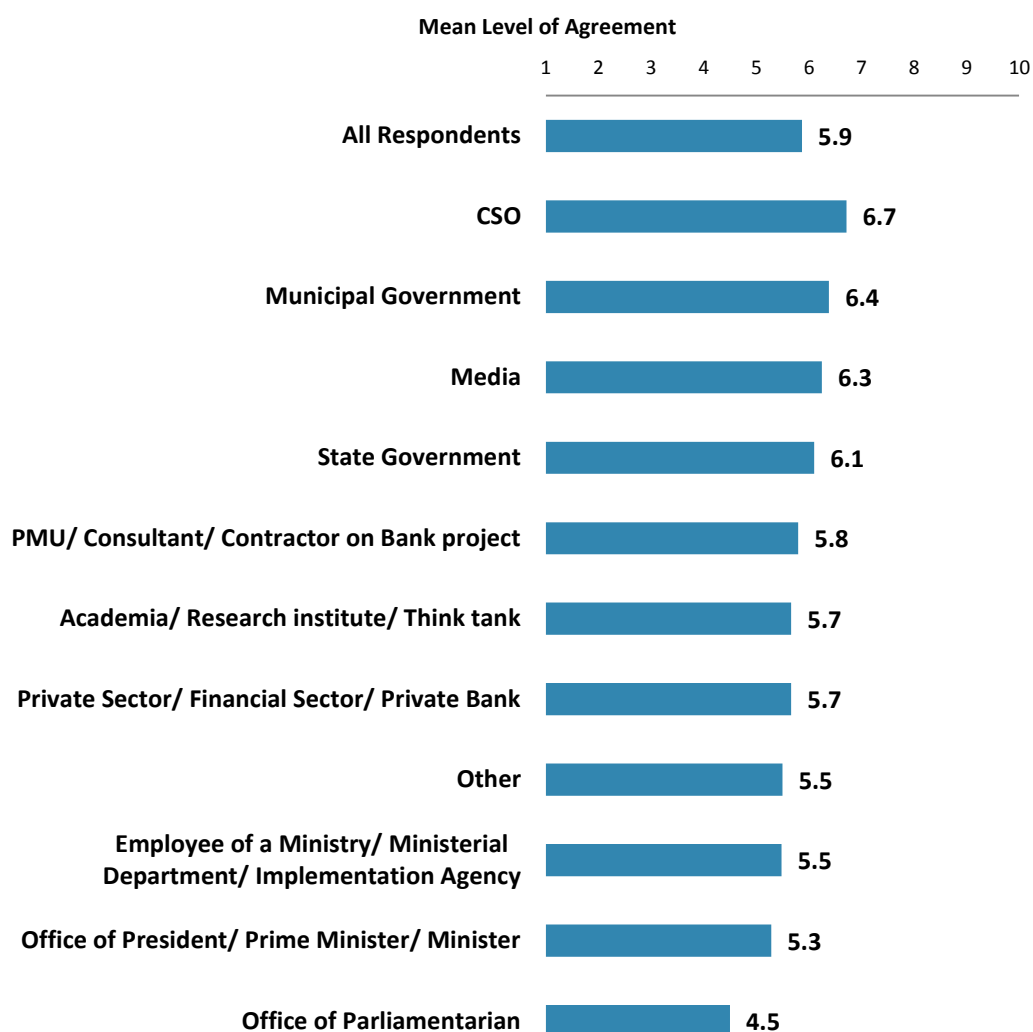


**“Which World Bank Group instruments do you believe are the MOST effective in reducing poverty in Brazil at the federal, state, and/or municipal level? (Choose no more than TWO)”**  
(Respondents chose from a list. Responses combined.)

## VIII. World Bank Group Knowledge and Instruments (continued)

### Meeting Brazil's Needs for Financial Instruments (*Indicator Question*)


- Respondents across all geographic locations had statistically similar levels of agreement that the Bank's financial instruments meet Brazil's needs.



"The World Bank's financial instruments meet the needs of Brazil"  
 (1-"Strongly disagree", 10-"Strongly agree")

## VIII. World Bank Group Knowledge and Instruments (continued)

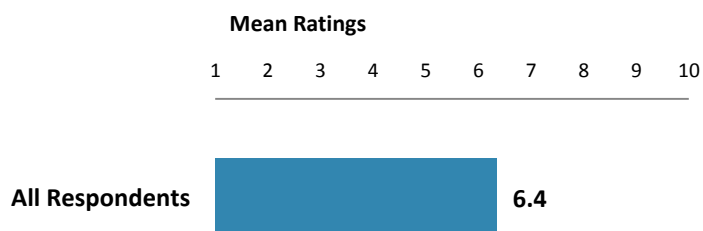
### Combination of Financial, Knowledge and Convening Services



"When considering the national development needs in , to what extent does the combination of financial, knowledge and convening services that the World Bank Group currently provides in Brazil meet the national development needs of Brazil at the federal, state, and/or municipal level?"

(1-"To no degree at all", 10-"To a very significant degree")

### Value for Money from The World Bank Group's Fee-based Services



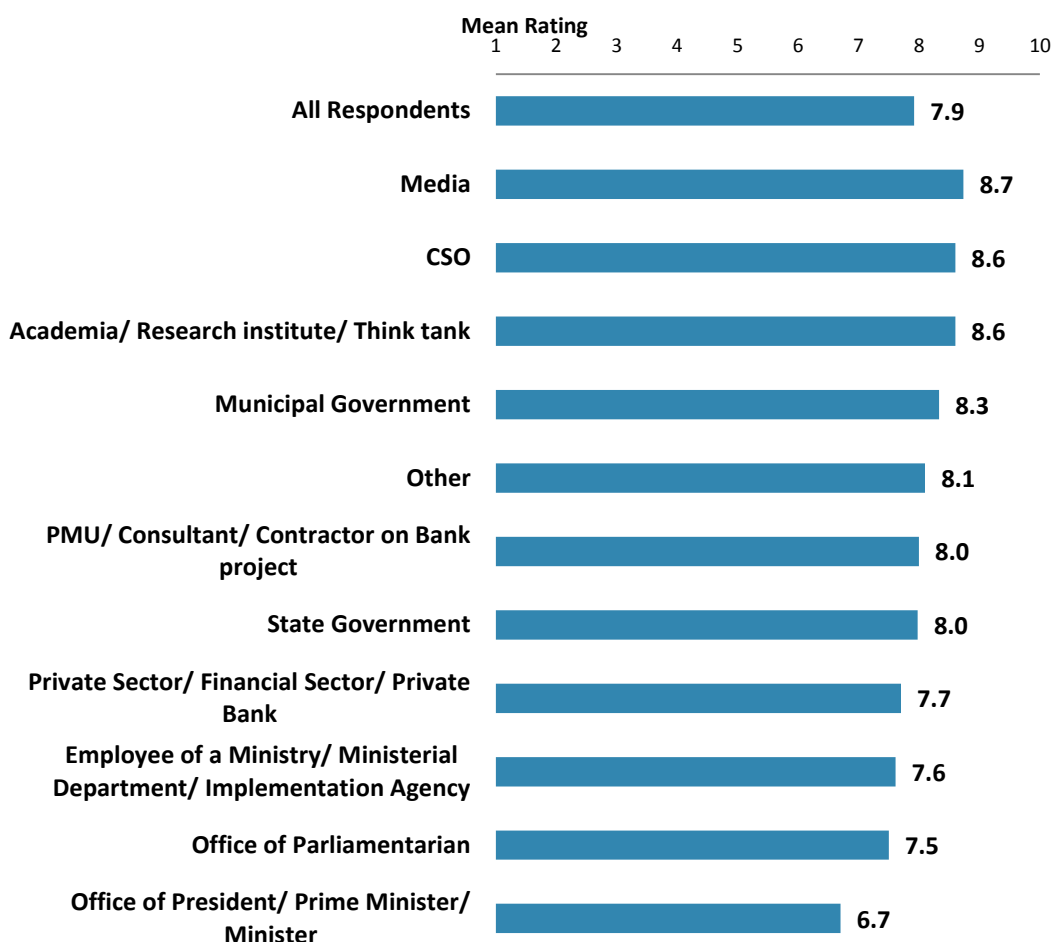
"To what extent do you believe that Brazil receives value for money from the World Bank Group's fee-based products/services at the federal, state, and/or municipal level?"

(1-"To no degree at all", 10-"To a very significant degree")

## IX. Recent Trends and the Future Role of the World Bank Group in Brazil

### Role Significance of International Development Cooperation

- Respondents across all geographic locations gave statistically similar ratings for the significance of the future role of international development cooperation in Brazil's development.

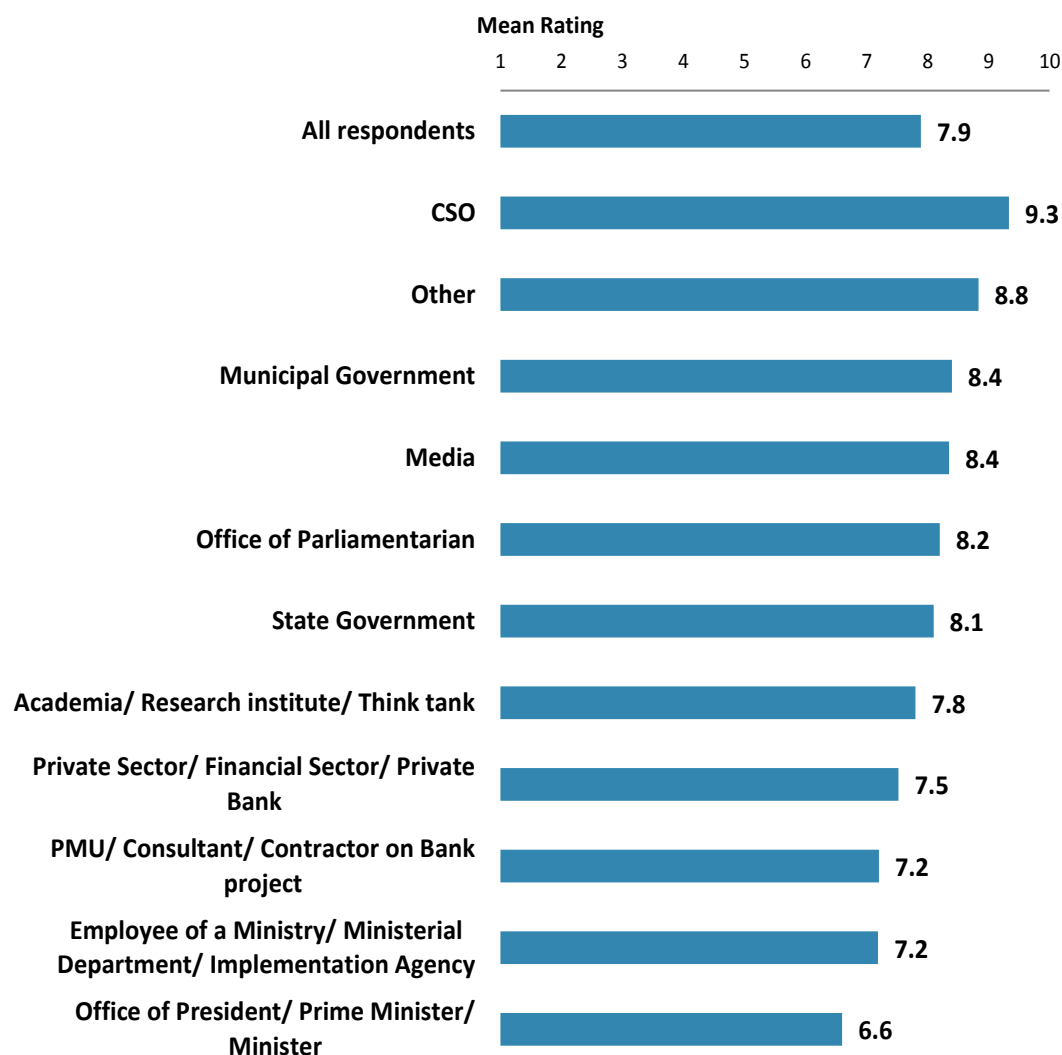


"How significant a role do you believe that international development cooperation SHOULD play in Brazil's development in the near future at the federal, state, and/or municipal level?"  
 (1-"Not a significant role at all", 10-"Very significant role")

## IX. Recent Trends and the Future Role of the World Bank Group in Brazil (continued)

### Role Significance of the World Bank Group

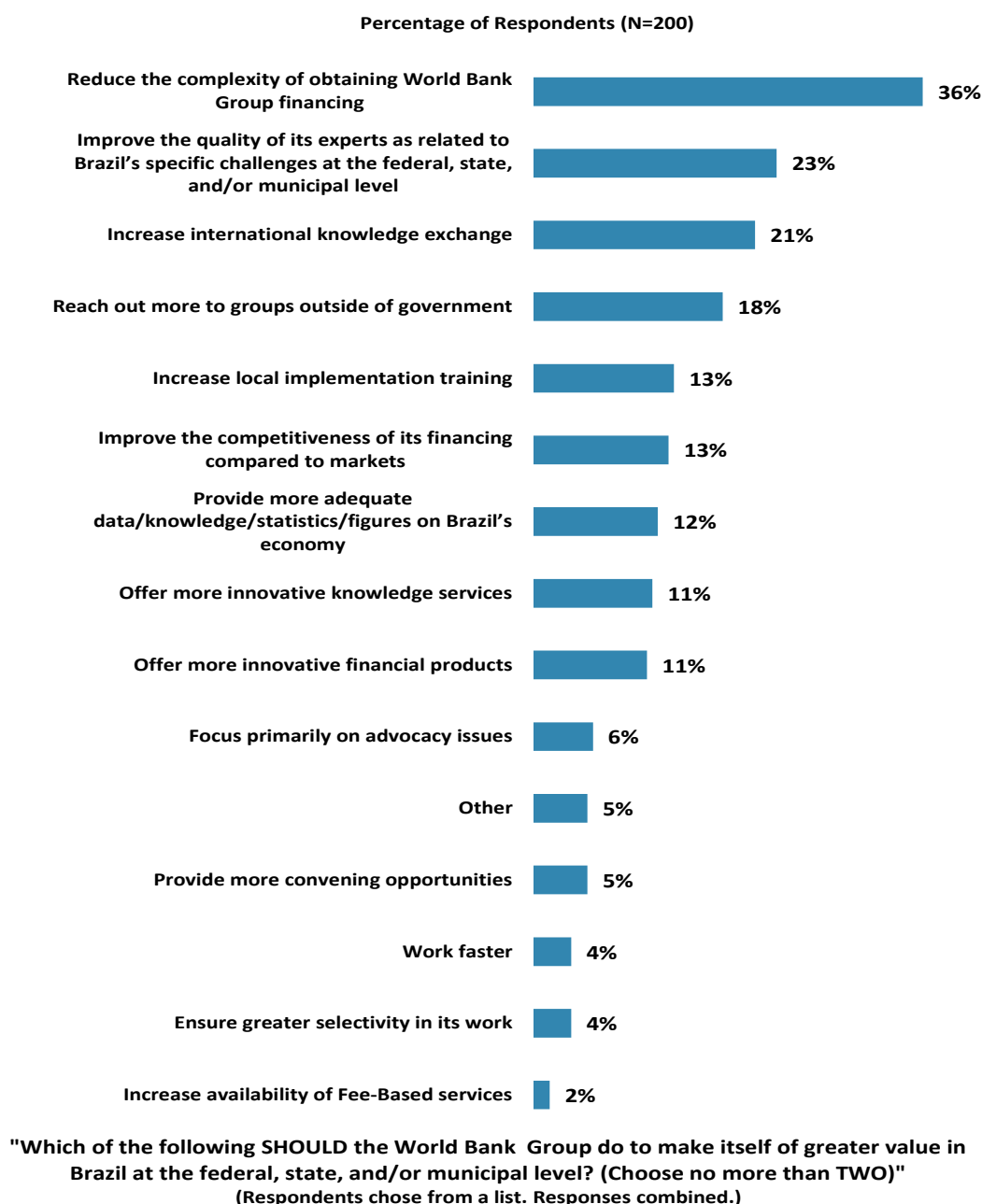
- Respondents across geographic locations gave statistically similar ratings for the significance of the future role of the World Bank Group in Brazil's development.



"How significant a role do you believe the World Bank Group SHOULD play in Brazil's development in the near future at the federal, state, and/or municipal level?"  
(1-"To no degree at all", 10-"To a very significant degree")

## IX. Recent Trends and The Future Role of the World Bank Group in Brazil (continued)

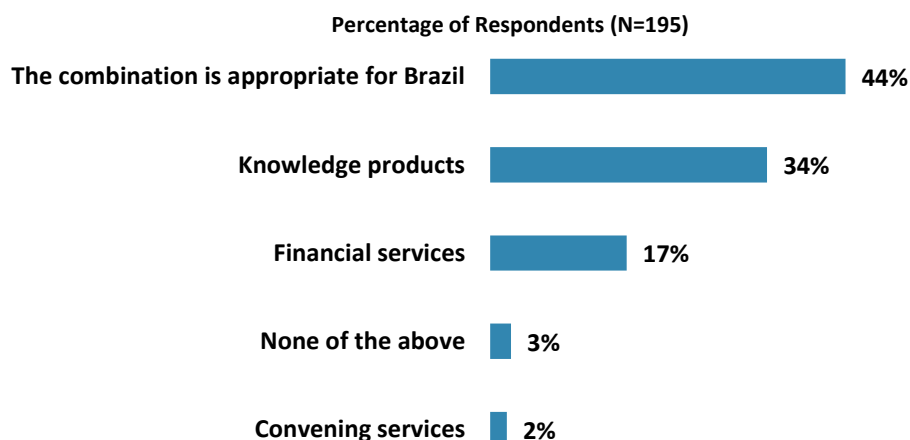
### Making the World Bank Group of Greater Value





## IX. Recent Trends and The Future Role of the World Bank Group in Brazil (continued)

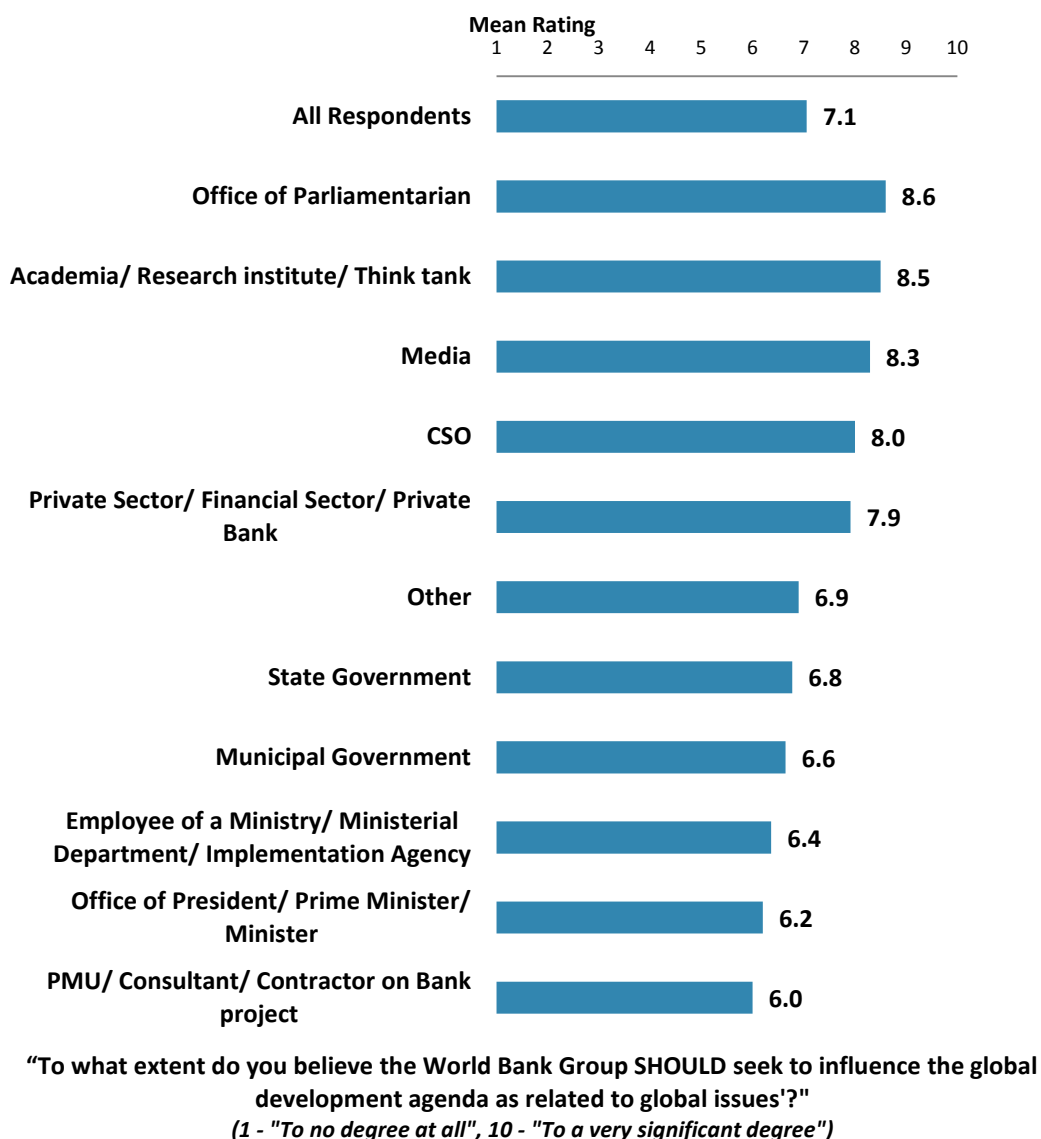
### Offering a Better Combination of Services



"When considering the combination of services that the World Bank Group offers in Brazil at the federal, state, and/or municipal level, and taking into account its limited level of resources, which ONE of the following do you believe the World Bank Group should offer more of in Brazil? "  
(Respondents chose from a list.)

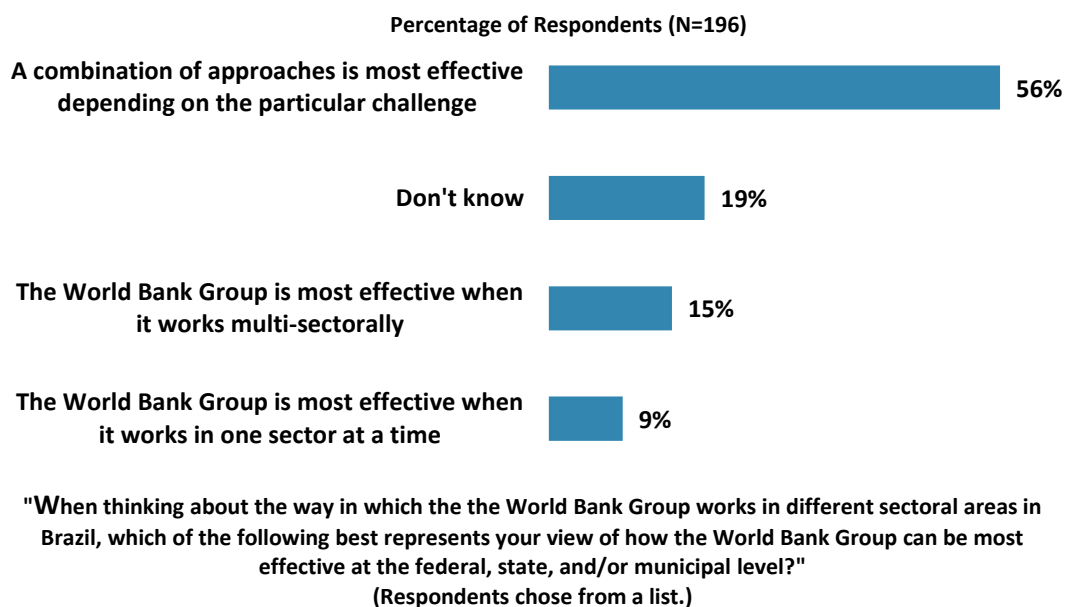
## IX. Recent Trends and The Future Role of the World Bank Group in Brazil (continued)

### Influencing the Global Development Agenda



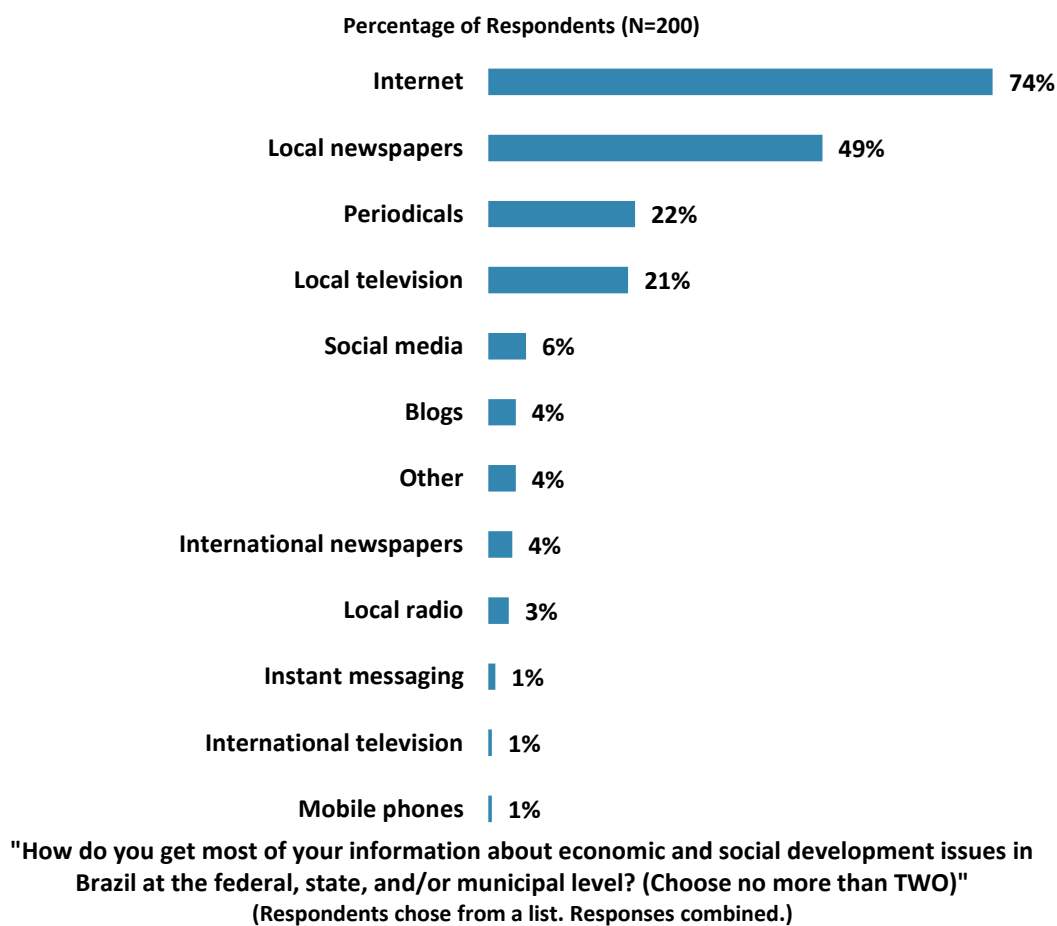
## IX. Recent Trends and The Future Role of the World Bank Group in Brazil (continued)

### Involvement in Sectoral Areas



## X. Communication and Openness

### Information Sources



## X. Communication and Openness (continued)

### Preferred Information Sources



"How would you prefer to receive information from the World Bank Group?  
(Choose no more than TWO)"  
(Respondents chose from a list. Responses combined.)

## X. Communication and Openness (continued)

### Access to Information

Percentage of Respondents (N=195)



"Are you aware of the World Bank Group's Access to Information Policy under which the Bank will now disclose any information in its possession that is not on a list of exceptions?"

---

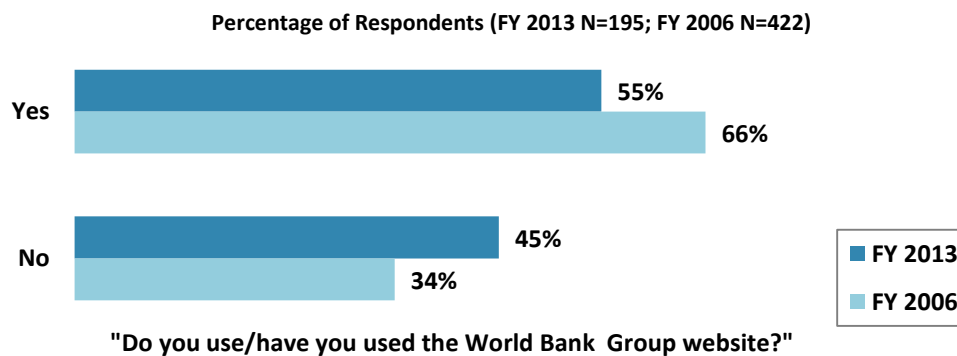
Percentage of Respondents (N=195)



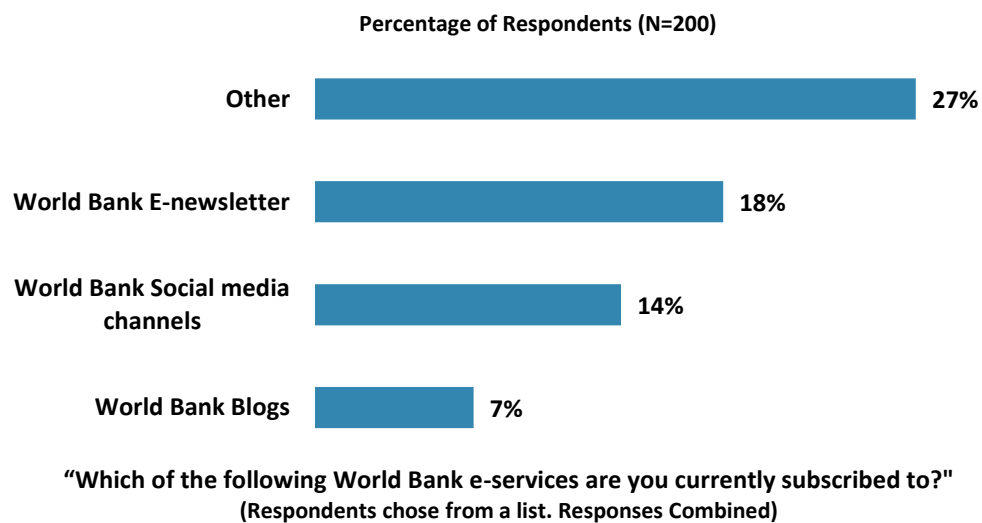
"Do you access or follow the World Bank Group's social media channels?"

## X. Communication and Openness (continued)

### Website Usage

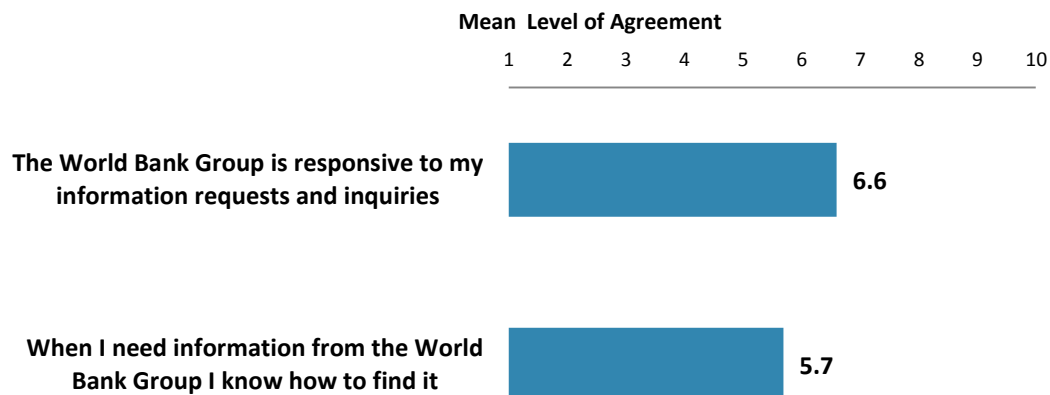


### E-Services



## X. Communication and Openness (continued)

### Information Sharing



"Please rate how much you agree with the following statements"  
(1-"Strongly disagree", 10-"Strongly agree")



## XI. Appendices

A. Responses to All Questions across All Respondents .....	58
B. Responses to All Questions by Stakeholder Groups.....	76
C. Responses to All Questions by Geographic Locations .....	100
D. Responses to All Questions by Year .....	115
E. Indicator Questions as a Function of Exposure to the Bank .....	118
F. Indicator Questions by Stakeholder Groups .....	119
G. Responses by Organizations Participants Primarily Work With ..	120
H. World Bank Group Country Survey '13 – Brazil Questionnaire ...	135



## Appendix A: Responses to All Questions across All Respondents (N=200)

All rating scale questions are presented with the total number of respondents that provided a rating (N), the number of respondents who indicated that they "Don't know" (DK), the mean rating across all respondents (Mean), and the standard deviation of this mean (SD). Indicator questions are noted with an asterisk (\*).

### A. General Issues Facing Brazil

1. In general would you say that Brazil is headed in ... ?	Percentage of Respondents (N=197)
The right direction	72.6%
The wrong direction	21.3%
Not sure	6.1%

2. Listed below are a number of development priorities in Brazil. Please identify which of the following you consider the most important development priorities in Brazil at the federal, state, and/or municipal level? (Choose no more than THREE)	Percentage of Respondents (Responses Combined; N=200)
Education	67.0%
Public sector governance/ reform	51.5%
Health	35.0%
Transport	24.0%
Anti-corruption	23.0%
Basic infrastructure	15.0%
Social protection	10.5%
Poverty reduction	10.0%
Economic growth	7.0%
Water and sanitation	6.0%
Crime and violence	6.0%
Environmental sustainability	4.5%
Law and justice	3.5%
Equality of opportunity	3.5%
Agricultural development	3.0%
Urban development	3.0%
Job creation/employment	3.0%
Rural development	3.0%
Energy	3.0%
Trade and exports	2.5%
Regulatory framework	2.0%
Global/regional integration	2.0%
Domestic private sector development	2.0%
Gender equity	1.5%
Foreign direct investment	1.0%
Natural resource management	1.0%
Information and communications technology	1.0%
Financial markets	0.0%
Food security	0.0%
Climate change	0.0%
Communicable/non-communicable diseases	0.0%
Disaster management	0.0%

**A. General Issues Facing Brazil (continued)**

<b>3. Poverty reduction is a broad term that encompasses work in many different areas. Which THREE areas of development listed below do you believe would contribute most to reducing poverty in Brazil at the federal, state, and/or municipal level? (Choose no more than THREE)</b>	<b>Percentage of Respondents (Responses Combined; N=200)</b>
Education	68.0%
Economic growth	36.5%
Equality of opportunity	28.5%
Anti corruption	23.5%
Job creation/employment	21.0%
Public sector governance/ reform	20.5%
Basic infrastructure	16.5%
Health	16.5%
Social protection	13.0%
Rural development	7.0%
Food security	6.5%
Water and sanitation	5.5%
Transport	5.5%
Crime and violence	5.0%
Domestic private sector development	3.5%
Urban development	2.5%
Agricultural development	2.5%
Global/regional integration	2.0%
Environmental sustainability	2.0%
Information and communications technology	1.5%
Trade and exports	1.5%
Regulatory framework	1.5%
Financial markets	0.5%
Gender equity	0.5%
Law and justice	0.5%
Energy	0.5%
Climate change	0.0%
Communicable/non-communicable diseases	0.0%
Foreign direct investment	0.0%
Natural resource management	0.0%
Disaster management	0.0%

**A. General Issues Facing Brazil (continued)**

<b>4. Economic growth can be driven by a number of factors. Which THREE areas below do you believe would contribute most to generating economic growth in Brazil at the federal, state, and/or municipal level? (Choose no more than THREE)</b>	<b>Percentage of Respondents (Responses Combined; N=200)</b>
Public sector governance/ reform	40.0%
Education	38.5%
Basic infrastructure	25.5%
Anti corruption	24.0%
Trade and exports	19.5%
Transport	19.0%
Global/regional integration	16.0%
Domestic private sector development	14.0%
Job creation/employment	13.0%
Rural development	9.5%
Foreign direct investment	8.0%
Natural resource management	8.0%
Energy	7.0%
Equality of opportunity	7.0%
Information and communications technology	6.5%
Agricultural development	6.0%
Urban development	5.0%
Health	5.0%
Regulatory framework	4.5%
Social protection	4.5%
Financial markets	2.5%
Environmental sustainability	2.5%
Gender equity	2.0%
Water and sanitation	1.5%
Law and justice	1.5%
Crime and violence	1.0%
Food security	1.0%
Communicable/non-communicable diseases	0.5%
Climate change	0.0%
Disaster management	0.0%

**A. General Issues Facing Brazil (continued)**

<b>5. When thinking about the idea of “shared prosperity” in your country, which of the following TWO best illustrate how this would be achieved in Brazil at the federal, state, and/or municipal level? (Choose no more than TWO)</b>	<b>Percentage of Respondents (Responses Combined; N=200)</b>
Education and training that better ensure job opportunity	56.5%
Consistent economic growth	31.5%
Better quality public services	21.5%
Greater access to health and nutrition for citizens	14.5%
Greater equity of fiscal policy	14.5%
Better employment opportunities for young people	14.0%
Greater voice and participation for citizens to help ensure greater accountability	13.0%
Better entrepreneurial opportunities	8.5%
Better opportunity for the poor who live in rural areas	5.5%
Better opportunity for the poor who live in urban areas	4.0%
Greater access to micro-finance for the poor	4.0%
A growing middle class	3.5%
Other	2.0%
More effective risk management	1.5%
Better employment opportunities for women	1.0%

**B. Overall Attitudes toward the World Bank**

<b>How familiar are you with the work of these organizations in Brazil at the federal, state, and/or municipal level? (1-Not familiar at all, 10-Extremely familiar)</b>	<b>N</b>	<b>DK</b>	<b>Mean</b>	<b>SD</b>
1. World Bank (WB/BM)	191	3	5.87	2.58
2. Inter-American Development Bank (IDB/BID)	191	4	5.69	2.36
3. Latin American Development Bank (CAF)	167	15	3.37	2.39
4. International Finance Corporation (IFC)	174	17	3.03	2.28

<b>5. Do you believe the World Bank Group works mostly in Brazil at the: (Please mark only ONE response)</b>	<b>Percentage of Respondents (N=197)</b>
Federal level	55.3%
State level	34.0%
Municipal level	1.5%
Don't know	6.6%
Prefer not to answer	2.5%

<b>Overall, please rate your impression of the effectiveness of these organizations in Brazil at the federal, state, and/or municipal level. (1-Not effective at all, 10-Extremely effective)</b>	<b>N</b>	<b>DK</b>	<b>Mean</b>	<b>SD</b>
6. World Bank (WB/BM)*	165	29	6.37	2.17
7. Inter-American Development Bank (IDB/BID)	160	33	6.38	2.14
8. Latin American Development Bank (CAF)	89	92	4.64	2.41
9. International Finance Corporation (IFC)	89	94	4.52	2.54

**B. Overall Attitudes toward the World Bank (continued)**

<b>10. Currently, which of the following organizations do you work with the most in Brazil at the federal, state, and/or municipal level? (Please mark only ONE response)</b>	<b>Percentage of Respondents (N=196)</b>
World Bank	30.6%
Inter-American Development Bank	20.4%
Latin American Development Bank	0.5%
International Finance Corporation	1.5%
I don't collaborate/work with any of them	46.9%

<b>Staff Preparedness*</b>	<b>N</b>	<b>DK</b>	<b>Mean</b>	<b>SD</b>
11. To what extent do you believe the World Bank Group's staff is well prepared (e.g., skills and knowledge) to help solve its most complicated development challenges at the federal, state, and/or municipal level? (1-To no degree at all, 10-To a very significant degree)	162	34	7.31	1.75

<b>12. When thinking about the way in which the the World Bank Group works in different sectoral areas in Brazil, which of the following best represents your view of how the World Bank Group can be most effective at the federal, state, and/or municipal level? (Please mark only ONE response)</b>	<b>Percentage of Respondents (N=196)</b>
The World Bank Group is most effective when it works in one sector at a time	9.2%
The World Bank Group is most effective when it works multi-sectorally	15.3%
A combination of approaches is most effective depending on the particular challenge	56.1%
Don't know	19.4%

**B. Overall Attitudes toward the World Bank (continued)**

<b>13. When thinking about how the World Bank Group can have the most impact on development results in Brazil at the federal, state, and/or municipal level, in which sectoral areas do you believe the World Bank Group should focus most of its attention and resources in Brazil? (Choose no more than THREE)</b>	<b>Percentage of Respondents (Responses Combined; N=200)</b>
Education	49.0%
Basic infrastructure	41.0%
Health	29.5%
Public sector governance/ reform	28.5%
Transport	23.0%
Poverty reduction	18.5%
Water and sanitation	10.5%
Anti corruption	9.5%
Economic growth	8.5%
Urban development	7.5%
Rural development	6.5%
Environmental sustainability	6.0%
Global/regional integration	5.5%
Job creation/employment	5.5%
Equality of opportunity	5.0%
Energy	4.5%
Crime and violence	4.5%
Information and communications technology	4.0%
Domestic private sector development	3.5%
Agricultural development	3.5%
Regulatory framework	2.5%
Food security	2.5%
Trade and exports	2.0%
Natural resource management	1.5%
Gender equity	1.0%
Social protection	1.0%
Financial markets	1.0%
Foreign direct investment	0.5%
Disaster management	0.5%
Law and justice	0.5%
Climate change	0.0%
Communicable/non-communicable diseases	0.0%

**B. Overall Attitudes toward the World Bank (continued)**

14. When thinking about the World Bank Group's role, which activity do you believe is of greatest VALUE and which activity is of second greatest value in Brazil at the federal, state, and/or municipal level?	Percentage of Respondents (N=200)		
	Greatest Value	2 <sup>nd</sup> Greatest Value	Combined
Financial resources: policy based lending / budget support to the Government	32.5%	15.0%	47.5%
Financial resources: investment lending	14.0%	16.5%	30.5%
International knowledge exchange	10.0%	13.5%	23.5%
Technical assistance	12.0%	11.0%	23.0%
Training/capacity building	9.5%	12.0%	21.5%
Studies/analyses	7.0%	13.5%	20.5%
Mobilizing third party financial resources	1.5%	5.5%	7.0%
Linkage to non-Bank expertise	3.5%	2.0%	5.5%
Policy advice	2.0%	3.5%	5.5%
Other	1.5%	1.5%	3.0%
Data	1.0%	2.0%	3.0%
Convening/facilitating	0.0%	0.5%	0.5%

15. Which of the following do you identify as the World Bank's greatest WEAKNESSES in its work in Brazil at the federal, state, and/or municipal level? (Choose no more than TWO)	Percentage of Respondents (Responses Combined; N=200)
Not enough public disclosure of its work	35.5%
Too influenced by developed countries	22.5%
Too bureaucratic in its operational policies and procedures	18.5%
World Bank Group processes too slow and complex	17.5%
Not adequately sensitive to political/social realities in Brazil at the federal, state, and/or municipal level	15.0%
Not willing to honestly criticize policies and reform efforts in the country	11.5%
Imposing technocratic solutions without regard to political realities	9.0%
Not aligned with country priorities	9.0%
Not exploring alternative policy options	6.5%
Other	5.5%
Not collaborating enough with non-state actors	4.0%
Arrogant in its approach	4.0%
Staff too inaccessible	4.0%
The credibility of its knowledge/data	0.5%
Not aligned with other donors' work	0.5%
Not client focused	0.0%

16. Which World Bank Group instruments do you believe are the MOST effective in reducing poverty in Brazil at the federal, state, and/or municipal level? (Choose no more than TWO)	Percentage of Respondents (Responses Combined; N=200)
Technical assistance	49.0%
Investment lending	46.5%
Policy based lending / budget support to the Government	30.0%
Capacity development	25.0%
Knowledge products/services	18.5%
Don't know	7.5%
Other	0.5%
Trust Fund management	0.0%



**B. Overall Attitudes toward the World Bank (continued)**

Influencing Global Development Agenda	N	DK	Mean	SD
17. To what extent do you believe the World Bank SHOULD seek to influence the global development agenda as related to “global public goods?” (1-To no degree at all, 10-To a very significant degree)	181	15	7.06	2.35

To what extent do you agree with the following statements about the World Bank’s work in Brazil at the federal, state, and/or municipal level? (1-Strongly disagree, 10-Strongly agree)	Level of Agreement			
	N	DK	Mean	SD
18. Overall the World Bank Group currently plays a relevant role in development in Brazil at the federal, state, and/or municipal level*	170	27	6.01	2.01
19. The World Bank Group’s work is aligned with what I consider the development priorities for Brazil at the federal, state, and/or municipal level*	164	33	5.85	2.10
20. The World Bank Group supports Brazil to reduce social exclusion	158	32	6.44	2.16
21. The World Bank Group supports programs and strategies that are realistic for Brazil at the federal, state, and/or municipal level	158	32	6.23	2.14
22. The World Bank Group treats clients and stakeholders in Brazil at the federal, state, and/or municipal level with respect	157	36	7.24	2.24
23. The World Bank Group is an organization that does not represent a particular ideological perspective in Brazil	154	43	5.71	2.87
24. The World Bank Group is an organization that is not overly influenced by any particular country	153	37	5.10	2.48
25. The World Bank Group respects the positions, views and demands of the government of Brazil at the federal, state, and/or municipal level	153	42	6.66	2.36
26. The World Bank Group listens and takes into account your views	149	43	6.48	2.20

Combination of Financial, Knowledge and Convening Services	N	DK	Mean	SD
27. When considering the national development needs in , to what extent does the combination of financial, knowledge and convening services that the World Bank Group currently provides in Brazil meet the national development needs of Brazil at the federal, state, and/or municipal level? (1-To no degree at all, 10-To a very significant degree)	156	42	6.54	1.85

To what extent is the World Bank an effective development partner in Brazil, in terms of each of the following? (1-To no degree at all, 10-To a very significant degree)	Degree			
	N	DK	Mean	SD
28. Responsiveness*	147	43	6.29	1.89
29. Flexibility (in terms of the World Bank Group’s products and services)	149	46	5.99	1.94
30. Flexibility (in terms of changing country circumstances)	140	47	5.96	1.81
31. Being inclusive	145	44	6.23	1.97
32. Openness*	145	44	6.39	2.12
33. Staff accessibility	151	43	6.53	2.21
34. Straightforwardness and honesty	141	45	6.68	2.07
35. Collaboration with groups outside of the Government*	128	66	6.27	2.06
36. Collaboration with the Government*	148	37	7.14	1.97
37. Collaboration with other donors*	83	83	6.17	1.95
38. Follow through over time	140	47	7.60	2.17

**B. Overall Attitudes toward the World Bank (continued)**

<b>39. When World Bank assisted reform efforts fail or are slow to take place, which TWO of the following would you attribute this to? (Choose no more than TWO)</b>	<b>Percentage of Respondents (Responses Combined; N=200)</b>
Political pressures and obstacles	36.5%
The Government works inefficiently	32.5%
There is not an adequate level of citizen/civil society participation	30.0%
Lack of/inadequate levels of capacity in Government	19.0%
Reforms are not well thought out in light of country challenges	16.5%
The World Bank Group is not sensitive enough to political/social realities on the ground	11.5%
The World Bank Group works too slowly	9.5%
The World Bank Group does not do adequate follow through/follow-up	6.5%
Other	5.0%

**C. World Bank Effectiveness and Results**

<b>How effective do you believe the World Bank Group is in terms of the work it does in the following areas of development in Brazil at the federal, state, and/or municipal level? (1-Not effective at all, 10-Very effective)</b>	<b>Effectiveness</b>			
	<b>N</b>	<b>DK</b>	<b>Mean</b>	<b>SD</b>
1. Basic infrastructure	124	62	6.49	2.14
2. Water and sanitation	118	73	6.44	2.12
3. Economic growth	113	73	6.43	2.18
4. Energy	105	83	6.40	2.06
5. Environmental sustainability	122	70	6.36	2.17
6. Urban development	127	63	6.30	2.10
7. Information and communications technology	112	79	6.25	2.06
8. Health	133	59	6.17	2.34
9. Poverty reduction	132	56	6.15	2.25
10. Communicable/non-communicable diseases	109	79	6.15	2.27
11. Education	130	63	6.12	2.10
12. Transport	117	70	6.05	2.13
13. Agricultural development	112	76	6.02	2.27
14. Financial markets	104	84	5.98	2.24
15. Trade and exports	102	88	5.93	2.30
16. Foreign direct investment	96	94	5.90	2.33
17. Global/regional integration	111	76	5.88	2.25
18. Rural development	107	81	5.85	2.33
19. Natural resource management	98	90	5.79	2.30
20. Public sector governance/ reform	125	65	5.66	2.58
21. Gender equity	102	86	5.65	2.39
22. Food security	104	84	5.60	2.24
23. Social protection	105	82	5.59	2.48
24. Climate change	99	85	5.58	2.40
25. Job creation/employment	110	77	5.57	2.06
26. Equality of opportunity	110	78	5.49	2.35
27. Disaster management	97	90	5.40	2.33
28. Regulatory framework	102	83	5.31	2.29
29. Domestic private sector development	96	91	5.25	2.12
30. Crime and violence	103	84	4.70	2.16
31. Anti corruption	103	80	4.64	2.69
32. Law and justice	97	89	4.46	2.22

**C. World Bank Effectiveness and Results (continued)**

<b>Achieving Development Results*</b>	<b>N</b>	<b>DK</b>	<b>Mean</b>	<b>SD</b>
33. To what extent does the World Bank Group's work help to achieve development results in Brazil at the federal, state, and/or municipal level? (1-To no degree at all, 10-To a very significant degree)	162	35	6.30	1.98

<b>To what extent do you agree with the following statements about the World Bank in Brazil at the federal, state, and/or municipal level?</b> (1-Strongly disagree, 10-Strongly agree)	<b>N</b>	<b>DK</b>	<b>Mean</b>	<b>SD</b>
34. The World Bank's financial instruments meet the needs of Brazil*	163	30	5.87	2.05
35. The World Bank meets Brazil's needs for knowledge services*	158	31	6.07	2.16

<b>Value for Money from World Bank's Fee-Based Products/Services</b>	<b>N</b>	<b>DK</b>	<b>Mean</b>	<b>SD</b>
36. To what extent do you believe that Brazil receives value for money from the World Bank Group's fee-based products/services at the federal, state, and/or municipal level? (1-To no degree at all, 10-To a very significant degree)	63	97	6.35	2.14

**D. The World Bank's Knowledge Work and Activities (i.e., Analysis, Studies, Research, Data, Reports, Conferences)**

<b>1. How frequently do you consult World Bank knowledge work and activities in the work you do?</b>	<b>Percentage of Respondents (N=198)</b>
Weekly	4.0%
Monthly	7.1%
A few times a year	41.9%
Rarely	30.3%
Never	16.7%

***D. The World Bank's Knowledge Work and Activities (continued)***  
***(i.e., Analysis, Studies, Research, Data, Reports, Conferences)***

<b>2. When thinking about the development challenges in Brazil at the federal, state, and/or municipal level, where do you believe it would be most valuable for the World Bank Group to focus its knowledge work and activities in the next few years? (Choose no more than THREE)</b>	<b>Percentage of Respondents (Responses Combined; N=200)</b>
Education	59.0%
Public sector governance/ reform	36.5%
Health	30.5%
Basic infrastructure	17.0%
Poverty reduction	16.5%
Transport	13.5%
Crime and violence	13.0%
Water and sanitation	11.5%
Economic growth	9.5%
Anti corruption	8.5%
Urban development	7.5%
Domestic private sector development	6.0%
Job creation/employment	6.0%
Environmental sustainability	6.0%
Energy	5.5%
Global/regional integration	5.5%
Information and communications technology	5.0%
Rural development	3.5%
Agricultural development	3.0%
Food security	3.0%
Regulatory framework	3.0%
Natural resource management	2.0%
Trade and exports	2.0%
Equality of opportunity	2.0%
Social protection	2.0%
Financial markets	1.5%
Gender equity	1.5%
Disaster management	1.0%
Foreign direct investment	1.0%
Law and justice	1.0%
Climate change	0.5%
Communicable/non-communicable diseases	0.0%

**D. The World Bank's Knowledge Work and Activities (continued)**  
*(i.e., Analysis, Studies, Research, Data, Reports, Conferences)*

In Brazil, how effective do you believe the World Bank Group's knowledge work and activities: <i>(1-Not effective at all, 10- Very effective)</i>	Degree			
	N	DK	Mean	SD
3. Enhancing your knowledge and/or skills	156	39	6.31	2.19
4. Contributing to good policy making	158	37	6.46	2.21
5. Providing support for program implementation	158	36	6.87	2.03

In Brazil, to what extent do you believe that the World Bank's knowledge work and activities: <i>(1-To no degree at all, 10-To a very significant degree)</i>	Degree			
	N	DK	Mean	SD
6. Are timely	163	29	6.91	1.89
7. Are relevant to Brazil's development priorities at the federal, state, and/or municipal level	167	26	6.91	2.02
8. Provide feasible recommendations	161	30	6.78	1.95
9. Are accessible	156	33	6.37	2.29
10. Are useful in terms of the work you do	160	33	6.59	2.24
11. Are translated enough into local language	154	38	6.49	2.13
12. Are adaptable to Brazil's specific development challenges and country circumstances at the federal, state, and/or municipal level*	157	36	6.94	1.98

Overall Evaluations	N	DK	Mean	SD
13. Overall, how significant a contribution do you believe the World Bank's knowledge work and activities make to development results in your country at the federal, state, and/or municipal level?*( <i>1-Not significant at all, 10-Very significant</i> )	171	25	6.77	1.93
14. Overall, how would you rate the technical quality of the World Bank's knowledge work and activities?*( <i>1-Very low technical quality, 10-Very high technical quality</i> )	160	36	7.64	1.67

15. Have you read/consulted the most recent LAC Flagship Report: Economic Mobility and the Rise of the Latin American Middle Class?	Percentage of Respondents (N=193)			
Yes	16.1%			
No	83.9%			

Value of Flagship Report	N	DK	Mean	SD
16. To what extent do you believe this Flagship Report raised substantive new information and insight that you were not aware of prior to reading? <i>(1-To no degree at all, 10-To a very significant degree)</i>	33	3	7.09	1.70
17. To what extent do you believe this Flagship Report provided you with useful information in terms of the work you do? <i>(1-To no degree at all, 10-To a very significant degree)</i>	33	3	7.21	1.76

**E. Working with the World Bank**

To what extent do you agree/disagree with the following statements? (1-Strongly disagree, 10-Strongly agree)	Level of Agreement			
	N	DK	Mean	SD
1. The World Bank Group disburses funds promptly	141	53	5.29	2.22
2. The World Bank Group effectively monitors and evaluates the projects and programs it supports	154	40	7.09	2.08
3. The World Bank Group's approvals and reviews are done in a timely fashion	130	64	6.71	2.03
4. The World Bank Group's "Safeguard Policy" requirements are reasonable	116	79	6.41	2.07
5. The World Bank Group's conditions on its lending are reasonable	140	53	6.54	2.21
6. Working with the World Bank Group increases Brazil's institutional capacity at the federal, state, and/or municipal level	157	36	7.07	1.98
7. The World Bank Group ensures consistency and continuity through staff changes	124	69	6.44	2.13
8. The World Bank Group's teams and visits are well coordinated	127	68	7.15	1.94
9. Where country systems are adequate, the World Bank Group makes appropriate use of them*	123	71	6.62	2.04
10. The World Bank Group provides effective implementation support	139	56	6.92	2.06

**F. Recent Trends and the Future Role of the World Bank in Brazil**

World Bank's Focus of Work in Brazil	N	DK	Mean	SD
1. In the last three years, to what extent do you believe that the World Bank Group has moved in the right direction in terms of the focus of its work in Brazil at the federal, state, and/or municipal level? (1-To no degree at all, 10-To a very significant degree)	150	45	6.66	1.86

Future Role of the International Development Cooperation	N	DK	Mean	SD
2. How significant a role do you believe that international development cooperation SHOULD play in Brazil's development in the near future at the federal, state, and/or municipal level? (1-Not a significant role at all, 10-Very significant role)	170	25	7.92	1.54

Future Role of the World Bank	N	DK	Mean	SD
3. How significant a role do you believe the World Bank Group SHOULD play in Brazil's development in the near future at the federal, state, and/or municipal level? (1-Not a significant role at all, 10-Very significant role)	181	15	7.89	1.67

**F. Recent Trends and the Future Role of the World Bank in Brazil (continued)**

<b>4. Which of the following SHOULD the World Bank Group do to make itself of greater value in Brazil at the federal, state, and/or municipal level? (Choose no more than TWO)</b>	<b>Percentage of Respondents (Responses Combined; N=200)</b>
Reduce the complexity of obtaining World Bank Group financing	36.0%
Improve the quality of its experts as related to Brazil's specific challenges at the federal, state, and/or municipal level	22.5%
Increase international knowledge exchange	20.5%
Reach out more to groups outside of government	17.5%
Increase local implementation training	13.0%
Improve the competitiveness of its financing compared to markets	12.5%
Provide more adequate data/knowledge/statistics/figures on Brazil's economy	11.5%
Offer more innovative knowledge services	11.0%
Offer more innovative financial products	10.5%
Focus primarily on advocacy issues	5.5%
Other	5.0%
Provide more convening opportunities	5.0%
Work faster	3.5%
Ensure greater selectivity in its work	3.5%
Increase availability of Fee-Based services	1.5%

<b>5. When considering the combination of services that the World Bank Group offers in Brazil at the federal, state, and/or municipal level, and taking into account its limited level of resources, which ONE of the following do you believe the World Bank Group should offer more of in Brazil? (Please mark only ONE response)</b>	<b>Percentage of Respondents (N=195)</b>
The combination is appropriate for Brazil	44.1%
Knowledge products	34.4%
Financial services	16.9%
None of the above	2.6%
Convening services	2.1%

**G. Communication and Information Sharing**

<b>1. How do you get most of your information about economic and social development issues in Brazil at the federal, state, and/or municipal level? (Choose no more than TWO)</b>	<b>Percentage of Respondents (Responses Combined; N=200)</b>
Internet	74.0%
Local newspapers	49.0%
Periodicals	21.5%
Local television	20.5%
Social media	5.5%
Blogs	4.0%
Other	4.0%
International newspapers	3.5%
Local radio	3.0%
Instant messaging	1.0%
International television	0.5%
Mobile phones	0.5%
International radio	0.0%

<b>2. How would you prefer to receive information from the World Bank Group? (Choose no more than TWO)</b>	<b>Percentage of Respondents (Responses Combined; N=200)</b>
e-newsletters	44.0%
World Bank Group website	39.0%
World Bank Group seminars/workshops/conferences	28.5%
World Bank Group publications and other written materials	27.0%
Social media	14.5%
Direct contact with World Bank Group	9.5%
Instant messaging	6.0%
World Bank Group Public Information Center	4.5%
Blogs	2.0%
Other	1.5%
Mobile phones	0.0%

<b>3. Are you aware of the World Bank's Access to Information Policy under which the Bank will now disclose any information in its possession that is not a list of exceptions?</b>	<b>Percentage of Respondents (N=195)</b>
Yes	21.0%
No	79.0%

<b>4. Do you use/have used the World Bank Group website?</b>	<b>Percentage of Respondents (N=195)</b>
Yes	55.4%
No	44.6%



**G. Communication and Information Sharing (continued)**

<b>5. Do you access or follow the World Bank Group's social media channels?</b>	<b>Percentage of Respondents (N=195)</b>
Yes	11.8%
No	88.2%

<b>6. Which of the following World Bank e-services are you currently subscribed to? (Choose all that apply)</b>	<b>Percentage of Respondents (Responses combined; N=200)</b>
Other	26.5%
World Bank E-newsletter	18.0%
World Bank Social media channels	13.5%
World Bank Blogs	7.0%

<b>Please rate how much you agree with the following statements.</b> <i>(1-Strongly disagree, 10-Strongly agree)</i>	<b>Level of Agreement</b>			
	<b>N</b>	<b>DK</b>	<b>Mean</b>	<b>SD</b>
7. When I need information from the World Bank Group I know how to find it	158	36	5.69	2.77
8. The World Bank Group is responsive to my information requests and inquiries	110	70	6.60	2.49

**H. Background Information**

<b>1. Do you primarily work at the...? (Choose all that apply)</b>	<b>Percentage of Respondents (N=184)</b>
Federal level	42.9%
State level	41.8%
Municipal level	15.2%

<b>2. Which of the following best describes your current position? (Please mark only ONE response)</b>	<b>Percentage of Respondents (N=196)</b>
State Government Office or Staff	26.0%
Employee of a Ministry, Ministerial Department or Implementation Agency	18.9%
Private Sector Organization	12.8%
Media	9.7%
Municipal Government Office or Staff	7.7%
Other	6.1%
Office of Minister	4.6%
Academia/Research Institute/Think Tank	3.1%
Office of Parliamentarian	2.6%
Project Management Unit (PMU) overseeing implementation of project	1.5%
Consultant/Contractor working on World Bank supported Project/Program	1.0%
Multilateral Agency	1.0%
Private Foundation	1.0%
Financial Sector/Private Bank	1.0%
NGO	1.0%
Faith-Based Group	1.0%
Office of the President, Prime Minister	0.5%
Trade Union	0.5%

<b>3. Please identify the primary specialization of your work. (Please mark only ONE response)</b>	<b>Percentage of Respondents (N=191)</b>
Other	19.9%
Health/Communicable/non-communicable diseases	17.3%
Public sector governance/Public financial management/anti corruption	13.6%
Education	12.6%
Agriculture/ rural development / food security	7.3%
Information and communications technology	7.3%
Financial markets/banking	3.7%
Law and justice/regulatory framework	3.7%
Transport	3.1%
Natural resource management/environmental sustainability	2.1%
Urban development	2.1%
Gender/equality of opportunity	1.6%
Job creation/employment	1.6%
Private sector development/foreign direct investment	1.6%
Water and sanitation	1.6%
Energy	.5%
Social protection	.5%

**H. Background Information (continued)**

<b>4. Currently, do you professionally collaborate/work with the World Bank Group in your country?</b>	<b>Percentage of Respondents (N=195)</b>
Yes	20.0%
No	80.0%

<b>5. Do you work/Have you worked with the International Finance Corporation in Brazil at the federal, state, and/or municipal level?</b>	<b>Percentage of Respondents (N=198)</b>
Yes	25.8%
No	74.2%

<b>6. Which of the following describes most of your exposure to the World Bank Group in Brazil at the federal, state, and/or municipal level? (Choose no more than TWO)</b>	<b>Percentage of Respondents (Responses Combined; N=200)</b>
Observer	35.0%
Collaborate as part of my professional duties	29.5%
Use World Bank Group website for information, data, research, etc.	25.0%
Use World Bank Group reports/data	19.5%
Engage in World Bank Group related/sponsored events/activities	19.0%

<b>7. Which best represents your geographic location?</b>	<b>Percentage of Respondents (N=194)</b>
North	3.1%
South	11.9%
Southeast	26.3%
Northeast	13.4%
Center-West	45.4%

## Appendix B: Responses to All Questions by Stakeholder Groups

### A. General Issues facing Brazil

In general, would you say that Brazil is headed in...?\*

Percentage of Respondents	Office of President/Prime Minister/Minister	Office of Parliamentarian	Employee of a Ministry/ Ministerial Dep/ Implementation Agency	PMU/Consultant/ Contractor on Bank project	State Gov.	Municipal Gov.	Private Sector/ Financial Sector/ Private Bank	CSO	Media	Academia/ Research institute/ Think tank	Other
The right direction	70.0%	80.0%	91.9%	100.0%	68.6%	80.0%	53.8%	100.0%	68.4%	16.7%	78.6%
The wrong direction	20.0%	20.0%	5.4%	0.0%	21.6%	20.0%	38.5%	0.0%	31.6%	66.7%	14.3%
Not sure	10.0%	0.0%	2.7%	0.0%	9.8%	0.0%	7.7%	0.0%	0.0%	16.7%	7.1%

\*Significantly different between stakeholder groups

Listed below are a number of development priorities in Brazil. Please identify which of the following you consider the most important development priorities in Brazil at the federal, state, and/or municipal level? (Choose no more than THREE)

Percentage of Respondents (Responses Combined)	Office of President/Prime Minister/Minister	Office of Parliamentarian	Employee of a Ministry/ Ministerial Dep/ Implementation Agency	PMU/Consultant/ Contractor on Bank project	State Gov.	Municipal Gov.	Private Sector/ Financial Sector/ Private Bank	CSO	Media	Academia/ Research institute/ Think tank	Other
Social protection	0.0%	20.0%	21.6%	0.0%	11.8%	6.7%	3.7%	14.3%	0.0%	16.7%	7.1%
Transport	20.0%	20.0%	13.5%	0.0%	29.4%	13.3%	37.0%	42.9%	31.6%	0.0%	28.6%
Public sector governance/ reform	20.0%	60.0%	37.8%	60.0%	64.7%	60.0%	44.4%	42.9%	57.9%	83.3%	50.0%
Global/regional integration	10.0%	0.0%	0.0%	0.0%	2.0%	0.0%	0.0%	14.3%	0.0%	0.0%	7.1%
Gender equity*	0.0%	20.0%	2.7%	0.0%	0.0%	0.0%	0.0%	14.3%	0.0%	0.0%	0.0%
Domestic private sector development*	0.0%	0.0%	0.0%	0.0%	2.0%	0.0%	0.0%	0.0%	5.3%	33.3%	0.0%
Foreign direct investment*	0.0%	0.0%	0.0%	0.0%	0.0%	0.0%	3.7%	0.0%	0.0%	16.7%	0.0%
Water and sanitation	10.0%	0.0%	10.8%	20.0%	2.0%	6.7%	3.7%	0.0%	15.8%	0.0%	0.0%
Anti-corruption	0.0%	40.0%	16.2%	20.0%	23.5%	13.3%	25.9%	28.6%	31.6%	16.7%	35.7%
Job creation/employment	20.0%	0.0%	5.4%	0.0%	2.0%	0.0%	0.0%	0.0%	0.0%	0.0%	7.1%
Rural development	0.0%	20.0%	0.0%	0.0%	7.8%	0.0%	0.0%	14.3%	0.0%	0.0%	0.0%
Financial markets	0.0%	0.0%	0.0%	0.0%	0.0%	0.0%	0.0%	0.0%	0.0%	0.0%	0.0%
Urban development	0.0%	20.0%	0.0%	20.0%	2.0%	6.7%	3.7%	0.0%	0.0%	16.7%	0.0%
Environmental sustainability	10.0%	0.0%	8.1%	0.0%	2.0%	0.0%	3.7%	0.0%	10.5%	0.0%	7.1%
Equality of opportunity	20.0%	0.0%	2.7%	0.0%	2.0%	0.0%	3.7%	0.0%	5.3%	0.0%	7.1%
Health*	40.0%	20.0%	43.2%	80.0%	29.4%	33.3%	55.6%	14.3%	15.8%	0.0%	28.6%
Education	60.0%	60.0%	70.3%	80.0%	60.8%	66.7%	85.2%	28.6%	63.2%	33.3%	85.7%
Poverty reduction*	30.0%	0.0%	13.5%	0.0%	7.8%	26.7%	0.0%	14.3%	5.3%	33.3%	0.0%
Energy	10.0%	0.0%	2.7%	0.0%	2.0%	0.0%	3.7%	0.0%	5.3%	0.0%	7.1%
Food security	0.0%	0.0%	0.0%	0.0%	0.0%	0.0%	0.0%	0.0%	0.0%	0.0%	0.0%
Climate change	0.0%	0.0%	0.0%	0.0%	0.0%	0.0%	0.0%	0.0%	0.0%	0.0%	0.0%
Agricultural development	0.0%	0.0%	2.7%	0.0%	3.9%	0.0%	3.7%	14.3%	5.3%	0.0%	0.0%
Trade and exports	0.0%	0.0%	0.0%	0.0%	0.0%	0.0%	7.4%	14.3%	5.3%	16.7%	0.0%
Crime and violence	0.0%	20.0%	8.1%	0.0%	5.9%	13.3%	3.7%	0.0%	10.5%	0.0%	0.0%
Economic growth	10.0%	0.0%	8.1%	0.0%	9.8%	13.3%	0.0%	14.3%	0.0%	16.7%	7.1%
Law and justice*	10.0%	0.0%	0.0%	0.0%	5.9%	6.7%	0.0%	28.6%	0.0%	0.0%	0.0%
Regulatory framework	0.0%	0.0%	2.7%	0.0%	2.0%	6.7%	0.0%	0.0%	0.0%	16.7%	0.0%
Communicable/non-communicable diseases	0.0%	0.0%	0.0%	0.0%	0.0%	0.0%	0.0%	0.0%	0.0%	0.0%	0.0%
Basic infrastructure	30.0%	0.0%	24.3%	20.0%	15.7%	20.0%	3.7%	0.0%	15.8%	0.0%	14.3%
Natural resource management*	0.0%	0.0%	0.0%	0.0%	0.0%	0.0%	0.0%	0.0%	10.5%	0.0%	0.0%
Disaster management	0.0%	0.0%	0.0%	0.0%	0.0%	0.0%	0.0%	0.0%	0.0%	0.0%	0.0%
Information and communications technology	0.0%	0.0%	0.0%	0.0%	0.0%	0.0%	0.0%	0.0%	5.3%	0.0%	7.1%

\*Significantly different between stakeholder groups

**A. General Issues facing Brazil (continued)**

Poverty reduction is a broad term that encompasses work in many different areas. Which THREE areas of development listed below do you believe would contribute most to reducing poverty in Brazil at the federal, state, and/or municipal level? (Choose no more than THREE)

Percentage of Respondents (Responses Combined)	Office of President/Prime Minister/Minister	Office of Parliamentarian	Employee of a Ministry/ Ministerial Dep/ Implementation Agency	PMU/Consultant/ Contractor on Bank project	State Gov.	Municipal Gov.	Private Sector/ Financial Sector/ Private Bank	CSO	Media	Academia/ Research institute/ Think tank	Other
Food security*	20.0%	40.0%	5.4%	0.0%	5.9%	0.0%	0.0%	0.0%	0.0%	0.0%	28.6%
Equality of opportunity	40.0%	40.0%	27.0%	0.0%	33.3%	46.7%	22.2%	28.6%	21.1%	0.0%	28.6%
Economic growth	30.0%	60.0%	37.8%	20.0%	33.3%	40.0%	48.1%	14.3%	26.3%	66.7%	42.9%
Climate change	0.0%	0.0%	0.0%	0.0%	0.0%	0.0%	0.0%	0.0%	0.0%	0.0%	0.0%
Global/regional integration	0.0%	0.0%	2.7%	0.0%	2.0%	0.0%	3.7%	0.0%	0.0%	0.0%	7.1%
Gender equity	0.0%	0.0%	2.7%	0.0%	0.0%	0.0%	0.0%	0.0%	0.0%	0.0%	0.0%
Rural development	0.0%	20.0%	8.1%	20.0%	7.8%	0.0%	11.1%	0.0%	5.3%	0.0%	7.1%
Urban development	0.0%	0.0%	0.0%	20.0%	3.9%	0.0%	0.0%	0.0%	5.3%	0.0%	7.1%
Regulatory framework	0.0%	0.0%	0.0%	0.0%	2.0%	6.7%	0.0%	0.0%	0.0%	16.7%	0.0%
Basic infrastructure	10.0%	0.0%	13.5%	0.0%	17.6%	33.3%	22.2%	14.3%	21.1%	0.0%	14.3%
Social protection	30.0%	20.0%	24.3%	40.0%	7.8%	13.3%	0.0%	14.3%	5.3%	16.7%	7.1%
Law and justice	0.0%	0.0%	0.0%	0.0%	0.0%	6.7%	0.0%	0.0%	0.0%	0.0%	0.0%
Transport	0.0%	0.0%	5.4%	0.0%	3.9%	6.7%	7.4%	14.3%	5.3%	16.7%	7.1%
Crime and violence	0.0%	0.0%	2.7%	20.0%	2.0%	6.7%	7.4%	28.6%	5.3%	0.0%	0.0%
Communicable/non-communicable diseases	0.0%	0.0%	0.0%	0.0%	0.0%	0.0%	0.0%	0.0%	0.0%	0.0%	0.0%
Information and communications technology	0.0%	0.0%	8.1%	0.0%	0.0%	0.0%	0.0%	0.0%	0.0%	0.0%	0.0%
Anti corruption	20.0%	20.0%	27.0%	0.0%	25.5%	6.7%	25.9%	14.3%	31.6%	16.7%	28.6%
Domestic private sector development	0.0%	0.0%	2.7%	20.0%	3.9%	6.7%	3.7%	0.0%	0.0%	16.7%	0.0%
Foreign direct investment	0.0%	0.0%	0.0%	0.0%	0.0%	0.0%	0.0%	0.0%	0.0%	0.0%	0.0%
Education	80.0%	40.0%	59.5%	80.0%	70.6%	53.3%	70.4%	57.1%	84.2%	66.7%	71.4%
Energy	0.0%	0.0%	0.0%	0.0%	2.0%	0.0%	0.0%	0.0%	0.0%	0.0%	0.0%
Public sector governance/ reform	10.0%	60.0%	13.5%	20.0%	19.6%	20.0%	14.8%	14.3%	21.1%	66.7%	28.6%
Natural resource management	0.0%	0.0%	0.0%	0.0%	0.0%	0.0%	0.0%	0.0%	0.0%	0.0%	0.0%
Environmental sustainability	10.0%	0.0%	2.7%	0.0%	2.0%	0.0%	0.0%	14.3%	0.0%	0.0%	0.0%
Disaster management	0.0%	0.0%	0.0%	0.0%	0.0%	0.0%	0.0%	0.0%	0.0%	0.0%	0.0%
Health	30.0%	0.0%	13.5%	20.0%	21.6%	20.0%	11.1%	14.3%	15.8%	16.7%	7.1%
Agricultural development	0.0%	0.0%	5.4%	0.0%	5.9%	0.0%	0.0%	0.0%	0.0%	0.0%	0.0%
Job creation/employment	10.0%	0.0%	21.6%	40.0%	19.6%	13.3%	37.0%	14.3%	36.8%	0.0%	7.1%
Financial markets	0.0%	0.0%	0.0%	0.0%	0.0%	0.0%	3.7%	0.0%	0.0%	0.0%	0.0%
Trade and exports	0.0%	0.0%	2.7%	0.0%	0.0%	0.0%	3.7%	14.3%	0.0%	0.0%	0.0%
Water and sanitation	10.0%	0.0%	13.5%	0.0%	3.9%	0.0%	0.0%	28.6%	5.3%	0.0%	0.0%

\*Significantly different between stakeholder groups

**A. General Issues facing Brazil (continued)**

Economic growth can be driven by a number of factors. Which THREE areas below do you believe would contribute most to generating economic growth in Brazil at the federal, state, and/or municipal level? (Choose no more than THREE)

Percentage of Respondents (Responses Combined)	Office of President/Prime Minister/Minister	Office of Parliamentarian	Employee of a Ministry/ Ministerial Dep/ Implementation Agency	PMU/Consultant/ Contractor on Bank project	State Gov.	Municipal Gov.	Private Sector/ Financial Sector/ Private Bank	CSO	Media	Academia/ Research institute/ Think tank	Other
Global/regional integration	20.0%	20.0%	13.5%	20.0%	17.6%	20.0%	14.8%	42.9%	15.8%	0.0%	7.1%
Gender equity*	0.0%	40.0%	5.4%	0.0%	0.0%	0.0%	0.0%	0.0%	0.0%	0.0%	0.0%
Equality of opportunity	0.0%	20.0%	13.5%	0.0%	9.8%	6.7%	0.0%	0.0%	0.0%	0.0%	7.1%
Social protection	10.0%	20.0%	13.5%	0.0%	2.0%	0.0%	0.0%	0.0%	5.3%	0.0%	0.0%
Energy	10.0%	0.0%	10.8%	20.0%	7.8%	0.0%	3.7%	0.0%	5.3%	16.7%	7.1%
Climate change	0.0%	0.0%	0.0%	0.0%	0.0%	0.0%	0.0%	0.0%	0.0%	0.0%	0.0%
Anti corruption	10.0%	20.0%	16.2%	0.0%	21.6%	13.3%	48.1%	14.3%	21.1%	16.7%	42.9%
Disaster management	0.0%	0.0%	0.0%	0.0%	0.0%	0.0%	0.0%	0.0%	0.0%	0.0%	0.0%
Rural development	10.0%	20.0%	13.5%	20.0%	13.7%	0.0%	3.7%	14.3%	0.0%	16.7%	7.1%
Foreign direct investment	10.0%	0.0%	5.4%	0.0%	5.9%	13.3%	11.1%	14.3%	10.5%	16.7%	0.0%
Urban development*	0.0%	0.0%	8.1%	40.0%	5.9%	0.0%	0.0%	0.0%	10.5%	0.0%	0.0%
Water and sanitation	0.0%	0.0%	5.4%	0.0%	0.0%	6.7%	0.0%	0.0%	0.0%	0.0%	0.0%
Education	20.0%	40.0%	40.5%	40.0%	37.3%	33.3%	48.1%	28.6%	31.6%	50.0%	42.9%
Information and communications technology*	0.0%	0.0%	5.4%	0.0%	3.9%	6.7%	3.7%	28.6%	15.8%	33.3%	0.0%
Regulatory framework	0.0%	0.0%	0.0%	0.0%	11.8%	13.3%	0.0%	0.0%	5.3%	0.0%	0.0%
Communicable/non- communicable diseases	0.0%	0.0%	2.7%	0.0%	0.0%	0.0%	0.0%	0.0%	0.0%	0.0%	0.0%
Trade and exports	20.0%	20.0%	21.6%	20.0%	11.8%	13.3%	22.2%	14.3%	31.6%	33.3%	28.6%
Public sector governance/ reform	50.0%	60.0%	18.9%	0.0%	52.9%	46.7%	44.4%	42.9%	42.1%	33.3%	42.9%
Domestic private sector development	10.0%	0.0%	21.6%	20.0%	11.8%	13.3%	11.1%	0.0%	5.3%	33.3%	21.4%
Job creation/employment	10.0%	0.0%	13.5%	20.0%	9.8%	13.3%	18.5%	28.6%	21.1%	0.0%	7.1%
Agricultural development	0.0%	0.0%	2.7%	0.0%	11.8%	6.7%	11.1%	0.0%	5.3%	0.0%	0.0%
Food security	0.0%	0.0%	0.0%	0.0%	3.9%	0.0%	0.0%	0.0%	0.0%	0.0%	0.0%
Transport	40.0%	0.0%	24.3%	40.0%	15.7%	13.3%	22.2%	28.6%	10.5%	0.0%	21.4%
Natural resource management	10.0%	0.0%	2.7%	0.0%	3.9%	6.7%	11.1%	14.3%	21.1%	16.7%	14.3%
Environmental sustainability	20.0%	0.0%	5.4%	0.0%	0.0%	6.7%	0.0%	0.0%	0.0%	0.0%	0.0%
Health	10.0%	0.0%	2.7%	0.0%	3.9%	6.7%	7.4%	14.3%	0.0%	0.0%	0.0%
Basic infrastructure	40.0%	20.0%	24.3%	40.0%	27.5%	40.0%	11.1%	0.0%	31.6%	33.3%	28.6%
Law and justice	0.0%	0.0%	2.7%	0.0%	0.0%	6.7%	0.0%	0.0%	5.3%	0.0%	0.0%
Crime and violence	0.0%	0.0%	2.7%	0.0%	0.0%	0.0%	0.0%	0.0%	5.3%	0.0%	0.0%
Financial markets	0.0%	20.0%	0.0%	0.0%	3.9%	6.7%	0.0%	14.3%	0.0%	0.0%	0.0%

\*Significantly different between stakeholder groups

**A. General Issues facing Brazil (continued)**

When thinking about the idea of “shared prosperity” in your country, which of the following TWO best illustrate how this would be achieved in Brazil at the federal, state, and/or municipal level?

(Choose no more than TWO)

Percentage of Respondents (Responses Combined)	Office of President/Prime Minister/Minister	Office of Parliamentarian	Employee of a Ministry/ Ministerial Dep/ Implementation Agency	PMU/Consultant/ Contractor on Bank project	State Gov.	Municipal Gov.	Private Sector/ Financial Sector/ Private Bank	CSO	Media	Academia/ Research institute/ Think tank	Other
Better employment opportunities for young people	20.0%	20.0%	13.5%	20.0%	17.6%	13.3%	3.7%	14.3%	21.1%	16.7%	0.0%
Better employment opportunities for women*	0.0%	20.0%	2.7%	0.0%	0.0%	0.0%	0.0%	0.0%	0.0%	0.0%	0.0%
Greater access to micro-finance for the poor	0.0%	0.0%	5.4%	0.0%	5.9%	0.0%	3.7%	14.3%	5.3%	0.0%	0.0%
Greater voice and participation for citizens to help ensure greater accountability	0.0%	0.0%	13.5%	0.0%	9.8%	0.0%	22.2%	28.6%	10.5%	16.7%	35.7%
Greater access to health and nutrition for citizens	20.0%	0.0%	16.2%	0.0%	13.7%	13.3%	25.9%	14.3%	15.8%	0.0%	0.0%
Better entrepreneurial opportunities	0.0%	0.0%	5.4%	20.0%	5.9%	13.3%	14.8%	14.3%	10.5%	33.3%	0.0%
A growing middle class	10.0%	0.0%	5.4%	0.0%	0.0%	6.7%	3.7%	14.3%	0.0%	0.0%	7.1%
Better opportunity for the poor who live in rural areas	0.0%	20.0%	10.8%	20.0%	7.8%	0.0%	0.0%	0.0%	0.0%	0.0%	7.1%
Better opportunity for the poor who live in urban areas	0.0%	20.0%	8.1%	0.0%	5.9%	0.0%	0.0%	0.0%	0.0%	16.7%	0.0%
Consistent economic growth	20.0%	40.0%	32.4%	60.0%	27.5%	60.0%	22.2%	14.3%	36.8%	16.7%	35.7%
More effective risk management	0.0%	0.0%	0.0%	0.0%	2.0%	0.0%	0.0%	0.0%	5.3%	16.7%	0.0%
Greater equity of fiscal policy	30.0%	20.0%	13.5%	0.0%	15.7%	6.7%	11.1%	28.6%	5.3%	33.3%	21.4%
Education and training that better ensure job opportunity	40.0%	40.0%	59.5%	60.0%	62.7%	46.7%	59.3%	57.1%	57.9%	33.3%	57.1%
Better quality public services	40.0%	20.0%	13.5%	20.0%	17.6%	33.3%	25.9%	0.0%	26.3%	16.7%	28.6%
Other*	20.0%	0.0%	0.0%	0.0%	0.0%	0.0%	3.7%	0.0%	0.0%	0.0%	7.1%

\*Significantly different between stakeholder groups

## B. Overall Attitudes toward the World Bank

How familiar are you with the work of these organizations in Brazil at the federal, state, and/or municipal level? (1-Not familiar at all, 10-Extremely familiar)

	Which of the following best describes your current position?																																
	Office of President/ Prime Minister/ Minister			Office of Parliamentarian			Employee of a Ministry/ Ministerial Department/ Implementation Agency			PMU/ Consultant/ Contractor on Bank project			State Government			Municipal Government			Private Sector/ Financial Sector/ Private Bank			CSO			Media			Academia/ Research institute/ Think tank			Other		
	N	Mean	SD	N	Mean	SD	N	Mean	SD	N	Mean	SD	N	Mean	SD	N	Mean	SD	N	Mean	SD	N	Mean	SD	N	Mean	SD	N	Mean	SD	N	Mean	SD
World Bank (WB/BM)*	9	6.78	2.39	5	5.00	2.35	35	6.20	2.45	5	7.60	1.52	50	6.08	2.29	15	6.67	2.47	27	4.44	2.79	7	6.29	2.43	19	6.68	2.14	6	5.67	3.56	11	3.91	2.95
Inter-American Development Bank (IDB/BID)*	10	7.00	1.56	5	4.80	2.28	35	5.91	2.42	5	5.80	3.27	48	6.06	1.81	15	6.67	1.91	27	4.78	2.72	7	5.57	1.99	19	5.79	2.32	6	5.33	3.14	12	3.83	2.76
Latin American Development Bank (CAF)	8	3.00	2.67	4	3.75	2.22	30	3.20	2.47	5	4.40	3.44	43	3.51	2.38	13	4.00	2.12	25	2.72	2.13	6	4.67	2.42	16	3.31	2.27	6	4.00	2.97	10	2.40	2.50
International Finance Corporation (IFC)	8	2.75	2.55	5	2.60	2.07	33	2.70	2.04	4	3.00	2.31	46	2.61	1.95	13	4.46	2.93	25	2.92	2.53	5	6.00	1.87	17	3.24	1.86	6	3.83	2.71	10	2.70	2.63

\*Significantly different between stakeholder groups

Do you believe the World Bank Group works mostly in Brazil at the:\* (Please mark only ONE response)

Percentage of Respondents	Office of President/Prime Minister/Minister	Office of Parliamentarian	Employee of a Ministry/ Ministerial Dep/ Implementation Agency	PMU/Consultant/ Contractor on Bank project	State Gov.	Municipal Gov.	Private Sector/ Financial Sector/ Private Bank	CSO	Media	Academia/ Research institute/ Think tank	Other
Federal level	90.0%	100.0%	73.0%	80.0%	50.0%	40.0%	53.8%	57.1%	31.6%	50.0%	35.7%
State level	10.0%	0.0%	18.9%	20.0%	46.0%	53.3%	26.9%	28.6%	57.9%	33.3%	35.7%
Municipal level	0.0%	0.0%	0.0%	0.0%	0.0%	6.7%	0.0%	0.0%	10.5%	0.0%	0.0%
Don't know	0.0%	0.0%	8.1%	0.0%	2.0%	0.0%	15.4%	14.3%	0.0%	16.7%	21.4%
Prefer not to answer	0.0%	0.0%	0.0%	0.0%	2.0%	0.0%	3.8%	0.0%	0.0%	0.0%	7.1%

\*Significantly different between stakeholder groups

Overall, please rate your impression of the effectiveness of these organizations in Brazil at the federal, state, and/or municipal level. (1-Not effective at all, 10-Extremely effective)

	Which of the following best describes your current position?																																
	Office of President/ Prime Minister/ Minister			Office of Parliamentarian			Employee of a Ministry/ Ministerial Dep/ Implementation Agency			PMU/ Consultant/ Contractor on Bank project			State Government			Municipal Government			Private Sector/ Financial Sector/ Private Bank			CSO			Media			Academia/ Research institute/ Think tank			Other		
	N	Mean	SD	N	Mean	SD	N	Mean	SD	N	Mean	SD	N	Mean	SD	N	Mean	SD	N	Mean	SD	N	Mean	SD	N	Mean	SD	N	Mean	SD	N	Mean	SD
World Bank (WB/BM)	8	6.38	1.06	4	6.00	1.15	30	6.27	2.10	4	6.75	1.71	48	6.85	1.97	15	7.13	1.55	19	5.42	2.65	6	6.83	3.06	15	6.40	2.35	6	5.00	2.00	8	6.00	2.83
Inter-American Development Bank (IDB/BID)	9	7.00	1.12	4	5.75	1.50	29	6.31	1.98	3	7.33	1.53	47	6.70	2.01	14	7.21	1.31	19	5.74	2.56	6	6.00	2.83	14	6.50	2.47	6	5.67	2.34	7	5.29	2.87
Latin American Development Bank (CAF)	2	4.50	.71	4	3.75	2.22	11	4.45	2.30	3	4.67	2.08	23	4.78	2.30	7	6.00	3.00	14	4.07	2.46	5	6.00	3.39	10	4.60	2.41	4	4.25	2.22	4	4.50	3.11
International Finance Corporation (IFC)	2	4.50	.71	4	3.75	2.22	10	4.70	2.63	2	4.50	2.12	22	4.55	2.44	8	6.63	2.92	16	4.00	2.28	5	5.80	3.11	9	4.33	2.74	4	4.25	2.22	5	3.00	2.92



**B. Overall Attitudes toward the World Bank (continued)**

Currently, which of the following organizations do you work with the most in Brazil at the federal, state, and/or municipal level?\* (Please mark only ONE response)

Percentage of Respondents	Office of President/Prime Minister/Minister	Office of Parliamentarian	Employee of a Ministry/ Ministerial Dep/ Implementation Agency	PMU/Consultant/ Contractor on Bank project	State Gov.	Municipal Gov.	Private Sector/ Financial Sector/ Private Bank	CSO	Media	Academia/ Research institute/ Think tank	Other
World Bank	10.0%	20.0%	24.3%	80.0%	46.0%	46.7%	11.5%	42.9%	26.3%	16.7%	23.1%
Inter-American Development Bank	40.0%	0.0%	10.8%	20.0%	32.0%	20.0%	19.2%	0.0%	21.1%	16.7%	7.7%
Latin American Development Bank	0.0%	20.0%	0.0%	0.0%	0.0%	0.0%	0.0%	0.0%	0.0%	0.0%	0.0%
International Finance Corporation	0.0%	0.0%	0.0%	0.0%	0.0%	6.7%	3.8%	0.0%	0.0%	0.0%	7.7%
I don't collaborate/work with any of them	50.0%	60.0%	64.9%	0.0%	22.0%	26.7%	65.4%	57.1%	52.6%	66.7%	61.5%

\*Significantly different between stakeholder groups

	Which of the following best describes your current position?																							
	Office of President/ Prime Minister/ Minister			Office of Parliamentarian			Employee of a Ministry/ Ministerial Dep/ Implementation Agency			PMU/ Consultant/ Contractor on Bank project			State Government			Municipal Government			Private Sector/ Financial Sector/ Private Bank			CSO		
	N	Mean	SD	N	Mean	SD	N	Mean	SD	N	Mean	SD	N	Mean	SD	N	Mean	SD	N	Mean	SD	N	Mean	SD
To what extent do you believe the World Bank Group's staff is well prepared to help solve its most complicated development challenges at the federal, state, and/or municipal level?	9	6.67	1.12	3	7.67	.58	30	7.03	1.75	4	6.75	.96	48	7.48	1.65	14	7.93	1.33	18	6.67	2.20	6	8.17	1.17

(1-To no degree at all, 10-To a very significant degree)

When thinking about the way in which the the World Bank Group works in different sectoral areas in Brazil, which of the following best represents your view of how the World Bank Group can be most effective at the federal, state, and/or municipal level?\* (Please mark only ONE response)

Percentage of Respondents	Office of President/Prime Minister/Minister	Office of Parliamentarian	Employee of a Ministry/ Ministerial Dep/ Implementation Agency	PMU/Consultant/ Contractor on Bank project	State Gov.	Municipal Gov.	Private Sector/ Financial Sector/ Private Bank	CSO	Media	Academia/ Research institute/ Think tank	Other
The World Bank Group is most effective when it works in one sector at a time	10.0%	0.0%	8.1%	40.0%	12.0%	6.7%	11.5%	14.3%	5.3%	0.0%	0.0%
The World Bank Group is most effective when it works multi-sectorally	0.0%	60.0%	10.8%	40.0%	22.0%	6.7%	19.2%	28.6%	10.5%	0.0%	0.0%
A combination of approaches is most effective depending on the particular challenge	80.0%	20.0%	62.2%	0.0%	60.0%	73.3%	34.6%	42.9%	68.4%	83.3%	46.2%
Don't know	10.0%	20.0%	18.9%	20.0%	6.0%	13.3%	34.6%	14.3%	15.8%	16.7%	53.8%

\*Significantly different between stakeholder groups

**B. Overall Attitudes toward the World Bank (continued)**

When thinking about how the World Bank Group can have the most impact on development results in Brazil at the federal, state, and/or municipal level, in which sectoral areas do you believe the World Bank Group should focus most of its attention and resources in Brazil? (Choose no more than THREE)

Percentage of Respondents (Responses Combined)	Office of President/Prime Minister/Minister	Office of Parliamentarian	Employee of a Ministry/ Ministerial Dep/ Implementation Agency	PMU/Consultant/ Contractor on Bank project	State Gov.	Municipal Gov.	Private Sector/ Financial Sector/ Private Bank	CSO	Media	Academia/ Research institute/ Think tank	Other
Basic infrastructure	50.0%	40.0%	37.8%	40.0%	39.2%	40.0%	40.7%	28.6%	52.6%	66.7%	28.6%
Public sector governance/ reform	30.0%	40.0%	16.2%	20.0%	37.3%	60.0%	22.2%	28.6%	15.8%	33.3%	28.6%
Transport	20.0%	40.0%	21.6%	20.0%	23.5%	13.3%	29.6%	57.1%	21.1%	0.0%	21.4%
Poverty reduction	10.0%	60.0%	29.7%	20.0%	13.7%	6.7%	14.8%	14.3%	21.1%	50.0%	7.1%
Global/regional integration	20.0%	0.0%	8.1%	0.0%	2.0%	6.7%	11.1%	14.3%	0.0%	0.0%	0.0%
Gender equity*	0.0%	20.0%	2.7%	0.0%	0.0%	0.0%	0.0%	0.0%	0.0%	0.0%	0.0%
Crime and violence	0.0%	0.0%	0.0%	0.0%	3.9%	6.7%	3.7%	0.0%	10.5%	0.0%	21.4%
Domestic private sector development*	0.0%	0.0%	2.7%	20.0%	0.0%	0.0%	3.7%	0.0%	5.3%	0.0%	21.4%
Rural development	0.0%	20.0%	5.4%	20.0%	13.7%	0.0%	0.0%	0.0%	0.0%	16.7%	7.1%
Foreign direct investment	0.0%	0.0%	0.0%	0.0%	0.0%	0.0%	3.7%	0.0%	0.0%	0.0%	0.0%
Water and sanitation	20.0%	0.0%	18.9%	0.0%	5.9%	20.0%	7.4%	0.0%	10.5%	0.0%	14.3%
Energy	10.0%	0.0%	5.4%	0.0%	3.9%	0.0%	3.7%	0.0%	10.5%	16.7%	0.0%
Job creation/employment	10.0%	0.0%	2.7%	20.0%	5.9%	0.0%	3.7%	28.6%	5.3%	0.0%	7.1%
Financial markets	0.0%	0.0%	2.7%	0.0%	0.0%	0.0%	0.0%	0.0%	0.0%	0.0%	7.1%
Urban development*	0.0%	0.0%	5.4%	40.0%	5.9%	26.7%	3.7%	0.0%	15.8%	0.0%	0.0%
Environmental sustainability	10.0%	0.0%	5.4%	20.0%	7.8%	0.0%	3.7%	14.3%	0.0%	16.7%	7.1%
Equality of opportunity*	30.0%	0.0%	2.7%	0.0%	5.9%	0.0%	0.0%	0.0%	10.5%	16.7%	0.0%
Health	20.0%	0.0%	32.4%	0.0%	37.3%	33.3%	40.7%	14.3%	21.1%	0.0%	21.4%
Education	30.0%	40.0%	35.1%	40.0%	60.8%	46.7%	51.9%	28.6%	52.6%	50.0%	64.3%
Food security	0.0%	0.0%	0.0%	0.0%	7.8%	0.0%	0.0%	14.3%	0.0%	0.0%	0.0%
Climate change	0.0%	0.0%	0.0%	0.0%	0.0%	0.0%	0.0%	0.0%	0.0%	0.0%	0.0%
Agricultural development	0.0%	0.0%	8.1%	0.0%	2.0%	0.0%	7.4%	14.3%	0.0%	0.0%	0.0%
Trade and exports	0.0%	0.0%	0.0%	0.0%	0.0%	0.0%	3.7%	14.3%	0.0%	16.7%	7.1%
Economic growth	10.0%	40.0%	13.5%	20.0%	5.9%	0.0%	3.7%	14.3%	5.3%	0.0%	7.1%
Law and justice	0.0%	0.0%	0.0%	0.0%	0.0%	6.7%	0.0%	0.0%	0.0%	0.0%	0.0%
Regulatory framework*	0.0%	0.0%	5.4%	0.0%	0.0%	20.0%	0.0%	0.0%	0.0%	0.0%	0.0%
Communicable/non- communicable diseases	0.0%	0.0%	0.0%	0.0%	0.0%	0.0%	0.0%	0.0%	0.0%	0.0%	0.0%
Social protection	0.0%	0.0%	5.4%	0.0%	0.0%	0.0%	0.0%	0.0%	0.0%	0.0%	0.0%
Natural resource management	0.0%	0.0%	2.7%	0.0%	0.0%	0.0%	0.0%	0.0%	10.5%	0.0%	0.0%
Anti corruption	10.0%	0.0%	5.4%	0.0%	7.8%	0.0%	11.1%	0.0%	10.5%	16.7%	28.6%
Information and communications technology	0.0%	0.0%	8.1%	0.0%	3.9%	0.0%	3.7%	14.3%	5.3%	0.0%	0.0%
Disaster management	0.0%	0.0%	0.0%	0.0%	0.0%	0.0%	0.0%	0.0%	5.3%	0.0%	0.0%

\*Significantly different between stakeholder groups

**B. Overall Attitudes toward the World Bank (continued)**

When thinking about the World Bank Group's role, which activity do you believe is of greatest VALUE and which activity is of second greatest value in Brazil at the federal, state, and/or municipal level?

Greatest Value Percentage of Respondents	Office of President/Prime Minister/Minister	Office of Parliamentarian	Employee of a Ministry/ Ministerial Dep/ Implementation Agency	PMU/Consultant/ Contractor on Bank project	State Gov.	Municipal Gov.	Private Sector/ Financial Sector/ Private Bank	CSO	Media	Academia/ Research institute/ Think tank	Other
Linkage to non-Bank expertise	0.0%	20.0%	0.0%	20.0%	7.8%	0.0%	3.7%	0.0%	0.0%	0.0%	0.0%
Financial resources: policy based lending / budget support to the Government	20.0%	20.0%	18.9%	40.0%	52.9%	20.0%	29.6%	14.3%	42.1%	16.7%	35.7%
Mobilizing third party financial resources	0.0%	0.0%	0.0%	0.0%	2.0%	0.0%	0.0%	0.0%	10.5%	0.0%	0.0%
Technical assistance	20.0%	20.0%	21.6%	20.0%	3.9%	26.7%	3.7%	0.0%	15.8%	16.7%	7.1%
International knowledge exchange	0.0%	0.0%	18.9%	0.0%	3.9%	26.7%	7.4%	28.6%	5.3%	16.7%	7.1%
Policy advice	0.0%	0.0%	2.7%	0.0%	3.9%	0.0%	3.7%	0.0%	0.0%	0.0%	0.0%
Data	0.0%	0.0%	2.7%	0.0%	2.0%	0.0%	0.0%	0.0%	0.0%	0.0%	0.0%
Training/capacity building	10.0%	0.0%	2.7%	0.0%	11.8%	6.7%	14.8%	28.6%	5.3%	0.0%	21.4%
Studies/analyses	20.0%	20.0%	10.8%	0.0%	2.0%	0.0%	7.4%	14.3%	5.3%	16.7%	7.1%
Convening/facilitating	0.0%	0.0%	0.0%	0.0%	0.0%	0.0%	0.0%	0.0%	0.0%	0.0%	0.0%
Financial resources: investment lending	20.0%	20.0%	10.8%	20.0%	7.8%	20.0%	18.5%	14.3%	10.5%	16.7%	21.4%
Other	0.0%	0.0%	2.7%	0.0%	0.0%	0.0%	3.7%	0.0%	0.0%	16.7%	0.0%

2 <sup>nd</sup> Greatest Value Percentage of Respondents	Office of President/Prime Minister/Minister	Office of Parliamentarian	Employee of a Ministry/ Ministerial Dep/ Implementation Agency	PMU/Consultant/ Contractor on Bank project	State Gov.	Municipal Gov.	Private Sector/ Financial Sector/ Private Bank	CSO	Media	Academia/ Research institute/ Think tank	Other
Linkage to non-Bank expertise	10.0%	0.0%	2.7%	0.0%	0.0%	0.0%	3.7%	0.0%	0.0%	0.0%	7.1%
Financial resources: policy based lending / budget support to the Government	10.0%	20.0%	16.2%	20.0%	9.8%	13.3%	11.1%	28.6%	31.6%	0.0%	14.3%
Mobilizing third party financial resources*	0.0%	40.0%	2.7%	0.0%	3.9%	0.0%	11.1%	14.3%	10.5%	0.0%	0.0%
Technical assistance	10.0%	0.0%	10.8%	0.0%	15.7%	20.0%	7.4%	0.0%	15.8%	0.0%	7.1%
International knowledge exchange	20.0%	0.0%	16.2%	40.0%	9.8%	13.3%	18.5%	0.0%	5.3%	50.0%	7.1%
Policy advice	10.0%	20.0%	2.7%	0.0%	3.9%	0.0%	7.4%	0.0%	0.0%	0.0%	0.0%
Data	0.0%	0.0%	2.7%	0.0%	2.0%	0.0%	0.0%	0.0%	5.3%	0.0%	7.1%
Training/capacity building	10.0%	0.0%	16.2%	0.0%	13.7%	13.3%	7.4%	0.0%	5.3%	16.7%	28.6%
Studies/analyses	30.0%	0.0%	10.8%	20.0%	13.7%	13.3%	3.7%	28.6%	5.3%	33.3%	21.4%
Convening/facilitating	0.0%	0.0%	0.0%	0.0%	2.0%	0.0%	0.0%	0.0%	0.0%	0.0%	0.0%
Financial resources: investment lending	0.0%	20.0%	8.1%	20.0%	23.5%	26.7%	18.5%	28.6%	21.1%	0.0%	7.1%
Other	0.0%	0.0%	5.4%	0.0%	0.0%	0.0%	3.7%	0.0%	0.0%	0.0%	0.0%

\*Significantly different between stakeholder groups

**B. Overall Attitudes toward the World Bank (continued)**

Which of the following do you identify as the World Bank Group's greatest WEAKNESSES in its work in Brazil at the federal, state, and/or municipal level? (Choose no more than TWO)

Percentage of Respondents (Responses Combined)	Office of President/Prime Minister/Minister	Office of Parliamentarian	Employee of a Ministry/ Ministerial Dep/ Implementation Agency	PMU/Consultant/ Contractor on Bank project	State Gov.	Municipal Gov.	Private Sector/ Financial Sector/ Private Bank	CSO	Media	Academia/ Research institute/ Think tank	Other
Not aligned with country priorities	0.0%	40.0%	16.2%	0.0%	5.9%	6.7%	3.7%	14.3%	5.3%	0.0%	14.3%
Not exploring alternative policy options	20.0%	20.0%	2.7%	0.0%	9.8%	0.0%	7.4%	0.0%	10.5%	0.0%	0.0%
Not adequately sensitive to political/social realities in Brazil at the federal, state, and/or municipal level	20.0%	20.0%	18.9%	20.0%	17.6%	0.0%	22.2%	14.3%	10.5%	0.0%	0.0%
Not enough public disclosure of its work	30.0%	20.0%	32.4%	40.0%	33.3%	33.3%	51.9%	42.9%	26.3%	66.7%	35.7%
Arrogant in its approach	20.0%	0.0%	10.8%	0.0%	3.9%	0.0%	0.0%	0.0%	0.0%	0.0%	0.0%
Staff too inaccessible*	10.0%	0.0%	0.0%	0.0%	3.9%	0.0%	0.0%	28.6%	5.3%	0.0%	14.3%
The credibility of its knowledge/data	0.0%	0.0%	0.0%	0.0%	0.0%	0.0%	0.0%	0.0%	5.3%	0.0%	0.0%
Not willing to honestly criticize policies and reform efforts in the country	0.0%	20.0%	10.8%	0.0%	11.8%	6.7%	11.1%	0.0%	36.8%	0.0%	7.1%
Too influenced by developed countries	30.0%	20.0%	24.3%	20.0%	19.6%	33.3%	18.5%	28.6%	26.3%	16.7%	7.1%
Imposing technocratic solutions without regard to political realities	10.0%	0.0%	18.9%	20.0%	9.8%	13.3%	0.0%	0.0%	5.3%	16.7%	0.0%
World Bank Group processes too slow and complex	20.0%	0.0%	10.8%	40.0%	17.6%	40.0%	14.8%	14.3%	26.3%	0.0%	14.3%
Too bureaucratic in its operational policies and procedures*	10.0%	0.0%	21.6%	40.0%	25.5%	40.0%	0.0%	14.3%	5.3%	16.7%	28.6%
Not aligned with other donors' work	0.0%	0.0%	2.7%	0.0%	0.0%	0.0%	0.0%	0.0%	0.0%	0.0%	0.0%
Not collaborating enough with non-state actors	0.0%	20.0%	0.0%	0.0%	5.9%	0.0%	3.7%	0.0%	5.3%	16.7%	0.0%
Not client focused	0.0%	0.0%	0.0%	0.0%	0.0%	0.0%	0.0%	0.0%	0.0%	0.0%	0.0%
Other	10.0%	20.0%	0.0%	0.0%	5.9%	6.7%	7.4%	0.0%	0.0%	0.0%	21.4%

\*Significantly different between stakeholder groups

Which World Bank Group instruments do you believe are the MOST effective in reducing poverty in Brazil at the federal, state, and/or municipal level? (Choose no more than TWO)

Percentage of Respondents (Responses Combined)	Office of President/Prime Minister/Minister	Office of Parliamentarian	Employee of a Ministry/ Ministerial Dep/ Implementation Agency	PMU/Consultant/ Contractor on Bank project	State Gov.	Municipal Gov.	Private Sector/ Financial Sector/ Private Bank	CSO	Media	Academia/ Research institute/ Think tank	Other
Technical assistance	50.0%	60.0%	56.8%	40.0%	51.0%	53.3%	29.6%	71.4%	63.2%	66.7%	28.6%
Policy based lending / budget support to the Government	30.0%	20.0%	29.7%	40.0%	41.2%	40.0%	22.2%	0.0%	26.3%	33.3%	21.4%
Knowledge products/services	30.0%	40.0%	27.0%	0.0%	9.8%	26.7%	22.2%	0.0%	15.8%	33.3%	14.3%
Investment lending	50.0%	40.0%	35.1%	40.0%	64.7%	33.3%	51.9%	28.6%	52.6%	33.3%	35.7%
Capacity development	30.0%	40.0%	27.0%	40.0%	19.6%	26.7%	22.2%	57.1%	10.5%	16.7%	35.7%
Trust Fund management	0.0%	0.0%	0.0%	0.0%	0.0%	0.0%	0.0%	0.0%	0.0%	0.0%	0.0%
Other*	0.0%	0.0%	0.0%	20.0%	0.0%	0.0%	0.0%	0.0%	0.0%	0.0%	0.0%
Don't know*	0.0%	0.0%	5.4%	0.0%	2.0%	0.0%	22.2%	0.0%	5.3%	0.0%	21.4%

\*Significantly different between stakeholder groups

**B. Overall Attitudes toward the World Bank (continued)**

	Which of the following best describes your current position?																																
	Office of President/ Prime Minister/ Minister			Office of Parliamentarian			Employee of a Ministry/ Ministerial Dep/ Implementation Agency			PMU/ Consultant/ Contractor on Bank project			State Government			Municipal Government			Private Sector/ Financial Sector/ Private Bank			CSO			Media			Academia/ Research institute/ Think tank			Other		
	N	Mean	SD	N	Mean	SD	N	Mean	SD	N	Mean	SD	N	Mean	SD	N	Mean	SD	N	Mean	SD	N	Mean	SD	N	Mean	SD	N	Mean	SD	N	Mean	SD
To what extent do you believe the World Bank Group SHOULD seek to influence the global development agenda as related to global issues?*	10	6.20	2.74	5	8.60	1.14	33	6.36	2.62	5	6.00	2.00	49	6.78	2.17	14	6.64	2.34	24	7.92	1.93	6	8.00	2.68	17	8.29	1.57	6	8.50	1.38	10	6.90	2.85

(1-To no degree at all, 10-To a very significant degree) \*Significantly different between stakeholder groups

**To what extent do you agree with the following statements about the World Bank Group's work in Brazil at the federal, state, and/or municipal level? (1-Strongly disagree, 10-Strongly agree)**

	Which of the following best describes your current position?																																
	Office of President/ Prime Minister/ Minister			Office of Parliamentarian			Employee of a Ministry/ Ministerial Dep/ Implementation Agency			PMU/ Consultant/ Contractor on Bank project			State Government			Municipal Government			Private Sector/ Financial Sector/ Private Bank			CSO			Media			Academia/ Research institute/ Think tank			Other		
	N	Mean	SD	N	Mean	SD	N	Mean	SD	N	Mean	SD	N	Mean	SD	N	Mean	SD	N	Mean	SD	N	Mean	SD	N	Mean	SD	N	Mean	SD	N	Mean	SD
Overall the World Bank Group currently plays a relevant role in development in Brazil at the federal, state, and/or municipal level	8	5.00	1.41	4	6.25	1.50	32	5.78	2.12	5	6.20	2.28	48	6.48	1.96	13	6.31	1.65	19	5.05	1.90	5	6.20	2.95	18	6.67	1.94	6	5.50	2.51	10	6.10	1.60
The World Bank Group's work is aligned with what I consider the development priorities for Brazil at the federal, state, and/or municipal level	9	5.33	1.80	4	5.75	1.89	30	5.53	2.16	4	6.25	2.99	50	5.88	2.05	12	6.42	1.88	18	5.06	2.01	5	6.20	1.92	15	7.00	2.04	6	5.83	2.32	9	6.44	2.19
The World Bank Group supports Brazil to reduce social exclusion	7	5.29	2.29	4	6.25	1.50	30	6.53	2.29	5	7.20	1.92	43	6.40	2.21	11	6.36	2.11	19	5.95	2.01	6	7.83	1.17	16	7.31	1.62	6	6.00	2.61	9	6.44	2.60
The World Bank Group supports programs and strategies that are realistic for Brazil at the federal, state, and/or municipal level	7	6.43	2.23	4	5.50	1.91	31	6.32	2.18	5	6.20	2.59	48	6.19	2.13	10	6.20	2.10	14	5.07	1.82	6	7.83	1.17	18	7.00	2.06	5	5.40	2.70	9	6.22	2.64
The World Bank Group treats clients and stakeholders in Brazil at the federal, state, and/or municipal level with respect	8	7.38	2.56	4	6.00	2.00	30	7.03	2.19	5	7.80	1.79	49	7.18	2.18	13	8.15	2.12	16	6.31	2.52	4	7.75	.50	13	8.92	1.26	6	6.33	2.25	8	7.38	2.26
The World Bank Group is an organization that does not represent a particular ideological perspective in Brazil	7	4.29	3.82	4	7.75	.96	30	4.97	2.89	5	5.20	3.03	43	5.35	2.99	13	6.77	2.71	16	6.81	1.80	6	5.33	3.61	15	6.93	2.58	6	5.83	2.79	8	4.88	2.95
The World Bank Group is an organization that is not overly influenced by any particular country	8	4.38	2.83	4	6.75	1.26	32	4.25	2.23	5	4.40	1.34	43	5.35	2.54	10	5.80	2.39	19	4.42	2.52	5	5.60	1.52	15	6.27	2.94	6	6.00	2.83	6	5.00	1.90
The World Bank Group respects the positions, views and demands of the government of Brazil at the federal, state, and/or municipal level	8	6.38	2.72	4	7.00	.82	32	5.81	2.78	4	7.25	1.26	44	6.50	2.15	12	8.25	1.76	17	6.53	2.45	6	7.17	2.48	14	7.86	1.88	5	5.60	2.19	7	6.86	2.54
The World Bank Group listens and takes into account your views*	8	6.00	2.51	4	7.25	1.26	32	5.78	2.34	5	7.20	1.79	44	6.48	2.01	13	7.31	1.49	16	5.56	2.45	4	7.75	1.50	9	8.56	1.42	5	6.20	2.68	9	6.56	2.51

\*Significantly different between stakeholder groups

**B. Overall Attitudes toward the World Bank (continued)**

	Which of the following best describes your current position?																																
	Office of President/ Prime Minister/ Minister			Office of Parliamentarian			Employee of a Ministry/ Ministerial Dep/ Implementation Agency			PMU/ Consultant/ Contractor on Bank project			State Government			Municipal Government			Private Sector/ Financial Sector/ Private Bank			CSO			Media			Academia/ Research institute/ Think tank			Other		
	N	Mean	SD	N	Mean	SD	N	Mean	SD	N	Mean	SD	N	Mean	SD	N	Mean	SD	N	Mean	SD	N	Mean	SD	N	Mean	SD	N	Mean	SD			
When considering the national development needs in , to what extent does the combination of financial, knowledge and convening services that the World Bank Group currently provides in Brazil meet the national development needs of Brazil at the federal, state, and/or municipal level?	8	6.25	1.49	4	6.75	1.89	26	6.58	1.79	4	6.25	2.06	48	6.83	1.65	13	6.92	1.80	19	5.79	1.87	6	6.67	1.75	14	7.50	1.83	5	5.00	2.55	8	6.00	1.77

(1-To no degree at all, 10-To a very significant degree)

**To what extent is the World Bank Group an effective development partner in Brazil at the federal, state, and/or municipal level? (1-To no degree at all, 10-To a very significant degree)**

	Which of the following best describes your current position?																																
	Office of President/ Prime Minister/ Minister			Office of Parliamentarian			Employee of a Ministry/ Ministerial Dep/ Implementation Agency			PMU/ Consultant/ Contractor on Bank project			State Government			Municipal Government			Private Sector/ Financial Sector/ Private Bank			CSO			Media			Academia/ Research institute/ Think tank			Other		
	N	Mean	SD	N	Mean	SD	N	Mean	SD	N	Mean	SD	N	Mean	SD	N	Mean	SD	N	Mean	SD	N	Mean	SD	N	Mean	SD	N	Mean	SD			
Responsiveness	8	6.00	1.07	4	6.25	1.50	27	6.33	2.20	5	6.40	.89	46	6.59	1.81	13	6.38	1.94	16	5.19	1.97	6	5.50	2.51	13	6.54	1.71	3	6.33	2.52	6	7.00	1.79
Flexibility (in terms of the World Bank Group's products and services)	7	6.00	1.29	4	5.75	1.71	28	5.96	2.08	5	5.80	1.64	47	6.00	2.10	13	6.31	1.75	15	5.53	1.77	6	6.50	2.59	13	6.62	2.02	4	5.00	2.58	7	5.71	1.25
Flexibility (in terms of changing country circumstances)	8	6.25	1.28	4	5.75	1.71	28	6.04	1.73	5	5.20	1.30	42	5.90	2.05	12	6.42	1.31	12	5.42	1.88	6	6.17	2.48	14	6.64	1.55	4	4.50	2.38	5	5.60	1.67
Being inclusive	7	6.14	2.04	4	5.75	1.71	28	6.25	2.12	3	5.67	1.53	45	6.22	2.26	11	6.64	1.50	15	5.93	1.53	5	6.00	3.08	15	6.93	1.71	5	5.20	1.92	7	6.14	1.35
Openness	7	6.43	2.30	4	6.25	1.50	28	6.00	2.04	5	5.40	1.14	45	6.51	2.23	12	7.67	1.67	15	5.53	2.20	5	7.80	1.79	14	7.07	2.20	5	4.60	2.07	5	6.40	1.52
Staff accessibility	7	7.29	2.50	4	5.75	1.71	28	6.32	2.13	5	5.60	.89	47	6.89	2.11	13	7.62	2.06	15	5.73	1.87	6	7.33	1.37	15	6.40	2.61	5	5.20	2.77	6	5.33	3.39
Straightforwardness and honesty	7	7.43	1.72	3	6.67	1.53	27	6.30	2.16	5	6.00	1.58	46	7.00	2.35	13	7.31	1.65	14	5.64	1.65	5	6.60	1.52	12	7.17	1.95	5	5.00	2.24	4	7.50	1.00
Collaboration with groups outside of the Government	6	6.50	1.97	4	6.25	2.06	26	6.19	2.12	4	5.25	1.71	35	6.46	2.06	11	7.27	1.56	15	5.33	2.16	6	6.67	1.97	12	6.58	2.11	5	5.40	2.07	4	6.25	3.30
Collaboration with the Government	8	7.13	2.03	4	6.00	1.83	29	6.76	2.06	5	7.00	1.41	41	7.29	1.89	14	8.07	1.38	16	6.06	1.98	7	6.86	2.91	14	8.14	1.83	4	7.25	1.50	6	7.50	1.87
Collaboration with other donors	4	5.25	1.71	4	6.00	1.83	18	6.00	2.25	1	7.00		23	6.57	1.95	6	6.67	1.86	11	5.91	1.76	5	5.80	1.30	4	6.50	2.52	3	4.67	2.31	4	6.75	2.50
Follow through over time*	7	7.86	2.34	4	6.25	2.06	27	7.70	2.57	5	6.60	2.61	41	8.20	1.45	12	8.75	.87	15	5.73	2.60	7	7.29	1.80	11	7.82	1.83	4	6.75	2.50	7	7.43	2.82

\*Significantly different between stakeholder groups

**B. Overall Attitudes toward the World Bank (continued)**

When World Bank assisted reform efforts fail or are slow to take place, which TWO of the following would you attribute this to? (Choose no more than TWO)

Percentage of Respondents (Responses Combined)	Office of President/Prime Minister/Minister	Office of Parliamentarian	Employee of a Ministry/ Ministerial Dep/ Implementation Agency	PMU/Consultant/ Contractor on Bank project	State Gov.	Municipal Gov.	Private Sector/ Financial Sector/ Private Bank	CSO	Media	Academia/ Research institute/ Think tank	Other
Political pressures and obstacles	10.0%	20.0%	35.1%	40.0%	37.3%	53.3%	25.9%	57.1%	52.6%	16.7%	35.7%
The World Bank Group does not do adequate follow through/follow-up	0.0%	0.0%	2.7%	20.0%	7.8%	0.0%	11.1%	14.3%	10.5%	0.0%	7.1%
There is not an adequate level of citizen/civil society participation	30.0%	40.0%	35.1%	0.0%	29.4%	20.0%	37.0%	42.9%	31.6%	0.0%	35.7%
The Government works inefficiently	30.0%	20.0%	18.9%	20.0%	35.3%	26.7%	44.4%	14.3%	42.1%	83.3%	28.6%
Lack of/inadequate levels of capacity in Government	50.0%	0.0%	18.9%	20.0%	19.6%	40.0%	14.8%	0.0%	15.8%	16.7%	7.1%
The World Bank Group works too slowly	20.0%	20.0%	5.4%	20.0%	17.6%	13.3%	0.0%	0.0%	5.3%	16.7%	0.0%
Reforms are not well thought out in light of country challenges	10.0%	40.0%	16.2%	0.0%	19.6%	20.0%	14.8%	28.6%	5.3%	16.7%	21.4%
The World Bank Group is not sensitive enough to political/social realities on the ground*	10.0%	20.0%	35.1%	20.0%	3.9%	0.0%	7.4%	0.0%	5.3%	33.3%	0.0%
Other*	20.0%	20.0%	2.7%	20.0%	2.0%	0.0%	3.7%	0.0%	0.0%	0.0%	21.4%

\*Significantly different between stakeholder groups

### C. World Bank Effectiveness and Results

How effective do you believe the World Bank Group is in terms of the work it does in the following areas of development in Brazil at the federal, state, and/or municipal level?

(1-Not effective at all, 10-Very effective)

	Which of the following best describes your current position?																																
	Office of President/ Prime Minister/ Minister			Office of Parliamentarian			Employee of a Ministry/ Ministerial Dep/ Implementation Agency			PMU/ Consultant/ Contractor on Bank project			State Government			Municipal Government			Private Sector/ Financial Sector/ Private Bank			CSO			Media			Academia/ Research institute/ Think tank			Other		
	N	Mean	SD	N	Mean	SD	N	Mean	SD	N	Mean	SD	N	Mean	SD	N	Mean	SD	N	Mean	SD	N	Mean	SD	N	Mean	SD	N	Mean	SD	N	Mean	SD
Education	4	5.50	1.73	4	6.25	1.71	25	5.96	1.95	3	5.67	1.53	38	6.61	2.10	9	7.22	1.30	16	4.75	2.29	6	6.83	1.94	12	7.00	1.81	6	5.00	1.41	6	5.67	2.58
Information and communications technology	5	5.60	2.30	4	6.25	1.71	19	6.21	1.58	3	5.00	3.00	32	6.78	2.06	8	7.25	1.39	13	5.08	2.50	6	7.00	1.67	10	6.80	2.04	6	5.33	1.63	5	4.80	2.59
Transport*	4	5.00	2.00	4	5.50	2.08	17	5.59	1.84	3	7.33	1.53	38	6.76	2.19	6	6.00	1.90	16	4.63	2.45	7	6.71	1.50	12	6.75	1.76	4	6.00	1.41	6	5.00	2.10
Crime and violence	2	4.00	0.00	4	5.50	2.08	19	4.53	2.37	3	4.33	1.53	29	5.14	2.00	4	4.25	2.63	12	3.92	2.27	6	5.17	2.40	13	4.85	2.51	5	4.40	2.07	5	4.80	2.28
Law and justice	2	3.50	.71	4	5.50	2.08	16	4.44	2.00	3	4.67	2.08	22	4.64	2.34	6	4.50	2.07	14	3.64	2.27	6	5.00	2.10	12	5.33	2.42	5	2.80	2.49	6	4.83	2.40
Urban development	4	6.00	2.45	4	6.25	2.36	22	6.18	2.04	4	5.75	1.71	38	7.00	1.77	8	6.25	2.19	15	5.07	2.31	6	6.17	2.93	14	6.57	2.53	5	5.60	1.67	6	6.50	1.38
Environmental sustainability	4	6.00	2.94	4	6.00	2.16	22	6.05	2.08	4	6.00	1.83	34	7.09	2.18	8	6.75	2.25	16	5.38	2.50	6	6.83	1.60	12	7.08	2.07	6	5.33	1.37	5	6.00	1.00
Regulatory framework	2	4.50	.71	4	5.75	2.06	20	5.55	2.24	3	4.00	2.00	29	5.55	2.34	7	6.29	2.36	13	4.08	2.33	5	5.20	2.86	11	5.91	2.84	4	4.50	1.29	4	5.00	.82
Basic infrastructure	4	6.50	2.38	4	6.00	2.16	23	6.09	2.15	4	7.50	1.29	37	7.08	2.01	7	7.14	1.86	15	4.80	2.43	6	6.00	2.19	12	6.83	1.90	4	7.75	1.71	7	6.86	1.77
Communicable/non-communicable diseases*	4	5.50	2.38	3	5.67	2.52	24	6.46	2.23	3	5.33	.58	30	6.87	1.96	6	5.67	3.08	14	4.71	2.52	6	6.67	1.63	10	7.00	1.76	4	3.25	2.63	4	6.75	1.71
Poverty reduction	4	6.00	2.58	4	6.50	1.91	25	6.20	2.10	4	6.00	1.83	36	6.69	1.92	11	6.36	2.54	16	4.69	2.15	5	6.40	3.44	14	6.64	2.34	5	5.00	2.45	7	6.14	2.79
Gender equity	3	5.00	2.65	3	5.67	2.52	18	5.11	2.37	4	5.00	2.94	31	6.48	2.16	7	5.00	2.77	11	4.18	2.32	6	6.17	2.79	10	6.60	2.01	4	4.25	3.20	4	6.50	1.29
Domestic private sector development	2	3.50	.71	4	6.25	2.36	15	4.80	2.04	3	4.33	2.52	27	5.78	1.85	6	4.83	3.13	14	4.36	1.95	6	7.00	1.26	11	5.82	1.66	3	2.67	2.89	4	5.75	2.63
Foreign direct investment	2	3.50	.71	4	6.25	2.36	16	5.94	2.54	3	4.33	2.08	29	6.69	1.97	6	7.17	1.83	14	4.79	2.52	5	6.00	2.65	9	5.89	1.83	4	4.50	3.70	3	5.67	2.52
Water and sanitation*	3	5.67	3.06	3	6.00	2.00	23	5.78	2.00	4	7.50	1.29	35	7.23	1.78	7	6.86	1.68	16	5.19	2.56	6	7.50	1.87	11	6.18	2.32	4	7.75	1.50	5	6.00	2.24
Trade and exports	3	6.33	2.31	4	6.25	2.36	17	5.71	2.39	3	5.00	1.73	30	6.20	2.11	6	6.67	1.86	15	5.53	2.77	6	6.50	2.88	11	5.91	2.51	4	4.75	2.99	2	6.50	.71
Economic growth	2	6.50	2.12	4	6.50	1.91	18	6.56	2.33	3	6.00	1.00	34	6.76	1.94	9	7.44	1.42	14	5.36	2.27	7	7.57	1.81	12	6.08	2.64	4	5.25	3.50	5	5.80	2.59
Energy	3	6.00	1.73	4	6.50	1.91	16	5.31	2.18	3	6.33	.58	33	6.76	1.84	7	8.00	1.29	16	5.81	2.69	4	7.25	1.71	11	6.18	2.27	4	7.75	1.26	3	6.33	.58
Disaster management	2	5.00	0.00	3	6.00	2.00	15	4.87	2.42	4	5.25	2.22	32	5.88	2.51	5	5.20	2.77	13	4.92	2.47	6	5.33	1.75	10	6.20	1.87	4	3.00	2.83	2	6.00	0.00
Public sector governance/ reform*	3	5.33	1.15	4	6.50	1.91	21	5.38	2.16	3	5.33	1.53	39	6.54	2.39	11	7.00	2.83	14	4.29	2.52	6	5.17	2.64	13	5.85	2.54	4	2.50	3.00	6	4.33	2.80
Job creation/employment	4	5.50	2.08	3	5.67	2.52	16	5.25	1.98	2	5.50	.71	32	6.03	1.87	6	6.50	2.51	16	5.13	2.00	6	5.67	1.03	14	5.29	2.70	5	5.20	2.77	5	5.60	2.30
Financial markets	3	5.33	3.21	3	5.67	2.52	16	5.75	1.98	3	4.67	2.08	30	6.40	1.81	7	8.14	1.35	15	5.13	2.29	6	6.50	1.05	13	6.00	3.03	4	4.25	3.30	3	6.67	2.08
Equality of opportunity	5	6.40	2.70	3	5.67	2.52	18	5.33	2.09	4	5.00	2.58	30	6.10	2.26	7	5.71	2.81	14	5.00	2.54	6	6.17	1.94	13	5.08	2.25	4	4.00	3.56	5	5.20	1.92
Health	5	6.60	2.88	4	6.50	1.91	26	6.15	2.22	3	5.67	1.53	38	6.97	2.02	12	6.92	2.27	16	4.63	2.50	6	5.50	2.51	12	5.67	2.42	5	6.40	1.52	5	5.80	3.11
Rural development	4	5.75	2.75	3	5.67	2.52	18	5.11	2.25	3	4.67	2.52	30	6.60	2.06	7	6.43	1.90	15	4.60	2.41	6	6.50	2.88	12	5.92	2.68	4	7.00	.82	4	6.75	2.22
Global/regional integration	3	5.33	3.21	4	6.50	2.65	22	5.82	2.24	3	4.33	2.08	29	6.31	1.93	8	6.88	1.73	15	4.73	1.94	6	6.00	2.97	12	6.58	2.07	4	4.75	4.35	4	6.00	2.16
Food security	4	6.25	3.20	3	5.67	2.52	20	5.20	1.96	3	4.33	2.52	27	6.37	1.96	6	5.33	2.94	15	5.00	2.10	6	5.83	2.71	11	6.36	1.80	4	3.00	3.37	4	6.00	1.41
Anti corruption*	2	3.00	0.00	3	5.67	2.52	18	4.56	2.48	2	7.50	2.12	29	6.00	2.69	4	3.75	3.77	15	3.40	2.26	6	5.33	2.34	13	3.69	1.80	5	3.00	3.08	5	4.40	3.44
Social protection	4	5.75	3.10	3	6.00	2.65	18	5.28	2.89	3	6.00	1.73	30	6.00	2.52	4	4.75	2.63	15	5.27	2.40	6	7.00	1.90	12	4.83	2.37	5	5.00	2.74	4	6.75	1.71
Climate change	2	4.00	1.41	4	7.25	2.87	18	4.28	2.11	4	5.25	2.75	27	6.48	2.15	6	6.00	2.90	12	4.67	2.64	6	7.00	1.67	11	5.55	2.16	4	4.50	2.89	4	6.50	1.29
Agricultural development	4	6.25	2.75	3	6.33	2.89	18	5.17	2.28	4	5.25	2.50	29	6.59	2.16	6	7.00	2.10	16	5.13	2.36	6	6.67	1.63	15	6.07	2.69	4	7.50	.58	6	6.17	1.47
Natural resource management	3	5.67	3.06	4	7.25	2.99	18	5.89	2.03	3	4.67	1.53	26	5.73	2.07	4	8.00	2.45	15	5.20	2.60	5	7.20	1.64	12	5.75	2.49	4	4.00	2.94	3	6.00	1.00

\*Significantly different between stakeholder groups



**C. World Bank Effectiveness and Results (continued)**

	Which of the following best describes your current position?																																
	Office of President/ Prime Minister/ Minister			Office of Parliamentarian			Employee of a Ministry/ Ministerial Dep/ Implementation Agency			PMU/ Consultant/ Contractor on Bank project			State Government			Municipal Government			Private Sector/ Financial Sector/ Private Bank			CSO			Media			Academia/ Research institute/ Think tank			Other		
	N	Mean	SD	N	Mean	SD	N	Mean	SD	N	Mean	SD	N	Mean	SD	N	Mean	SD	N	Mean	SD	N	Mean	SD	N	Mean	SD	N	Mean	SD	N	Mean	SD
To what extent does the World Bank Group's work help to achieve development results in Brazil at the federal, state, and/or municipal level?	8	5.50	1.77	4	7.25	2.22	30	5.93	1.95	4	6.75	2.50	48	6.79	1.86	11	7.27	1.90	20	5.50	1.76	6	6.50	2.59	14	6.64	1.98	6	4.83	2.93	9	6.11	1.45

(1-To no degree at all, 10-To a very significant degree)

**To what extent do you agree with the following statements about the World Bank Group in Brazil at the federal, state, and/or municipal level? (1-Strongly disagree, 10-Strongly agree)**

	Which of the following best describes your current position?																																
	Office of President/ Prime Minister/ Minister			Office of Parliamentarian			Employee of a Ministry/ Ministerial Dep/ Implementation Agency			PMU/ Consultant/ Contractor on Bank project			State Government			Municipal Government			Private Sector/ Financial Sector/ Private Bank			CSO			Media			Academia/ Research institute/ Think tank			Other		
	N	Mean	SD	N	Mean	SD	N	Mean	SD	N	Mean	SD	N	Mean	SD	N	Mean	SD	N	Mean	SD	N	Mean	SD	N	Mean	SD	N	Mean	SD			
The World Bank Group's financial instruments meet the needs of Brazil at the federal, state, and/or municipal level	7	5.29	2.14	4	4.50	3.11	27	5.48	1.63	5	5.80	1.48	50	6.10	2.15	13	6.38	2.26	18	5.67	1.97	7	6.71	2.93	16	6.25	1.88	6	5.67	2.42	8	5.50	1.60
The World Bank Group meets Brazil's needs for knowledge services at the federal, state, and/or municipal level	9	6.22	2.28	4	5.25	3.20	29	5.86	2.08	5	6.40	1.82	46	6.02	2.01	14	7.36	2.24	16	5.44	2.00	6	5.83	2.71	16	6.44	2.45	5	6.80	2.17	7	5.43	1.99

	Which of the following best describes your current position?																																
	Office of President/ Prime Minister/ Minister			Office of Parliamentarian			Employee of a Ministry/ Ministerial Dep/ Implementation Agency			PMU/ Consultant/ Contractor on Bank project			State Government			Municipal Government			Private Sector/ Financial Sector/ Private Bank			CSO			Media			Academia/ Research institute/ Think tank			Other		
	N	Mean	SD	N	Mean	SD	N	Mean	SD	N	Mean	SD	N	Mean	SD	N	Mean	SD	N	Mean	SD	N	Mean	SD	N	Mean	SD	N	Mean	SD			
To what extent do you believe that Brazil receives value for money from the World Bank Group's fee-based products/services at the federal, state, and/or municipal level?	3	5.67	.58	2	6.50	2.12	13	6.54	1.39	2	6.50	2.12	20	6.85	2.25	8	5.88	2.85	4	5.75	2.22	3	4.33	3.06	3	7.67	.58	2	6.00	5.66	3	5.67	1.15

(1-To no degree at all, 10-To a very significant degree)

**D. The World Bank's Knowledge****How frequently do you consult World Bank knowledge work and activities in the work you do?\***

Percentage of Respondents	Office of President/ Prime Minister/ Minister	Office of Parliamentarian	Employee of a Ministry/ Ministerial Dep/ Implementation Agency	PMU/Consultant/ Contractor on Bank project	State Gov.	Municipal Gov.	Private Sector/ Financial Sector/ Private Bank	CSO	Media	Academia/ Research institute/ Think tank	Other
Weekly	10.0%	20.0%	0.0%	20.0%	2.0%	13.3%	0.0%	14.3%	5.3%	0.0%	0.0%
Monthly	20.0%	0.0%	8.1%	20.0%	7.8%	0.0%	7.4%	0.0%	5.3%	16.7%	0.0%
A few times a year	30.0%	40.0%	45.9%	40.0%	51.0%	53.3%	25.9%	42.9%	42.1%	50.0%	28.6%
Rarely	20.0%	20.0%	40.5%	20.0%	31.4%	20.0%	22.2%	28.6%	36.8%	33.3%	21.4%
Never	20.0%	20.0%	5.4%	0.0%	7.8%	13.3%	44.4%	14.3%	10.5%	0.0%	50.0%

\*Significantly different between stakeholder groups

**D. The World Bank's Knowledge (continued)**

When thinking about the development challenges in Brazil at the federal, state, and/or municipal level, where do you believe it would be most valuable for the World Bank Group to focus its knowledge work and activities in the next few years? (Choose no more than THREE)

Percentage of Respondents (Responses Combined)	Office of President/Prime Minister/Minister	Office of Parliamentarian	Employee of a Ministry/ Ministerial Dep/ Implementation Agency	PMU/Consultant/ Contractor on Bank project	State Gov.	Municipal Gov.	Private Sector/ Financial Sector/ Private Bank	CSO	Media	Academia/ Research institute/ Think tank	Other
Crime and violence	10.0%	20.0%	8.1%	20.0%	15.7%	13.3%	11.1%	28.6%	15.8%	0.0%	7.1%
Gender equity	0.0%	20.0%	5.4%	0.0%	0.0%	0.0%	0.0%	0.0%	0.0%	0.0%	0.0%
Domestic private sector development	0.0%	0.0%	5.4%	20.0%	5.9%	0.0%	7.4%	0.0%	5.3%	16.7%	14.3%
Foreign direct investment	0.0%	0.0%	0.0%	0.0%	2.0%	0.0%	0.0%	0.0%	5.3%	0.0%	0.0%
Water and sanitation	10.0%	0.0%	21.6%	20.0%	2.0%	0.0%	11.1%	14.3%	26.3%	16.7%	14.3%
Trade and exports	10.0%	0.0%	0.0%	0.0%	0.0%	0.0%	7.4%	14.3%	0.0%	0.0%	0.0%
Energy	10.0%	0.0%	8.1%	0.0%	2.0%	6.7%	7.4%	0.0%	10.5%	0.0%	7.1%
Disaster management	0.0%	0.0%	2.7%	0.0%	0.0%	0.0%	0.0%	14.3%	0.0%	0.0%	0.0%
Social protection	0.0%	0.0%	2.7%	0.0%	2.0%	0.0%	3.7%	14.3%	0.0%	0.0%	0.0%
Climate change	0.0%	0.0%	2.7%	0.0%	0.0%	0.0%	0.0%	0.0%	0.0%	0.0%	0.0%
Poverty reduction	20.0%	40.0%	24.3%	20.0%	13.7%	13.3%	11.1%	14.3%	5.3%	33.3%	21.4%
Law and justice	0.0%	0.0%	0.0%	0.0%	0.0%	6.7%	0.0%	0.0%	0.0%	0.0%	7.1%
Anti corruption	20.0%	0.0%	5.4%	0.0%	7.8%	0.0%	7.4%	28.6%	5.3%	0.0%	21.4%
Financial markets	0.0%	0.0%	2.7%	0.0%	0.0%	0.0%	0.0%	0.0%	0.0%	0.0%	14.3%
Equality of opportunity	10.0%	0.0%	0.0%	0.0%	2.0%	0.0%	0.0%	14.3%	0.0%	0.0%	7.1%
Urban development	0.0%	20.0%	8.1%	20.0%	9.8%	13.3%	0.0%	14.3%	10.5%	0.0%	0.0%
Public sector governance/ reform*	20.0%	20.0%	18.9%	20.0%	49.0%	66.7%	29.6%	14.3%	42.1%	66.7%	42.9%
Education	40.0%	60.0%	56.8%	40.0%	72.5%	46.7%	59.3%	42.9%	57.9%	50.0%	71.4%
Global/regional integration*	30.0%	20.0%	5.4%	20.0%	0.0%	6.7%	7.4%	0.0%	5.3%	0.0%	0.0%
Information and communications technology	0.0%	20.0%	5.4%	0.0%	3.9%	0.0%	7.4%	0.0%	10.5%	16.7%	0.0%
Transport	20.0%	0.0%	13.5%	0.0%	19.6%	6.7%	18.5%	0.0%	10.5%	0.0%	14.3%
Agricultural development*	0.0%	0.0%	2.7%	40.0%	3.9%	0.0%	3.7%	0.0%	0.0%	0.0%	0.0%
Natural resource management*	0.0%	0.0%	2.7%	0.0%	2.0%	0.0%	0.0%	28.6%	0.0%	0.0%	0.0%
Job creation/employment	20.0%	20.0%	2.7%	20.0%	5.9%	6.7%	7.4%	0.0%	0.0%	16.7%	0.0%
Health	30.0%	0.0%	29.7%	20.0%	37.3%	46.7%	40.7%	14.3%	26.3%	0.0%	14.3%
Economic growth	20.0%	20.0%	5.4%	20.0%	9.8%	6.7%	3.7%	14.3%	10.5%	16.7%	7.1%
Rural development	0.0%	20.0%	2.7%	0.0%	7.8%	0.0%	3.7%	0.0%	0.0%	0.0%	0.0%
Food security	0.0%	0.0%	8.1%	0.0%	2.0%	0.0%	0.0%	14.3%	5.3%	0.0%	0.0%
Environmental sustainability	10.0%	0.0%	5.4%	0.0%	5.9%	6.7%	3.7%	0.0%	10.5%	16.7%	7.1%
Regulatory framework	0.0%	0.0%	5.4%	0.0%	2.0%	6.7%	0.0%	0.0%	5.3%	16.7%	0.0%
Basic infrastructure	20.0%	20.0%	18.9%	20.0%	9.8%	26.7%	11.1%	14.3%	21.1%	33.3%	21.4%
Communicable/non- communicable diseases	0.0%	0.0%	0.0%	0.0%	0.0%	0.0%	0.0%	0.0%	0.0%	0.0%	0.0%

\*Significantly different between stakeholder groups

**D. The World Bank's Knowledge (continued)**

In Brazil, how effective do you believe the World Bank Group's knowledge work and activities: (1-Not effective at all, 10-Very effective)

	Which of the following best describes your current position?																																
	Office of President/ Prime Minister/ Minister			Office of Parliamentarian			Employee of a Ministry/ Ministerial Dep/ Implementation Agency			PMU/ Consultant/ Contractor on Bank project			State Government			Municipal Government			Private Sector/ Financial Sector/ Private Bank			CSO			Media			Academia/ Research institute/ Think tank			Other		
	N	Mean	SD	N	Mean	SD	N	Mean	SD	N	Mean	SD	N	Mean	SD	N	Mean	SD	N	Mean	SD	N	Mean	SD	N	Mean	SD	N	Mean	SD			
Enhancing your knowledge and/or skills	8	5.63	1.85	4	6.50	1.91	32	6.16	2.08	3	5.67	2.08	47	6.53	2.17	14	7.29	2.30	17	5.94	2.30	6	7.00	1.10	13	6.46	2.63	6	5.67	2.34	5	5.00	2.92
Contributing to good policy making	8	5.38	2.20	4	6.75	1.50	32	6.44	2.05	5	5.80	1.79	48	6.65	2.15	14	7.00	2.60	16	6.06	2.17	5	7.40	1.67	14	7.00	2.57	6	6.17	2.48	5	5.00	2.92
Providing support for program implementation	7	5.86	2.27	4	6.75	1.50	33	6.73	2.07	5	6.40	1.67	49	7.12	1.70	13	7.23	2.28	17	5.88	2.00	6	7.83	1.72	13	7.31	2.25	5	7.00	2.92	5	7.80	2.86

In Brazil, to what extent do you believe that the World Bank Group's knowledge work and activities: (1-To no degree at all, 10-To a very significant degree)

	Which of the following best describes your current position?																																
	Office of President/ Prime Minister/ Minister			Office of Parliamentarian			Employee of a Ministry/ Ministerial Dep/ Implementation Agency			PMU/ Consultant/ Contractor on Bank project			State Government			Municipal Government			Private Sector/ Financial Sector/ Private Bank			CSO			Media			Academia/ Research institute/ Think tank			Other		
	N	Mean	SD	N	Mean	SD	N	Mean	SD	N	Mean	SD	N	Mean	SD	N	Mean	SD	N	Mean	SD	N	Mean	SD	N	Mean	SD	N	Mean	SD	N	Mean	SD
Are timely	9	6.22	1.92	4	6.25	2.06	33	6.24	2.15	5	7.60	1.14	46	6.85	2.02	14	7.64	1.34	16	7.13	1.26	7	8.00	1.63	15	7.67	1.80	5	5.80	2.49	7	7.57	1.13
Are relevant to Brazil's development priorities at the federal, state, and/or municipal level	9	6.22	2.17	4	5.75	2.06	33	6.45	2.20	5	7.00	2.00	48	7.00	1.85	14	7.86	1.35	17	6.71	2.20	7	6.71	2.87	16	7.94	1.84	6	5.83	2.32	6	7.67	1.03
Provide feasible recommendations	9	5.78	2.11	4	6.50	1.73	31	6.32	2.18	5	6.80	1.92	48	7.17	1.85	14	7.36	1.65	17	6.29	1.69	5	6.80	1.64	15	7.20	2.01	5	6.40	3.29	7	7.29	1.38
Are accessible	7	6.00	2.24	3	7.33	1.15	31	6.00	2.45	5	6.00	1.58	48	6.77	2.22	13	7.23	1.74	16	5.44	2.19	5	5.60	2.97	14	6.86	2.57	6	5.83	2.86	6	6.50	2.59
Are useful in terms of the work you do	9	5.44	2.74	4	6.50	1.91	33	6.27	2.60	5	7.20	2.28	47	7.04	2.14	13	7.00	1.68	15	5.73	2.19	6	6.67	1.37	15	6.87	2.23	5	6.60	2.79	6	7.17	2.04
Are translated enough into local language	7	4.71	2.14	4	6.50	1.73	30	6.43	1.99	5	5.60	1.52	48	6.85	2.20	13	6.54	2.22	13	6.00	1.91	6	6.33	1.51	15	7.13	2.39	5	6.00	2.83	6	7.00	2.45
Are adaptable to Brazil's specific development challenges and country circumstances at the federal, state, and/or municipal level	9	6.89	2.42	4	7.00	1.15	30	6.70	2.28	5	7.40	1.67	47	7.02	1.87	14	7.57	1.55	15	6.53	1.68	6	6.33	1.21	15	7.33	2.55	4	6.75	3.20	6	6.83	1.72

	Which of the following best describes your current position?																																
	Office of President/ Prime Minister/ Minister			Office of Parliamentarian			Employee of a Ministry/ Ministerial Dep/ Implementation Agency			PMU/ Consultant/ Contractor on Bank project			State Government			Municipal Government			Private Sector/ Financial Sector/ Private Bank			CSO			Media			Academia/ Research institute/ Think tank			Other		
	N	Mean	SD	N	Mean	SD	N	Mean	SD	N	Mean	SD	N	Mean	SD	N	Mean	SD	N	Mean	SD	N	Mean	SD	N	Mean	SD	N	Mean	SD	N	Mean	SD
Overall, how significant a contribution do you believe the World Bank Group's knowledge work and activities make to development results in your country at the federal, state, and/or municipal level?	9	5.44	2.07	4	7.00	2.00	33	6.52	2.09	4	7.00	2.45	48	7.10	1.73	15	7.67	1.40	20	6.45	2.16	6	7.00	2.00	15	7.00	1.65	6	5.67	3.39	9	6.78	.97
Overall, how would you rate the technical quality of the World Bank Group's knowledge work and activities?	8	7.25	1.83	3	7.67	1.53	30	7.47	1.78	5	7.40	1.82	49	7.80	1.54	13	7.92	1.19	17	7.35	2.09	6	7.17	1.72	16	7.94	1.69	6	7.50	2.35	6	8.50	1.05

(1-Not significant at all, 10-Very significant; 1-Very low technical quality, 10-Very high technical quality)

**D. The World Bank's Knowledge (continued)**

Have you read/consulted the most recent LAC Flagship Report: Economic Mobility and the Rise of the Latin American Middle Class?

Percentage of Respondents	Office of President/Prime Minister/Minister	Office of Minister/Minister Parliamentarian	Employee of a Ministry/ Ministerial Dep/ Implementation Agency	PMU/Consultant/ Contractor on Bank project	State Gov.	Municipal Gov.	Private Sector/ Financial Sector/ Private Bank	CSO	Media	Academia/ Research institute/ Think tank	Other
Yes	10.0%	20.0%	25.0%	20.0%	15.7%	0.0%	24.0%	14.3%	21.1%	0.0%	0.0%
No	90.0%	80.0%	75.0%	80.0%	84.3%	100.0%	76.0%	85.7%	78.9%	100.0%	100.0%

	Which of the following best describes your current position?																																
	Office of President/ Prime Minister/ Minister			Office of Parliamentarian			Employee of a Ministry/ Ministerial Dep/ Implementation Agency			PMU/ Consultant/ Contractor on Bank project			State Government			Municipal Government			Private Sector/ Financial Sector/ Private Bank			CSO			Media			Academia/ Research institute/ Think tank			Other		
	N	Mean	SD	N	Mean	SD	N	Mean	SD	N	Mean	SD	N	Mean	SD	N	Mean	SD	N	Mean	SD	N	Mean	SD	N	Mean	SD	N	Mean	SD			
To what extent do you believe this Flagship Report raised substantive new information and insight that you were not aware of prior to reading?	1	8.00		1	5.00		9	7.33	.71	1	6.00		8	7.88	.99	1	5.00		6	6.00	2.76	1	7.00		4	8.50	1.00				1	4.00	
To what extent do you believe this Flagship Report provided you with useful information in terms of the work you do?	1	8.00		1	8.00		9	6.56	2.30	1	6.00		8	7.75	1.04	1	5.00		6	7.00	1.79	1	8.00		4	8.75	1.26				1	5.00	

(1-To no degree at all, 10-To a very significant degree)

**E. Working with the World Bank**

To what extent do you agree/disagree with the following statements? (1-Strongly disagree, 10-Strongly agree)

	Which of the following best describes your current position?																																
	Office of President/ Prime Minister/ Minister			Office of Parliamentarian			Employee of a Ministry/ Ministerial Dep/ Implementation Agency			PMU/ Consultant/ Contractor on Bank project			State Government			Municipal Government			Private Sector/ Financial Sector/ Private Bank			CSO			Media			Academia/ Research institute/ Think tank			Other		
	N	Mean	SD	N	Mean	SD	N	Mean	SD	N	Mean	SD	N	Mean	SD	N	Mean	SD	N	Mean	SD	N	Mean	SD	N	Mean	SD	N	Mean	SD	N	Mean	SD
The World Bank Group disburses funds promptly	8	4.13	1.81	3	7.00	2.65	25	5.40	2.06	5	4.80	2.17	47	5.64	2.45	11	4.82	2.18	14	4.64	1.45	5	5.80	2.28	13	5.54	2.18	4	5.00	2.83	5	5.00	3.00
The World Bank Group effectively monitors and evaluates the projects and programs it supports	8	6.50	2.14	3	7.33	2.08	29	7.45	1.74	5	6.60	1.67	49	7.47	1.77	12	7.58	1.56	14	5.86	2.63	5	7.40	3.13	14	7.43	1.87	5	5.00	2.24	9	6.67	3.12
The World Bank Group's approvals and reviews are done in a timely fashion	7	6.71	1.50	3	7.33	2.08	24	6.96	1.85	5	4.80	1.92	46	6.96	2.11	12	7.25	1.76	11	5.36	1.69	3	6.33	1.15	9	7.56	2.19	4	5.75	2.63	5	6.40	2.61
The World Bank Group's "Safeguard Policy" requirements are reasonable	3	7.67	1.15	3	7.33	2.08	21	6.05	2.31	4	7.00	1.41	41	6.56	2.13	11	6.36	1.43	12	6.08	2.19	4	7.25	1.71	8	6.63	2.45	4	4.75	2.22	4	6.50	2.08
The World Bank Group's conditions on its lending are reasonable	7	5.57	2.76	3	7.33	2.08	26	6.08	2.33	5	7.00	2.00	44	7.00	2.06	12	6.33	1.78	13	5.92	2.36	4	7.25	3.59	15	7.40	2.03	4	5.25	1.71	5	5.60	2.30
Working with the World Bank Group increases Brazil's institutional capacity at the federal, state, and/or municipal level	9	6.67	2.12	3	7.33	2.08	27	6.89	2.15	5	7.80	1.79	48	7.25	1.72	13	7.38	1.45	16	6.19	2.20	5	8.20	2.39	16	7.19	2.61	5	6.40	1.14	9	7.56	1.88
The World Bank Group ensures consistency and continuity through staff changes	5	5.40	2.70	3	7.67	1.53	23	6.43	2.00	4	5.00	.82	43	6.86	2.20	11	6.82	1.40	13	5.54	1.98	5	7.00	2.55	6	6.33	2.34	4	4.25	2.22	6	7.50	2.26
The World Bank Group's teams and visits are well coordinated*	7	7.71	1.89	2	8.50	.71	23	7.17	1.34	5	7.40	1.34	44	7.55	1.90	12	7.58	1.31	12	5.08	2.19	3	8.33	.58	7	6.86	2.19	4	5.25	2.36	7	7.57	2.44
Where country systems are adequate, the World Bank Group makes appropriate use of them	6	7.00	2.53	3	8.00	1.00	24	6.50	2.19	4	7.00	.82	42	6.95	2.08	11	7.18	1.66	14	5.43	1.95	4	7.00	1.41	6	6.33	2.34	4	5.25	2.36	4	6.50	1.29
The World Bank Group provides effective implementation support	8	6.88	2.17	3	7.33	2.08	27	7.33	1.66	5	5.60	2.30	47	7.26	2.05	12	7.33	1.37	13	5.38	1.98	4	8.00	1.83	10	7.00	2.31	4	6.00	3.16	5	6.00	2.74

\*Significantly different between stakeholder groups

**F. Recent Trends and the Future Role Of the World Bank In Brazil**

	Which of the following best describes your current position?																																
	Office of President/ Prime Minister/ Minister			Office of Parliamentarian			Employee of a Ministry/ Ministerial Dep/ Implementation Agency			PMU/ Consultant/ Contractor on Bank project			State Government			Municipal Government			Private Sector/ Financial Sector/ Private Bank			CSO			Media			Academia/ Research institute/ Think tank			Other		
	N	Mean	SD	N	Mean	SD	N	Mean	SD	N	Mean	SD	N	Mean	SD	N	Mean	SD	N	Mean	SD	N	Mean	SD	N	Mean	SD	N	Mean	SD			
In the last three years, to what extent do you believe that the World Bank Group has moved in the right direction in terms of the focus of its work in Brazil at the federal, state, and/or municipal level?*	8	6.00	1.77	4	7.00	.82	28	6.36	1.64	3	5.33	2.08	45	6.96	1.72	14	7.29	1.38	17	5.47	2.32	4	7.00	3.46	14	7.71	1.54	5	6.00	2.45	7	6.86	1.46

(1-To no degree at all, 10-To a very significant degree) \*Significantly different between stakeholder groups

	Which of the following best describes your current position?																																
	Office of President/ Prime Minister/ Minister			Office of Parliamentarian			Employee of a Ministry/ Ministerial Dep/ Implementation Agency			PMU/ Consultant/ Contractor on Bank project			State Government			Municipal Government			Private Sector/ Financial Sector/ Private Bank			CSO			Media			Academia/ Research institute/ Think tank			Other		
	N	Mean	SD	N	Mean	SD	N	Mean	SD	N	Mean	SD	N	Mean	SD	N	Mean	SD	N	Mean	SD	N	Mean	SD	N	Mean	SD	N	Mean	SD			
How significant a role do you believe that international development cooperation SHOULD play in Brazil's development in the near future at the federal, state, and/or municipal level?	10	6.70	2.16	4	7.50	1.29	31	7.61	1.71	5	8.00	1.58	48	7.98	1.12	15	8.33	1.18	20	7.70	1.69	5	8.60	1.14	15	8.73	1.33	5	8.60	1.67	10	8.10	1.85

(1-Not a significant role at all, 10-Very significant role)

	Which of the following best describes your current position?																																
	Office of President/ Prime Minister/ Minister			Office of Parliamentarian			Employee of a Ministry/ Ministerial Dep/ Implementation Agency			PMU/ Consultant/ Contractor on Bank project			State Government			Municipal Government			Private Sector/ Financial Sector/ Private Bank			CSO			Media			Academia/ Research institute/ Think tank			Other		
	N	Mean	SD	N	Mean	SD	N	Mean	SD	N	Mean	SD	N	Mean	SD	N	Mean	SD	N	Mean	SD	N	Mean	SD	N	Mean	SD	N	Mean	SD			
How significant a role do you believe the World Bank Group SHOULD play in Brazil's development in the near future at the federal, state, and/or municipal level?*	10	6.60	1.65	5	8.20	.45	32	7.19	2.21	5	7.20	2.17	51	8.10	1.28	15	8.40	1.18	21	7.52	1.69	6	9.33	.82	17	8.35	1.41	5	7.80	2.17	12	8.83	1.34

(1-Not a significant role at all, 10-Very significant role) \*Significantly different between stakeholder groups

**F. Recent Trends and the Future Role Of the World Bank In Brazil (continued)**

Which of the following SHOULD the World Bank Group do to make itself of greater value in Brazil at the federal, state, and/or municipal level? (Choose no more than TWO)

Percentage of Respondents (Responses Combined)	Office of President/Prime Minister/Minister	Office of Parliamentarian	Employee of a Ministry/ Ministerial Dep/ Implementation Agency	PMU/Consultant/ Contractor on Bank project	State Gov.	Municipal Gov.	Private Sector/ Financial Sector/ Private Bank	CSO	Media	Academia/ Research institute/ Think tank	Other
Improve the quality of its experts as related to Brazil's specific challenges at the federal, state, and/or municipal level	10.0%	20.0%	27.0%	0.0%	27.5%	13.3%	33.3%	28.6%	21.1%	0.0%	14.3%
Reduce the complexity of obtaining World Bank Group financing*	40.0%	40.0%	29.7%	0.0%	54.9%	66.7%	25.9%	0.0%	21.1%	33.3%	28.6%
Focus primarily on advocacy issues	10.0%	0.0%	13.5%	0.0%	0.0%	0.0%	0.0%	14.3%	15.8%	0.0%	7.1%
Increase international knowledge exchange	40.0%	0.0%	32.4%	20.0%	15.7%	33.3%	14.8%	14.3%	10.5%	33.3%	14.3%
Improve the competitiveness of its financing compared to markets	10.0%	0.0%	10.8%	60.0%	17.6%	13.3%	3.7%	28.6%	5.3%	0.0%	14.3%
Reach out more to groups outside of government*	0.0%	40.0%	10.8%	20.0%	2.0%	13.3%	29.6%	14.3%	47.4%	50.0%	21.4%
Increase local implementation training	20.0%	20.0%	18.9%	0.0%	15.7%	13.3%	3.7%	0.0%	15.8%	0.0%	14.3%
Ensure greater selectivity in its work	10.0%	0.0%	2.7%	0.0%	2.0%	0.0%	7.4%	0.0%	5.3%	0.0%	7.1%
Provide more adequate data/knowledge/statistics/figures on Brazil's economy	0.0%	0.0%	10.8%	0.0%	19.6%	13.3%	11.1%	14.3%	5.3%	33.3%	0.0%
Offer more innovative financial products	0.0%	20.0%	8.1%	20.0%	11.8%	13.3%	11.1%	28.6%	10.5%	0.0%	0.0%
Offer more innovative knowledge services	30.0%	20.0%	13.5%	0.0%	5.9%	0.0%	14.8%	14.3%	10.5%	16.7%	14.3%
Increase availability of Fee-Based services*	0.0%	20.0%	0.0%	0.0%	2.0%	0.0%	0.0%	14.3%	0.0%	0.0%	0.0%
Provide more convening opportunities	10.0%	20.0%	5.4%	0.0%	3.9%	6.7%	0.0%	28.6%	0.0%	0.0%	7.1%
Work faster*	10.0%	0.0%	0.0%	60.0%	2.0%	6.7%	0.0%	0.0%	5.3%	0.0%	0.0%
Other	0.0%	0.0%	0.0%	20.0%	7.8%	0.0%	7.4%	0.0%	0.0%	0.0%	21.4%

\*Significantly different between stakeholder groups

**F. Recent Trends and the Future Role Of the World Bank In Brazil (continued)**

When considering the combination of services that the World Bank Group offers in Brazil at the federal, state, and/or municipal level, and taking into account its limited level of resources, which ONE of the following do you believe the World Bank Group should offer more of in Brazil? (Please mark only ONE response)

Percentage of Respondents	Office of President/Prime Minister/Minister	Office of Parliamentarian	Employee of a Ministry/ Ministerial Dep/ Implementation Agency	PMU/Consultant/ Contractor on Bank project	State Gov.	Municipal Gov.	Private Sector/ Financial Sector/ Private Bank	CSO	Media	Academia/ Research institute/ Think tank	Other
Financial services	10.0%	20.0%	10.8%	0.0%	21.6%	20.0%	30.8%	0.0%	10.5%	0.0%	23.1%
Knowledge products	40.0%	60.0%	48.6%	40.0%	25.5%	46.7%	15.4%	28.6%	31.6%	60.0%	38.5%
Convening services	10.0%	20.0%	0.0%	0.0%	0.0%	0.0%	3.8%	0.0%	0.0%	0.0%	7.7%
None of the above	10.0%	0.0%	5.4%	0.0%	0.0%	0.0%	3.8%	0.0%	0.0%	0.0%	0.0%
The combination is appropriate for Brazil	30.0%	0.0%	35.1%	60.0%	52.9%	33.3%	46.2%	71.4%	57.9%	40.0%	30.8%

**G. Communication and Information Sharing**

How do you get most of your information about economic and social development issues in Brazil at the federal, state, and/or municipal level? (Choose no more than TWO)

Percentage of Respondents (Responses Combined)	Office of President/Prime Minister/Minister	Office of Parliamentarian	Employee of a Ministry/ Ministerial Dep/ Implementation Agency	PMU/Consultant/ Contractor on Bank project	State Gov.	Municipal Gov.	Private Sector/ Financial Sector/ Private Bank	CSO	Media	Academia/ Research institute/ Think tank	Other
Local newspapers	60.0%	60.0%	43.2%	0.0%	47.1%	73.3%	40.7%	57.1%	63.2%	50.0%	50.0%
International newspapers	0.0%	20.0%	5.4%	0.0%	3.9%	0.0%	0.0%	14.3%	5.3%	0.0%	0.0%
Local radio	0.0%	0.0%	2.7%	20.0%	2.0%	0.0%	7.4%	0.0%	0.0%	0.0%	7.1%
International radio	0.0%	0.0%	0.0%	0.0%	0.0%	0.0%	0.0%	0.0%	0.0%	0.0%	0.0%
Local television	20.0%	40.0%	13.5%	20.0%	15.7%	13.3%	37.0%	28.6%	10.5%	16.7%	42.9%
International television	0.0%	0.0%	2.7%	0.0%	0.0%	0.0%	0.0%	0.0%	0.0%	0.0%	0.0%
Periodicals*	40.0%	0.0%	32.4%	40.0%	27.5%	20.0%	14.8%	0.0%	0.0%	66.7%	0.0%
Internet	70.0%	80.0%	67.6%	100.0%	82.4%	73.3%	66.7%	71.4%	68.4%	66.7%	85.7%
Social media	0.0%	0.0%	2.7%	0.0%	5.9%	0.0%	11.1%	14.3%	10.5%	0.0%	7.1%
Blogs	0.0%	0.0%	5.4%	20.0%	5.9%	0.0%	0.0%	0.0%	5.3%	0.0%	7.1%
Mobile phones	0.0%	0.0%	2.7%	0.0%	0.0%	0.0%	0.0%	0.0%	0.0%	0.0%	0.0%
Instant messaging	0.0%	0.0%	0.0%	0.0%	0.0%	0.0%	0.0%	0.0%	5.3%	0.0%	0.0%
Other	10.0%	0.0%	8.1%	0.0%	2.0%	0.0%	0.0%	0.0%	15.8%	0.0%	0.0%

\*Significantly different between stakeholder groups



**G. Communication and Information Sharing (continued)**

How would you prefer to receive information from the World Bank Group? (Choose no more than TWO)

Percentage of Respondents (Responses Combined)	Office of President/Prime Minister/Minister	Office of Parliamentarian	Employee of a Ministry/ Ministerial Dep/ Implementation Agency	PMU/Consultant/ Contractor on Bank project	State Gov.	Municipal Gov.	Private Sector/ Financial Sector/ Private Bank	CSO	Media	Academia/ Research institute/ Think tank	Other
World Bank Group website	50.0%	20.0%	45.9%	60.0%	47.1%	6.7%	29.6%	14.3%	31.6%	50.0%	57.1%
Direct contact with World Bank Group	0.0%	20.0%	2.7%	40.0%	15.7%	13.3%	3.7%	0.0%	15.8%	16.7%	0.0%
e-newsletters	40.0%	40.0%	45.9%	80.0%	41.2%	66.7%	48.1%	28.6%	31.6%	33.3%	42.9%
Instant messaging	10.0%	0.0%	0.0%	0.0%	7.8%	6.7%	7.4%	14.3%	10.5%	0.0%	0.0%
World Bank Group seminars/workshops/conferences	30.0%	40.0%	35.1%	20.0%	29.4%	40.0%	7.4%	14.3%	31.6%	66.7%	21.4%
World Bank Group Public Information Center	10.0%	0.0%	5.4%	0.0%	2.0%	0.0%	7.4%	0.0%	15.8%	0.0%	0.0%
World Bank Group publications and other written materials	20.0%	20.0%	40.5%	0.0%	31.4%	33.3%	18.5%	14.3%	21.1%	16.7%	28.6%
Mobile phones	0.0%	0.0%	0.0%	0.0%	0.0%	0.0%	0.0%	0.0%	0.0%	0.0%	0.0%
Social media*	10.0%	60.0%	5.4%	0.0%	7.8%	13.3%	25.9%	42.9%	21.1%	0.0%	21.4%
Blogs	0.0%	0.0%	0.0%	0.0%	2.0%	6.7%	0.0%	0.0%	0.0%	0.0%	14.3%
Other	0.0%	0.0%	0.0%	0.0%	0.0%	0.0%	3.7%	0.0%	10.5%	0.0%	0.0%

\*Significantly different between stakeholder groups

Are you aware of the World Bank's Access to Information Policy under which the Bank will now disclose any information in its possession that is not a list of exceptions?

Percentage of Respondents	Office of President/Prime Minister/Minister	Office of Parliamentarian	Employee of a Ministry/ Ministerial Dep/ Implementation Agency	PMU/Consultant/ Contractor on Bank project	State Gov.	Municipal Gov.	Private Sector/ Financial Sector/ Private Bank	CSO	Media	Academia/ Research institute/ Think tank	Other
Yes	0.0%	20.0%	24.3%	40.0%	25.5%	28.6%	15.4%	57.1%	15.8%	20.0%	0.0%
No	100.0%	80.0%	75.7%	60.0%	74.5%	71.4%	84.6%	42.9%	84.2%	80.0%	100.0%

Do you use/have used the World Bank Group website?\*

Percentage of Respondents	Office of President/Prime Minister/Minister	Office of Parliamentarian	Employee of a Ministry/ Ministerial Dep/ Implementation Agency	PMU/Consultant/ Contractor on Bank project	State Gov.	Municipal Gov.	Private Sector/ Financial Sector/ Private Bank	CSO	Media	Academia/ Research institute/ Think tank	Other
Yes	60.0%	40.0%	67.6%	100.0%	54.9%	57.1%	30.8%	28.6%	68.4%	83.3%	46.2%
No	40.0%	60.0%	32.4%	0.0%	45.1%	42.9%	69.2%	71.4%	31.6%	16.7%	53.8%

\*Significantly different between stakeholder groups

Do you access or follow the World Bank Group's social media channels?

Percentage of Respondents	Office of President/Prime Minister/Minister	Office of Parliamentarian	Employee of a Ministry/ Ministerial Dep/ Implementation Agency	PMU/Consultant/ Contractor on Bank project	State Gov.	Municipal Gov.	Private Sector/ Financial Sector/ Private Bank	CSO	Media	Academia/ Research institute/ Think tank	Other
Yes	10.0%	40.0%	5.4%	20.0%	9.8%	7.1%	23.1%	14.3%	15.8%	20.0%	0.0%
No	90.0%	60.0%	94.6%	80.0%	90.2%	92.9%	76.9%	85.7%	84.2%	80.0%	100.0%

**G. Communication and Information Sharing (continued)**

Which of the following World Bank e-services are you currently subscribed to? (Choose all that apply)

Percentage of Respondents (Responses Combined)	Office of President/Prime Minister/Minister	Office of Parliamentarian	Employee of a Ministry/ Ministerial Dep/ Implementation Agency	PMU/Consultant/ Contractor on Bank project	State Gov.	Municipal Gov.	Private Sector/ Financial Sector/ Private Bank	CSO	Media	Academia/ Research institute/ Think tank	Other
World Bank E-newsletter	20.0%	0.0%	13.5%	40.0%	19.6%	26.7%	14.8%	28.6%	21.1%	50.0%	0.0%
World Bank Blogs*	0.0%	40.0%	8.1%	40.0%	3.9%	0.0%	7.4%	0.0%	15.8%	0.0%	0.0%
World Bank Social media channels*	10.0%	0.0%	13.5%	40.0%	9.8%	6.7%	22.2%	28.6%	21.1%	16.7%	0.0%
Other	50.0%	40.0%	21.6%	0.0%	27.5%	0.0%	11.1%	0.0%	36.8%	33.3%	78.6%

\*Significantly different between stakeholder groups

Please rate how much you agree with the following statements. (1-Strongly disagree, 10-Strongly agree)

	Which of the following best describes your current position?																																
	Office of President/ Prime Minister/ Minister			Office of Parliamentarian			Employee of a Ministry/ Ministerial Dep/ Implementation Agency			PMU/ Consultant/ Contractor on Bank project			State Government			Municipal Government			Private Sector/ Financial Sector/ Private Bank			CSO			Media			Academia/ Research institute/ Think tank			Other		
	N	Mean	SD	N	Mean	SD	N	Mean	SD	N	Mean	SD	N	Mean	SD	N	Mean	SD	N	Mean	SD	N	Mean	SD	N	Mean	SD	N	Mean	SD			
When I need information from the World Bank Group I know how to find it	10	5.00	3.09	4	5.75	3.30	28	5.89	2.47	5	6.80	.84	45	5.13	2.67	12	7.33	2.42	15	5.20	2.60	6	8.67	1.21	18	5.83	3.13	6	5.17	3.49	8	4.50	3.51
The World Bank Group is responsive to my information requests and inquiries	6	6.33	3.67	3	6.33	2.89	16	7.38	1.31	5	7.20	2.17	35	6.83	2.44	9	8.11	1.83	7	5.43	1.72	4	5.00	2.94	14	6.14	2.74	4	4.75	4.11	6	6.00	3.03

**H. Background Information**

Do you primarily work at the...?\*

Percentage of Respondents	Office of President/Prime Minister/Minister	Office of Parliamentarian	Employee of a Ministry/ Ministerial Dep/ Implementation Agency	PMU/Consultant/ Contractor on Bank project	State Gov.	Municipal Gov.	Private Sector/ Financial Sector/ Private Bank	CSO	Media	Academia/ Research institute/ Think tank	Other
Federal level	90.0%	40.0%	97.3%	40.0%	0.0%	0.0%	38.1%	0.0%	80.0%	100.0%	35.7%
State level	10.0%	60.0%	2.7%	60.0%	100.0%	0.0%	38.1%	60.0%	13.3%	0.0%	35.7%
Municipal level	0.0%	0.0%	0.0%	0.0%	0.0%	100.0%	23.8%	40.0%	6.7%	0.0%	28.6%

\*Significantly different between stakeholder groups

Currently, do you professionally collaborate/work with the World Bank in your country?\*

Percentage of Respondents	Office of President/Prime Minister/Minister	Office of Parliamentarian	Employee of a Ministry/ Ministerial Dep/ Implementation Agency	PMU/Consultant/ Contractor on Bank project	State Gov.	Municipal Gov.	Private Sector/ Financial Sector/ Private Bank	CSO	Media	Academia/ Research institute/ Think tank	Other
Yes	12.5%	0.0%	13.5%	80.0%	32.0%	40.0%	3.7%	14.3%	5.3%	16.7%	21.4%
No	87.5%	100.0%	86.5%	20.0%	68.0%	60.0%	96.3%	85.7%	94.7%	83.3%	78.6%

\*Significantly different between stakeholder groups

Do you work/Have you worked with the International Finance Corporation in Brazil at the federal, state, and/or municipal level?\*

Percentage of Respondents	Office of President/Prime Minister/Minister	Office of Parliamentarian	Employee of a Ministry/ Ministerial Dep/ Implementation Agency	PMU/Consultant/ Contractor on Bank project	State Gov.	Municipal Gov.	Private Sector/ Financial Sector/ Private Bank	CSO	Media	Academia/ Research institute/ Think tank	Other
Yes	20.0%	20.0%	45.9%	40.0%	29.4%	46.7%	11.1%	14.3%	0.0%	33.3%	7.1%
No	80.0%	80.0%	54.1%	60.0%	70.6%	53.3%	88.9%	85.7%	100.0%	66.7%	92.9%

\*Significantly different between stakeholder groups

**H. Background Information (continued)**

Which of the following describes most of your exposure to the World Bank in Brazil? (Choose no more than TWO)

Percentage of Respondents (Responses Combined)	Office of President/Prime Minister/Minister	Office of Parliamentarian	Employee of a Ministry/ Ministerial Dep/ Implementation Agency	PMU/Consultant/ Contractor on Bank project	State Gov.	Municipal Gov.	Private Sector/ Financial Sector/ Private Bank	CSO	Media	Academia/ Research institute/ Think tank	Other
Observer	20.0%	40.0%	40.5%	0.0%	33.3%	26.7%	33.3%	28.6%	52.6%	50.0%	42.9%
Use World Bank Group reports/data	40.0%	0.0%	32.4%	20.0%	15.7%	33.3%	11.1%	14.3%	26.3%	0.0%	0.0%
Engage in World Bank Group related/sponsored events/activities*	30.0%	40.0%	13.5%	60.0%	23.5%	33.3%	0.0%	0.0%	21.1%	33.3%	14.3%
Collaborate as part of my professional duties	40.0%	40.0%	21.6%	60.0%	47.1%	26.7%	14.8%	28.6%	15.8%	16.7%	28.6%
Use World Bank Group website for information, data, research, etc.	10.0%	20.0%	32.4%	20.0%	17.6%	40.0%	29.6%	14.3%	26.3%	33.3%	21.4%

\*Significantly different between stakeholder groups

## Appendix C: Responses to All Questions by Geographic Location

### A. General Issues facing Brazil

In general, would you say that Brazil is headed in...?

Percentage of Respondents	North	South	Southeast	Northeast	Center-West
The right direction	66.7%	59.1%	68.0%	76.9%	77.3%
The wrong direction	33.3%	27.3%	30.0%	15.4%	15.9%
Not sure	0.0%	13.6%	2.0%	7.7%	6.8%

Listed below are a number of development priorities in Brazil. Please identify which of the following you consider the most important development priorities in Brazil at the federal, state, and/or municipal level? (Choose no more than THREE)

Percentage of Respondents (Responses Combined)	North	South	Southeast	Northeast	Center-West
Social protection	16.7%	8.7%	9.8%	11.5%	10.2%
Transport	33.3%	26.1%	21.6%	19.2%	25.0%
Public sector governance/ reform	50.0%	56.5%	62.7%	53.8%	45.5%
Global/regional integration	0.0%	0.0%	0.0%	7.7%	2.3%
Gender equity	0.0%	8.7%	0.0%	0.0%	1.1%
Domestic private sector development	0.0%	4.3%	3.9%	0.0%	1.1%
Foreign direct investment	0.0%	4.3%	0.0%	0.0%	1.1%
Water and sanitation	0.0%	4.3%	7.8%	0.0%	8.0%
Anti-corruption	16.7%	17.4%	23.5%	26.9%	23.9%
Job creation/employment	0.0%	0.0%	2.0%	0.0%	5.7%
Rural development*	33.3%	8.7%	0.0%	3.8%	1.1%
Financial markets	0.0%	0.0%	0.0%	0.0%	0.0%
Urban development	0.0%	0.0%	2.0%	7.7%	2.3%
Environmental sustainability	0.0%	0.0%	3.9%	3.8%	6.8%
Equality of opportunity	16.7%	0.0%	3.9%	0.0%	4.5%
Health	0.0%	34.8%	29.4%	42.3%	37.5%
Education	16.7%	65.2%	72.5%	76.9%	63.6%
Poverty reduction	0.0%	8.7%	13.7%	3.8%	11.4%
Energy	0.0%	0.0%	2.0%	3.8%	4.5%
Food security	0.0%	0.0%	0.0%	0.0%	0.0%
Climate change	0.0%	0.0%	0.0%	0.0%	0.0%
Agricultural development*	33.3%	4.3%	2.0%	0.0%	2.3%
Trade and exports	16.7%	4.3%	2.0%	0.0%	2.3%
Crime and violence	0.0%	4.3%	9.8%	3.8%	5.7%
Economic growth	0.0%	4.3%	3.9%	11.5%	8.0%
Law and justice	0.0%	0.0%	3.9%	3.8%	4.5%
Regulatory framework	0.0%	4.3%	3.9%	3.8%	0.0%
Communicable/non-communicable diseases	0.0%	0.0%	0.0%	0.0%	0.0%
Basic infrastructure	0.0%	21.7%	11.8%	7.7%	19.3%
Natural resource management	0.0%	0.0%	2.0%	0.0%	1.1%
Disaster management	0.0%	0.0%	0.0%	0.0%	0.0%
Information and communications technology*	16.7%	0.0%	0.0%	0.0%	1.1%

\*Significantly different between locations

**A. General Issues facing Brazil (continued)**

Poverty reduction is a broad term that encompasses work in many different areas. Which THREE areas of development listed below do you believe would contribute most to reducing poverty in Brazil at the federal, state, and/or municipal level? (Choose no more than THREE)

Percentage of Respondents (Responses Combined)	North	South	Southeast	Northeast	Center-West
Food security	0.0%	4.3%	2.0%	11.5%	9.1%
Equality of opportunity	33.3%	17.4%	25.5%	42.3%	29.5%
Economic growth	33.3%	39.1%	37.3%	30.8%	37.5%
Climate change	0.0%	0.0%	0.0%	0.0%	0.0%
Global/regional integration	0.0%	4.3%	0.0%	0.0%	3.4%
Gender equity	0.0%	0.0%	0.0%	0.0%	1.1%
Rural development	0.0%	17.4%	3.9%	3.8%	8.0%
Urban development	0.0%	4.3%	0.0%	3.8%	3.4%
Regulatory framework	0.0%	0.0%	3.9%	3.8%	0.0%
Basic infrastructure	0.0%	13.0%	23.5%	11.5%	15.9%
Social protection	0.0%	8.7%	7.8%	15.4%	15.9%
Law and justice	0.0%	0.0%	2.0%	0.0%	0.0%
Transport*	33.3%	4.3%	7.8%	3.8%	3.4%
Crime and violence	0.0%	17.4%	5.9%	0.0%	3.4%
Communicable/non-communicable diseases	0.0%	0.0%	0.0%	0.0%	0.0%
Information and communications technology	0.0%	0.0%	0.0%	0.0%	3.4%
Anti corruption	50.0%	13.0%	19.6%	19.2%	28.4%
Domestic private sector development	16.7%	4.3%	3.9%	0.0%	3.4%
Foreign direct investment	0.0%	0.0%	0.0%	0.0%	0.0%
Education*	16.7%	65.2%	78.4%	73.1%	64.8%
Energy	0.0%	0.0%	0.0%	3.8%	0.0%
Public sector governance/ reform	16.7%	17.4%	27.5%	11.5%	19.3%
Natural resource management	0.0%	0.0%	0.0%	0.0%	0.0%
Environmental sustainability	16.7%	0.0%	0.0%	3.8%	2.3%
Disaster management	0.0%	0.0%	0.0%	0.0%	0.0%
Health	0.0%	21.7%	17.6%	26.9%	12.5%
Agricultural development	16.7%	0.0%	2.0%	3.8%	2.3%
Job creation/employment	0.0%	26.1%	19.6%	23.1%	21.6%
Financial markets	0.0%	4.3%	0.0%	0.0%	0.0%
Trade and exports	0.0%	4.3%	0.0%	0.0%	2.3%
Water and sanitation	0.0%	4.3%	3.9%	0.0%	9.1%

\*Significantly different between locations

### A. General Issues facing Brazil (continued)

Economic growth can be driven by a number of factors. Which THREE areas below do you believe would contribute most to generating economic growth in Brazil at the federal, state, and/or municipal level? (Choose no more than THREE)

Percentage of Respondents (Responses Combined)	North	South	Southeast	Northeast	Center-West
Global/regional integration	0.0%	4.3%	15.7%	30.8%	17.0%
Gender equity	0.0%	4.3%	0.0%	0.0%	3.4%
Equality of opportunity	0.0%	0.0%	7.8%	19.2%	4.5%
Social protection	0.0%	4.3%	5.9%	3.8%	4.5%
Energy	0.0%	4.3%	3.9%	11.5%	9.1%
Climate change	0.0%	0.0%	0.0%	0.0%	0.0%
Anti corruption	50.0%	26.1%	27.5%	26.9%	20.5%
Disaster management	0.0%	0.0%	0.0%	0.0%	0.0%
Rural development*	33.3%	13.0%	3.9%	0.0%	13.6%
Foreign direct investment	0.0%	13.0%	13.7%	0.0%	5.7%
Urban development	0.0%	8.7%	3.9%	0.0%	5.7%
Water and sanitation	0.0%	0.0%	3.9%	0.0%	1.1%
Education*	0.0%	47.8%	60.8%	34.6%	27.3%
Information and communications technology*	33.3%	0.0%	3.9%	3.8%	9.1%
Regulatory framework	0.0%	13.0%	5.9%	3.8%	2.3%
Communicable/non-communicable diseases	0.0%	0.0%	0.0%	0.0%	1.1%
Trade and exports*	33.3%	17.4%	3.9%	23.1%	28.4%
Public sector governance/ reform	33.3%	47.8%	39.2%	34.6%	40.9%
Domestic private sector development	16.7%	17.4%	11.8%	3.8%	15.9%
Job creation/employment	16.7%	4.3%	17.6%	11.5%	12.5%
Agricultural development	0.0%	8.7%	3.9%	7.7%	5.7%
Food security	0.0%	0.0%	0.0%	3.8%	1.1%
Transport	33.3%	21.7%	7.8%	15.4%	25.0%
Natural resource management	0.0%	4.3%	9.8%	11.5%	8.0%
Environmental sustainability	0.0%	0.0%	0.0%	3.8%	4.5%
Health	0.0%	13.0%	3.9%	3.8%	3.4%
Basic infrastructure	0.0%	17.4%	37.3%	23.1%	22.7%
Law and justice	0.0%	0.0%	3.9%	3.8%	0.0%
Crime and violence	0.0%	0.0%	0.0%	0.0%	2.3%
Financial markets*	0.0%	0.0%	0.0%	11.5%	2.3%

\*Significantly different between locations

When thinking about the idea of “shared prosperity” in your country, which of the following TWO best illustrate how this would be achieved in Brazil at the federal, state, and/or municipal level?

Percentage of Respondents (Responses Combined)	North	South	Southeast	Northeast	Center-West
Better employment opportunities for young people	0.0%	13.0%	13.7%	19.2%	13.6%
Better employment opportunities for women	0.0%	0.0%	0.0%	0.0%	2.3%
Greater access to micro-finance for the poor	0.0%	4.3%	5.9%	0.0%	3.4%
Greater voice and participation for citizens to help ensure greater accountability	0.0%	8.7%	9.8%	23.1%	13.6%
Greater access to health and nutrition for citizens	0.0%	26.1%	17.6%	7.7%	13.6%
Better entrepreneurial opportunities*	33.3%	17.4%	11.8%	0.0%	4.5%
A growing middle class*	33.3%	0.0%	2.0%	0.0%	4.5%
Better opportunity for the poor who live in rural areas	0.0%	8.7%	2.0%	11.5%	4.5%
Better opportunity for the poor who live in urban areas	0.0%	8.7%	3.9%	0.0%	4.5%
Consistent economic growth	16.7%	30.4%	33.3%	42.3%	29.5%
More effective risk management	0.0%	0.0%	3.9%	0.0%	1.1%
Greater equity of fiscal policy	33.3%	8.7%	15.7%	11.5%	15.9%
Education and training that better ensure job opportunity	50.0%	52.2%	56.9%	50.0%	60.2%
Better quality public services	0.0%	17.4%	17.6%	34.6%	22.7%
Other	0.0%	0.0%	2.0%	0.0%	3.4%

\*Significantly different between locations

## B. Overall Attitudes toward the World Bank

How familiar are you with the work of these organizations in Brazil at the federal, state, and/or municipal level?

(1-Not familiar at all, 10-Extremely familiar)

	Which best represents your geographic location?														
	North			South			Southeast			Northeast			Center-West		
	N	Mean	SD	N	Mean	SD	N	Mean	SD	N	Mean	SD	N	Mean	SD
World Bank (WB/BM)	5	4.40	2.70	21	5.19	3.06	51	6.47	2.20	25	5.84	2.08	84	5.87	2.67
Inter-American Development Bank (IDB/BID)	5	4.80	2.77	22	4.73	2.68	50	6.26	2.10	25	5.64	1.85	84	5.75	2.43
Latin American Development Bank (CAF)	2	2.50	2.12	21	2.38	1.83	47	3.79	2.47	21	3.52	2.25	72	3.38	2.51
International Finance Corporation (IFC)	2	2.50	2.12	20	2.05	1.67	48	3.67	2.69	21	3.00	2.19	78	2.92	2.15

Do you believe the World Bank Group works mostly in Brazil at the: (Please mark only ONE response)

Percentage of Respondents	North	South	Southeast	Northeast	Center-West
Federal level	40.0%	39.1%	50.0%	46.2%	65.9%
State level	40.0%	39.1%	40.0%	42.3%	26.1%
Municipal level	0.0%	0.0%	4.0%	3.8%	0.0%
Don't know	20.0%	13.0%	4.0%	3.8%	6.8%
Prefer not to answer	0.0%	8.7%	2.0%	3.8%	1.1%

Overall, please rate your impression of the effectiveness of these organizations in Brazil at the federal, state, and/or municipal level.

(1-Not effective at all, 10-Very effective)

	Which best represents your geographic location?														
	North			South			Southeast			Northeast			Center-West		
	N	Mean	SD	N	Mean	SD	N	Mean	SD	N	Mean	SD	N	Mean	SD
World Bank (WB/BM)	4	7.50	2.89	17	6.47	2.15	46	6.15	2.13	24	7.08	1.67	70	6.24	2.21
Inter-American Development Bank (IDB/BID)	4	7.25	2.63	16	7.00	1.59	44	6.16	2.10	23	6.74	1.91	69	6.30	2.23
Latin American Development Bank (CAF)	3	6.00	3.46	11	3.64	1.86	21	4.76	2.36	12	5.50	2.68	38	4.55	2.41
International Finance Corporation (IFC)	3	5.67	2.89	10	3.40	1.90	27	5.11	2.59	11	5.45	2.81	34	4.06	2.52

Currently, which of the following organizations do you work with the most in Brazil at the federal, state, and/or municipal level? (Please mark only ONE response)

Percentage of Respondents	North	South	Southeast	Northeast	Center-West
World Bank	0.0%	47.8%	32.0%	34.6%	26.4%
Inter-American Development Bank	40.0%	8.7%	18.0%	30.8%	19.5%
Latin American Development Bank	0.0%	0.0%	0.0%	0.0%	1.1%
International Finance Corporation	0.0%	0.0%	4.0%	0.0%	1.1%
I don't collaborate/work with any of them	60.0%	43.5%	46.0%	34.6%	51.7%

	Which best represents your geographic location?														
	North			South			Southeast			Northeast			Center-West		
	N	Mean	SD	N	Mean	SD	N	Mean	SD	N	Mean	SD	N	Mean	SD
To what extent do you believe the World Bank Group's staff is well prepared to help solve its most complicated development challenges at the federal, state, and/or municipal level?	4	7.75	2.22	16	7.50	1.41	46	7.70	1.49	22	7.77	1.82	70	6.93	1.76

(1-To no degree at all, 10-To a very significant degree)

When thinking about the way in which the the World Bank Group works in different sectoral areas in Brazil, which of the following best represents your view of how the World Bank Group can be most effective at the federal, state, and/or municipal level?

(Please mark only ONE response)

Percentage of Respondents	North	South	Southeast	Northeast	Center-West
The World Bank Group is most effective when it works in one sector at a time	0.0%	17.4%	11.8%	3.8%	8.1%
The World Bank Group is most effective when it works multi-sectorally	60.0%	17.4%	13.7%	23.1%	10.5%
A combination of approaches is most effective depending on the particular challenge	20.0%	39.1%	64.7%	61.5%	57.0%
Don't know	20.0%	26.1%	9.8%	11.5%	24.4%

**B. Overall Attitudes toward the World Bank (continued)**

When thinking about how the World Bank Group can have the most impact on development results in Brazil at the federal, state, and/or municipal level, in which sectoral areas do you believe the World Bank Group should focus most of its attention and resources in Brazil?  
(Choose no more than THREE)

Percentage of Respondents (Responses Combined)	North	South	Southeast	Northeast	Center-West
Basic infrastructure	16.7%	52.2%	41.2%	34.6%	39.8%
Public sector governance/ reform	33.3%	34.8%	31.4%	30.8%	23.9%
Transport	33.3%	30.4%	21.6%	7.7%	27.3%
Poverty reduction	16.7%	8.7%	19.6%	30.8%	18.2%
Global/regional integration	16.7%	0.0%	0.0%	7.7%	9.1%
Gender equity	0.0%	4.3%	0.0%	0.0%	1.1%
Crime and violence	0.0%	4.3%	5.9%	7.7%	3.4%
Domestic private sector development	16.7%	0.0%	2.0%	0.0%	3.4%
Rural development	16.7%	17.4%	3.9%	11.5%	3.4%
Foreign direct investment	0.0%	0.0%	0.0%	0.0%	1.1%
Water and sanitation	0.0%	4.3%	9.8%	15.4%	12.5%
Energy	0.0%	4.3%	3.9%	0.0%	6.8%
Job creation/employment	0.0%	0.0%	5.9%	3.8%	8.0%
Financial markets	0.0%	0.0%	0.0%	0.0%	2.3%
Urban development	0.0%	4.3%	11.8%	7.7%	6.8%
Environmental sustainability	0.0%	8.7%	7.8%	7.7%	4.5%
Equality of opportunity	0.0%	0.0%	9.8%	3.8%	4.5%
Health	16.7%	39.1%	25.5%	42.3%	27.3%
Education*	0.0%	39.1%	56.9%	65.4%	44.3%
Food security	16.7%	0.0%	2.0%	7.7%	1.1%
Climate change	0.0%	0.0%	0.0%	0.0%	0.0%
Agricultural development	16.7%	0.0%	2.0%	0.0%	4.5%
Trade and exports*	33.3%	4.3%	0.0%	0.0%	1.1%
Economic growth	0.0%	8.7%	11.8%	3.8%	9.1%
Law and justice	0.0%	0.0%	2.0%	0.0%	0.0%
Regulatory framework	0.0%	0.0%	5.9%	3.8%	1.1%
Communicable/non-communicable diseases	0.0%	0.0%	0.0%	0.0%	0.0%
Social protection	0.0%	0.0%	2.0%	0.0%	1.1%
Natural resource management	0.0%	0.0%	3.9%	0.0%	1.1%
Anti corruption	0.0%	13.0%	2.0%	7.7%	14.8%
Information and communications technology	16.7%	0.0%	2.0%	0.0%	5.7%
Disaster management	0.0%	0.0%	0.0%	0.0%	1.1%

\*Significantly different between locations

When thinking about the World Bank Group's role, which activity do you believe is of greatest VALUE and which activity is of second greatest value in Brazil at the federal, state, and/or municipal level?

Greatest Value					
Percentage of Respondents	North	South	Southeast	Northeast	Center-West
Linkage to non-Bank expertise	0.0%	0.0%	2.0%	3.8%	5.7%
Financial resources: policy based lending / budget support to the Government	16.7%	34.8%	33.3%	42.3%	28.4%
Mobilizing third party financial resources	0.0%	4.3%	0.0%	3.8%	1.1%
Technical assistance	0.0%	4.3%	13.7%	7.7%	15.9%
International knowledge exchange	16.7%	0.0%	19.6%	7.7%	6.8%
Policy advice	0.0%	4.3%	0.0%	3.8%	2.3%
Data	0.0%	0.0%	0.0%	0.0%	2.3%
Training/capacity building	0.0%	4.3%	9.8%	15.4%	10.2%
Studies/analyses	0.0%	4.3%	7.8%	3.8%	9.1%
Convening/facilitating	0.0%	0.0%	0.0%	0.0%	0.0%
Financial resources: investment lending*	50.0%	26.1%	11.8%	11.5%	11.4%
Other	0.0%	0.0%	0.0%	0.0%	3.4%

\*Significantly different between locations



**B. Overall Attitudes toward the World Bank (continued)**

<b>2<sup>nd</sup> Greatest Value</b>					
<b>Percentage of Respondents</b>	<b>North</b>	<b>South</b>	<b>Southeast</b>	<b>Northeast</b>	<b>Center-West</b>
Linkage to non-Bank expertise	0.0%	0.0%	0.0%	7.7%	2.3%
Financial resources: policy based lending / budget support to the Government	0.0%	21.7%	19.6%	11.5%	13.6%
Mobilizing third party financial resources	16.7%	4.3%	7.8%	3.8%	3.4%
Technical assistance	0.0%	4.3%	13.7%	23.1%	9.1%
International knowledge exchange	0.0%	17.4%	5.9%	23.1%	15.9%
Policy advice	0.0%	0.0%	7.8%	0.0%	3.4%
Data	0.0%	0.0%	2.0%	0.0%	3.4%
Training/capacity building	33.3%	13.0%	5.9%	7.7%	15.9%
Studies/analyses	16.7%	4.3%	13.7%	11.5%	15.9%
Convening/facilitating	0.0%	4.3%	0.0%	0.0%	0.0%
Financial resources: investment lending	16.7%	21.7%	21.6%	11.5%	12.5%
Other	0.0%	0.0%	0.0%	0.0%	3.4%

Which of the following do you identify as the World Bank Group's greatest WEAKNESSES in its work in Brazil at the federal, state, and/or municipal level? (Choose no more than TWO)

<b>Percentage of Respondents (Responses Combined)</b>	<b>North</b>	<b>South</b>	<b>Southeast</b>	<b>Northeast</b>	<b>Center-West</b>
Not aligned with country priorities	0.0%	4.3%	7.8%	7.7%	11.4%
Not exploring alternative policy options	0.0%	8.7%	5.9%	7.7%	6.8%
Not adequately sensitive to political/social realities in Brazil at the federal, state, and/or municipal level	0.0%	21.7%	9.8%	7.7%	18.2%
Not enough public disclosure of its work	16.7%	21.7%	37.3%	38.5%	37.5%
Arrogant in its approach	0.0%	0.0%	2.0%	3.8%	6.8%
Staff too inaccessible	0.0%	8.7%	2.0%	3.8%	4.5%
The credibility of its knowledge/data	0.0%	0.0%	2.0%	0.0%	0.0%
Not willing to honestly criticize policies and reform efforts in the country	0.0%	4.3%	19.6%	7.7%	11.4%
Too influenced by developed countries	33.3%	21.7%	21.6%	19.2%	23.9%
Imposing technocratic solutions without regard to political realities	0.0%	4.3%	5.9%	7.7%	13.6%
World Bank Group processes too slow and complex	33.3%	13.0%	27.5%	15.4%	13.6%
Too bureaucratic in its operational policies and procedures*	16.7%	17.4%	15.7%	42.3%	14.8%
Not aligned with other donors' work	0.0%	0.0%	0.0%	0.0%	1.1%
Not collaborating enough with non-state actors	16.7%	0.0%	5.9%	7.7%	2.3%
Not client focused	0.0%	0.0%	0.0%	0.0%	0.0%
Other	16.7%	0.0%	5.9%	7.7%	4.5%

\*Significantly different between locations

Which World Bank Group instruments do you believe are the MOST effective in reducing poverty in Brazil at the federal, state, and/or municipal level? (Choose no more than TWO)

<b>Percentage of Respondents (Responses Combined)</b>	<b>North</b>	<b>South</b>	<b>Southeast</b>	<b>Northeast</b>	<b>Center-West</b>
Technical assistance*	50.0%	13.0%	56.9%	65.4%	51.1%
Policy based lending / budget support to the Government	0.0%	39.1%	25.5%	46.2%	26.1%
Knowledge products/services	16.7%	17.4%	23.5%	7.7%	20.5%
Investment lending	66.7%	47.8%	49.0%	50.0%	43.2%
Capacity development	16.7%	17.4%	19.6%	19.2%	34.1%
Trust Fund management	0.0%	0.0%	0.0%	0.0%	0.0%
Other	0.0%	0.0%	0.0%	0.0%	1.1%
Don't know	16.7%	17.4%	2.0%	3.8%	6.8%

\*Significantly different between locations

**B. Overall Attitudes toward the World Bank (continued)**

	Which best represents your geographic location?														
	North			South			Southeast			Northeast			Center-West		
	N	Mean	SD	N	Mean	SD	N	Mean	SD	N	Mean	SD	N	Mean	SD
To what extent do you believe the World Bank Group SHOULD seek to influence the global development agenda as related to global issues?	6	7.33	1.86	19	8.05	2.27	50	7.16	2.12	24	6.83	2.16	79	6.89	2.52

(1-To no degree at all, 10-To a very significant degree)

To what extent do you agree with the following statements about the World Bank Group's work in Brazil at the federal, state, and/or municipal level? (1-Strongly disagree, 10-Strongly agree)

	Which best represents your geographic location?														
	North			South			Southeast			Northeast			Center-West		
	N	Mean	SD	N	Mean	SD	N	Mean	SD	N	Mean	SD	N	Mean	SD
Overall the World Bank Group currently plays a relevant role in development in Brazil at the federal, state, and/or municipal level	4	7.00	1.83	15	6.33	1.40	47	6.09	2.09	24	6.33	1.97	77	5.83	2.05
The World Bank Group's work is aligned with what I consider the development priorities for Brazil at the federal, state, and/or municipal level	4	6.75	2.22	15	6.20	1.42	45	5.84	2.18	24	6.17	1.81	72	5.67	2.18
The World Bank Group supports Brazil to reduce social exclusion	4	7.00	1.41	15	6.53	1.73	44	6.57	2.12	22	6.18	2.13	69	6.42	2.27
The World Bank Group supports programs and strategies that are realistic for Brazil at the federal, state, and/or municipal level	4	7.00	1.41	16	6.56	2.25	42	6.12	2.04	23	6.17	1.95	70	6.17	2.30
The World Bank Group treats clients and stakeholders in Brazil at the federal, state, and/or municipal level with respect	4	8.25	1.50	15	7.67	1.59	45	7.71	2.06	24	7.13	1.94	65	6.86	2.47
The World Bank Group is an organization that does not represent a particular ideological perspective in Brazil*	4	5.00	3.27	16	7.13	2.42	46	6.37	2.81	20	5.00	2.38	65	5.23	2.99
The World Bank Group is an organization that is not overly influenced by any particular country*	2	6.50	2.12	15	6.60	2.44	43	5.58	2.33	22	4.64	2.19	68	4.50	2.49
The World Bank Group respects the positions, views and demands of the government of Brazil at the federal, state, and/or municipal level*	4	8.25	0.96	16	7.13	1.71	44	7.32	2.30	21	6.00	2.26	65	6.20	2.53
The World Bank Group listens and takes into account your views	4	7.75	0.96	13	6.85	1.72	41	6.98	2.13	22	6.32	2.12	66	6.03	2.35

\*Significantly different between locations

	Which best represents your geographic location?														
	North			South			Southeast			Northeast			Center-West		
	N	Mean	SD	N	Mean	SD	N	Mean	SD	N	Mean	SD	N	Mean	SD
When considering the national development needs in , to what extent does the combination of financial, knowledge and convening services that the World Bank Group currently provides in Brazil meet the national development needs of Brazil at the federal, state, and/or municipal level?	5	7.00	1.87	15	7.13	1.51	43	6.51	1.97	23	6.91	1.59	66	6.33	1.83

(1-To no degree at all, 10-To a very significant degree)

**B. Overall Attitudes toward the World Bank (continued)**

To what extent is the World Bank Group an effective development partner in Brazil at the federal, state, and/or municipal level?

(1-To no degree at all, 10-To a very significant degree)

	Which best represents your geographic location?														
	North			South			Southeast			Northeast			Center-West		
	N	Mean	SD	N	Mean	SD	N	Mean	SD	N	Mean	SD	N	Mean	SD
Responsiveness	5	6.60	1.67	13	6.38	1.45	40	6.10	2.01	22	6.86	1.36	64	6.13	2.04
Flexibility (in terms of the World Bank Group's products and services)	5	6.80	2.28	13	6.08	1.71	42	5.86	2.10	22	6.05	1.79	64	5.94	1.92
Flexibility (in terms of changing country circumstances)	5	6.80	2.28	13	6.00	1.68	37	5.76	1.88	19	6.16	1.74	63	5.87	1.77
Being inclusive	3	7.00	2.00	13	6.54	1.81	40	5.95	2.05	21	6.33	1.93	65	6.22	2.00
Openness	3	7.33	2.08	13	6.31	1.84	43	7.07	1.97	20	6.20	2.02	63	5.94	2.22
Staff accessibility	4	8.25	1.50	14	6.71	2.30	44	6.77	2.20	22	6.77	1.93	64	6.13	2.28
Straightforwardness and honesty	4	8.25	1.71	13	7.46	1.61	40	6.98	1.99	22	6.50	2.02	59	6.22	2.17
Collaboration with groups outside of the Government	4	8.25	1.26	12	6.50	1.38	37	6.00	2.03	17	7.06	1.92	55	6.04	2.25
Collaboration with the Government	4	8.25	1.71	15	7.20	1.74	43	7.14	2.09	21	7.43	1.69	62	6.95	2.04
Collaboration with other donors	3	7.00	1.73	9	5.78	2.11	24	6.33	2.01	9	6.11	1.69	36	6.14	2.06
Follow through over time	4	9.00	1.41	13	7.38	1.80	40	7.70	2.13	20	7.70	1.59	60	7.47	2.47

When World Bank Group assisted reform efforts fail or are slow to take place, which of the following would you attribute this to?

(Choose no more than TWO)

Percentage of Respondents (Responses Combined)	North	South	Southeast	Northeast	Center-West
Political pressures and obstacles	16.7%	34.8%	43.1%	34.6%	36.4%
The World Bank Group does not do adequate follow through/follow-up*	0.0%	0.0%	15.7%	3.8%	4.5%
There is not an adequate level of citizen/civil society participation	16.7%	26.1%	33.3%	30.8%	30.7%
The Government works inefficiently	16.7%	56.5%	29.4%	38.5%	28.4%
Lack of/inadequate levels of capacity in Government	16.7%	8.7%	11.8%	23.1%	25.0%
The World Bank Group works too slowly	0.0%	4.3%	9.8%	7.7%	11.4%
Reforms are not well thought out in light of country challenges	33.3%	21.7%	9.8%	19.2%	17.0%
The World Bank Group is not sensitive enough to political/social realities on the ground	16.7%	4.3%	11.8%	3.8%	15.9%
Other	16.7%	0.0%	0.0%	11.5%	5.7%

\*Significantly different between locations

### C. World Bank Effectiveness and Results

How effective do you believe the World Bank Group is in terms of the work it does in the following areas of development in Brazil at the federal, state, and/or municipal level? (1-Not effective at all, 10-Very effective)

	Which best represents your geographic location?														
	North			South			Southeast			Northeast			Center-West		
	N	Mean	SD	N	Mean	SD	N	Mean	SD	N	Mean	SD	N	Mean	SD
Education	5	6.60	1.67	14	6.00	2.45	36	6.06	2.24	18	6.39	1.79	54	6.00	2.07
Information and communications technology	3	7.33	.58	12	6.42	1.62	30	6.03	2.28	15	6.20	1.78	49	6.20	2.16
Transport	4	6.25	2.06	13	6.38	1.61	32	5.81	2.64	16	6.19	1.11	49	5.98	2.16
Crime and violence	3	6.33	.58	13	4.62	1.94	27	4.52	2.56	14	4.93	2.20	43	4.56	2.07
Law and justice	3	6.67	.58	12	4.58	2.02	26	3.62	2.55	12	5.08	1.78	42	4.60	2.16
Urban development	4	7.50	1.29	12	6.17	1.59	37	6.16	2.24	20	6.20	1.94	51	6.27	2.23
Environmental sustainability	4	7.00	.82	13	6.23	2.17	36	6.44	2.29	16	6.38	2.03	50	6.18	2.26
Regulatory framework	3	7.00	1.00	10	5.40	1.58	26	5.00	2.93	15	5.67	1.54	45	5.13	2.25
Basic infrastructure	3	7.67	1.15	13	6.46	1.71	33	6.39	2.40	18	6.72	1.56	54	6.35	2.29
Communicable/non-communicable diseases	3	8.33	1.15	12	6.08	2.15	27	5.96	2.75	16	6.63	1.41	48	5.90	2.31
Poverty reduction	4	7.25	1.26	14	6.29	1.82	39	5.95	2.56	19	6.37	2.11	53	6.04	2.23
Gender equity	2	7.50	.71	13	5.54	1.76	23	5.91	2.54	16	6.13	2.00	45	5.22	2.63
Domestic private sector development	4	6.50	1.29	11	5.36	1.69	26	5.23	2.52	14	5.93	1.82	39	4.85	2.13
Foreign direct investment	3	6.67	2.08	12	6.00	1.76	22	5.91	2.83	16	6.13	1.78	40	5.63	2.45
Water and sanitation	4	7.00	1.41	13	6.54	1.66	34	6.62	2.30	17	7.00	1.77	47	5.94	2.24
Trade and exports	4	7.50	1.73	12	5.17	1.95	25	5.40	2.68	18	6.72	1.71	40	5.95	2.40
Economic growth	4	7.25	2.06	11	6.18	2.23	31	6.03	2.43	20	7.20	1.24	45	6.27	2.28
Energy	4	6.75	1.71	12	6.42	2.19	28	6.43	2.33	16	7.25	1.13	42	6.02	2.18
Disaster management	4	6.50	1.29	12	5.67	2.19	25	5.60	2.75	14	5.64	2.02	40	5.00	2.34
Public sector governance/ reform	3	5.67	1.53	12	5.42	2.43	38	5.71	3.16	16	6.81	1.87	53	5.25	2.34
Job creation/employment	4	5.75	1.50	13	5.23	1.79	31	5.65	2.43	15	5.87	1.96	44	5.41	1.94
Financial markets	4	7.25	.96	12	4.83	2.12	28	6.11	2.77	15	7.07	1.53	42	5.71	2.10
Equality of opportunity	4	7.25	1.50	13	5.00	2.48	27	5.26	2.58	17	6.41	1.84	46	5.11	2.26
Health	5	6.40	2.19	13	5.62	2.79	37	6.32	2.61	21	6.62	1.66	54	5.96	2.33
Rural development	5	7.00	2.35	13	6.08	2.18	27	5.78	2.59	16	6.81	1.87	43	5.26	2.25
Global/regional integration	4	6.00	2.16	11	5.91	1.81	31	5.74	2.61	17	7.18	1.38	45	5.38	2.22
Food security	4	5.75	.96	11	5.82	1.66	26	5.38	2.64	16	6.69	1.70	44	5.14	2.25
Anti corruption	4	5.75	1.26	10	4.80	2.82	28	3.82	2.80	13	6.15	2.41	45	4.42	2.57
Social protection	4	6.25	.96	12	4.58	2.11	28	5.36	2.60	13	6.38	2.10	45	5.64	2.65
Climate change	3	6.67	.58	10	5.60	1.90	29	5.86	2.56	12	6.58	2.23	42	4.88	2.37
Agricultural development	4	6.50	2.38	14	5.57	2.44	29	5.86	2.37	16	7.31	1.82	46	5.67	2.20
Natural resource management	3	6.67	1.53	12	5.67	1.92	24	5.54	2.95	12	6.83	1.95	44	5.57	2.17

	Which best represents your geographic location?														
	North			South			Southeast			Northeast			Center-West		
	N	Mean	SD	N	Mean	SD	N	Mean	SD	N	Mean	SD	N	Mean	SD
To what extent does the World Bank Group's work help to achieve development results in Brazil at the federal, state, and/or municipal level?*	5	7.00	2.35	16	6.88	1.41	42	6.21	1.97	23	7.22	1.62	73	5.85	2.06

(1-To no degree at all, 10-To a very significant degree) \*Significantly different between locations

To what extent do you agree with the following statements about the World Bank Group in Brazil at the federal, state, and/or municipal level? (1-Strongly disagree, 10-Strongly agree)

	Which best represents your geographic location?														
	North			South			Southeast			Northeast			Center-West		
	N	Mean	SD	N	Mean	SD	N	Mean	SD	N	Mean	SD	N	Mean	SD
The World Bank Group's financial instruments meet the needs of Brazil at the federal, state, and/or municipal level	5	6.00	2.55	16	6.38	1.89	47	6.13	2.11	24	5.83	2.18	69	5.52	1.92
The World Bank Group meets Brazil's needs for knowledge services at the federal, state, and/or municipal level	5	6.20	1.64	12	5.67	1.67	46	6.33	2.46	22	6.41	2.09	71	5.83	2.12

	Which best represents your geographic location?														
	North			South			Southeast			Northeast			Center-West		
	N	Mean	SD	N	Mean	SD	N	Mean	SD	N	Mean	SD	N	Mean	SD
To what extent do you believe that Brazil receives value for money from the World Bank Group's fee-based products/services at the federal, state, and/or municipal level?	1	7.00		6	6.33	1.75	19	6.42	2.65	10	5.90	2.42	26	6.31	1.72

(1-To no degree at all, 10-To a very significant degree)

#### D. The World Bank's Knowledge

How frequently do you consult World Bank knowledge work and activities in the work you do?\*

Percentage of Respondents	North	South	Southeast	Northeast	Center-West
Weekly	0.0%	0.0%	7.8%	0.0%	3.4%
Monthly	0.0%	4.3%	7.8%	7.7%	8.0%
A few times a year	16.7%	43.5%	52.9%	46.2%	36.4%
Rarely	66.7%	13.0%	25.5%	38.5%	33.0%
Never	16.7%	39.1%	5.9%	7.7%	19.3%

\*Significantly different between locations

When thinking about the development challenges in Brazil at the federal, state, and/or municipal level, where do you believe it would be most valuable for the World Bank Group to focus its knowledge work and activities in the next few years? (Choose no more than THREE)

Percentage of Respondents (Responses Combined)	North	South	Southeast	Northeast	Center-West
Crime and violence	0.0%	21.7%	11.8%	19.2%	11.4%
Gender equity	0.0%	4.3%	0.0%	0.0%	2.3%
Domestic private sector development	16.7%	8.7%	3.9%	0.0%	6.8%
Foreign direct investment	0.0%	4.3%	0.0%	0.0%	1.1%
Water and sanitation	0.0%	8.7%	9.8%	11.5%	14.8%
Trade and exports	0.0%	4.3%	0.0%	0.0%	3.4%
Energy	0.0%	8.7%	5.9%	0.0%	6.8%
Disaster management	0.0%	4.3%	0.0%	0.0%	1.1%
Social protection	0.0%	4.3%	0.0%	7.7%	1.1%
Climate change	0.0%	0.0%	2.0%	0.0%	0.0%
Poverty reduction	33.3%	17.4%	11.8%	19.2%	18.2%
Law and justice	0.0%	0.0%	2.0%	0.0%	1.1%
Anti corruption	0.0%	4.3%	11.8%	3.8%	10.2%
Financial markets*	16.7%	0.0%	0.0%	0.0%	2.3%
Equality of opportunity	16.7%	0.0%	2.0%	0.0%	2.3%
Urban development	16.7%	4.3%	7.8%	3.8%	8.0%
Public sector governance/ reform	16.7%	39.1%	43.1%	42.3%	30.7%
Education	50.0%	34.8%	66.7%	69.2%	59.1%
Global/regional integration	0.0%	4.3%	5.9%	3.8%	6.8%
Information and communications technology	16.7%	4.3%	3.9%	0.0%	5.7%
Transport	0.0%	21.7%	9.8%	11.5%	15.9%
Agricultural development	0.0%	8.7%	0.0%	3.8%	3.4%
Natural resource management	16.7%	0.0%	2.0%	3.8%	1.1%
Job creation/employment	0.0%	0.0%	2.0%	11.5%	9.1%
Health	50.0%	30.4%	33.3%	42.3%	25.0%
Economic growth	16.7%	4.3%	13.7%	11.5%	8.0%
Rural development*	16.7%	8.7%	0.0%	7.7%	1.1%
Food security	0.0%	4.3%	3.9%	0.0%	3.4%
Environmental sustainability	0.0%	0.0%	11.8%	11.5%	3.4%
Regulatory framework	0.0%	4.3%	3.9%	3.8%	2.3%
Basic infrastructure	16.7%	17.4%	17.6%	7.7%	19.3%
Communicable/non-communicable diseases	0.0%	0.0%	0.0%	0.0%	0.0%

\*Significantly different between locations

**D. The World Bank's Knowledge (continued)**

**In Brazil, how effective do you believe the World Bank's knowledge work and activities:**

*(1-Not effective at all, 10-Very effective)*

	Which best represents your geographic location?														
	North			South			Southeast			Northeast			Center-West		
	N	Mean	SD	N	Mean	SD	N	Mean	SD	N	Mean	SD	N	Mean	SD
Enhancing your knowledge and/or skills	5	7.20	.84	15	6.13	2.20	45	6.49	2.14	21	7.00	1.92	67	5.90	2.32
Contributing to good policy making	4	7.50	1.73	15	6.53	2.13	46	6.61	2.11	22	7.00	2.05	68	6.07	2.35
Providing support for program implementation	5	6.80	.84	16	6.75	2.18	45	6.73	1.99	22	7.45	1.71	67	6.76	2.17

**In Brazil, to what extent do you believe that the World Bank's knowledge work and activities:**

*(1-To no degree at all, 10-To a very significant degree)*

	Which best represents your geographic location?														
	North			South			Southeast			Northeast			Center-West		
	N	Mean	SD	N	Mean	SD	N	Mean	SD	N	Mean	SD	N	Mean	SD
Are timely	5	7.40	2.07	16	6.69	1.20	44	7.16	1.99	23	7.17	1.70	72	6.64	2.01
Are relevant to Brazil's development priorities at the federal, state, and/or municipal level	5	7.40	2.07	15	6.93	1.44	47	7.15	2.02	24	7.04	1.94	73	6.63	2.15
Provide feasible recommendations	4	7.25	2.22	15	6.93	1.44	45	6.67	1.83	24	7.13	1.65	70	6.63	2.20
Are accessible	5	6.60	2.07	14	6.43	1.50	45	6.47	2.35	24	6.63	2.00	65	6.12	2.53
Are useful in terms of the work you do	5	7.00	2.12	14	6.71	1.44	44	6.59	2.04	23	7.00	1.88	71	6.39	2.60
Are translated enough into local language	5	7.80	1.48	14	7.07	1.77	42	6.48	2.02	24	6.38	1.95	66	6.26	2.36
Are adaptable to Brazil's specific development challenges and country circumstances at the federal, state, and/or municipal level	5	7.40	1.52	14	6.71	1.68	45	7.09	1.81	24	7.08	1.41	66	6.79	2.34

	Which best represents your geographic location?														
	North			South			Southeast			Northeast			Center-West		
	N	Mean	SD	N	Mean	SD	N	Mean	SD	N	Mean	SD	N	Mean	SD
Overall, how significant a contribution do you believe the World Bank Group's knowledge work and activities make to development results in your country at the federal, state, and/or municipal level?	4	7.25	2.22	17	7.06	1.60	46	6.93	1.83	24	7.33	1.74	77	6.39	2.07
Overall, how would you rate the technical quality of the World Bank Group's knowledge work and activities?	5	8.20	.84	15	7.53	1.64	46	7.83	1.60	24	7.79	1.59	67	7.40	1.82

*(1-Not significant at all, 10-Very significant; 1-Very low technical quality, 10-Very high technical quality)*

**Have you read/consulted the most recent LAC Flagship Report: Economic Mobility and the Rise of the Latin American Middle Class?**

Percentage of Respondents	North	South	Southeast	Northeast	Center-West
Yes	33.3%	13.6%	18.0%	12.0%	16.3%
No	66.7%	86.4%	82.0%	88.0%	83.7%

	Which best represents your geographic location?														
	North			South			Southeast			Northeast			Center-West		
	N	Mean	SD	N	Mean	SD	N	Mean	SD	N	Mean	SD	N	Mean	SD
To what extent do you believe this Flagship Report raised substantive new information and insight that you were not aware of prior to reading?	2	6.00	1.41	3	7.00	1.00	10	7.60	1.43	4	7.00	2.00	14	6.93	2.02
To what extent do you believe this Flagship Report provided you with useful information in terms of the work you do?	2	7.00	1.41	3	7.33	1.15	10	7.70	1.49	4	7.75	1.89	14	6.71	2.09

*(1-To no degree at all, 10-To a very significant degree)*

### E. Working with the World Bank

To what extent do you agree/disagree with the following statements?

(1-Strongly disagree, 10-Strongly agree)

	Which best represents your geographic location?														
	North			South			Southeast			Northeast			Center-West		
	N	Mean	SD	N	Mean	SD	N	Mean	SD	N	Mean	SD	N	Mean	SD
The World Bank Group disburses funds promptly	3	4.67	2.52	16	6.19	1.42	36	5.08	2.32	21	5.57	1.89	62	5.05	2.36
The World Bank Group effectively monitors and evaluates the projects and programs it supports	3	7.67	1.53	15	7.27	1.87	43	6.88	2.14	23	7.39	1.37	67	7.01	2.33
The World Bank Group's approvals and reviews are done in a timely fashion	3	7.00	2.00	14	7.07	1.69	36	6.58	2.13	21	7.00	1.55	53	6.51	2.25
The World Bank Group's "Safeguard Policy" requirements are reasonable	3	6.67	2.08	13	6.92	1.85	32	6.28	2.25	18	6.72	1.64	47	6.17	2.17
The World Bank Group's conditions on its lending are reasonable	3	7.00	2.65	14	7.07	2.20	41	6.76	2.09	20	6.35	1.79	59	6.29	2.42
Working with the World Bank Group increases Brazil's institutional capacity at the federal, state, and/or municipal level	4	8.00	1.83	14	6.86	1.99	45	7.11	2.08	23	7.17	1.34	68	6.97	2.14
The World Bank Group ensures consistency and continuity through staff changes	4	7.75	1.50	13	6.69	2.18	33	6.52	2.14	21	6.71	1.68	50	6.10	2.31
The World Bank Group's teams and visits are well coordinated	4	8.00	1.41	12	6.75	1.96	32	7.16	2.02	21	7.14	1.71	55	7.18	2.03
Where country systems are adequate, the World Bank Group makes appropriate use of them	3	7.33	1.15	12	6.67	1.72	34	6.59	2.12	20	6.40	1.88	51	6.65	2.19
The World Bank Group provides effective implementation support	4	8.00	1.63	13	6.85	1.77	38	6.82	2.09	24	6.88	1.94	57	6.93	2.21

### F. Recent Trends and the Future Role of the World Bank in Brazil

	Which best represents your geographic location?														
	North			South			Southeast			Northeast			Center-West		
	N	Mean	SD	N	Mean	SD	N	Mean	SD	N	Mean	SD	N	Mean	SD
In the last three years, to what extent do you believe that the World Bank Group has moved in the right direction in terms of the focus of its work in Brazil at the federal, state, and/or municipal level?	4	7.50	2.65	13	6.54	2.22	40	6.78	1.97	21	7.38	1.12	69	6.33	1.80

(1-To no degree at all, 10-To a very significant degree)

	Which best represents your geographic location?														
	North			South			Southeast			Northeast			Center-West		
	N	Mean	SD	N	Mean	SD	N	Mean	SD	N	Mean	SD	N	Mean	SD
How significant a role do you believe that international development cooperation SHOULD play in Brazil's development in the near future at the federal, state, and/or municipal level?	6	8.17	2.23	15	7.53	1.77	46	8.00	1.26	24	8.17	1.27	76	7.86	1.68
How significant a role do you believe the World Bank Group SHOULD play in Brazil's development in the near future at the federal, state, and/or municipal level?	6	9.17	.98	18	7.83	1.54	49	7.88	1.64	25	8.12	1.24	80	7.75	1.85

(1-Not a significant role at all, 10- Very significant role)

### F. Recent Trends and the Future Role of the World Bank in Brazil (continued)

Which of the following SHOULD the World Bank Group do to make itself of greater value in Brazil at the federal, state, and/or municipal level? (Choose no more than TWO)

Percentage of Respondents (Responses Combined)	North	South	Southeast	Northeast	Center-West
Improve the quality of its experts as related to Brazil's specific challenges at the federal, state, and/or municipal level	16.7%	26.1%	15.7%	26.9%	26.1%
Reduce the complexity of obtaining World Bank Group financing	66.7%	30.4%	35.3%	50.0%	31.8%
Focus primarily on advocacy issues	0.0%	8.7%	2.0%	0.0%	9.1%
Increase international knowledge exchange	16.7%	13.0%	21.6%	30.8%	20.5%
Improve the competitiveness of its financing compared to markets	16.7%	17.4%	11.8%	15.4%	11.4%
Reach out more to groups outside of government*	0.0%	26.1%	31.4%	11.5%	11.4%
Increase local implementation training	16.7%	8.7%	9.8%	7.7%	18.2%
Ensure greater selectivity in its work	0.0%	8.7%	2.0%	3.8%	3.4%
Provide more adequate data/knowledge/statistics/figures on Brazil's economy	16.7%	4.3%	7.8%	23.1%	12.5%
Offer more innovative financial products	16.7%	8.7%	13.7%	7.7%	8.0%
Offer more innovative knowledge services	0.0%	0.0%	17.6%	3.8%	11.4%
Increase availability of Fee-Based services	0.0%	0.0%	2.0%	0.0%	2.3%
Provide more convening opportunities	0.0%	8.7%	2.0%	3.8%	6.8%
Work faster	16.7%	0.0%	3.9%	0.0%	4.5%
Other	0.0%	4.3%	3.9%	11.5%	3.4%

\*Significantly different between locations

When considering the combination of services that the World Bank Group offers in Brazil at the federal, state, and/or municipal level, and taking into account its limited level of resources, which ONE of the following do you believe the World Bank Group should offer more of in Brazil?

Percentage of Respondents	North	South	Southeast	Northeast	Center-West
Financial services	33.3%	22.7%	18.0%	19.2%	12.6%
Knowledge products	33.3%	9.1%	42.0%	30.8%	37.9%
Convening services	0.0%	9.1%	0.0%	0.0%	2.3%
None of the above	0.0%	4.5%	0.0%	0.0%	4.6%
The combination is appropriate for Brazil	33.3%	54.5%	40.0%	50.0%	42.5%

### G. Communication and Information Sharing

How do you get most of your information about economic and social development issues in Brazil at the federal, state, and/or municipal level? (Choose no more than TWO)

Percentage of Respondents (Responses Combined)	North	South	Southeast	Northeast	Center-West
Local newspapers*	33.3%	34.8%	70.6%	26.9%	47.7%
International newspapers	0.0%	0.0%	5.9%	3.8%	3.4%
Local radio	0.0%	8.7%	2.0%	3.8%	2.3%
International radio	0.0%	0.0%	0.0%	0.0%	0.0%
Local television*	50.0%	34.8%	11.8%	30.8%	18.2%
International television	0.0%	0.0%	0.0%	0.0%	1.1%
Periodicals	0.0%	21.7%	29.4%	19.2%	19.3%
Internet	83.3%	73.9%	68.6%	96.2%	71.6%
Social media*	33.3%	0.0%	0.0%	3.8%	8.0%
Blogs	0.0%	4.3%	2.0%	3.8%	5.7%
Mobile phones	0.0%	0.0%	0.0%	0.0%	1.1%
Instant messaging*	0.0%	8.7%	0.0%	0.0%	0.0%
Other	0.0%	0.0%	2.0%	0.0%	8.0%

\*Significantly different between locations



**G. Communication and Information Sharing (continued)**

How would you prefer to receive information from the World Bank Group? (Choose no more than TWO)

Percentage of Respondents (Responses Combined)	North	South	Southeast	Northeast	Center-West
World Bank Group website	50.0%	34.8%	29.4%	38.5%	44.3%
Direct contact with World Bank Group	0.0%	13.0%	13.7%	3.8%	9.1%
e-newsletters	66.7%	47.8%	43.1%	50.0%	38.6%
Instant messaging	0.0%	8.7%	5.9%	11.5%	4.5%
World Bank Group seminars/workshops/conferences	0.0%	8.7%	37.3%	34.6%	30.7%
World Bank Group Public Information Center	0.0%	4.3%	5.9%	3.8%	4.5%
World Bank Group publications and other written materials	33.3%	26.1%	25.5%	42.3%	23.9%
Mobile phones	0.0%	0.0%	0.0%	0.0%	0.0%
Social media	16.7%	8.7%	11.8%	7.7%	20.5%
Blogs	0.0%	0.0%	2.0%	0.0%	3.4%
Other	0.0%	0.0%	2.0%	0.0%	2.3%

Are you aware of the World Bank's Access to Information Policy under which the Bank will now disclose any information in its possession that is not on a list of exceptions?

Percentage of Respondents	North	South	Southeast	Northeast	Center-West
Yes	16.7%	13.0%	25.0%	15.4%	21.6%
No	83.3%	87.0%	75.0%	84.6%	78.4%

Do you use/have used the World Bank website?

Percentage of Respondents	North	South	Southeast	Northeast	Center-West
Yes	33.3%	43.5%	63.3%	53.8%	55.7%
No	66.7%	56.5%	36.7%	46.2%	44.3%

Do you access or follow the World Bank Group's social media channels?

Percentage of Respondents	North	South	Southeast	Northeast	Center-West
Yes	0.0%	8.7%	12.5%	7.7%	13.6%
No	100.0%	91.3%	87.5%	92.3%	86.4%

Which of the following World Bank e-services are you currently subscribed to?

Percentage of Respondents (Responses Combined)	North	South	Southeast	Northeast	Center-West
World Bank E-newsletter	0.0%	17.4%	29.4%	15.4%	13.6%
World Bank Blogs	0.0%	8.7%	5.9%	3.8%	9.1%
World Bank Social media channels	16.7%	4.3%	11.8%	3.8%	19.3%
Other	16.7%	17.4%	21.6%	34.6%	30.7%

Please rate how much you agree with the following statements. (1-Strongly disagree, 10-Strongly agree)

	Which best represents your geographic location?														
	North			South			Southeast			Northeast			Center-West		
	N	Mean	SD	N	Mean	SD	N	Mean	SD	N	Mean	SD	N	Mean	SD
When I need information from the World Bank Group I know how to find it	2	6.50	2.12	15	5.13	2.67	44	6.45	2.81	21	4.95	2.71	73	5.48	2.76
The World Bank Group is responsive to my information requests and inquiries	2	5.00	1.41	12	5.92	2.43	29	7.34	2.16	15	6.13	2.59	50	6.50	2.64

## H. Background Information

Do you primarily work at the...?\*

Percentage of Respondents	North	South	Southeast	Northeast	Center-West
Federal level	0.0%	21.1%	32.6%	11.5%	67.4%
State level	66.7%	57.9%	41.9%	69.2%	27.9%
Municipal level	33.3%	21.1%	25.6%	19.2%	4.7%

\*Significantly different between locations

Currently, do you professionally collaborate/work with the World Bank Group in your country?

Percentage of Respondents	North	South	Southeast	Northeast	Center-West
Yes	0.0%	21.7%	21.6%	34.6%	16.3%
No	100.0%	78.3%	78.4%	65.4%	83.7%

Do you work/Have you worked with the International Finance Corporation in Brazil at the federal, state, and/or municipal level?

Percentage of Respondents	North	South	Southeast	Northeast	Center-West
Yes	16.7%	17.4%	27.5%	30.8%	26.1%
No	83.3%	82.6%	72.5%	69.2%	73.9%

Which of the following describes most of your exposure to the World Bank Group in Brazil at the federal, state, and/or municipal level?

(Choose no more than TWO)

Percentage of Respondents (Responses Combined)	North	South	Southeast	Northeast	Center-West
Observer*	83.3%	30.4%	23.5%	42.3%	38.6%
Use World Bank Group reports/data	16.7%	4.3%	29.4%	15.4%	19.3%
Engage in World Bank Group related/sponsored events/activities	0.0%	17.4%	17.6%	19.2%	21.6%
Collaborate as part of my professional duties	16.7%	21.7%	29.4%	50.0%	27.3%
Use World Bank Group website for information, data, research, etc.	0.0%	26.1%	31.4%	11.5%	28.4%

\*Significantly different between locations

## Appendix D: Responses to All Questions by Year<sup>1</sup>

FY '06 Response Number = 423 • FY '13 Response Number = 200

### B. Overall Attitudes toward the World Bank

	year					
	FY 2006			FY 2013		
	N	Mean	SD	N	Mean	SD
How familiar are you with the work of the World Bank in Brazil at the federal, state, and/or municipal level?	408	5.94	2.44	191	5.87	2.58

(1-Not familiar at all, 10-Extremely familiar)

	year					
	FY 2006			FY 2013		
	N	Mean	SD	N	Mean	SD
Overall, please rate your impression of the effectiveness of the World Bank in Brazil at the federal, state, and/or municipal level.	390	6.53	2.11	165	6.37	2.17

(1-Not effective at all, 10-Very effective)

To what extent do you agree with the following statements about the World Bank Group's work in Brazil at the federal, state, and/or municipal level? (1-Strongly disagree, 10-Strongly agree)

	year					
	FY 2006			FY 2013		
	N	Mean	SD	N	Mean	SD
Overall the World Bank Group currently plays a relevant role in development in Brazil at the federal, state, and/or municipal level	393	6.36	2.18	170	6.01	2.01
The World Bank Group's work is aligned with what I consider the development priorities for Brazil at the federal, state, and/or municipal level	381	6.10	2.17	164	5.85	2.10
The World Bank Group supports programs and strategies that are realistic for Brazil at the federal, state, and/or municipal level	376	6.06	2.20	158	6.23	2.14
The World Bank Group treats clients and stakeholders in Brazil at the federal, state, and/or municipal level with respect	347	7.55	2.17	157	7.24	2.24

<sup>1</sup> Only those questions that were asked in the FY '06 and FY '13 country surveys, with similar response scales/options, are presented.

### B. Overall Attitudes toward the World Bank (continued)

To what extent is the World Bank Group an effective development partner in Brazil at the federal, state, and/or municipal level?

(1-To no degree at all, 10-To a very significant degree)

	year					
	FY 2006			FY 2013		
	N	Mean	SD	N	Mean	SD
Flexibility (in terms of changing country circumstances)	252	6.08	2.10	140	5.96	1.81
Staff accessibility	317	6.26	2.59	151	6.53	2.21
Straightforwardness and honesty*	316	7.20	2.50	141	6.68	2.07

\*Significantly different between FY13 and FY06 country surveys.

### C. World Bank Effectiveness and Results

How effective do you believe the World Bank Group is in terms of the work it does in the following areas of development in Brazil at the federal, state, and/or municipal level?

(1-Not effective at all, 10-Very effective)

	year					
	FY 2006			FY 2013		
	N	Mean	SD	N	Mean	SD
Education	282	5.71	2.26	130	6.12	2.10
Environmental sustainability*	342	5.88	2.15	122	6.36	2.17
Regulatory framework*	230	5.83	2.07	102	5.31	2.29
Poverty reduction	341	5.81	2.05	132	6.15	2.25
Economic growth*	345	5.87	2.04	113	6.43	2.18
Public sector governance/ reform	284	5.60	2.24	125	5.66	2.58
Health*	259	5.60	2.24	133	6.17	2.34
Anti corruption*	243	3.80	2.39	103	4.64	2.69
Natural resource management	289	5.90	2.33	98	5.79	2.30

\*significantly different between FY13 and FY06 country surveys

### D. The World Bank's Knowledge Work and Activities

In Brazil, to what extent do you believe that the World Bank's knowledge work and activities:

(1-To no degree at all, 10-To a very significant degree)

	year					
	FY 2006			FY 2013		
	N	Mean	SD	N	Mean	SD
Are adaptable to Brazil's specific development challenges and country circumstances at the federal, state, and/or municipal level*	360	6.11	2.21	157	6.94	1.98

\*Significantly different between FY13 and FY06 country surveys.

**E. Working with the World Bank**

To what extent do you agree/disagree with the following statements? (1-Strongly disagree, 10-Strongly agree)

	year					
	FY 2006			FY 2013		
	N	Mean	SD	N	Mean	SD
The World Bank Group disburses funds promptly*	244	6.82	2.33	141	5.29	2.22
The World Bank Group effectively monitors and evaluates the projects and programs it supports	273	7.18	2.22	154	7.09	2.08
The World Bank Group's conditions on its lending are reasonable	317	6.24	2.21	140	6.54	2.21
Working with the World Bank Group increases Brazil's institutional capacity at the federal, state, and/or municipal level	281	7.02	2.19	157	7.07	1.98

\*Significantly different between FY13 and FY06 country surveys.

**G. Communication and Information Sharing**

Do you use/have you used the World Bank Group website?\*

Percentage of Respondents	FY 2006	FY 2013
Yes	66.4%	55.4%
No	33.6%	44.6%

\*Significantly different between FY13 and FY06 country surveys.

## Appendix E: Indicator Questions as a Function of Exposure to the Bank

Indicator Question	Currently, do you professionally collaborate/work with the World Bank in your country?		Which of the following describes most of your exposure to the World Bank in Brazil? (Choose no more than TWO)									
			Observer		Use WB reports/data		Engage in WB activities		Collaborate		Use WB website	
	No Mean	Yes Mean	No Mean	Yes Mean	No Mean	Yes Mean	No Mean	Yes Mean	No Mean	Yes Mean	No Mean	Yes Mean
Overall, please rate your impression of the effectiveness of the World Bank in Brazil at the federal, state, and/or municipal level.	6.12	7.26	6.54	6.04	6.38	6.33	6.19	7.03	6.03	7.05	6.25	6.67
To what extent do you believe the World Bank Group's staff is well prepared to help solve its most complicated development challenges at the federal, state, and/or municipal level?	7.23	7.71	7.24	7.47	7.39	7.06	7.26	7.50	7.20	7.54	7.22	7.54
Overall the World Bank Group currently plays a relevant role in development in Brazil at the federal, state, and/or municipal level	5.88	6.70	6.02	6.00	6.05	5.87	5.86	6.60	5.96	6.11	5.90	6.29
The World Bank Group's work is aligned with what I consider the development priorities for Brazil at the federal, state, and/or municipal level	5.63	6.71	5.98	5.60	5.82	5.97	5.66	6.57	5.75	6.05	5.82	5.94
Responsiveness	6.06	6.89	6.46	5.89	6.27	6.33	6.06	6.97	6.14	6.56	6.18	6.53
Openness	6.14	7.12	6.50	6.15	6.42	6.27	6.32	6.63	6.25	6.64	6.31	6.54
Collaboration with groups outside of the Government	6.08	6.86	6.33	6.16	6.34	6.07	6.22	6.46	6.23	6.37	6.25	6.32
Collaboration with the Government	6.92	7.79	7.21	7.00	7.21	6.91	6.90	8.00	6.95	7.54	7.11	7.21
Collaboration with other donors	6.10	6.42	6.18	6.15	6.14	6.26	6.14	6.29	6.26	5.96	6.09	6.30
To what extent does the World Bank Group's work help to achieve development results in Brazil at the federal, state, and/or municipal level?	6.13	6.89	6.31	6.28	6.28	6.38	6.13	6.91	6.23	6.44	6.25	6.43
The World Bank Group's financial instruments meet the needs of Brazil at the federal, state, and/or municipal level	5.63	6.56	6.02	5.58	5.73	6.44	5.72	6.44	5.92	5.79	5.78	6.11
The World Bank Group meets Brazil's needs for knowledge services at the federal, state, and/or municipal level	5.82	6.89	6.27	5.69	5.92	6.60	5.82	6.97	6.00	6.22	6.00	6.23
The World Bank's knowledge work and activities are adaptable to Brazil's specific development challenges and country circumstances at the federal, state, and/or municipal level	6.72	7.53	6.94	6.92	6.88	7.14	6.80	7.43	6.84	7.11	6.91	7.00
Overall, how significant a contribution do you believe the World Bank Group's knowledge work and activities make to development results in your country at the federal, state, and/or municipal level?	6.71	7.03	6.63	7.03	6.70	7.03	6.68	7.14	6.83	6.65	6.64	7.10
Overall, how would you rate the technical quality of the World Bank Group's knowledge work and activities?	7.58	7.81	7.52	7.87	7.61	7.75	7.56	7.97	7.59	7.74	7.64	7.64
Where country systems are adequate, the World Bank Group makes appropriate use of them	6.45	6.91	6.67	6.51	6.67	6.40	6.54	6.89	6.35	7.09	6.62	6.62

Yellow highlight indicates significant difference between Yes and No mean.

## Appendix F: Indicator Questions by Stakeholder Groups

	Which of the following best describes your current position?																																
	Office of President/ Prime Minister/ Minister			Office of Parliamentarian			Employee of a Ministry/ Ministerial Dep/ Implementation Agency			PMU/ Consultant/ Contractor on Bank project			State Government			Municipal Government			Private Sector/ Financial Sector/ Private Bank			CSO			Media			Academia/ Research institute/ Think tank			Other		
	N	Mean	SD	N	Mean	SD	N	Mean	SD	N	Mean	SD	N	Mean	SD	N	Mean	SD	N	Mean	SD	N	Mean	SD	N	Mean	SD	N	Mean	SD			
Overall, please rate your impression of the effectiveness of the World Bank in Brazil at the federal, state, and/or municipal level.	8	6.38	1.06	4	6.00	1.15	30	6.27	2.10	4	6.75	1.71	48	6.85	1.97	15	7.13	1.55	19	5.42	2.65	6	6.83	3.06	15	6.40	2.35	6	5.00	2.00	8	6.00	2.83
To what extent do you believe the World Bank Group's staff is well prepared to help solve its most complicated development challenges at the federal, state, and/or municipal level?	9	6.67	1.12	3	7.67	.58	30	7.03	1.75	4	6.75	.96	48	7.48	1.65	14	7.93	1.33	18	6.67	2.20	6	8.17	1.17	17	7.88	1.87	5	6.60	2.30	7	8.00	1.00
Overall the World Bank Group currently plays a relevant role in development in Brazil at the federal, state, and/or municipal level	8	5.00	1.41	4	6.25	1.50	32	5.78	2.12	5	6.20	2.28	48	6.48	1.96	13	6.31	1.65	19	5.05	1.90	5	6.20	2.95	18	6.67	1.94	6	5.50	2.51	10	6.10	1.60
The World Bank Group's work is aligned with what I consider the development priorities for Brazil at the federal, state, and/or municipal level	9	5.33	1.80	4	5.75	1.89	30	5.53	2.16	4	6.25	2.99	50	5.88	2.05	12	6.42	1.88	18	5.06	2.01	5	6.20	1.92	15	7.00	2.04	6	5.83	2.32	9	6.44	2.19
Responsiveness	8	6.00	1.07	4	6.25	1.50	27	6.33	2.20	5	6.40	.89	46	6.59	1.81	13	6.38	1.94	16	5.19	1.97	6	5.50	2.51	13	6.54	1.71	3	6.33	2.52	6	7.00	1.79
Openness	7	6.43	2.30	4	6.25	1.50	28	6.00	2.04	5	5.40	1.14	45	6.51	2.23	12	7.67	1.67	15	5.53	2.20	5	7.80	1.79	14	7.07	2.20	5	4.60	2.07	5	6.40	1.52
Collaboration with groups outside of the Government	6	6.50	1.97	4	6.25	2.06	26	6.19	2.12	4	5.25	1.71	35	6.46	2.06	11	7.27	1.56	15	5.33	2.16	6	6.67	1.97	12	6.58	2.11	5	5.40	2.07	4	6.25	3.30
Collaboration with the Government	8	7.13	2.03	4	6.00	1.83	29	6.76	2.06	5	7.00	1.41	41	7.29	1.89	14	8.07	1.38	16	6.06	1.98	7	6.86	2.91	14	8.14	1.83	4	7.25	1.50	6	7.50	1.87
Collaboration with other donors	4	5.25	1.71	4	6.00	1.83	18	6.00	2.25	1	7.00		23	6.57	1.95	6	6.67	1.86	11	5.91	1.76	5	5.80	1.30	4	6.50	2.52	3	4.67	2.31	4	6.75	2.50
To what extent does the World Bank Group's work help to achieve development results in Brazil at the federal, state, and/or municipal level?	8	5.50	1.77	4	7.25	2.22	30	5.93	1.95	4	6.75	2.50	48	6.79	1.86	11	7.27	1.90	20	5.50	1.76	6	6.50	2.59	14	6.64	1.98	6	4.83	2.93	9	6.11	1.45
The World Bank Group's financial instruments meet the needs of Brazil at the federal, state, and/or municipal level	7	5.29	2.14	4	4.50	3.11	27	5.48	1.63	5	5.80	1.48	50	6.10	2.15	13	6.38	2.26	18	5.67	1.97	7	6.71	2.93	16	6.25	1.88	6	5.67	2.42	8	5.50	1.60
The World Bank Group meets Brazil's needs for knowledge services at the federal, state, and/or municipal level	9	6.22	2.28	4	5.25	3.20	29	5.86	2.08	5	6.40	1.82	46	6.02	2.01	14	7.36	2.24	16	5.44	2.00	6	5.83	2.71	16	6.44	2.45	5	6.80	2.17	7	5.43	1.99
The World Bank's knowledge work and activities are adaptable to Brazil's specific development challenges and country circumstances at the federal, state, and/or municipal level	9	6.89	2.42	4	7.00	1.15	30	6.70	2.28	5	7.40	1.67	47	7.02	1.87	14	7.57	1.55	15	6.53	1.68	6	6.33	1.21	15	7.33	2.55	4	6.75	3.20	6	6.83	1.72
Overall, how significant a contribution do you believe the World Bank Group's knowledge work and activities make to development results in your country at the federal, state, and/or municipal level?	9	5.44	2.07	4	7.00	2.00	33	6.52	2.09	4	7.00	2.45	48	7.10	1.73	15	7.67	1.40	20	6.45	2.16	6	7.00	2.00	15	7.00	1.65	6	5.67	3.39	9	6.78	.97
Overall, how would you rate the technical quality of the World Bank Group's knowledge work and activities?	8	7.25	1.83	3	7.67	1.53	30	7.47	1.78	5	7.40	1.82	49	7.80	1.54	13	7.92	1.19	17	7.35	2.09	6	7.17	1.72	16	7.94	1.69	6	7.50	2.35	6	8.50	1.05
Where country systems are adequate, the World Bank Group makes appropriate use of them	6	7.00	2.53	3	8.00	1.00	24	6.50	2.19	4	7.00	.82	42	6.95	2.08	11	7.18	1.66	14	5.43	1.95	4	7.00	1.41	6	6.33	2.34	4	5.25	2.36	4	6.50	1.29

## Appendix G: Responses to All Questions by Organizations Participants Primarily Work With

### A. General Issues facing Brazil

In general, would you say that Brazil is headed in...?

Percentage of Respondents	Currently, which of the following organizations do you work with the most in Brazil at the federal, state, and/or municipal level?	
	World Bank	Other Organizations
The right direction	78.0%	71.1%
The wrong direction	18.6%	21.5%
Not sure	3.4%	7.4%

Listed below are a number of development priorities in Brazil. Please identify which of the following you consider the most important development priorities in Brazil at the federal, state, and/or municipal level? (Choose no more than THREE)

Percentage of Respondents (Responses Combined)	Currently, which of the following organizations do you work with the most in Brazil at the federal, state, and/or municipal level?	
	World Bank	Other Organizations
Social protection	5.0%	13.2%
Transport	23.3%	23.5%
Public sector governance/ reform	53.3%	52.2%
Global/regional integration	5.0%	0.7%
Gender equity	3.3%	0.7%
Domestic private sector development	3.3%	1.5%
Foreign direct investment	0.0%	1.5%
Water and sanitation	8.3%	4.4%
Anti-corruption	20.0%	25.0%
Job creation/employment	0.0%	4.4%
Rural development	5.0%	2.2%
Financial markets	0.0%	0.0%
Urban development	3.3%	2.9%
Environmental sustainability	1.7%	5.9%
Equality of opportunity	6.7%	2.2%
Health	38.3%	33.8%
Education	65.0%	69.1%
Poverty reduction	15.0%	8.1%
Energy	0.0%	4.4%
Food security	0.0%	0.0%
Climate change	0.0%	0.0%
Agricultural development	0.0%	4.4%
Trade and exports	1.7%	2.9%
Crime and violence	3.3%	7.4%
Economic growth	11.7%	5.1%
Law and justice	5.0%	2.9%
Regulatory framework	3.3%	1.5%
Communicable/non-communicable diseases	0.0%	0.0%
Basic infrastructure	13.3%	16.2%
Natural resource management	0.0%	1.5%
Disaster management	0.0%	0.0%
Information and communications technology	0.0%	0.7%



**A. General Issues facing Brazil (continued)**

Poverty reduction is a broad term that encompasses work in many different areas. Which THREE areas of development listed below do you believe would contribute most to reducing poverty in Brazil at the federal, state, and/or municipal level? (Choose no more than THREE)

Percentage of Respondents (Responses Combined)	Currently, which of the following organizations do you work with the most in Brazil at the federal, state, and/or municipal level?	
	World Bank	Other Organizations
Food security	6.7%	6.6%
Equality of opportunity*	38.3%	24.3%
Economic growth	31.7%	39.0%
Climate change	0.0%	0.0%
Global/regional integration	0.0%	2.9%
Gender equity	1.7%	0.0%
Rural development	10.0%	5.9%
Urban development	3.3%	2.2%
Regulatory framework	3.3%	0.7%
Basic infrastructure	18.3%	15.4%
Social protection	16.7%	11.0%
Law and justice	1.7%	0.0%
Transport	3.3%	5.9%
Crime and violence	5.0%	4.4%
Communicable/non-communicable diseases	0.0%	0.0%
Information and communications technology	1.7%	1.5%
Anti corruption*	13.3%	28.7%
Domestic private sector development	1.7%	4.4%
Foreign direct investment	0.0%	0.0%
Education	68.3%	69.9%
Energy	0.0%	0.7%
Public sector governance/ reform	20.0%	21.3%
Natural resource management	0.0%	0.0%
Environmental sustainability	0.0%	2.9%
Disaster management	0.0%	0.0%
Health	18.3%	16.2%
Agricultural development	0.0%	3.7%
Job creation/employment	21.7%	21.3%
Financial markets	0.0%	0.7%
Trade and exports	1.7%	1.5%
Water and sanitation	6.7%	5.1%

\*Significantly different between respondents working primarily with the World Bank and other organizations.

**A. General Issues facing Brazil (continued)**

Economic growth can be driven by a number of factors. Which THREE areas below do you believe would contribute most to generating economic growth in Brazil at the federal, state, and/or municipal level? (Choose no more than THREE)

Percentage of Respondents (Responses Combined)	Currently, which of the following organizations do you work with the most in Brazil at the federal, state, and/or municipal level?	
	World Bank	Other Organizations
Global/regional integration	16.7%	16.2%
Gender equity	5.0%	0.7%
Equality of opportunity	10.0%	5.9%
Social protection	5.0%	4.4%
Energy	5.0%	7.4%
Climate change	0.0%	0.0%
Anti corruption	20.0%	25.7%
Disaster management	0.0%	0.0%
Rural development*	3.3%	12.5%
Foreign direct investment	8.3%	8.1%
Urban development*	10.0%	2.9%
Water and sanitation*	5.0%	0.0%
Education	31.7%	41.9%
Information and communications technology	5.0%	7.4%
Regulatory framework*	10.0%	2.2%
Communicable/non-communicable diseases	0.0%	0.7%
Trade and exports	15.0%	21.3%
Public sector governance/ reform	43.3%	39.7%
Domestic private sector development	11.7%	15.4%
Job creation/employment	10.0%	14.0%
Agricultural development*	11.7%	3.7%
Food security	0.0%	1.5%
Transport	25.0%	16.2%
Natural resource management	13.3%	5.9%
Environmental sustainability	0.0%	3.7%
Health	3.3%	5.9%
Basic infrastructure	21.7%	27.9%
Law and justice	1.7%	1.5%
Crime and violence	1.7%	0.7%
Financial markets	0.0%	3.7%

\*Significantly different between respondents working primarily with the World Bank and other organizations.

When thinking about the idea of “shared prosperity” in your country, which of the following TWO best illustrate how this would be achieved in Brazil at the federal, state, and/or municipal level?

Percentage of Respondents (Responses Combined)	Currently, which of the following organizations do you work with the most in Brazil at the federal, state, and/or municipal level?	
	World Bank	Other Organizations
Better employment opportunities for young people	20.0%	11.8%
Better employment opportunities for women	1.7%	0.7%
Greater access to micro-finance for the poor	1.7%	5.1%
Greater voice and participation for citizens to help ensure greater accountability	10.0%	13.2%
Greater access to health and nutrition for citizens	11.7%	16.2%
Better entrepreneurial opportunities	11.7%	7.4%
A growing middle class	1.7%	4.4%
Better opportunity for the poor who live in rural areas	6.7%	5.1%
Better opportunity for the poor who live in urban areas	5.0%	3.7%
Consistent economic growth	28.3%	33.8%
More effective risk management	3.3%	0.7%
Greater equity of fiscal policy	18.3%	13.2%
Education and training that better ensure job opportunity	56.7%	56.6%
Better quality public services	20.0%	22.8%
Other	0.0%	2.9%

## B. Overall Attitudes toward the World Bank

How familiar are you with the work of these organizations in Brazil at the federal, state, and/or municipal level?

(1-Not familiar at all, 10-Extremely familiar)

	Currently, which of the following organizations do you work with the most in Brazil at the federal, state, and/or municipal level?					
	World Bank			Other		
	N	Mean	SD	N	Mean	SD
World Bank (WB/BM)*	59	7.46	1.36	131	5.19	2.68
Inter-American Development Bank (IDB/BID)*	59	6.39	1.90	131	5.40	2.47
Latin American Development Bank (CAF)	51	3.84	2.39	115	3.17	2.38
International Finance Corporation (IFC)	54	3.30	2.40	119	2.92	2.24

\*Significantly different between respondents working primarily with the World Bank and other organizations.

Do you believe the World Bank Group works mostly in Brazil at the: (Please mark only ONE response)

Percentage of Respondents	Currently, which of the following organizations do you work with the most in Brazil at the federal, state, and/or municipal level?	
	World Bank	Other Organizations
Federal level	56.7%	55.6%
State level	40.0%	31.1%
Municipal level	0.0%	2.2%
Don't know	1.7%	8.1%
Prefer not to answer	1.7%	3.0%

Overall, please rate your impression of the effectiveness of these organizations in Brazil at the federal, state, and/or municipal level.

(1-Not effective at all, 10-Very effective)

	Currently, which of the following organizations do you work with the most in Brazil at the federal, state, and/or municipal level?					
	World Bank			Other		
	N	Mean	SD	N	Mean	SD
World Bank (WB/BM)*	57	7.25	1.61	108	5.91	2.29
Inter-American Development Bank (IDB/BID)*	49	6.98	1.57	111	6.12	2.30
Latin American Development Bank (CAF)	29	4.90	2.13	60	4.52	2.55
International Finance Corporation (IFC)	27	4.78	2.28	62	4.40	2.66

\*Significantly different between respondents working primarily with the World Bank and other organizations.

Currently, which of the following organizations do you work with the most in Brazil at the federal, state, and/or municipal level?\*

(Please mark only ONE response)

Percentage of Respondents	Currently, which of the following organizations do you work with the most in Brazil at the federal, state, and/or municipal level?	
	World Bank	Other Organizations
World Bank	100.0%	0.0%
Inter-American Development Bank	0.0%	29.4%
Latin American Development Bank	0.0%	0.7%
International Finance Corporation	0.0%	2.2%
I don't collaborate/work with any of them	0.0%	67.6%

\*Significantly different between respondents working primarily with the World Bank and other organizations.

	Currently, which of the following organizations do you work with the most in Brazil at the federal, state, and/or municipal level?					
	World Bank			Other		
	N	Mean	SD	N	Mean	SD
To what extent do you believe the World Bank Group's staff is well prepared to help solve its most complicated development challenges at the federal, state, and/or municipal level?	58	7.57	1.43	104	7.17	1.89

(1-To no degree at all, 10-To a very significant degree)

**B. Overall Attitudes toward the World Bank (continued)**

When thinking about the way in which the World Bank Group works in different sectoral areas in Brazil, which of the following best represents your view of how the World Bank Group can be most effective at the federal, state, and/or municipal level?\*

(Please mark only ONE response)

Percentage of Respondents	Currently, which of the following organizations do you work with the most in Brazil at the federal, state, and/or municipal level?	
	World Bank	Other Organizations
The World Bank Group is most effective when it works in one sector at a time	13.6%	6.6%
The World Bank Group is most effective when it works multi-sectorally	25.4%	11.0%
A combination of approaches is most effective depending on the particular challenge	55.9%	56.6%
Don't know	5.1%	25.7%

\*Significantly different between respondents working primarily with the World Bank and other organizations.

When thinking about how the World Bank Group can have the most impact on development results in Brazil at the federal, state, and/or municipal level, in which sectoral areas do you believe the World Bank Group should focus most of its attention and resources in Brazil?

(Choose no more than THREE)

Percentage of Respondents (Responses Combined)	Currently, which of the following organizations do you work with the most in Brazil at the federal, state, and/or municipal level?	
	World Bank	Other Organizations
Basic infrastructure*	30.0%	46.3%
Public sector governance/ reform*	40.0%	24.3%
Transport	26.7%	21.3%
Poverty reduction	16.7%	19.9%
Global/regional integration	6.7%	5.1%
Gender equity*	3.3%	0.0%
Crime and violence	5.0%	4.4%
Domestic private sector development	0.0%	5.1%
Rural development	11.7%	4.4%
Foreign direct investment	1.7%	0.0%
Water and sanitation	11.7%	10.3%
Energy	3.3%	5.1%
Job creation/employment	3.3%	6.6%
Financial markets	0.0%	1.5%
Urban development	11.7%	5.9%
Environmental sustainability	6.7%	5.9%
Equality of opportunity	1.7%	6.6%
Health	33.3%	27.2%
Education	46.7%	50.0%
Food security	1.7%	2.9%
Climate change	0.0%	0.0%
Agricultural development	3.3%	3.7%
Trade and exports	0.0%	2.9%
Economic growth	5.0%	10.3%
Law and justice	1.7%	0.0%
Regulatory framework	5.0%	1.5%
Communicable/non-communicable diseases	0.0%	0.0%
Social protection	0.0%	1.5%
Natural resource management	0.0%	2.2%
Anti corruption	10.0%	9.6%
Information and communications technology	5.0%	3.7%
Disaster management	0.0%	0.7%

\*Significantly different between respondents working primarily with the World Bank and other organizations.

**B. Overall Attitudes toward the World Bank (continued)**

When thinking about the World Bank Group's role, which activity do you believe is of greatest VALUE and which activity is of second greatest value in Brazil at the federal, state, and/or municipal level?

Greatest Value Percentage of Respondents	Currently, which of the following organizations do you work with the most in Brazil at the federal, state, and/or municipal level?	
	World Bank	Other Organizations
Linkage to non-Bank expertise	5.0%	2.9%
Financial resources: policy based lending / budget support to the Government*	50.0%	24.3%
Mobilizing third party financial resources	1.7%	1.5%
Technical assistance	16.7%	10.3%
International knowledge exchange	8.3%	11.0%
Policy advice	1.7%	2.2%
Data	0.0%	1.5%
Training/capacity building	5.0%	11.8%
Studies/analyses*	1.7%	9.6%
Convening/facilitating	0.0%	0.0%
Financial resources: investment lending	8.3%	16.9%
Other	0.0%	2.2%

\*Significantly different between respondents working primarily with the World Bank and other organizations.

2 <sup>nd</sup> Greatest Value Percentage of Respondents	Currently, which of the following organizations do you work with the most in Brazil at the federal, state, and/or municipal level?	
	World Bank	Other Organizations
Linkage to non-Bank expertise	1.7%	2.2%
Financial resources: policy based lending / budget support to the Government	18.3%	14.0%
Mobilizing third party financial resources	3.3%	6.6%
Technical assistance	13.3%	10.3%
International knowledge exchange	15.0%	13.2%
Policy advice	0.0%	5.1%
Data	1.7%	2.2%
Training/capacity building	10.0%	13.2%
Studies/analyses	13.3%	13.2%
Convening/facilitating	1.7%	0.0%
Financial resources: investment lending	21.7%	14.0%
Other	0.0%	2.2%

Which of the following do you identify as the World Bank Group's greatest WEAKNESSES in its work in Brazil at the federal, state, and/or municipal level? (Choose no more than TWO)

Percentage of Respondents (Responses Combined)	Currently, which of the following organizations do you work with the most in Brazil at the federal, state, and/or municipal level?	
	World Bank	Other Organizations
Not aligned with country priorities	5.0%	11.0%
Not exploring alternative policy options	5.0%	7.4%
Not adequately sensitive to political/social realities in Brazil at the federal, state, and/or municipal level	18.3%	14.0%
Not enough public disclosure of its work	31.7%	37.5%
Arrogant in its approach	3.3%	4.4%
Staff too inaccessible	6.7%	2.9%
The credibility of its knowledge/data	0.0%	0.7%
Not willing to honestly criticize policies and reform efforts in the country	10.0%	12.5%
Too influenced by developed countries	21.7%	22.8%
Imposing technocratic solutions without regard to political realities	11.7%	8.1%
World Bank Group processes too slow and complex	23.3%	14.0%
Too bureaucratic in its operational policies and procedures*	35.0%	11.0%
Not aligned with other donors' work	1.7%	0.0%
Not collaborating enough with non-state actors	1.7%	5.1%
Not client focused	0.0%	0.0%
Other	1.7%	7.4%

\*Significantly different between respondents working primarily with the World Bank and other organizations.

**B. Overall Attitudes toward the World Bank (continued)**

Which World Bank Group instruments do you believe are the MOST effective in reducing poverty in Brazil at the federal, state, and/or municipal level? (Choose no more than TWO)

Percentage of Respondents (Responses Combined)	Currently, which of the following organizations do you work with the most in Brazil at the federal, state, and/or municipal level?	
	World Bank	Other Organizations
Technical assistance	56.7%	47.1%
Policy based lending / budget support to the Government*	51.7%	20.6%
Knowledge products/services	11.7%	22.1%
Investment lending	43.3%	47.1%
Capacity development	18.3%	27.9%
Trust Fund management	0.0%	0.0%
Other	0.0%	0.7%
Don't know*	1.7%	10.3%

\*Significantly different between respondents working primarily with the World Bank and other organizations.

	Currently, which of the following organizations do you work with the most in Brazil at the federal, state, and/or municipal level?					
	World Bank			Other		
	N	Mean	SD	N	Mean	SD
To what extent do you believe the World Bank Group SHOULD seek to influence the global development agenda as related to global issues?	58	7.19	2.02	120	6.99	2.53

(1-To no degree at all, 10-To a very significant degree)

To what extent do you agree with the following statements about the World Bank Group's work in Brazil at the federal, state, and/or municipal level? (1-Strongly disagree, 10-Strongly agree)

	Currently, which of the following organizations do you work with the most in Brazil at the federal, state, and/or municipal level?					
	World Bank			Other		
	N	Mean	SD	N	Mean	SD
Overall the World Bank Group currently plays a relevant role in development in Brazil at the federal, state, and/or municipal level*	57	6.58	1.71	111	5.72	2.12
The World Bank Group's work is aligned with what I consider the development priorities for Brazil at the federal, state, and/or municipal level*	55	6.51	1.89	106	5.51	2.14
The World Bank Group supports Brazil to reduce social exclusion*	51	7.22	1.62	104	6.04	2.31
The World Bank Group supports programs and strategies that are realistic for Brazil at the federal, state, and/or municipal level*	53	7.06	1.94	103	5.82	2.15
The World Bank Group treats clients and stakeholders in Brazil at the federal, state, and/or municipal level with respect*	56	8.00	1.81	100	6.80	2.35
The World Bank Group is an organization that does not represent a particular ideological perspective in Brazil	55	5.87	2.85	97	5.62	2.87
The World Bank Group is an organization that is not overly influenced by any particular country*	54	5.85	2.32	99	4.69	2.47
The World Bank Group respects the positions, views and demands of the government of Brazil at the federal, state, and/or municipal level	55	6.93	2.18	96	6.48	2.46
The World Bank Group listens and takes into account your views*	56	7.02	1.87	90	6.11	2.34

\*Significantly different between respondents working primarily with the World Bank and other organizations.

**B. Overall Attitudes toward the World Bank (continued)**

	Currently, which of the following organizations do you work with the most in Brazil at the federal, state, and/or municipal level?					
	World Bank			Other		
	N	Mean	SD	N	Mean	SD
When considering the national development needs in , to what extent does the combination of financial, knowledge and convening services that the World Bank Group currently provides in Brazil meet the national development needs of Brazil at the federal, state, and/or municipal level?*	57	7.05	1.51	97	6.24	1.98

(1-To no degree at all, 10-To a very significant degree)

\*Significantly different between respondents working primarily with the World Bank and other organizations.

**To what extent is the World Bank Group an effective development partner in Brazil at the federal, state, and/or municipal level?**

(1-To no degree at all, 10-To a very significant degree)

	Currently, which of the following organizations do you work with the most in Brazil at the federal, state, and/or municipal level?					
	World Bank			Other		
	N	Mean	SD	N	Mean	SD
Responsiveness	57	6.65	1.80	88	6.02	1.93
Flexibility (in terms of the World Bank Group's products and services)	58	6.24	1.86	88	5.81	2.01
Flexibility (in terms of changing country circumstances)*	55	6.33	1.56	84	5.70	1.92
Being inclusive*	56	6.75	1.64	86	5.87	2.13
Openness*	55	6.89	1.73	87	6.02	2.30
Staff accessibility*	56	7.02	2.08	93	6.22	2.25
Straightforwardness and honesty	55	7.00	1.87	84	6.45	2.18
Collaboration with groups outside of the Government*	50	6.84	1.48	76	5.86	2.31
Collaboration with the Government*	54	7.54	1.68	91	6.87	2.08
Collaboration with other donors	32	6.59	1.78	50	5.84	1.99
Follow through over time*	52	8.08	1.51	85	7.27	2.46

\*Significantly different between respondents working primarily with the World Bank and other organizations.

**When World Bank Group assisted reform efforts fail or are slow to take place, which of the following would you attribute this to?**

(Choose no more than TWO)

Percentage of Respondents (Responses Combined)	Currently, which of the following organizations do you work with the most in Brazil at the federal, state, and/or municipal level?	
	World Bank	Other Organizations
Political pressures and obstacles	43.3%	33.1%
The World Bank Group does not do adequate follow through/follow-up	3.3%	8.1%
There is not an adequate level of citizen/civil society participation	23.3%	33.1%
The Government works inefficiently	31.7%	33.1%
Lack of/inadequate levels of capacity in Government	21.7%	18.4%
The World Bank Group works too slowly*	16.7%	6.6%
Reforms are not well thought out in light of country challenges	20.0%	14.7%
The World Bank Group is not sensitive enough to political/social realities on the ground	10.0%	12.5%
Other	1.7%	6.6%

\*Significantly different between respondents working primarily with the World Bank and other organizations.

### C. World Bank Effectiveness and Results

How effective do you believe the World Bank Group is in terms of the work it does in the following areas of development in Brazil at the federal, state, and/or municipal level? (1-Not effective at all, 10-Very effective)

	Currently, which of the following organizations do you work with the most in Brazil at the federal, state, and/or municipal level?					
	World Bank			Other		
	N	Mean	SD	N	Mean	SD
Education*	44	6.73	1.81	84	5.86	2.13
Information and communications technology	36	6.50	1.65	74	6.11	2.25
Transport*	41	6.66	1.76	74	5.78	2.21
Crime and violence	34	5.03	1.93	67	4.57	2.25
Law and justice	29	4.79	2.27	66	4.33	2.17
Urban development	44	6.61	1.73	81	6.12	2.28
Environmental sustainability	41	6.78	1.89	79	6.15	2.31
Regulatory framework	35	5.69	2.25	66	5.09	2.32
Basic infrastructure	41	6.66	1.92	80	6.38	2.20
Communicable/non-communicable diseases	37	6.62	1.99	70	5.93	2.31
Poverty reduction*	44	7.02	1.77	85	5.71	2.34
Gender equity*	36	6.42	1.90	66	5.23	2.54
Domestic private sector development*	29	6.00	1.54	65	4.91	2.28
Foreign direct investment	29	6.52	1.81	67	5.63	2.49
Water and sanitation	39	6.95	1.65	77	6.19	2.27
Trade and exports	30	6.23	1.94	71	5.79	2.45
Economic growth	34	6.94	1.76	76	6.20	2.32
Energy	30	6.40	1.57	73	6.45	2.23
Disaster management	32	5.81	2.29	63	5.17	2.37
Public sector governance/ reform*	43	6.47	2.28	80	5.26	2.62
Job creation/employment	32	5.88	1.72	76	5.46	2.19
Financial markets	29	6.03	1.88	73	5.96	2.39
Equality of opportunity*	39	6.13	1.94	69	5.16	2.52
Health*	47	6.89	1.90	83	5.78	2.43
Rural development	34	6.21	2.04	70	5.69	2.42
Global/regional integration	35	6.17	2.18	74	5.78	2.30
Food security	33	6.09	2.13	69	5.39	2.28
Anti corruption*	30	5.80	2.61	70	4.10	2.53
Social protection*	35	6.51	2.05	67	5.01	2.55
Climate change*	33	6.61	1.85	65	5.05	2.50
Agricultural development	35	6.54	2.09	75	5.80	2.35
Natural resource management	29	5.90	1.97	67	5.67	2.44

\*Significantly different between respondents working primarily with the World Bank and other organizations.

	Currently, which of the following organizations do you work with the most in Brazil at the federal, state, and/or municipal level?					
	World Bank			Other		
	N	Mean	SD	N	Mean	SD
To what extent does the World Bank Group's work help to achieve development results in Brazil at the federal, state, and/or municipal level?	57	6.70	1.71	102	6.06	2.11

(1-To no degree at all, 10-To a very significant degree)

To what extent do you agree with the following statements about the World Bank Group in Brazil at the federal, state, and/or municipal level? (1-Strongly disagree, 10-Strongly agree)

	Currently, which of the following organizations do you work with the most in Brazil at the federal, state, and/or municipal level?					
	World Bank			Other		
	N	Mean	SD	N	Mean	SD
The World Bank Group's financial instruments meet the needs of Brazil at the federal, state, and/or municipal level*	60	6.43	1.75	101	5.55	2.16
The World Bank Group meets Brazil's needs for knowledge services at the federal, state, and/or municipal level*	56	6.61	1.90	100	5.79	2.26

\*Significantly different between respondents working primarily with the World Bank and other organizations.



**C. World Bank Effectiveness and Results (continued)**

	Currently, which of the following organizations do you work with the most in Brazil at the federal, state, and/or municipal level?					
	World Bank			Other		
	N	Mean	SD	N	Mean	SD
To what extent do you believe that Brazil receives value for money from the World Bank Group's fee-based products/services at the federal, state, and/or municipal level?	29	6.48	2.21	32	6.25	2.16

(1-To no degree at all, 10-To a very significant degree)

**D. The World Bank's Knowledge**

How frequently do you consult World Bank knowledge work and activities in the work you do?\*

Percentage of Respondents	Currently, which of the following organizations do you work with the most in Brazil at the federal, state, and/or municipal level?	
	World Bank	Other Organizations
Weekly	6.7%	3.0%
Monthly	10.0%	5.9%
A few times a year	60.0%	34.1%
Rarely	16.7%	37.0%
Never	6.7%	20.0%

\*Significantly different between respondents working primarily with the World Bank and other organizations.

When thinking about the development challenges in Brazil at the federal, state, and/or municipal level, where do you believe it would be most valuable for the World Bank Group to focus its knowledge work and activities in the next few years? (Choose no more than THREE)

Percentage of Respondents (Responses Combined)	Currently, which of the following organizations do you work with the most in Brazil at the federal, state, and/or municipal level?	
	World Bank	Other Organizations
Crime and violence	15.0%	11.8%
Gender equity*	5.0%	0.0%
Domestic private sector development	3.3%	7.4%
Foreign direct investment	1.7%	0.7%
Water and sanitation	10.0%	12.5%
Trade and exports	1.7%	2.2%
Energy	5.0%	5.9%
Disaster management	0.0%	1.5%
Social protection	1.7%	2.2%
Climate change	0.0%	0.7%
Poverty reduction	18.3%	15.4%
Law and justice	1.7%	0.0%
Anti corruption	5.0%	10.3%
Financial markets	0.0%	2.2%
Equality of opportunity	1.7%	2.2%
Urban development	11.7%	5.9%
Public sector governance/ reform*	55.0%	29.4%
Education	63.3%	58.1%
Global/regional integration	1.7%	7.4%
Information and communications technology	1.7%	6.6%
Transport	11.7%	14.7%
Agricultural development	6.7%	1.5%
Natural resource management	3.3%	1.5%
Job creation/employment	3.3%	7.4%
Health	31.7%	29.4%
Economic growth	6.7%	11.0%
Rural development	5.0%	2.9%
Food security	1.7%	3.7%
Environmental sustainability	1.7%	8.1%
Regulatory framework	5.0%	2.2%
Basic infrastructure	11.7%	18.4%
Communicable/non-communicable diseases	0.0%	0.0%

\*Significantly different between respondents working primarily with the World Bank and other organizations.

**D. The World Bank's Knowledge (continued)**

**In Brazil, how effective do you believe the World Bank's knowledge work and activities:** (1-Not effective at all, 10-Very effective)

	Currently, which of the following organizations do you work with the most in Brazil at the federal, state, and/or municipal level?					
	World Bank			Other		
	N	Mean	SD	N	Mean	SD
Enhancing your knowledge and/or skills	55	6.73	1.91	99	6.05	2.31
Contributing to good policy making	57	6.70	2.00	99	6.32	2.34
Providing support for program implementation	57	7.26	1.71	98	6.61	2.17

**In Brazil, to what extent do you believe that the World Bank's knowledge work and activities:**

(1-To no degree at all, 10-To a very significant degree)

	Currently, which of the following organizations do you work with the most in Brazil at the federal, state, and/or municipal level?					
	World Bank			Other		
	N	Mean	SD	N	Mean	SD
Are timely	59	7.24	1.51	102	6.70	2.07
Are relevant to Brazil's development priorities at the federal, state, and/or municipal level	59	7.12	1.69	105	6.74	2.17
Provide feasible recommendations	58	7.07	1.50	101	6.59	2.16
Are accessible*	59	6.97	1.96	95	6.05	2.37
Are useful in terms of the work you do*	59	7.42	1.51	100	6.10	2.46
Are translated enough into local language*	59	7.00	1.76	94	6.15	2.29
Are adaptable to Brazil's specific development challenges and country circumstances at the federal, state, and/or municipal level	58	7.17	1.59	97	6.76	2.16

\*Significantly different between respondents working primarily with the World Bank and other organizations.

	Currently, which of the following organizations do you work with the most in Brazil at the federal, state, and/or municipal level?					
	World Bank			Other		
	N	Mean	SD	N	Mean	SD
Overall, how significant a contribution do you believe the World Bank Group's knowledge work and activities make to development results in your country at the federal, state, and/or municipal level?	58	7.07	1.55	110	6.58	2.10
Overall, how would you rate the technical quality of the World Bank Group's knowledge work and activities?	58	7.83	1.26	100	7.53	1.88

(1-Not significant at all, 10-Very significant; 1-Very low technical quality, 10-Very high technical quality)

**Have you read/consulted the most recent LAC Flagship Report: Economic Mobility and the Rise of the Latin American Middle Class?**

Percentage of Respondents	Currently, which of the following organizations do you work with the most in Brazil at the federal, state, and/or municipal level?	
	World Bank	Other Organizations
Yes	15.0%	16.9%
No	85.0%	83.1%

	Currently, which of the following organizations do you work with the most in Brazil at the federal, state, and/or municipal level?					
	World Bank			Other		
	N	Mean	SD	N	Mean	SD
To what extent do you believe this Flagship Report raised substantive new information and insight that you were not aware of prior to reading?	9	7.33	1.00	24	7.00	1.91
To what extent do you believe this Flagship Report provided you with useful information in terms of the work you do?	9	7.11	.78	24	7.25	2.03

(1-To no degree at all, 10-To a very significant degree)

### E. Working with the World Bank

To what extent do you agree/disagree with the following statements?

(1-Strongly disagree, 10-Strongly agree)

	Currently, which of the following organizations do you work with the most in Brazil at the federal, state, and/or municipal level?					
	World Bank			Other		
	N	Mean	SD	N	Mean	SD
The World Bank Group disburses funds promptly*	56	5.96	2.10	84	4.85	2.20
The World Bank Group effectively monitors and evaluates the projects and programs it supports	57	7.35	1.74	94	6.87	2.25
The World Bank Group's approvals and reviews are done in a timely fashion*	56	7.13	1.94	73	6.38	2.07
The World Bank Group's "Safeguard Policy" requirements are reasonable	51	6.55	2.04	64	6.30	2.11
The World Bank Group's conditions on its lending are reasonable	56	6.93	2.05	82	6.29	2.31
Working with the World Bank Group increases Brazil's institutional capacity at the federal, state, and/or municipal level	59	7.46	1.85	95	6.82	2.05
The World Bank Group ensures consistency and continuity through staff changes	52	6.71	2.09	69	6.20	2.17
The World Bank Group's teams and visits are well coordinated*	54	7.61	1.53	71	6.73	2.12
Where country systems are adequate, the World Bank Group makes appropriate use of them	49	6.94	1.66	72	6.39	2.26
The World Bank Group provides effective implementation support	54	7.33	1.53	84	6.64	2.32

\*Significantly different between respondents working primarily with the World Bank and other organizations.

### F. Recent Trends and the Future Role of the World Bank in Brazil

	Currently, which of the following organizations do you work with the most in Brazil at the federal, state, and/or municipal level?					
	World Bank			Other		
	N	Mean	SD	N	Mean	SD
In the last three years, to what extent do you believe that the World Bank Group has moved in the right direction in terms of the focus of its work in Brazil at the federal, state, and/or municipal level?*	56	7.07	1.55	92	6.40	2.01

(1-To no degree at all, 10-To a very significant degree)

\*Significantly different between respondents working primarily with the World Bank and other organizations.

	Currently, which of the following organizations do you work with the most in Brazil at the federal, state, and/or municipal level?					
	World Bank			Other		
	N	Mean	SD	N	Mean	SD
How significant a role do you believe that international development cooperation SHOULD play in Brazil's development in the near future at the federal, state, and/or municipal level?	57	8.04	1.24	110	7.85	1.68
How significant a role do you believe the World Bank Group SHOULD play in Brazil's development in the near future at the federal, state, and/or municipal level?	59	8.12	1.44	119	7.75	1.78

(1-Not a significant role at all, 10- Very significant role)

### F. Recent Trends and the Future Role of the World Bank in Brazil (continued)

Which of the following SHOULD the World Bank Group do to make itself of greater value in Brazil at the federal, state, and/or municipal level? (Choose no more than TWO)

Percentage of Respondents (Responses Combined)	Currently, which of the following organizations do you work with the most in Brazil at the federal, state, and/or municipal level?	
	World Bank	Other Organizations
Improve the quality of its experts as related to Brazil's specific challenges at the federal, state, and/or municipal level	25.0%	22.1%
Reduce the complexity of obtaining World Bank Group financing*	48.3%	30.1%
Focus primarily on advocacy issues	10.0%	3.7%
Increase international knowledge exchange*	11.7%	25.0%
Improve the competitiveness of its financing compared to markets	18.3%	10.3%
Reach out more to groups outside of government	10.0%	21.3%
Increase local implementation training*	23.3%	8.1%
Ensure greater selectivity in its work	1.7%	4.4%
Provide more adequate data/knowledge/statistics/figures on Brazil's economy	8.3%	13.2%
Offer more innovative financial products	13.3%	9.6%
Offer more innovative knowledge services	6.7%	12.5%
Increase availability of Fee-Based services	3.3%	0.7%
Provide more convening opportunities	5.0%	5.1%
Work faster	6.7%	1.5%
Other	3.3%	5.9%

\*Significantly different between respondents working primarily with the World Bank and other organizations.

When considering the combination of services that the World Bank Group offers in Brazil at the federal, state, and/or municipal level, and taking into account its limited level of resources, which ONE of the following do you believe the World Bank Group should offer more of in Brazil?

Percentage of Respondents	Currently, which of the following organizations do you work with the most in Brazil at the federal, state, and/or municipal level?	
	World Bank	Other Organizations
Financial services	20.0%	15.2%
Knowledge products	28.3%	37.1%
Convening services	1.7%	2.3%
None of the above	0.0%	3.8%
The combination is appropriate for Brazil	50.0%	41.7%

### G. Communication and Information Sharing

How do you get most of your information about economic and social development issues in Brazil at the federal, state, and/or municipal level? (Choose no more than TWO)

Percentage of Respondents (Responses Combined)	Currently, which of the following organizations do you work with the most in Brazil at the federal, state, and/or municipal level?	
	World Bank	Other Organizations
Local newspapers	43.3%	51.5%
International newspapers	3.3%	3.7%
Local radio	3.3%	2.9%
International radio	0.0%	0.0%
Local television	16.7%	20.6%
International television	1.7%	0.0%
Periodicals	26.7%	19.9%
Internet	75.0%	75.7%
Social media	5.0%	5.9%
Blogs	5.0%	3.7%
Mobile phones	1.7%	0.0%
Instant messaging	1.7%	0.7%
Other	1.7%	5.1%

**G. Communication and Information Sharing (continued)****How would you prefer to receive information from the World Bank Group? (Choose no more than TWO)**

Percentage of Respondents (Responses Combined)	Currently, which of the following organizations do you work with the most in Brazil at the federal, state, and/or municipal level?	
	World Bank	Other Organizations
World Bank Group website	33.3%	41.9%
Direct contact with World Bank Group*	20.0%	5.1%
e-newsletters	40.0%	45.6%
Instant messaging	10.0%	4.4%
World Bank Group seminars/workshops/conferences	36.7%	25.7%
World Bank Group Public Information Center	3.3%	5.1%
World Bank Group publications and other written materials	25.0%	27.2%
Mobile phones	0.0%	0.0%
Social media	16.7%	14.0%
Blogs	1.7%	2.2%
Other	1.7%	1.5%

\*Significantly different between respondents working primarily with the World Bank and other organizations.

**Are you aware of the World Bank's Access to Information Policy under which the Bank will now disclose any information in its possession that is not on a list of exceptions?**

Percentage of Respondents	Currently, which of the following organizations do you work with the most in Brazil at the federal, state, and/or municipal level?	
	World Bank	Other Organizations
Yes	26.7%	18.9%
No	73.3%	81.1%

**Do you use/have used the World Bank website?\***

Percentage of Respondents	Currently, which of the following organizations do you work with the most in Brazil at the federal, state, and/or municipal level?	
	World Bank	Other Organizations
Yes	70.0%	48.5%
No	30.0%	51.5%

\*Significantly different between respondents working primarily with the World Bank and other organizations.

**Do you access or follow the World Bank Group's social media channels?**

Percentage of Respondents	Currently, which of the following organizations do you work with the most in Brazil at the federal, state, and/or municipal level?	
	World Bank	Other Organizations
Yes	16.7%	9.8%
No	83.3%	90.2%

**Which of the following World Bank e-services are you currently subscribed to?**

Percentage of Respondents (Responses Combined)	Currently, which of the following organizations do you work with the most in Brazil at the federal, state, and/or municipal level?	
	World Bank	Other Organizations
World Bank E-newsletter*	26.7%	14.7%
World Bank Blogs	5.0%	8.1%
World Bank Social media channels	18.3%	11.8%
Other	28.3%	25.7%

\*Significantly different between respondents working primarily with the World Bank and other organizations.

**Please rate how much you agree with the following statements. (1-Strongly disagree, 10-Strongly agree)**

	Currently, which of the following organizations do you work with the most in Brazil at the federal, state, and/or municipal level?					
	World Bank			Other		
	N	Mean	SD	N	Mean	SD
When I need information from the World Bank Group I know how to find it*	59	6.64	2.60	97	5.16	2.73
The World Bank Group is responsive to my information requests and inquiries*	52	7.33	2.28	56	6.04	2.46

\*Significantly different between respondents working primarily with the World Bank and other organizations.

## H. Background Information

Do you primarily work at the...?

Percentage of Respondents	Currently, which of the following organizations do you work with the most in Brazil at the federal, state, and/or municipal level?	
	World Bank	Other Organizations
Federal level	36.7%	47.1%
State level	50.0%	37.2%
Municipal level	13.3%	15.7%

Currently, do you professionally collaborate/work with the World Bank Group in your country?\*

Percentage of Respondents	Currently, which of the following organizations do you work with the most in Brazil at the federal, state, and/or municipal level?	
	World Bank	Other Organizations
Yes	53.4%	6.0%
No	46.6%	94.0%

\*Significantly different between respondents working primarily with the World Bank and other organizations.

Do you work/Have you worked with the International Finance Corporation in Brazil at the federal, state, and/or municipal level?

Percentage of Respondents	Currently, which of the following organizations do you work with the most in Brazil at the federal, state, and/or municipal level?	
	World Bank	Other Organizations
Yes	33.3%	22.2%
No	66.7%	77.8%

Which of the following describes most of your exposure to the World Bank Group in Brazil at the federal, state, and/or municipal level?  
(Choose no more than TWO)

Percentage of Respondents (Responses Combined)	Currently, which of the following organizations do you work with the most in Brazil at the federal, state, and/or municipal level?	
	World Bank	Other Organizations
Observer*	20.0%	41.2%
Use World Bank Group reports/data	18.3%	19.9%
Engage in World Bank Group related/sponsored events/activities*	33.3%	12.5%
Collaborate as part of my professional duties*	55.0%	18.4%
Use World Bank Group website for information, data, research, etc.	21.7%	27.2%

\*Significantly different between respondents working primarily with the World Bank and other organizations.

## Appendix H: Brazil FY 2013 Questionnaire



### **World Bank Group Country Survey FY13 – Brazil**

The World Bank Group is interested in gauging the views of clients and partners who are either involved in development in Brazil or who observe activities related to social and economic development. The following survey is meant to give the World Bank Group's team that works in Brazil, greater insight into how the Bank's work is perceived. This is one tool the World Bank Group uses to assess the views of its critical stakeholders. With this understanding, the World Bank Group hopes to develop more effective strategies, outreach and programs that support development in Brazil at the federal/state/municipal level. The World Bank Group commissioned an independent firm to oversee the logistics of this effort in Brazil. This ensures anonymity and confidentiality. We hope you'll be candid. To complete the survey, please circle/check the response that most accurately reflects your opinion. **If you prefer not to answer a question, please leave it blank.**

**IN ADDITION, PLEASE RESPOND TO TH QUESTIONS FROM YOUR PERSPECTIVE AT THE FEDERAL, STATE, AND/OR MUNICIPAL LEVEL (WHERE YOU HAVE THE MOST EXPERIENCE/EXPOSURE).**

**IN SOME CASES THE SURVEY WILL ASK FOR A SPECIFIC NUMBER OF RESPONSES. PLEASE DO NOT CHOOSE ANY MORE THAN REQUESTED. IF MORE RESPONSES ARE CHOSEN, DATA CANNOT BE INCLUDED IN ANALYSIS.**

#### **SECTION A: GENERAL ISSUES FACING BRAZIL**

<b>A1. In general would you say that Brazil is headed in ... ?</b>	
1	The right direction
2	The wrong direction
3	Not sure

**SECTION A: GENERAL ISSUES**

<b>A2. Listed below are a number of development priorities in Brazil.</b>			
<b>Please identify which of the following you consider the most important development priorities in Brazil at the federal, state, and/or municipal level? (Choose no more than THREE)</b>			
1	Social protection (e.g., en familia, pensions, targeted social assistance)	17	Education
2	Transport (e.g., roads, bridges, transportation)	18	Poverty reduction
3	Public sector governance/ reform (i.e., government effectiveness, public financial management, public expenditure, fiscal system reform)	19	Energy
4	Global/regional integration	20	Food security
5	Gender equity	21	Climate change (e.g., mitigation, adaptation)
6	Domestic private sector development	22	Agricultural development
7	Foreign direct investment	23	Trade and exports
8	Water and sanitation	24	Crime and violence
9	Anti-corruption	25	Economic growth
10	Job creation/employment	26	Law and justice (e.g., judicial system)
11	Rural development	27	Regulatory framework
12	Financial markets	28	Communicable/non-communicable diseases
13	Urban development	29	Basic infrastructure
14	Environmental sustainability	30	Natural resource management (e.g., oil, gas, mining)
15	Equality of opportunity (i.e., equity)	31	Disaster management
16	Health	32	Information and communications technology



**SECTION A: GENERAL ISSUES**

**A3. Poverty reduction is a broad term that encompasses work in many different areas.**

**Which THREE areas of development listed below do you believe would contribute most to reducing poverty in Brazil at the federal, state, and/or municipal level? (Choose no more than THREE)**

1	Food security	17	Anti corruption
2	Equality of opportunity (i.e., equity)	18	Domestic private sector development
3	Economic growth	19	Foreign direct investment
4	Climate change (e.g., mitigation, adaptation)	20	Education
5	Global/regional integration	21	Energy
6	Gender equity	22	Public sector governance/ reform (i.e., government effectiveness, public financial management, public expenditure, fiscal system reform)
7	Rural development	23	Natural resource management (e.g., oil, gas, mining)
8	Urban development	24	Environmental sustainability
9	Regulatory framework	25	Disaster management
10	Basic infrastructure	26	Health
11	Social protection (e.g., en familia, pensions, targeted social assistance)	27	Agricultural development
12	Law and justice (e.g., judicial system)	28	Job creation/employment
13	Transport (e.g., roads, bridges, transportation)	29	Financial markets
14	Crime and violence	30	Trade and exports
15	Communicable/non-communicable diseases	31	Water and sanitation
16	Information and communications technology		

## SECTION A: GENERAL ISSUES

### A4. Economic growth can be driven by a number of factors.

Which THREE areas below do you believe would contribute most to generating economic growth in Brazil at the federal, state, and/or municipal level? **(Choose no more than THREE)**

1	Global/regional integration	16	Communicable/non-communicable diseases
2	Gender equity	17	Trade and exports
3	Equality of opportunity (i.e., equity)	18	Public sector governance/ reform (i.e., government effectiveness, public financial management, public expenditure, fiscal system reform)
4	Social protection (e.g., en familia, pensions, targeted social assistance)	19	Domestic private sector development
5	Energy	20	Job creation/employment
6	Climate change (e.g., mitigation, adaptation)	21	Agricultural development
7	Anti corruption	22	Food security
8	Disaster management	23	Transport (e.g., roads, bridges, transportation)
9	Rural development	24	Natural resource management (e.g., oil, gas, mining)
10	Foreign direct investment	25	Environmental sustainability
11	Urban development	26	Health
12	Water and sanitation	27	Basic infrastructure
13	Education	28	Law and justice (e.g., judicial system)
14	Information and communications technology	29	Crime and violence
15	Regulatory framework	30	Financial markets

### A5. When thinking about the idea of “shared prosperity” in your country, which of the following TWO best illustrate how this would be achieved in Brazil at the federal, state, and/or municipal level? **(Choose no more than TWO)**

1	Better employment opportunities for young people
2	Better employment opportunities for women
3	Greater access to micro-finance for the poor
4	Greater voice and participation for citizens to help ensure greater accountability
5	Greater access to health and nutrition for citizens
6	Better entrepreneurial opportunities (i.e., to start small and medium sized businesses)
7	A growing middle class
8	Better opportunity for the poor who live in rural areas
9	Better opportunity for the poor who live in urban areas
10	Consistent economic growth
11	More effective risk management
12	Greater equity of fiscal policy
13	Education and training that better ensure job opportunity
14	Better quality public services
15	Other (please specify): _____

## SECTION B: OVERALL ATTITUDES TOWARD THE WORLD BANK

How familiar are you with the work of these organizations in Brazil at the federal, state, and/or municipal level?												
		Not familiar at all								Extremely familiar		Don't know
		1	2	3	4	5	6	7	8	9	10	
<b>B1</b>	World Bank (WB/BM)	1	2	3	4	5	6	7	8	9	10	<input type="checkbox"/>
<b>B2</b>	Inter-American Development Bank (IDB/BID)	1	2	3	4	5	6	7	8	9	10	<input type="checkbox"/>
<b>B3</b>	Latin American Development Bank (CAF)	1	2	3	4	5	6	7	8	9	10	<input type="checkbox"/>
<b>B4</b>	International Finance Corporation (IFC)	1	2	3	4	5	6	7	8	9	10	<input type="checkbox"/>

B5. Do you believe the World Bank Group works mostly in Brazil at the: (Please mark only ONE response)	
1	Federal level
2	State level
3	Municipal level
4	Don't know
5	Prefer not to answer

Overall, please rate your impression of the effectiveness of these organizations in Brazil at the federal, state, and/or municipal level.												
		Not effective at all								Extremely effective		Don't know
		1	2	3	4	5	6	7	8	9	10	
<b>B6</b>	World Bank (WB/BM)	1	2	3	4	5	6	7	8	9	10	<input type="checkbox"/>
<b>B7</b>	Inter-American Development Bank (IDB/BID)	1	2	3	4	5	6	7	8	9	10	<input type="checkbox"/>
<b>B8</b>	Latin American Development Bank (CAF)	1	2	3	4	5	6	7	8	9	10	<input type="checkbox"/>
<b>B9</b>	International Finance Corporation (IFC)	1	2	3	4	5	6	7	8	9	10	<input type="checkbox"/>

B10. Currently, which of the following organizations do you work with the most in Brazil at the federal, state, and/or municipal level? (Please mark only ONE response)	
1	World Bank (WB/BM)
2	Inter-American Development Bank (IDB/BID)
3	Latin American Development Bank (CAF)
4	International Finance Corporation (IFC)
5	I don't collaborate/work with any of them

## SECTION B: OVERALL ATTITUDES TOWARD THE WORLD BANK

**B11. To what extent do you believe the World Bank Group's staff is well prepared (e.g., skills and knowledge) to help solve its most complicated development challenges at the federal, state, and/or municipal level?**

1	2	3	4	5	6	7	8	9	10	<input type="checkbox"/>
To no degree at all									To a very significant degree	Don't know

**B12. When thinking about the way in which the the World Bank Group works in different sectoral areas in Brazil, which of the following best represents your view of how the World Bank Group can be most effective at the federal, state, and/or municipal level? (Please mark only ONE response)**

1	The World Bank Group is most effective when it works in one sector at a time.
2	The World Bank Group is most effective when it works multi-sectorally
3	A combination of approaches is most effective depending on the particular challenge
4	Don't know

**B13. When thinking about how the World Bank Group can have the most impact on development results in Brazil at the federal, state, and/or municipal level, in which sectoral areas do you believe the World Bank Group should focus most of its attention and resources in Brazil? (Choose no more than THREE)**

1	Basic infrastructure	17	Equality of opportunity (i.e., equity)
2	Public sector governance/ reform (i.e., government effectiveness, public financial management, public expenditure, fiscal system reform)	18	Health
3	Transport (e.g., roads, bridges, transportation)	19	Education
4	Poverty reduction	20	Food security
5	Global/regional integration	21	Climate change (e.g., mitigation, adaptation)
6	Gender equity	22	Agricultural development
7	Crime and violence	23	Trade and exports
8	Domestic private sector development	24	Economic growth
9	Rural development	25	Law and justice (e.g., judicial system)
10	Foreign direct investment	26	Regulatory framework
11	Water and sanitation	27	Communicable/non-communicable diseases
12	Energy	28	Social protection (e.g., en familia, pensions, targeted social assistance)
13	Job creation/employment	29	Natural resource management (e.g., oil, gas, mining)
14	Financial markets	30	Anti corruption
15	Urban development	31	Information and communications technology
16	Environmental sustainability	32	Disaster management

**SECTION B: OVERALL ATTITUDES TOWARD THE WORLD BANK**

**B14. When thinking about the World Bank Group's role, which activity do you believe is of greatest VALUE and which activity is of second greatest value in Brazil at the federal, state, and/or municipal level?**

		<b>Greatest Value (Choose only ONE)</b>	<b>Second Greatest Value (Choose only ONE)</b>
1	Linkage to non-Bank expertise (i.e., South-South knowledge sharing)	<input type="checkbox"/>	<input type="checkbox"/>
2	Financial resources: policy based lending / budget support to the Government	<input type="checkbox"/>	<input type="checkbox"/>
3	Mobilizing third party financial resources	<input type="checkbox"/>	<input type="checkbox"/>
4	Technical assistance	<input type="checkbox"/>	<input type="checkbox"/>
5	International knowledge exchange	<input type="checkbox"/>	<input type="checkbox"/>
6	Policy advice	<input type="checkbox"/>	<input type="checkbox"/>
7	Data	<input type="checkbox"/>	<input type="checkbox"/>
8	Training/capacity building (i.e., local implementation training)	<input type="checkbox"/>	<input type="checkbox"/>
9	Studies/analyses	<input type="checkbox"/>	<input type="checkbox"/>
10	Convening/facilitating	<input type="checkbox"/>	<input type="checkbox"/>
11	Financial resources: investment lending	<input type="checkbox"/>	<input type="checkbox"/>
12	Other (please specify): _____	<input type="checkbox"/>	<input type="checkbox"/>

**B15. Which of the following do you identify as the World Bank Group's greatest WEAKNESSES in its work in Brazil at the federal, state, and/or municipal level? (Choose no more than TWO)**

1	Not aligned with country priorities
2	Not exploring alternative policy options
3	Not adequately sensitive to political/social realities in Brazil at the federal, state, and/or municipal level
4	Not enough public disclosure of its work
5	Arrogant in its approach
6	Staff too inaccessible
7	The credibility of its knowledge/data
8	Not willing to honestly criticize policies and reform efforts in the country
9	Too influenced by developed countries
10	Imposing technocratic solutions without regard to political realities
11	World Bank Group processes too slow and complex
12	Too bureaucratic in its operational policies and procedures
13	Not aligned with other donors' work
14	Not collaborating enough with non-state actors
15	Not client focused
16	Other (please specify): _____

**SECTION B: OVERALL ATTITUDES TOWARD THE WORLD BANK**

**B16. Which World Bank Group instruments do you believe are the MOST effective in reducing poverty in Brazil at the federal, state, and/or municipal level? (Choose no more than TWO)**

1	Technical assistance (advice, best practice, international experience, etc.)
2	Policy based lending / budget support to the Government
3	Knowledge products/services (analytical work, studies, surveys, etc.)
4	Investment lending (financing specific projects)
5	Capacity development
6	Trust Fund management
7	Other (please specify): _____
8	Don't know

**B17. To what extent do you believe the World Bank Group SHOULD seek to influence the global development agenda as related to global issues (e.g., climate change, communicable diseases, international financial systems, trade, etc.)?**

1	2	3	4	5	6	7	8	9	10	<input type="checkbox"/>
To no degree at all									To a very significant degree	Don't know

## SECTION B: OVERALL ATTITUDES TOWARD THE WORLD BANK

To what extent do you agree with the following statements about the World Bank Group's work in Brazil at the federal, state, and/or municipal level?													
		Strongly disagree										Strongly agree	Don't know
<b>B18</b>	Overall the World Bank Group currently plays a relevant role in development in Brazil at the federal, state, and/or municipal level	1	2	3	4	5	6	7	8	9	10	<input type="checkbox"/>	
<b>B19</b>	The World Bank Group's work is aligned with what I consider the development priorities for Brazil at the federal, state, and/or municipal level	1	2	3	4	5	6	7	8	9	10	<input type="checkbox"/>	
<b>B20</b>	The World Bank Group supports Brazil to reduce social exclusion	1	2	3	4	5	6	7	8	9	10	<input type="checkbox"/>	
<b>B21</b>	The World Bank Group supports programs and strategies that are realistic for Brazil at the federal, state, and/or municipal level	1	2	3	4	5	6	7	8	9	10	<input type="checkbox"/>	
<b>B22</b>	The World Bank Group treats clients and stakeholders in Brazil at the federal, state, and/or municipal level with respect	1	2	3	4	5	6	7	8	9	10	<input type="checkbox"/>	
<b>B23</b>	The World Bank Group is an organization that does not represent a particular ideological perspective in Brazil	1	2	3	4	5	6	7	8	9	10	<input type="checkbox"/>	
<b>B24</b>	The World Bank Group is an organization that is not overly influenced by any particular country	1	2	3	4	5	6	7	8	9	10	<input type="checkbox"/>	
<b>B25</b>	The World Bank Group respects the positions, views and demands of the government of Brazil at the federal, state, and/or municipal level	1	2	3	4	5	6	7	8	9	10	<input type="checkbox"/>	
<b>B26</b>	The World Bank Group listens and takes into account your views	1	2	3	4	5	6	7	8	9	10	<input type="checkbox"/>	

B27. When considering the national development needs in , to what extent does the combination of financial, knowledge and convening services that the World Bank Group currently provides in Brazil meet the national development needs of Brazil at the federal, state, and/or municipal level?												
1	2	3	4	5	6	7	8	9	10		<input type="checkbox"/>	
To no degree at all									To a very significant degree		Don't know	

## SECTION B: OVERALL ATTITUDES TOWARD THE WORLD BANK

To what extent is the World Bank Group an effective development partner in Brazil at the federal, state, and/or municipal level?													
		To no degree at all										To a very significant degree	Don't know
		1	2	3	4	5	6	7	8	9	10		
<b>B28</b>	Responsiveness											<input type="checkbox"/>	
<b>B29</b>	Flexibility (in terms of the World Bank Group's products and services)											<input type="checkbox"/>	
<b>B30</b>	Flexibility (in terms of changing country circumstances)											<input type="checkbox"/>	
<b>B31</b>	Being inclusive											<input type="checkbox"/>	
<b>B32</b>	Openness (sharing data and other information)											<input type="checkbox"/>	
<b>B33</b>	Staff accessibility											<input type="checkbox"/>	
<b>B34</b>	Straightforwardness and honesty											<input type="checkbox"/>	
<b>B35</b>	Collaboration with groups outside of the Government (e.g., NGOs, academia, private sector)											<input type="checkbox"/>	
<b>B36</b>	Collaboration with the Government											<input type="checkbox"/>	
<b>B37</b>	Collaboration with other donors [ONLY REQUIRED IF RELEVANT TO COUNTRY CIRCUMSTANCES]											<input type="checkbox"/>	
<b>B38</b>	Follow through over time											<input type="checkbox"/>	

<b>B39. When World Bank Group assisted reform efforts fail or are slow to take place, which of the following would you attribute this to? (Choose no more than TWO)</b>	
1	Political pressures and obstacles
2	The World Bank Group does not do adequate follow through/follow-up
3	There is not an adequate level of citizen/civil society participation
4	The Government works inefficiently
5	Lack of/inadequate levels of capacity in Government
6	The World Bank Group works too slowly
7	Reforms are not well thought out in light of country challenges
8	The World Bank Group is not sensitive enough to political/social realities on the ground
9	Other (please specify): _____

**PLEASE NOTE: IN SOME CASES THE SURVEY WILL ASK FOR A SPECIFIC NUMBER OF RESPONSES. PLEASE DO NOT CHOOSE ANY MORE THAN REQUESTED. IF MORE RESPONSES ARE CHOSEN, DATA CANNOT BE INCLUDED IN ANALYSIS.**



## SECTION C: WORLD BANK GROUP EFFECTIVENESS AND RESULTS

How effective do you believe the World Bank Group is in terms of the work it does in the following areas of development in Brazil at the federal, state, and/or municipal level?													
		Not effective at all										Very effective	Don't know
C1	Education	1	2	3	4	5	6	7	8	9	10	<input type="checkbox"/>	
C2	Information and communications technology	1	2	3	4	5	6	7	8	9	10	<input type="checkbox"/>	
C3	Transport (e.g., roads, bridges, transportation)	1	2	3	4	5	6	7	8	9	10	<input type="checkbox"/>	
C4	Crime and violence	1	2	3	4	5	6	7	8	9	10	<input type="checkbox"/>	
C5	Law and justice (e.g., judicial system)	1	2	3	4	5	6	7	8	9	10	<input type="checkbox"/>	
C6	Urban development	1	2	3	4	5	6	7	8	9	10	<input type="checkbox"/>	
C7	Environmental sustainability	1	2	3	4	5	6	7	8	9	10	<input type="checkbox"/>	
C8	Regulatory framework	1	2	3	4	5	6	7	8	9	10	<input type="checkbox"/>	
C9	Basic infrastructure	1	2	3	4	5	6	7	8	9	10	<input type="checkbox"/>	
C10	Communicable/non-communicable diseases	1	2	3	4	5	6	7	8	9	10	<input type="checkbox"/>	
C11	Poverty reduction	1	2	3	4	5	6	7	8	9	10	<input type="checkbox"/>	
C12	Gender equity	1	2	3	4	5	6	7	8	9	10	<input type="checkbox"/>	
C13	Domestic private sector development	1	2	3	4	5	6	7	8	9	10	<input type="checkbox"/>	
C14	Foreign direct investment	1	2	3	4	5	6	7	8	9	10	<input type="checkbox"/>	
C15	Water and sanitation	1	2	3	4	5	6	7	8	9	10	<input type="checkbox"/>	
C16	Trade and exports	1	2	3	4	5	6	7	8	9	10	<input type="checkbox"/>	
C17	Economic growth	1	2	3	4	5	6	7	8	9	10	<input type="checkbox"/>	
C18	Energy	1	2	3	4	5	6	7	8	9	10	<input type="checkbox"/>	
C19	Disaster management	1	2	3	4	5	6	7	8	9	10	<input type="checkbox"/>	
C20	Public sector governance/ reform (i.e., government effectiveness, public financial management, public expenditure, fiscal system reform)	1	2	3	4	5	6	7	8	9	10	<input type="checkbox"/>	
C21	Job creation/employment	1	2	3	4	5	6	7	8	9	10	<input type="checkbox"/>	
C22	Financial markets	1	2	3	4	5	6	7	8	9	10	<input type="checkbox"/>	
C23	Equality of opportunity (i.e., equity)	1	2	3	4	5	6	7	8	9	10	<input type="checkbox"/>	
C24	Health	1	2	3	4	5	6	7	8	9	10	<input type="checkbox"/>	
C25	Rural development	1	2	3	4	5	6	7	8	9	10	<input type="checkbox"/>	
C26	Global/regional integration	1	2	3	4	5	6	7	8	9	10	<input type="checkbox"/>	
C27	Food security	1	2	3	4	5	6	7	8	9	10	<input type="checkbox"/>	
C28	Anti corruption	1	2	3	4	5	6	7	8	9	10	<input type="checkbox"/>	
C29	Social protection (e.g., en familia, pensions, targeted social assistance)	1	2	3	4	5	6	7	8	9	10	<input type="checkbox"/>	
C30	Climate change (e.g., mitigation, adaptation)	1	2	3	4	5	6	7	8	9	10	<input type="checkbox"/>	
C31	Agricultural development	1	2	3	4	5	6	7	8	9	10	<input type="checkbox"/>	
C32	Natural resource management (e.g., oil, gas, mining)	1	2	3	4	5	6	7	8	9	10	<input type="checkbox"/>	

## SECTION C: WORLD BANK GROUP EFFECTIVENESS AND RESULTS

<b>C33. To what extent does the World Bank Group's work help to achieve development results in Brazil at the federal, state, and/or municipal level?</b>											
1	2	3	4	5	6	7	8	9	10	<input type="checkbox"/>	
To no degree at all									To a very significant degree		Don't know

<b>To what extent do you agree with the following statements about the World Bank Group in Brazil at the federal, state, and/or municipal level?</b>														
		Strongly disagree										Strongly agree		Don't know
<b>C34</b>	The World Bank Group's financial instruments (i.e., investment lending, Development Policy Loan, Trust Funds, Program 4 Result, etc.) meet the needs of Brazil at the federal, state, and/or municipal level	1	2	3	4	5	6	7	8	9	10	<input type="checkbox"/>		
<b>C35</b>	The World Bank Group meets Brazil's needs for knowledge services (e.g., research, analysis, data, technical assistance) at the federal, state, and/or municipal level	1	2	3	4	5	6	7	8	9	10	<input type="checkbox"/>		

<b>C36. To what extent do you believe that Brazil receives value for money from the World Bank Group's fee-based products/services at the federal, state, and/or municipal level? [Please do not respond if you do not have familiarity with the World Bank Group's fee-based products/services]</b>											
1	2	3	4	5	6	7	8	9	10	<input type="checkbox"/>	
To no degree at all									To a very significant degree		Don't know

**PLEASE NOTE: IN SOME CASES THE SURVEY WILL ASK FOR A SPECIFIC NUMBER OF RESPONSES. PLEASE DO NOT CHOOSE ANY MORE THAN REQUESTED. IF MORE RESPONSES ARE CHOSEN, DATA CANNOT BE INCLUDED IN ANALYSIS.**

## SECTION D: THE WORLD BANK GROUP'S KNOWLEDGE WORK AND ACTIVITIES (i.e., ANALYSIS, STUDIES, RESEARCH, DATA, REPORTS, CONFERENCES)

<b>D1. How frequently do you consult World Bank Group knowledge work and activities in the work you do?</b>	
1	Weekly
2	Monthly
3	A few times a year
4	Rarely
5	Never

<b>D2. When thinking about the development challenges in Brazil at the federal, state, and/or municipal level, where do you believe it would be most valuable for the World Bank Group to focus its knowledge work and activities in the next few years? (Choose no more than THREE)</b>			
1	Crime and violence	17	Public sector governance/ reform (i.e., government effectiveness, public financial management, public expenditure, fiscal system reform)
2	Gender equity	18	Education
3	Domestic private sector development	19	Global/regional integration
4	Foreign direct investment	20	Information and communications technology
5	Water and sanitation	21	Transport (e.g., roads, bridges, transportation)
6	Trade and exports	22	Agricultural development
7	Energy	23	Natural resource management (e.g., oil, gas, mining)
8	Disaster management	24	Job creation/employment
9	Social protection (e.g., en familia, pensions, targeted social assistance)	25	Health
10	Climate change (e.g., mitigation, adaptation)	26	Economic growth
11	Poverty reduction	27	Rural development
12	Law and justice (e.g., judicial system)	28	Food security
13	Anti corruption	29	Environmental sustainability
14	Financial markets	30	Regulatory framework
15	Equality of opportunity (i.e., equity)	31	Basic infrastructure
16	Urban development	32	Communicable/non-communicable diseases

## SECTION D: THE WORLD BANK GROUP'S KNOWLEDGEWORK AND ACTIVITIES (i.e., ANALYSIS, STUDIES, RESEARCH, DATA, REPORTS, CONFERENCES)

In Brazil, how effective do you believe the World Bank Group's knowledge work and activities:													
		Not effective at all										Very effective	Don't know
D3	Enhancing your knowledge and/or skills	1	2	3	4	5	6	7	8	9	10	<input type="checkbox"/>	
D4	Contributing to good policy making	1	2	3	4	5	6	7	8	9	10	<input type="checkbox"/>	
D5	Providing support for program implementation	1	2	3	4	5	6	7	8	9	10	<input type="checkbox"/>	

In Brazil, to what extent do you believe that the World Bank Group's knowledge work and activities:													
		To no degree at all										To a very significant degree	Don't know
D6	Are timely	1	2	3	4	5	6	7	8	9	10	<input type="checkbox"/>	
D7	Are relevant to Brazil's development priorities at the federal, state, and/or municipal level	1	2	3	4	5	6	7	8	9	10	<input type="checkbox"/>	
D8	Provide feasible recommendations	1	2	3	4	5	6	7	8	9	10	<input type="checkbox"/>	
D9	Are accessible (well written and easy to understand)	1	2	3	4	5	6	7	8	9	10	<input type="checkbox"/>	
D10	Are useful in terms of the work you do	1	2	3	4	5	6	7	8	9	10	<input type="checkbox"/>	
D11	Are translated enough into local language	1	2	3	4	5	6	7	8	9	10	<input type="checkbox"/>	
D12	Are adaptable to Brazil's specific development challenges and country circumstances at the federal, state, and/or municipal level	1	2	3	4	5	6	7	8	9	10	<input type="checkbox"/>	

D13. Overall, how significant a contribution do you believe the World Bank Group's knowledge work and activities make to development results in your country at the federal, state, and/or municipal level?												
1	2	3	4	5	6	7	8	9	10	<input type="checkbox"/>		
Not significant at all										Very significant	Don't know	

D14. Overall, how would you rate the technical quality of the World Bank Group's knowledge work and activities?												
1	2	3	4	5	6	7	8	9	10	<input type="checkbox"/>		
Very low technical quality										Very high technical quality	Don't know	

**SECTION D: THE WORLD BANK GROUP'S KNOWLEDGEWORK AND ACTIVITIES (I.E., ANALYSIS, STUDIES, RESEARCH, DATA, REPORTS, CONFERENCES)**

<b>D15</b>	Have you read/consulted the most recent LAC Flagship Report: <i>Economic Mobility and the Rise of the Latin American Middle Class?</i> (If YES please go to D16; if NO please go to E1)	<b>Yes</b>	<b>No</b>
------------	---	------------	-----------

<b>D16. To what extent do you believe this Flagship Report raised substantive new information and insight that you were not aware of prior to reading?</b>											
1	2	3	4	5	6	7	8	9	10	<input type="checkbox"/>	
To no degree at all									To a very significant degree	Don't know	

<b>D17. To what extent do you believe this Flagship Report provided you with useful information in terms of the work you do?</b>											
1	2	3	4	5	6	7	8	9	10	<input type="checkbox"/>	
To no degree at all									To a very significant degree	Don't know	

**SECTION E: WORKING WITH THE WORLD BANK GROUP**

To what extent do you agree/disagree with the following statements?												
		Strongly disagree								Strongly agree		Don't know
		1	2	3	4	5	6	7	8	9	10	
<b>E1</b>	The World Bank Group disburses funds promptly	1	2	3	4	5	6	7	8	9	10	<input type="checkbox"/>
<b>E2</b>	The World Bank Group effectively monitors and evaluates the projects and programs it supports	1	2	3	4	5	6	7	8	9	10	<input type="checkbox"/>
<b>E3</b>	The World Bank Group's approvals and reviews are done in a timely fashion	1	2	3	4	5	6	7	8	9	10	<input type="checkbox"/>
<b>E4</b>	The World Bank Group's "Safeguard Policy" requirements are reasonable	1	2	3	4	5	6	7	8	9	10	<input type="checkbox"/>
<b>E5</b>	The World Bank Group's conditions on its lending are reasonable	1	2	3	4	5	6	7	8	9	10	<input type="checkbox"/>
<b>E6</b>	Working with the World Bank Group increases Brazil's institutional capacity at the federal, state, and/or municipal level	1	2	3	4	5	6	7	8	9	10	<input type="checkbox"/>
<b>E7</b>	The World Bank Group ensures consistency and continuity through staff changes	1	2	3	4	5	6	7	8	9	10	<input type="checkbox"/>
<b>E8</b>	The World Bank Group's teams and visits are well coordinated	1	2	3	4	5	6	7	8	9	10	<input type="checkbox"/>
<b>E9</b>	Where country systems (e.g., procurement, financial management, etc.) are adequate, the World Bank Group makes appropriate use of them	1	2	3	4	5	6	7	8	9	10	<input type="checkbox"/>
<b>E10</b>	The World Bank Group provides effective implementation support (i.e., supervision of projects)	1	2	3	4	5	6	7	8	9	10	<input type="checkbox"/>

**PLEASE NOTE: IN SOME CASES THE SURVEY WILL ASK FOR A SPECIFIC NUMBER OF RESPONSES. PLEASE DO NOT CHOOSE ANY MORE THAN REQUESTED. IF MORE RESPONSES ARE CHOSEN, DATA CANNOT BE INCLUDED IN ANALYSIS.**

## SECTION F: RECENT TRENDS AND THE FUTURE ROLE OF THE WORLD BANK IN BRAZIL

**F1. In the last three years, to what extent do you believe that the World Bank Group has moved in the right direction in terms of the focus of its work in Brazil at the federal, state, and/or municipal level?**

1	2	3	4	5	6	7	8	9	10	<input type="checkbox"/>
To no degree at all					To a very significant degree					Don't know

**F2. How significant a role do you believe that international development cooperation (e.g. Range of donors and partners) SHOULD play in Brazil's development in the near future at the federal, state, and/or municipal level?**

1	2	3	4	5	6	7	8	9	10	<input type="checkbox"/>
Not a significant role at all					Very significant role					Don't know

**F3. How significant a role do you believe the World Bank Group SHOULD play in Brazil's development in the near future at the federal, state, and/or municipal level?**

1	2	3	4	5	6	7	8	9	10	<input type="checkbox"/>
Not a significant role at all					Very significant role					Don't know

## SECTION F: RECENT TRENDS AND THE FUTURE ROLE OF THE WORLD BANK IN Brazil

<b>F4. Which of the following SHOULD the World Bank Group do to make itself of greater value in Brazil at the federal, state, and/or municipal level? (Choose no more than TWO)</b>	
1	Improve the quality of its experts as related to Brazil's specific challenges at the federal, state, and/or municipal level
2	Reduce the complexity of obtaining World Bank Group financing
3	Focus primarily on advocacy issues
4	Increase international knowledge exchange
5	Improve the competitiveness of its financing compared to markets (e.g., cost, timeliness, and other terms)
6	Reach out more to groups outside of government
7	Increase local implementation training
8	Ensure greater selectivity in its work
9	Provide more adequate data/knowledge/statistics/figures on Brazil's economy
10	Offer more innovative financial products
11	Offer more innovative knowledge services
12	Increase availability of Fee-Based services
13	Provide more convening opportunities
14	Work faster
15	Other (please specify): _____

<b>F5. When considering the combination of services that the World Bank Group offers in Brazil at the federal, state, and/or municipal level, and taking into account its limited level of resources, which ONE of the following do you believe the World Bank Group should offer more of in Brazil? (Please mark only ONE response)</b>	
1	Financial services
2	Knowledge products
3	Convening services
4	None of the above
5	The combination is appropriate for Brazil



**SECTION G: COMMUNICATION AND INFORMATION SHARING**

**G1. How do you get most of your information about economic and social development issues in Brazil at the federal, state, and/or municipal level? (Choose no more than TWO)**

1	Local newspapers
2	International newspapers
3	Local radio
4	International radio
5	Local television
6	International television
7	Periodicals
8	Internet
9	Social media (Facebook, Twitter, Youtube)
10	Blogs
11	Mobile phones
12	Instant messaging
13	Other (please specify): _____

**G2. How would you prefer to receive information from the World Bank Group? (Choose no more than TWO)**

1	World Bank Group website
2	Direct contact with World Bank Group (i.e., face to face meetings/discussions)
3	e-newsletters
4	Instant messaging
5	World Bank Group seminars/workshops/conferences
6	World Bank Group Public Information Center
7	World Bank Group publications and other written materials
8	Mobile phones
9	Social media (Facebook, Twitter, Youtube)
10	Blogs
11	Other (please specify): _____

<b>G3</b>	Are you aware of the World Bank Group's Access to Information Policy under which the Bank will now disclose any information in its possession that is not on a list of exceptions?	<b>Yes</b>	<b>No</b>
<b>G4</b>	Do you use/have you used the World Bank Group website?	<b>Yes</b>	<b>No</b>
<b>G5</b>	Do you access or follow the World Bank Group's social media channels?	<b>Yes</b>	<b>No</b>

## SECTION G: COMMUNICATION AND INFORMATION SHARING

**G6. Which of the following World Bank e-services are you currently subscribed to?  
(Choose all that apply)**

1	World Bank E-newsletter
2	World Bank Blogs
3	World Bank Social media channels (including Facebook, Twitter, YouTube, Flickr)
4	Other (please specify): _____

**Please rate how much you agree with the following statements.**

		Strongly disagree										Strongly agree	Don't know
		1	2	3	4	5	6	7	8	9	10		
<b>G7</b>	When I need information from the World Bank Group I know how to find it (e.g., whom to call, where to reach them, etc.)												<input type="checkbox"/>
<b>G8</b>	The World Bank Group is responsive to my information requests and inquiries												<input type="checkbox"/>

**SECTION H: BACKGROUND INFORMATION**

<b>H1. Do you primarily work at the...? (Please mark only ONE response)</b>	
1	Federal level
2	State level
3	Municipal level

<b>H2. Which of the following best describes your current position? (Please mark only ONE response)</b>	
1	Office of the President, Prime Minister
2	Office of Minister
3	Office of Parliamentarian
4	Employee of a Ministry, Ministerial Department or Implementation Agency
5	Consultant/Contractor working on World Bank Group supported Project/Program
6	Project Management Unit (PMU) overseeing implementation of project
7	State Government Office or Staff
8	Municipal Government Office or Staff
9	Bilateral Agency
10	Multilateral Agency
11	Private Sector Organization
12	Private Foundation
13	Financial Sector/Private Bank
14	NGO
15	Community Based Organization
16	Media (Press, Radio, TV, Web, etc.)
17	Independent Government Institution (i.e., Regulatory Agency, Central Bank/oversight institution)
18	Trade Union
19	Faith-Based Group
20	Academia/Research Institute/Think Tank
21	Judiciary Branch
22	Other (please specify): _____

**SECTION H: BACKGROUND INFORMATION****H3. Please identify the primary specialization of your work. (Please mark only ONE response)**

1	Agriculture/ rural development / food security	10	Law and justice / regulatory framework
2	Climate change / disaster management	11	Natural resource management / environmental sustainability
3	Education	12	Private sector development / foreign direct investment
4	Energy	13	Public sector governance / public financial management / anti corruption
5	Financial markets / banking	14	Social protection
6	Gender equity / equality of opportunity	15	Transport
7	Health / communicable/non-communicable diseases	16	Urban development
8	Information and communications technology	17	Water and sanitation
9	Job creation/employment	18	Other (please specify): _____

**H4. Currently, do you professionally collaborate/work with the World Bank Group in your country?**

1	Yes
2	No

**H5. Do you work/Have you worked with the International Finance Corporation in Brazil at the federal, state, and/or municipal level?**

1	Yes
2	No

**H6. Which of the following describes most of your exposure to the World Bank Group in Brazil at the federal, state, and/or municipal level? (Choose no more than TWO)**

1	Observer (i.e., follow in media, discuss in informal conversations, etc.)
2	Use World Bank Group reports/data
3	Engage in World Bank Group related/sponsored events/activities
4	Collaborate as part of my professional duties
5	Use World Bank Group website for information, data, research, etc.

**H7. Which best represents your geographic location?**

1	North
2	South
3	Southeast
4	Northeast
5	Center-West

**Thank you for completing the survey!**