



Guinea

The World Bank
Country Survey FY 2013

Report of Findings
April 2013

Table of Contents

I. Objectives	3
II. Methodology.....	4
III. Demographics of the Sample.....	5
IV. General Issues Facing Guinea	10
V. Overall Attitudes toward the World Bank	14
VI. Sectoral Effectiveness.....	21
VII. World Bank Knowledge and Instruments	24
VIII. How the World Bank Operates.....	33
IX. The Future Role of the World Bank in Guinea	36
X. Communication and Openness.....	40
XI. Appendices.....	47



I. Objectives

This survey was designed to achieve the following objectives:

- Assist the World Bank in gaining a better understanding of how stakeholders in Guinea perceive the Bank;
- Obtain systematic feedback from stakeholders in Guinea regarding:
 - Their views regarding the general environment in Guinea;
 - Their overall attitudes toward the World Bank in Guinea;
 - Overall impressions of the World Bank's effectiveness and results, knowledge and research, and communication and information sharing in Guinea; and
 - Perceptions of the World Bank's future role in Guinea.
- Use data to help inform the Guinea country team's strategy.

II. Methodology

In February 2013, 513 stakeholders of the World Bank in Guinea were invited to provide their opinions on the Bank's assistance to the country by participating in a country survey. Participants in the survey were drawn from among the office of the President; the office of the Prime Minister; the office of a Minister; the office of a Parliamentarian; employees of a ministry, ministerial department, or implementation agency; consultants/contractors working on World Bank-supported projects/programs; project management units (PMUs) overseeing implementation of a project; local government officials or staff; bilateral and multilateral agencies; private sector organizations; private foundations; the financial sector/private banks; NGOs; community-based organizations (CBOs); the media; independent government institutions; trade unions; faith-based groups; academia/research institutes/think tanks; and the judiciary branch. A total of 383 stakeholders participated in the country survey (75% response rate).

Respondents received questionnaires via courier, email or face to face and returned them accordingly. Respondents were asked about: general issues facing Guinea; their overall attitudes toward the Bank; the World Bank's effectiveness and results; the Bank's knowledge; working with the World Bank; the Bank's future role in Guinea; and the Bank's communication and information sharing in Guinea.

Every country that engages in the Country Survey must include specific indicator questions that will be aggregated for the World Bank's annual Corporate Scorecard. These questions are identified throughout the survey report.

- A. General Issues Facing Guinea: Respondents were asked to indicate whether Guinea is headed in the right direction, what they thought were the top three most important development priorities, and which areas of development would contribute most to reducing poverty and generating economic growth in Guinea.

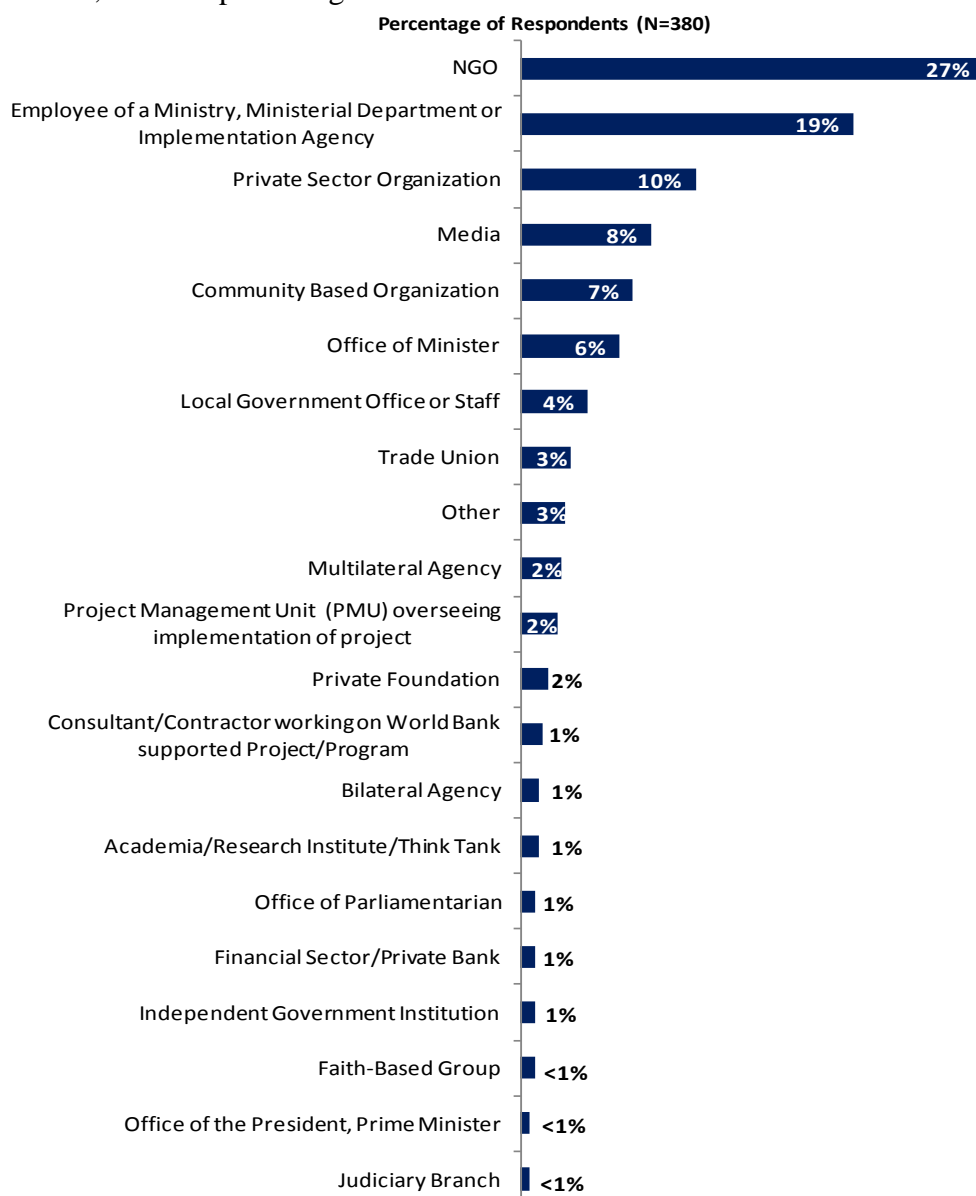
II. Methodology (continued)

- B. Overall Attitudes toward the World Bank: Respondents were asked to rate their familiarity with the World Bank, the Bank's effectiveness in Guinea, Bank staff preparedness to help Guinea solve its development challenges, their agreement with various statements regarding the Bank's work, and the extent to which the Bank is an effective development partner. Respondents were also asked to indicate the sectoral areas on which it would be most productive for the Bank to focus its resources, the Bank's greatest values and greatest weaknesses in its work, the most effective instruments in helping to reduce poverty in Guinea, with which stakeholder groups the Bank should collaborate more, and to what reasons respondents attributed failed or slow reform efforts.
- C. World Bank Effectiveness and Results: Respondents were asked to rate the extent to which the Bank's work helps achieve development results in Guinea, the extent to which the Bank meets Guinea's needs for knowledge services and financial instruments, and the Bank's level of effectiveness across thirty six development areas, such as poverty reduction, agricultural development, transport, education and communicable/non-communicable diseases.
- D. The World Bank's Knowledge: Respondents were asked to indicate how frequently they consult Bank knowledge work and activities, the areas on which the Bank should focus its research efforts, and to rate the effectiveness and quality of the Bank's knowledge work and activities, including how significant of a contribution they make to development results in Guinea and its technical quality.
- E. Working with the World Bank: Respondents were asked to rate their level of agreement with a series of statements regarding working with the Bank, such as the World Bank's "Safeguard Policy" requirements being reasonable, the Bank imposing reasonable conditions on its lending, disbursing funds promptly, increasing Guinea's institutional capacity, providing effective implementation support, and the World Bank is adequately staffed in Guinea.
- F. The Future Role of the World Bank in Guinea: Respondents were asked to rate how significant a role the Bank should play in Guinea's development in the near future and to indicate what the Bank should do to make itself of greater value in Guinea.
- G. Communication and Information Sharing: Respondents were asked to indicate how they get information about economic and social development issues, how they prefer to receive information from the Bank, and their usage and evaluation of the Bank's websites. Respondents were asked about their awareness of the Bank's Access to Information policy, past information requests from the Bank, and their level of agreement that they use more data from the World Bank as a result of the Bank's Open Data policy. Respondents were also asked about their level of agreement that they know how to find information from the Bank and that the Bank is responsive to their information requests.
- H. Background Information: Respondents were asked to indicate their current position, specialization, whether they professionally collaborate with the World Bank, their exposure to the Bank in Guinea, and their geographic location.

III. Demographics of the Sample

Current Position

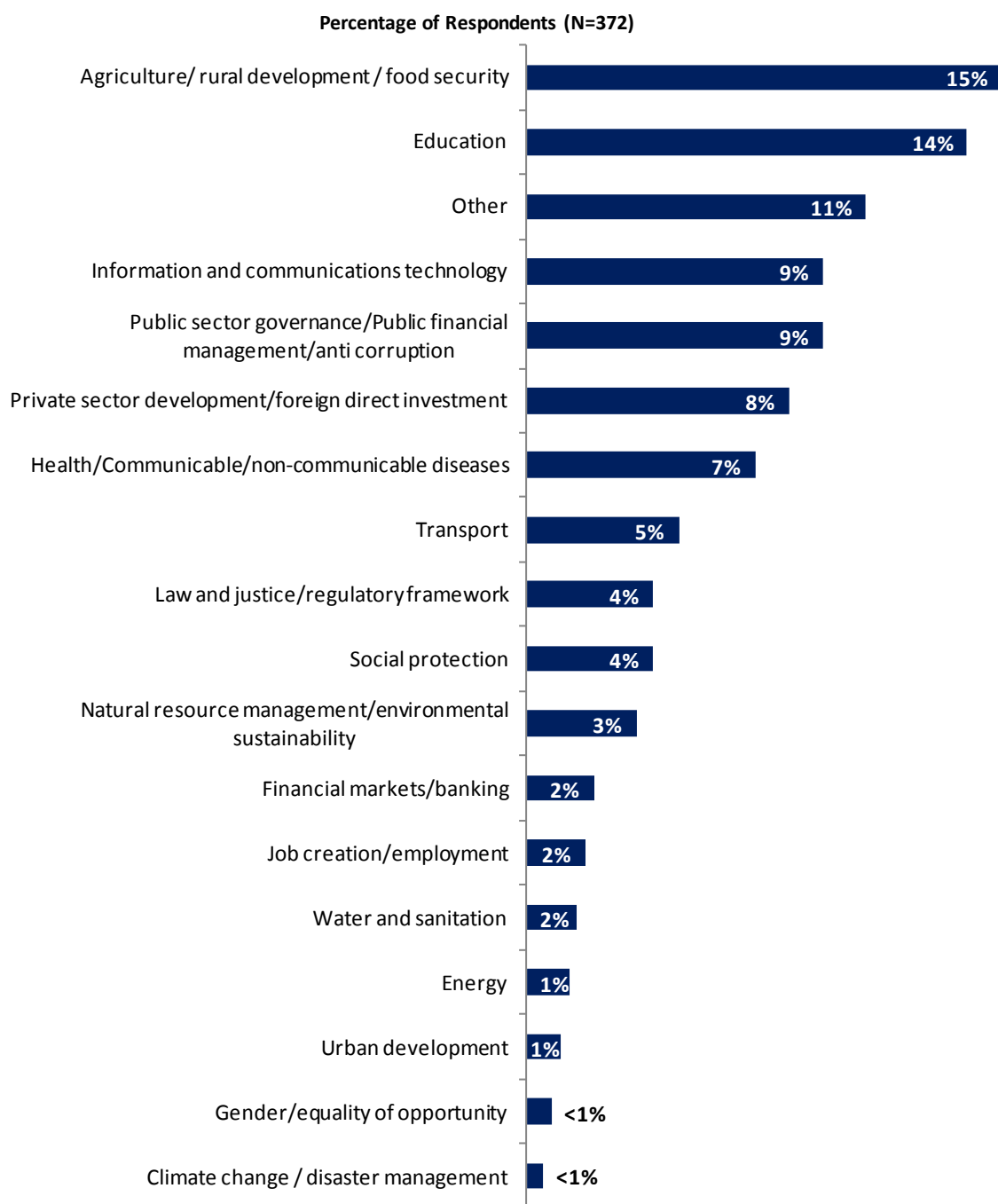
- For further analyses, the small number of respondents from the office of a Minister were combined with those from the office of the President/Prime Minister, consultants/contractors working on Bank-supported projects were combined with those from PMUs, respondents from multilateral agencies were combined with those from bilateral agencies, respondents from the financial sector/private banks were combined with those from the private sector, respondents from private foundations, CBOs, NGOs, trade unions, and faith-based groups were combined into a “CSO” category, and the few academic respondents, respondents from the office of a parliamentarian, the judiciary branch, and independent government institutions were included in the “Other” category.



“Which of the following best describes your current position?” (Respondents chose from a list.)

III. Demographics of the Sample (continued)

Area of Primary Specialization

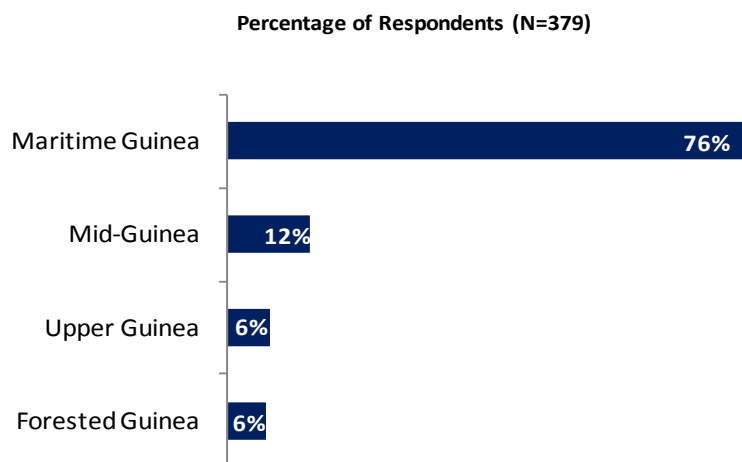


"Please identify the primary specialization of your work." (Respondents chose from a list.)

III. Demographics of the Sample (continued)

Geographic Location

- Responses across geographic locations for all country survey questions can be found in the Appendix (see page 86). Only significant differences between geographic locations in response to indicator questions will be discussed in the body of this report.

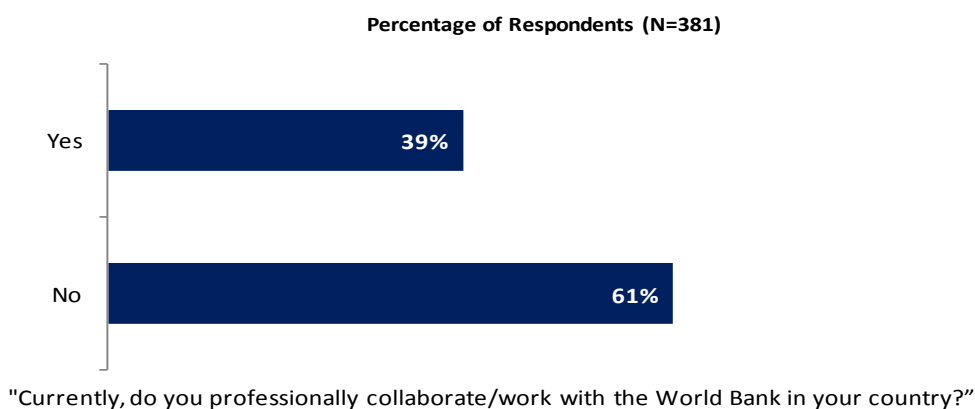


“Which best represents your geographic location?” (Respondents chose from a list.)

III. Demographics of the Sample (continued)

Collaboration with and Exposure to the World Bank

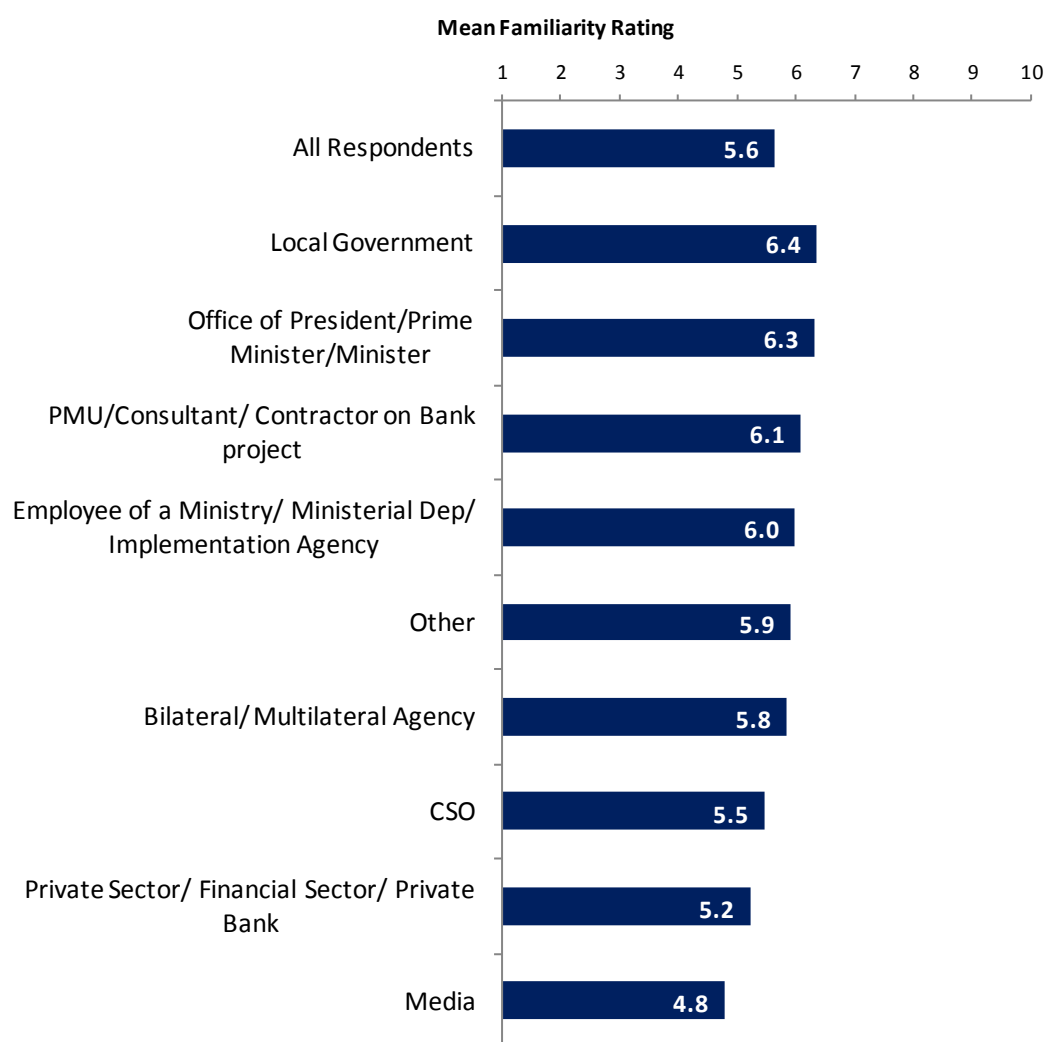
- Differences in responses to the indicator questions, based on levels of collaboration and exposure to the World Bank in Guinea, can be found in the Appendix D (see page101). Please note that where these two factors appear to have a significant relationship with overall views of the Bank, it is highlighted in yellow in that table.



III. Demographics of the Sample (continued)

Familiarity with the World Bank

- Respondents across all stakeholder groups had statistically similar level of familiarity with the World Bank.
- Respondents from Mid-Guinea and Upper Guinea indicated the highest levels of familiarity with the Bank, whereas respondents from Forested Guinea indicated significantly lower levels.
- It should be noted that respondents' ratings of familiarity with the Bank were significantly, strongly correlated with their perceptions of the Bank's overall effectiveness in Guinea, and significantly, moderately correlated with the Bank's ability to help achieve development results, and the Bank's relevance to Guinea's development.

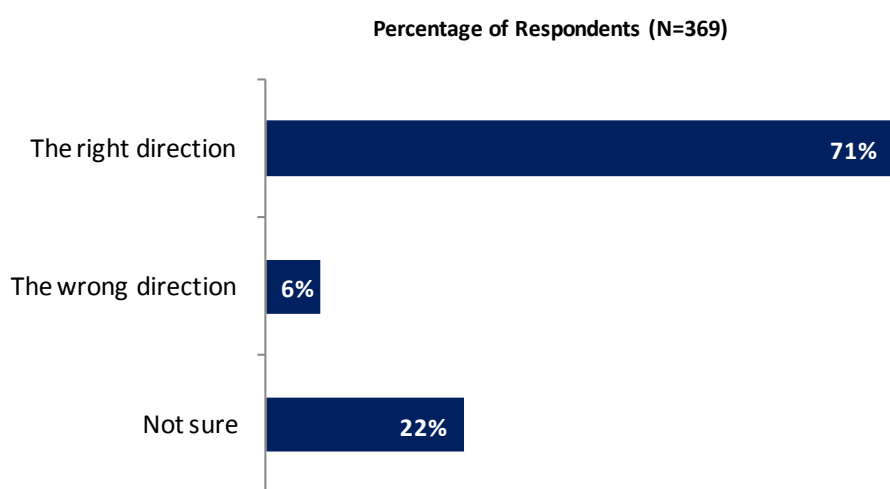


"How familiar are you with the work of the World Bank in Guinea, on a ten point scale?"
(1 - "Not familiar at all", 10 - "Extremely familiar")

IV. General Issues Facing Guinea

Headed in the Right Direction

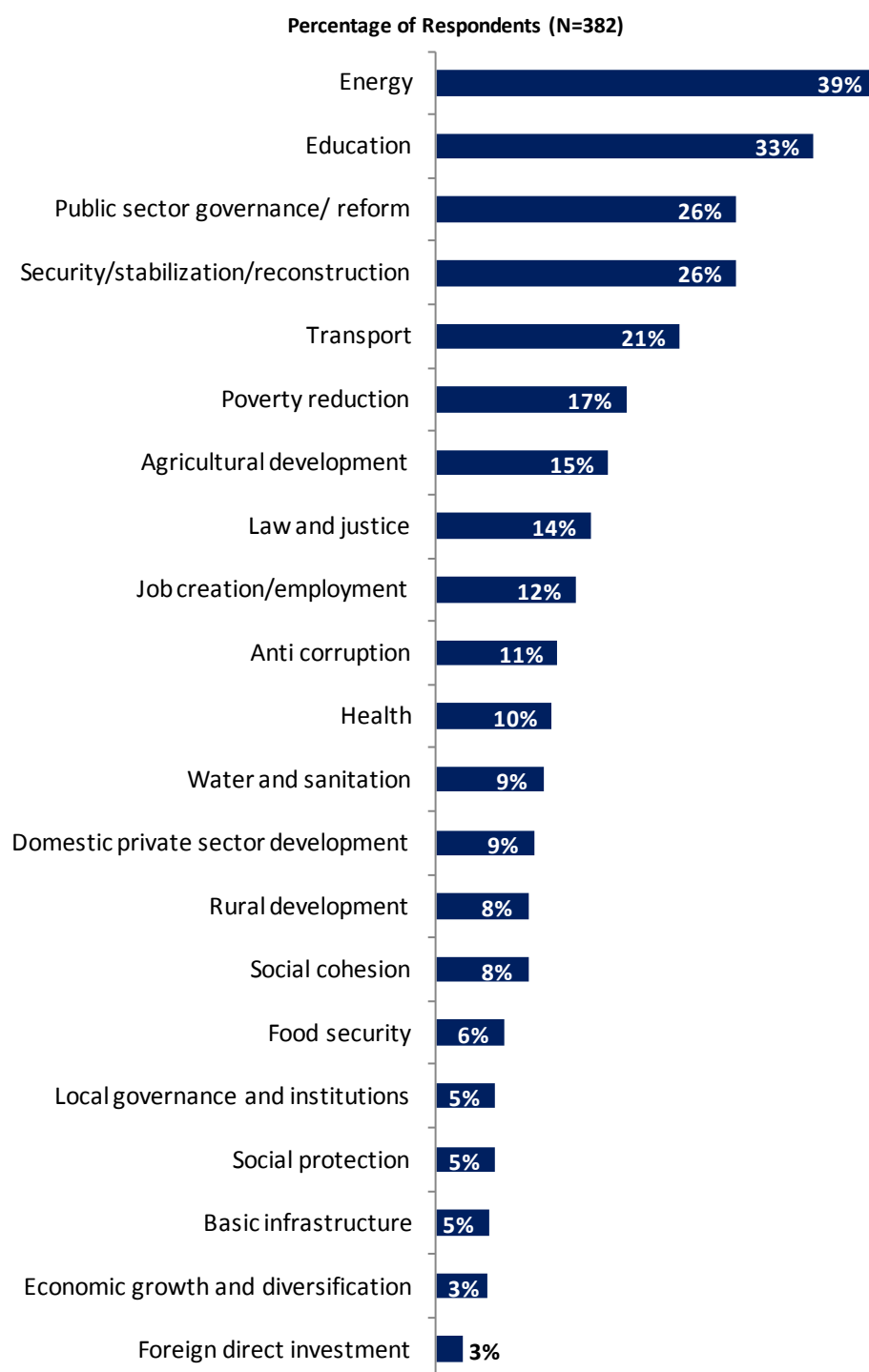
- When asked whether Guinea was headed in the right or wrong direction, 71% of respondents indicated that Guinea was headed in the right direction.
- A majority of respondents from most stakeholder groups indicated that Guinea was headed in the right direction, except respondents from the private sector/financial sector/private banks who were more likely to say that they were not sure whether Guinea was headed in the right or wrong direction.



"In general would you say that Guinea is headed in ... ?" (Respondents chose from a list.)

IV. General Issues Facing Guinea (continued)

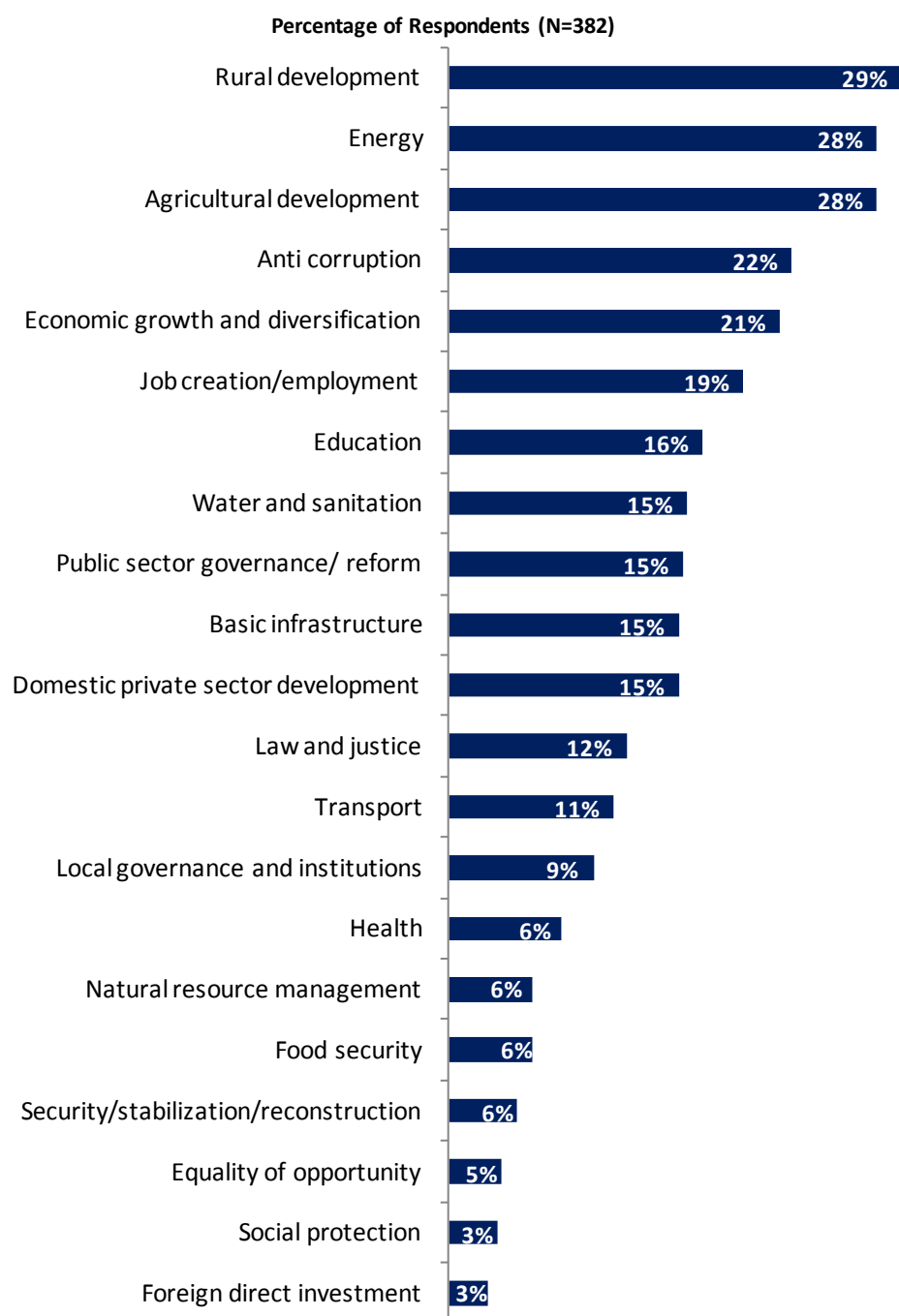
Development Priority



"Listed below are a number of development priorities in Guinea. Please identify which of the following you consider the most important development priorities in Guinea? (Choose no more than THREE)"
(Respondents chose from a list. Responses combined.)

IV. General Issues Facing Guinea (continued)

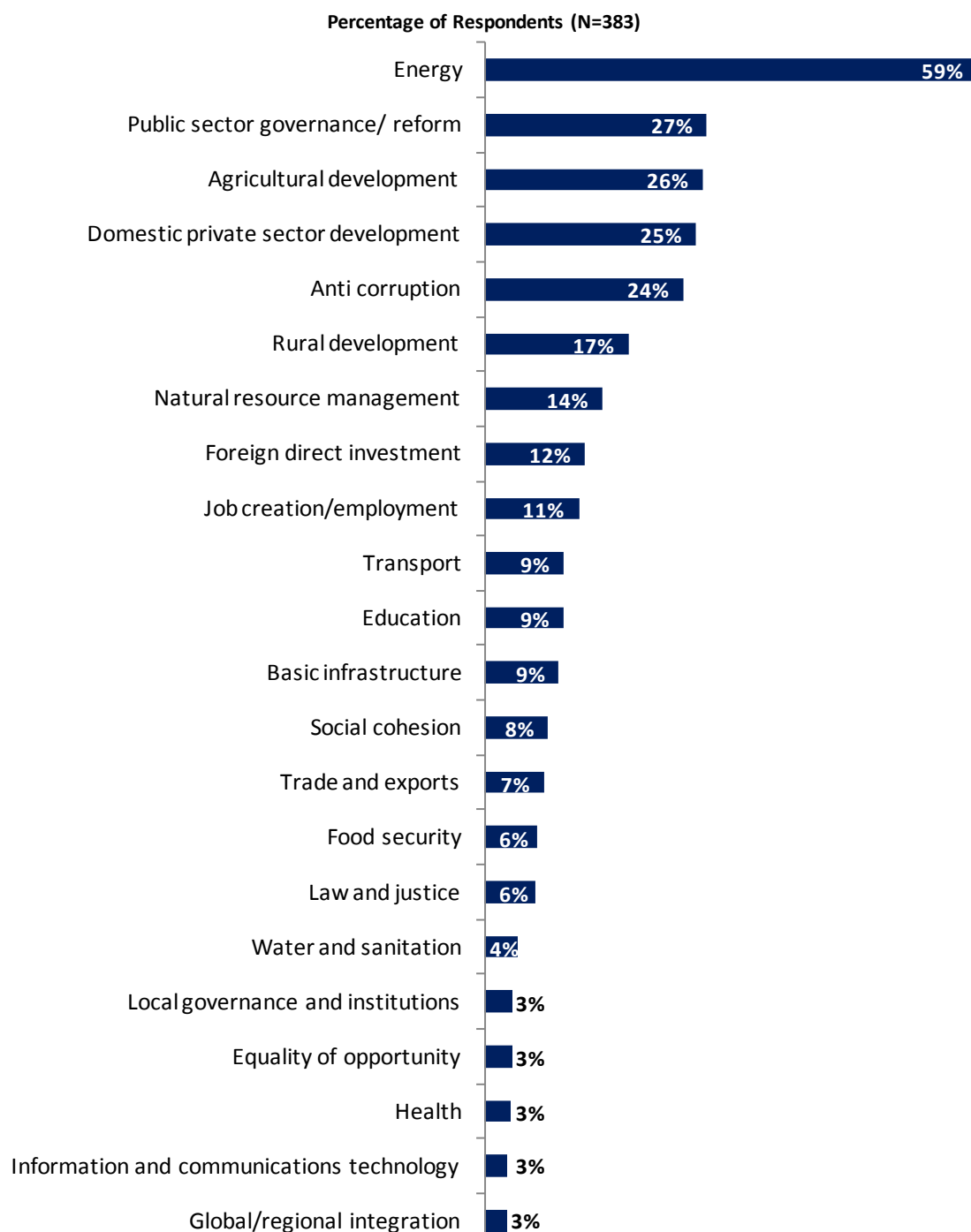
What Would Contribute Most to Reducing Poverty



"Poverty reduction is a broad term that encompasses work in many different areas. Which THREE areas of development listed below do you believe would contribute most to reducing poverty in Guinea? (Choose no more than THREE)" (Respondents chose from a list. Responses combined.)

IV. General Issues Facing Guinea (continued)

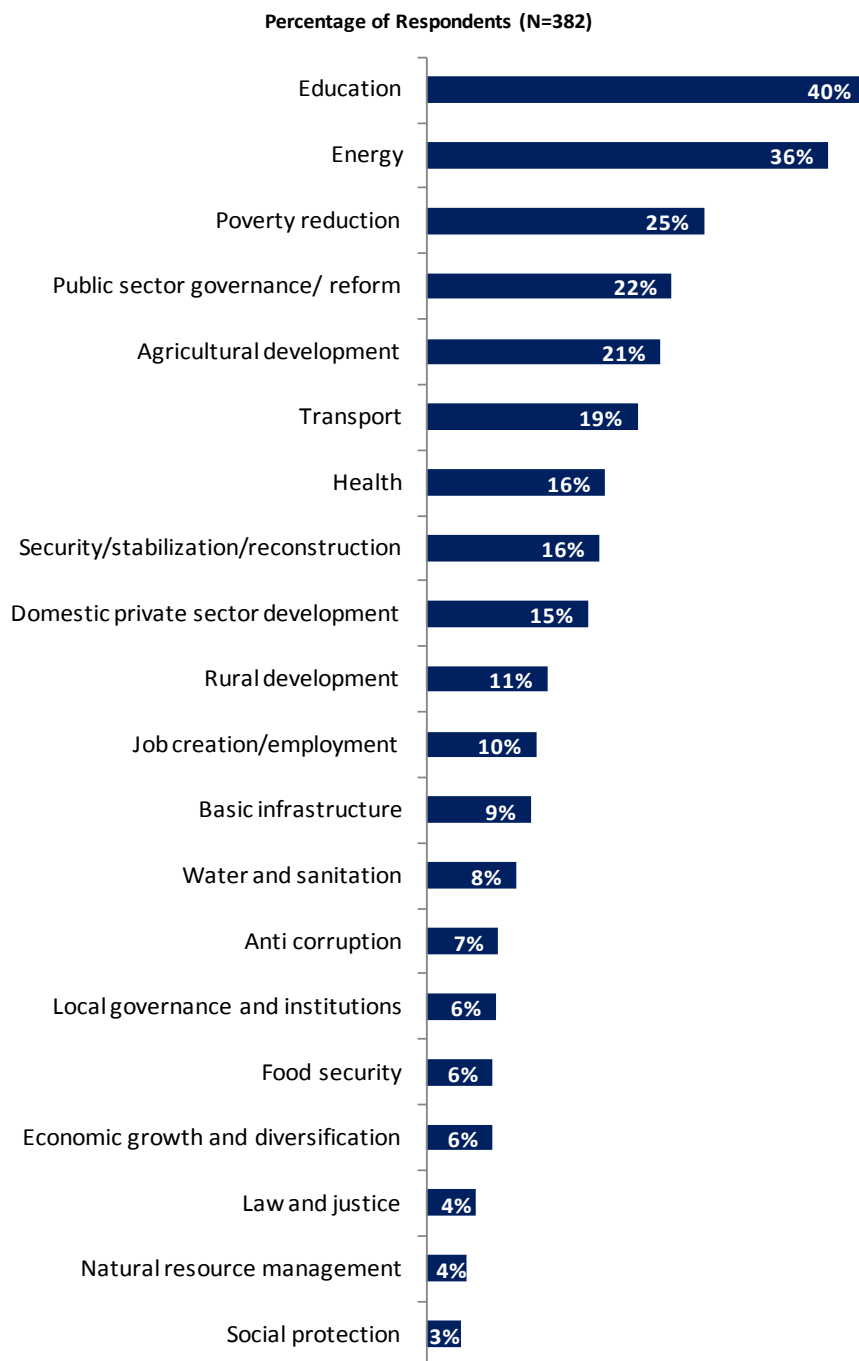
What Would Contribute Most to Stimulating Economic Growth and Diversification



"Economic growth can be driven by a number of factors. Which THREE areas below do you believe would contribute most to stimulating economic growth and diversification in Guinea? (Choose no more than THREE)" (Respondents chose from a list. Responses combined.)

V. Overall Attitudes toward the World Bank

Where the World Bank Should Focus its Resources



“When thinking about how the World Bank can have the most impact on development results Guinea, in which sectoral areas do you believe the World Bank should focus most of its attention and resources in Guinea? (Choose no more than THREE)”

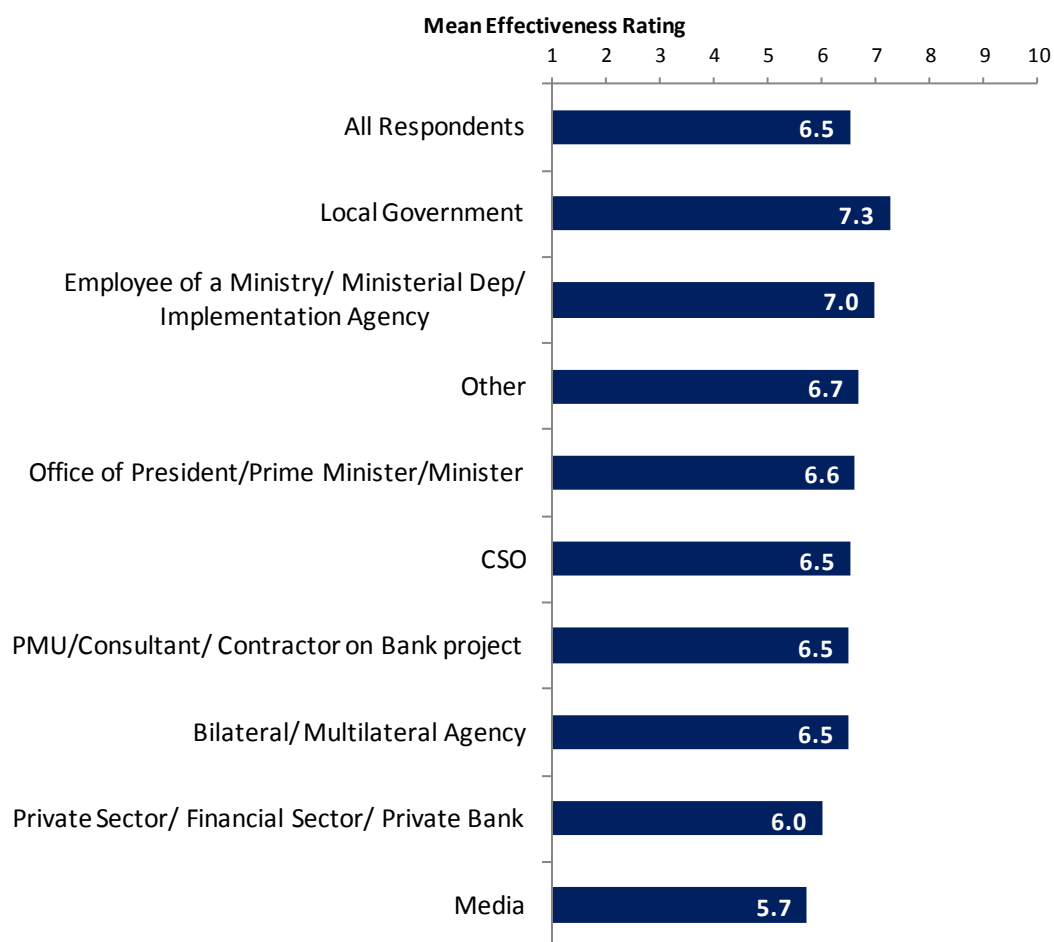
(Respondents chose from a list. Responses combined.)

V. Overall Attitudes toward the World Bank (continued)

As noted in the “Methodology” section, the indicator questions referred to throughout the survey report are questions that are asked in every country that engages in the Country Survey. These will be aggregated for the Bank’s annual Corporate Scorecard.

The World Bank’s Overall Effectiveness (*Indicator Question*)

- Respondents across all stakeholder groups and geographic locations gave statistically similar ratings for the World Bank’s overall effectiveness in Guinea.

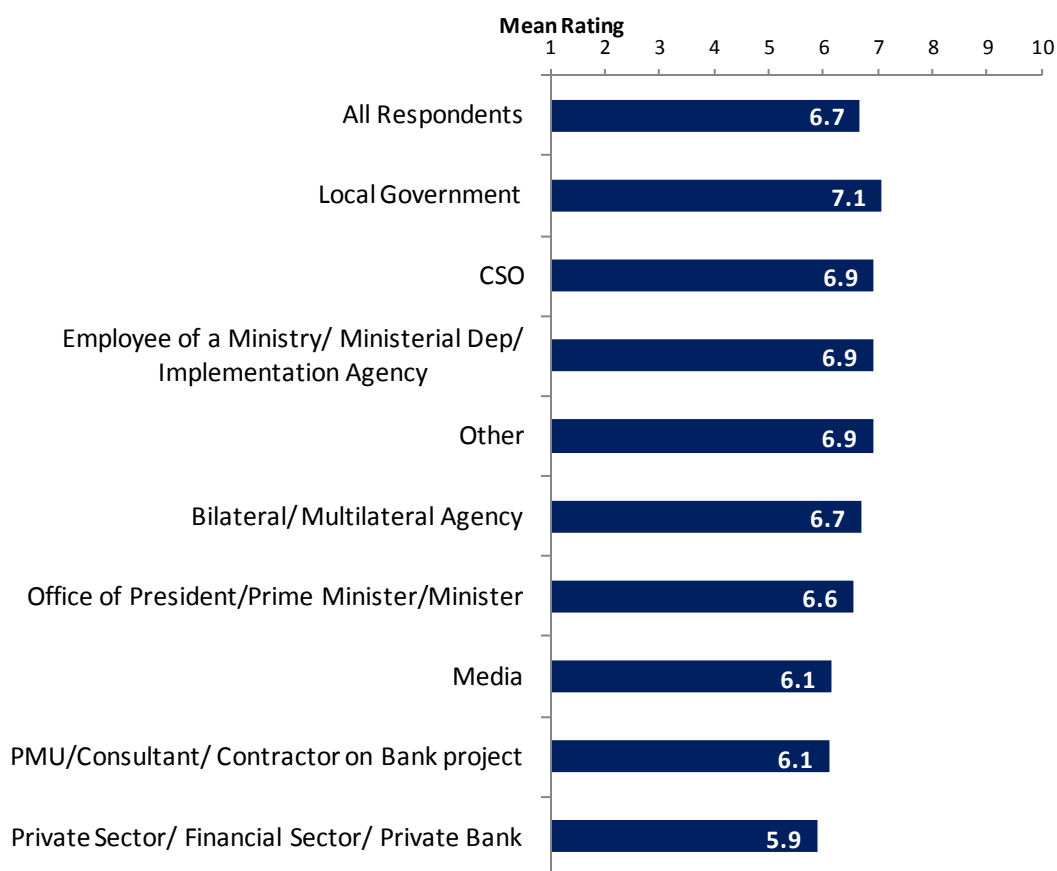


“Overall, please rate your impression of the World Bank’s effectiveness in Guinea, on a ten point scale.” (1- “Not effective at all”, 10- “Very effective”)

V. Overall Attitudes toward the World Bank (continued)

Achieving Development Results *(Indicator Question)*

- Respondents across all stakeholder groups and geographic locations gave statistically similar ratings for the World Bank helping achieve development results in Guinea.

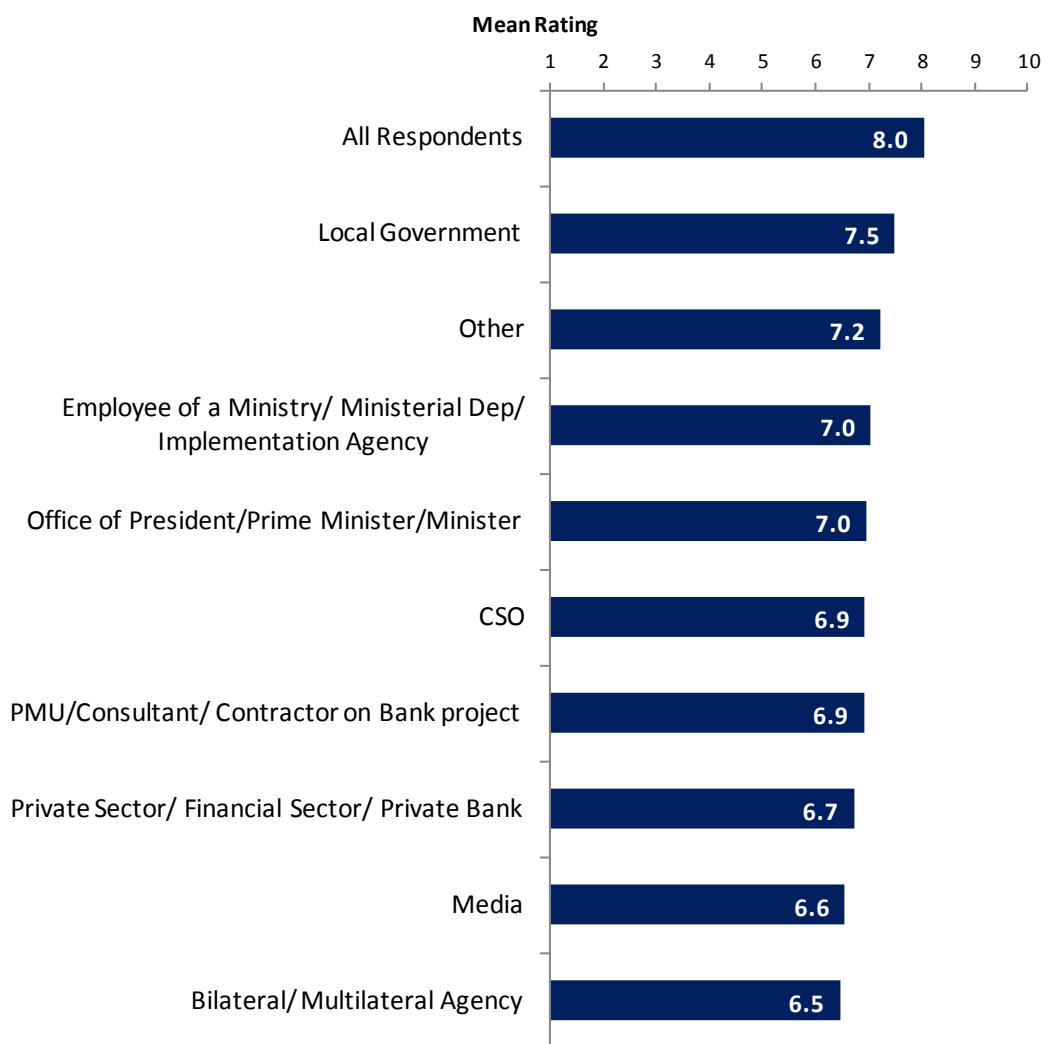


"To what extent does the World Bank's work help to achieve development results in Guinea, on a ten point scale?" (1-"To no degree at all", 10-"To a very significant degree")

V. Overall Attitudes toward the World Bank (continued)

Staff Preparedness (*Indicator Question*)

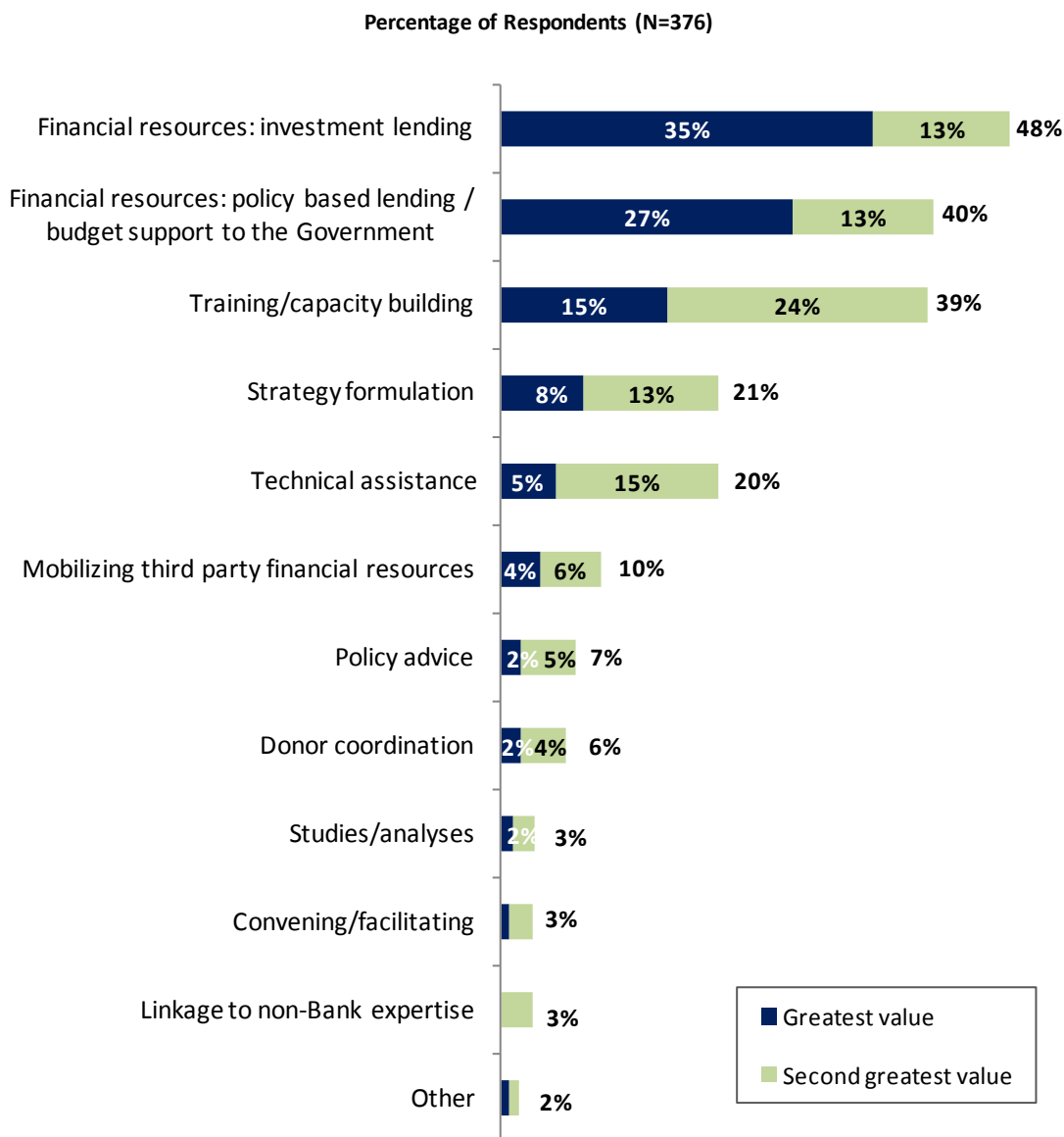
- Respondents across all stakeholder groups and geographic locations gave statistically similar ratings for the World Bank's staff being well prepared to help Guinea solve its most complicated development challenges.



"To what extent do you believe the World Bank's staff is well prepared (e.g., skills and knowledge) to help Guinea solve its most complicated development challenges, on a ten point scale?"
 (1-"To no degree at all", 10-"To a very significant degree")

V. Overall Attitudes toward the World Bank (continued)

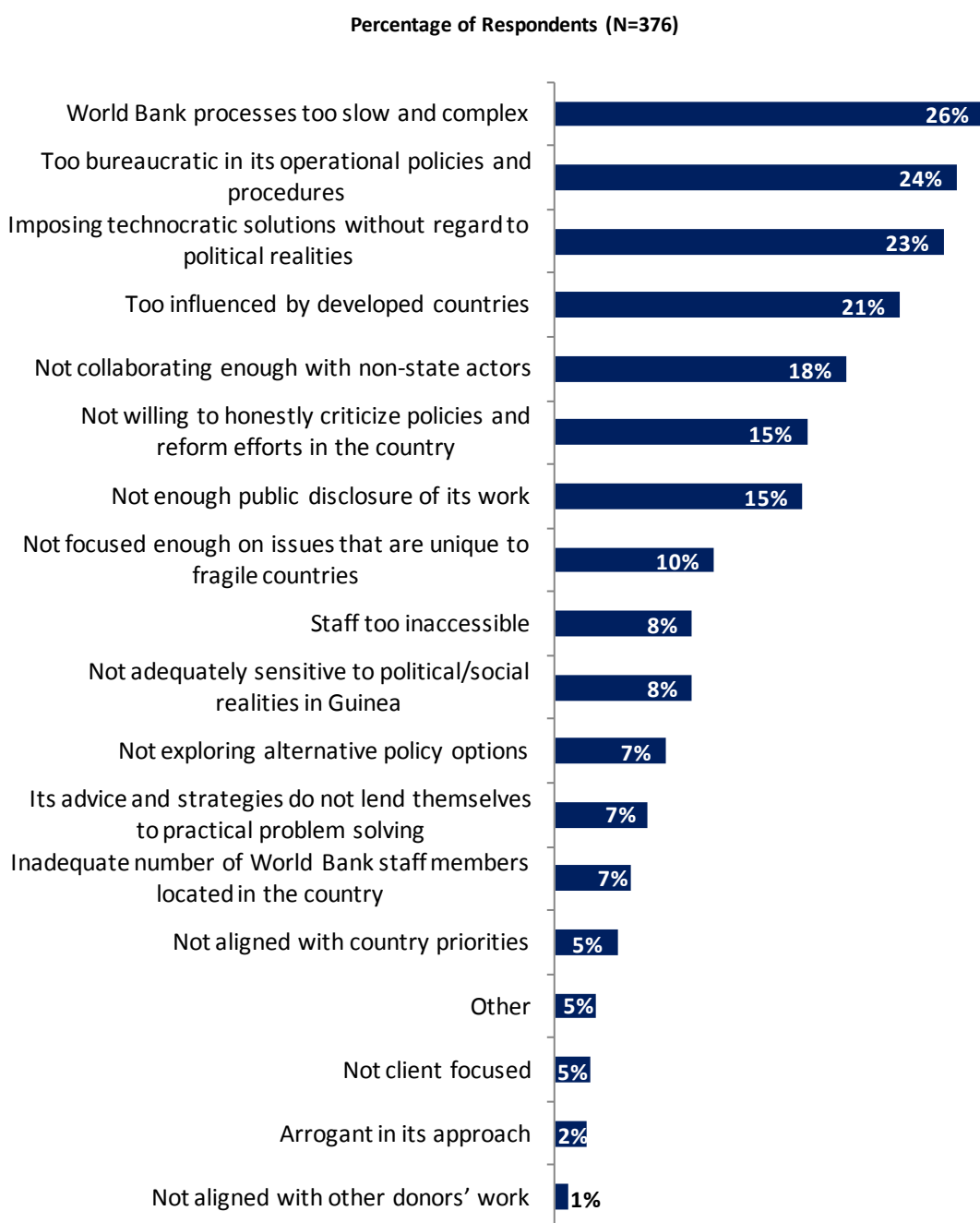
Greatest Value



“When thinking about the World Bank’s role, which activity do you believe is of greatest VALUE and which activity is of second greatest value in Guinea?” (Respondents chose from a list.)

V. Overall Attitudes toward the World Bank (continued)

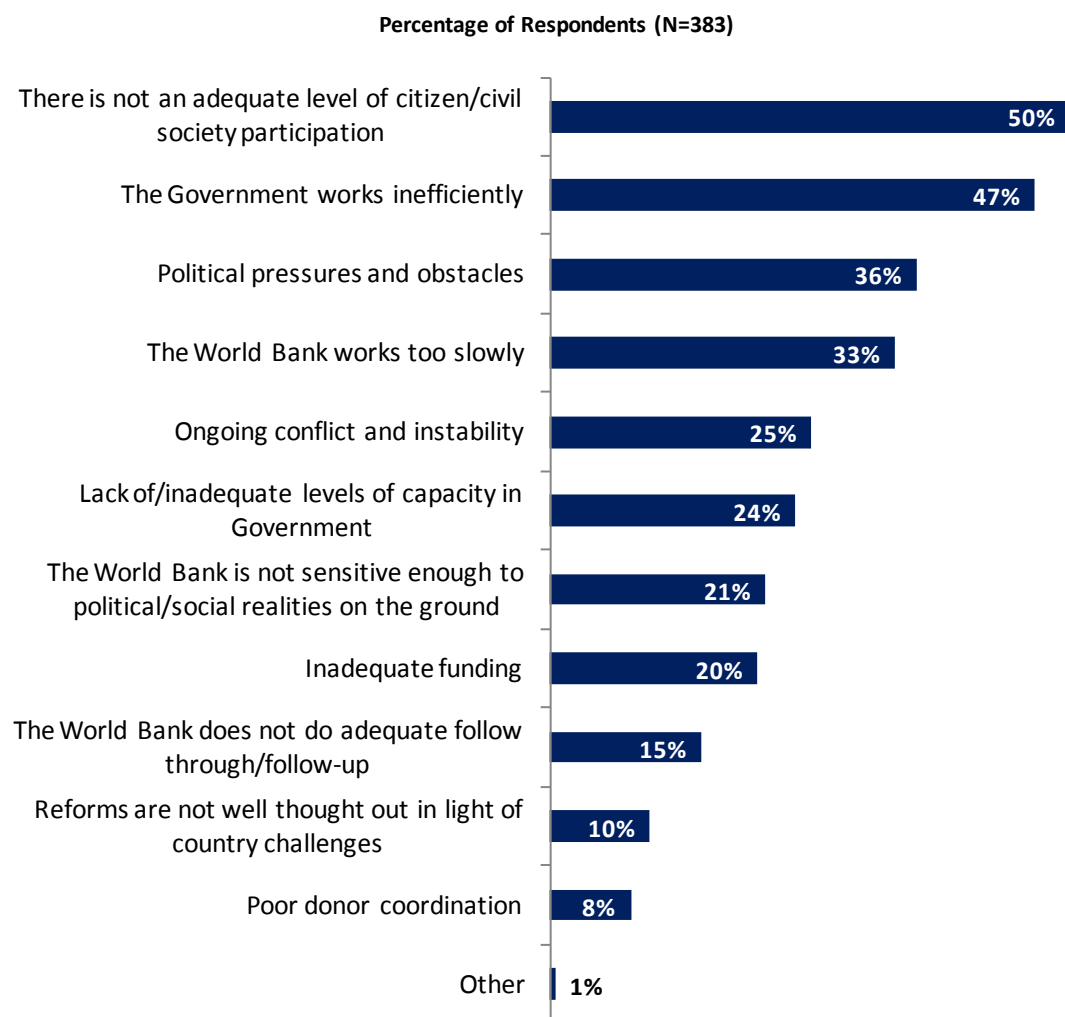
Greatest Weakness



"Which of the following do you identify as the World Bank's greatest WEAKNESSES in its work in Guinea? (Choose no more than TWO)" (Respondents chose from a list. Responses combined.)

V. Overall Attitudes toward the World Bank (continued)

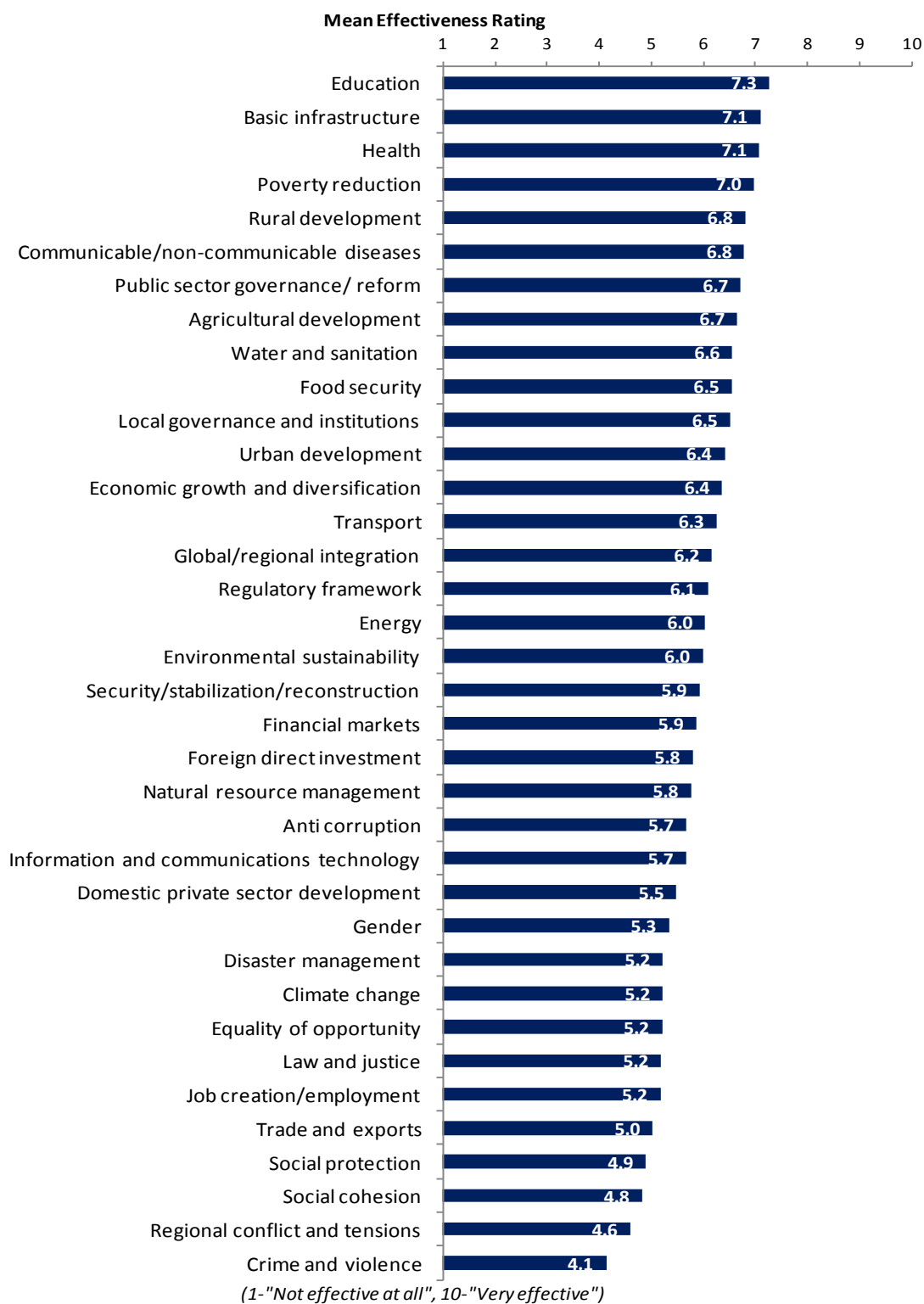
Attributing Slow or Failed Reform Efforts



"When World Bank assisted reform efforts fail or are slow to take place, which of the following would you attribute this to? (Choose no more than THREE)"
(Respondents chose from a list. Responses combined.)

VI. Sectoral Effectiveness

Specific Areas of Effectiveness



VI. Sectoral Effectiveness (continued)

Specific Areas of Effectiveness

- There were significant stakeholder group differences in their ratings of the Bank's effectiveness across many of these thirty-six development areas. For the most part, respondents from CSOs tended to have the highest ratings for the Bank's effectiveness across these areas, whereas respondents from the private sector/financial sector/private banks tended to have significantly lower ratings. (See the Appendix for full details.) Those areas with significant stakeholder differences were:
 - Information and communications technology
 - Basic infrastructure
 - Local governance and institutions
 - Job creation/employment
 - Rural development
 - Social protection
 - Natural resource management
- There were significant differences between geographic locations across eleven of these thirty-six areas. In almost all eleven instances, respondents from Maritime Guinea had significantly lower ratings for the Bank's effectiveness across these areas than respondents from other locations. Those areas with significant differences were:
 - Basic infrastructure
 - Communicable/non-communicable diseases
 - Water and sanitation
 - Trade and exports
 - Economic growth and diversification
 - Energy
 - Health
 - Rural development
 - Education
 - Social protection
 - Agricultural development
- Respondents across all stakeholder groups and geographic locations can be found in the Appendix.

VI. Sectoral Effectiveness (continued)

Drivers of Effectiveness

To determine the key drivers of respondents' ratings of the Bank's overall effectiveness and ratings of its ability to help achieve development results in Guinea, bivariate correlational analyses were conducted using respondents' ratings of the thirty six specific areas of effectiveness.

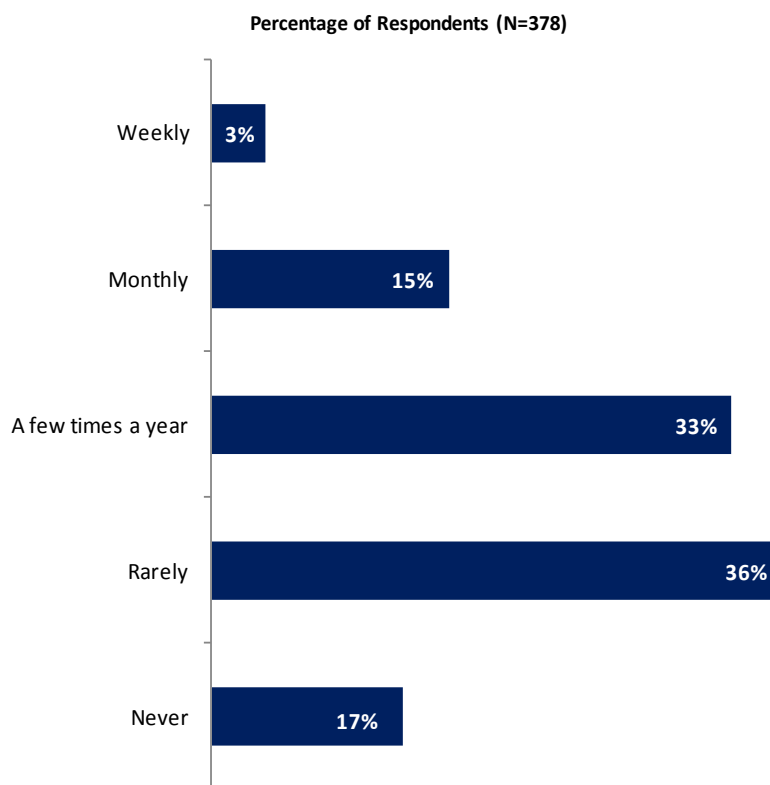
Correlational analyses, however, are not able to tell us exactly what is causing respondents' ratings of the Bank's overall effectiveness or ratings of its ability to help achieve development results. Rather, these analyses tell us that as ratings of effectiveness in one area increase, respondents' ratings of the Bank's overall effectiveness increase, or as ratings of effectiveness in one area increase, ratings of the Bank's ability to help achieve development results increase. Thus, it can be inferred that respondents' perceptions of effectiveness in one specific area are related to, or drive, respondents' perceptions of the Bank's overall effectiveness or perceptions of the Bank's ability to help achieve development results.

- Overall Effectiveness: Those specific areas with the highest Pearson Product-Moment correlations were determined to be the most closely related to perceptions of the Bank's overall effectiveness, suggesting that ratings of effectiveness in those specific areas are drivers of perceptions of the Bank's overall effectiveness in Guinea. The areas determined to be key drivers from these analyses were:
 - Law and justice;
 - Poverty reduction;
 - Health;
 - Domestic private sector development; and
 - Anti corruption.
- Achieving Development Results: Those specific areas with the highest Pearson Product-Moment correlations were determined to be the most closely related to perceptions of the Bank's ability to help achieve development results in Guinea, suggesting that ratings of effectiveness in those specific areas are drivers of perceptions of the Bank's ability to help achieve development results. The areas determined to be key drivers from these analyses were:
 - Poverty reduction;
 - Rural development;
 - Economic growth and diversification;
 - Anti corruption; and
 - Agricultural development.

VII. World Bank Knowledge and Instruments

Knowledge: Frequency of Use

- There are some interesting stakeholder group differences in their usage of the World Bank's knowledge work and activities.
 - Consultants on Bank-supported projects and respondents from PMUs and the media indicated that they consult the World Bank knowledge work and activities the most frequently, from a few times a year to weekly.
 - Employees of ministries/ministerial departments/implementation agencies and respondents from the private sector/financial sector/private banks indicated that they consult the World Bank knowledge work and activities much less frequently, from never to a few times a year.

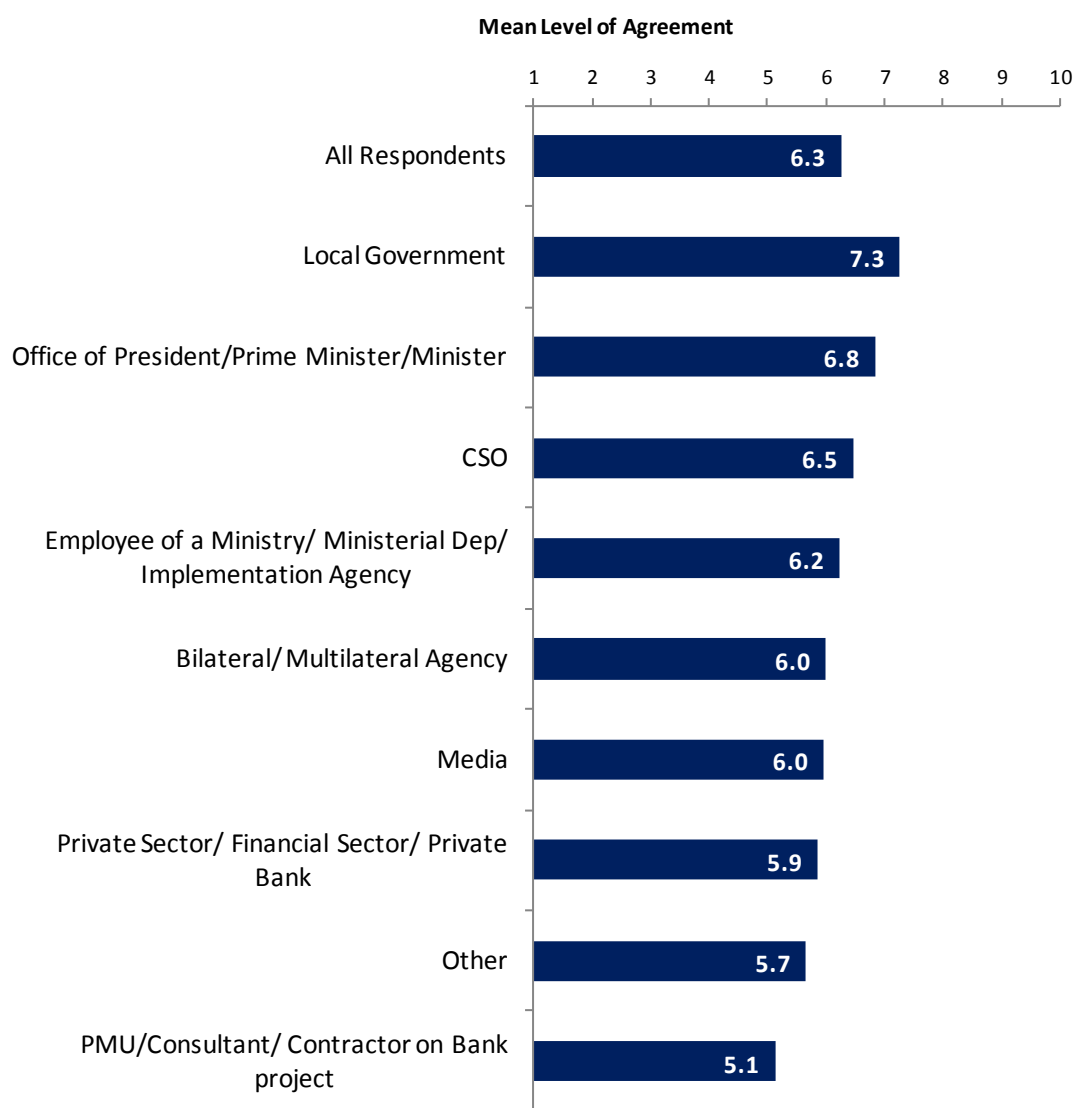


"How frequently do you consult World Bank knowledge work and activities in the work you do?"
(Respondents chose from a list.)

VII. World Bank Knowledge and Instruments (continued)

Knowledge: Meeting Guinea' Knowledge Needs (*Indicator Question*)

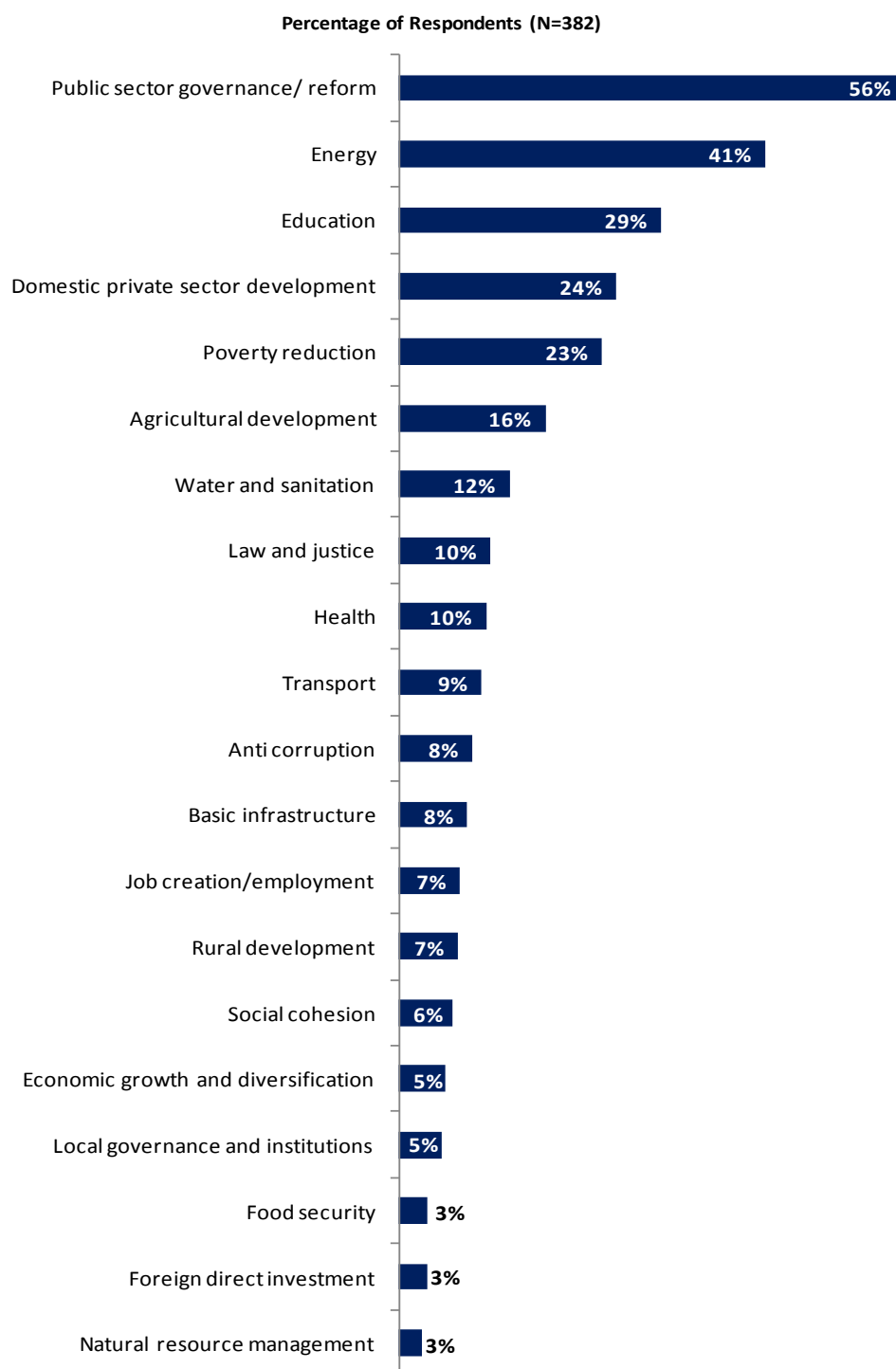
- Respondents across all stakeholder groups had statistically similar levels of agreement that the World Bank meets Guinea' needs for knowledge services.
- Respondents from Upper Guinea had the highest levels of agreement that the Bank meets Guinea's needs for knowledge services, whereas respondents from Maritime Guinea had significantly lower levels of agreement.



"The World Bank meets Guinea's needs for knowledge services , on a ten point scale."
 (1-"Strongly disagree", 10-"Strongly agree")

VII. World Bank Knowledge and Instruments (continued)

Knowledge: Focusing Bank Research

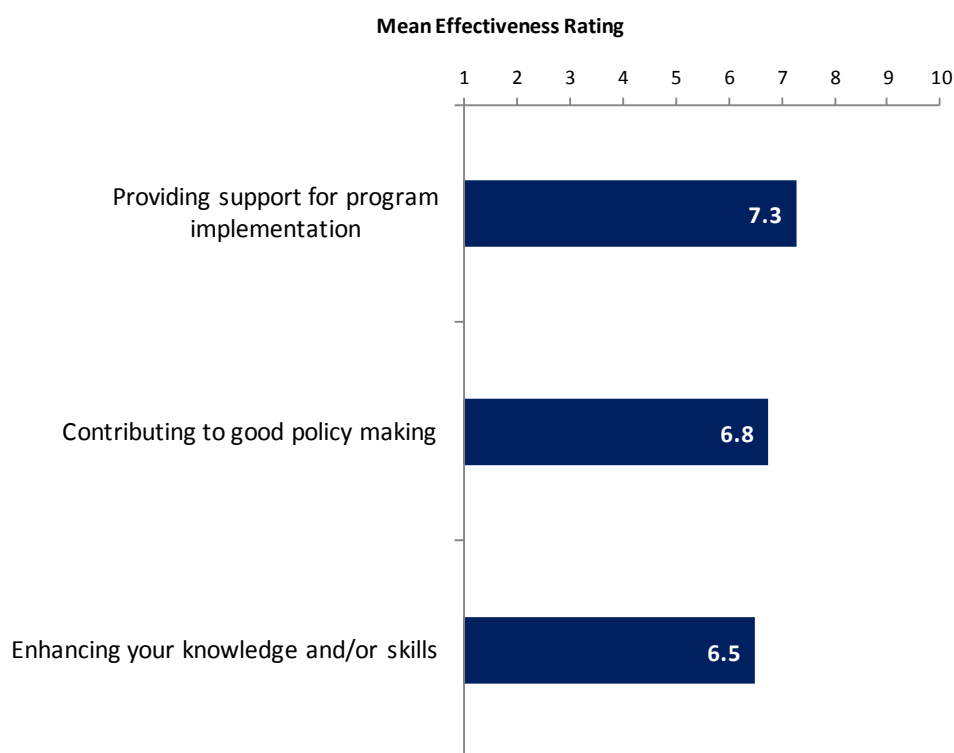


“When thinking about the development challenges in Guinea, where do you believe it would be most valuable for the World Bank to focus its knowledge work and activities in the next few years?
(Choose no more than THREE)” (Respondents chose from a list. Responses combined.)

VII. World Bank Knowledge and Instruments (continued)

Knowledge: Effectiveness

- Respondents across all stakeholder groups gave statistically similar ratings for the effectiveness of the World Bank's knowledge work and activities at all of these aspects.
- There were significant differences between geographic locations. Respondents from Forested Guinea gave significantly higher ratings for the effectiveness of the Bank's knowledge work and activities at providing support for program implementation than respondents from other geographic areas in Guinea.

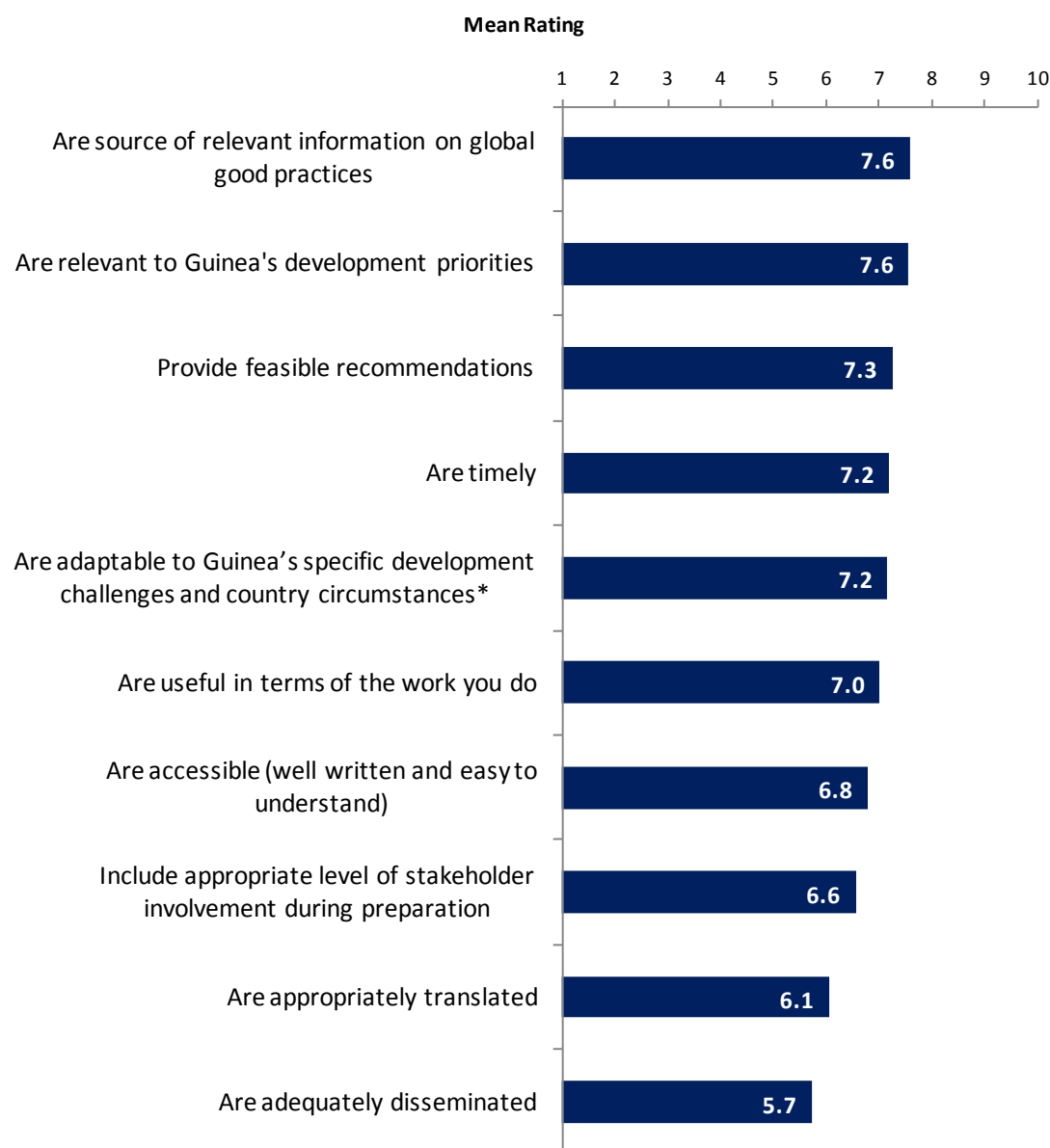


"In Guinea, how effective do you believe the World Bank's knowledge work and activities are at"
(1- "Not effective at all", 10- "Very effective")

VII. World Bank Knowledge and Instruments (continued)

Knowledge: Qualities

- Respondents across all stakeholder groups gave statistically similar ratings for all of these qualities of the World Bank's knowledge work and activities.
- There were significant differences between geographic locations in the respondents' ratings across many aspects of the Bank's knowledge work and activities (see the Appendix for full details). For the indicator question, respondents across all geographic locations gave statistically similar ratings.

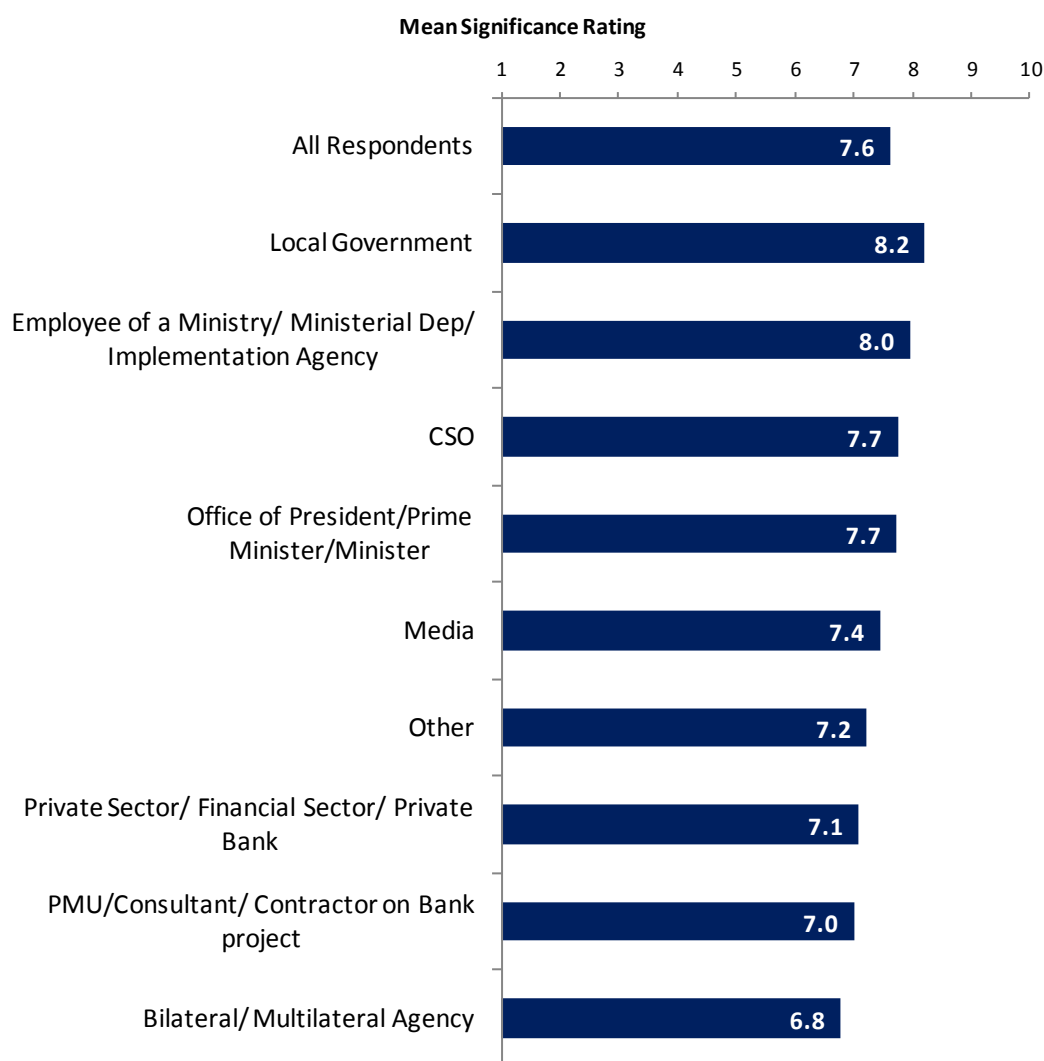


"In Guinea, to what extent do you believe that the World Bank's knowledge work and activities:"
 (1-"To no degree at all", 10-"To a very significant degree") ***Indicator Question**

VII. World Bank Knowledge and Instruments (continued)

Knowledge: Contribution (*Indicator Question*)

- Respondents across all stakeholder groups gave statistically similar ratings for the significance of the contribution that the World Bank's knowledge work and activities make to development results in Guinea.
- Respondents from Forested Guinea had the highest ratings for the significance of the contribution that the World Bank's knowledge work and activities make to the development results in Guinea, whereas respondents from Mid-Guinea had significantly lower ratings.

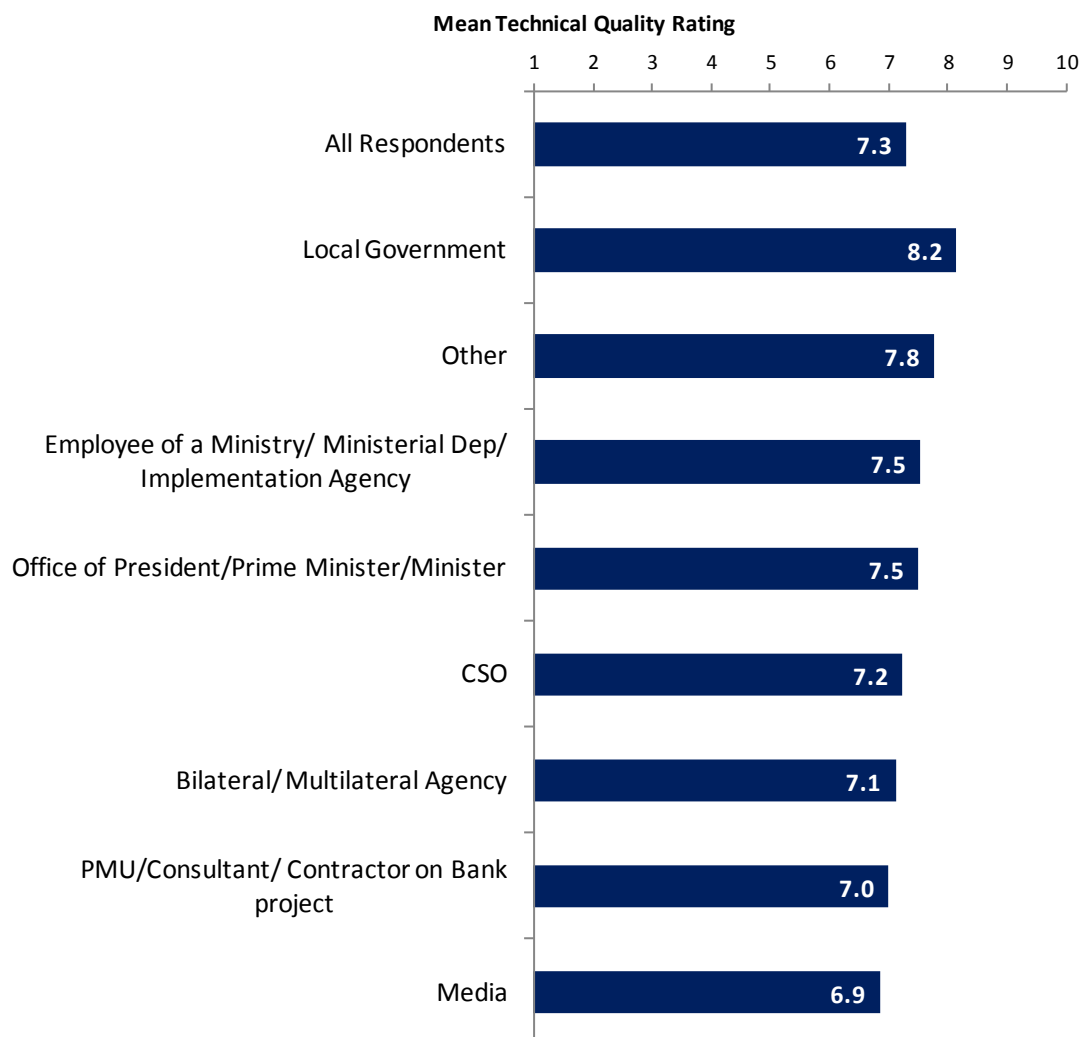


“Overall, how significant a contribution do you believe the World Bank's knowledge work and activities make to development results in your country, on a ten point scale?
(1-“Not significant at all”, 10-“Very significant”)

VII. World Bank Knowledge and Instruments (continued)

Knowledge: Technical Quality (*Indicator Question*)

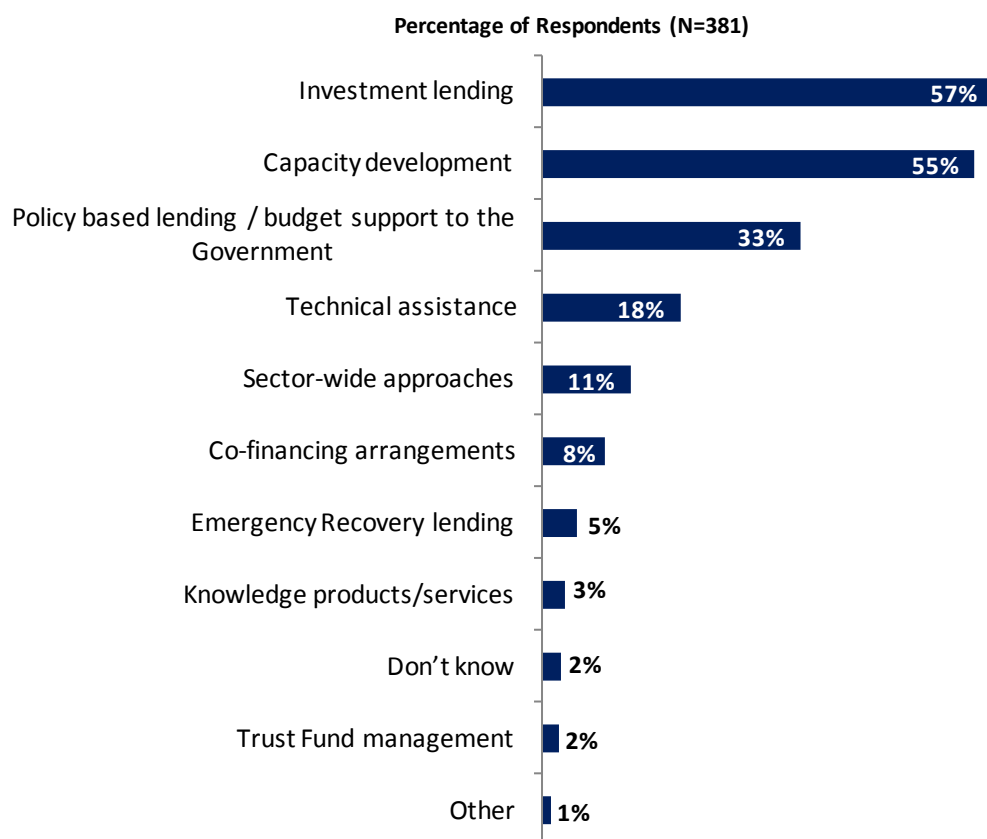
- Respondents across all stakeholder groups gave statistically similar ratings for the technical quality of the World Bank's knowledge work and activities.
- Respondents from Forested Guinea had the highest ratings for the technical quality of the World Bank's knowledge work and activities, whereas respondents from Mid-Guinea had significantly lower ratings.



"Overall, how would you rate the technical quality of the World Bank's knowledge work and activities, on a ten point scale?" (1-"Very low technical quality", 10-"Very high technical quality")

VII. World Bank Knowledge and Instruments (continued)

Instruments: Most Effective in Reducing Poverty

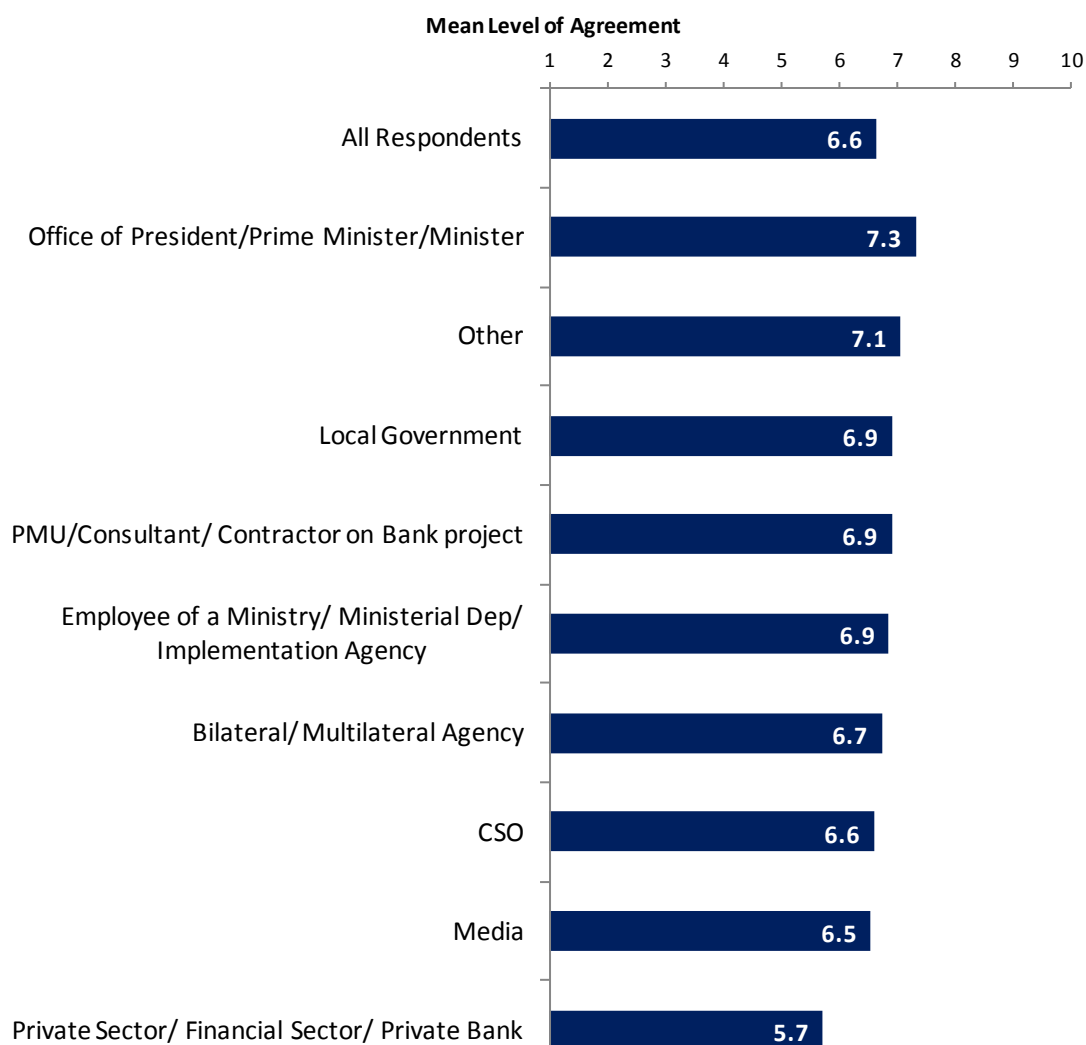


“Which World Bank instruments do you believe are the MOST effective in reducing poverty in Guinea? (Choose no more than TWO)” (Respondents chose from a list. Responses combined.)

VII. World Bank Knowledge and Instruments (continued)

Instruments: Meeting Guinea's Needs (*Indicator Question*)

- Respondents across all stakeholder groups and geographic locations had statistically similar levels of agreement on whether the Bank's financial instruments meet the needs of Guinea.




"The World Bank's financial instruments (i.e., investment lending, Development Policy Loan, etc.) meet the needs of Guinea, on a ten point scale." (1- "Strongly disagree", 10- "Strongly agree")

VIII. How the World Bank Operates

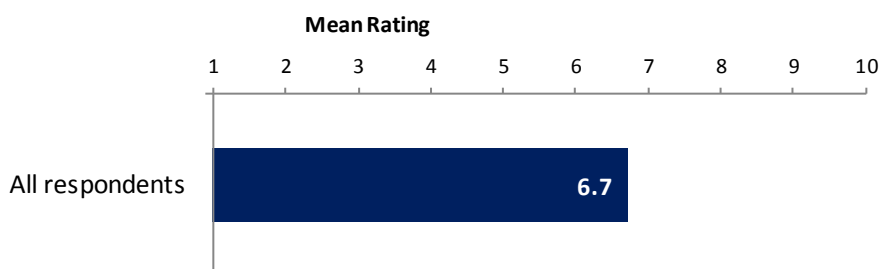
The World Bank's Work in Guinea

- Respondents across all stakeholder groups had statistically similar levels of agreement on the World Bank's work in Guinea in the following aspects.
- There were significant differences between geographic locations in the respondents' levels of agreement regarding two aspects of the Bank's work in Guinea: The World Bank supporting realistic programs/strategies and playing a relevant role in development in the country. Respondents from Upper Guinea tended to have the highest levels of agreement with these statements, whereas respondents from Mid-Guinea tended to have significant lower levels of agreement.



"To what extent do you agree with the following statements about the World Bank's work in Guinea, on a ten point scale?" (1-"Strongly disagree", 10-"Strongly agree") *Indicator question

Building/Strengthening Country Systems in Guinea

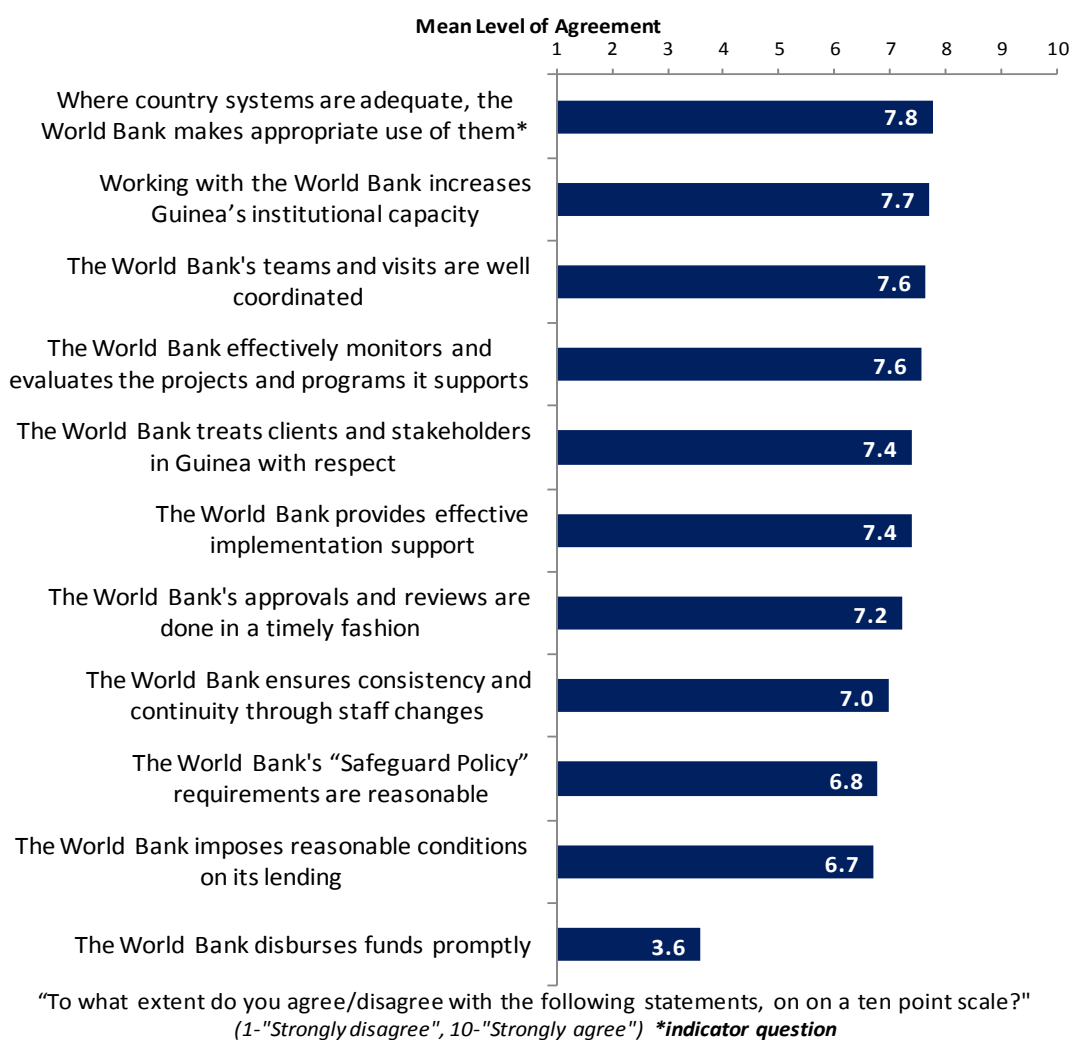


"To what extent does the World Bank help to build/strengthen existing country systems in Guinea, on a ten point scale?" (1-"To no degree at all", 10-"To a very significant degree")

VIII. How the World Bank Operates (continued)

Overall Perceptions

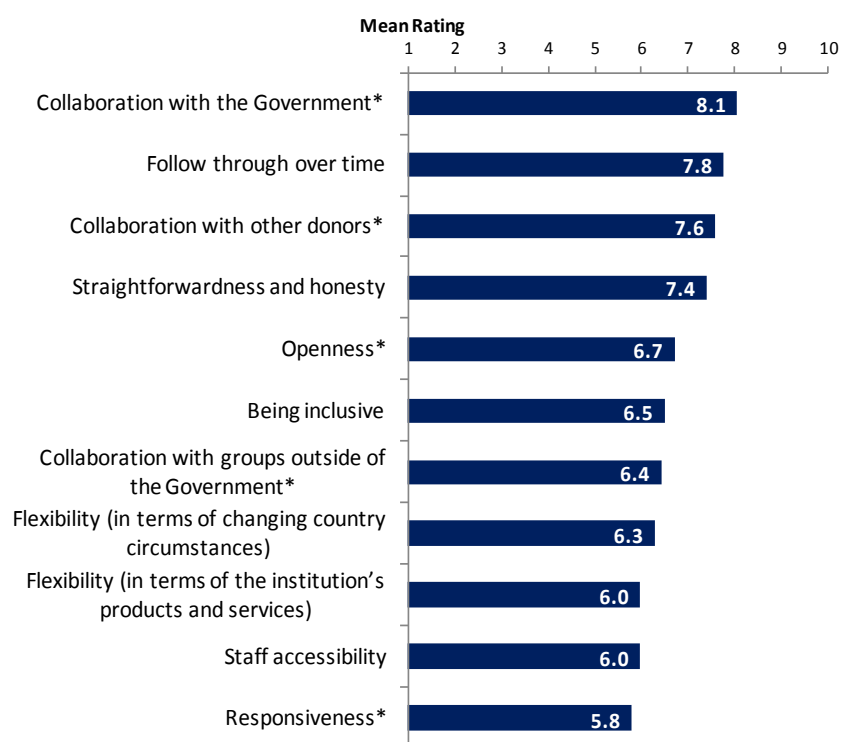
- There were significant stakeholder group differences in the respondents' levels of agreement that the World Bank ensures consistency and continuity through staff changes. Employees of the local governments, ministries/ministerial departments/implementation agencies and CSOs had the highest levels of agreement, whereas the consultants working on Bank-supported projects, PMUs, and respondents from the private sector/financial sector/private banks tended to have significant lower levels of agreement.
- There were significant differences between geographic locations in the respondents' levels of agreement across many aspects of how the Bank operates (see the Appendix for full details). For the indicator question, respondents across all geographic locations had statistically similar levels of agreement.



VIII. How the World Bank Operates (continued)


The World Bank as an Effective Development Partner

- There were significant stakeholder group differences in their ratings for the World Bank's "collaboration with the government" as an effective development partner in the country. Employees of ministries/ministerial departments/implementation agencies and local governments, and respondents from the CSOs tended to give the highest ratings, whereas respondents from the media tended to give significantly lower ratings.
- There were significant differences between geographic locations in their ratings across two of these aspects of the World Bank being an effective development partner (see the Appendix for full details). For the indicator questions, respondents across all geographic locations had statistically similar ratings.



"To what extent is the World Bank an effective development partner in Guinea in terms of each of the following, on a ten point scale?"
(1-"To no degree at all", 10-"To a very significant degree") *Indicator question


The World Bank is Adequately Staffed in Guinea



"To what extent do you believe the World Bank is adequately staffed in Guinea, on a ten point scale?" (1-"To no degree at all", 10-"To a very significant degree")

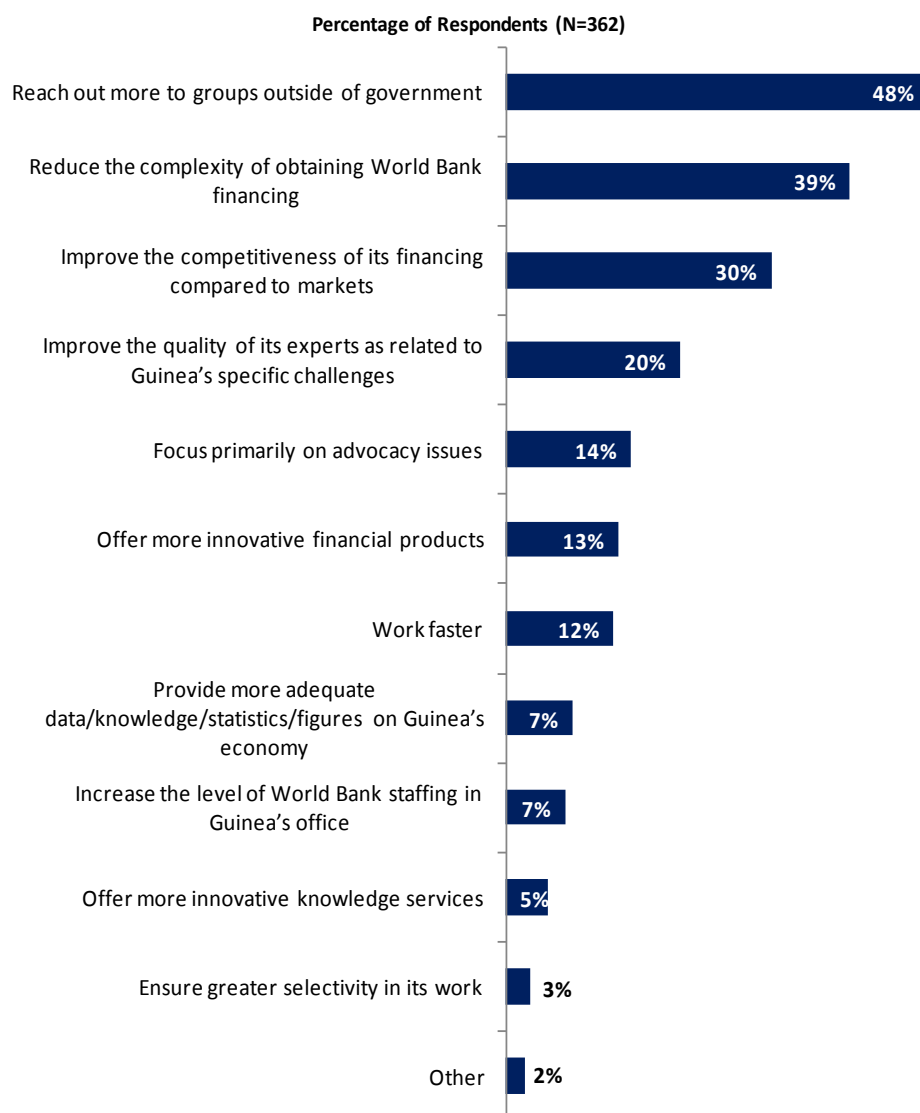
IX. The Future Role of the World Bank in Guinea

Role Significance



"How significant a role do you believe the Bank SHOULD play in Guinea's development in the near future, on a ten point scale?" (1- "Not significant at all", 10- "Very significant role")

Making the World Bank of Greater Value

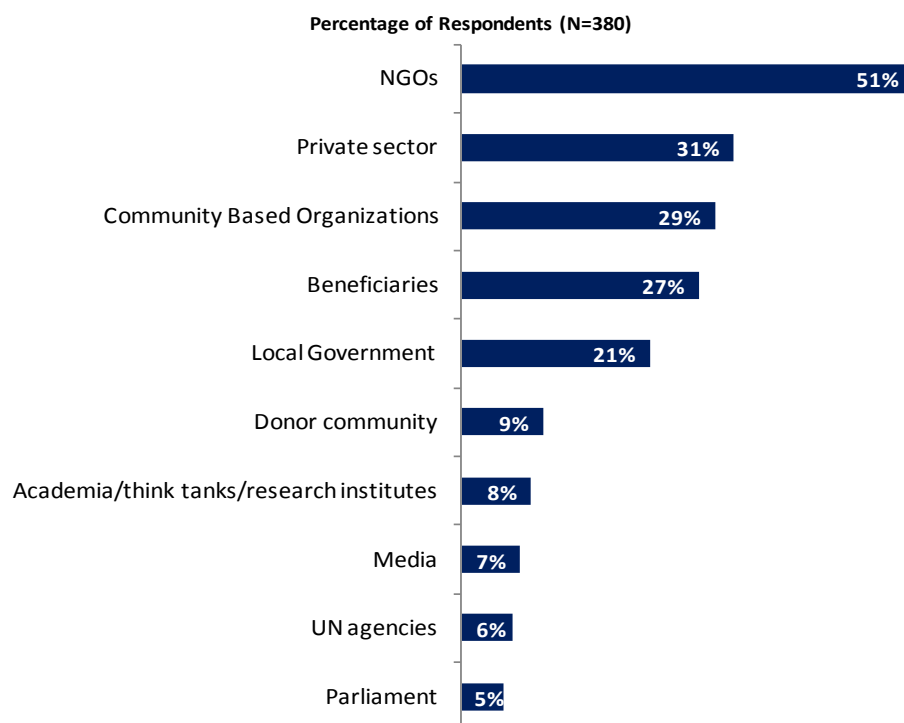


"Which of the following SHOULD the World Bank do to make itself of greater value Guinea? (Choose no more than TWO)" (Respondents chose from a list. Responses combined.)

IX. The Future Role of the World Bank in Guinea (continued)

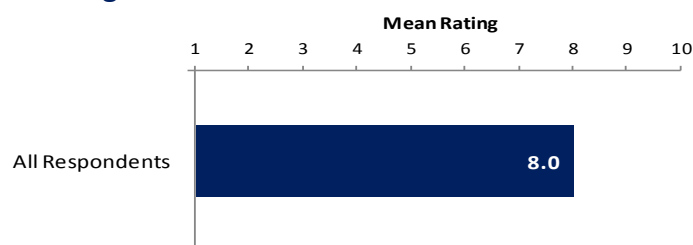
Collaborating with Stakeholders in Guinea

- Respondents indicated that the World Bank should work more closely with NGOs, the private sector, CBOs, and the beneficiaries to ensure better development results in Guinea.



“In addition to the regular relations with the national government as its main interlocutor, which TWO of the following groups should the World Bank collaborate with more in your country to ensure better development results there? (Choose no more than TWO)”
(Respondents chose from a list. Responses combined.)

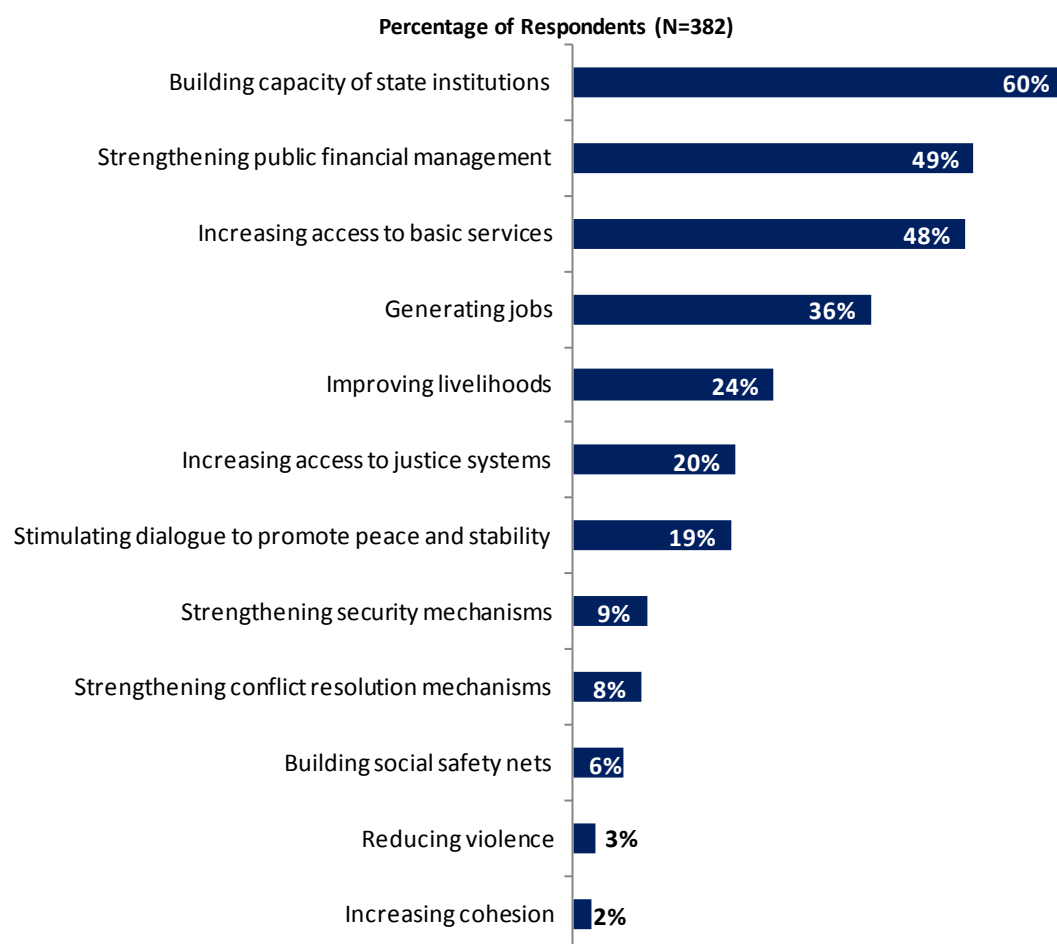
Influencing the Global Development Agenda



“To what extent do you believe that the World Bank SHOULD seek to influence the global development agenda?” (1 - “To no degree at all”, 10 - “To a very significant degree”)

IX. The Future Role of the World Bank in Guinea (continued)

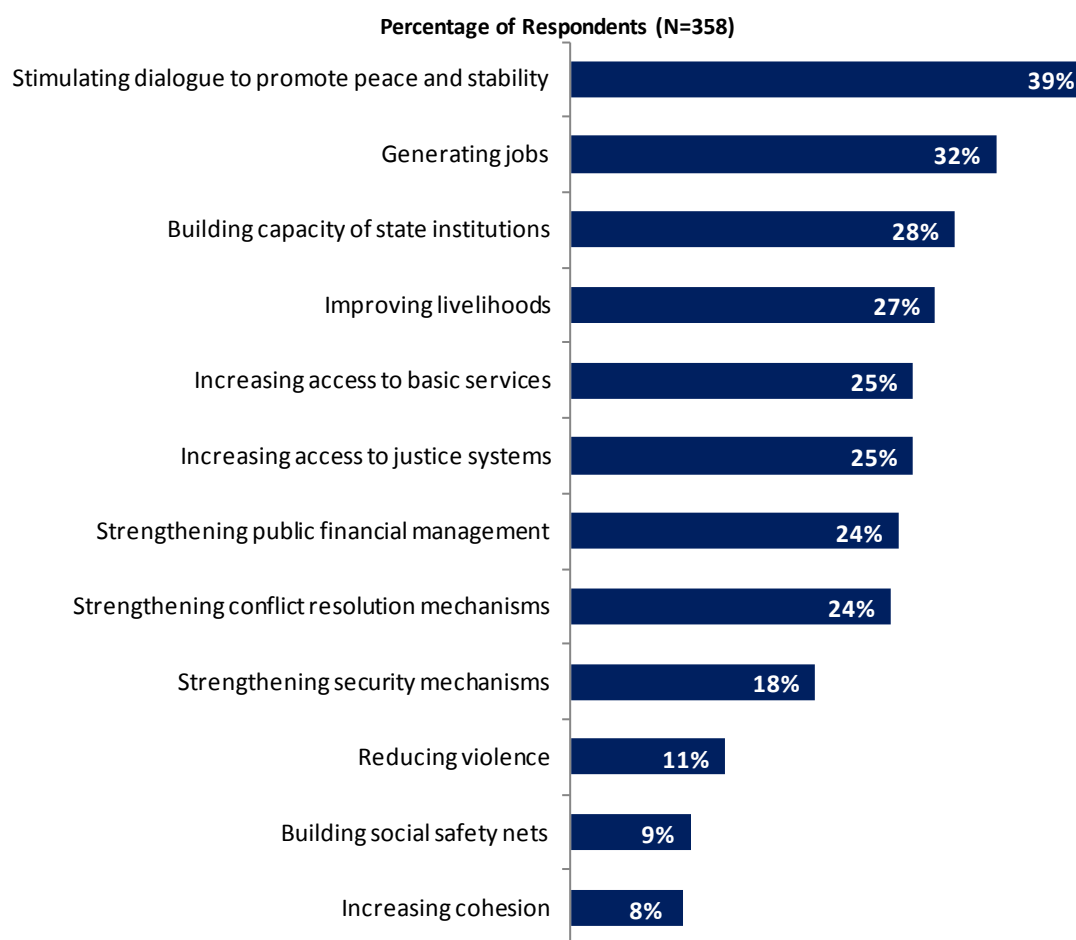
The World Bank Playing a Leading Role among International Partners in Guinea



"Which THREE areas below would benefit most from the World Bank playing a leading role among international partners in Guinea?" (Respondents chose from a list. Responses combined.)

IX. The Future Role of the World Bank in Guinea (continued)

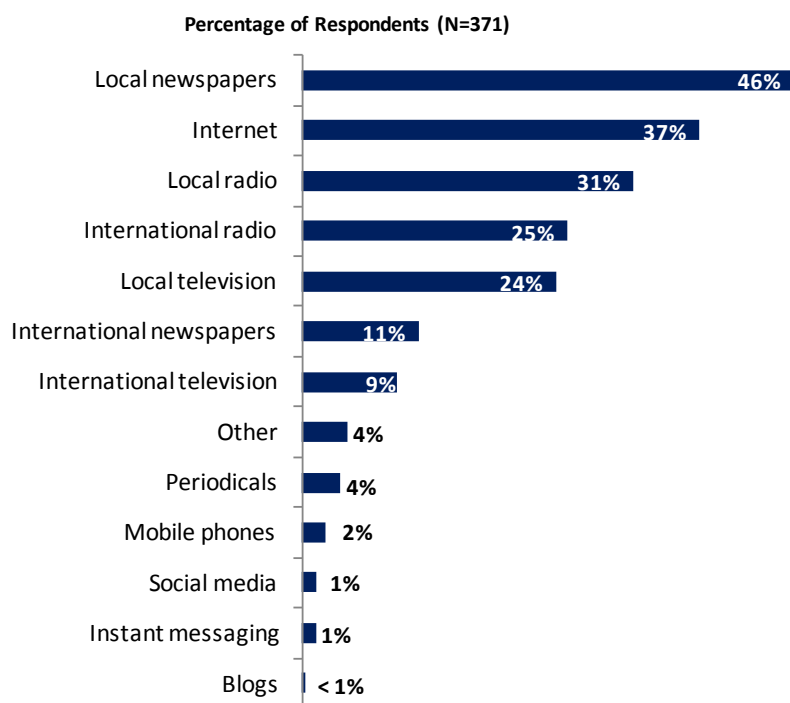
Guinea Benefiting from Other Donors



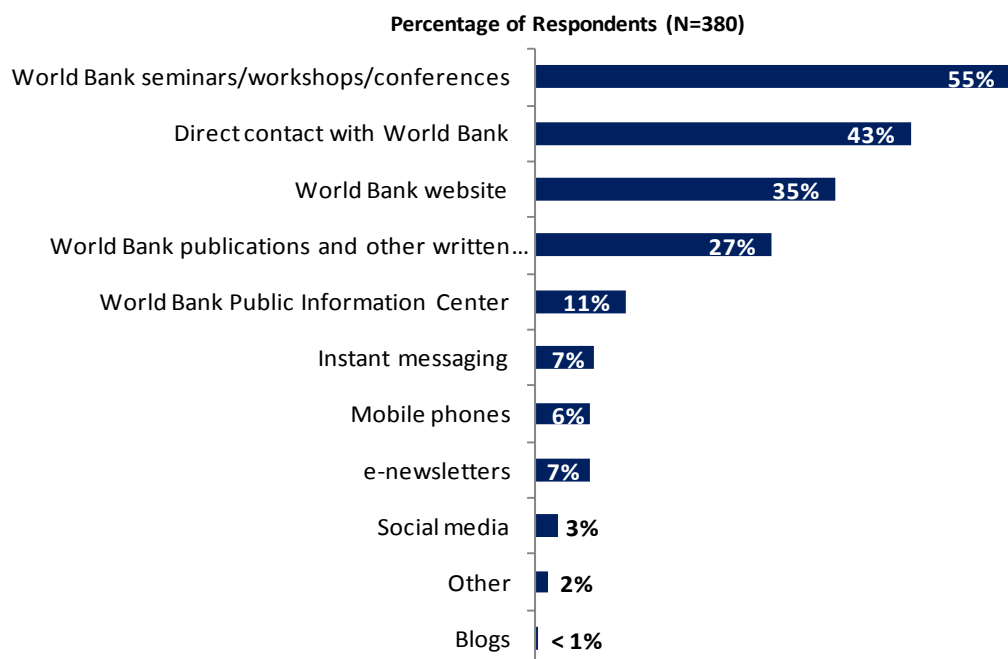
"Which THREE areas below would benefit most from other donors playing a leading role among international partners in Guinea?"
(Respondents chose from a list. Responses combined.)

X. Communication and Openness

Information Sources



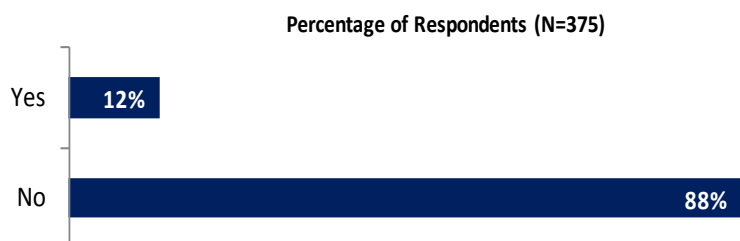
“How do you get most of your information about economic and social development issues in Guinea? (Choose no more than TWO)” (Respondents chose from a list. Responses combined.)



“How would you prefer to receive information from the World Bank? (Choose no more than TWO)” (Respondents chose from a list. Responses combined.)

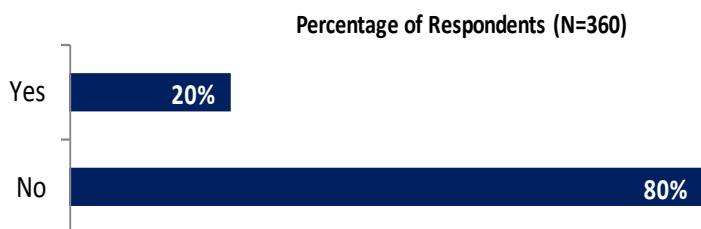
X. Communication and Openness (continued)

Access to Information



"Are you aware of the World Bank's Access to Information Policy under which the Bank will now disclose any information in its possession that is not on a list of exceptions?"


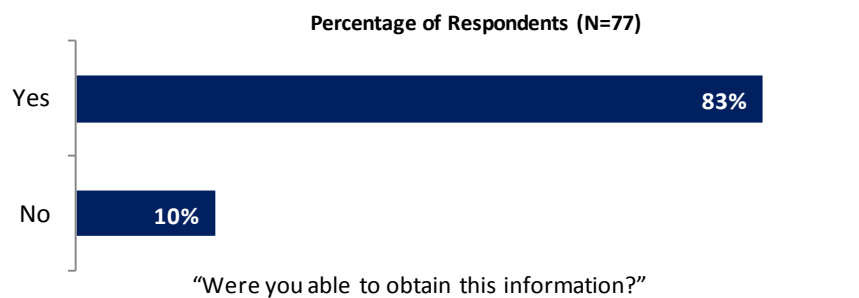
- Employees from ministries/ministerial departments/implementation agencies, consultants working on Bank-supported projects and respondents from PMUs were significantly *less* likely to have requested information from the World Bank on its activities in the past year compared to respondents from other stakeholder groups.



"Have you requested information from the World Bank on its activities in the past year?"

X. Communication and Openness (continued)

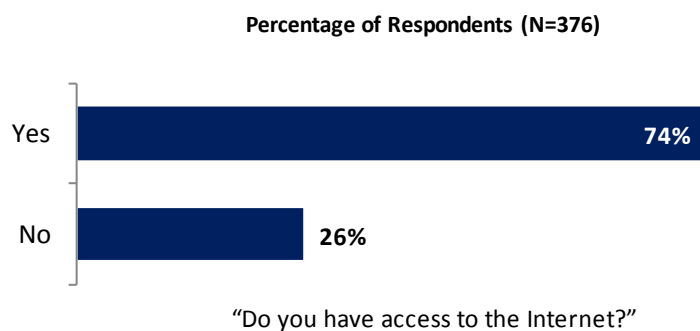
Access to Information (continued)



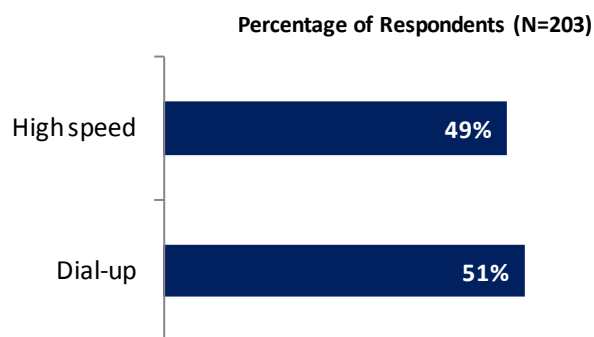
X. Communication and Openness (continued)

Internet Access

- Respondents from the local governments were significantly *less* likely to have access to the Internet compared to respondents from other stakeholder groups.



- PMUs/consultants/contractors on Bank-supported projects, respondents from bilateral/multilateral agencies and the private sector/financial sector/private banks tended to use high speed Internet connections, whereas employees from ministries/ministerial departments/implementation agencies and local governments tended to use dial-up Internet connections.

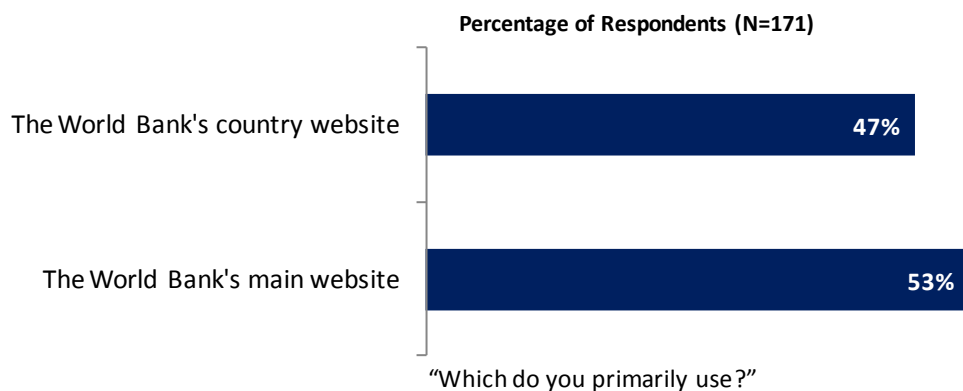
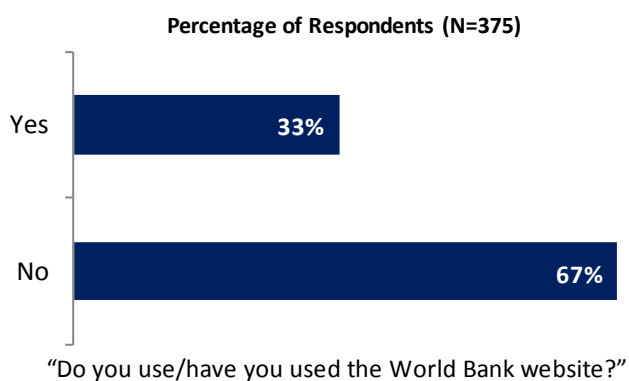


“Which Internet connection do you use primarily when visiting a World Bank website?”

X. Communication and Openness (continued)


Website Usage

- Employees from ministries/ministerial departments/implementation agencies and local governments, and respondents from the CSOs and other organizations were significantly *less* likely to have used the Bank's website compared to respondents from other stakeholder groups.




X. Communication and Openness (continued)

Website Evaluation


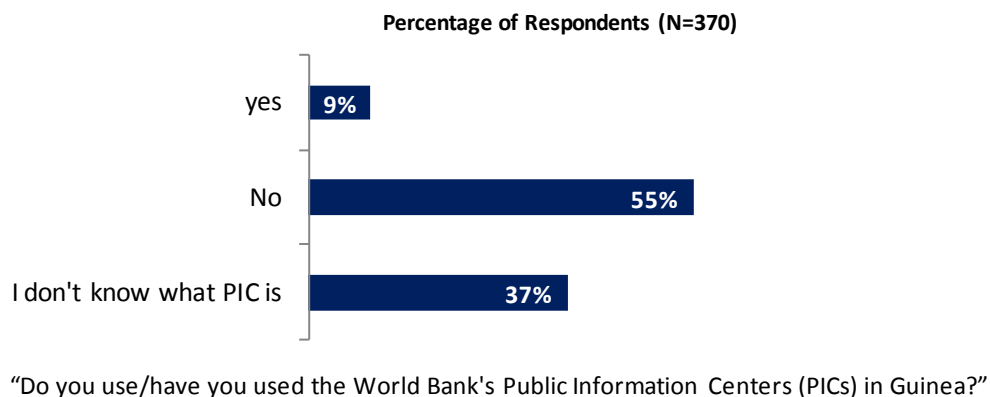


Information Sharing



X. Communication and Openness (continued)

Public Information Services



XI. Appendices

A. Responses to All Questions across All Respondents.....	48
B. Responses to All Questions by Stakeholder Groups	65
C. Responses to All Questions by Geographic Locations	84
D. Indicator Questions as a Function of Exposure to the Bank	99
E. World Bank Country Survey 2013–Guinea Questionnaire	100

Guinea



Appendix A: Responses to All Questions across All Respondents (N=383)

A. General Issues Facing Guinea

1. In general would you say that Guinea is headed in ...?	Percentage of Respondents (N=369)
The right direction	71.3%
The wrong direction	6.2%
Not sure	22.5%

2. Listed below are a number of development priorities in Guinea. Please identify which of the following you consider the most important development priorities in Guinea? (Choose no more than THREE)	Percentage of Respondents (Responses Combined; N=382)
Energy	38.7%
Education	33.2%
Public sector governance/ reform	26.4%
Security/stabilization/reconstruction	26.4%
Transport	21.5%
Poverty reduction	16.8%
Agricultural development	15.2%
Law and justice	13.6%
Job creation/employment	12.3%
Anti corruption	10.7%
Health	10.2%
Water and sanitation	9.4%
Domestic private sector development	8.6%
Rural development	8.1%
Social cohesion	8.1%
Food security	6.0%
Local governance and institutions	5.2%
Social protection	5.2%
Basic infrastructure	4.7%
Economic growth and diversification	4.5%
Foreign direct investment	2.4%
Information and communications technology	1.8%
Natural resource management	1.8%
Gender	1.6%
Environmental sustainability	1.3%
Regional conflict and tensions	1.3%
Equality of opportunity	1.0%
Urban development	1.0%
Crime and violence	0.8%
Global/regional integration	0.5%
Communicable/non-communicable diseases	0.3%
Financial markets	0.3%
Climate change	0.3%
Trade and exports	0.0%
Regulatory framework	0.0%
Disaster management	0.0%

A. General Issues Facing Guinea (continued)

3. Poverty reduction is a broad term that encompasses work in many different areas. Which THREE areas of development listed below do you believe would contribute most to reducing poverty in Guinea? (Choose no more than THREE)	Percentage of Respondents (Responses Combined; N=382)
Rural development	29.3%
Energy	27.7%
Agricultural development	27.7%
Anti corruption	22.3%
Economic growth and diversification	21.5%
Job creation/employment	19.1%
Education	16.5%
Water and sanitation	15.4%
Public sector governance/ reform	15.2%
Basic infrastructure	14.9%
Domestic private sector development	14.9%
Law and justice	11.5%
Transport	10.7%
Local governance and institutions	9.4%
Health	7.3%
Natural resource management	5.5%
Food security	5.5%
Security/stabilization/reconstruction	4.5%
Equality of opportunity	3.4%
Social protection	3.1%
Foreign direct investment	2.6%
Social cohesion	2.4%
Information and communications technology	1.8%
Urban development	1.6%
Regional conflict and tensions	1.0%
Global/regional integration	0.8%
Gender	0.8%
Environmental sustainability	0.8%
Communicable/non-communicable diseases	0.5%
Trade and exports	0.5%
Climate change	0.3%
Regulatory framework	0.3%
Crime and violence	0.0%
Disaster management	0.0%
Financial markets	0.0%

A. General Issues Facing Guinea (continued)

4. Economic growth and diversification can be driven by a number of factors. Which THREE areas below do you believe would contribute most to stimulating economic growth and diversification in Guinea? (Choose no more than THREE)	Percentage of Respondents (Responses Combined; N=383)
Energy	59.0%
Public sector governance/ reform	26.6%
Agricultural development	26.1%
Domestic private sector development	25.3%
Anti corruption	23.8%
Rural development	17.2%
Natural resource management	14.1%
Foreign direct investment	12.0%
Job creation/employment	11.2%
Transport	9.4%
Education	9.4%
Basic infrastructure	8.9%
Social cohesion	7.6%
Trade and exports	7.0%
Food security	6.3%
Law and justice	6.0%
Water and sanitation	3.9%
Local governance and institutions	3.4%
Equality of opportunity	3.4%
Health	3.1%
Information and communications technology	2.6%
Global/regional integration	2.6%
Security/stabilization/reconstruction	2.3%
Financial markets	1.8%
Social protection	1.3%
Regulatory framework	1.3%
Urban development	0.8%
Crime and violence	0.8%
Regional conflict and tensions	0.5%
Environmental sustainability	0.5%
Communicable/non-communicable diseases	0.5%
Gender	0.3%
Climate change	0.3%
Disaster management	0.0%

B. Overall Attitudes toward the World Bank

Familiarity	N	Mean	SD
1. How familiar are you with the work of the World Bank in Guinea, on a ten point scale? (1-Not familiar at all, 10-Extremely familiar)	372	5.64	2.42

Overall Effectiveness	N	Mean	SD
2. Overall, please rate your impression of the World Bank's effectiveness in Guinea, on a ten point scale? (1-Not effective at all, 10-Very effective)	337	6.52	2.33

B. Overall Attitudes toward the World Bank (continued)

Staff Preparedness	N	Mean	SD
3. To what extent do you believe the World Bank's staff is well prepared (e.g., skills and knowledge) to help Guinea solve its most complicated development challenges, on a ten point scale? (1-To no degree at all, 10-To a very significant degree)	311	8.03	2.15

4. When thinking about how the World Bank can have the most impact on development results in Guinea, in which sectoral areas do you believe the World Bank should focus most of its attention and resources in Guinea? (Choose no more than THREE)	Percentage of Respondents (Responses Combined; N=382)
Education	39.8%
Energy	36.4%
Poverty reduction	25.1%
Public sector governance/ reform	22.3%
Agricultural development	21.2%
Transport	19.1%
Health	16.2%
Security/stabilization/reconstruction	15.7%
Domestic private sector development	14.7%
Rural development	11.0%
Job creation/employment	9.9%
Basic infrastructure	9.4%
Water and sanitation	8.1%
Anti corruption	6.5%
Local governance and institutions	6.3%
Food security	6.0%
Economic growth and diversification	6.0%
Law and justice	4.5%
Natural resource management	3.7%
Social protection	3.1%
Information and communications technology	2.1%
Foreign direct investment	1.8%
Gender	1.3%
Environmental sustainability	1.3%
Social cohesion	1.3%
Financial markets	1.3%
Urban development	0.8%
Equality of opportunity	0.8%
Regulatory framework	0.8%
Crime and violence	0.8%
Disaster management	0.3%
Climate change	0.3%
Trade and exports	0.3%
Communicable/non-communicable diseases	0.3%
Regional conflict and tensions	0.3%
Global/regional integration	0.0%

B. Overall Attitudes toward the World Bank (continued)

5. When thinking about the World Bank's role, which activity do you believe is of greatest VALUE and which activity is of second greatest value in Guinea?	Percentage of Respondents (N=376)		
	Greatest Value	2 nd Greatest Value	Combined
Financial resources: investment lending	34.7%	12.8%	47.4%
Financial resources: policy based lending / budget support to the Government	27.2%	13.0%	40.2%
Training/capacity building	15.5%	24.2%	39.7%
Strategy formulation	7.7%	12.5%	20.2%
Technical assistance	5.1%	15.2%	20.2%
Mobilizing third party financial resources	3.7%	5.6%	9.3%
Policy advice	1.9%	5.1%	6.9%
Donor coordination	1.9%	4.3%	6.1%
Studies/analyses	1.1%	2.1%	3.2%
Convening/facilitating	0.8%	2.1%	2.9%
Linkage to non-Bank expertise	0.0%	2.9%	2.9%
Other	0.8%	0.8%	1.6%
Data	0.0%	0.0%	0.0%

6. Which of the following do you identify as the World Bank's greatest WEAKNESSES in its work in Guinea? (Choose no more than TWO)	Percentage of Respondents (Responses Combined; N=376)
World Bank processes too slow and complex	25.8%
Too bureaucratic in its operational policies and procedures	24.2%
Imposing technocratic solutions without regard to political realities	23.4%
Too influenced by developed countries	20.7%
Not collaborating enough with non-state actors	17.6%
Not willing to honestly criticize policies and reform efforts in the country	15.2%
Not enough public disclosure of its work	14.9%
Not focused enough on issues that are unique to fragile countries	9.6%
Staff too inaccessible	8.2%
Not adequately sensitive to political/social realities in Guinea	8.2%
Not exploring alternative policy options	6.6%
Its advice and strategies do not lend themselves to practical problem solving	5.6%
Inadequate number of World Bank staff members located in the country	4.5%
Not aligned with country priorities	3.7%
Other	2.4%
Not client focused	2.1%
Arrogant in its approach	1.9%
Not aligned with other donors' work	0.8%
The credibility of its knowledge/data	0.0%

B. Overall Attitudes toward the World Bank (continued)

7. Which World Bank instruments do you believe are the MOST effective in reducing poverty in Guinea? (Choose no more than TWO)	Percentage of Respondents (Responses Combined; N=381)
Investment lending	57.2%
Capacity development	54.9%
Policy based lending / budget support to the Government	32.8%
Technical assistance	17.6%
Sector-wide approaches	11.3%
Co-financing arrangements	7.9%
Emergency Recovery lending	4.5%
Knowledge products/services	2.9%
Don't know	2.4%
Trust Fund management	2.1%
Other	1.0%

Global Development Agenda	N	Mean	SD
8. To what extent do you believe the World Bank SHOULD seek to influence the global development agenda as related to "global public goods" (e.g., climate change, communicable diseases, international financial systems, trade, etc.), on a ten point scale? (1-To no degree at all, 10-To a very significant degree)	374	8.53	2.25

9. In addition to the regular relations with the national government as its main interlocutor, which TWO of the following groups should the World Bank collaborate with more in your country to ensure better development results there? (Choose no more than TWO)	Percentage of Respondents (Responses Combined; N=380)
NGOs	51.1%
Private sector	30.8%
Community Based Organizations	28.7%
Beneficiaries	26.8%
Local Government	21.3%
Donor community	9.2%
Academia/think tanks/research institutes	7.9%
Media	6.6%
UN agencies	5.8%
Parliament	4.7%
UN and regional peace keeping forces	1.3%
Foundations	1.1%
Emerging donors	1.1%
Regional organizations	1.1%
Faith based organizations	1.1%
Other	0.8%

To what extent do you agree with the following statements about the World Bank's work in Guinea, on a ten point scale? (1-Strongly disagree, 10-Strongly agree)	Level of Agreement		
	N	Mean	SD
10. Overall the World Bank currently plays a relevant role in development in Guinea	341	7.50	2.28
11. The World Bank's work is aligned with what I consider the development priorities for Guinea	322	7.00	2.42
12. The World Bank supports programs and strategies that are realistic for Guinea	326	7.37	2.26
13. The World Bank treats clients and stakeholders in Guinea with respect	266	7.39	2.22

B. Overall Attitudes toward the World Bank (continued)

To what extent is the World Bank an effective development partner in Guinea, in terms of each of the following? (1-To no degree at all, 10-To a very significant degree)	Degree		
	N	Mean	SD
14. Responsiveness	242	5.80	2.22
15. Flexibility (in terms of the institution's products and services)	249	5.98	2.26
16. Flexibility (in terms of changing country circumstances)	263	6.29	2.32
17. Being inclusive	228	6.50	2.14
18. Openness (sharing data and other information)	255	6.71	2.28
19. Staff accessibility	248	5.98	2.47
20. Straightforwardness and honesty	242	7.40	2.21
21. Collaboration with groups outside of the Government	297	6.42	2.67
22. Collaboration with the Government	296	8.06	1.87
23. Collaboration with other donors	228	7.60	2.18
24. Follow through over time	224	7.77	2.03

25. When World Bank assisted reform efforts fail or are slow to take place, which THREE of the following would you attribute this to? (Choose no more than THREE)	Percentage of Respondents (Responses Combined; N=383)
There is not an adequate level of citizen/civil society participation	50.4%
The Government works inefficiently	47.0%
Political pressures and obstacles	35.5%
The World Bank works too slowly	33.4%
Ongoing conflict and instability	25.3%
Lack of/inadequate levels of capacity in Government	23.8%
The World Bank is not sensitive enough to political/social realities on the ground	20.9%
Inadequate funding	20.1%
The World Bank does not do adequate follow through/follow-up	14.6%
Reforms are not well thought out in light of country challenges	9.7%
Poor donor coordination	7.8%
Other	0.5%

C. World Bank Effectiveness and Results

How effective do you believe the World Bank is in terms of the work it does in the following areas of development in Guinea, on a ten point scale? (1-Not effective at all, 10-Very effective)	Effectiveness		
	N	Mean	SD
1. Anti corruption	284	5.68	2.69
2. Information and communications technology	255	5.67	2.49
3. Transport	294	6.26	2.47
4. Crime and violence	220	4.13	2.52
5. Regional conflict and tensions	226	4.60	2.48
6. Law and justice	244	5.19	2.55
7. Urban development	290	6.40	2.33
8. Environmental sustainability	258	5.98	2.39
9. Regulatory framework	226	6.09	2.31
10. Basic infrastructure	305	7.09	2.23
11. Communicable/non-communicable diseases	271	6.79	2.38
12. Poverty reduction	326	6.97	2.24
13. Gender	236	5.34	2.37
14. Domestic private sector development	275	5.49	2.52
15. Foreign direct investment	225	5.80	2.42
16. Local governance and institutions	280	6.51	2.37
17. Water and sanitation	300	6.56	2.29
18. Trade and exports	211	5.03	2.41
19. Economic growth and diversification	268	6.37	2.33
20. Energy	286	6.04	2.52
21. Disaster management	222	5.23	2.74
22. Public sector governance/ reform	303	6.72	2.36
23. Job creation/employment	264	5.17	2.51
24. Social cohesion	232	4.82	2.43
25. Financial markets	217	5.87	2.51
26. Equality of opportunity	232	5.20	2.49
27. Health	296	7.08	2.15
28. Rural development	309	6.81	2.27
29. Global/regional integration	221	6.17	2.49
30. Food security	285	6.54	2.48
31. Education	318	7.26	2.16
32. Security/stabilization/reconstruction	248	5.92	2.48
33. Social protection	221	4.90	2.62
34. Climate change	234	5.22	2.45
35. Agricultural development	305	6.66	2.40
36. Natural resource management	243	5.76	2.53

C. World Bank Effectiveness and Results (continued)

Achieving Development Results	N	Mean	SD
37. To what extent does the World Bank's work help to achieve development results in Guinea, on a ten point scale? (1-To no degree at all, 10-To a very significant degree)	341	6.68	2.23

Building/Strengthening Existing Country Systems	N	Mean	SD
38. To what extent does the World Bank help to build/strengthen existing country systems in Guinea, on a ten point scale? (1-To no degree at all, 10-To a very significant degree)	311	6.71	2.24

To what extent do you agree with the following statements about the World Bank in Guinea, on a ten point scale? (1-Strongly disagree, 10-Strongly agree)	N	Mean	SD
39. The World Bank's financial instruments (i.e., investment lending, Development Policy Loan, Trust Funds, Program 4 Result etc.) meet the needs of Guinea	296	6.64	2.31
40. The World Bank meets Guinea's needs for knowledge services (e.g., research, analysis, data, technical assistance)	289	6.26	2.48

D. The World Bank's Knowledge

1. How frequently do you consult World Bank knowledge work and activities in the work you do?	Percentage of Respondents (N=378)
Weekly	3.4%
Monthly	15.1%
A few times a year	33.1%
Rarely	36.2%
Never	12.2%

D. The World Bank's Knowledge (continued)

2. When thinking about the development challenges in Guinea, where do you believe it would be most valuable for the World Bank to focus its knowledge work and activities in the next few years? (Choose no more than THREE)	Percentage of Respondents (Responses Combined; N=382)
Public sector governance/ reform	56.0%
Energy	40.6%
Education	29.1%
Domestic private sector development	24.1%
Poverty reduction	22.5%
Agricultural development	16.2%
Water and sanitation	12.3%
Law and justice	10.2%
Health	9.7%
Transport	9.2%
Anti corruption	8.1%
Basic infrastructure	7.6%
Job creation/employment	6.8%
Rural development	6.5%
Social cohesion	6.0%
Economic growth and diversification	5.2%
Local governance and institutions	4.7%
Food security	3.1%
Foreign direct investment	3.1%
Natural resource management	2.6%
Information and communications technology	2.1%
Climate change	1.6%
Security/stabilization/reconstruction	1.6%
Regional conflict and tensions	1.3%
Urban development	1.3%
Environmental sustainability	1.0%
Gender	1.0%
Social protection	0.8%
Crime and violence	0.8%
Trade and exports	0.5%
Global/regional integration	0.3%
Disaster management	0.3%
Equality of opportunity	0.3%
Regulatory framework	0.3%
Financial markets	0.0%
Communicable/non-communicable diseases	0.0%

D. The World Bank's Knowledge (continued)

In Guinea, how effective do you believe the World Bank's knowledge work and activities are at: <i>(1-Not effective at all, 10-Very effective)</i>	Level of Effectiveness		
	N	Mean	SD
3. Enhancing your knowledge and/or skills	305	6.51	2.35
4. Contributing to good policy making	285	6.76	2.15
5. Providing support for program implementation	312	7.29	2.07

In Guinea, to what extent do you believe that the World Bank's knowledge work and activities: <i>(1-To no degree at all, 10-To a very significant degree)</i>	Degree		
	N	Mean	SD
6. Are timely	279	7.19	2.26
7. Include appropriate level of stakeholder involvement during preparation	272	6.55	2.38
8. Are relevant to Guinea's development priorities	315	7.57	2.12
9. Provide feasible recommendations	283	7.25	2.07
10. Are source of relevant information on global good practices	284	7.58	2.08
11. Are accessible (well written and easy to understand)	267	6.78	2.28
12. Are useful in terms of the work you do	282	7.02	2.29
13. Are adequately disseminated	277	5.72	2.61
14. Are appropriately translated	260	6.05	2.57
15. Are adaptable to Guinea's specific development challenges and country circumstances	286	7.16	2.08

Overall Evaluations	N	Mean	SD
16. Overall, how significant a contribution do you believe the World Bank's knowledge work and activities make to development results in your country, on a ten point scale? <i>(1-Not significant at all, 10-Very significant)</i>	325	7.62	2.07
17. Overall, how would you rate the technical quality of the World Bank's knowledge work and activities, on a ten point scale? <i>(1-Very low technical quality, 10-Very high technical quality)</i>	319	7.30	2.07

E. Working with the World Bank

To what extent do you agree/disagree with the following statements, on a ten point scale? (1-Strongly disagree, 10-Strongly agree)	Level of Agreement		
	N	Mean	SD
1. The World Bank disburses funds promptly	276	3.59	2.46
2. The World Bank effectively monitors and evaluates the projects and programs it supports	321	7.57	2.34
3. The World Bank's approvals and reviews are done in a timely fashion	273	7.22	2.30
4. The World Bank's "Safeguard Policy" requirements are reasonable	230	6.78	2.27
5. The World Bank imposes reasonable conditions on its lending	271	6.70	2.34
6. Working with the World Bank increases Guinea's institutional capacity	321	7.71	2.08
7. The World Bank ensures consistency and continuity through staff changes	227	6.97	2.33
8. The World Bank's teams and visits are well coordinated	269	7.64	2.20
9. Where country systems (e.g., procurement, financial management, etc.) are adequate, the World Bank makes appropriate use of them	258	7.76	1.87
10. The World Bank provides effective implementation support (i.e., supervision of projects)	298	7.39	2.20

Adequate Staffing	Degree		
	N	Mean	SD
11. To what extent do you believe the World Bank is adequately staffed in Guinea, on a ten point scale? (1-To no degree at all, 10-To a very significant degree)	225	5.42	2.32

F. The Future Role of the World Bank in Guinea

The Bank's Role	N	Mean	SD
1. How significant a role do you believe the World Bank SHOULD play in Guinea's development in the near future, on a ten point scale? (1-Not a significant role at all, 10-Very significant role)	358	8.83	1.42

2. Which of the following SHOULD the World Bank do to make itself of greater value in Guinea? (Choose no more than TWO)	Percentage of Respondents (Responses Combined; N=362)
Reach out more to groups outside of government	47.5%
Reduce the complexity of obtaining World Bank financing	38.7%
Improve the competitiveness of its financing compared to markets	29.8%
Improve the quality of its experts as related to Guinea's specific challenges	19.6%
Focus primarily on advocacy issues	14.1%
Offer more innovative financial products	12.7%
Work faster	12.2%
Provide more adequate data/knowledge/statistics/figures on Guinea's economy	7.5%
Increase the level of World Bank staffing in Guinea's office	6.6%
Offer more innovative knowledge services	4.7%
Ensure greater selectivity in its work	2.8%
Other	2.2%

F. The Future Role of the World Bank in Guinea

3a. Below is a list of development priorities in Guinea. Which THREE areas below would benefit most from the World Bank playing a leading role among international partners in Guinea? (Choose no more than THREE)	Percentage of Respondents (Responses Combined; N=382)
Building capacity of state institutions	59.7%
Strengthening public financial management	48.7%
Increasing access to basic services	47.6%
Generating jobs	36.1%
Improving livelihoods	24.3%
Increasing access to justice systems	19.6%
Stimulating dialogue to promote peace and stability	19.1%
Strengthening security mechanisms	8.9%
Strengthening conflict resolution mechanisms	8.4%
Building social safety nets	6.0%
Reducing violence	2.6%
Increasing cohesion	2.1%

3b. Below is a list of development priorities in Guinea. Which THREE areas below would benefit most from other donors in Guinea? (Choose no more than THREE)	Percentage of Respondents (Responses Combined; N=358)
Stimulating dialogue to promote peace and stability	38.5%
Generating jobs	31.6%
Building capacity of state institutions	28.5%
Improving livelihoods	27.1%
Increasing access to basic services	25.4%
Increasing access to justice systems	25.4%
Strengthening public financial management	24.3%
Strengthening conflict resolution mechanisms	23.7%
Strengthening security mechanisms	18.2%
Reducing violence	11.5%
Building social safety nets	8.9%
Increasing cohesion	8.4%

G. Communication and Information Sharing

1. How do you get most of your information about economic and social development issues in Guinea? (Choose no more than TWO)	Percentage of Respondents (Responses Combined; N=371)
Local newspapers	46.4%
Internet	37.5%
Local radio	31.3%
International radio	25.1%
Local television	24.0%
International newspapers	11.1%
International television	8.9%
Other	4.3%
Periodicals	3.5%
Mobile phones	2.2%
Social media	1.3%
Instant messaging	1.3%
Blogs	0.3%

2. How would you prefer to receive information from the World Bank? (Choose no more than TWO)	Percentage of Respondents (Responses Combined; N=380)
World Bank seminars/workshops/conferences	55.0%
Direct contact with World Bank	43.4%
World Bank website	34.7%
World Bank publications and other written materials	27.4%
World Bank Public Information Center	10.5%
Instant messaging	6.8%
Mobile phones	6.3%
e-newsletters	6.3%
Social media	2.6%
Other	1.3%
Blogs	0.3%

3. Are you aware of the World Bank's Access to Information Policy under which the Bank will now disclose any information in its possession that is not on a list of exceptions?	Percentage of Respondents (N=375)
Yes	12.0%
No	88.0%

4. Have you requested information from the World Bank on its activities in the past year?	Percentage of Respondents (N=360)
Yes	20.3%
No	79.7%

5. Were you able to obtain this information?	Percentage of Respondents (N=77)
Yes	83.1%
No	16.9%

6. Do you have access to the Internet?	Percentage of Respondents (N=376)
Yes	73.6%
No	26.4%

G. Communication and Information Sharing (continued)

7. Do you use/have used the World Bank website?	Percentage of Respondents (N=375)
Yes	32.8%
No	67.2%

8. Which do you primarily use?	Percentage of Respondents (N=171)
The World Bank's country website	47.4%
The World Bank's main website	52.6%

9. Which Internet connection do you use primarily when visiting a World Bank website?	Percentage of Respondents (N=203)
High speed	48.8%
Dial-up	51.2%

10. Do you use/have you used the World Bank's Public Information Centers (PICs) in Guinea?	Percentage of Respondents (N=370)
Yes	8.6%
No	54.6%
I don't know what PIC is	36.8%

Please rate how much you agree with the following statements, on a ten point scale. (1-Strongly disagree, 10-Strongly agree)	Level of Agreement		
	N	Mean	SD
11. I use/consult World Bank data more currently than I did a few years ago	250	4.21	3.03
12. The World Bank's PIC is a valuable source of information related to development in Guinea.	81	5.73	3.23
13. I find the World Bank websites easy to navigate.	95	6.65	2.89
14. I find the information on the World Bank's websites useful.	93	7.24	2.65
15. When I need information from the World Bank I know how to find it	148	5.76	3.02
16. The World Bank is responsive to my information requests and inquiries	145	5.68	2.91

H. Background Information

1. Which of the following best describes your current position? (Please mark only ONE response)	Percentage of Respondents (N=380)
NGO	27.1%
Employee of a Ministry, Ministerial Department or Implementation Agency	19.5%
Private Sector Organization	10.3%
Media	7.6%
Community Based Organization	6.6%
Office of Minister	5.8%
Local Government Office or Staff	3.9%
Trade Union	2.9%
Other	2.6%
Multilateral Agency	2.4%
Project Management Unit (PMU) overseeing implementation of project	2.1%
Private Foundation	1.6%
Consultant/Contractor working on World Bank supported Project/Program	1.3%
Bilateral Agency	1.1%
Academia/Research Institute/Think Tank	1.1%
Office of Parliamentarian	0.8%
Financial Sector/Private Bank	0.8%
Independent Government Institution	0.8%
Faith-Based Group	0.8%
Office of the President, Prime Minister	0.5%
Judiciary Branch	0.5%

2. Please identify the primary specialization of your work. (Please mark only ONE response)	Percentage of Respondents (N=372)
Agriculture/ rural development / food security	15.1%
Education	14.0%
Other	10.8%
Information and communications technology	9.4%
Public sector governance/Public financial management/anti corruption	9.4%
Private sector development/foreign direct investment	8.3%
Health/Communicable/non-communicable diseases	7.3%
Transport	4.8%
Law and justice/regulatory framework	4.0%
Social protection	4.0%
Natural resource management/environmental sustainability	3.5%
Financial markets/banking	2.2%
Job creation/employment	1.9%
Water and sanitation	1.6%
Energy	1.3%
Urban development	1.1%
Gender/equality of opportunity	0.8%
Climate change / disaster management	0.5%

H. Background Information (continued)

3. Currently, do you professionally collaborate/work with the World Bank in your country?	Percentage of Respondents (N=381)
Yes	38.6%
No	61.4%

4. Which of the following describes most of your exposure to the World Bank in Guinea? (Choose no more than TWO)	Percentage of Respondents (N=375)
Engage in World Bank related/sponsored events/activities	45.3%
Observer	45.1%
Collaborate as part of my professional duties	33.1%
Use World Bank reports/data	23.7%
Use World Bank website for information, data, research, etc.	15.2%

5. Which best represents your geographic location?	Percentage of Respondents (N=379)
Maritime Guinea	76.3%
Mid-Guinea	12.1%
Upper Guinea	6.1%
Forested Guinea	5.5%

Appendix B: Responses to All Questions by Stakeholder Groups

A. General Issues facing Guinea

In general would you say that Guinea is headed in ...?

Percentage of Respondents (Responses Combined)	Office of President/Prime Minister/Minister	Employee of a Ministry/ Ministerial Dep/ Implementation Agency	PMU/Consultant/ Contractor on Bank project	Local Government	Bilateral/ Multilateral Agency	Private Sector/ Financial Sector/ Private Bank	CSO	Media	Other
The right direction	87.5%	87.5%	75.0%	93.3%	66.7%	57.5%	66.0%	62.1%	61.9%
The wrong direction	0.0%	2.8%	8.3%	0.0%	8.3%	10.0%	6.4%	10.3%	9.5%
Not sure	12.5%	9.7%	16.7%	6.7%	25.0%	32.5%	27.7%	27.6%	28.6%

Listed below are a number of development priorities in Guinea. Please identify which of the following you consider the most important development priorities in Guinea?

Percentage of Respondents (Responses Combined)	Office of President/Prime Minister/Minister	Employee of a Ministry/ Ministerial Dep/ Implementation Agency	PMU/Consultant/ Contractor on Bank project	Local Government	Bilateral/ Multilateral Agency	Private Sector/ Financial Sector/ Private Bank	CSO	Media	Other
Social protection	0.0%	5.5%	15.4%	6.7%	0.0%	7.1%	4.1%	6.9%	9.1%
Transport	25.0%	19.2%	46.2%	13.3%	7.7%	16.7%	23.0%	17.2%	31.8%
Security/stabilization/reconstruction	16.7%	21.9%	30.8%	20.0%	23.1%	35.7%	25.7%	34.5%	36.4%
Public sector governance/ reform	37.5%	30.1%	15.4%	26.7%	23.1%	28.6%	23.0%	27.6%	27.3%
Global/regional integration	0.0%	0.0%	0.0%	6.7%	0.0%	0.0%	0.7%	0.0%	0.0%
Gender	0.0%	0.0%	0.0%	6.7%	0.0%	0.0%	2.0%	6.9%	0.0%
Domestic private sector development	8.3%	2.7%	0.0%	13.3%	7.7%	16.7%	8.1%	13.8%	13.6%
Foreign direct investment*	4.2%	2.7%	0.0%	0.0%	7.7%	0.0%	1.4%	0.0%	13.6%
Water and sanitation	8.3%	6.8%	15.4%	13.3%	0.0%	4.8%	14.2%	3.4%	4.5%
Energy	50.0%	42.5%	30.8%	20.0%	46.2%	50.0%	38.5%	31.0%	18.2%
Regional conflict and tensions	0.0%	0.0%	7.7%	0.0%	0.0%	0.0%	2.0%	0.0%	4.5%
Job creation/employment	8.3%	11.0%	0.0%	13.3%	23.1%	7.1%	14.9%	17.2%	9.1%
Rural development*	4.2%	13.7%	0.0%	26.7%	7.7%	4.8%	7.4%	0.0%	4.5%
Financial markets	0.0%	1.4%	0.0%	0.0%	0.0%	0.0%	0.0%	0.0%	0.0%
Urban development	0.0%	1.4%	0.0%	0.0%	0.0%	0.0%	2.0%	0.0%	0.0%
Environmental sustainability	0.0%	0.0%	0.0%	0.0%	0.0%	2.4%	2.0%	3.4%	0.0%
Equality of opportunity	0.0%	0.0%	0.0%	0.0%	0.0%	2.4%	1.4%	3.4%	0.0%
Health*	16.7%	19.2%	23.1%	6.7%	7.7%	0.0%	8.1%	6.9%	9.1%
Education	25.0%	35.6%	38.5%	20.0%	46.2%	38.1%	33.8%	17.2%	40.9%
Poverty reduction*	33.3%	8.2%	30.8%	6.7%	15.4%	4.8%	19.6%	24.1%	22.7%
Food security*	0.0%	8.2%	7.7%	20.0%	23.1%	0.0%	3.4%	13.8%	4.5%
Social cohesion	8.3%	5.5%	0.0%	0.0%	7.7%	11.9%	8.1%	13.8%	9.1%
Climate change	0.0%	1.4%	0.0%	0.0%	0.0%	0.0%	0.0%	0.0%	0.0%
Agricultural development	8.3%	23.3%	0.0%	26.7%	7.7%	21.4%	12.8%	10.3%	9.1%
Trade and exports	0.0%	0.0%	0.0%	0.0%	0.0%	0.0%	0.0%	0.0%	0.0%
Crime and violence	0.0%	0.0%	7.7%	0.0%	0.0%	0.0%	1.4%	0.0%	0.0%
Economic growth and diversification	4.2%	4.1%	7.7%	13.3%	15.4%	4.8%	3.4%	3.4%	0.0%
Law and justice	12.5%	6.8%	7.7%	13.3%	15.4%	21.4%	16.2%	6.9%	13.6%
Regulatory framework	0.0%	0.0%	0.0%	0.0%	0.0%	0.0%	0.0%	0.0%	0.0%
Communicable/non-communicable diseases	0.0%	0.0%	0.0%	0.0%	0.0%	0.0%	0.7%	0.0%	0.0%
Basic infrastructure	12.5%	8.2%	0.0%	0.0%	0.0%	7.1%	2.7%	3.4%	4.5%
Local governance and institutions	4.2%	11.0%	7.7%	6.7%	0.0%	2.4%	3.4%	3.4%	4.5%
Natural resource management	0.0%	1.4%	0.0%	0.0%	0.0%	0.0%	2.7%	6.9%	0.0%
Anti corruption	12.5%	5.5%	7.7%	13.3%	15.4%	9.5%	12.2%	17.2%	4.5%
Disaster management	0.0%	0.0%	0.0%	0.0%	0.0%	0.0%	0.0%	0.0%	0.0%
Information and communications technology	0.0%	4.1%	0.0%	0.0%	0.0%	2.4%	1.4%	3.4%	0.0%

*Significantly different between stakeholder groups

A. General Issues facing Guinea (continued)

Poverty reduction is a broad term that encompasses work in many different areas. Which THREE areas of development listed below do you believe would contribute most to reducing poverty in Guinea? (Choose no more than THREE)

Percentage of Respondents (Responses Combined)	Office of President/Prime Minister/Minister	Employee of a Ministry/ Ministerial Dep/ Implementation Agency	PMU/Consultant/ Contractor on Bank project	Local Government	Bilateral/ Multilateral Agency	Private Sector/ Financial Sector/ Private Bank	CSO	Media	Other
Water and sanitation	16.7%	12.2%	23.1%	33.3%	0.0%	12.2%	14.9%	13.8%	31.8%
Equality of opportunity*	4.2%	1.4%	0.0%	6.7%	23.1%	4.9%	1.4%	6.9%	4.5%
Economic growth and diversification*	12.5%	27.0%	0.0%	0.0%	23.1%	14.6%	23.0%	37.9%	22.7%
Climate change	0.0%	1.4%	0.0%	0.0%	0.0%	0.0%	0.0%	0.0%	0.0%
Regional conflict and tensions	0.0%	0.0%	0.0%	0.0%	0.0%	4.9%	0.7%	3.4%	0.0%
Global/regional integration	0.0%	0.0%	0.0%	6.7%	0.0%	0.0%	1.4%	0.0%	0.0%
Gender	0.0%	1.4%	0.0%	0.0%	0.0%	0.0%	1.4%	0.0%	0.0%
Rural development	25.0%	33.8%	23.1%	26.7%	46.2%	31.7%	26.4%	34.5%	27.3%
Urban development	0.0%	0.0%	0.0%	0.0%	0.0%	0.0%	3.4%	3.4%	0.0%
Regulatory framework	0.0%	0.0%	0.0%	0.0%	0.0%	0.0%	0.7%	0.0%	0.0%
Local governance and institutions	4.2%	6.8%	15.4%	26.7%	7.7%	4.9%	9.5%	10.3%	18.2%
Basic infrastructure	33.3%	17.6%	23.1%	6.7%	7.7%	14.6%	12.8%	10.3%	9.1%
Social protection	4.2%	0.0%	0.0%	13.3%	7.7%	4.9%	2.0%	3.4%	9.1%
Law and justice	4.2%	6.8%	15.4%	13.3%	15.4%	14.6%	13.5%	17.2%	4.5%
Transport	8.3%	10.8%	15.4%	13.3%	0.0%	9.8%	14.2%	0.0%	4.5%
Crime and violence	0.0%	0.0%	0.0%	0.0%	0.0%	0.0%	0.0%	0.0%	0.0%
Communicable/non-communicable diseases	0.0%	1.4%	0.0%	0.0%	0.0%	0.0%	0.7%	0.0%	0.0%
Information and communications technology*	0.0%	2.7%	7.7%	0.0%	0.0%	2.4%	0.0%	10.3%	0.0%
Security/stabilization/reconstruction	4.2%	5.4%	15.4%	0.0%	0.0%	7.3%	3.4%	6.9%	0.0%
Anti corruption	20.8%	20.3%	23.1%	13.3%	7.7%	24.4%	25.0%	31.0%	13.6%
Domestic private sector development	16.7%	16.2%	15.4%	20.0%	7.7%	24.4%	11.5%	10.3%	18.2%
Foreign direct investment	0.0%	1.4%	0.0%	6.7%	0.0%	2.4%	3.4%	0.0%	9.1%
Energy	41.7%	23.0%	46.2%	33.3%	23.1%	26.8%	27.7%	20.7%	22.7%
Public sector governance/ reform*	8.3%	17.6%	7.7%	0.0%	46.2%	14.6%	16.9%	10.3%	9.1%
Social cohesion	0.0%	4.1%	0.0%	0.0%	0.0%	0.0%	3.4%	0.0%	4.5%
Education	25.0%	10.8%	15.4%	13.3%	15.4%	26.8%	14.9%	6.9%	31.8%
Natural resource management	0.0%	8.1%	0.0%	6.7%	0.0%	7.3%	4.7%	13.8%	0.0%
Environmental sustainability	0.0%	0.0%	0.0%	0.0%	0.0%	0.0%	2.0%	0.0%	0.0%
Health	16.7%	8.1%	0.0%	6.7%	15.4%	4.9%	8.1%	3.4%	0.0%
Agricultural development	37.5%	35.1%	30.8%	20.0%	23.1%	26.8%	25.0%	20.7%	22.7%
Disaster management	0.0%	0.0%	0.0%	0.0%	0.0%	0.0%	0.0%	0.0%	0.0%
Job creation/employment	16.7%	18.9%	23.1%	26.7%	23.1%	7.3%	20.3%	24.1%	18.2%
Financial markets	0.0%	0.0%	0.0%	0.0%	0.0%	0.0%	0.0%	0.0%	0.0%
Trade and exports	0.0%	0.0%	0.0%	0.0%	0.0%	0.0%	0.7%	0.0%	4.5%
Food security	0.0%	9.5%	0.0%	6.7%	0.0%	4.9%	6.8%	0.0%	4.5%

*Significantly different between stakeholder groups

A. General Issues facing Guinea (continued)

Economic growth and diversification can be driven by a number of factors. Which THREE areas below do you believe would contribute most to stimulating economic growth and diversification in Guinea? (Choose no more than THREE)

Percentage of Respondents (Responses Combined)	Office of President/Prime Minister/Minister	Employee of a Ministry/ Ministerial Dep/ Implementation Agency	PMU/Consultant/ Contractor on Bank project	Local Government	Bilateral/ Multilateral Agency	Private Sector/ Financial Sector/ Private Bank	CSO	Media	Other
Energy	66.7%	62.2%	76.9%	73.3%	69.2%	66.7%	54.7%	51.7%	40.9%
Gender	0.0%	0.0%	0.0%	0.0%	0.0%	0.0%	0.0%	3.4%	0.0%
Equality of opportunity	0.0%	1.4%	0.0%	0.0%	0.0%	4.8%	4.7%	6.9%	4.5%
Global/regional integration	4.2%	2.7%	0.0%	6.7%	7.7%	2.4%	2.0%	0.0%	4.5%
Social protection	0.0%	1.4%	7.7%	6.7%	0.0%	0.0%	0.7%	0.0%	4.5%
Climate change	0.0%	1.4%	0.0%	0.0%	0.0%	0.0%	0.0%	0.0%	0.0%
Anti corruption	8.3%	24.3%	30.8%	20.0%	0.0%	26.2%	23.6%	41.4%	22.7%
Disaster management	0.0%	0.0%	0.0%	0.0%	0.0%	0.0%	0.0%	0.0%	0.0%
Regional conflict and tensions	0.0%	0.0%	0.0%	0.0%	0.0%	0.0%	1.4%	0.0%	0.0%
Rural development	4.2%	21.6%	15.4%	6.7%	30.8%	16.7%	16.9%	17.2%	22.7%
Foreign direct investment	8.3%	9.5%	7.7%	13.3%	7.7%	11.9%	11.5%	17.2%	18.2%
Urban development*	0.0%	0.0%	7.7%	0.0%	0.0%	0.0%	0.0%	3.4%	4.5%
Water and sanitation	4.2%	1.4%	15.4%	6.7%	0.0%	2.4%	4.7%	6.9%	0.0%
Trade and exports	0.0%	4.1%	0.0%	13.3%	0.0%	9.5%	8.1%	17.2%	4.5%
Information and communications technology	0.0%	4.1%	7.7%	0.0%	0.0%	4.8%	0.7%	6.9%	4.5%
Regulatory framework	0.0%	0.0%	0.0%	0.0%	0.0%	2.4%	1.4%	0.0%	4.5%
Communicable/non-communicable diseases	0.0%	0.0%	0.0%	0.0%	0.0%	0.0%	1.4%	0.0%	0.0%
Social cohesion	4.2%	9.5%	7.7%	13.3%	0.0%	0.0%	10.8%	0.0%	9.1%
Public sector governance/ reform	33.3%	32.4%	15.4%	20.0%	0.0%	21.4%	27.7%	27.6%	31.8%
Domestic private sector development	37.5%	24.3%	23.1%	6.7%	23.1%	23.8%	27.0%	24.1%	18.2%
Job creation/employment	4.2%	12.2%	7.7%	13.3%	7.7%	11.9%	13.5%	6.9%	9.1%
Agricultural development	33.3%	24.3%	30.8%	20.0%	53.8%	21.4%	25.7%	20.7%	27.3%
Food security	4.2%	0.0%	7.7%	20.0%	7.7%	4.8%	7.4%	6.9%	13.6%
Transport	0.0%	12.2%	7.7%	20.0%	15.4%	11.9%	10.1%	0.0%	4.5%
Security/stabilization/reconstruction	0.0%	4.1%	7.7%	0.0%	0.0%	2.4%	2.0%	0.0%	4.5%
Education	8.3%	9.5%	0.0%	13.3%	23.1%	9.5%	8.1%	6.9%	18.2%
Natural resource management	25.0%	16.2%	7.7%	6.7%	7.7%	11.9%	13.5%	17.2%	9.1%
Environmental sustainability	0.0%	0.0%	0.0%	0.0%	0.0%	0.0%	1.4%	0.0%	0.0%
Health	8.3%	1.4%	0.0%	6.7%	0.0%	2.4%	4.1%	0.0%	4.5%
Basic infrastructure*	29.2%	8.1%	15.4%	6.7%	15.4%	14.3%	3.4%	6.9%	9.1%
Law and justice	12.5%	6.8%	0.0%	6.7%	0.0%	9.5%	6.1%	0.0%	4.5%
Local governance and institutions	0.0%	5.4%	0.0%	0.0%	7.7%	2.4%	3.4%	3.4%	0.0%
Crime and violence*	0.0%	0.0%	0.0%	0.0%	0.0%	0.0%	0.7%	6.9%	0.0%
Financial markets	4.2%	0.0%	0.0%	0.0%	7.7%	2.4%	2.7%	0.0%	0.0%

*Significantly different between stakeholder groups

B. Overall Attitudes toward the World Bank

	Which of the following best describes your current position?																										
	Office of President/Prime Minister/Minister			Employee of a Ministry/ Ministerial Dep/ Implementation Agency			PMU/Consultant/ Contractor on Bank project			Local Government			Bilateral/ Multilateral Agency			Private Sector/ Financial Sector/ Private Bank			CSO			Media			Other		
	N	Mean	SD	N	Mean	SD	N	Mean	SD	N	Mean	SD	N	Mean	SD	N	Mean	SD	N	Mean	SD	N	Mean	SD	N	Mean	SD
How familiar are you with the work of the World Bank in Guinea?	22	6.32	2.48	73	5.99	2.55	12	6.08	2.19	14	6.36	2.62	13	5.85	1.68	41	5.22	2.17	145	5.46	2.47	27	4.78	2.58	22	5.91	1.85

(1-Not familiar at all, 10-Extremely familiar)

	Which of the following best describes your current position?																										
	Office of President/Prime Minister/Minister			Employee of a Ministry/ Ministerial Dep/ Implementation Agency			PMU/Consultant/ Contractor on Bank project			Local Government			Bilateral/ Multilateral Agency			Private Sector/ Financial Sector/ Private Bank			CSO			Media			Other		
	N	Mean	SD	N	Mean	SD	N	Mean	SD	N	Mean	SD	N	Mean	SD	N	Mean	SD	N	Mean	SD	N	Mean	SD	N	Mean	SD
Overall, please rate your impression of the World Bank's effectiveness in Guinea?	21	6.62	2.09	66	6.97	2.22	12	6.50	2.28	12	7.25	1.66	12	6.50	2.02	34	6.00	2.10	132	6.52	2.44	26	5.73	2.81	19	6.68	2.43

(1-Not effective at all, 10-Very effective)

	Which of the following best describes your current position?																										
	Office of President/Prime Minister/Minister			Employee of a Ministry/ Ministerial Dep/ Implementation Agency			PMU/Consultant/ Contractor on Bank project			Local Government			Bilateral/ Multilateral Agency			Private Sector/ Financial Sector/ Private Bank			CSO			Media			Other		
	N	Mean	SD	N	Mean	SD	N	Mean	SD	N	Mean	SD	N	Mean	SD	N	Mean	SD	N	Mean	SD	N	Mean	SD	N	Mean	SD
To what extent do you believe the World Bank's staff is well prepared to help Guinea solve its most complicated development challenges?	22	6.95	1.84	64	7.05	2.48	11	6.91	1.87	12	7.50	1.83	11	6.45	1.37	32	6.72	2.34	127	6.94	2.42	25	6.56	2.52	18	7.22	2.13

(1-To no degree at all, 10-To a very significant degree)

B. Overall Attitudes toward the World Bank (continued)

When thinking about how the World Bank can have the most impact on development results in Guinea, in which sectoral areas do you believe the World Bank should focus most of its attention and resources in Guinea? (Choose no more than THREE)

Percentage of Respondents (Responses Combined)	Office of President/Prime Minister/Minister	Employee of a Ministry/ Ministerial Dep/ Implementation Agency	PMU/Consultant/ Contractor on Bank project	Local Government	Bilateral/ Multilateral Agency	Private Sector/ Financial Sector/ Private Bank	CSO	Media	Other
Social protection*	8.3%	0.0%	0.0%	6.7%	7.7%	0.0%	3.4%	0.0%	13.6%
Security/stabilization/reconstruction	12.5%	4.1%	30.8%	26.7%	15.4%	16.7%	18.4%	13.8%	27.3%
Public sector governance/ reform	20.8%	24.3%	7.7%	26.7%	38.5%	23.8%	21.8%	13.8%	22.7%
Transport	12.5%	24.3%	7.7%	20.0%	15.4%	21.4%	17.7%	24.1%	13.6%
Poverty reduction	25.0%	20.3%	30.8%	33.3%	0.0%	16.7%	29.3%	37.9%	22.7%
Global/regional integration	0.0%	0.0%	0.0%	0.0%	0.0%	0.0%	0.0%	0.0%	0.0%
Gender	0.0%	0.0%	0.0%	6.7%	0.0%	0.0%	2.7%	0.0%	0.0%
Crime and violence	0.0%	1.4%	0.0%	0.0%	0.0%	0.0%	1.4%	0.0%	0.0%
Rural development	20.8%	12.2%	23.1%	20.0%	0.0%	9.5%	8.2%	3.4%	13.6%
Domestic private sector development*	25.0%	6.8%	23.1%	20.0%	15.4%	35.7%	12.2%	10.3%	4.5%
Foreign direct investment*	0.0%	0.0%	7.7%	6.7%	7.7%	0.0%	1.4%	0.0%	9.1%
Water and sanitation	4.2%	12.2%	15.4%	13.3%	7.7%	4.8%	6.8%	10.3%	4.5%
Energy	50.0%	45.9%	46.2%	20.0%	38.5%	42.9%	29.9%	27.6%	36.4%
Social cohesion	0.0%	2.7%	0.0%	0.0%	0.0%	0.0%	1.4%	3.4%	0.0%
Job creation/employment	12.5%	10.8%	0.0%	13.3%	0.0%	4.8%	10.9%	20.7%	4.5%
Financial markets	4.2%	0.0%	0.0%	6.7%	7.7%	0.0%	0.7%	3.4%	0.0%
Urban development	0.0%	0.0%	7.7%	0.0%	0.0%	2.4%	0.7%	0.0%	0.0%
Environmental sustainability	0.0%	0.0%	0.0%	6.7%	0.0%	2.4%	1.4%	3.4%	0.0%
Equality of opportunity	0.0%	0.0%	0.0%	0.0%	0.0%	2.4%	1.4%	0.0%	0.0%
Regional conflict and tensions	0.0%	0.0%	0.0%	0.0%	0.0%	0.0%	0.7%	0.0%	0.0%
Health*	20.8%	25.7%	7.7%	0.0%	15.4%	7.1%	14.3%	13.8%	31.8%
Education	20.8%	44.6%	15.4%	26.7%	38.5%	45.2%	40.8%	34.5%	50.0%
Food security*	0.0%	2.7%	0.0%	0.0%	7.7%	0.0%	8.2%	17.2%	13.6%
Climate change	0.0%	1.4%	0.0%	0.0%	0.0%	0.0%	0.0%	0.0%	0.0%
Agricultural development	8.3%	24.3%	23.1%	26.7%	23.1%	19.0%	24.5%	6.9%	18.2%
Trade and exports	0.0%	0.0%	0.0%	0.0%	0.0%	0.0%	0.7%	0.0%	0.0%
Economic growth and diversification	8.3%	8.1%	0.0%	6.7%	23.1%	0.0%	6.8%	3.4%	0.0%
Law and justice	4.2%	2.7%	0.0%	0.0%	7.7%	14.3%	4.1%	0.0%	4.5%
Local governance and institutions	8.3%	8.1%	7.7%	6.7%	7.7%	2.4%	5.4%	10.3%	4.5%
Regulatory framework	0.0%	0.0%	0.0%	0.0%	7.7%	2.4%	0.7%	0.0%	0.0%
Communicable/non-communicable diseases	4.2%	0.0%	0.0%	0.0%	0.0%	0.0%	0.0%	0.0%	0.0%
Basic infrastructure*	25.0%	9.5%	23.1%	0.0%	7.7%	16.7%	5.4%	13.8%	0.0%
Natural resource management	0.0%	4.1%	0.0%	0.0%	7.7%	0.0%	6.1%	3.4%	0.0%
Information and communications technology	4.2%	2.7%	0.0%	0.0%	0.0%	2.4%	2.0%	3.4%	0.0%
Anti corruption	0.0%	1.4%	23.1%	6.7%	0.0%	7.1%	7.5%	13.8%	9.1%
Disaster management	0.0%	0.0%	0.0%	0.0%	0.0%	0.0%	0.7%	0.0%	0.0%

*Significantly different between stakeholder groups

B. Overall Attitudes toward the World Bank (continued)

When thinking about the World Bank's role, which activity do you believe is of greatest VALUE and which activity is of second greatest value in Guinea?

1st Greatest Value	Office of President/Prime Minister/Minister	Employee of a Ministry/ Ministerial Dep/ Implementation Agency	PMU/Consultant/ Contractor on Bank project	Local Government	Bilateral/ Multilateral Agency	Private Sector/ Financial Sector/ Private Bank	CSO	Media	Other
Percentage of Respondents									
Financial resources: investment lending	39.1%	30.1%	41.7%	33.3%	53.8%	37.5%	32.2%	37.9%	38.1%
Financial resources: policy based lending / budget support to the Government	34.8%	30.1%	16.7%	33.3%	30.8%	15.0%	29.5%	10.3%	42.9%
Mobilizing third party financial resources	0.0%	2.7%	0.0%	13.3%	0.0%	7.5%	3.4%	3.4%	4.8%
Technical assistance	0.0%	1.4%	0.0%	6.7%	0.0%	7.5%	6.2%	6.9%	9.5%
Policy advice	0.0%	1.4%	0.0%	0.0%	7.7%	0.0%	2.1%	6.9%	0.0%
Donor coordination	0.0%	4.1%	0.0%	0.0%	0.0%	0.0%	2.7%	0.0%	0.0%
Data	0.0%	0.0%	0.0%	0.0%	0.0%	0.0%	0.0%	0.0%	0.0%
Training/capacity building	13.0%	15.1%	33.3%	13.3%	0.0%	25.0%	13.7%	17.2%	9.5%
Studies/analyses	4.3%	2.7%	0.0%	0.0%	0.0%	2.5%	0.0%	0.0%	0.0%
Convening/facilitating	0.0%	1.4%	0.0%	0.0%	0.0%	0.0%	0.7%	3.4%	0.0%
Linkage to non-Bank expertise	0.0%	0.0%	0.0%	0.0%	0.0%	0.0%	0.0%	0.0%	0.0%
Strategy formulation	8.7%	11.0%	8.3%	0.0%	7.7%	2.5%	8.9%	10.3%	0.0%
Other	0.0%	0.0%	0.0%	0.0%	0.0%	2.5%	0.7%	3.4%	0.0%

2nd Greatest Value	Office of President/Prime Minister/Minister	Employee of a Ministry/ Ministerial Dep/ Implementation Agency	PMU/Consultant/ Contractor on Bank project	Local Government	Bilateral/ Multilateral Agency	Private Sector/ Financial Sector/ Private Bank	CSO	Media	Other
Percentage of Respondents									
Financial resources: investment lending	17.4%	16.4%	16.7%	13.3%	15.4%	17.5%	8.2%	13.8%	13.6%
Financial resources: policy based lending / budget support to the Government	17.4%	15.1%	25.0%	6.7%	15.4%	10.0%	12.3%	13.8%	4.5%
Mobilizing third party financial resources	4.3%	9.6%	0.0%	0.0%	0.0%	2.5%	6.8%	3.4%	4.5%
Technical assistance	13.0%	17.8%	8.3%	13.3%	23.1%	17.5%	15.1%	13.8%	9.1%
Policy advice	0.0%	4.1%	8.3%	0.0%	0.0%	12.5%	4.1%	3.4%	13.6%
Donor coordination	4.3%	4.1%	16.7%	0.0%	0.0%	2.5%	3.4%	3.4%	13.6%
Data	0.0%	0.0%	0.0%	0.0%	0.0%	0.0%	0.0%	0.0%	0.0%
Training/capacity building	21.7%	20.5%	8.3%	20.0%	23.1%	15.0%	28.1%	34.5%	27.3%
Studies/analyses*	4.3%	0.0%	0.0%	13.3%	0.0%	7.5%	1.4%	0.0%	0.0%
Convening/facilitating	0.0%	1.4%	0.0%	6.7%	7.7%	2.5%	1.4%	3.4%	4.5%
Linkage to non-Bank expertise	4.3%	0.0%	0.0%	0.0%	7.7%	7.5%	2.1%	0.0%	9.1%
Strategy formulation	8.7%	11.0%	8.3%	26.7%	7.7%	5.0%	16.4%	10.3%	9.1%
Other	4.3%	0.0%	8.3%	0.0%	0.0%	0.0%	0.7%	0.0%	0.0%

*Significantly different between stakeholder groups

B. Overall Attitudes toward the World Bank (continued)

Which of the following do you identify as the World Bank's greatest WEAKNESSES in its work in Guinea? (Choose no more than TWO)

Percentage of Respondents (Responses Combined)	Office of President/Prime Minister/Minister	Employee of a Ministry/ Ministerial Dep/ Implementation Agency	PMU/Consultant/ Contractor on Bank project	Local Government	Bilateral/ Multilateral Agency	Private Sector/ Financial Sector/ Private Bank	CSO	Media	Other
Imposing technocratic solutions without regard to political realities*	16.7%	21.6%	15.4%	60.0%	7.7%	30.8%	17.4%	27.6%	50.0%
Not exploring alternative policy options	8.3%	9.5%	0.0%	6.7%	7.7%	2.6%	4.9%	3.4%	18.2%
Too bureaucratic in its operational policies and procedures	33.3%	23.0%	46.2%	33.3%	30.8%	17.9%	24.3%	17.2%	13.6%
Staff too inaccessible	8.3%	5.4%	15.4%	6.7%	0.0%	7.7%	11.1%	10.3%	0.0%
Arrogant in its approach*	4.2%	0.0%	0.0%	13.3%	7.7%	2.6%	0.7%	0.0%	4.5%
Not client focused	0.0%	2.7%	0.0%	6.7%	0.0%	2.6%	2.1%	0.0%	4.5%
The credibility of its knowledge/data	0.0%	0.0%	0.0%	0.0%	0.0%	0.0%	0.0%	0.0%	0.0%
Not willing to honestly criticize policies and reform efforts in the country	4.2%	8.1%	7.7%	13.3%	15.4%	12.8%	20.1%	31.0%	9.1%
Its advice and strategies do not lend themselves to practical problem solving	12.5%	4.1%	7.7%	0.0%	23.1%	5.1%	4.2%	3.4%	4.5%
Too influenced by developed countries	25.0%	24.3%	0.0%	13.3%	7.7%	23.1%	19.4%	31.0%	18.2%
Not enough public disclosure of its work	20.8%	12.2%	7.7%	13.3%	15.4%	23.1%	13.9%	17.2%	13.6%
World Bank processes too slow and complex	29.2%	32.4%	38.5%	20.0%	23.1%	25.6%	21.5%	27.6%	27.3%
Not aligned with country priorities	8.3%	4.1%	0.0%	0.0%	7.7%	0.0%	4.2%	3.4%	4.5%
Not aligned with other donors' work*	0.0%	0.0%	0.0%	0.0%	15.4%	0.0%	0.7%	0.0%	0.0%
Not collaborating enough with non-state actors*	0.0%	8.1%	23.1%	0.0%	7.7%	23.1%	27.1%	13.8%	13.6%
Not adequately sensitive to political/social realities in Guinea	16.7%	9.5%	15.4%	0.0%	0.0%	5.1%	9.7%	0.0%	4.5%
Not focused enough on issues that are unique to fragile countries	4.2%	13.5%	15.4%	6.7%	0.0%	5.1%	11.8%	3.4%	9.1%
Inadequate number of World Bank staff members located in the country	4.2%	8.1%	7.7%	6.7%	7.7%	2.6%	4.2%	0.0%	0.0%
Other	0.0%	2.7%	0.0%	0.0%	15.4%	0.0%	2.8%	3.4%	0.0%

*Significantly different between stakeholder groups

Which World Bank instruments do you believe are the MOST effective in reducing poverty in Guinea? (Choose no more than TWO)

Percentage of Respondents (Responses Combined)	Office of President/Prime Minister/Minister	Employee of a Ministry/ Ministerial Dep/ Implementation Agency	PMU/Consultant/ Contractor on Bank project	Local Government	Bilateral/ Multilateral Agency	Private Sector/ Financial Sector/ Private Bank	CSO	Media	Other
Capacity development	54.2%	44.6%	69.2%	80.0%	23.1%	53.7%	59.2%	51.7%	63.6%
Policy based lending / budget support to the Government	45.8%	39.2%	30.8%	40.0%	46.2%	17.1%	34.0%	20.7%	22.7%
Knowledge products/services	0.0%	1.4%	7.7%	0.0%	7.7%	7.3%	2.7%	0.0%	4.5%
Investment lending	54.2%	60.8%	38.5%	46.7%	61.5%	65.9%	54.4%	62.1%	59.1%
Technical assistance	16.7%	16.2%	7.7%	26.7%	7.7%	17.1%	20.4%	13.8%	13.6%
Trust Fund management	0.0%	4.1%	0.0%	0.0%	7.7%	0.0%	2.7%	0.0%	0.0%
Co-financing arrangements	4.2%	9.5%	15.4%	0.0%	15.4%	9.8%	6.8%	10.3%	4.5%
Sector-wide approaches	16.7%	10.8%	7.7%	6.7%	30.8%	12.2%	8.8%	13.8%	9.1%
Emergency Recovery lending*	4.2%	6.8%	0.0%	0.0%	0.0%	2.4%	2.0%	17.2%	9.1%
Other	0.0%	0.0%	7.7%	0.0%	0.0%	0.0%	2.0%	0.0%	0.0%
Don't know	0.0%	2.7%	0.0%	0.0%	0.0%	4.9%	2.0%	6.9%	0.0%

*Significantly different between stakeholder groups

B. Overall Attitudes toward the World Bank (continued)

	Which of the following best describes your current position?																										
	Office of President/Prime Minister/Minister			Employee of a Ministry/ Ministerial Dep/ Implementation Agency			PMU/Consultant/ Contractor on Bank project			Local Government			Bilateral/ Multilateral Agency			Private Sector/ Financial Sector/ Private Bank			CSO			Media			Other		
	N	Mean	SD	N	Mean	SD	N	Mean	SD	N	Mean	SD	N	Mean	SD	N	Mean	SD	N	Mean	SD	N	Mean	SD	N	Mean	SD
To what extent do you believe the World Bank SHOULD seek to influence the global development agenda as related to "global public goods?"	23	8.09	2.27	63	8.40	1.89	10	8.40	2.12	9	8.22	1.39	13	6.54	2.33	32	7.50	2.38	120	8.17	2.09	23	7.96	2.34	15	7.33	2.47

(1-To no degree at all, 10-To a very significant degree)

In addition to the regular relations with the national government as its main interlocutor, which TWO of the following groups should the World Bank collaborate with more in your country to ensure better development results there? (Choose no more than TWO)

Percentage of Respondents (Responses Combined)	Office of President/Prime Minister/Minister	Employee of a Ministry/ Ministerial Dep/ Implementation Agency	PMU/Consultant/ Contractor on Bank project	Local Government	Bilateral/ Multilateral Agency	Private Sector/ Financial Sector/ Private Bank	CSO	Media	Other
NGOs*	20.8%	37.0%	46.2%	33.3%	30.8%	34.1%	76.4%	41.4%	33.3%
Local Government	41.7%	27.4%	15.4%	33.3%	23.1%	12.2%	17.6%	20.7%	14.3%
Beneficiaries	37.5%	35.6%	30.8%	26.7%	30.8%	24.4%	18.9%	31.0%	38.1%
Private sector*	33.3%	23.3%	38.5%	26.7%	53.8%	80.5%	15.5%	41.4%	33.3%
Community Based Organizations*	16.7%	28.8%	30.8%	33.3%	15.4%	9.8%	35.8%	13.8%	52.4%
Donor community*	29.2%	11.0%	15.4%	13.3%	7.7%	4.9%	6.8%	3.4%	9.5%
Foundations	0.0%	0.0%	0.0%	0.0%	0.0%	0.0%	2.0%	0.0%	4.8%
Academia/think tanks/research institutes	8.3%	9.6%	0.0%	13.3%	0.0%	9.8%	7.4%	3.4%	9.5%
Parliament	4.2%	5.5%	15.4%	6.7%	0.0%	2.4%	4.7%	0.0%	4.8%
Media*	0.0%	6.8%	0.0%	0.0%	0.0%	0.0%	4.7%	44.8%	0.0%
Faith based organizations	0.0%	0.0%	0.0%	6.7%	0.0%	0.0%	2.0%	0.0%	0.0%
UN and regional peace keeping forces	0.0%	0.0%	0.0%	0.0%	0.0%	7.3%	1.4%	0.0%	0.0%
Emerging donors	0.0%	0.0%	0.0%	0.0%	7.7%	0.0%	2.0%	0.0%	0.0%
UN agencies*	0.0%	8.2%	15.4%	6.7%	30.8%	7.3%	4.1%	0.0%	0.0%
Regional organizations	4.2%	4.1%	0.0%	0.0%	0.0%	0.0%	0.0%	0.0%	0.0%
Other	0.0%	1.4%	0.0%	0.0%	0.0%	2.4%	0.7%	0.0%	0.0%

*Significantly different between stakeholder groups

To what extent do you agree with the following statements about the World Bank's work in Guinea, on a ten point scale? (1-Strongly disagree, 10-Strongly agree)

	Which of the following best describes your current position?																										
	Office of President/Prime Minister/Minister			Employee of a Ministry/ Ministerial Dep/ Implementation Agency			PMU/Consultant/ Contractor on Bank project			Local Government			Bilateral/ Multilateral Agency			Private Sector/ Financial Sector/ Private Bank			CSO			Media			Other		
	N	Mean	SD	N	Mean	SD	N	Mean	SD	N	Mean	SD	N	Mean	SD	N	Mean	SD	N	Mean	SD	N	Mean	SD	N	Mean	SD
Overall the World Bank currently plays a relevant role in development in Guinea	23	7.35	2.29	68	7.79	2.31	11	7.27	1.85	14	7.43	2.53	13	7.54	1.94	38	7.21	2.30	128	7.56	2.31	23	7.30	2.18	20	7.25	2.55
The World Bank's work is aligned with what I consider the development priorities for Guinea	20	7.35	1.79	64	7.34	2.34	12	6.25	2.45	11	7.36	2.38	13	7.54	1.94	33	6.06	2.75	123	7.20	2.40	23	6.30	2.62	20	6.90	2.53
The World Bank supports programs and strategies that are realistic for Guinea	20	7.00	2.20	68	7.75	2.13	11	7.36	2.20	13	7.62	2.10	13	7.00	1.87	33	6.88	2.53	125	7.48	2.26	21	7.33	2.56	19	6.79	2.59
The World Bank treats clients and stakeholders in Guinea with respect	18	6.83	2.33	55	7.71	2.18	10	6.60	2.41	10	7.20	2.25	11	7.64	2.01	28	7.00	2.21	98	7.38	2.34	19	8.21	1.69	14	7.36	2.21

B. Overall Attitudes toward the World Bank (continued)

To what extent is the World Bank an effective development partner in Guinea, in terms of each of the following? (1-To no degree at all, 10-To a very significant degree)

	Which of the following best describes your current position?																										
	Office of President/Prime Minister/Minister			Employee of a Ministry/ Ministerial Dep/ Implementation Agency			PMU/Consultant/ Contractor on Bank project			Local Government			Bilateral/ Multilateral Agency			Private Sector/ Financial Sector/ Private Bank			CSO			Media			Other		
	N	Mean	SD	N	Mean	SD	N	Mean	SD	N	Mean	SD	N	Mean	SD	N	Mean	SD	N	Mean	SD	N	Mean	SD	N	Mean	SD
Responsiveness	18	5.78	2.29	50	5.68	2.06	9	5.67	2.18	9	6.22	2.77	11	6.09	1.58	25	5.16	1.89	90	6.30	2.30	18	4.67	2.25	10	4.80	2.44
Flexibility (in terms of the institution's products and	18	5.22	1.73	55	6.25	2.35	10	5.40	2.76	9	6.67	2.24	9	5.67	1.80	25	5.24	2.09	92	6.21	2.35	20	5.90	2.10	10	5.90	2.23
Flexibility (in terms of changing country circumstances)	19	5.74	2.23	56	6.32	2.39	9	5.89	2.15	9	7.67	1.80	10	5.40	1.35	26	5.42	2.10	101	6.64	2.40	20	6.25	2.49	11	6.09	2.39
Being inclusive	15	5.67	2.55	48	6.60	2.22	9	6.11	1.90	8	6.63	1.92	8	6.88	.99	25	5.96	2.17	86	6.94	2.02	17	5.71	2.14	11	5.91	2.55
Openness	18	6.61	2.06	54	6.96	2.25	10	5.30	2.16	8	7.13	2.42	11	7.09	1.58	28	5.57	2.28	94	6.95	2.22	18	6.94	2.36	12	6.75	3.08
Staff accessibility	20	6.45	2.37	51	6.51	2.42	10	5.10	2.02	8	5.50	2.88	11	6.82	1.47	25	5.36	2.18	89	5.76	2.68	19	5.53	2.52	12	6.83	2.29
Straightforwardness and honesty	17	7.29	2.26	49	8.24	1.59	11	7.00	2.72	8	7.88	2.30	10	7.00	1.05	24	6.58	2.41	94	7.38	2.22	15	7.07	2.31	12	6.75	3.33
Collaboration with groups outside of the Government	19	6.16	2.41	54	6.87	2.38	8	6.25	3.01	9	7.44	2.70	13	6.23	1.88	32	5.50	2.46	121	6.50	2.86	22	5.91	3.07	17	6.88	2.60
Collaboration with the Government*	22	8.14	1.86	59	8.61	1.56	11	7.64	2.77	10	8.30	1.34	13	7.92	1.32	33	7.79	1.87	109	8.17	1.63	21	6.86	2.71	16	7.69	2.52
Collaboration with other donors	15	7.47	2.61	45	7.60	2.02	10	8.20	1.99	8	6.75	2.19	11	7.00	1.79	24	7.21	2.32	89	7.76	2.14	16	7.75	2.65	9	7.67	2.55
Follow through over time	18	7.44	2.15	46	7.80	2.24	7	7.43	1.90	6	7.17	2.40	10	7.60	1.17	20	7.30	2.25	88	7.92	2.04	15	7.80	1.97	13	8.31	1.44

*Significantly different between stakeholder groups

When World Bank assisted reform efforts fail or are slow to take place, which THREE of the following would you attribute this to? (Choose no more than THREE)

Percentage of Respondents (Responses Combined)	Office of President/Prime Minister/Minister	Employee of a Ministry/Ministerial Dep/Implementation Agency	PMU/Consultant/Contractor on Bank project	Local Government	Bilateral/Multilateral Agency	Private Sector/Financial Sector/Private Bank	CSO	Media	Other
The World Bank works too slowly	33.3%	27.0%	46.2%	33.3%	30.8%	28.6%	35.8%	31.0%	45.5%
The Government works inefficiently	37.5%	36.5%	61.5%	53.3%	53.8%	42.9%	52.0%	51.7%	50.0%
There is not an adequate level of citizen/civil society participation*	33.3%	51.4%	38.5%	33.3%	30.8%	42.9%	61.5%	31.0%	59.1%
Poor donor coordination	8.3%	6.8%	7.7%	6.7%	30.8%	7.1%	5.4%	6.9%	18.2%
The World Bank does not do adequate follow through/follow-up	8.3%	12.2%	15.4%	13.3%	15.4%	21.4%	12.8%	27.6%	13.6%
Lack of/inadequate levels of capacity in Government*	33.3%	27.0%	15.4%	26.7%	30.8%	35.7%	18.2%	31.0%	0.0%
Political pressures and obstacles	37.5%	43.2%	15.4%	46.7%	23.1%	35.7%	31.1%	37.9%	40.9%
Reforms are not well thought out in light of country challenges*	20.8%	4.1%	15.4%	0.0%	38.5%	14.3%	8.1%	6.9%	9.1%
The World Bank is not sensitive enough to political/social realities on the ground	29.2%	25.7%	23.1%	20.0%	15.4%	11.9%	18.9%	17.2%	27.3%
Ongoing conflict and instability	16.7%	31.1%	15.4%	33.3%	23.1%	21.4%	25.0%	37.9%	13.6%
Inadequate funding	29.2%	24.3%	23.1%	20.0%	0.0%	23.8%	20.3%	13.8%	9.1%
Other	0.0%	0.0%	0.0%	0.0%	0.0%	2.4%	0.7%	0.0%	0.0%

*Significantly different between stakeholder groups

C. World Bank Effectiveness and Results

How effective do you believe the World Bank is in terms of the work it does in the following areas of development in Guinea, on a ten point scale? (1-Not effective at all, 10-Very effective)

	Which of the following best describes your current position?																										
	Office of President/Prime Minister/Minister			Employee of a Ministry/ Ministerial Dep/ Implementation Agency			PMU/Consultant/ Contractor on Bank project			Local Government			Bilateral/ Multilateral Agency			Private Sector/ Financial Sector/ Private Bank			CSO			Media			Other		
	N	Mean	SD	N	Mean	SD	N	Mean	SD	N	Mean	SD	N	Mean	SD	N	Mean	SD	N	Mean	SD	N	Mean	SD	N	Mean	SD
Anti corruption	19	5.63	2.69	52	5.90	2.77	9	4.89	2.15	14	5.64	2.82	8	6.13	2.17	32	4.97	2.46	107	5.81	2.73	24	4.96	2.87	17	6.82	2.79
Information and communications technology*	17	4.82	2.40	46	6.33	2.43	9	5.00	2.60	12	5.83	2.59	6	5.83	1.72	29	5.14	2.26	98	6.02	2.49	24	4.33	2.55	13	5.77	2.55
Transport	19	5.89	2.23	62	7.06	2.26	11	5.55	2.77	14	5.79	3.14	9	6.11	1.96	31	5.65	2.21	105	6.34	2.56	25	5.88	2.39	17	5.88	2.67
Crime and violence	13	2.92	1.71	41	4.54	2.59	9	2.56	1.42	11	4.09	1.92	5	4.40	1.95	23	3.96	2.06	86	4.35	2.79	20	3.60	2.37	11	4.91	3.05
Regional conflict and tensions	14	4.00	2.42	42	5.31	2.42	8	3.38	2.50	11	4.18	2.71	5	5.20	2.28	24	3.92	2.39	88	4.73	2.43	19	3.79	2.39	14	5.43	2.82
Law and justice	14	4.64	1.98	49	5.53	2.60	9	4.22	1.92	11	4.91	2.95	7	5.14	1.46	28	4.36	2.18	92	5.52	2.70	18	5.11	2.70	14	5.43	2.71
Urban development	21	5.81	1.86	59	7.05	2.40	11	6.00	1.61	14	5.86	2.35	10	6.70	1.34	31	5.45	1.84	105	6.62	2.42	23	5.83	2.50	15	6.87	2.75
Environmental sustainability	18	5.22	2.18	55	6.64	2.33	9	5.78	1.20	11	6.91	2.84	8	5.75	1.49	25	5.32	2.23	98	6.05	2.37	21	5.52	2.64	12	5.25	3.25
Regulatory framework	16	5.38	2.47	42	6.81	2.27	9	6.56	1.88	8	5.00	2.78	9	6.44	1.81	25	5.68	2.10	86	6.23	2.25	19	5.37	2.52	10	6.10	2.77
Basic infrastructure*	19	7.32	1.63	67	7.27	2.12	11	7.18	1.99	14	6.14	2.21	8	6.88	1.36	31	5.77	2.29	114	7.46	2.25	25	6.64	2.51	15	7.60	2.35
Communicable/non-communicable diseases	19	7.32	1.86	57	7.14	2.16	11	7.18	2.36	13	6.77	2.39	8	6.63	1.69	27	6.56	2.34	103	6.73	2.55	20	5.60	2.80	12	7.25	2.18
Poverty reduction	21	7.00	1.82	67	7.03	2.09	11	7.09	2.02	15	7.53	2.23	11	7.00	1.26	36	6.00	2.52	123	7.26	2.22	26	6.50	2.53	15	6.67	2.77
Gender	15	4.47	2.17	48	5.65	2.41	10	5.20	1.62	12	5.42	2.61	7	5.57	1.72	25	4.76	1.90	88	5.52	2.43	20	5.50	2.87	10	4.70	2.83
Domestic private sector development	16	5.19	2.17	58	5.47	2.54	10	5.60	1.96	9	5.89	2.09	8	5.88	1.81	33	5.03	2.47	101	5.58	2.61	23	5.57	2.84	15	6.00	3.05
Foreign direct investment	12	5.25	1.96	45	6.29	2.49	7	5.57	2.30	11	5.64	2.29	6	6.00	2.45	25	5.72	1.88	85	5.66	2.42	21	5.48	2.93	13	6.31	3.09
Local governance and institutions*	16	6.25	2.29	60	7.25	1.98	9	5.78	2.39	12	6.67	2.27	7	6.43	1.81	28	5.07	2.07	104	6.51	2.46	25	6.76	2.63	17	6.88	2.62
Water and sanitation	19	6.95	1.61	58	6.72	2.33	10	5.20	2.35	14	7.00	2.15	10	6.90	1.20	33	5.91	2.05	113	6.68	2.40	25	6.20	2.58	17	6.76	2.56
Trade and exports	12	4.83	2.44	42	5.38	2.40	8	3.75	1.58	9	5.22	2.91	7	5.71	1.50	25	4.40	1.94	81	5.07	2.50	17	4.65	2.67	10	6.00	2.71
Economic growth and Energy	15	5.93	2.05	62	6.92	2.29	8	5.13	.83	11	6.18	2.79	10	6.70	1.64	31	5.45	2.08	98	6.57	2.35	18	6.00	2.68	14	6.14	2.85
Disaster management	16	6.19	2.32	60	6.47	2.29	10	4.60	2.12	13	7.15	2.64	8	6.25	1.98	29	5.10	2.16	109	6.06	2.75	23	6.26	2.51	16	5.75	2.29
Public sector governance/ reform	15	4.47	3.04	45	5.87	2.80	9	3.78	1.72	14	6.29	2.92	7	5.43	2.23	21	3.86	2.15	86	5.33	2.72	15	4.80	2.93	10	5.80	2.86
Job creation/employment*	21	7.14	2.13	59	7.31	2.07	10	4.90	1.79	9	6.78	2.17	11	7.27	1.49	34	6.38	2.24	120	6.77	2.46	22	5.86	2.53	15	6.87	2.77
Social cohesion	14	5.00	2.08	58	6.03	2.46	10	4.10	1.52	10	5.80	2.53	8	5.13	1.89	31	4.10	2.10	98	5.14	2.66	19	4.47	2.48	15	5.67	2.87
Financial markets	12	4.08	2.15	49	5.55	2.28	9	3.56	1.88	9	4.78	3.07	7	5.14	1.57	26	4.00	2.67	91	4.90	2.42	16	4.19	2.10	12	5.75	2.60
Equality of opportunity	10	5.30	2.58	45	5.98	2.58	8	4.75	1.98	8	5.63	2.77	7	5.14	1.95	22	5.27	2.53	86	6.26	2.34	20	5.20	2.82	11	6.73	3.13
Health	13	4.77	2.45	48	5.46	2.68	8	4.13	1.96	9	4.33	1.73	7	6.29	2.87	24	4.21	2.45	90	5.43	2.32	20	5.10	2.51	12	6.17	3.04
Rural development*	18	7.56	1.76	58	7.52	2.12	11	6.55	1.92	13	7.85	2.19	9	7.00	1.66	34	6.59	1.94	111	7.05	2.19	25	6.20	2.72	16	7.38	1.93
Global/regional integration	20	6.45	2.14	63	7.27	2.18	12	6.50	1.98	13	7.85	1.86	10	5.60	2.07	34	5.68	2.13	117	6.94	2.37	23	6.87	2.10	16	6.88	2.47
Food security	11	5.55	2.50	44	6.61	2.52	9	4.56	2.24	9	6.00	3.04	4	6.25	2.22	26	5.50	2.23	90	6.37	2.40	16	5.63	2.73	12	7.08	2.71
Education	19	6.95	1.75	58	7.02	2.43	10	5.90	2.51	13	7.23	2.28	8	6.50	1.60	31	5.55	2.49	107	6.52	2.50	24	6.13	3.08	14	7.14	2.41
Security/stabilization/ reconstruction	21	7.29	1.79	61	7.82	1.85	13	6.77	2.01	14	7.93	2.13	10	7.80	1.40	34	6.82	2.39	120	7.23	2.18	25	6.32	2.66	19	7.26	2.45
Social protection*	17	5.53	1.91	48	6.13	2.80	9	5.22	1.20	13	6.38	3.20	7	5.71	1.80	28	5.29	2.49	93	6.26	2.44	18	4.94	2.48	14	6.29	2.20
Climate change	11	3.73	2.10	41	5.51	2.62	8	3.63	1.51	9	4.89	3.10	6	5.67	2.42	25	3.64	1.87	87	5.10	2.69	20	4.55	2.70	14	5.93	2.95
Agricultural development	14	4.86	2.57	44	6.05	2.44	7	4.71	.49	11	5.82	2.64	7	4.71	1.80	25	4.48	2.02	93	5.19	2.40	18	4.39	3.05	14	5.50	2.88
Natural resource management*	21	6.00	2.10	63	7.27	2.32	9	6.00	1.73	13	7.31	2.43	9	6.22	1.99	31	5.77	2.38	121	6.83	2.43	22	5.86	2.82	15	6.80	2.18
	15	6.20	2.14	48	6.29	2.30	9	4.44	2.01	7	3.86	2.41	9	6.78	1.79	27	5.41	2.62	95	6.02	2.55	18	4.28	2.80	15	5.47	2.80

*Significantly different between stakeholder groups

C. World Bank Effectiveness and Results (continued)

	Which of the following best describes your current position?																										
	Office of President/Prime Minister/Minister			Employee of a Ministry/ Ministerial Dep/ Implementation Agency			PMU/Consultant/ Contractor on Bank project			Local Government			Bilateral/ Multilateral Agency			Private Sector/ Financial Sector/ Private Bank			CSO			Media			Other		
	N	Mean	SD	N	Mean	SD	N	Mean	SD	N	Mean	SD	N	Mean	SD	N	Mean	SD	N	Mean	SD	N	Mean	SD	N	Mean	SD
To what extent does the World Bank's work help to achieve development results in Guinea?	20	6.55	1.85	68	6.91	2.12	10	6.10	1.66	13	7.08	1.98	13	6.69	1.25	35	5.89	2.11	131	6.93	2.38	27	6.15	2.27	21	6.90	2.64

(1-To no degree at all, 10-To a very significant degree)

	Which of the following best describes your current position?																										
	Office of President/Prime Minister/Minister			Employee of a Ministry/ Ministerial Dep/ Implementation Agency			PMU/Consultant/ Contractor on Bank project			Local Government			Bilateral/ Multilateral Agency			Private Sector/ Financial Sector/ Private Bank			CSO			Media			Other		
	N	Mean	SD	N	Mean	SD	N	Mean	SD	N	Mean	SD	N	Mean	SD	N	Mean	SD	N	Mean	SD	N	Mean	SD	N	Mean	SD
To what extent does the World Bank help to build/strengthen existing country systems in Guinea?	18	7.22	1.66	60	6.93	1.96	9	6.22	1.64	10	6.90	1.91	13	7.08	1.32	31	6.45	2.26	120	6.61	2.51	28	6.46	2.28	20	7.15	2.54

(1-To no degree at all, 10-To a very significant degree)

To what extent do you agree with the following statements about the World Bank in Guinea, on a ten point scale? (1-Strongly disagree, 10-Strongly agree)

	Which of the following best describes your current position?																										
	Office of President/Prime Minister/Minister			Employee of a Ministry/ Ministerial Dep/ Implementation Agency			PMU/Consultant/ Contractor on Bank project			Local Government			Bilateral/ Multilateral Agency			Private Sector/ Financial Sector/ Private Bank			CSO			Media			Other		
	N	Mean	SD	N	Mean	SD	N	Mean	SD	N	Mean	SD	N	Mean	SD	N	Mean	SD	N	Mean	SD	N	Mean	SD	N	Mean	SD
The World Bank's financial instruments meet the needs of Guinea	16	7.31	2.21	56	6.86	2.11	10	6.90	2.13	11	6.91	2.66	11	6.73	1.74	28	5.71	1.76	118	6.59	2.54	26	6.54	2.35	18	7.06	2.39
The World Bank meets Guinea's needs for knowledge services	18	6.83	2.31	51	6.24	2.53	8	5.13	1.36	11	7.27	2.69	11	6.00	2.37	29	5.86	2.20	117	6.46	2.57	25	5.96	2.49	18	5.67	2.63

D. The World Bank's Knowledge

How frequently do you consult World Bank knowledge work and activities in the work you do?*

Percentage of Respondents	Office of President/Prime Minister/Minister	Employee of a Ministry/ Ministerial Dep/ Implementation Agency	PMU/Consultant/ Contractor on Bank project	Local Government	Bilateral/ Multilateral Agency	Private Sector/ Financial Sector/ Private Bank	CSO	Media	Other
Weekly	0.0%	4.2%	7.7%	6.7%	0.0%	0.0%	1.4%	17.2%	4.5%
Monthly	20.8%	12.7%	30.8%	13.3%	15.4%	14.3%	11.0%	24.1%	27.3%
A few times a year	45.8%	31.0%	46.2%	33.3%	61.5%	26.2%	32.9%	31.0%	18.2%
Rarely	33.3%	40.8%	7.7%	33.3%	23.1%	38.1%	41.1%	27.6%	27.3%
Never	0.0%	11.3%	7.7%	13.3%	0.0%	21.4%	13.7%	0.0%	22.7%

*Significantly different between stakeholder groups

D. The World Bank's Knowledge (continued)

When thinking about the development challenges in Guinea, where do you believe it would be most valuable for the World Bank to focus its knowledge work and activities in the next few years?
(Choose no more than THREE)

Percentage of Respondents (Responses Combined)	Office of President/Prime Minister/Minister	Employee of a Ministry/ Ministerial Dep/ Implementation Agency	PMU/Consultant/ Contractor on Bank project	Local Government	Bilateral/ Multilateral Agency	Private Sector/ Financial Sector/ Private Bank	CSO	Media	Other
Public sector governance/ reform	54.2%	50.7%	61.5%	86.7%	53.8%	54.8%	54.7%	51.7%	72.7%
Gender*	0.0%	0.0%	0.0%	13.3%	0.0%	0.0%	1.4%	0.0%	0.0%
Social cohesion	4.2%	5.5%	0.0%	6.7%	0.0%	4.8%	7.4%	6.9%	4.5%
Domestic private sector development*	37.5%	11.0%	23.1%	20.0%	30.8%	42.9%	20.3%	41.4%	22.7%
Foreign direct investment	8.3%	2.7%	7.7%	0.0%	7.7%	0.0%	2.7%	0.0%	9.1%
Water and sanitation	4.2%	12.3%	23.1%	13.3%	0.0%	9.5%	12.2%	17.2%	22.7%
Trade and exports	0.0%	0.0%	0.0%	0.0%	7.7%	0.0%	0.7%	0.0%	0.0%
Energy	33.3%	50.7%	38.5%	20.0%	46.2%	50.0%	36.5%	41.4%	36.4%
Regional conflict and tensions	0.0%	0.0%	0.0%	0.0%	0.0%	0.0%	3.4%	0.0%	0.0%
Disaster management	0.0%	1.4%	0.0%	0.0%	0.0%	0.0%	0.0%	0.0%	0.0%
Social protection	0.0%	0.0%	0.0%	0.0%	0.0%	0.0%	2.0%	0.0%	0.0%
Climate change	0.0%	1.4%	0.0%	0.0%	0.0%	2.4%	2.0%	3.4%	0.0%
Poverty reduction	16.7%	20.5%	23.1%	26.7%	0.0%	21.4%	25.7%	27.6%	18.2%
Law and justice	4.2%	6.8%	0.0%	13.3%	7.7%	16.7%	10.8%	13.8%	9.1%
Security/stabilization/reconstruction	4.2%	0.0%	7.7%	6.7%	0.0%	0.0%	0.7%	3.4%	4.5%
Anti corruption	12.5%	5.5%	7.7%	0.0%	0.0%	7.1%	8.8%	10.3%	9.1%
Financial markets	0.0%	0.0%	0.0%	0.0%	0.0%	0.0%	0.0%	0.0%	0.0%
Equality of opportunity	0.0%	0.0%	0.0%	0.0%	0.0%	0.0%	0.7%	0.0%	0.0%
Urban development	0.0%	1.4%	7.7%	0.0%	0.0%	2.4%	1.4%	0.0%	0.0%
Education	25.0%	30.1%	30.8%	13.3%	61.5%	40.5%	27.0%	17.2%	31.8%
Crime and violence	0.0%	1.4%	7.7%	0.0%	0.0%	0.0%	0.7%	0.0%	0.0%
Global/regional integration	0.0%	0.0%	0.0%	0.0%	0.0%	0.0%	0.0%	3.4%	0.0%
Information and communications technology*	12.5%	0.0%	0.0%	6.7%	0.0%	0.0%	2.0%	3.4%	0.0%
Local governance and institutions*	4.2%	1.4%	23.1%	0.0%	0.0%	0.0%	8.1%	3.4%	0.0%
Transport	12.5%	13.7%	7.7%	6.7%	15.4%	7.1%	8.8%	0.0%	4.5%
Agricultural development	8.3%	19.2%	0.0%	20.0%	15.4%	16.7%	18.9%	13.8%	9.1%
Natural resource management	8.3%	4.1%	0.0%	0.0%	0.0%	0.0%	3.4%	0.0%	0.0%
Job creation/employment	8.3%	11.0%	7.7%	0.0%	0.0%	4.8%	4.7%	6.9%	18.2%
Health*	12.5%	23.3%	0.0%	0.0%	15.4%	4.8%	7.4%	3.4%	4.5%
Economic growth and diversification	4.2%	2.7%	0.0%	0.0%	15.4%	2.4%	8.1%	6.9%	0.0%
Rural development*	8.3%	9.6%	7.7%	26.7%	7.7%	0.0%	4.7%	3.4%	4.5%
Food security	0.0%	1.4%	0.0%	0.0%	7.7%	0.0%	5.4%	3.4%	4.5%
Environmental sustainability	0.0%	1.4%	0.0%	0.0%	0.0%	0.0%	0.7%	6.9%	0.0%
Regulatory framework	0.0%	0.0%	0.0%	0.0%	0.0%	0.0%	0.0%	3.4%	0.0%
Basic infrastructure	16.7%	9.6%	15.4%	6.7%	7.7%	4.8%	6.8%	6.9%	0.0%
Communicable/non-communicable diseases	0.0%	0.0%	0.0%	0.0%	0.0%	0.0%	0.0%	0.0%	0.0%

*Significantly different between stakeholder groups

D. The World Bank's Knowledge (continued)**In Guinea, how effective do you believe the World Bank's knowledge work and activities are at: (1-Not effective at all, 10-Very effective)**

	Which of the following best describes your current position?																										
	Office of President/Prime Minister/Minister			Employee of a Ministry/ Ministerial Dep/ Implementation Agency			PMU/Consultant/ Contractor on Bank project			Local Government			Bilateral/ Multilateral Agency			Private Sector/ Financial Sector/ Private Bank			CSO			Media			Other		
	N	Mean	SD	N	Mean	SD	N	Mean	SD	N	Mean	SD	N	Mean	SD	N	Mean	SD	N	Mean	SD	N	Mean	SD	N	Mean	SD
Enhancing your knowledge and/or skills	18	6.72	2.22	53	6.79	2.38	11	6.27	1.42	11	6.64	2.62	13	6.00	1.68	34	6.38	2.23	118	6.43	2.57	27	6.74	2.26	19	6.42	2.27
Contributing to good policy making	20	7.20	1.15	56	6.96	2.06	10	6.60	1.43	11	7.27	2.45	13	6.92	1.50	28	6.57	1.99	100	6.73	2.31	27	6.70	2.41	19	5.79	2.70
Providing support for program implementation	19	6.95	1.47	63	7.75	1.91	11	7.00	1.34	12	8.33	2.02	11	6.82	1.47	29	7.03	1.86	119	7.25	2.30	27	7.07	2.22	19	6.89	2.08

In Guinea, to what extent do you believe that the World Bank's knowledge work and activities: (1-To no degree at all, 10-To a very significant degree)

	Which of the following best describes your current position?																										
	Office of President/Prime Minister/Minister			Employee of a Ministry/ Ministerial Dep/ Implementation Agency			PMU/Consultant/ Contractor on Bank project			Local Government			Bilateral/ Multilateral Agency			Private Sector/ Financial Sector/ Private Bank			CSO			Media			Other		
	N	Mean	SD	N	Mean	SD	N	Mean	SD	N	Mean	SD	N	Mean	SD	N	Mean	SD	N	Mean	SD	N	Mean	SD	N	Mean	SD
Are timely	20	8.00	2.20	57	7.33	2.29	9	6.11	1.45	12	7.58	2.31	10	6.40	2.37	31	6.52	2.34	96	7.25	2.18	24	7.33	2.30	17	7.47	2.65
Include appropriate level of stakeholder involvement during preparation	20	6.60	2.21	51	6.80	2.39	11	5.91	2.70	10	7.60	1.96	8	6.38	2.00	27	5.78	2.68	98	6.57	2.38	27	7.00	2.13	19	6.05	2.53
Are relevant to Guinea's development priorities	21	7.52	1.91	66	7.86	1.90	13	7.00	2.58	12	8.42	1.73	11	7.55	1.57	32	7.00	1.97	114	7.64	2.24	25	7.52	2.20	18	7.22	2.62
Provide feasible recommendations	20	6.90	2.38	58	7.67	2.06	11	7.18	1.99	10	8.20	1.69	9	6.78	2.17	30	6.73	1.68	103	7.34	2.01	25	7.36	1.98	16	6.25	2.67
Are source of relevant information on global good practices	20	7.50	1.88	56	7.98	2.08	11	6.82	2.60	11	8.00	2.00	9	7.44	1.74	30	7.40	1.87	106	7.50	2.14	24	7.50	2.13	16	7.56	2.28
Are accessible (well written and easy to understand)	19	6.63	2.01	51	7.45	1.95	9	6.33	2.18	12	7.50	2.43	9	6.56	2.01	29	6.07	2.03	97	6.55	2.48	23	7.04	2.34	17	6.94	2.49
Are useful in terms of the work you do	21	7.24	1.67	56	7.48	2.32	11	6.45	2.54	12	7.58	1.93	9	6.67	1.12	26	6.15	2.54	105	6.83	2.41	25	7.24	2.28	16	7.56	2.10
Are adequately disseminated	20	6.35	2.48	54	5.89	2.88	9	6.33	1.94	12	6.50	2.78	10	5.20	1.99	28	4.79	1.93	102	5.74	2.80	23	5.52	2.50	17	5.82	2.27
Are appropriately translated	19	6.37	2.34	50	6.20	2.88	9	4.89	1.54	12	7.58	1.83	9	5.78	1.86	28	5.50	2.03	96	5.95	2.78	20	6.65	2.30	15	5.93	2.66
Are adaptable to Guinea's specific development challenges and country circumstances	21	7.52	1.54	59	7.56	2.02	10	6.90	1.91	12	8.00	2.00	10	6.40	1.71	29	6.41	1.97	99	7.15	2.12	25	7.00	2.48	19	7.05	2.37

D. The World Bank's Knowledge (continued)

	Which of the following best describes your current position?																										
	Office of President/Prime Minister/Minister			Employee of a Ministry/ Ministerial Dep/ Implementation Agency			PMU/Consultant/ Contractor on Bank project			Local Government			Bilateral/ Multilateral Agency			Private Sector/ Financial Sector/ Private Bank			CSO			Media			Other		
	N	Mean	SD	N	Mean	SD	N	Mean	SD	N	Mean	SD	N	Mean	SD	N	Mean	SD	N	Mean	SD	N	Mean	SD	N	Mean	SD
Overall, how significant a contribution do you believe the World Bank's knowledge work and activities make to development results in your country?	22	7.73	1.98	69	7.96	1.97	11	7.00	1.95	14	8.21	1.63	9	6.78	2.11	34	7.09	1.82	119	7.75	2.14	27	7.44	2.14	18	7.22	2.62
Overall, how would you rate the technical quality of the World Bank's knowledge work and activities?	22	7.50	1.97	67	7.54	1.93	11	7.00	1.90	13	8.15	1.82	9	7.11	1.36	32	6.84	1.69	120	7.23	2.30	27	6.85	2.25	17	7.76	1.92

(1-Not significant at all, 10-Very significant; 1-Very low technical quality, 10-Very high technical quality)

E. Working with the World Bank

To what extent do you agree/disagree with the following statements, on a ten point scale? (1-Strongly disagree, 10-Strongly agree)

	Which of the following best describes your current position?																										
	Office of President/Prime Minister/Minister			Employee of a Ministry/ Ministerial Dep/ Implementation Agency			PMU/Consultant/ Contractor on Bank project			Local Government			Bilateral/ Multilateral Agency			Private Sector/ Financial Sector/ Private Bank			CSO			Media			Other		
	N	Mean	SD	N	Mean	SD	N	Mean	SD	N	Mean	SD	N	Mean	SD	N	Mean	SD	N	Mean	SD	N	Mean	SD	N	Mean	SD
The World Bank disburses funds promptly	16	4.50	2.80	54	3.96	2.79	11	3.73	2.28	11	3.36	1.75	10	4.40	.84	32	2.94	1.48	97	3.57	2.59	27	3.11	2.47	15	3.27	2.96
The World Bank effectively monitors and evaluates the projects and programs it supports	19	7.53	1.71	68	8.07	2.11	12	6.92	2.57	12	8.58	1.62	9	6.11	2.20	32	7.09	2.04	121	7.59	2.49	28	7.07	2.76	18	7.83	2.46
The World Bank's approvals and reviews are done in a timely fashion	18	7.33	1.61	60	7.60	2.16	10	5.80	2.30	11	8.36	1.75	9	7.00	1.50	26	7.08	2.06	101	7.11	2.49	22	6.64	2.90	15	7.53	2.20
The World Bank's "Safeguard Policy" requirements are reasonable	10	7.30	1.77	43	6.93	2.22	9	5.00	2.29	10	7.70	1.95	8	6.38	1.69	19	6.32	1.83	97	6.89	2.36	19	6.32	2.50	14	7.14	2.54
The World Bank imposes reasonable conditions on its lending	18	7.11	2.00	50	6.84	2.32	12	5.50	2.28	11	7.27	2.41	9	6.44	1.81	27	6.26	2.28	106	6.77	2.40	21	6.67	2.56	16	6.75	2.67
Working with the World Bank increases Guinea's institutional capacity	21	7.33	1.91	65	8.15	1.91	12	7.50	2.50	12	8.33	1.92	12	6.67	1.44	31	7.26	1.73	121	7.86	2.15	28	7.43	2.47	17	7.12	2.32
The World Bank ensures consistency and continuity through staff changes*	15	6.53	2.67	41	7.27	1.90	10	5.80	2.62	11	7.73	2.57	6	6.33	2.25	20	5.55	1.85	92	7.34	2.28	18	6.56	2.75	12	7.25	2.67
The World Bank's teams and visits are well coordinated	18	7.17	2.31	57	8.12	2.02	11	6.73	2.72	11	9.00	.89	8	6.88	1.96	23	7.13	1.60	102	7.58	2.19	23	7.78	2.76	15	7.53	2.64
Where country systems are adequate, the World Bank makes appropriate use of them	19	8.00	1.37	53	7.96	1.95	10	7.10	1.85	11	8.27	2.20	9	6.89	2.15	20	7.55	1.54	95	7.62	1.82	24	7.96	2.49	15	8.27	1.39
The World Bank provides effective implementation support	21	7.19	1.89	59	7.86	2.08	11	7.18	2.23	11	8.36	1.69	9	7.00	1.66	29	6.93	2.02	113	7.43	2.33	26	7.00	2.43	17	6.76	2.51

*Significantly different between stakeholder groups

E. Working with the World Bank (continued)

	Which of the following best describes your current position?																										
	Office of President/Prime Minister/Minister			Employee of a Ministry/ Ministerial Dep/ Implementation Agency			PMU/Consultant/ Contractor on Bank project			Local Government			Bilateral/ Multilateral Agency			Private Sector/ Financial Sector/ Private Bank			CSO			Media			Other		
	N	Mean	SD	N	Mean	SD	N	Mean	SD	N	Mean	SD	N	Mean	SD	N	Mean	SD	N	Mean	SD	N	Mean	SD	N	Mean	SD
To what extent do you believe the World Bank is adequately staffed in Guinea?	13	6.38	2.18	43	5.70	1.97	9	4.56	2.19	8	6.38	3.11	7	4.29	1.80	20	5.40	2.06	90	5.43	2.46	20	4.45	1.90	13	5.46	2.93

(1-To no degree at all, 10-To a very significant degree)

F. The Future Role of the World Bank in Guinea

	Which of the following best describes your current position?																										
	Office of President/Prime Minister/Minister			Employee of a Ministry/ Ministerial Dep/ Implementation Agency			PMU/Consultant/ Contractor on Bank project			Local Government			Bilateral/ Multilateral Agency			Private Sector/ Financial Sector/ Private Bank			CSO			Media			Other		
	N	Mean	SD	N	Mean	SD	N	Mean	SD	N	Mean	SD	N	Mean	SD	N	Mean	SD	N	Mean	SD	N	Mean	SD	N	Mean	SD
How significant a role do you believe the World Bank SHOULD play in Guinea's development in the near future?	23	9.00	.95	70	9.11	1.06	12	8.67	1.37	14	8.93	.83	13	8.85	.90	40	8.28	1.95	136	8.86	1.54	28	8.71	1.38	19	8.68	1.53

(1-Not a significant role at all, 10-Very significant role)

Which of the following SHOULD the World Bank do to make itself of greater value in Guinea? (Choose no more than TWO)

Percentage of Respondents (Responses Combined)	Office of President/Prime Minister/Minister	Employee of a Ministry/ Ministerial Dep/ Implementation Agency	PMU/Consultant/ Contractor on Bank project	Local Government	Bilateral/ Multilateral Agency	Private Sector/ Financial Sector/ Private Bank	CSO	Media	Other
Focus primarily on advocacy issues	12.5%	8.3%	9.1%	20.0%	0.0%	13.2%	16.5%	25.0%	15.0%
Improve the competitiveness of its financing compared to markets*	29.2%	31.9%	27.3%	60.0%	53.8%	15.8%	30.2%	10.7%	40.0%
Improve the quality of its experts as related to Guinea's specific challenges	33.3%	16.7%	27.3%	13.3%	7.7%	21.1%	17.3%	28.6%	20.0%
Reach out more to groups outside of government*	20.8%	33.3%	54.5%	33.3%	30.8%	52.6%	58.3%	50.0%	55.0%
Ensure greater selectivity in its work	0.0%	2.8%	0.0%	6.7%	0.0%	7.9%	1.4%	0.0%	10.0%
Reduce the complexity of obtaining World Bank financing	41.7%	45.8%	27.3%	26.7%	38.5%	34.2%	38.8%	46.4%	20.0%
Provide more adequate data/knowledge/statistics/figures on Guinea's economy	0.0%	4.2%	9.1%	13.3%	0.0%	15.8%	7.2%	7.1%	15.0%
Offer more innovative financial products*	25.0%	20.8%	9.1%	0.0%	23.1%	18.4%	9.4%	0.0%	5.0%
Offer more innovative knowledge services	8.3%	9.7%	0.0%	6.7%	7.7%	2.6%	2.9%	3.6%	0.0%
Work faster*	29.2%	6.9%	27.3%	13.3%	7.7%	10.5%	9.4%	25.0%	10.0%
Increase the level of World Bank staffing in Guinea's office	4.2%	11.1%	9.1%	6.7%	15.4%	2.6%	5.8%	3.6%	5.0%
Other	0.0%	4.2%	0.0%	0.0%	7.7%	2.6%	2.2%	0.0%	0.0%

*Significantly different between stakeholder groups

F. The Future Role of the World Bank in Guinea (continued)

Below is a list of development priorities in Guinea. Which THREE areas below would benefit most from the World Bank playing a leading role among international partners in Guinea? (Choose no more than THREE)

Percentage of Respondents (Responses Combined)	Office of President/Prime Minister/Minister	Employee of a Ministry/ Ministerial Dep/ Implementation Agency	PMU/Consultant/ Contractor on Bank project	Local Government	Bilateral/ Multilateral Agency	Private Sector/ Financial Sector/ Private Bank	CSO	Media	Other
Building capacity of state institutions	75.0%	60.8%	61.5%	73.3%	69.2%	53.7%	56.8%	48.3%	72.7%
Strengthening public financial management	62.5%	58.1%	38.5%	46.7%	61.5%	51.2%	41.2%	55.2%	40.9%
Strengthening conflict resolution mechanisms	0.0%	6.8%	7.7%	0.0%	0.0%	17.1%	9.5%	3.4%	18.2%
Increasing access to justice systems	16.7%	12.2%	7.7%	33.3%	15.4%	29.3%	21.6%	17.2%	18.2%
Strengthening security mechanisms	12.5%	6.8%	15.4%	6.7%	0.0%	9.8%	10.1%	10.3%	4.5%
Reducing violence	4.2%	4.1%	0.0%	0.0%	0.0%	0.0%	3.4%	0.0%	4.5%
Increasing access to basic services	58.3%	52.7%	53.8%	46.7%	53.8%	51.2%	43.2%	44.8%	36.4%
Building social safety nets	4.2%	5.4%	15.4%	6.7%	15.4%	12.2%	4.1%	6.9%	0.0%
Generating jobs	25.0%	32.4%	46.2%	33.3%	30.8%	26.8%	43.2%	31.0%	36.4%
Improving livelihoods	16.7%	31.1%	38.5%	6.7%	30.8%	14.6%	26.4%	24.1%	13.6%
Increasing cohesion	0.0%	2.7%	0.0%	6.7%	0.0%	2.4%	1.4%	0.0%	9.1%
Stimulating dialogue to promote peace and stability	12.5%	13.5%	15.4%	6.7%	7.7%	17.1%	23.6%	20.7%	27.3%

Below is a list of development priorities in Guinea. Which THREE areas below would benefit most from other donors in Guinea? (Choose no more than THREE)

Percentage of Respondents (Responses Combined)	Office of President/Prime Minister/Minister	Employee of a Ministry/ Ministerial Dep/ Implementation Agency	PMU/Consultant/ Contractor on Bank project	Local Government	Bilateral/ Multilateral Agency	Private Sector/ Financial Sector/ Private Bank	CSO	Media	Other
Building capacity of state institutions	21.7%	32.4%	33.3%	6.7%	25.0%	32.4%	30.0%	34.5%	15.0%
Strengthening public financial management	30.4%	25.4%	41.7%	20.0%	8.3%	20.6%	22.1%	34.5%	20.0%
Strengthening conflict resolution mechanisms	13.0%	19.7%	41.7%	20.0%	25.0%	14.7%	29.3%	17.2%	30.0%
Increasing access to justice systems	21.7%	26.8%	25.0%	26.7%	16.7%	35.3%	27.9%	17.2%	10.0%
Strengthening security mechanisms	21.7%	22.5%	8.3%	20.0%	8.3%	26.5%	14.3%	13.8%	30.0%
Reducing violence	8.7%	7.0%	0.0%	6.7%	8.3%	20.6%	11.4%	24.1%	10.0%
Increasing access to basic services	34.8%	28.2%	25.0%	26.7%	50.0%	23.5%	22.1%	10.3%	35.0%
Building social safety nets	13.0%	11.3%	8.3%	0.0%	8.3%	8.8%	7.1%	17.2%	5.0%
Generating jobs	39.1%	32.4%	41.7%	40.0%	50.0%	23.5%	27.9%	27.6%	35.0%
Improving livelihoods	34.8%	23.9%	16.7%	40.0%	0.0%	35.3%	26.4%	27.6%	25.0%
Increasing cohesion	4.3%	8.5%	16.7%	6.7%	25.0%	2.9%	8.6%	6.9%	10.0%
Stimulating dialogue to promote peace and stability	26.1%	35.2%	41.7%	26.7%	41.7%	41.2%	44.3%	31.0%	40.0%

G. Communication and Information Sharing

How do you get most of your information about economic and social development issues in Guinea? (Choose no more than TWO)

Percentage of Respondents (Responses Combined)	Office of President/Prime Minister/Minister	Employee of a Ministry/ Ministerial Dep/ Implementation Agency	PMU/Consultant/ Contractor on Bank project	Local Government	Bilateral/ Multilateral Agency	Private Sector/ Financial Sector/ Private Bank	CSO	Media	Other
Local newspapers	29.2%	40.3%	58.3%	66.7%	38.5%	47.5%	53.1%	44.4%	23.8%
International newspapers*	20.8%	8.3%	0.0%	0.0%	15.4%	12.5%	5.5%	22.2%	42.9%
Local radio	25.0%	37.5%	25.0%	60.0%	15.4%	22.5%	29.0%	37.0%	33.3%
International radio	20.8%	27.8%	25.0%	33.3%	7.7%	22.5%	26.2%	22.2%	28.6%
Local television*	20.8%	36.1%	25.0%	33.3%	30.8%	10.0%	25.5%	14.8%	4.8%
International television	8.3%	6.9%	0.0%	6.7%	0.0%	10.0%	12.4%	0.0%	14.3%
Periodicals	8.3%	4.2%	8.3%	0.0%	0.0%	5.0%	2.8%	0.0%	0.0%
Internet*	41.7%	27.8%	66.7%	0.0%	53.8%	55.0%	35.2%	48.1%	33.3%
Social media	4.2%	1.4%	0.0%	0.0%	0.0%	0.0%	2.1%	0.0%	0.0%
Blogs	0.0%	1.4%	0.0%	0.0%	0.0%	0.0%	0.0%	0.0%	0.0%
Mobile phones	0.0%	4.2%	0.0%	0.0%	0.0%	2.5%	1.4%	3.7%	4.8%
Instant messaging	4.2%	0.0%	0.0%	0.0%	0.0%	0.0%	2.1%	3.7%	0.0%
Other*	12.5%	0.0%	0.0%	0.0%	23.1%	7.5%	2.8%	3.7%	9.5%

*Significantly different between stakeholder groups

How would you prefer to receive information from the World Bank? (Choose no more than TWO)

Percentage of Respondents (Responses Combined)	Office of President/Prime Minister/Minister	Employee of a Ministry/ Ministerial Dep/ Implementation Agency	PMU/Consultant/ Contractor on Bank project	Local Government	Bilateral/ Multilateral Agency	Private Sector/ Financial Sector/ Private Bank	CSO	Media	Other
World Bank website	47.8%	40.5%	46.2%	33.3%	38.5%	42.9%	27.4%	31.0%	31.8%
Direct contact with World Bank	52.2%	37.8%	46.2%	33.3%	38.5%	45.2%	47.3%	41.4%	36.4%
e-newsletters	8.7%	1.4%	7.7%	0.0%	15.4%	11.9%	6.2%	6.9%	9.1%
Instant messaging*	0.0%	6.8%	0.0%	6.7%	15.4%	7.1%	4.8%	6.9%	27.3%
World Bank seminars/workshops/conferences*	43.5%	59.5%	38.5%	66.7%	15.4%	40.5%	63.0%	58.6%	45.5%
World Bank Public Information Center	8.7%	12.2%	15.4%	6.7%	0.0%	14.3%	11.6%	6.9%	4.5%
World Bank publications and other written materials*	26.1%	25.7%	23.1%	20.0%	76.9%	23.8%	27.4%	20.7%	27.3%
Mobile phones	0.0%	5.4%	15.4%	13.3%	0.0%	4.8%	4.1%	13.8%	13.6%
Social media	8.7%	2.7%	0.0%	0.0%	0.0%	2.4%	2.1%	6.9%	0.0%
Blogs*	0.0%	0.0%	0.0%	6.7%	0.0%	0.0%	0.0%	0.0%	0.0%
Other	4.3%	1.4%	0.0%	0.0%	0.0%	2.4%	0.7%	3.4%	0.0%

*Significantly different between stakeholder groups

Are you aware of the World Bank's Access to Information Policy under which the Bank will now disclose any information in its possession that is not on a list of exceptions?

Percentage of Respondents	Office of President/Prime Minister/Minister	Employee of a Ministry/ Ministerial Dep/ Implementation Agency	PMU/Consultant/ Contractor on Bank project	Local Government	Bilateral/ Multilateral Agency	Private Sector/ Financial Sector/ Private Bank	CSO	Media	Other
Yes	21.7%	8.2%	15.4%	6.7%	25.0%	9.8%	10.3%	14.3%	18.2%
No	78.3%	91.8%	84.6%	93.3%	75.0%	90.2%	89.7%	85.7%	81.8%

Have you requested information from the World Bank on its activities in the past year?*

Percentage of Respondents	Office of President/Prime Minister/Minister	Employee of a Ministry/ Ministerial Dep/ Implementation Agency	PMU/Consultant/ Contractor on Bank project	Local Government	Bilateral/ Multilateral Agency	Private Sector/ Financial Sector/ Private Bank	CSO	Media	Other
Yes	36.4%	12.9%	7.7%	13.3%	50.0%	13.5%	21.5%	36.0%	10.5%
No	63.6%	87.1%	92.3%	86.7%	50.0%	86.5%	78.5%	64.0%	89.5%

*Significantly different between stakeholder groups

G. Communication and Information Sharing (continued)**Were you able to obtain this information?**

Percentage of Respondents	Office of President/Prime Minister/Minister	Employee of a Ministry/Ministerial Dep/Implementation Agency	PMU/Consultant/Contractor on Bank project	Local Government	Bilateral/Multilateral Agency	Private Sector/Financial Sector/Private Bank	CSO	Media	Other
Yes	87.5%	100.0%	100.0%	100.0%	100.0%	83.3%	80.6%	66.7%	50.0%
No	12.5%	0.0%	0.0%	0.0%	0.0%	16.7%	19.4%	33.3%	50.0%

Do you have access to the Internet?*

Percentage of Respondents	Office of President/Prime Minister/Minister	Employee of a Ministry/Ministerial Dep/Implementation Agency	PMU/Consultant/Contractor on Bank project	Local Government	Bilateral/Multilateral Agency	Private Sector/Financial Sector/Private Bank	CSO	Media	Other
Yes	91.3%	69.4%	92.3%	33.3%	100.0%	89.5%	70.0%	78.6%	59.1%
No	8.7%	30.6%	7.7%	66.7%	0.0%	10.5%	30.0%	21.4%	40.9%

*Significantly different between stakeholder groups

Do you use/have used the World Bank website?*

Percentage of Respondents	Office of President/Prime Minister/Minister	Employee of a Ministry/Ministerial Dep/Implementation Agency	PMU/Consultant/Contractor on Bank project	Local Government	Bilateral/Multilateral Agency	Private Sector/Financial Sector/Private Bank	CSO	Media	Other
Yes	45.8%	28.8%	61.5%	20.0%	61.5%	36.6%	26.1%	44.8%	22.7%
No	54.2%	71.2%	38.5%	80.0%	38.5%	63.4%	73.9%	55.2%	77.3%

*Significantly different between stakeholder groups

Which do you primarily use?

Percentage of Respondents	Office of President/Prime Minister/Minister	Employee of a Ministry/Ministerial Dep/Implementation Agency	PMU/Consultant/Contractor on Bank project	Local Government	Bilateral/Multilateral Agency	Private Sector/Financial Sector/Private Bank	CSO	Media	Other
The World Bank's country website	53.3%	46.2%	22.2%	75.0%	44.4%	54.5%	50.0%	33.3%	42.9%
The World bank's main website	46.7%	53.8%	77.8%	25.0%	55.6%	45.5%	50.0%	66.7%	57.1%

Which Internet connection do you use primarily when visiting a World Bank website?*

Percentage of Respondents	Office of President/Prime Minister/Minister	Employee of a Ministry/Ministerial Dep/Implementation Agency	PMU/Consultant/Contractor on Bank project	Local Government	Bilateral/Multilateral Agency	Private Sector/Financial Sector/Private Bank	CSO	Media	Other
High speed	50.0%	23.5%	66.7%	0.0%	63.6%	71.4%	51.4%	38.1%	60.0%
Dial-up	50.0%	76.5%	33.3%	100.0%	36.4%	28.6%	48.6%	61.9%	40.0%

*Significantly different between stakeholder groups

Do you use/have you used the World Bank's Public Information Centers (PICs) in Guinea?

Percentage of Respondents	Office of President/Prime Minister/Minister	Employee of a Ministry/Ministerial Dep/Implementation Agency	PMU/Consultant/Contractor on Bank project	Local Government	Bilateral/Multilateral Agency	Private Sector/Financial Sector/Private Bank	CSO	Media	Other
Yes	13.6%	8.3%	0.0%	0.0%	7.7%	7.3%	9.2%	10.7%	13.6%
No	54.5%	62.5%	61.5%	46.7%	69.2%	41.5%	52.5%	53.6%	63.6%
I don't know what PIC is	31.8%	29.2%	38.5%	53.3%	23.1%	51.2%	38.3%	35.7%	22.7%

G. Communication and Information Sharing (continued)

Please rate how much you agree with the following statements, on a ten point scale. (1-Strongly disagree, 10-Strongly agree)

	Which of the following best describes your current position?																										
	Office of President/Prime Minister/Minister			Employee of a Ministry/ Ministerial Dep/ Implementation Agency			PMU/Consultant/ Contractor on Bank project			Local Government			Bilateral/ Multilateral Agency			Private Sector/ Financial Sector/ Private Bank			CSO			Media			Other		
	N	Mean	SD	N	Mean	SD	N	Mean	SD	N	Mean	SD	N	Mean	SD	N	Mean	SD	N	Mean	SD	N	Mean	SD	N	Mean	SD
I use/consult World Bank data more currently than I did a few years ago	17	6.06	3.09	53	3.92	2.96	8	4.50	3.96	8	4.88	3.91	8	4.25	1.98	27	4.19	2.66	87	4.02	2.94	24	4.08	3.43	15	4.00	3.48
The World Bank's PIC is a valuable source of information related to development in Guinea.	7	5.29	3.15	18	6.39	3.13	2	1.00	0.00	2	4.00	1.41	2	7.50	2.12	7	6.29	2.93	29	5.41	3.54	10	6.70	3.40	4	4.75	2.06
I find the World Bank websites easy to navigate.	8	7.63	1.69	15	7.00	2.80	3	8.33	2.89	2	8.50	.71	6	7.17	.98	12	6.92	3.00	31	5.68	3.32	12	6.92	3.00	5	6.40	3.51
I find the information on the World Bank's websites useful.	9	8.44	1.42	15	7.33	3.06	3	7.00	2.65	3	6.33	2.08	6	8.00	.63	13	6.54	3.43	26	7.23	2.39	14	6.71	3.41	3	8.00	1.73
When I need information from the World Bank I know how to find it	10	6.40	2.84	30	5.50	3.13	5	5.20	2.59	4	3.75	3.40	9	6.67	1.73	14	5.79	2.91	49	5.41	3.34	19	7.16	2.50	6	5.33	3.33
The World Bank is responsive to my information requests and inquiries	10	6.70	2.83	25	6.12	2.76	4	5.50	3.11	6	6.33	3.39	9	6.78	1.72	14	6.64	1.95	49	4.63	3.05	19	6.47	3.10	8	4.50	3.07

H. Background Information

Currently, do you professionally collaborate/work with the World Bank in your country?*

Percentage of Respondents	Office of President/Prime Minister/Minister	Employee of a Ministry/ Ministerial Dep/ Implementation Agency	PMU/Consultant/ Contractor on Bank project	Local Government	Bilateral/ Multilateral Agency	Private Sector/ Financial Sector/ Private Bank	CSO	Media	Other
Yes	70.8%	49.3%	53.8%	33.3%	61.5%	38.1%	24.3%	41.4%	47.6%
No	29.2%	50.7%	46.2%	66.7%	38.5%	61.9%	75.7%	58.6%	52.4%

*Significantly different between stakeholder groups

Which of the following describes most of your exposure to the World Bank in Guinea? (Choose no more than TWO)

Percentage of Respondents (Responses Combined)	Office of President/Prime Minister/Minister	Employee of a Ministry/ Ministerial Dep/ Implementation Agency	PMU/Consultant/ Contractor on Bank project	Local Government	Bilateral/ Multilateral Agency	Private Sector/ Financial Sector/ Private Bank	CSO	Media	Other
Observer	20.8%	40.3%	30.8%	28.6%	30.8%	47.6%	53.5%	51.7%	40.9%
Use World Bank reports/data	41.7%	30.6%	15.4%	28.6%	46.2%	16.7%	20.8%	13.8%	18.2%
Engage in World Bank related/sponsored events/activities*	16.7%	44.4%	53.8%	42.9%	23.1%	38.1%	52.1%	55.2%	45.5%
Collaborate as part of my professional duties*	66.7%	41.7%	61.5%	35.7%	46.2%	28.6%	20.1%	27.6%	40.9%
Use World Bank website for information, data, research, etc.	12.5%	13.9%	7.7%	7.1%	15.4%	19.0%	17.4%	20.7%	4.5%

*Significantly different between stakeholder groups

Appendix C: Responses to All Questions by Geographic Location

A. General Issues facing Guinea

In general, would you say that Guinea is headed in...?*

Percentage of Respondents	Maritime Guinea	Mid-Guinea	Upper Guinea	Forested Guinea
The right direction	74.5%	32.6%	100.0%	85.7%
The wrong direction	5.5%	15.2%	0.0%	0.0%
Not sure	20.0%	52.2%	0.0%	14.3%

*Significantly different between locations

Listed below are a number of development priorities in Guinea. Please identify which of the following you consider the most important development priorities in Guinea? (Choose no more than THREE)

Percentage of Respondents (Responses Combined)	Maritime Guinea	Mid-Guinea	Upper Guinea	Forested Guinea
Social protection	5.9%	6.5%	0.0%	0.0%
Transport	21.5%	23.9%	4.3%	33.3%
Security/stabilization/reconstruction	27.8%	26.1%	21.7%	14.3%
Public sector governance/ reform	27.8%	21.7%	21.7%	23.8%
Global/regional integration	0.7%	0.0%	0.0%	0.0%
Gender*	0.7%	0.0%	4.3%	14.3%
Domestic private sector development	10.1%	4.3%	8.7%	0.0%
Foreign direct investment	2.1%	4.3%	4.3%	0.0%
Water and sanitation	9.4%	10.9%	4.3%	9.5%
Energy	40.6%	34.8%	21.7%	33.3%
Regional conflict and tensions	1.4%	2.2%	0.0%	0.0%
Job creation/employment	10.8%	10.9%	21.7%	28.6%
Rural development*	5.2%	17.4%	13.0%	19.0%
Financial markets	0.3%	0.0%	0.0%	0.0%
Urban development	1.4%	0.0%	0.0%	0.0%
Environmental sustainability	0.7%	4.3%	4.3%	0.0%
Equality of opportunity	1.4%	0.0%	0.0%	0.0%
Health	10.1%	10.9%	13.0%	9.5%
Education	37.2%	19.6%	26.1%	23.8%
Poverty reduction	15.3%	21.7%	21.7%	19.0%
Food security	5.6%	2.2%	13.0%	14.3%
Social cohesion	8.0%	8.7%	8.7%	4.8%
Climate change	0.3%	0.0%	0.0%	0.0%
Agricultural development*	13.2%	17.4%	34.8%	14.3%
Trade and exports	0.0%	0.0%	0.0%	0.0%
Crime and violence	0.7%	0.0%	4.3%	0.0%
Economic growth and diversification*	3.5%	2.2%	8.7%	19.0%
Law and justice*	13.5%	23.9%	0.0%	4.8%
Regulatory framework	0.0%	0.0%	0.0%	0.0%
Communicable/non-communicable diseases	0.3%	0.0%	0.0%	0.0%
Basic infrastructure	5.6%	2.2%	0.0%	4.8%
Local governance and institutions*	3.8%	15.2%	0.0%	9.5%
Natural resource management	1.7%	2.2%	4.3%	0.0%
Anti corruption*	10.8%	8.7%	26.1%	0.0%
Disaster management	0.0%	0.0%	0.0%	0.0%
Information and communications technology	1.7%	2.2%	4.3%	0.0%

*Significantly different between locations

A. General Issues facing Guinea (continued)

Poverty reduction is a broad term that encompasses work in many different areas. Which THREE areas of development listed below do you believe would contribute most to reducing poverty in Guinea? (Choose no more than THREE)

Percentage of Respondents (Responses Combined)	Maritime Guinea	Mid- Guinea	Upper Guinea	Forested Guinea
Water and sanitation	14.2%	19.6%	17.4%	14.3%
Equality of opportunity	3.8%	4.3%	0.0%	0.0%
Economic growth and diversification	22.6%	21.7%	13.0%	19.0%
Climate change	0.3%	0.0%	0.0%	0.0%
Regional conflict and tensions	0.7%	4.3%	0.0%	0.0%
Global/regional integration	1.0%	0.0%	0.0%	0.0%
Gender	0.7%	0.0%	4.3%	0.0%
Rural development	31.9%	17.4%	21.7%	28.6%
Urban development	1.7%	0.0%	0.0%	4.8%
Regulatory framework	0.3%	0.0%	0.0%	0.0%
Local governance and institutions	8.0%	13.0%	17.4%	14.3%
Basic infrastructure	14.2%	17.4%	17.4%	14.3%
Social protection	3.5%	2.2%	0.0%	4.8%
Law and justice	10.4%	21.7%	4.3%	14.3%
Transport	10.1%	8.7%	8.7%	19.0%
Crime and violence	0.0%	0.0%	0.0%	0.0%
Communicable/non-communicable diseases	0.7%	0.0%	0.0%	0.0%
Information and communications technology	1.4%	2.2%	8.7%	0.0%
Security/stabilization/reconstruction	3.8%	8.7%	0.0%	9.5%
Anti corruption	24.3%	15.2%	21.7%	9.5%
Domestic private sector development	16.0%	6.5%	21.7%	14.3%
Foreign direct investment	2.8%	2.2%	4.3%	0.0%
Energy	28.5%	30.4%	17.4%	23.8%
Public sector governance/ reform	16.7%	8.7%	17.4%	9.5%
Social cohesion	1.7%	6.5%	4.3%	0.0%
Education	17.0%	17.4%	8.7%	14.3%
Natural resource management	5.2%	6.5%	8.7%	4.8%
Environmental sustainability*	0.3%	4.3%	0.0%	0.0%
Health	7.6%	2.2%	17.4%	4.8%
Agricultural development	26.7%	30.4%	34.8%	23.8%
Disaster management	0.0%	0.0%	0.0%	0.0%
Job creation/employment	17.7%	19.6%	17.4%	38.1%
Financial markets	0.0%	0.0%	0.0%	0.0%
Trade and exports	0.3%	2.2%	0.0%	0.0%
Food security	4.2%	8.7%	8.7%	14.3%

*Significantly different between locations

A. General Issues facing Guinea (continued)

Economic growth can be driven by a number of factors. Which THREE areas below do you believe would contribute most to stimulating economic growth and diversification in Guinea? (Choose no more than THREE)

Percentage of Respondents (Responses Combined)	Maritime Guinea	Mid- Guinea	Upper Guinea	Forested Guinea
Energy	60.2%	47.8%	60.9%	66.7%
Gender*	0.0%	0.0%	0.0%	4.8%
Equality of opportunity	3.8%	2.2%	4.3%	0.0%
Global/regional integration	2.8%	2.2%	4.3%	0.0%
Social protection	1.0%	2.2%	4.3%	0.0%
Climate change	0.3%	0.0%	0.0%	0.0%
Anti corruption	22.5%	28.3%	39.1%	19.0%
Disaster management	0.0%	0.0%	0.0%	0.0%
Regional conflict and tensions*	0.0%	2.2%	0.0%	4.8%
Rural development	17.3%	19.6%	17.4%	14.3%
Foreign direct investment	12.5%	4.3%	17.4%	14.3%
Urban development	1.0%	0.0%	0.0%	0.0%
Water and sanitation	4.5%	2.2%	0.0%	4.8%
Trade and exports	6.9%	4.3%	13.0%	9.5%
Information and communications technology	2.8%	2.2%	0.0%	4.8%
Regulatory framework	1.0%	2.2%	0.0%	0.0%
Communicable/non-communicable diseases	0.7%	0.0%	0.0%	0.0%
Social cohesion*	6.6%	17.4%	8.7%	0.0%
Public sector governance/ reform	24.9%	34.8%	30.4%	23.8%
Domestic private sector development	26.6%	19.6%	21.7%	19.0%
Job creation/employment	11.4%	10.9%	8.7%	9.5%
Agricultural development	26.3%	32.6%	21.7%	14.3%
Food security*	4.8%	6.5%	4.3%	28.6%
Transport	9.3%	4.3%	4.3%	23.8%
Security/stabilization/reconstruction	2.4%	2.2%	4.3%	0.0%
Education	9.3%	10.9%	4.3%	14.3%
Natural resource management	14.9%	19.6%	8.7%	0.0%
Environmental sustainability*	0.0%	2.2%	0.0%	4.8%
Health	3.1%	2.2%	8.7%	0.0%
Basic infrastructure	9.0%	8.7%	0.0%	9.5%
Law and justice	6.2%	6.5%	4.3%	4.8%
Local governance and institutions	3.5%	2.2%	4.3%	0.0%
Crime and violence	1.0%	0.0%	0.0%	0.0%
Financial markets	2.1%	0.0%	0.0%	4.8%

*Significantly different between locations

B. Overall Attitudes toward the World Bank

	Which best represents your geographic location?											
	Maritime Guinea			Mid-Guinea			Upper Guinea			Forested Guinea		
	N	Mean	SD	N	Mean	SD	N	Mean	SD	N	Mean	SD
How familiar are you with the work of the World Bank in Guinea?*	280	5.62	2.36	45	6.02	2.41	22	5.95	2.72	21	4.29	2.55

(1-Not familiar at all, 10-Extremely familiar) *Significantly different between locations

	Which best represents your geographic location?											
	Maritime Guinea			Mid-Guinea			Upper Guinea			Forested Guinea		
	N	Mean	SD	N	Mean	SD	N	Mean	SD	N	Mean	SD
Overall, please rate your impression of the World Bank's effectiveness in Guinea?	251	6.49	2.29	42	6.67	2.18	23	7.39	2.43	17	5.47	3.00

(1-Not effective at all, 10-Very effective)

	Which best represents your geographic location?											
	Maritime Guinea			Mid-Guinea			Upper Guinea			Forested Guinea		
	N	Mean	SD	N	Mean	SD	N	Mean	SD	N	Mean	SD
To what extent do you believe the World Bank's staff is well prepared to help Guinea solve its most complicated development challenges?	241	6.87	2.24	42	7.02	2.19	22	7.45	2.77	16	6.56	3.03

(1-To no degree at all, 10-To a very significant degree)

When thinking about how the World Bank can have the most impact on development results in Guinea, in which sectoral areas do you believe the World Bank should focus most of its attention and resources in Guinea? (Choose no more than THREE)

Percentage of Respondents (Responses Combined)	Maritime Guinea	Mid-Guinea	Upper Guinea	Forested Guinea
Social protection	3.8%	2.2%	0.0%	0.0%
Security/stabilization/reconstruction	16.0%	19.6%	13.0%	4.8%
Public sector governance/ reform	22.6%	21.7%	17.4%	23.8%
Transport	18.8%	15.2%	21.7%	28.6%
Poverty reduction	22.9%	39.1%	26.1%	28.6%
Global/regional integration	0.0%	0.0%	0.0%	0.0%
Gender	1.4%	0.0%	4.3%	0.0%
Crime and violence*	0.3%	4.3%	0.0%	0.0%
Rural development	10.1%	13.0%	13.0%	9.5%
Domestic private sector development	16.3%	8.7%	0.0%	19.0%
Foreign direct investment	1.4%	2.2%	8.7%	0.0%
Water and sanitation	8.3%	8.7%	4.3%	4.8%
Energy	37.2%	28.3%	39.1%	38.1%
Social cohesion	1.4%	2.2%	0.0%	0.0%
Job creation/employment	9.0%	13.0%	4.3%	23.8%
Financial markets	0.7%	2.2%	4.3%	4.8%
Urban development	1.0%	0.0%	0.0%	0.0%
Environmental sustainability*	1.0%	0.0%	8.7%	0.0%
Equality of opportunity	1.0%	0.0%	0.0%	0.0%
Regional conflict and tensions	0.3%	0.0%	0.0%	0.0%
Health	17.4%	15.2%	13.0%	9.5%
Education*	45.5%	23.9%	21.7%	19.0%
Food security	4.5%	10.9%	8.7%	14.3%
Climate change	0.3%	0.0%	0.0%	0.0%
Agricultural development	18.8%	23.9%	34.8%	33.3%
Trade and exports	0.3%	0.0%	0.0%	0.0%
Economic growth and diversification	6.9%	2.2%	4.3%	4.8%
Law and justice	4.9%	4.3%	4.3%	0.0%
Local governance and institutions	5.9%	8.7%	0.0%	14.3%
Regulatory framework	1.0%	0.0%	0.0%	0.0%
Communicable/non-communicable diseases	0.3%	0.0%	0.0%	0.0%
Basic infrastructure	9.0%	8.7%	8.7%	14.3%
Natural resource management	2.8%	4.3%	13.0%	4.8%
Information and communications technology	2.1%	0.0%	8.7%	0.0%
Anti corruption*	5.6%	17.4%	4.3%	0.0%
Disaster management	0.3%	0.0%	0.0%	0.0%

*Significantly different between locations

B. Overall Attitudes toward the World Bank (continued)

When thinking about the World Bank's role, which activity do you believe is of greatest VALUE and which activity is of second greatest value in Guinea?

1st Greatest Value	Maritime Guinea	Mid-Guinea	Upper Guinea	Forested Guinea
Percentage of Respondents				
Financial resources: investment lending	33.0%	31.1%	47.8%	42.9%
Financial resources: policy based lending / budget support to the Government	26.6%	22.2%	30.4%	42.9%
Mobilizing third party financial resources	3.9%	6.7%	0.0%	0.0%
Technical assistance*	3.9%	13.3%	8.7%	0.0%
Policy advice	2.1%	2.2%	0.0%	0.0%
Donor coordination	2.1%	0.0%	0.0%	4.8%
Data	0.0%	0.0%	0.0%	0.0%
Training/capacity building	17.7%	13.3%	8.7%	0.0%
Studies/analyses	1.4%	0.0%	0.0%	0.0%
Convening/facilitating	1.1%	0.0%	0.0%	0.0%
Linkage to non-Bank expertise	0.0%	0.0%	0.0%	0.0%
Strategy formulation	7.1%	13.3%	4.3%	9.5%
Other	1.1%	0.0%	0.0%	0.0%

*Significantly different between locations

2nd Greatest Value	Maritime Guinea	Mid-Guinea	Upper Guinea	Forested Guinea
Percentage of Respondents				
Financial resources: investment lending	12.7%	15.6%	8.7%	9.5%
Financial resources: policy based lending / budget support to the Government*	13.1%	6.7%	30.4%	4.8%
Mobilizing third party financial resources	5.7%	2.2%	8.7%	9.5%
Technical assistance	14.8%	15.6%	13.0%	14.3%
Policy advice	5.7%	4.4%	0.0%	4.8%
Donor coordination	3.5%	6.7%	0.0%	14.3%
Data	0.0%	0.0%	0.0%	0.0%
Training/capacity building	24.0%	26.7%	26.1%	23.8%
Studies/analyses	2.1%	0.0%	0.0%	9.5%
Convening/facilitating	2.1%	4.4%	0.0%	0.0%
Linkage to non-Bank expertise	3.5%	2.2%	0.0%	0.0%
Strategy formulation	11.7%	20.0%	13.0%	9.5%
Other	1.1%	0.0%	0.0%	0.0%

*Significantly different between locations

Which of the following do you identify as the World Bank's greatest WEAKNESSES in its work in Guinea? (Choose no more than TWO)

Percentage of Respondents (Responses Combined)	Maritime Guinea	Mid-Guinea	Upper Guinea	Forested Guinea
Imposing technocratic solutions without regard to political realities	21.9%	22.2%	39.1%	28.6%
Not exploring alternative policy options	7.4%	6.7%	0.0%	4.8%
Too bureaucratic in its operational policies and procedures	22.6%	28.9%	30.4%	19.0%
Staff too inaccessible	8.8%	13.3%	0.0%	0.0%
Arrogant in its approach	1.4%	4.4%	0.0%	4.8%
Not client focused	1.8%	2.2%	0.0%	9.5%
The credibility of its knowledge/data	0.0%	0.0%	0.0%	0.0%
Not willing to honestly criticize policies and reform efforts in the country	16.6%	15.6%	4.3%	4.8%
Its advice and strategies do not lend themselves to practical problem solving	6.7%	2.2%	0.0%	4.8%
Too influenced by developed countries	22.3%	17.8%	26.1%	4.8%
Not enough public disclosure of its work	15.9%	6.7%	13.0%	19.0%
World Bank processes too slow and complex*	25.1%	15.6%	47.8%	38.1%
Not aligned with country priorities	3.5%	2.2%	0.0%	14.3%
Not aligned with other donors' work	1.1%	0.0%	0.0%	0.0%
Not collaborating enough with non-state actors	15.9%	28.9%	21.7%	9.5%
Not adequately sensitive to political/social realities in Guinea*	6.4%	17.8%	13.0%	4.8%
Not focused enough on issues that are unique to fragile countries*	8.1%	15.6%	0.0%	28.6%
Inadequate number of World Bank staff members located in the country	4.9%	2.2%	4.3%	4.8%
Other	3.2%	0.0%	0.0%	0.0%

*Significantly different between locations

B. Overall Attitudes toward the World Bank (continued)

Which World Bank instruments do you believe are the MOST effective in reducing poverty in Guinea? (Choose no more than TWO)

Percentage of Respondents (Responses Combined)	Maritime Guinea	Mid- Guinea	Upper Guinea	Forested Guinea
Capacity development	54.7%	52.2%	56.5%	61.9%
Policy based lending / budget support to the Government	34.8%	17.4%	39.1%	28.6%
Knowledge products/services	2.8%	6.5%	0.0%	0.0%
Investment lending	54.7%	63.0%	60.9%	66.7%
Technical assistance	19.5%	17.4%	13.0%	0.0%
Trust Fund management	1.7%	4.3%	4.3%	0.0%
Co-financing arrangements	8.7%	4.3%	13.0%	0.0%
Sector-wide approaches*	9.4%	19.6%	4.3%	28.6%
Emergency Recovery lending*	4.2%	0.0%	8.7%	14.3%
Other	1.4%	0.0%	0.0%	0.0%
Don't know	2.1%	6.5%	0.0%	0.0%

*Significantly different between locations

	Which best represents your geographic location?											
	Maritime Guinea			Mid-Guinea			Upper Guinea			Forested Guinea		
	N	Mean	SD	N	Mean	SD	N	Mean	SD	N	Mean	SD
To what extent do you believe the World Bank SHOULD seek to influence the global development agenda as related to "global public goods?"	239	8.02	2.14	34	8.12	1.72	19	7.79	2.68	15	8.00	2.54

In addition to the regular relations with the national government as its main interlocutor, which TWO of the following groups should the World Bank collaborate with more in your country to ensure better development results there? (Choose no more than TWO)

Percentage of Respondents (Responses Combined)	Maritime Guinea	Mid- Guinea	Upper Guinea	Forested Guinea
NGOs	48.8%	50.0%	78.3%	65.0%
Local Government	20.2%	19.6%	17.4%	40.0%
Beneficiaries	26.8%	37.0%	17.4%	10.0%
Private sector	34.5%	17.4%	17.4%	20.0%
Community Based Organizations	26.8%	32.6%	43.5%	35.0%
Donor community	9.1%	13.0%	4.3%	5.0%
Foundations	1.0%	2.2%	0.0%	0.0%
Academia/think tanks/research institutes	8.7%	8.7%	4.3%	0.0%
Parliament	4.5%	4.3%	4.3%	5.0%
Media	7.7%	4.3%	0.0%	5.0%
Faith based organizations	1.0%	2.2%	0.0%	0.0%
UN and regional peace keeping forces	1.7%	0.0%	0.0%	0.0%
Emerging donors	0.7%	4.3%	0.0%	0.0%
UN agencies	5.9%	2.2%	8.7%	10.0%
Regional organizations	1.0%	2.2%	0.0%	0.0%
Other	0.3%	0.0%	4.3%	5.0%

*Significantly different between locations

To what extent do you agree with the following statements about the World Bank's work in Guinea, on a ten point scale?

(1-Strongly disagree, 10-Strongly agree)

	Which best represents your geographic location?											
	Maritime Guinea			Mid-Guinea			Upper Guinea			Forested Guinea		
	N	Mean	SD	N	Mean	SD	N	Mean	SD	N	Mean	SD
Overall the World Bank currently plays a relevant role in development in Guinea*	254	7.46	2.22	41	6.95	2.46	22	8.68	1.84	20	7.45	2.78
The World Bank's work is aligned with what I consider the development priorities for Guinea	239	6.93	2.45	40	6.63	2.35	21	8.00	2.14	18	7.50	2.43
The World Bank supports programs and strategies that are realistic for Guinea*	241	7.24	2.29	42	7.00	2.16	20	8.70	1.69	19	8.26	2.23
The World Bank treats clients and stakeholders in Guinea with respect	195	7.37	2.18	33	7.18	2.36	19	7.37	2.45	16	8.06	2.35

*Significantly different between locations

B. Overall Attitudes toward the World Bank (continued)

To what extent is the World Bank an effective development partner in Guinea, in terms of each of the following?

(1-To no degree at all, 10-To a very significant degree)

	Which best represents your geographic location?											
	Maritime Guinea			Mid-Guinea			Upper Guinea			Forested Guinea		
	N	Mean	SD	N	Mean	SD	N	Mean	SD	N	Mean	SD
Responsiveness	179	5.83	2.28	33	5.42	1.73	16	5.44	2.58	11	6.45	2.30
Flexibility (in terms of the institution's products and services)*	181	5.77	2.13	34	6.15	2.60	17	6.47	2.40	14	7.57	2.53
Flexibility (in terms of changing country circumstances)	193	6.21	2.28	36	6.33	2.32	16	6.88	2.36	15	6.47	3.02
Being inclusive	170	6.35	2.17	30	6.30	1.97	13	7.38	1.76	12	7.67	2.15
Openness	196	6.61	2.27	31	6.71	2.04	14	6.71	2.55	11	8.09	2.77
Staff accessibility	187	5.89	2.45	36	6.06	2.35	12	6.08	2.84	10	6.90	3.03
Straightforwardness and honesty*	179	7.20	2.19	32	7.53	2.30	14	8.21	2.39	14	8.86	1.56
Collaboration with groups outside of the Government	229	6.43	2.63	39	5.90	2.51	14	7.21	3.60	12	7.17	3.04
Collaboration with the Government	225	7.97	1.94	36	7.92	1.57	17	8.59	1.77	15	9.20	1.15
Collaboration with other donors	172	7.60	2.16	28	7.04	2.27	13	7.62	2.53	12	8.67	1.92
Follow through over time	164	7.76	1.93	31	7.58	2.31	13	8.15	2.08	13	7.92	2.75

*Significantly different between locations

When World Bank assisted reform efforts fail or are slow to take place, which THREE of the following would you attribute this to?

(Choose no more than TWO)

Percentage of Respondents (Responses Combined)	Maritime Guinea	Mid- Guinea	Upper Guinea	Forested Guinea
The World Bank works too slowly*	32.9%	30.4%	60.9%	19.0%
The Government works inefficiently*	45.7%	71.7%	34.8%	28.6%
There is not an adequate level of citizen/civil society participation	49.1%	54.3%	52.2%	57.1%
Poor donor coordination	9.3%	4.3%	0.0%	4.8%
The World Bank does not do adequate follow through/follow-up*	14.5%	8.7%	8.7%	38.1%
Lack of/inadequate levels of capacity in Government	26.3%	15.2%	13.0%	14.3%
Political pressures and obstacles	34.3%	43.5%	47.8%	23.8%
Reforms are not well thought out in light of country challenges	11.1%	4.3%	4.3%	9.5%
The World Bank is not sensitive enough to political/social realities on the ground	22.1%	15.2%	21.7%	9.5%
Ongoing conflict and instability	22.8%	30.4%	34.8%	42.9%
Inadequate funding	19.0%	21.7%	8.7%	33.3%
Other	0.7%	0.0%	0.0%	0.0%

*Significantly different between locations

C. World Bank Effectiveness and Results

How effective do you believe the World Bank is in terms of the work it does in the following areas of development in Guinea, on a ten point scale? (1-Not effective at all, 10-Very effective)

	Which best represents your geographic location?											
	Maritime Guinea			Mid-Guinea			Upper Guinea			Forested Guinea		
	N	Mean	SD	N	Mean	SD	N	Mean	SD	N	Mean	SD
Anti corruption	218	5.76	2.60	39	4.74	3.00	15	6.47	2.90	9	6.67	2.83
Information and communications technology	196	5.66	2.38	36	5.47	2.89	12	5.08	2.50	9	7.33	3.08
Transport	219	6.19	2.35	42	6.26	2.78	15	6.60	2.90	16	6.75	3.15
Crime and violence	167	4.10	2.51	32	4.19	2.88	12	4.25	2.26	7	4.43	2.37
Regional conflict and tensions	172	4.48	2.38	33	4.70	2.98	12	5.58	2.50	8	5.50	2.45
Law and justice	184	5.12	2.44	34	5.03	3.06	15	6.07	2.58	9	6.33	2.55
Urban development	215	6.33	2.17	40	6.15	2.79	18	6.78	2.82	14	7.64	2.53
Environmental sustainability	191	5.76	2.25	37	6.30	2.46	15	6.87	3.09	13	6.92	2.87
Regulatory framework	172	6.02	2.21	31	6.23	2.68	11	7.18	2.09	9	6.00	3.16
Basic infrastructure*	222	6.95	2.18	44	6.89	2.40	20	8.15	2.01	16	8.13	2.36
Communicable/non-communicable diseases*	196	6.63	2.38	40	6.53	2.51	17	7.88	1.96	16	8.06	1.81
Poverty reduction	244	6.88	2.17	44	6.73	2.50	19	7.58	2.39	16	8.06	2.29
Gender	177	5.21	2.21	31	5.23	2.88	14	6.29	2.27	12	6.00	3.07
Domestic private sector development	204	5.38	2.38	38	5.26	2.93	15	6.47	2.95	16	6.75	2.57
Foreign direct investment	172	5.87	2.30	28	5.11	2.91	13	6.15	2.61	10	5.80	2.97
Local governance and institutions	208	6.47	2.26	38	6.11	2.80	17	7.06	2.49	14	7.79	2.12
Water and sanitation*	220	6.46	2.20	44	5.93	2.72	18	7.56	1.98	16	8.44	1.36
Trade and exports*	165	4.78	2.22	27	5.56	3.23	12	6.25	2.30	6	7.00	2.00
Economic growth and diversification*	202	6.19	2.22	35	6.43	2.64	16	7.00	2.88	14	8.00	1.96
Energy*	212	5.98	2.41	40	5.28	2.61	19	7.53	2.72	13	7.08	2.90
Disaster management*	161	4.88	2.57	31	5.84	3.11	14	6.21	2.99	14	6.64	2.68
Public sector governance/ reform	227	6.77	2.22	37	5.89	2.70	19	7.53	2.52	16	7.19	2.71
Job creation/employment	199	5.06	2.35	36	5.31	2.90	16	5.81	2.99	12	5.67	3.28
Social cohesion	177	4.71	2.30	30	5.03	2.83	13	4.69	1.80	9	6.78	3.38
Financial markets	165	5.71	2.47	29	6.10	2.64	14	6.43	2.38	8	7.63	2.77
Equality of opportunity	178	5.13	2.42	28	5.68	2.91	14	5.00	2.42	9	5.33	2.40
Health*	219	6.88	2.16	43	7.05	2.13	18	8.44	1.54	14	8.36	1.86
Rural development*	226	6.59	2.25	43	6.93	2.25	20	8.20	2.14	18	7.50	2.15
Global/regional integration	167	6.05	2.38	30	6.27	2.96	13	6.69	2.66	9	7.44	2.74
Food security	213	6.38	2.41	37	6.65	2.55	16	7.25	2.65	17	7.59	2.81
Education*	235	7.20	2.13	41	6.80	2.18	21	8.38	1.86	18	7.78	2.53
Security/stabilization/reconstruction*	183	5.58	2.37	33	6.30	2.59	16	7.25	2.29	15	7.93	2.52
Social protection*	169	4.72	2.43	32	5.09	3.19	12	5.92	2.78	7	7.14	2.73
Climate change	175	5.04	2.34	35	5.40	2.48	15	6.47	3.00	7	6.14	2.34
Agricultural development*	228	6.46	2.33	40	6.75	2.63	18	7.22	2.67	16	8.44	1.82
Natural resource management	184	5.62	2.41	34	5.79	2.80	16	6.38	2.99	7	7.86	3.18

*Significantly different between locations

C. World Bank Effectiveness and Results (continued)

	Which best represents your geographic location?											
	Maritime Guinea			Mid-Guinea			Upper Guinea			Forested Guinea		
	N	Mean	SD	N	Mean	SD	N	Mean	SD	N	Mean	SD
To what extent does the World Bank's work help to achieve development results in Guinea?	253	6.62	2.18	43	6.33	2.25	21	7.67	2.18	20	7.35	2.72

(1-To no degree at all, 10-To a very significant degree)

	Which best represents your geographic location?											
	Maritime Guinea			Mid-Guinea			Upper Guinea			Forested Guinea		
	N	Mean	SD	N	Mean	SD	N	Mean	SD	N	Mean	SD
To what extent does the World Bank help to build/strengthen existing country systems in Guinea?	231	6.71	2.21	39	6.49	2.25	20	7.50	2.26	17	6.65	2.55

(1-To no degree at all, 10-To a very significant degree)

To what extent do you agree with the following statements about the World Bank in Guinea, on a ten point scale?

(1-Strongly disagree, 10-Strongly agree)

	Which best represents your geographic location?											
	Maritime Guinea			Mid-Guinea			Upper Guinea			Forested Guinea		
	N	Mean	SD	N	Mean	SD	N	Mean	SD	N	Mean	SD
The World Bank's financial instruments meet the needs of Guinea	220	6.56	2.25	36	6.47	2.01	18	7.56	2.25	19	6.89	3.46
The World Bank meets Guinea's needs for knowledge services*	211	6.13	2.40	38	5.76	2.28	19	7.84	2.57	18	7.17	3.09

*Significantly different between locations

D. The World Bank's Knowledge

How frequently do you consult World Bank knowledge work and activities in the work you do?

Percentage of Respondents	Maritime Guinea	Mid-Guinea	Upper Guinea	Forested Guinea
Weekly	3.9%	4.3%	0.0%	0.0%
Monthly	16.1%	4.3%	22.7%	14.3%
A few times a year	33.3%	28.3%	36.4%	33.3%
Rarely	36.8%	43.5%	31.8%	19.0%
Never	9.8%	19.6%	9.1%	33.3%

D. The World Bank's Knowledge (continued)

When thinking about the development challenges in Guinea, where do you believe it would be most valuable for the World Bank to focus its knowledge work and activities in the next few years? (Choose no more than THREE)

Percentage of Respondents (Responses Combined)	Maritime Guinea	Mid- Guinea	Upper Guinea	Forested Guinea
Public sector governance/ reform	57.6%	52.2%	56.5%	38.1%
Gender	1.0%	0.0%	4.3%	0.0%
Social cohesion	5.2%	13.0%	4.3%	0.0%
Domestic private sector development	25.3%	17.4%	17.4%	28.6%
Foreign direct investment	2.1%	6.5%	8.7%	0.0%
Water and sanitation	11.8%	17.4%	13.0%	9.5%
Trade and exports	0.7%	0.0%	0.0%	0.0%
Energy	44.1%	32.6%	26.1%	28.6%
Regional conflict and tensions	1.0%	4.3%	0.0%	0.0%
Disaster management	0.0%	2.2%	0.0%	0.0%
Social protection	1.0%	0.0%	0.0%	0.0%
Climate change	2.1%	0.0%	0.0%	0.0%
Poverty reduction	20.8%	34.8%	26.1%	19.0%
Law and justice	10.1%	13.0%	4.3%	9.5%
Security/stabilization/reconstruction	1.4%	4.3%	0.0%	0.0%
Anti corruption	8.3%	10.9%	8.7%	0.0%
Financial markets	0.0%	0.0%	0.0%	0.0%
Equality of opportunity	0.3%	0.0%	0.0%	0.0%
Urban development	1.7%	0.0%	0.0%	0.0%
Education	32.3%	15.2%	30.4%	19.0%
Crime and violence	1.0%	0.0%	0.0%	0.0%
Global/regional integration*	0.0%	0.0%	0.0%	4.8%
Information and communications technology	2.1%	0.0%	8.7%	0.0%
Local governance and institutions	3.8%	10.9%	4.3%	4.8%
Transport*	8.0%	8.7%	4.3%	28.6%
Agricultural development	15.3%	15.2%	26.1%	23.8%
Natural resource management	2.4%	4.3%	0.0%	4.8%
Job creation/employment*	5.9%	4.3%	4.3%	23.8%
Health	10.4%	6.5%	13.0%	4.8%
Economic growth and diversification	5.6%	2.2%	8.7%	4.8%
Rural development	4.9%	13.0%	8.7%	9.5%
Food security	3.1%	2.2%	4.3%	4.8%
Environmental sustainability*	0.0%	2.2%	4.3%	9.5%
Regulatory framework	0.3%	0.0%	0.0%	0.0%
Basic infrastructure	7.6%	6.5%	4.3%	9.5%
Communicable/non-communicable diseases	0.0%	0.0%	0.0%	0.0%

*Significantly different between locations

D. The World Bank's Knowledge (continued)

In Guinea, how effective do you believe the World Bank's knowledge work and activities are at:

(1-Not effective at all, 10-Very effective)

	Which best represents your geographic location?											
	Maritime Guinea			Mid-Guinea			Upper Guinea			Forested Guinea		
	N	Mean	SD	N	Mean	SD	N	Mean	SD	N	Mean	SD
Enhancing your knowledge and/or skills	231	6.48	2.33	40	6.18	2.32	19	7.11	2.62	13	7.00	2.61
Contributing to good policy making	216	6.72	2.02	36	6.33	2.46	17	7.41	2.90	12	7.67	2.31
Providing support for program implementation*	231	7.17	2.00	41	7.02	2.23	21	8.05	2.54	15	8.47	1.60

*Significantly different between locations

In Guinea, to what extent do you believe that the World Bank's knowledge work and activities:

(1-To no degree at all, 10-To a very significant degree)

	Which best represents your geographic location?											
	Maritime Guinea			Mid-Guinea			Upper Guinea			Forested Guinea		
	N	Mean	SD	N	Mean	SD	N	Mean	SD	N	Mean	SD
Are timely*	207	7.03	2.26	35	6.94	2.07	18	8.17	2.66	15	8.73	1.53
Include appropriate level of stakeholder involvement during preparation	198	6.40	2.28	36	6.42	2.26	19	7.89	3.09	15	6.80	2.78
Are relevant to Guinea's development priorities*	233	7.52	2.05	43	7.00	2.48	20	8.20	2.12	15	9.00	1.51
Provide feasible recommendations*	211	7.10	1.98	35	6.86	2.13	19	8.37	2.34	14	9.43	.76
Are source of relevant information on global good practices	211	7.52	1.97	36	7.17	2.43	20	8.30	2.03	13	8.69	2.53
Are accessible (well written and easy to understand)*	199	6.56	2.12	36	7.00	2.56	15	7.53	2.83	13	8.54	2.63
Are useful in terms of the work you do*	208	6.83	2.17	37	7.05	2.56	18	7.61	3.05	16	8.56	1.86
Are adequately disseminated	201	5.57	2.52	37	6.00	2.42	20	6.25	2.99	16	6.19	3.67
Are appropriately translated	193	5.97	2.42	33	6.18	2.82	18	6.33	3.03	13	6.62	3.69
Are adaptable to Guinea's specific development challenges and country circumstances	209	7.02	2.01	38	7.16	2.20	20	7.55	2.54	16	8.44	1.97

*Significantly different between locations

	Which best represents your geographic location?											
	Maritime Guinea			Mid-Guinea			Upper Guinea			Forested Guinea		
	N	Mean	SD	N	Mean	SD	N	Mean	SD	N	Mean	SD
Overall, how significant a contribution do you believe the World Bank's knowledge work and activities make to development results in your country?*	245	7.50	1.96	39	7.21	2.61	22	8.73	2.00	15	9.20	1.26
Overall, how would you rate the technical quality of the World Bank's knowledge work and activities?*	240	7.21	1.99	39	6.85	2.33	20	8.15	2.01	16	8.69	2.18

(1-Not significant at all, 10-Very significant; 1-Very low technical quality, 10-Very high technical quality) *Significantly different between locations

E. Working with the World Bank

To what extent do you agree/disagree with the following statements, on a ten point scale?

(1-Strongly disagree, 10-Strongly agree)

	Which best represents your geographic location?											
	Maritime Guinea			Mid-Guinea			Upper Guinea			Forested Guinea		
	N	Mean	SD	N	Mean	SD	N	Mean	SD	N	Mean	SD
The World Bank disburses funds promptly*	210	3.53	2.34	29	3.45	2.28	20	3.00	2.51	14	5.29	3.87
The World Bank effectively monitors and evaluates the projects and programs it supports*	236	7.46	2.33	42	7.29	2.64	21	8.14	2.08	18	8.89	1.71
The World Bank's approvals and reviews are done in a timely fashion	203	7.15	2.21	31	6.94	2.34	20	7.65	2.54	16	8.06	3.17
The World Bank's "Safeguard Policy" requirements are reasonable*	168	6.55	2.16	28	6.79	2.33	17	7.59	2.37	14	8.36	2.82
The World Bank imposes reasonable conditions on its lending*	202	6.40	2.31	31	6.97	2.36	19	7.63	2.14	16	8.94	1.57
Working with the World Bank increases Guinea's institutional capacity	238	7.60	2.03	41	7.27	2.26	20	8.85	1.87	18	8.78	2.05
The World Bank ensures consistency and continuity through staff changes	166	6.86	2.22	28	6.68	2.61	16	7.63	2.85	13	8.00	2.65
The World Bank's teams and visits are well coordinated*	198	7.58	2.09	33	7.21	2.45	18	8.22	2.56	17	8.71	2.47
Where country systems are adequate, the World Bank makes appropriate use of them	190	7.65	1.82	30	7.47	1.87	18	8.39	2.23	16	8.81	1.80
The World Bank provides effective implementation support*	219	7.24	2.18	38	7.03	2.28	20	8.50	1.88	18	8.78	2.02

*Significantly different between locations

	Which best represents your geographic location?											
	Maritime Guinea			Mid-Guinea			Upper Guinea			Forested Guinea		
	N	Mean	SD	N	Mean	SD	N	Mean	SD	N	Mean	SD
To what extent do you believe the World Bank is adequately staffed in Guinea?*	168	5.48	2.26	28	5.50	2.43	15	3.80	2.14	11	6.09	2.74

(1-To no degree at all, 10-To a very significant degree)

F. The Future Role of the World Bank in Guinea

	Which best represents your geographic location?											
	Maritime Guinea			Mid-Guinea			Upper Guinea			Forested Guinea		
	N	Mean	SD	N	Mean	SD	N	Mean	SD	N	Mean	SD
How significant a role do you believe the World Bank SHOULD play in Guinea's development in the near future?	268	8.75	1.42	45	9.04	.95	23	9.26	1.57	18	8.83	2.18

(1-To no degree at all, 10-To a very significant degree)

Which of the following SHOULD the World Bank do to make itself of greater value in Guinea? (Choose no more than TWO)

Percentage of Respondents (Responses Combined)	Maritime Guinea	Mid-Guinea	Upper Guinea	Forested Guinea
Focus primarily on advocacy issues	14.7%	8.9%	9.5%	20.0%
Improve the competitiveness of its financing compared to markets	29.8%	26.7%	33.3%	35.0%
Improve the quality of its experts as related to Guinea's specific challenges	21.3%	15.6%	14.3%	10.0%
Reach out more to groups outside of government*	46.7%	68.9%	28.6%	35.0%
Ensure greater selectivity in its work	3.3%	0.0%	0.0%	5.0%
Reduce the complexity of obtaining World Bank financing	39.3%	24.4%	57.1%	40.0%
Provide more adequate data/knowledge/statistics/figures on Guinea's economy	8.5%	4.4%	9.5%	0.0%
Offer more innovative financial products	11.0%	20.0%	14.3%	20.0%
Offer more innovative knowledge services*	2.9%	11.1%	9.5%	10.0%
Work faster	9.9%	15.6%	19.0%	20.0%
Increase the level of World Bank staffing in Guinea's office	6.6%	4.4%	14.3%	5.0%
Other	2.9%	0.0%	0.0%	0.0%

*Significantly different between locations

F. The Future Role of the World Bank in Guinea (continued)

Below is a list of development priorities in Guinea. Which THREE areas below would benefit most from the World Bank playing a leading role among international partners in Guinea? (Choose no more than THREE)

Percentage of Respondents (Responses Combined)	Maritime Guinea	Mid- Guinea	Upper Guinea	Forested Guinea
Building capacity of state institutions	61.1%	47.8%	69.6%	57.1%
Strengthening public financial management	50.7%	43.5%	43.5%	33.3%
Strengthening conflict resolution mechanisms	7.6%	15.2%	0.0%	14.3%
Increasing access to justice systems	19.4%	19.6%	30.4%	4.8%
Strengthening security mechanisms	8.3%	13.0%	4.3%	14.3%
Reducing violence	2.1%	4.3%	8.7%	0.0%
Increasing access to basic services	48.3%	50.0%	47.8%	38.1%
Building social safety nets	7.6%	0.0%	4.3%	0.0%
Generating jobs	35.8%	45.7%	30.4%	23.8%
Improving livelihoods	25.0%	32.6%	13.0%	14.3%
Increasing cohesion	2.1%	4.3%	0.0%	0.0%
Stimulating dialogue to promote peace and stability	17.7%	23.9%	21.7%	23.8%

Below is a list of development priorities in Guinea. Which THREE areas below would benefit most from other donors in Guinea? (Choose no more than THREE)

Percentage of Respondents (Responses Combined)	Maritime Guinea	Mid- Guinea	Upper Guinea	Forested Guinea
Building capacity of state institutions*	30.5%	37.0%	9.1%	4.8%
Strengthening public financial management	24.8%	19.6%	31.8%	19.0%
Strengthening conflict resolution mechanisms*	22.9%	23.9%	50.0%	9.5%
Increasing access to justice systems	26.3%	28.3%	13.6%	19.0%
Strengthening security mechanisms	18.8%	15.2%	27.3%	9.5%
Reducing violence	12.8%	4.3%	9.1%	14.3%
Increasing access to basic services	26.3%	28.3%	22.7%	14.3%
Building social safety nets	10.5%	2.2%	13.6%	0.0%
Generating jobs	29.7%	41.3%	36.4%	23.8%
Improving livelihoods*	25.9%	41.3%	9.1%	28.6%
Increasing cohesion	10.2%	2.2%	9.1%	0.0%
Stimulating dialogue to promote peace and stability*	38.3%	56.5%	18.2%	23.8%

*Significantly different between locations

G. Communication and Information Sharing

How do you get most of your information about economic and social development issues in Guinea? (Choose no more than TWO)

Percentage of Respondents (Responses Combined)	Maritime Guinea	Mid- Guinea	Upper Guinea	Forested Guinea
Local newspapers	46.4%	40.0%	57.1%	47.6%
International newspapers	11.1%	13.3%	4.8%	14.3%
Local radio*	28.9%	46.7%	52.4%	14.3%
International radio*	21.1%	40.0%	19.0%	52.4%
Local television	24.3%	15.6%	33.3%	28.6%
International television	8.9%	4.4%	14.3%	14.3%
Periodicals	4.3%	2.2%	0.0%	0.0%
Internet*	40.4%	37.8%	19.0%	9.5%
Social media	1.8%	0.0%	0.0%	0.0%
Blogs	0.0%	2.2%	0.0%	0.0%
Mobile phones	2.5%	0.0%	0.0%	4.8%
Instant messaging*	0.7%	0.0%	0.0%	14.3%
Other	5.4%	0.0%	0.0%	0.0%

*Significantly different between locations

How would you prefer to receive information from the World Bank? (Choose no more than TWO)

Percentage of Respondents (Responses Combined)	Maritime Guinea	Mid- Guinea	Upper Guinea	Forested Guinea
World Bank website	33.1%	44.4%	39.1%	28.6%
Direct contact with World Bank	46.0%	35.6%	26.1%	38.1%
e-newsletters	7.7%	2.2%	4.3%	0.0%
Instant messaging	6.6%	4.4%	13.0%	9.5%
World Bank seminars/workshops/conferences	53.3%	64.4%	52.2%	61.9%
World Bank Public Information Center*	9.4%	11.1%	30.4%	4.8%
World Bank publications and other written materials	27.9%	26.7%	26.1%	23.8%
Mobile phones	5.6%	8.9%	8.7%	9.5%
Social media	3.1%	2.2%	0.0%	0.0%
Blogs*	0.0%	0.0%	0.0%	4.8%
Other	1.7%	0.0%	0.0%	0.0%

*Significantly different between locations

Are you aware of the World Bank's Access to Information Policy under which the Bank will now disclose any information in its possession that is not on a list of exceptions?

Percentage of Respondents	Maritime Guinea	Mid- Guinea	Upper Guinea	Forested Guinea
Yes	13.5%	8.9%	0.0%	4.8%
No	86.5%	91.1%	100.0%	95.2%

Have you requested information from the World Bank on its activities in the past year?*

Percentage of Respondents	Maritime Guinea	Mid- Guinea	Upper Guinea	Forested Guinea
Yes	23.8%	9.3%	0.0%	19.0%
No	76.2%	90.7%	100.0%	81.0%

*Significantly different between locations

Were you able to obtain this information?*

Percentage of Respondents	Maritime Guinea	Mid- Guinea	Upper Guinea	Forested Guinea
Yes	86.6%	80.0%	0.0%	25.0%
No	13.4%	20.0%	0.0%	75.0%

*Significantly different between locations

Do you have access to the Internet?*

Percentage of Respondents	Maritime Guinea	Mid- Guinea	Upper Guinea	Forested Guinea
Yes	78.5%	71.1%	52.2%	30.0%
No	21.5%	28.9%	47.8%	70.0%

*Significantly different between locations

Do you use/have used the World Bank website?*

Percentage of Respondents	Maritime Guinea	Mid- Guinea	Upper Guinea	Forested Guinea
Yes	36.7%	22.7%	4.3%	23.8%
No	63.3%	77.3%	95.7%	76.2%

*Significantly different between locations

G. Communication and Information Sharing (continued)

Which do you primarily use?

Percentage of Respondents	Maritime Guinea	Mid-Guinea	Upper Guinea	Forested Guinea
The World Bank's country website	49.3%	47.1%	20.0%	33.3%
The World Bank's main website	50.7%	52.9%	80.0%	66.7%

Which Internet connection do you use primarily when visiting a World Bank website?

Percentage of Respondents	Maritime Guinea	Mid-Guinea	Upper Guinea	Forested Guinea
High speed	50.6%	40.0%	20.0%	50.0%
Dial-up	49.4%	60.0%	80.0%	50.0%

Do you use/have you used the World Bank's Public Information Centers (PICs) in Guinea?

Percentage of Respondents	Maritime Guinea	Mid-Guinea	Upper Guinea	Forested Guinea
Yes	10.4%	4.4%	0.0%	4.8%
No	52.9%	62.2%	65.2%	47.6%
I don't know what a PIC is	36.7%	33.3%	34.8%	47.6%

Please rate how much you agree with the following statements, on a ten point scale.

(1-Strongly disagree, 10-Strongly agree)

	Which best represents your geographic location?											
	Maritime Guinea			Mid-Guinea			Upper Guinea			Forested Guinea		
	N	Mean	SD	N	Mean	SD	N	Mean	SD	N	Mean	SD
I use/consult World Bank data more currently than I did a few years ago*	189	4.45	3.08	35	3.49	2.65	15	2.40	2.38	8	4.13	3.23
The World Bank's PIC is a valuable source of information related to development in Guinea.	67	5.63	3.05	5	5.80	4.55	4	3.50	4.36	3	9.33	1.15
I find the World Bank websites easy to navigate.	76	6.74	2.82	9	5.89	3.26	2	5.50	6.36	5	7.00	3.74
I find the information on the World Bank's websites useful.	76	7.41	2.51	9	5.67	3.16	1	10.00	0.00	4	6.75	4.27
When I need information from the World Bank I know how to find it*	111	6.25	2.81	27	3.48	2.69	2	6.00	4.24	6	6.83	4.22
The World Bank is responsive to my information requests and inquiries*	112	6.20	2.69	23	3.09	2.21	3	3.67	4.62	5	6.80	3.83

*Significantly different between locations

H. Background Information

Currently, do you professionally collaborate/work with the World Bank in your country?

Percentage of Respondents	Maritime Guinea	Mid-Guinea	Upper Guinea	Forested Guinea
Yes	39.0%	37.0%	26.1%	47.6%
No	61.0%	63.0%	73.9%	52.4%

Which of the following describes most of your exposure to the World Bank in Guinea? (Choose no more than TWO)

Percentage of Respondents (Responses Combined)	Maritime Guinea	Mid-Guinea	Upper Guinea	Forested Guinea
Observer	43.3%	47.8%	47.8%	66.7%
Use World Bank reports/data	24.5%	19.6%	30.4%	19.0%
Engage in World Bank related/sponsored events/activities*	45.4%	78.3%	17.4%	9.5%
Collaborate as part of my professional duties	32.3%	41.3%	30.4%	28.6%
Use World Bank website for information, data, research, etc.	15.2%	15.2%	13.0%	14.3%

*Significantly different between locations

Appendix D: Indicator Questions as a Function of Exposure to the Bank

Indicator Question	Currently, do you professionally collaborate/work with the World Bank in your country?		Which of the following describes most of your exposure to the World Bank in Guinea? (Choose no more than TWO)									
			Observer		Use WB reports/data		Engage in WB activities		Collaborate		Use WB website	
	No Mean	Yes Mean	No Mean	Yes Mean	No Mean	Yes Mean	No Mean	Yes Mean	No Mean	Yes Mean	No Mean	Yes Mean
Overall, please rate your impression of the World Bank's effectiveness in Guinea?	6.31	6.84	6.62	6.36	6.45	6.68	6.43	6.59	6.35	6.80	6.60	6.00
To what extent do you believe the World Bank's staff is well prepared (e.g., skills and knowledge) to help Guinea solve its most complicated development challenges?	6.78	7.12	7.18	6.56	6.89	7.01	6.69	7.19	6.83	7.09	6.96	6.73
Overall the World Bank currently plays a relevant role in development in Guinea	7.42	7.62	7.68	7.26	7.39	7.82	7.46	7.53	7.41	7.66	7.54	7.23
The World Bank's work is aligned with what I consider the development priorities for Guinea	6.84	7.24	7.06	6.90	6.92	7.22	7.08	6.89	6.76	7.42	7.06	6.62
Responsiveness	5.84	5.74	5.89	5.63	5.70	6.00	5.72	5.85	5.75	5.84	5.82	5.62
Openness	6.69	6.76	6.85	6.51	6.75	6.61	6.57	6.86	6.50	7.08	6.70	6.74
Collaboration with groups outside of the Government	6.40	6.48	6.36	6.52	6.57	6.01	6.46	6.40	6.29	6.68	6.62	5.30
Collaboration with the Government	7.94	8.25	8.20	7.84	8.00	8.18	7.87	8.23	8.01	8.12	8.13	7.63
Collaboration with other donors	7.57	7.64	7.69	7.44	7.75	7.12	7.41	7.76	7.49	7.77	7.68	7.11
To what extent does the World Bank's work help to achieve development results in Guinea?	6.43	7.07	6.76	6.56	6.66	6.71	6.63	6.72	6.64	6.74	6.75	6.27
The World Bank's financial instruments meet the needs of Guinea	6.50	6.85	6.79	6.41	6.57	6.82	6.38	6.90	6.65	6.60	6.79	5.83
The World Bank meets Guinea's needs for knowledge services	6.23	6.32	6.33	6.16	6.13	6.64	6.26	6.25	6.29	6.19	6.33	5.84
The Word Bank are adaptable to Guinea's specific development challenges and country circumstances	7.23	7.07	7.30	6.98	7.21	7.03	7.03	7.31	7.03	7.42	7.23	6.84
Overall, how significant a contribution do you believe the World Bank's knowledge work and activities make to development results in your	7.73	7.48	7.60	7.65	7.55	7.84	7.64	7.60	7.62	7.61	7.73	7.08
Overall, how would you rate the technical quality of the World Bank's knowledge work and activities?	7.29	7.33	7.41	7.15	7.27	7.40	7.24	7.37	7.27	7.36	7.38	6.92
Where country systems are adequate, the World Bank makes appropriate use of them	7.85	7.65	7.64	7.95	7.92	7.35	7.75	7.79	7.76	7.79	7.83	7.50

Yellow highlight indicates significant difference between Yes and No mean.

Appendix E: Guinea FY 2013 Questionnaire



World Bank Client Survey FY13 – Guinea

The World Bank is interested in gauging the views of clients and partners who are either involved in development in Guinea or who observe activities related to social and economic development. The following survey is meant to give the World Bank's team that works in Guinea, greater insight into how the Bank's work is perceived. This is one tool the World Bank uses to assess the views of its critical stakeholders. With this understanding, the World Bank hopes to develop more effective strategies, outreach and programs that support development in Guinea. The World Bank commissioned an independent firm to oversee the logistics of this effort in Guinea. This ensures anonymity and confidentiality. We hope you'll be candid. To complete the survey, please circle/check the response that most accurately reflects your opinion. If you prefer not to answer a question, please leave it blank.

PLEASE NOTE: IN SOME CASES THE SURVEY WILL ASK FOR A SPECIFIC NUMBER OF RESPONSES. PLEASE DO NOT CHOOSE ANY MORE THAN REQUESTED. IF MORE RESPONSES ARE CHOSEN, DATA CANNOT BE INCLUDED IN ANALYSIS.

SECTION A: GENERAL ISSUES FACING GUINEA

A1. In general would you say that Guinea is headed in ... ?	
1	The right direction
2	The wrong direction
3	Not sure

SECTION A: GENERAL ISSUES

A2. Listed below are a number of development priorities in Guinea.

Please identify which of the following you consider the most important development priorities in Guinea? (Choose no more than THREE)

1	Social protection (e.g., pensions, targeted social assistance)	19	Education
2	Transport (e.g., roads, bridges, transportation)	20	Poverty reduction
3	Security/stabilization/reconstruction	21	Food security
4	Public sector governance/ reform (i.e., government effectiveness, public financial management, public expenditure, fiscal system reform)	22	Social cohesion
5	Global/regional integration	23	Climate change (e.g., mitigation, adaptation)
6	Gender	24	Agricultural development
7	Domestic private sector development	25	Trade and exports
8	Foreign direct investment	26	Crime and violence
9	Water and sanitation	27	Economic growth and diversification
10	Energy	28	Law and justice (e.g., judicial system)
11	Regional conflict and tensions	29	Regulatory framework
12	Job creation/employment	30	Communicable/non-communicable diseases
13	Rural development	31	Basic infrastructure
14	Financial markets	32	Local governance and institutions
15	Urban development	33	Natural resource management (e.g., oil, gas, mining)
16	Environmental sustainability	34	Anti corruption
17	Equality of opportunity (i.e., equity)	35	Disaster management
18	Health	36	Information and communications technology

SECTION A: GENERAL ISSUES

A3. Poverty reduction is a broad term that encompasses work in many different areas.			
Which THREE areas of development listed below do you believe would contribute most to reducing poverty in Guinea? (Choose no more than THREE)			
1	Water and sanitation	19	Security/stabilization/reconstruction
2	Equality of opportunity (i.e., equity)	20	Anti corruption
3	Economic growth and diversification	21	Domestic private sector development
4	Climate change (e.g., mitigation, adaptation)	22	Foreign direct investment
5	Regional conflict and tensions	23	Energy
6	Global/regional integration	24	Public sector governance/ reform (i.e., government effectiveness, public financial management, public expenditure, fiscal system reform)
7	Gender	25	Social cohesion
8	Rural development	26	Education
9	Urban development	27	Natural resource management (e.g., oil, gas, mining)
10	Regulatory framework	28	Environmental sustainability
11	Local governance and institutions	29	Health
12	Basic infrastructure	30	Agricultural development
13	Social protection (e.g., pensions, targeted social assistance)	31	Disaster management
14	Law and justice (e.g., judicial system)	32	Job creation/employment
15	Transport (e.g., roads, bridges, transportation)	33	Financial markets
16	Crime and violence	34	Trade and exports
17	Communicable/non-communicable diseases	35	Food security
18	Information and communications technology		

SECTION A: GENERAL ISSUES

A4. Economic growth and diversification can be driven by a number of factors.			
Which THREE areas below do you believe would contribute most to stimulating economic growth and diversification in Guinea? (Choose no more than THREE)			
1	Energy	18	Social cohesion
2	Gender	19	Public sector governance/ reform (i.e., government effectiveness, public financial management, public expenditure, fiscal system reform)
3	Equality of opportunity (i.e., equity)	20	Domestic private sector development
4	Global/regional integration	21	Job creation/employment
5	Social protection (e.g., pensions, targeted social assistance)	22	Agricultural development
6	Climate change (e.g., mitigation, adaptation)	23	Food security
7	Anti corruption	24	Transport (e.g., roads, bridges, transportation)
8	Disaster management	25	Security/stabilization/reconstruction
9	Regional conflict and tensions	26	Education
10	Rural development	27	Natural resource management (e.g., oil, gas, mining)
11	Foreign direct investment	28	Environmental sustainability
12	Urban development	29	Health
13	Water and sanitation	30	Basic infrastructure
14	Trade and exports	31	Law and justice (e.g., judicial system)
15	Information and communications technology	32	Local governance and institutions
16	Regulatory framework	33	Crime and violence
17	Communicable/non-communicable diseases	34	Financial markets

PLEASE NOTE: IN SOME CASES THE SURVEY WILL ASK FOR A SPECIFIC NUMBER OF RESPONSES. PLEASE DO NOT CHOOSE ANY MORE THAN REQUESTED. IF MORE RESPONSES ARE CHOSEN, DATA CANNOT BE INCLUDED IN ANALYSIS.

SECTION B: OVERALL ATTITUDES TOWARD THE WORLD BANK

B1. How familiar are you with the work of the World Bank in Guinea, on a ten point scale?									
1	2	3	4	5	6	7	8	9	10
Not familiar at all								Extremely familiar	

B2. Overall, please rate your impression of the World Bank's effectiveness in Guinea, on a ten point scale?										
1	2	3	4	5	6	7	8	9	10	<input type="checkbox"/>
Not effective at all								Very effective		Don't know

B3. To what extent do you believe the World Bank's staff is well prepared (e.g., skills and knowledge) to help Guinea solve its most complicated development challenges, on a ten point scale?										
1	2	3	4	5	6	7	8	9	10	<input type="checkbox"/>
To no degree at all								To a very significant degree		Don't know

B4. When thinking about how the World Bank can have the most impact on development results in Guinea, in which sectoral areas do you believe the World Bank should focus most of its attention and resources in Guinea? (Choose no more than THREE)			
1	Social protection (e.g., pensions, targeted social assistance)	19	Equality of opportunity (i.e., equity)
2	Security/stabilization/reconstruction	20	Regional conflict and tensions
3	Public sector governance/ reform (i.e., government effectiveness, public financial management, public expenditure, fiscal system reform)	21	Health
4	Transport (e.g., roads, bridges, transportation)	22	Education
5	Poverty reduction	23	Food security
6	Global/regional integration	24	Climate change (e.g., mitigation, adaptation)
7	Gender	25	Agricultural development
8	Crime and violence	26	Trade and exports
9	Rural development	27	Economic growth and diversification
10	Domestic private sector development	28	Law and justice (e.g., judicial system)
11	Foreign direct investment	29	Local governance and institutions
12	Water and sanitation	30	Regulatory framework
13	Energy	31	Communicable/non-communicable diseases
14	Social cohesion	32	Basic infrastructure
15	Job creation/employment	33	Natural resource management (e.g., oil, gas, mining)
16	Financial markets	34	Information and communications technology
17	Urban development	35	Anti corruption
18	Environmental sustainability	36	Disaster management

SECTION B: OVERALL ATTITUDES TOWARD THE WORLD BANK

B5. When thinking about the World Bank's role, which activity do you believe is of greatest VALUE and which activity is of second greatest value in Guinea?

		Greatest Value (Choose only ONE)	Second Greatest Value (Choose only ONE)
1	Financial resources: investment lending	<input type="checkbox"/>	<input type="checkbox"/>
2	Financial resources: policy based lending / budget support to the Government	<input type="checkbox"/>	<input type="checkbox"/>
3	Mobilizing third party financial resources	<input type="checkbox"/>	<input type="checkbox"/>
4	Technical assistance	<input type="checkbox"/>	<input type="checkbox"/>
5	Policy advice	<input type="checkbox"/>	<input type="checkbox"/>
6	Donor coordination	<input type="checkbox"/>	<input type="checkbox"/>
7	Data	<input type="checkbox"/>	<input type="checkbox"/>
8	Training/capacity building	<input type="checkbox"/>	<input type="checkbox"/>
9	Studies/analyses	<input type="checkbox"/>	<input type="checkbox"/>
10	Convening/facilitating	<input type="checkbox"/>	<input type="checkbox"/>
11	Linkage to non-Bank expertise (e.g., South-South knowledge sharing)	<input type="checkbox"/>	<input type="checkbox"/>
12	Strategy formulation (e.g., PRSP assistance)	<input type="checkbox"/>	<input type="checkbox"/>
13	Other (please specify): _____	<input type="checkbox"/>	<input type="checkbox"/>

B6. Which of the following do you identify as the World Bank's greatest WEAKNESSES in its work in Guinea? (Choose no more than TWO)

1	Imposing technocratic solutions without regard to political realities
2	Not exploring alternative policy options
3	Too bureaucratic in its operational policies and procedures
4	Staff too inaccessible
5	Arrogant in its approach
6	Not client focused
7	The credibility of its knowledge/data
8	Not willing to honestly criticize policies and reform efforts in the country
9	Its advice and strategies do not lend themselves to practical problem solving
10	Too influenced by developed countries
11	Not enough public disclosure of its work
12	World Bank processes too slow and complex
13	Not aligned with country priorities
14	Not aligned with other donors' work
15	Not collaborating enough with non-state actors
16	Not adequately sensitive to political/social realities in Guinea
17	Not focused enough on issues that are unique to fragile countries
18	Inadequate number of World Bank staff members located in the country
19	Other (please specify): _____

SECTION B: OVERALL ATTITUDES TOWARD THE WORLD BANK

B7. Which World Bank instruments do you believe are the MOST effective in reducing poverty in Guinea? (Choose no more than TWO)

1	Capacity development
2	Policy based lending / budget support to the Government
3	Knowledge products/services (analytical work, studies, surveys, etc.)
4	Investment lending (financing specific projects)
5	Technical assistance (advice, best practice, international experience, etc.)
6	Trust Fund management
7	Co-financing arrangements (i.e., with other donors)
8	Sector-wide approaches
9	Emergency Recovery lending
10	Other (please specify): _____
11	Don't know

B8. To what extent do you believe the World Bank SHOULD seek to influence the global development agenda as related to “global public goods” (e.g., climate change, communicable diseases, international financial systems, trade, etc.), on a ten point scale?

1	2	3	4	5	6	7	8	9	10	<input type="checkbox"/>
To no degree at all									To a very significant degree	Don't know

B9. In addition to the regular relations with the national government as its main interlocutor, which TWO of the following groups should the World Bank collaborate with more in your country to ensure better development results there? (Choose no more than TWO)

1	NGOs
2	Local Government
3	Beneficiaries
4	Private sector
5	Community Based Organizations (CBOs)
6	Donor community
7	Foundations
8	Academia/think tanks/research institutes
9	Parliament
10	Media
11	Faith based organizations
12	UN and regional peace keeping forces
13	Emerging donors
14	UN agencies
15	Regional organizations (e.g., ECOWAS, WAMI, AU)
16	Other (please specify): _____

SECTION B: OVERALL ATTITUDES TOWARD THE WORLD BANK

To what extent do you agree with the following statements about the World Bank's work in Guinea, on a ten point scale?

		Strongly disagree										Strongly agree	Don't know
		1	2	3	4	5	6	7	8	9	10		
B10	Overall the World Bank currently plays a relevant role in development in Guinea												<input type="checkbox"/>
B11	The World Bank's work is aligned with what I consider the development priorities for Guinea												<input type="checkbox"/>
B12	The World Bank supports programs and strategies that are realistic for Guinea												<input type="checkbox"/>
B13	The World Bank treats clients and stakeholders in Guinea with respect												<input type="checkbox"/>

To what extent is the World Bank an effective development partner in Guinea, in terms of each of the following?

		To no degree at all										To a very significant degree	Don't know
		1	2	3	4	5	6	7	8	9	10		
B14	Responsiveness												<input type="checkbox"/>
B15	Flexibility (in terms of the institution's products and services)												<input type="checkbox"/>
B16	Flexibility (in terms of changing country circumstances)												<input type="checkbox"/>
B17	Being inclusive												<input type="checkbox"/>
B18	Openness (sharing data and other information)												<input type="checkbox"/>
B19	Staff accessibility												<input type="checkbox"/>
B20	Straightforwardness and honesty												<input type="checkbox"/>
B21	Collaboration with groups outside of the Government (e.g., NGOs, academia, private sector)												<input type="checkbox"/>
B22	Collaboration with the Government												<input type="checkbox"/>
B23	Collaboration with other donors												<input type="checkbox"/>
B24	Follow through over time												<input type="checkbox"/>

SECTION B: OVERALL ATTITUDES TOWARD THE WORLD BANK

B25. When World Bank assisted reform efforts fail or are slow to take place, which THREE of the following would you attribute this to? (Choose no more than THREE)	
1	The World Bank works too slowly
2	The Government works inefficiently
3	There is not an adequate level of citizen/civil society participation
4	Poor donor coordination
5	The World Bank does not do adequate follow through/follow-up
6	Lack of/inadequate levels of capacity in Government
7	Political pressures and obstacles
8	Reforms are not well thought out in light of country challenges
9	The World Bank is not sensitive enough to political/social realities on the ground
10	Ongoing conflict and instability
11	Inadequate funding
12	Other (please specify): _____

PLEASE NOTE: IN SOME CASES THE SURVEY WILL ASK FOR A SPECIFIC NUMBER OF RESPONSES. PLEASE DO NOT CHOOSE ANY MORE THAN REQUESTED. IF MORE RESPONSES ARE CHOSEN, DATA CANNOT BE INCLUDED IN ANALYSIS.

SECTION C: WORLD BANK EFFECTIVENESS AND RESULTS

How effective do you believe the World Bank is in terms of the work it does in the following areas of development in Guinea, on a ten point scale?													
		Not effective at all										Very effective	Don't know
		1	2	3	4	5	6	7	8	9	10		
C1	Anti corruption	1	2	3	4	5	6	7	8	9	10	<input type="checkbox"/>	
C2	Information and communications technology	1	2	3	4	5	6	7	8	9	10	<input type="checkbox"/>	
C3	Transport (e.g., roads, bridges, transportation)	1	2	3	4	5	6	7	8	9	10	<input type="checkbox"/>	
C4	Crime and violence	1	2	3	4	5	6	7	8	9	10	<input type="checkbox"/>	
C5	Regional conflict and tensions	1	2	3	4	5	6	7	8	9	10	<input type="checkbox"/>	
C6	Law and justice (e.g., judicial system)	1	2	3	4	5	6	7	8	9	10	<input type="checkbox"/>	
C7	Urban development	1	2	3	4	5	6	7	8	9	10	<input type="checkbox"/>	
C8	Environmental sustainability	1	2	3	4	5	6	7	8	9	10	<input type="checkbox"/>	
C9	Regulatory framework	1	2	3	4	5	6	7	8	9	10	<input type="checkbox"/>	
C10	Basic infrastructure	1	2	3	4	5	6	7	8	9	10	<input type="checkbox"/>	
C11	Communicable/non-communicable diseases	1	2	3	4	5	6	7	8	9	10	<input type="checkbox"/>	
C12	Poverty reduction	1	2	3	4	5	6	7	8	9	10	<input type="checkbox"/>	
C13	Gender	1	2	3	4	5	6	7	8	9	10	<input type="checkbox"/>	
C14	Domestic private sector development	1	2	3	4	5	6	7	8	9	10	<input type="checkbox"/>	
C15	Foreign direct investment	1	2	3	4	5	6	7	8	9	10	<input type="checkbox"/>	
C16	Local governance and institutions	1	2	3	4	5	6	7	8	9	10	<input type="checkbox"/>	
C17	Water and sanitation	1	2	3	4	5	6	7	8	9	10	<input type="checkbox"/>	
C18	Trade and exports	1	2	3	4	5	6	7	8	9	10	<input type="checkbox"/>	
C19	Economic growth and diversification	1	2	3	4	5	6	7	8	9	10	<input type="checkbox"/>	
C20	Energy	1	2	3	4	5	6	7	8	9	10	<input type="checkbox"/>	
C21	Disaster management	1	2	3	4	5	6	7	8	9	10	<input type="checkbox"/>	
C22	Public sector governance/ reform (i.e., government effectiveness, public financial management, public expenditure, fiscal system reform)	1	2	3	4	5	6	7	8	9	10	<input type="checkbox"/>	
C23	Job creation/employment	1	2	3	4	5	6	7	8	9	10	<input type="checkbox"/>	
C24	Social cohesion	1	2	3	4	5	6	7	8	9	10	<input type="checkbox"/>	
C25	Financial markets	1	2	3	4	5	6	7	8	9	10	<input type="checkbox"/>	
C26	Equality of opportunity (i.e., equity)	1	2	3	4	5	6	7	8	9	10	<input type="checkbox"/>	
C27	Health	1	2	3	4	5	6	7	8	9	10	<input type="checkbox"/>	
C28	Rural development	1	2	3	4	5	6	7	8	9	10	<input type="checkbox"/>	
C29	Global/regional integration	1	2	3	4	5	6	7	8	9	10	<input type="checkbox"/>	
C30	Food security	1	2	3	4	5	6	7	8	9	10	<input type="checkbox"/>	
C31	Education	1	2	3	4	5	6	7	8	9	10	<input type="checkbox"/>	
C32	Security/stabilization/reconstruction	1	2	3	4	5	6	7	8	9	10	<input type="checkbox"/>	
C33	Social protection (e.g., pensions, targeted social assistance)	1	2	3	4	5	6	7	8	9	10	<input type="checkbox"/>	
C34	Climate change (e.g., mitigation, adaptation)	1	2	3	4	5	6	7	8	9	10	<input type="checkbox"/>	
C35	Agricultural development	1	2	3	4	5	6	7	8	9	10	<input type="checkbox"/>	
C36	Natural resource management (e.g., oil, gas, mining)	1	2	3	4	5	6	7	8	9	10	<input type="checkbox"/>	

SECTION C: WORLD BANK EFFECTIVENESS AND RESULTS

C37. To what extent does the World Bank's work help to achieve development results in Guinea, on a ten point scale?											
1	2	3	4	5	6	7	8	9	10	<input type="checkbox"/>	
To no degree at all									To a very significant degree		Don't know

C38. To what extent does the World Bank help to build/strengthen existing country systems (e.g., procurement, financial management, etc.) in Guinea, on a ten point scale?											
1	2	3	4	5	6	7	8	9	10	<input type="checkbox"/>	
To no degree at all									To a very significant degree		Don't know

To what extent do you agree with the following statements about the World Bank in Guinea, on a ten point scale?												
		Strongly disagree								Strongly agree		Don't know
C39	The World Bank's financial instruments (i.e., investment lending, Development Policy Loan, Trust Funds, Program 4 Result, etc.) meet the needs of Guinea	1	2	3	4	5	6	7	8	9	10	<input type="checkbox"/>
C40	The World Bank meets Guinea's needs for knowledge services (e.g., research, analysis, data, technical assistance)	1	2	3	4	5	6	7	8	9	10	<input type="checkbox"/>

PLEASE NOTE: IN SOME CASES THE SURVEY WILL ASK FOR A SPECIFIC NUMBER OF RESPONSES. PLEASE DO NOT CHOOSE ANY MORE THAN REQUESTED. IF MORE RESPONSES ARE CHOSEN, DATA CANNOT BE INCLUDED IN ANALYSIS.

SECTION D: THE WORLD BANK'S KNOWLEDGE WORK AND ACTIVITIES (i.e., ANALYSIS, STUDIES, RESEARCH, DATA, REPORTS, CONFERENCES)

D1. How frequently do you consult World Bank knowledge work and activities in the work you do?	
1	Weekly
2	Monthly
3	A few times a year
4	Rarely
5	Never

D2. When thinking about the development challenges in Guinea, where do you believe it would be most valuable for the World Bank to focus its knowledge work and activities in the next few years? (Choose no more than THREE)			
1	Public sector governance/ reform (i.e., government effectiveness, public financial management, public expenditure, fiscal system reform)	19	Urban development
2	Gender	20	Education
3	Social cohesion	21	Crime and violence
4	Domestic private sector development	22	Global/regional integration
5	Foreign direct investment	23	Information and communications technology
6	Water and sanitation	24	Local governance and institutions
7	Trade and exports	25	Transport (e.g., roads, bridges, transportation)
8	Energy	26	Agricultural development
9	Regional conflict and tensions	27	Natural resource management (e.g., oil, gas, mining)
10	Disaster management	28	Job creation/employment
11	Social protection (e.g., pensions, targeted social assistance)	29	Health
12	Climate change (e.g., mitigation, adaptation)	30	Economic growth and diversification
13	Poverty reduction	31	Rural development
14	Law and justice (e.g., judicial system)	32	Food security
15	Security/stabilization/reconstruction	33	Environmental sustainability
16	Anti corruption	34	Regulatory framework
17	Financial markets	35	Basic infrastructure
18	Equality of opportunity (i.e., equity)	36	Communicable/non-communicable diseases

SECTION D: THE WORLD BANK'S KNOWLEDGE WORK AND ACTIVITIES (i.e., ANALYSIS, STUDIES, RESEARCH, DATA, REPORTS, CONFERENCES)

In Guinea, how effective do you believe the World Bank’s knowledge work and activities are at:													
		Not effective at all										Very effective	Don't know
D3	Enhancing your knowledge and/or skills	1	2	3	4	5	6	7	8	9	10	<input type="checkbox"/>	
D4	Contributing to good policy making	1	2	3	4	5	6	7	8	9	10	<input type="checkbox"/>	
D5	Providing support for program implementation	1	2	3	4	5	6	7	8	9	10	<input type="checkbox"/>	

In Guinea, to what extent do you believe that the World Bank’s knowledge work and activities:													
		To no degree at all										To a very significant degree	Don't know
D6	Are timely	1	2	3	4	5	6	7	8	9	10	<input type="checkbox"/>	
D7	Include appropriate level of stakeholder involvement during preparation	1	2	3	4	5	6	7	8	9	10	<input type="checkbox"/>	
D8	Are relevant to Guinea's development priorities	1	2	3	4	5	6	7	8	9	10	<input type="checkbox"/>	
D9	Provide feasible recommendations	1	2	3	4	5	6	7	8	9	10	<input type="checkbox"/>	
D10	Are source of relevant information on global good practices	1	2	3	4	5	6	7	8	9	10	<input type="checkbox"/>	
D11	Are accessible (well written and easy to understand)	1	2	3	4	5	6	7	8	9	10	<input type="checkbox"/>	
D12	Are useful in terms of the work you do	1	2	3	4	5	6	7	8	9	10	<input type="checkbox"/>	
D13	Are adequately disseminated	1	2	3	4	5	6	7	8	9	10	<input type="checkbox"/>	
D14	Are appropriately translated	1	2	3	4	5	6	7	8	9	10	<input type="checkbox"/>	
D15	Are adaptable to Guinea’s specific development challenges and country circumstances	1	2	3	4	5	6	7	8	9	10	<input type="checkbox"/>	

D16. Overall, how significant a contribution do you believe the World Bank's knowledge work and activities make to development results in your country, on a ten point scale?												
1	2	3	4	5	6	7	8	9	10			<input type="checkbox"/>
Not significant at all										Very significant		Don't know

D17. Overall, how would you rate the technical quality of the World Bank's knowledge work and activities, on a ten point scale?												
1	2	3	4	5	6	7	8	9	10			<input type="checkbox"/>
Very low technical quality										Very high technical quality		Don't know

SECTION E: WORKING WITH THE WORLD BANK

To what extent do you agree/disagree with the following statements, on a ten point scale?													
		Strongly disagree										Strongly agree	Don't know
		1	2	3	4	5	6	7	8	9	10		
E1	The World Bank disburses funds promptly											<input type="checkbox"/>	
E2	The World Bank effectively monitors and evaluates the projects and programs it supports											<input type="checkbox"/>	
E3	The World Bank's approvals and reviews are done in a timely fashion											<input type="checkbox"/>	
E4	The World Bank's "Safeguard Policy" requirements are reasonable											<input type="checkbox"/>	
E5	The World Bank imposes reasonable conditions on its lending											<input type="checkbox"/>	
E6	Working with the World Bank increases Guinea's institutional capacity											<input type="checkbox"/>	
E7	The World Bank ensures consistency and continuity through staff changes											<input type="checkbox"/>	
E8	The World Bank's teams and visits are well coordinated											<input type="checkbox"/>	
E9	Where country systems (e.g., procurement, financial management, etc.) are adequate, the World Bank makes appropriate use of them											<input type="checkbox"/>	
E10	The World Bank provides effective implementation support (i.e., supervision of projects)											<input type="checkbox"/>	

E11. To what extent do you believe the World Bank is adequately staffed in Guinea, on a ten point scale?											
1	2	3	4	5	6	7	8	9	10		
										<input type="checkbox"/>	
To no degree at all										To a very significant degree	Don't know

PLEASE NOTE: IN SOME CASES THE SURVEY WILL ASK FOR A SPECIFIC NUMBER OF RESPONSES. PLEASE DO NOT CHOOSE ANY MORE THAN REQUESTED. IF MORE RESPONSES ARE CHOSEN, DATA CANNOT BE INCLUDED IN ANALYSIS.

SECTION F: THE FUTURE ROLE OF THE WORLD BANK IN GUINEA

F1. How significant a role do you believe the World Bank SHOULD play in Guinea's development in the near future, on a ten point scale?

1	2	3	4	5	6	7	8	9	10	<input type="checkbox"/>
Not a significant role at all									Very significant role	Don't know

F2. Which of the following SHOULD the World Bank do to make itself of greater value in Guinea? (Choose no more than TWO)

1	Focus primarily on advocacy issues
2	Improve the competitiveness of its financing compared to markets (e.g., cost, timeliness, and other terms)
3	Improve the quality of its experts as related to Guinea's specific challenges
4	Reach out more to groups outside of government
5	Ensure greater selectivity in its work
6	Reduce the complexity of obtaining World Bank financing
7	Provide more adequate data/knowledge/statistics/figures on Guinea's economy
8	Offer more innovative financial products
9	Offer more innovative knowledge services
10	Work faster
11	Increase the level of World Bank staffing in Guinea's office
12	Other (please specify): _____

F3. Below is a list of development priorities in Guinea. Please answer the following questions:

Choose no more than THREE for each column		A. Which THREE areas below would benefit most from the World Bank playing a leading role among international partners in Guinea?	B. Which THREE areas below would benefit most from other donors in Guinea?
1	Building capacity of state institutions	<input type="checkbox"/>	<input type="checkbox"/>
2	Strengthening public financial management	<input type="checkbox"/>	<input type="checkbox"/>
3	Strengthening conflict resolution mechanisms	<input type="checkbox"/>	<input type="checkbox"/>
4	Increasing access to justice systems	<input type="checkbox"/>	<input type="checkbox"/>
5	Strengthening security mechanisms	<input type="checkbox"/>	<input type="checkbox"/>
6	Reducing violence	<input type="checkbox"/>	<input type="checkbox"/>
7	Increasing access to basic services	<input type="checkbox"/>	<input type="checkbox"/>
8	Building social safety nets	<input type="checkbox"/>	<input type="checkbox"/>
9	Generating jobs	<input type="checkbox"/>	<input type="checkbox"/>
10	Improving livelihoods	<input type="checkbox"/>	<input type="checkbox"/>
11	Increasing cohesion	<input type="checkbox"/>	<input type="checkbox"/>
12	Stimulating dialogue to promote peace and stability	<input type="checkbox"/>	<input type="checkbox"/>

SECTION G: COMMUNICATION AND INFORMATION SHARING

G1. How do you get most of your information about economic and social development issues in Guinea? (Choose no more than TWO)

1	Local newspapers
2	International newspapers
3	Local radio
4	International radio
5	Local television
6	International television
7	Periodicals
8	Internet
9	Social media (Facebook, Twitter, Youtube)
10	Blogs
11	Mobile phones
12	Instant messaging
13	Other (please specify): _____

G2. How would you prefer to receive information from the World Bank? (Choose no more than TWO)

1	World Bank website
2	Direct contact with World Bank (i.e., face to face meetings/discussions)
3	e-newsletters
4	Instant messaging
5	World Bank seminars/workshops/conferences
6	World Bank Public Information Center
7	World Bank publications and other written materials
8	Mobile phones
9	Social media (Facebook, Twitter, Youtube)
10	Blogs
11	Other (please specify): _____

G3	Are you aware of the World Bank's Access to Information Policy under which the Bank will now disclose any information in its possession that is not on a list of exceptions?	Yes	No
G4	Have you requested information from the World Bank on its activities in the past year? (If YES please go to Question G5; if NO please go to G6)	Yes	No
G5	Were you able to obtain this information?	Yes	No
G6	Do you have access to the Internet?	Yes	No
G7	Do you use/have you used the World Bank website?	Yes	No

SECTION G: COMMUNICATION AND INFORMATION SHARING

G8. Which do you primarily use? (Please mark only ONE response)	
1	The World Bank's country website (www.worldbank.org/gn)
2	The World Bank's main website (www.worldbank.org)

G9. Which Internet connection do you use primarily when visiting a World Bank website?	
1	High speed
2	Dial-up

G10. Do you use/have you used the World Bank's Public Information Centers (PICs) in Guinea?	
1	Yes
2	No
3	I don't know what PIC is

Please rate how much you agree with the following statements, on a ten point scale.													
		Strongly disagree								Strongly agree		Don't know	
		1	2	3	4	5	6	7	8	9	10		
G11	I use/consult World Bank data more currently than I did a few years ago											<input type="checkbox"/>	
G12	The World Bank's PIC is a valuable source of information related to development in Guinea. <i>(Only answer if you have used the PIC)</i>											<input type="checkbox"/>	
G13	I find the World Bank websites easy to navigate. <i>(Only answer if you have used a World Bank website)</i>											<input type="checkbox"/>	
G14	I find the information on the World Bank's websites useful. <i>(Only answer if you have used a World Bank website)</i>											<input type="checkbox"/>	
G15	When I need information from the World Bank I know how to find it (e.g., whom to call, where to reach them, etc.)											<input type="checkbox"/>	
G16	The World Bank is responsive to my information requests and inquiries											<input type="checkbox"/>	

PLEASE NOTE: IN SOME CASES THE SURVEY WILL ASK FOR A SPECIFIC NUMBER OF RESPONSES. PLEASE DO NOT CHOOSE ANY MORE THAN REQUESTED. IF MORE RESPONSES ARE CHOSEN, DATA CANNOT BE INCLUDED IN ANALYSIS.

SECTION H: BACKGROUND INFORMATION

H1. Which of the following best describes your current position? (Please mark only ONE response)

1	Office of the President, Prime Minister
2	Office of Minister
3	Office of Parliamentarian
4	Employee of a Ministry, Ministerial Department or Implementation Agency
5	Consultant/Contractor working on World Bank supported Project/Program
6	Project Management Unit (PMU) overseeing implementation of project
7	Local Government Office or Staff
8	Bilateral Agency
9	Multilateral Agency
10	Private Sector Organization
11	Private Foundation
12	Financial Sector/Private Bank
13	NGO
14	Community Based Organization
15	Media (Press, Radio, TV, Web, etc.)
16	Independent Government Institution (i.e., Regulatory Agency, Central Bank/oversight institution)
17	Trade Union
18	Faith-Based Group
19	Academia/Research Institute/Think Tank
20	Judiciary Branch
21	Other (please specify): _____

H2. Please identify the primary specialization of your work. (Please mark only ONE response)

1	Agriculture/ rural development / food security	10	Law and justice / regulatory framework
2	Climate change / disaster management	11	Natural resource management / environmental sustainability
3	Education	12	Private sector development / foreign direct investment
4	Energy	13	Public sector governance / public financial management / anti corruption
5	Financial markets / banking	14	Social protection
6	Gender / equality of opportunity	15	Transport
7	Health / communicable/non-communicable diseases	16	Urban development
8	Information and communications technology	17	Water and sanitation
9	Job creation/employment	18	Other (please specify): _____

SECTION H: BACKGROUND INFORMATION

H3. Currently, do you professionally collaborate/work with the World Bank in your country?

1	Yes
2	No

**H4. Which of the following describes most of your exposure to the World Bank in Guinea?
(Choose no more than TWO)**

1	Observer (i.e., follow in media, discuss in informal conversations, etc.)
2	Use World Bank reports/data
3	Engage in World Bank related/sponsored events/activities
4	Collaborate as part of my professional duties
5	Use World Bank website for information, data, research, etc.

H5. Which best represents your geographic location?

1	Maritime Guinea
2	Mid-Guinea
3	Upper Guinea
4	Forested Guinea

Thank you for completing the survey!