



# Romania

## The World Bank Country Survey FY 2013

Report of Findings  
November 2013



CountryOpinionSurveys  
THE WORLD BANK GROUP

# Table of Contents

I. Objectives .....	3
II. Methodology.....	3
III. Demographics of the Sample.....	5
IV. General Issues Facing Romania .....	10
V. Overall Attitudes toward the World Bank .....	15
VI. Sectoral Effectiveness.....	23
VII. How the World Bank Operates.....	26
VIII. World Bank Knowledge and Instruments .....	29
IX. The Future Role of the World Bank in Romania.....	39
X. Communication and Openness.....	42
XI. Appendices.....	49



## I. Objectives

This survey was designed to achieve the following objectives:

- Assist the World Bank in gaining a better understanding of how stakeholders in Romania perceive the Bank;
- Obtain systematic feedback from stakeholders in Romania regarding:
  - Their views regarding the general environment in Romania;
  - Their overall attitudes toward the World Bank in Romania;
  - Overall impressions of the World Bank's effectiveness and results, knowledge work and activities, and communication and information sharing in Romania;
  - Perceptions of the World Bank's future role in Romania.
- Use data to help inform Romania country team's strategy.

## II. Methodology

In August-September 2013, 191 stakeholders of the World Bank in Romania were invited to provide their opinions on the Bank's assistance to the country by participating in a country survey. Participants in the survey were drawn from among the office of the President/Prime Minister/Minister, the office of a Parliamentarian; a ministry, ministerial department, or implementation agency; consultants/ contractors working on World Bank-supported projects/programs; project management units (PMUs) overseeing implementation of a project; local government officials or staff; bilateral and multilateral agencies; private sector organizations; private foundations; the financial sector/private banks; NGOs; community-based organizations; the media; independent government institutions; trade unions; faith-based groups; academia/research institutes/think tanks; the judiciary branch; and other organizations. A total of 81 stakeholders participated in the survey (42% response rate).

Respondents received questionnaires via email and returned them accordingly. Respondents were asked about: general issues facing Romania; their overall attitudes toward the Bank; the World Bank's effectiveness and results; the Bank's knowledge work and activities; working with the World Bank; the Bank's future role in Romania; and the Bank's communication and information sharing in Romania.

Every country that engages in the Country Survey must include specific indicator questions that will be aggregated for the World Bank's annual Corporate Scorecard. These questions are identified throughout the survey report.

- A. General Issues Facing Romania: Respondents were asked to indicate whether Romania is headed in the right direction, what they thought were the top three development priorities in Romania, which areas would contribute most to reducing poverty and generating economic growth, and what best illustrates how "shared prosperity" would be achieved in Romania.
- B. Overall Attitudes toward the World Bank: Respondents were asked to rate their familiarity with the World Bank, the Bank's effectiveness in Romania, Bank staff preparedness to help Romania solve its development challenges, their agreement with various statements regarding the Bank's work, and the extent to which the Bank is an effective development partner. Respondents were asked to indicate the Bank's greatest values, greatest weaknesses, the most effective instruments in helping reduce poverty in Romania, with which stakeholder groups the Bank should collaborate more, in which sectoral areas the Bank should focus most resources, to what extent the Bank should seek to influence the global development agenda, and to what reasons respondents attributed failed or slow reform efforts.

## II. Methodology (continued)

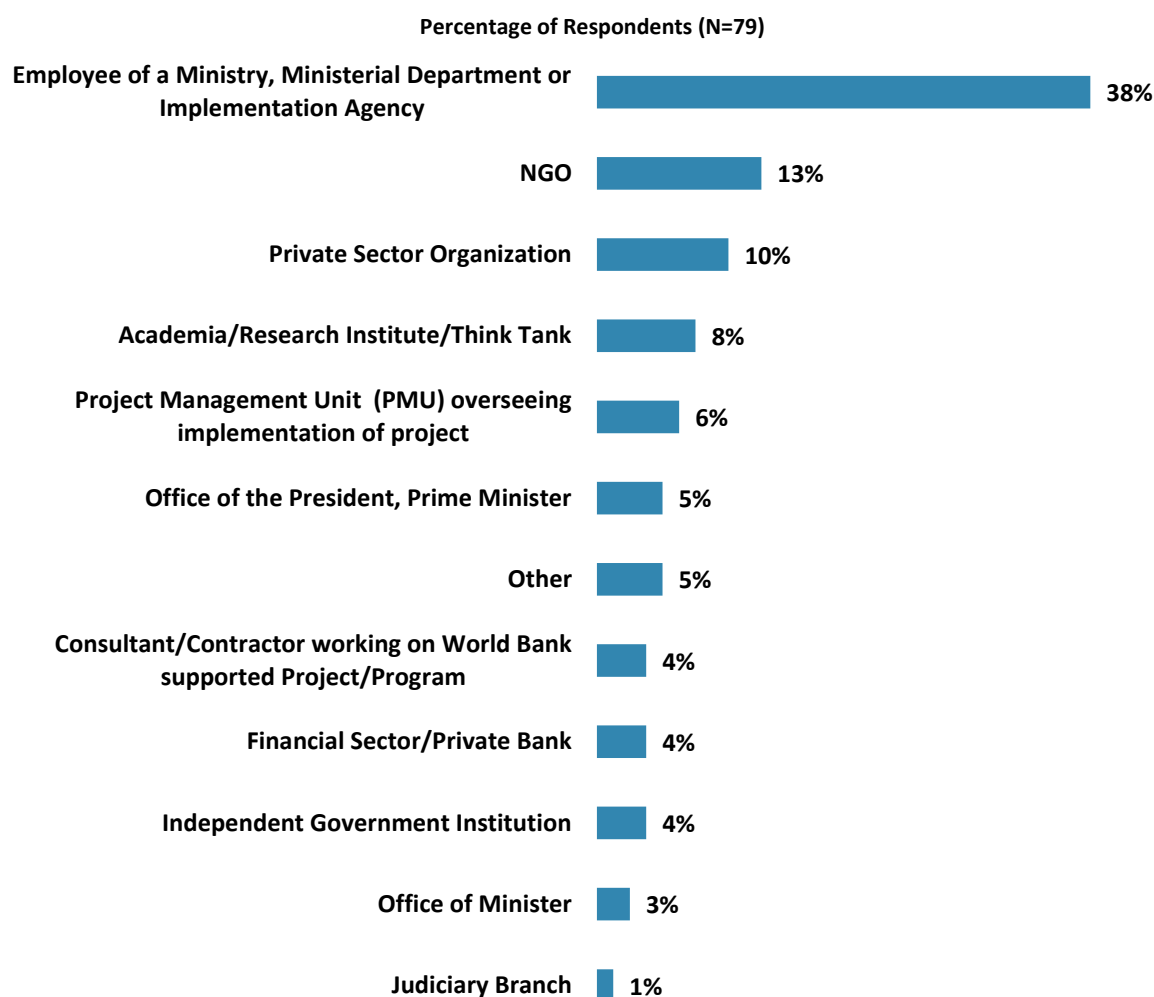
- C. World Bank Effectiveness and Results: Respondents were asked to rate the extent to which the Bank's work helps achieve development results, the extent to which the Bank meets Romania's needs for knowledge services and financial instruments, and the Bank's level of effectiveness across thirty eight development areas, such as public sector governance/reform, regulatory framework, education, gender, and social inclusion of marginalized and vulnerable groups.
- D. The World Bank's Knowledge: Respondents were asked to indicate how frequently they consult Bank knowledge work and activities, the areas on which the Bank should focus its research efforts and to rate the effectiveness and quality of the Bank's knowledge work and activities, including how significant of a contribution it makes to development results, its technical quality, and the value of the World Bank's fee-based services/products.
- E. Working with the World Bank: Respondents were asked to rate their level of agreement with a series of statements regarding working with the Bank, such as the World Bank's "Safeguard Policy" requirements being reasonable, the Bank imposing reasonable conditions on its lending, disbursing funds promptly, increasing Romania's institutional capacity, and providing effective implementation support.
- F. The Future Role of the World Bank in Romania: Respondents were asked to rate how significant a role the Bank should play in Romania in the near future and to indicate what the Bank should do to make itself of greater value.
- G. Communication and Information Sharing: Respondents were asked to indicate how they get information about economic and social development issues, how they prefer to receive information from the Bank, and their usage and evaluation of the Bank's websites. Respondents were asked about their awareness of the Bank's Access to Information policy, past information requests from the Bank, and their level of agreement that they use more data from the World Bank as a result of the Bank's Open Data policy. Respondents were also asked about their level of agreement that they know how to find information from the Bank, that the Bank's websites are easy to navigate and useful, and that the Bank is responsive to information requests. Respondents were also asked to indicate whether they primarily use the Bank's country website or the Bank's main website and whether they primarily use high speed or dial-up Internet connection when visiting a World Bank website. .
- H. Background Information: Respondents were asked to indicate their current position, specialization, whether they professionally collaborate with the World Bank, their exposure to the Bank in Romania, and their geographic location.

When possible, responses from respondents completing this year's country survey were compared to responses from the 322 respondents (54% response rate) who completed the survey in FY 2005. Year comparisons can be found in Appendix C (see page 88).

### III. Demographics of the Sample

#### Current Position

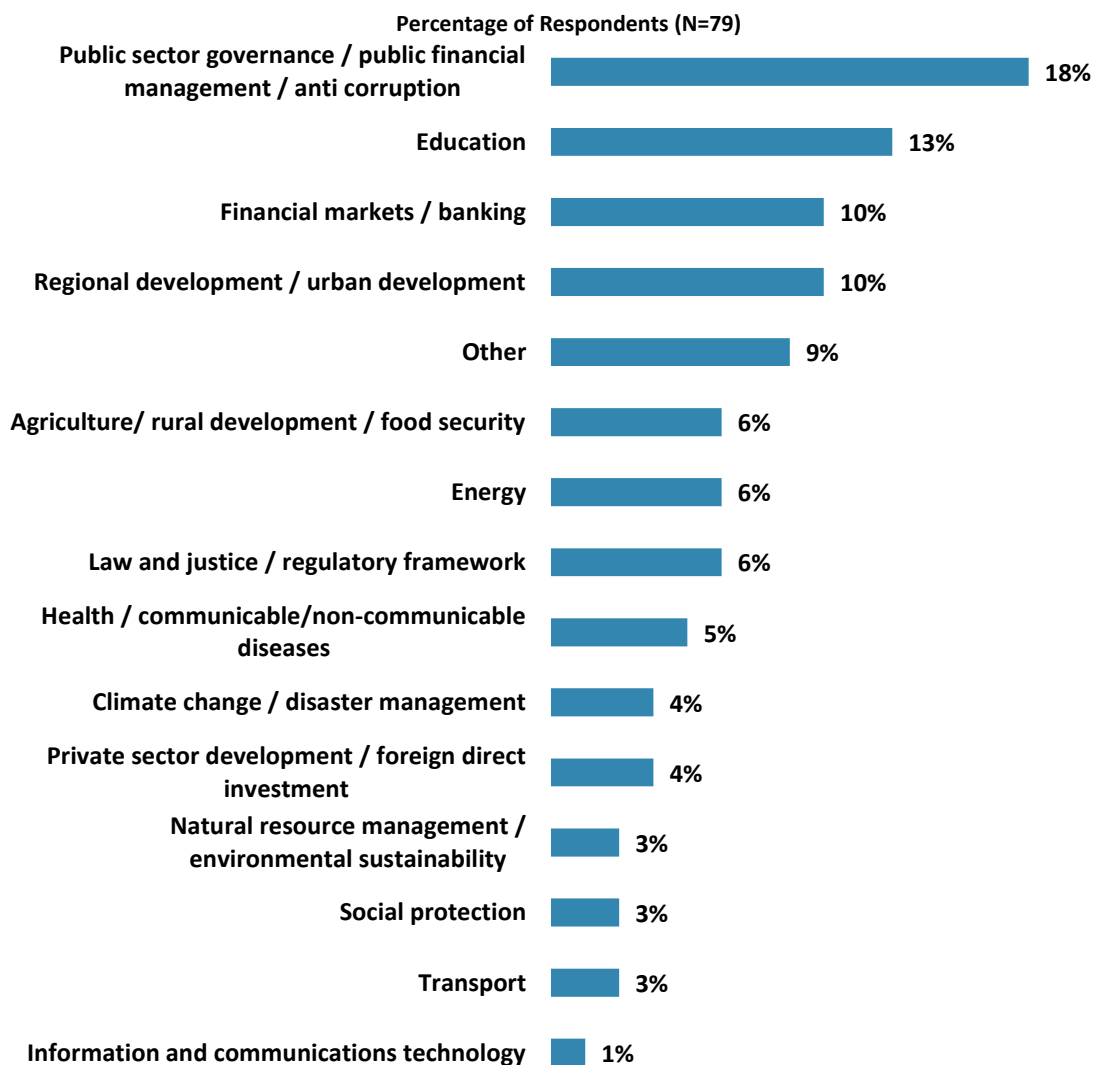
- For further analyses, respondents from the office of President/Prime Minister were combined with respondents from the office of Minister; respondents from PMUs were combined with consultants/contractors working on Bank projects; respondents from private sector organizations were combined with respondents from financial sector/private banks; respondents from independent government institutions, the judiciary branch, and other organizations were combined into the “other” category. There were no respondents from the office of parliamentarian, local governments, bilateral agencies, multilateral agencies, private foundations, community-based organizations, media, trade unions, and faith-based groups.



“Which of the following best describes your current position?” (Respondents chose from a list.)

### III. Demographics of the Sample (continued)

#### Area of Primary Specialization

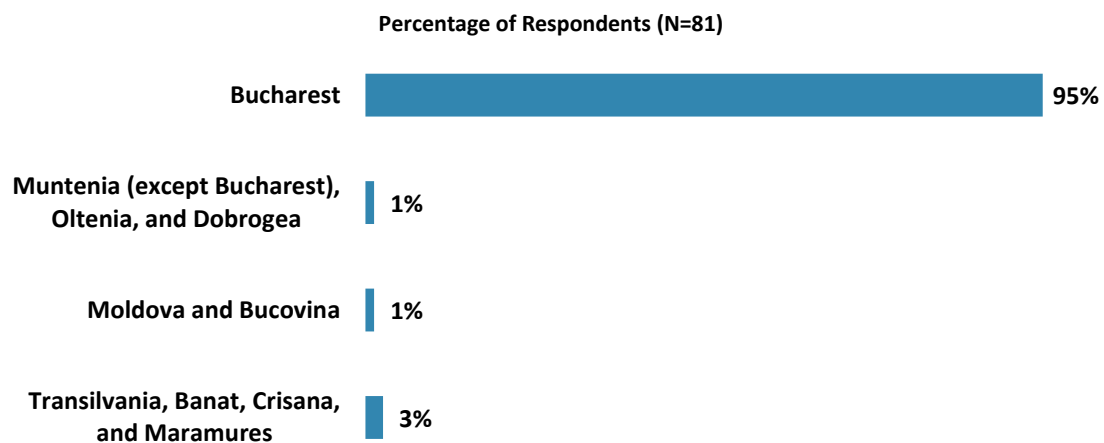


“Please identify the primary specialization of your work.” (Respondents chose from a list.)

### III. Demographics of the Sample (continued)

#### Geographic Location

- Nearly all respondents indicated that they were located in Bucharest. Because of the small number of respondents from other areas, statistical comparisons across geographic locations were not possible.



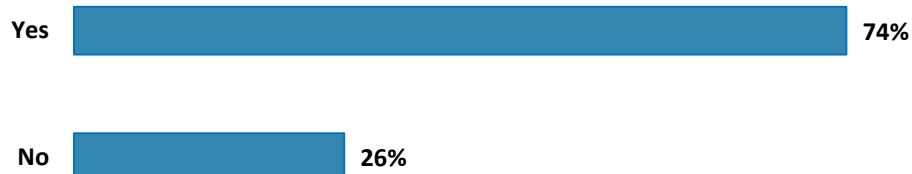
“Which best represents your geographic location?”

### III. Demographics of the Sample (continued)

#### Collaboration with and Exposure to the World Bank

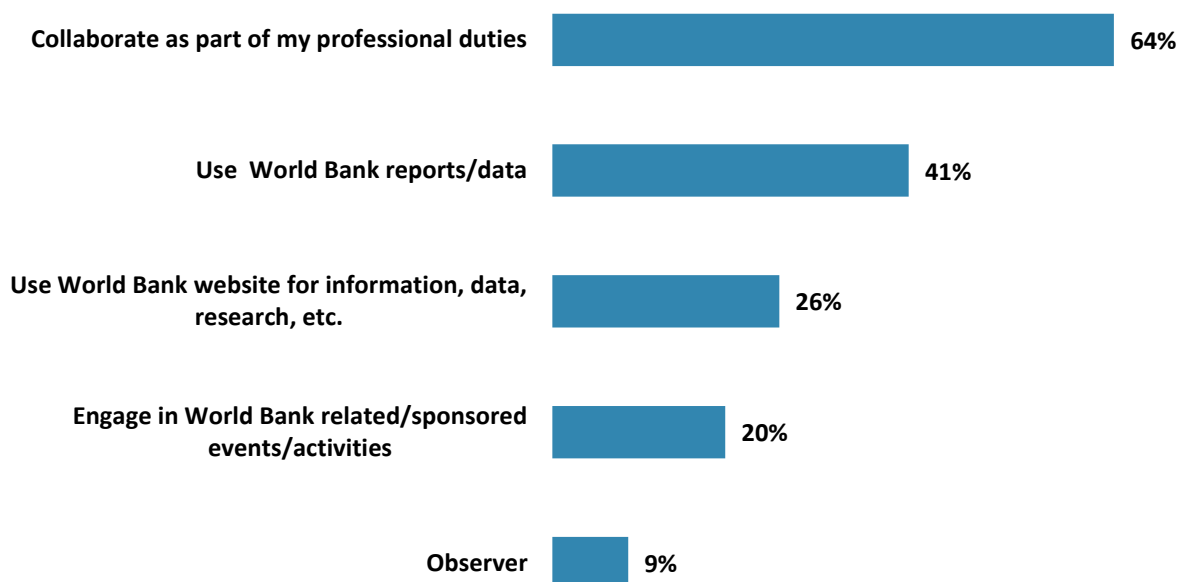
- Differences in responses to the indicator questions, based on levels of collaboration and exposure to the World Bank in Romania, can be found in Appendix D (see page 91). Please note that where these two factors appear to have a significant relationship with overall views of the Bank, it is highlighted in yellow in that table.

Percentage of Respondents (N=81)



"Currently, do you professionally collaborate/work with the World Bank in your country?"

Percentage of Respondents (N=81)



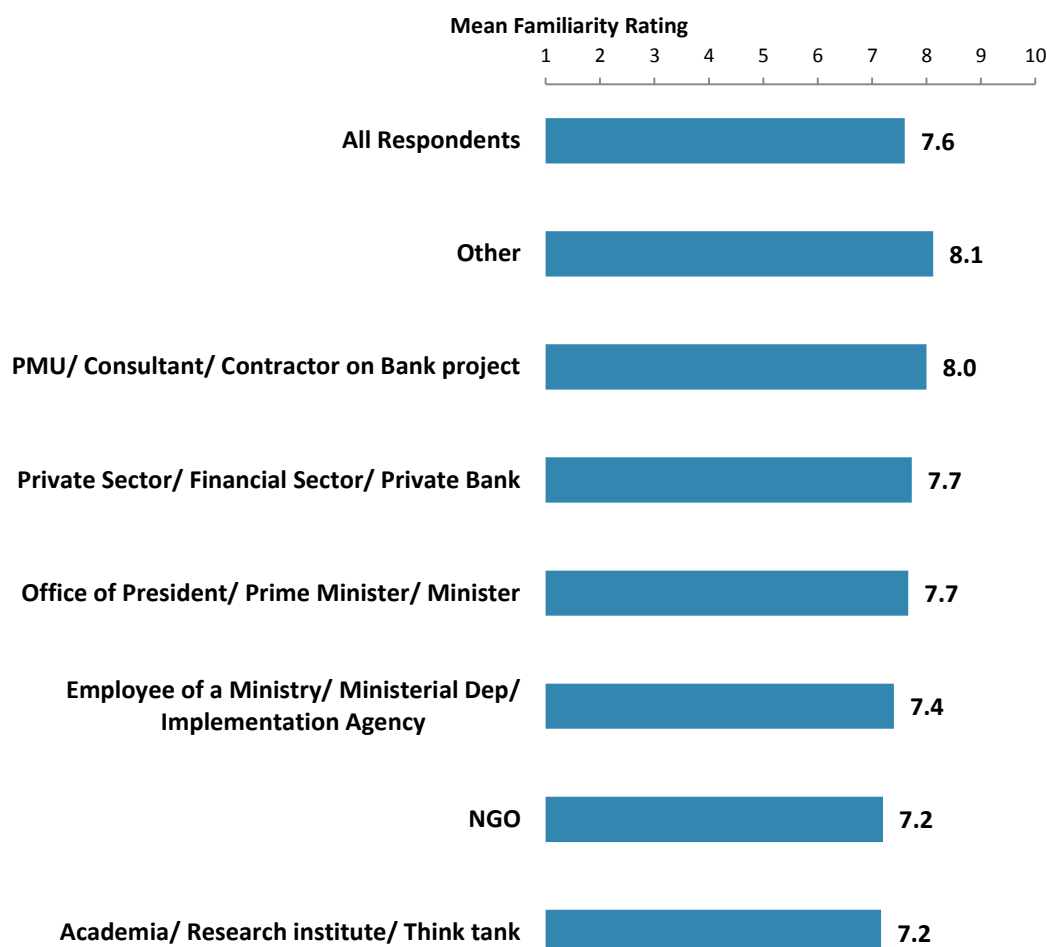
"Which of the following describes most of your exposure to the World Bank in Romania?  
(Choose no more than TWO)" (Respondents chose from a list. Responses combined.)



### III. Demographics of the Sample (continued)

#### Familiarity with the World Bank

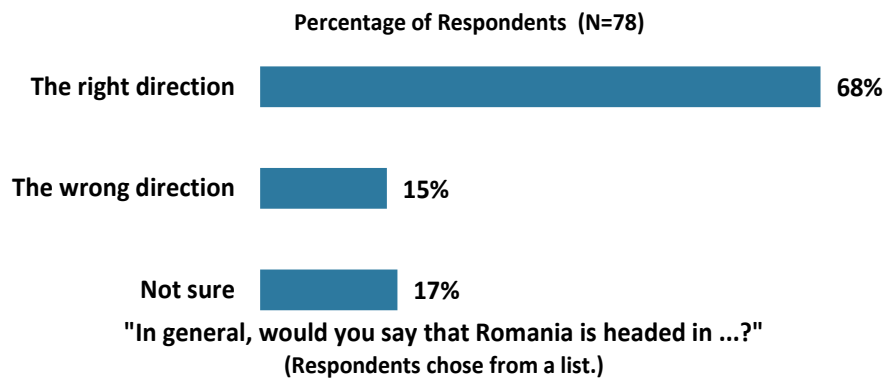
- Respondents across stakeholder groups had statistically similar levels of familiarity with the World Bank in Romania.
- Respondents' ratings of familiarity with the Bank were significantly, strongly correlated with their perceptions of the Bank's overall effectiveness in Romania, and significantly, moderately correlated with the Bank's relevance to Romania's development and the Bank's ability to help achieve development results in Romania.



"How familiar are you with the work of the World Bank in Romania?"  
(1 - "Not familiar at all", 10 - "Extremely familiar")

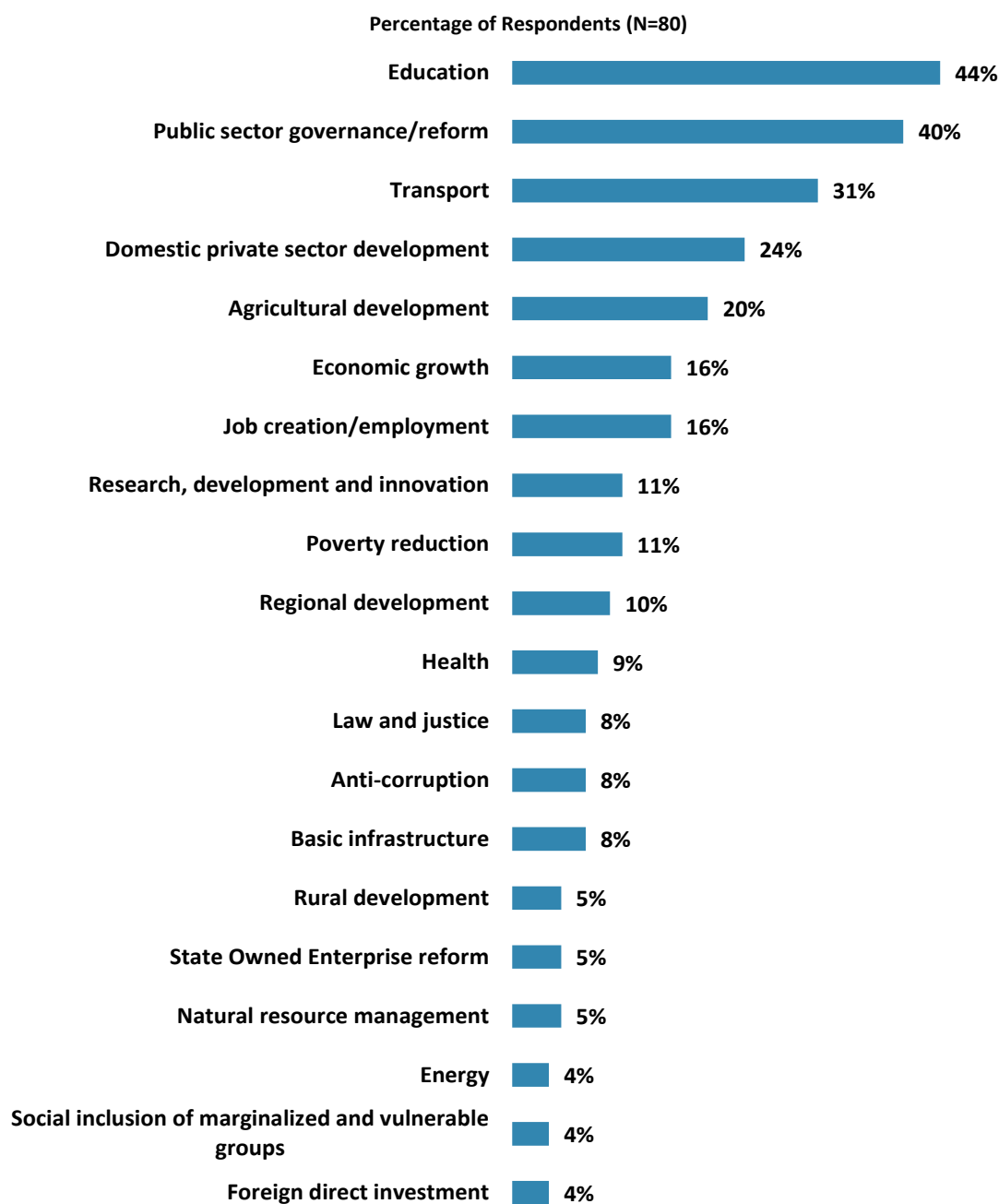
## IV. General Issues Facing Romania

### Headed in the Right Direction



## IV. General Issues Facing Romania (continued)

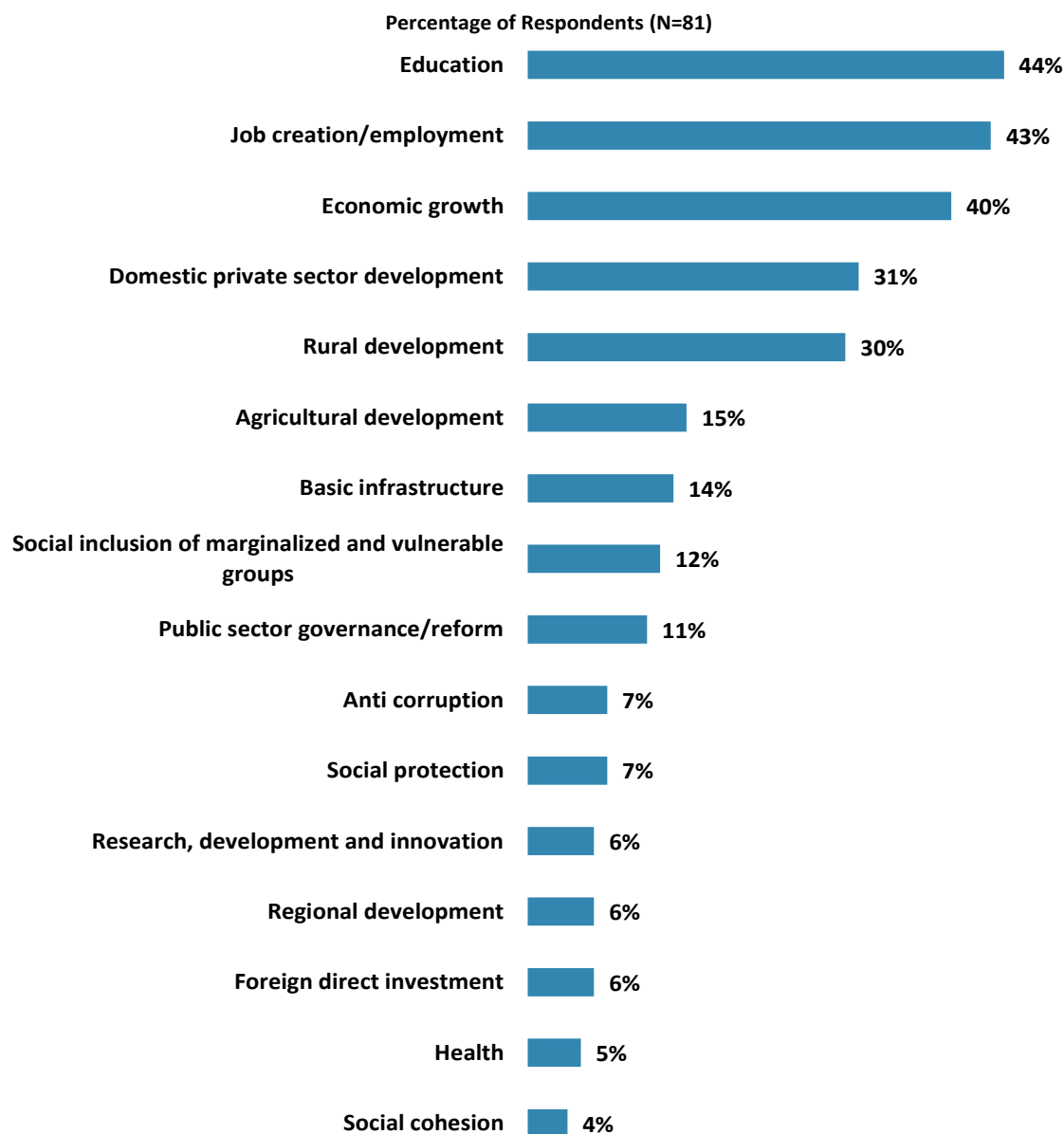
### Development Priority



"Listed below are a number of development priorities in Romania. Please identify which of the following you consider the most important development priorities in Romania. (Choose no more than THREE)" (Respondents chose from a list. Responses combined.)

## IV. General Issues Facing Romania (continued)

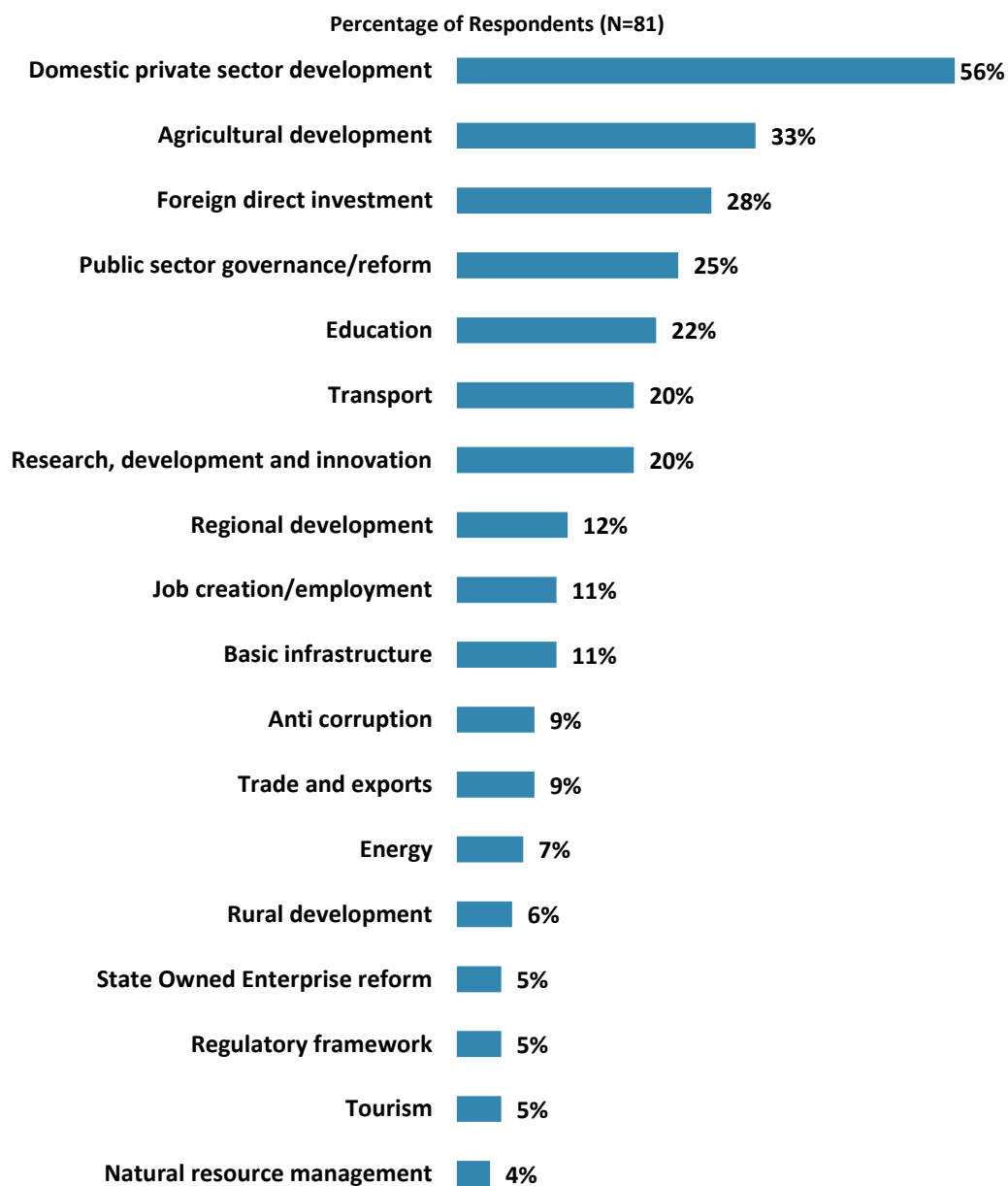
### What Would Contribute Most to Reducing Poverty



"Poverty reduction is a broad term that encompasses work in many different areas. Which THREE areas of development listed below do you believe would contribute most to reducing poverty in Romania?" (Respondents chose from a list. Responses combined.)

## IV. General Issues Facing Romania (continued)

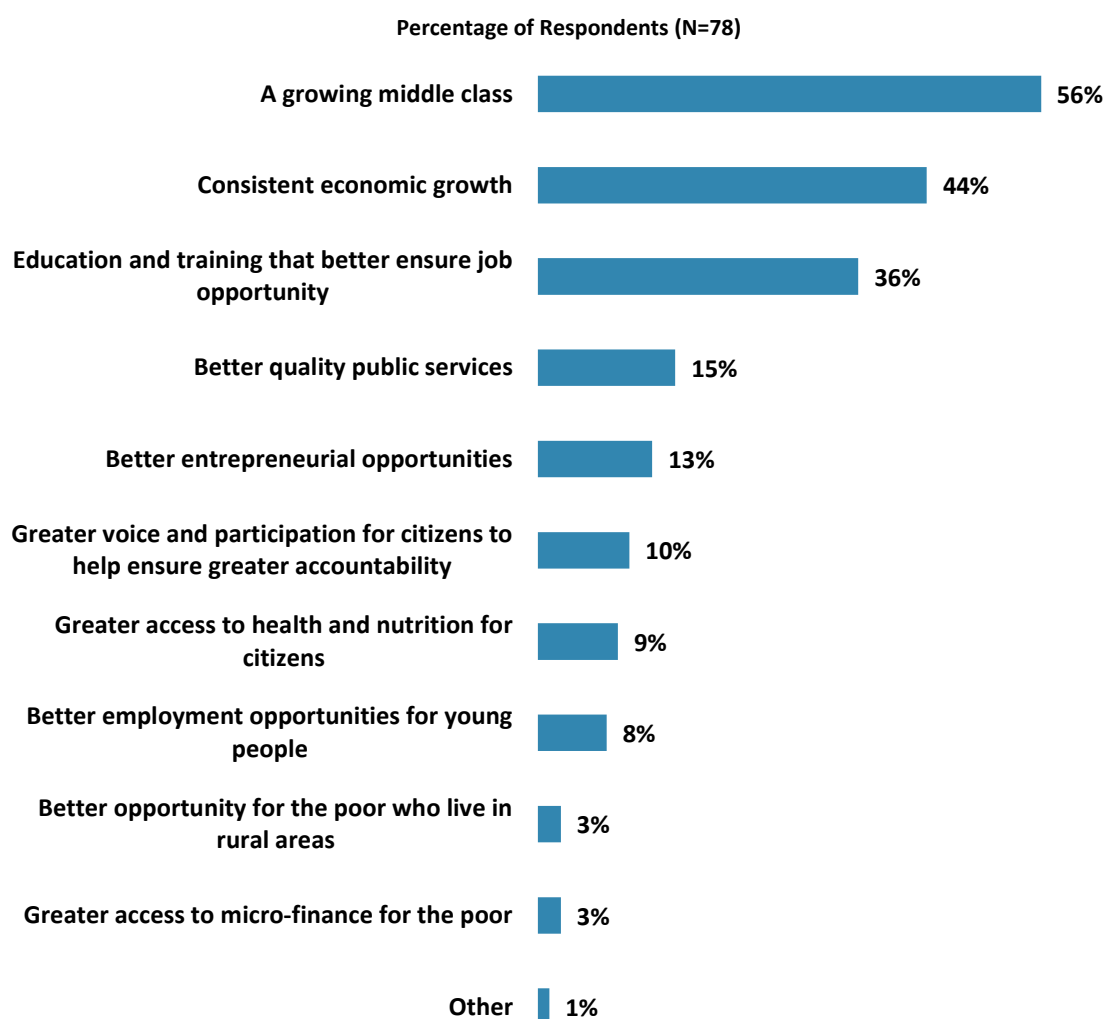
### What Would Contribute Most to Generating Economic Growth



"Economic growth can be driven by a number of factors. Which THREE areas below do you believe would contribute most to generating economic growth in Romania? (Choose no more than THREE)" (Respondents chose from a list. Responses combined.)

## IV. General Issues Facing Romania (continued)

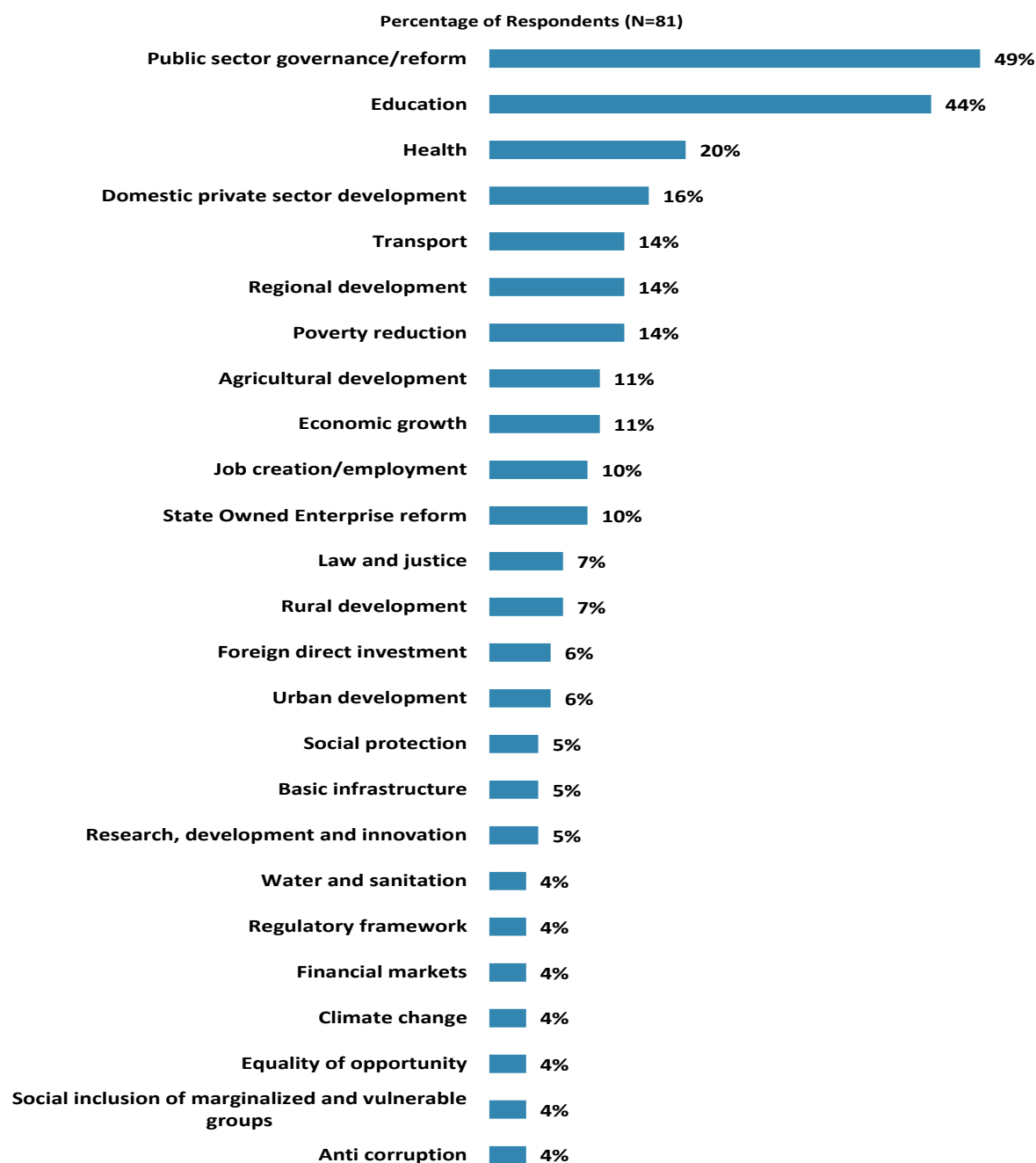
### What Best Illustrates How “Shared Prosperity” Would Be Achieved



"When thinking about the idea of 'shared prosperity' in your country, which of the following TWO best illustrate how this would be achieved in Romania? (Choose no more than TWO)"  
(Respondents chose from a list. Responses combined.)

## V. Overall Attitudes toward the World Bank

### Where the World Bank Should Focus its Resources



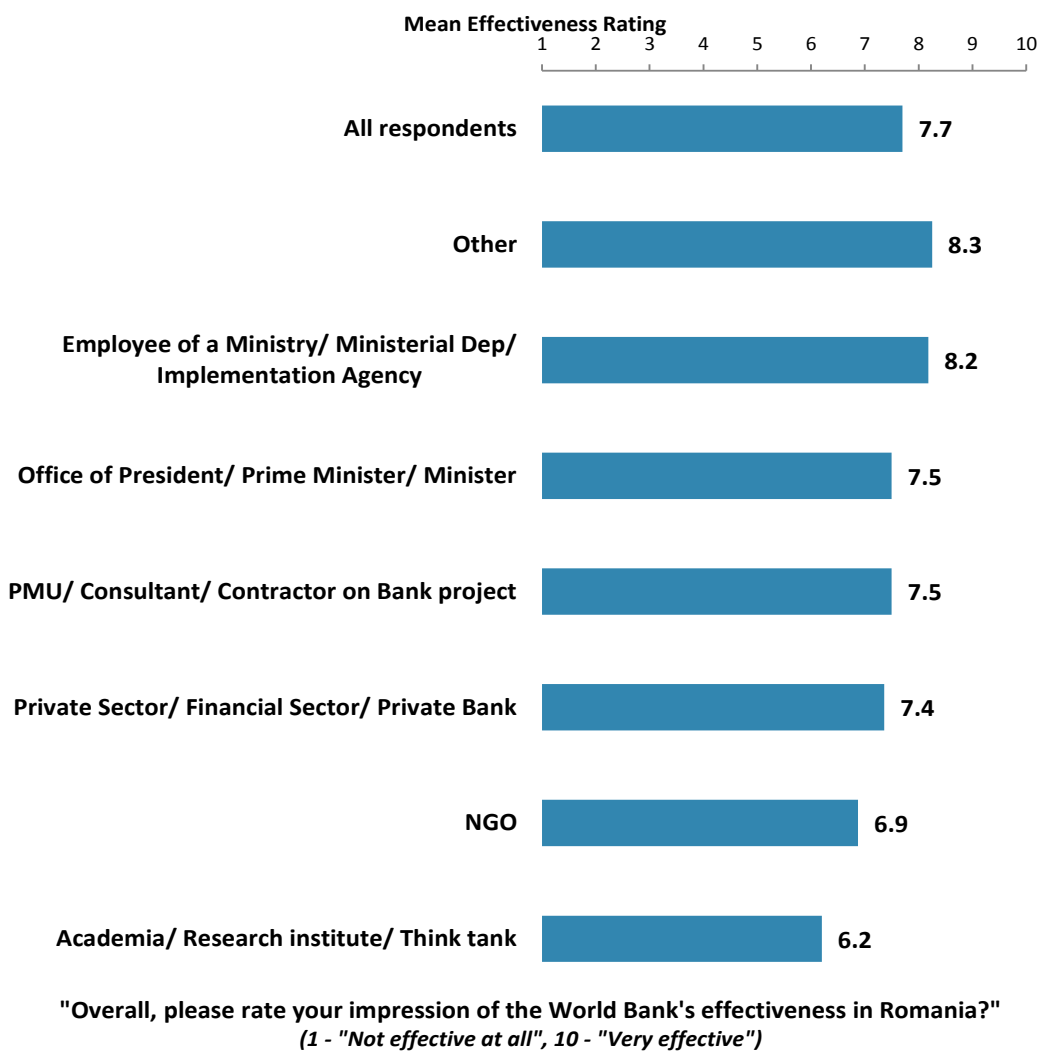
**“When thinking about how the World Bank can have the most impact on development results in Romania, in which sectoral areas do you believe the World Bank should focus most of its attention and resources in Romania? (Choose no more than THREE)”**  
 (Respondents chose from a list. Responses combined.)

## V. Overall Attitudes toward the World Bank (continued)

As noted in the “Methodology” section, the indicator questions referred to throughout the survey report are questions that are asked in every country that engages in the Country Survey. These will be aggregated for the Bank’s annual Corporate Scorecard.

### The World Bank’s Overall Effectiveness (*Indicator Question*)

- Respondents across stakeholder groups gave statistically similar ratings for the World Bank’s overall effectiveness in Romania.

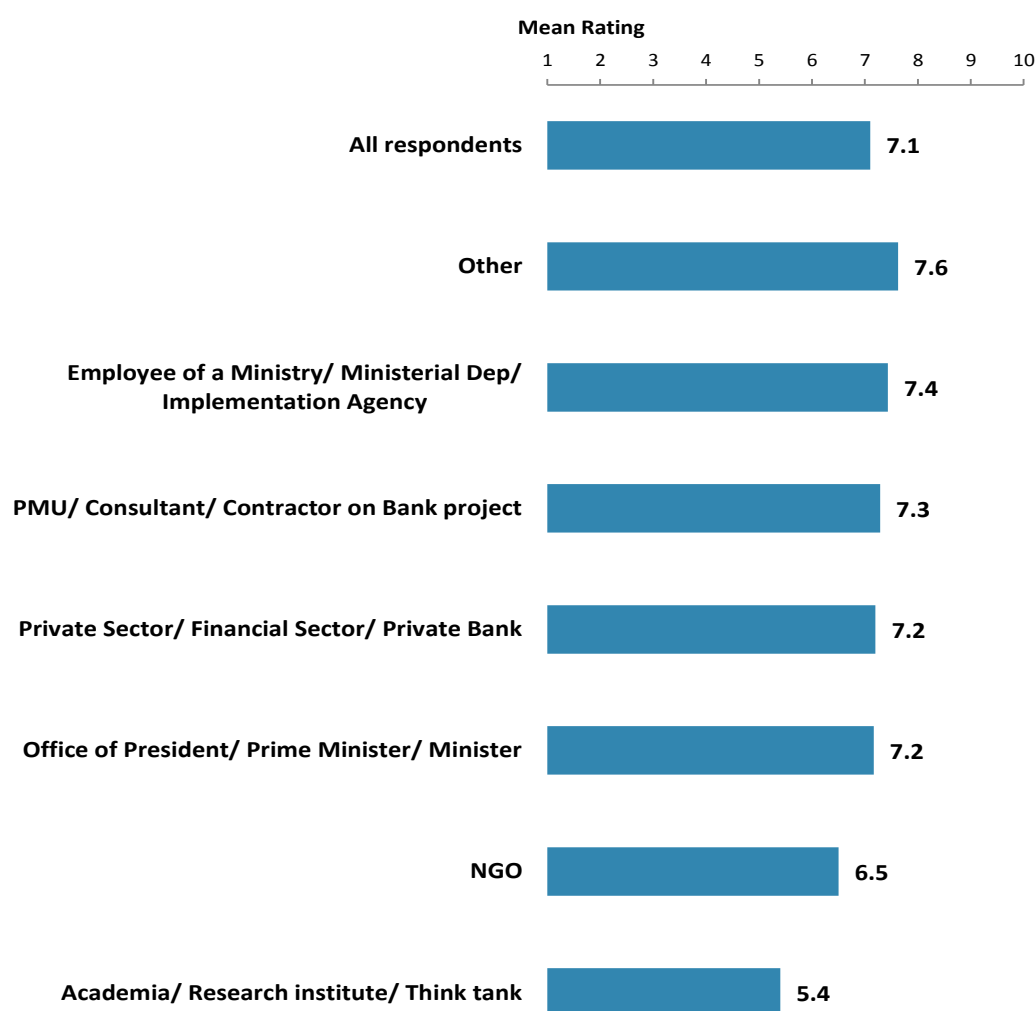




## V. Overall Attitudes toward the World Bank (continued)

### Achieving Development Results (*Indicator Question*)

- Respondents across stakeholder groups gave statistically similar ratings for the extent to which the World Bank helps achieve development results in Romania.



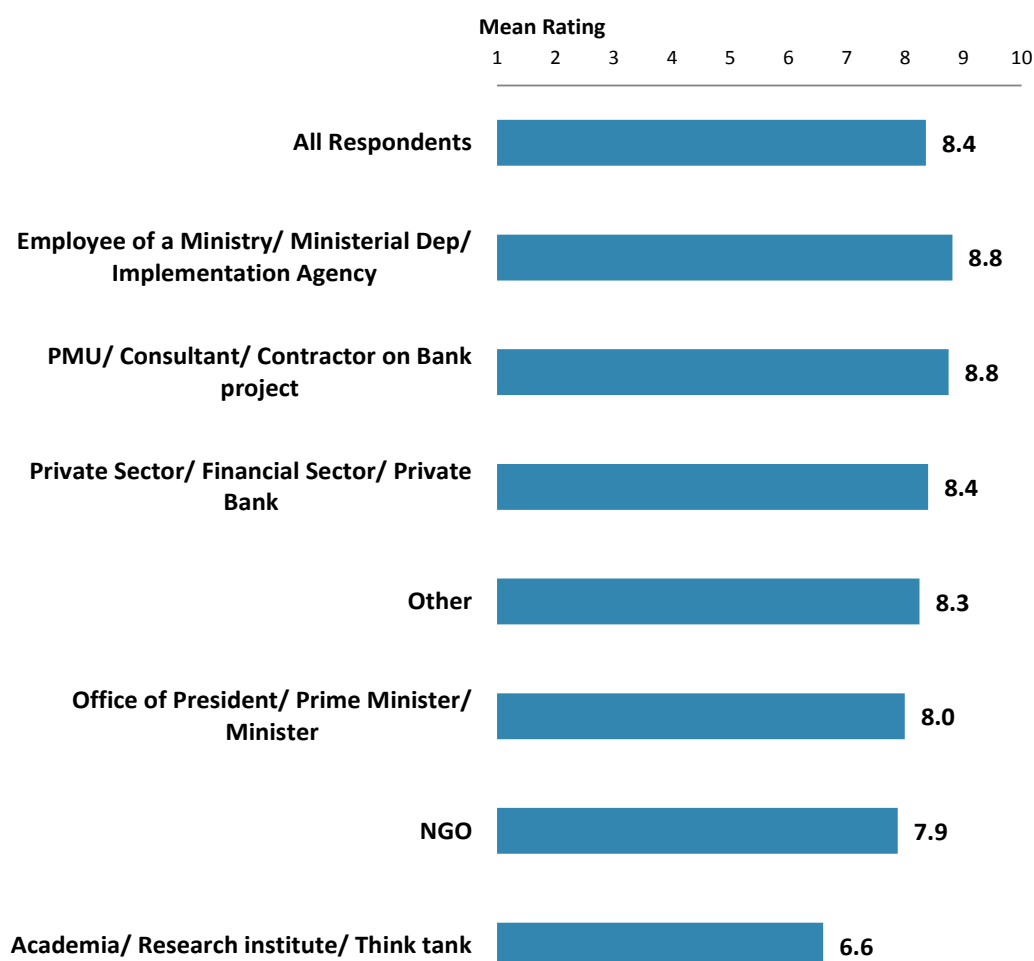
"To what extent does the World Bank's work help to achieve development results in Romania?"

(1 - "To no degree at all", 10 - "To a very significant degree")

## V. Overall Attitudes toward the World Bank (continued)

### Staff Preparedness (*Indicator Question*)

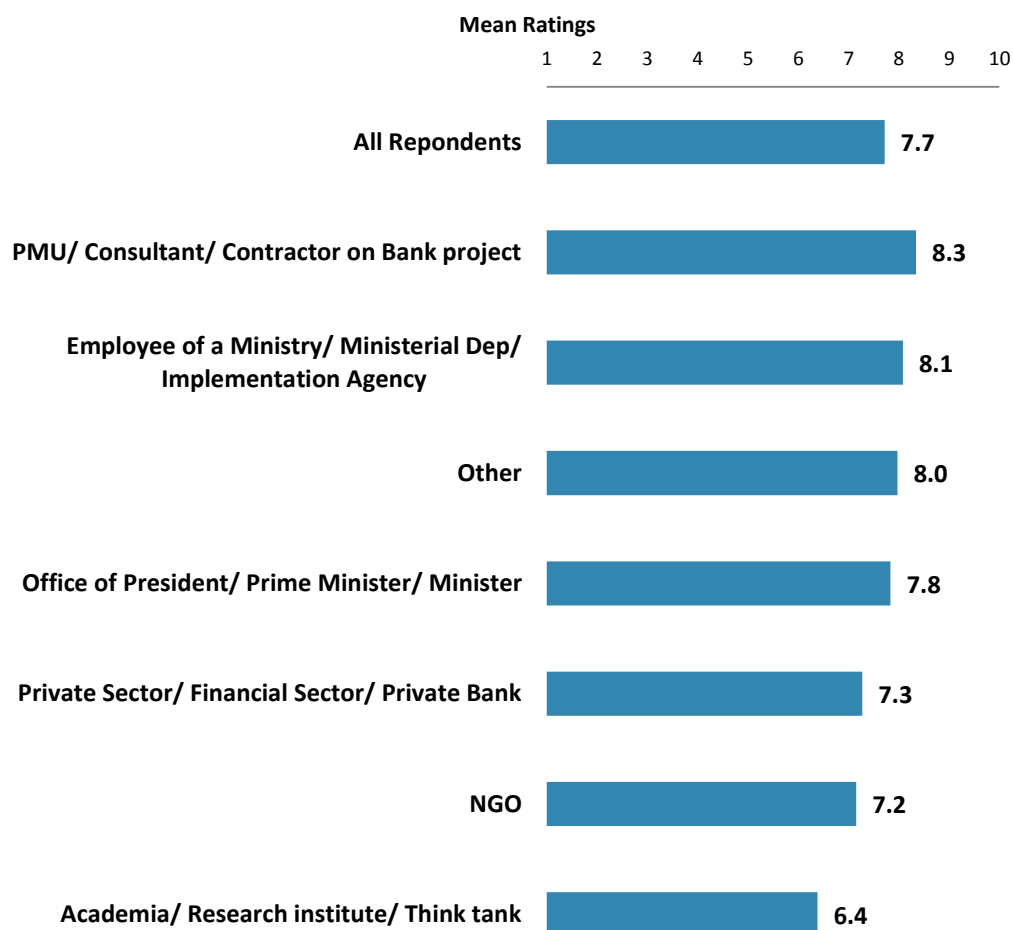
- Respondents from ministries/ministerial departments/implementation agencies, PMUs and consultants/contractors working on Bank projects gave the highest ratings for the extent to which the Bank's staff is well prepared to help Romania solve its most complicated development challenges, whereas respondents from academia/research institutes/think tanks and the media gave significantly lower ratings.



"To what extent do you believe the World Bank's staff is well prepared (e.g., skills and knowledge) to help Romania solve its most complicated development challenges?"  
(1-"To no degree at all", 10-"To a very significant degree")

## V. Overall Attitudes toward the World Bank (continued)

### Overall Ratings for Indicator Questions by Stakeholder Groups\*

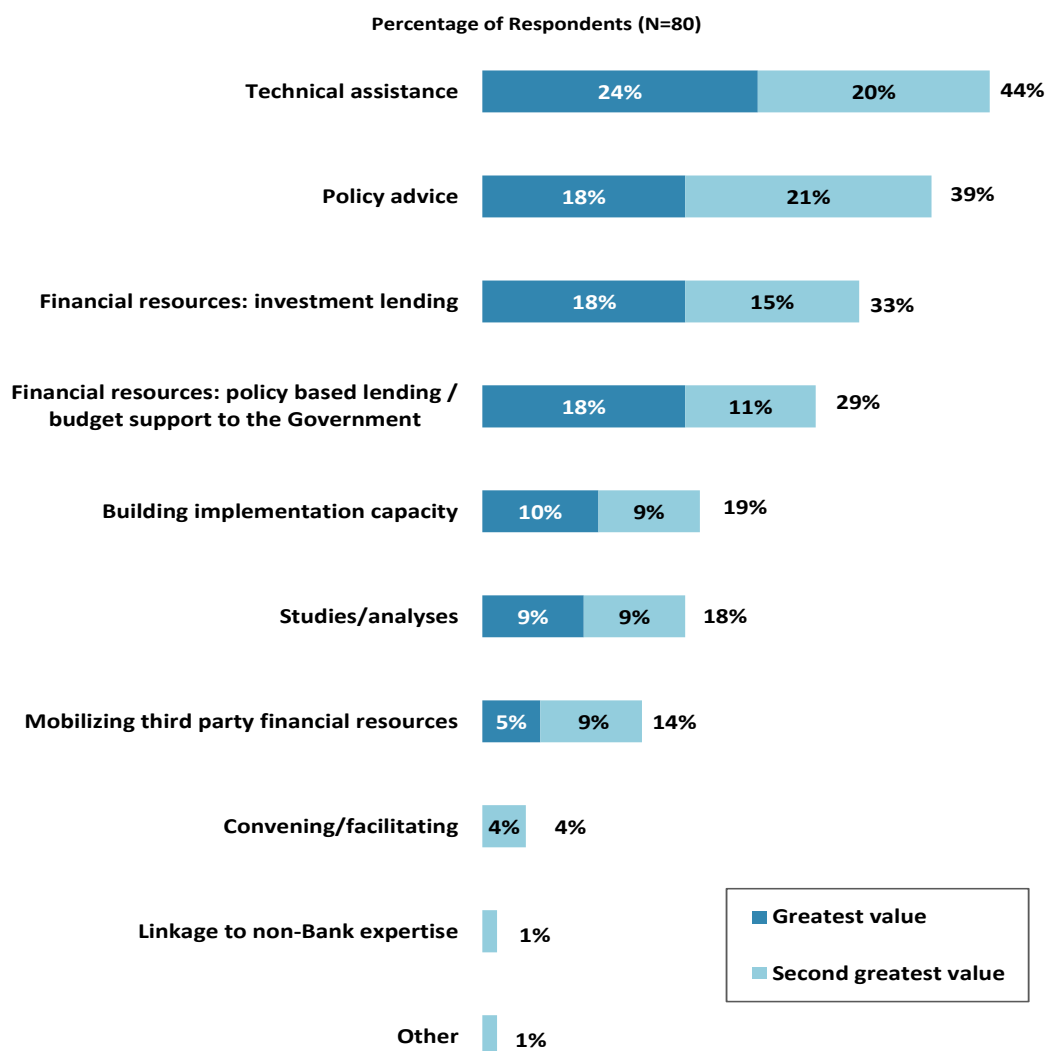


Mean Ratings for All Indicator Questions by Stakeholder Groups on a Scale from 1 to 10

\* Responses to all sixteen indicator questions can be found in Appendix D and E.

## V. Overall Attitudes toward the World Bank (continued)

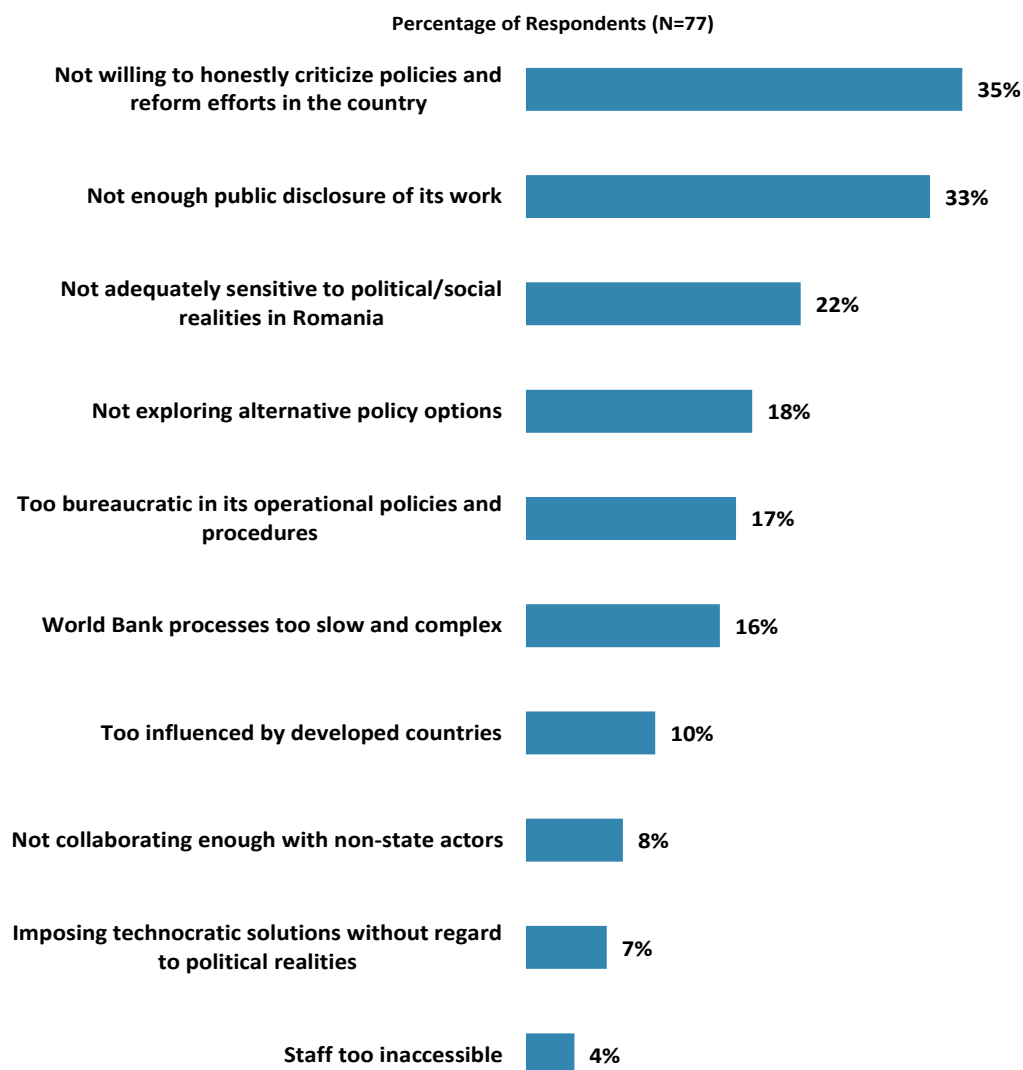
### Greatest Value



"When thinking about the World Bank's role, which activity do you believe is of greatest VALUE and which activity is of second greatest value in Romania?"  
 (Respondents chose from a list.)

## V. Overall Attitudes toward the World Bank (continued)

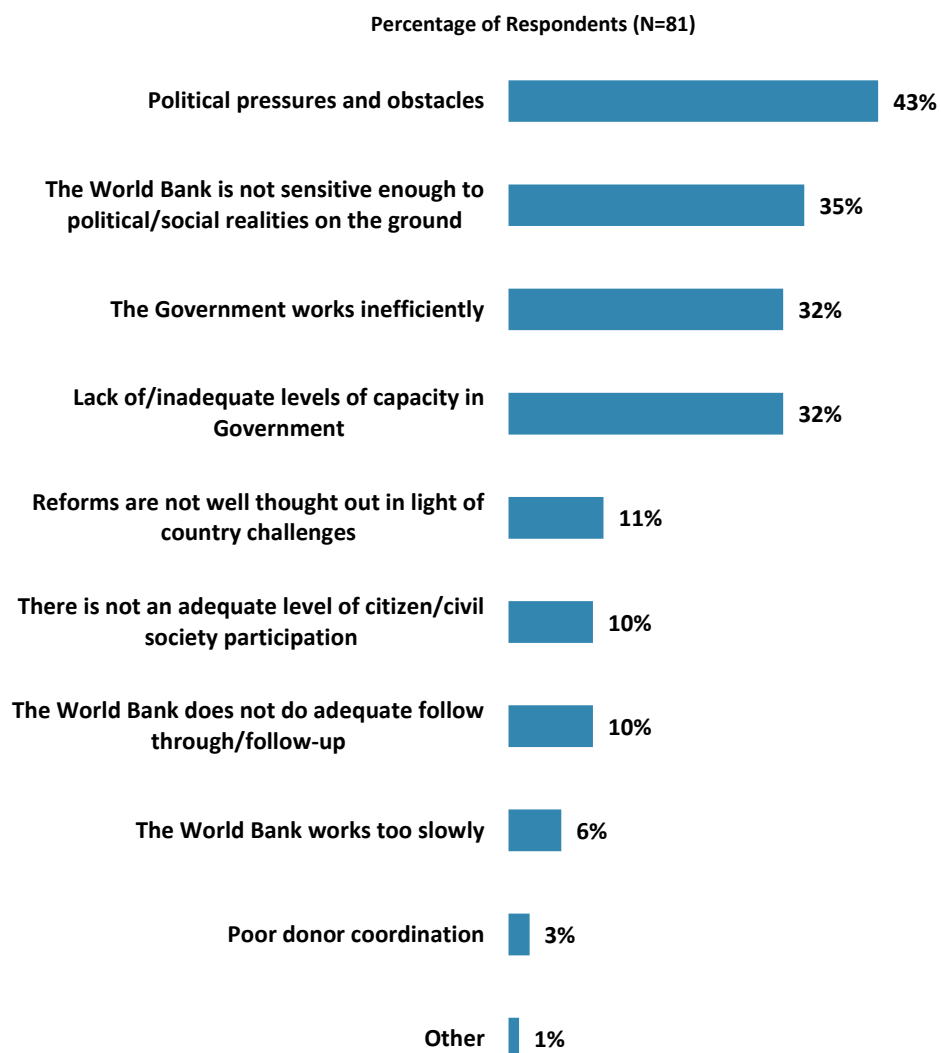
### Greatest Weakness



"Which of the following do you identify as the World Bank's greatest WEAKNESSES in its work in Romania? (Choose no more than TWO)"  
(Respondents chose from a list. Responses combined.)

## V. Overall Attitudes toward the World Bank (continued)

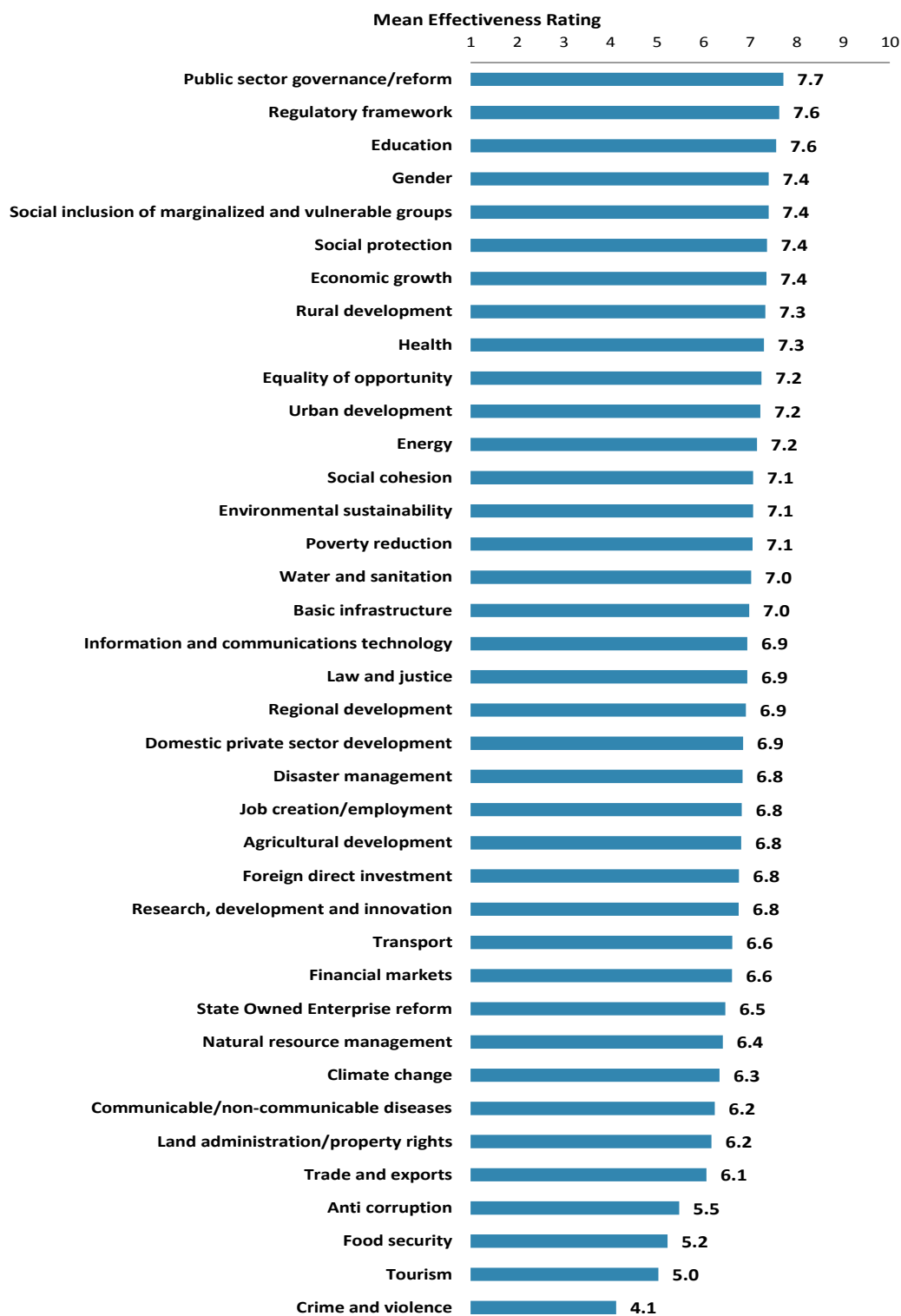
### Attributing Slow or Failed Reform Efforts



"When World Bank assisted reform efforts fail or are slow to take place, which of the following would you attribute this to? (Choose no more than TWO)"  
(Respondents chose from a list. Responses combined.)

## VI. Sectoral Effectiveness

### Specific Areas of Effectiveness



(1-"Not effective at all", 10-"Very effective")

## VI. Sectoral Effectiveness (continued)

### Specific Areas of Effectiveness (continued)

- There were significant stakeholder group differences in their ratings of the Bank's effectiveness across many of these thirty-eight development areas. For the most part, respondents from PMUs and consultants/contractors working Bank projects gave the highest ratings, whereas respondents from academia/research institutes/think tanks tended to give significantly lower ratings. Those areas with significant stakeholder differences were:
  - Anti corruption;
  - Urban development;
  - Environmental sustainability;
  - Gender;
  - Energy;
  - Public sector governance/reform;
  - Job creation/employment;
  - Regional development;
  - Food security;
  - Agricultural development;
  - Natural resource management; and
  - Social cohesion.
- Responses across all stakeholder groups can be found in the Appendix section.



## VI. Sectoral Effectiveness (continued)

### Drivers of Effectiveness

To determine the key drivers of respondents' ratings of the Bank's overall effectiveness and ratings of its ability to help achieve development results in Romania, bivariate correlational analyses were conducted using respondents' ratings of the thirty eight specific areas of effectiveness.

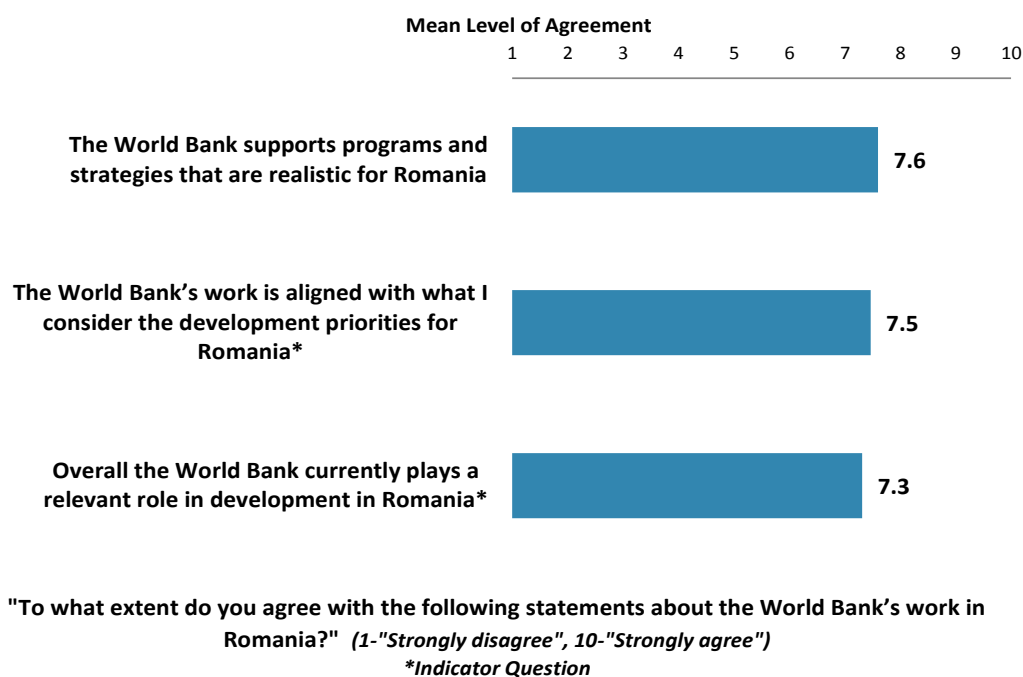
Correlational analyses, however, are not able to tell us exactly what is causing respondents' ratings of the Bank's overall effectiveness or ratings of its ability to help achieve development results. Rather, these analyses tell us that as ratings of effectiveness in one area increase, respondents' ratings of the Bank's overall effectiveness increase, or as ratings of effectiveness in one area increase, ratings of the Bank's ability to help achieve development results increase. Thus, it can be inferred that respondents' perceptions of effectiveness in one specific area are related to, or drive, respondents' perceptions of the Bank's overall effectiveness or perceptions of the Bank's ability to help achieve development results.

- Overall Effectiveness: Those specific areas with the highest Pearson Product-Moment correlations were determined to be the most closely related to perceptions of the Bank's overall effectiveness, suggesting that ratings of effectiveness in those specific areas are drivers of perceptions of the Bank's overall effectiveness in Romania. The areas determined to be key drivers from these analyses were:
  - The Bank's effectiveness at regional development;
  - The Bank's effectiveness at poverty reduction;
  - The Bank's effectiveness at equality of opportunity;
  - The Bank's effectiveness at health;
  - The Bank's effectiveness at gender; and
  - The Bank's effectiveness at social cohesion.
- Achieving Development Results: Those specific areas with the highest Pearson Product-Moment correlations were determined to be the most closely related to perceptions of the Bank's ability to help achieve development results in Romania, suggesting that ratings of effectiveness in those specific areas are drivers of perceptions of the Bank's ability to help achieve development results. The areas determined to be key drivers from these analyses were:
  - The Bank's effectiveness at health;
  - The Bank's effectiveness at disaster management;
  - The Bank's effectiveness at rural development;
  - The Bank's effectiveness at poverty reduction
  - The Bank's effectiveness at regional development; and
  - The Bank's effectiveness at equality of opportunity

## VII. How the World Bank Operates

### The World Bank's Work in Romania

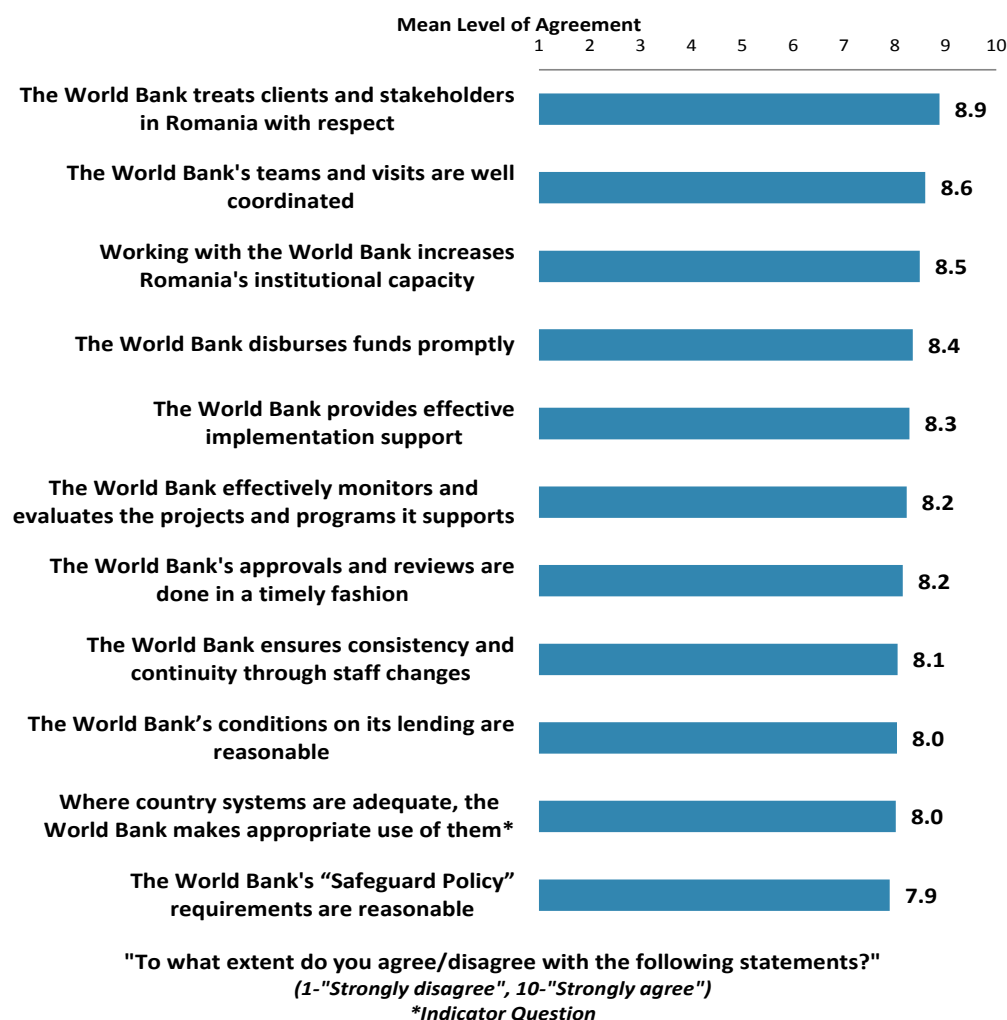
- There were significant differences across stakeholder groups in their levels of agreement with all two statements: “the World Bank’s work is aligned with what I consider the development priorities for Romania,” and “the World Bank supports programs and strategies that are realistic for Romania.” Respondents from the PMUs and consultants/contractors working on Bank projects tended to have the highest levels of agreement, whereas respondents from academia/research institutes/think tanks had significantly lower levels of agreement.
- Respondents across stakeholder groups had statistically similar levels of agreement with the indicator statement “overall the World Bank currently plays a relevant role in development in Romania.”



## VII. How the World Bank Operates (continued)

### Overall Perceptions

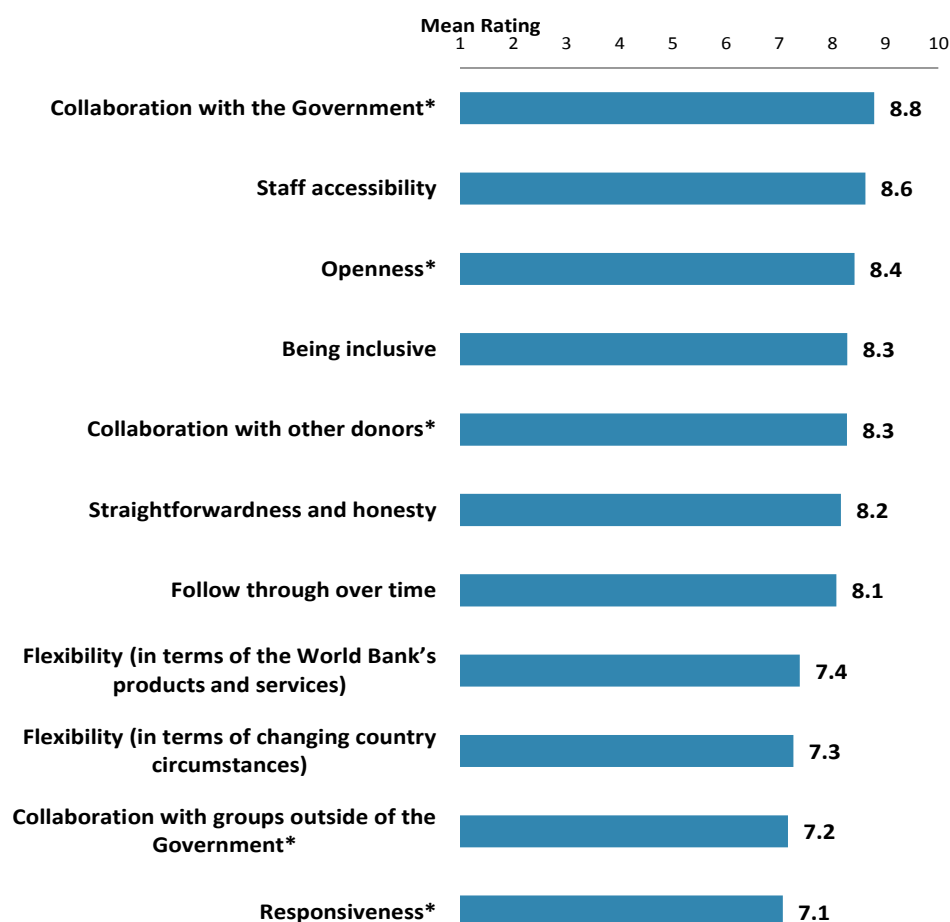
- Respondents across stakeholder groups had significant different levels of agreement with these statements: “the World Bank effectively monitors and evaluates the projects and programs it supports,” “the World Bank’s approvals and review are done in a timely fashion,” “the World Bank’s ‘Safeguard Policy’ requirements are reasonable,” “the World Bank’s conditions on its lending are reasonable,” “working with the World Bank increases Romania’s institutional capacity,” and “the World Bank provides effective implementation support.” In most cases, respondents from PMUs and consultants/contractors working on Bank projects had the highest levels of agreement, whereas respondents from academia/research institutes/think tanks had significantly lower levels of agreement.
- Respondents across stakeholder groups had statistically similar levels of agreement with the indicator statement “where country systems are adequate, the World Bank makes appropriate use of them.”



## VII. How the World Bank Operates (continued)

### The World Bank as an Effective Development Partner

- There were significant stakeholder differences in the ratings for the following qualities of the Bank as an effective development partner, including the Bank's "inclusiveness," "following through over time," "flexibility in terms of the Bank's products and services," and "flexibility in terms of changing country circumstances." For the most part, respondents from PMUs and consultants/contractors working on Bank projects had the highest ratings, whereas respondents from academia/research institutes/think tanks had significantly lower ratings.
- Respondents had statistically similar ratings for the following indicator qualities as an effective development partner, including the Bank's "responsiveness," "inclusiveness," "collaboration with groups outside of the government," "collaboration with the government," and "collaboration with other donors."



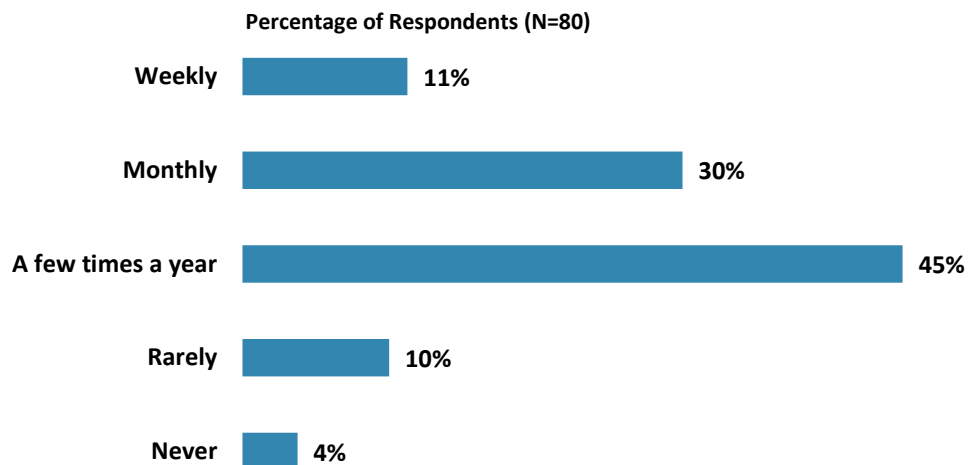
"To what extent is the World Bank an effective development partner in Romania, in terms of each of the following?"

(1-"To no degree at all", 10-"To a very significant degree")

\*Indicator Question

## VIII. World Bank Knowledge and Instruments

### Frequency of Use

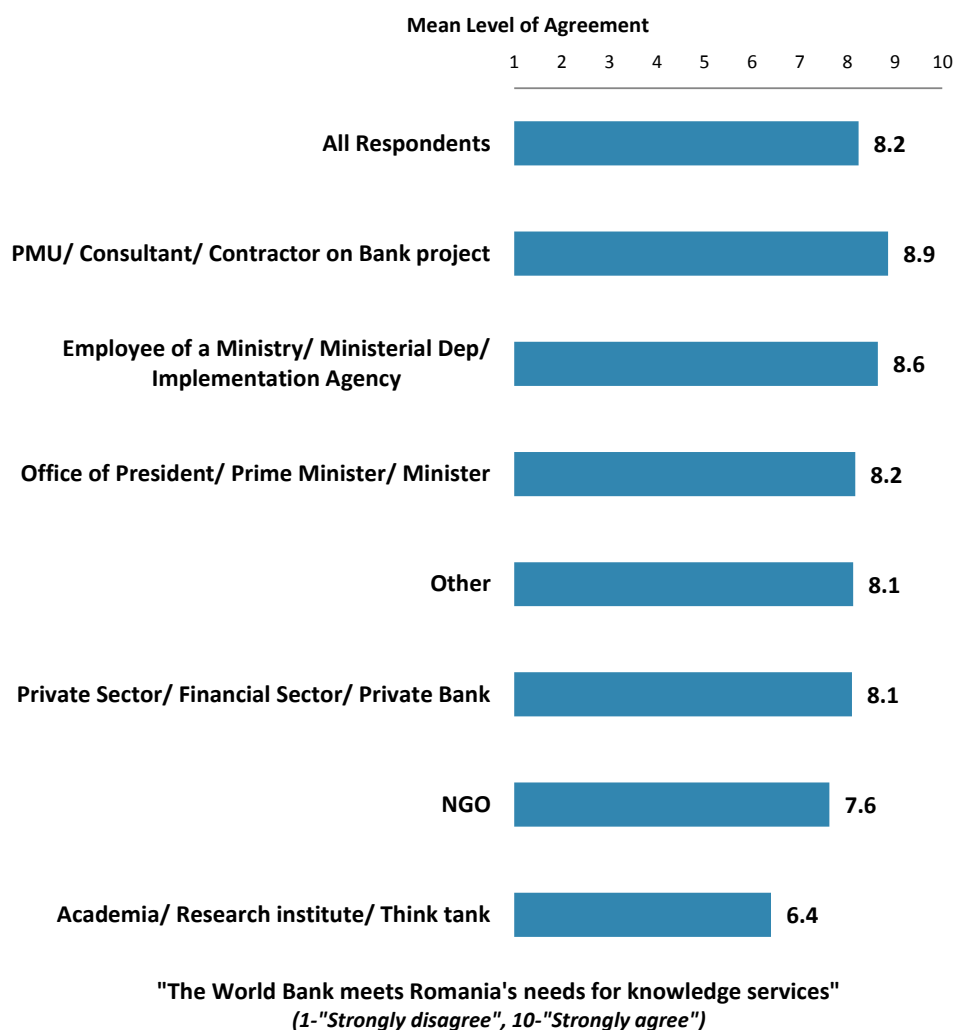


"How frequently do you consult World Bank knowledge work and activities in the work you do?"  
(Respondents chose from a list.)

## VIII. World Bank Knowledge and Instruments (continued)

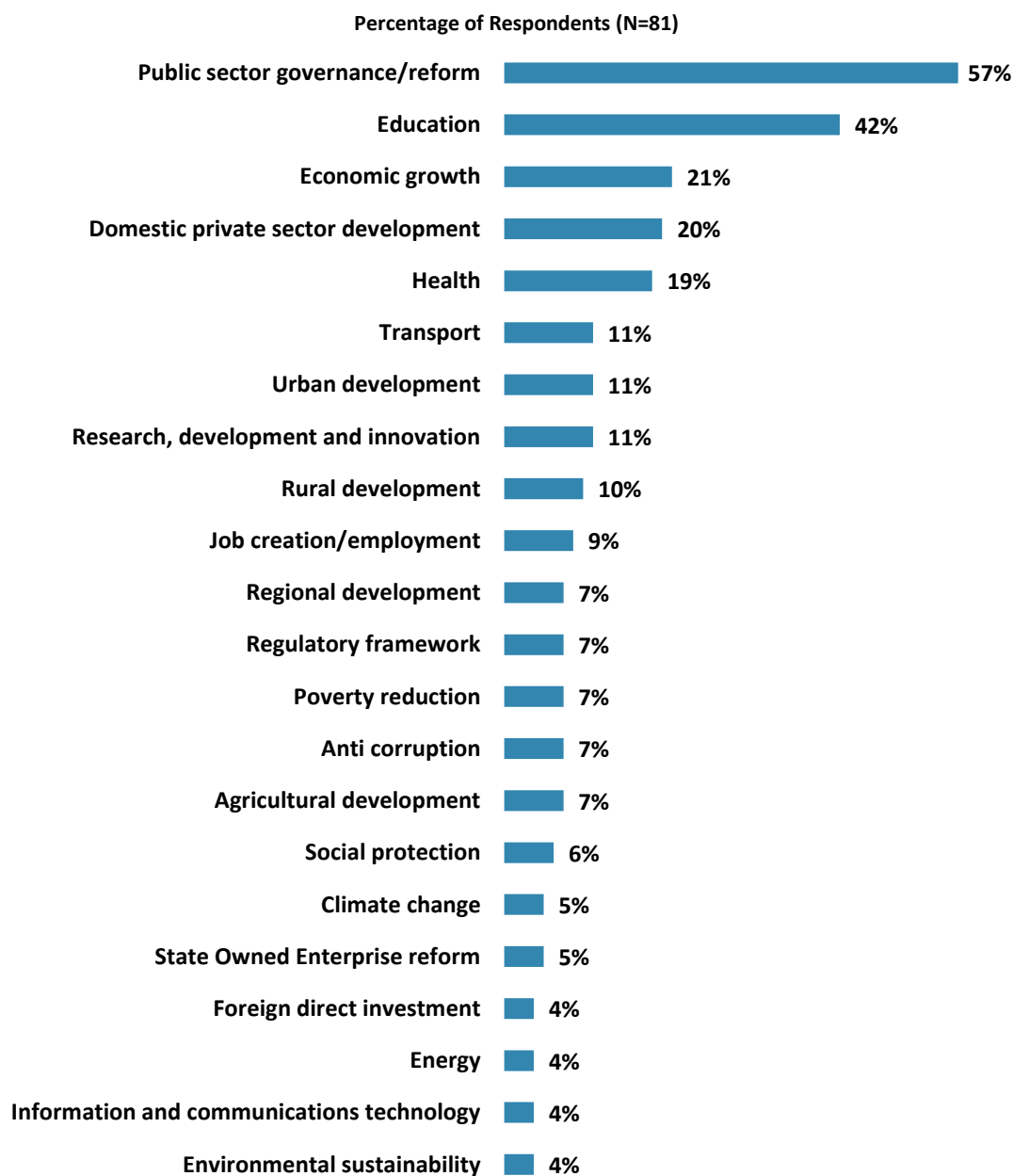
### Meeting Romania's Knowledge Needs (*Indicator Question*)

- Respondents across all stakeholder groups and geographic locations had statistically similar levels of agreement that the Bank meets Romania's needs for knowledge services.



## VIII. World Bank Knowledge and Instruments (continued)

### Knowledge: Focusing Bank Research



**“When thinking about the development challenges in Romania, where do you believe it would be most valuable for the World Bank to focus its knowledge work and activities in the next few years? (Choose no more than THREE)” (Respondents chose from a list. Responses combined.)**

## VIII. World Bank Knowledge and Instruments (continued)

### Knowledge: Effectiveness

- Respondents from PMUs and consultants/contractors working on Bank projects gave the highest ratings for the Bank's effectiveness in "contributing to good policy making," whereas respondents from the academia/research institutes/think tanks gave significantly lower ratings.

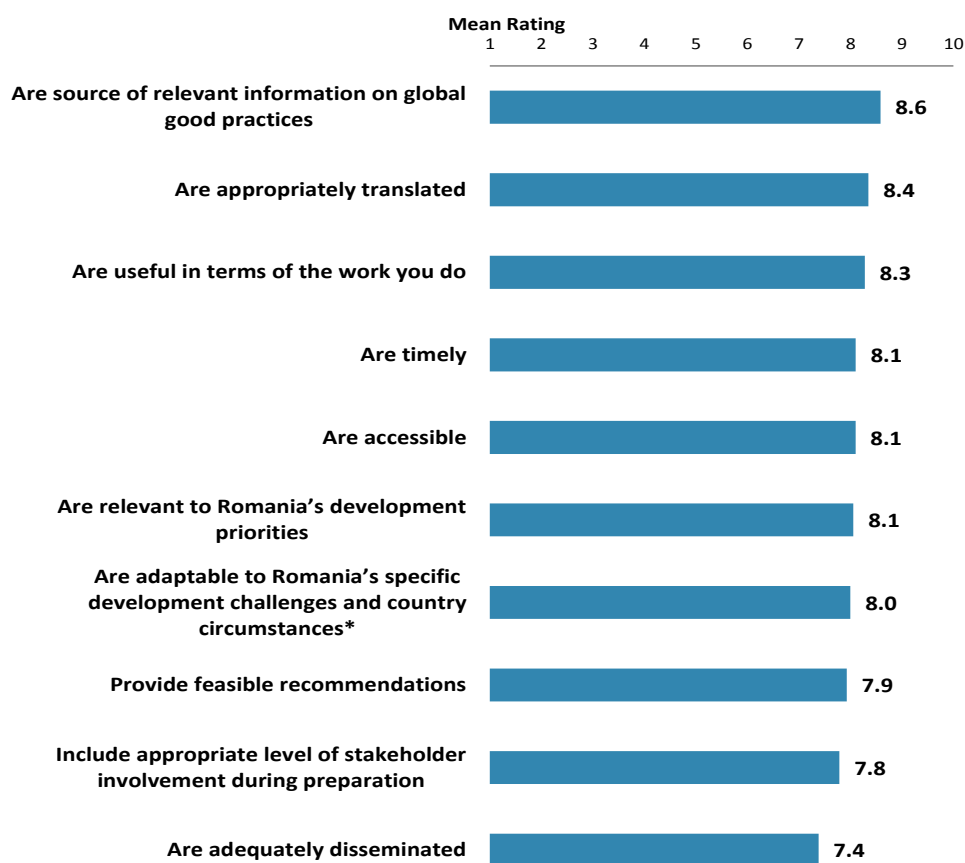




## VIII. World Bank Knowledge and Instruments (continued)

### Qualities of the Bank's Knowledge Work and Activities

- Respondents from PMUs and consultants/contractors working on Bank projects gave the highest ratings for the extent to which the World Bank's knowledge work and activities are "relevant to Romania's development priorities," whereas respondents from the academia/research institutes/think tanks gave significantly lower ratings.
- Respondents across stakeholder groups had statistically similar ratings for the indicator statement that the World Bank's knowledge work and activities are "adaptable to Romania's specific development challenges and country circumstances."



"In Romania, to what extent do you believe that the World Bank's knowledge work and activities:"

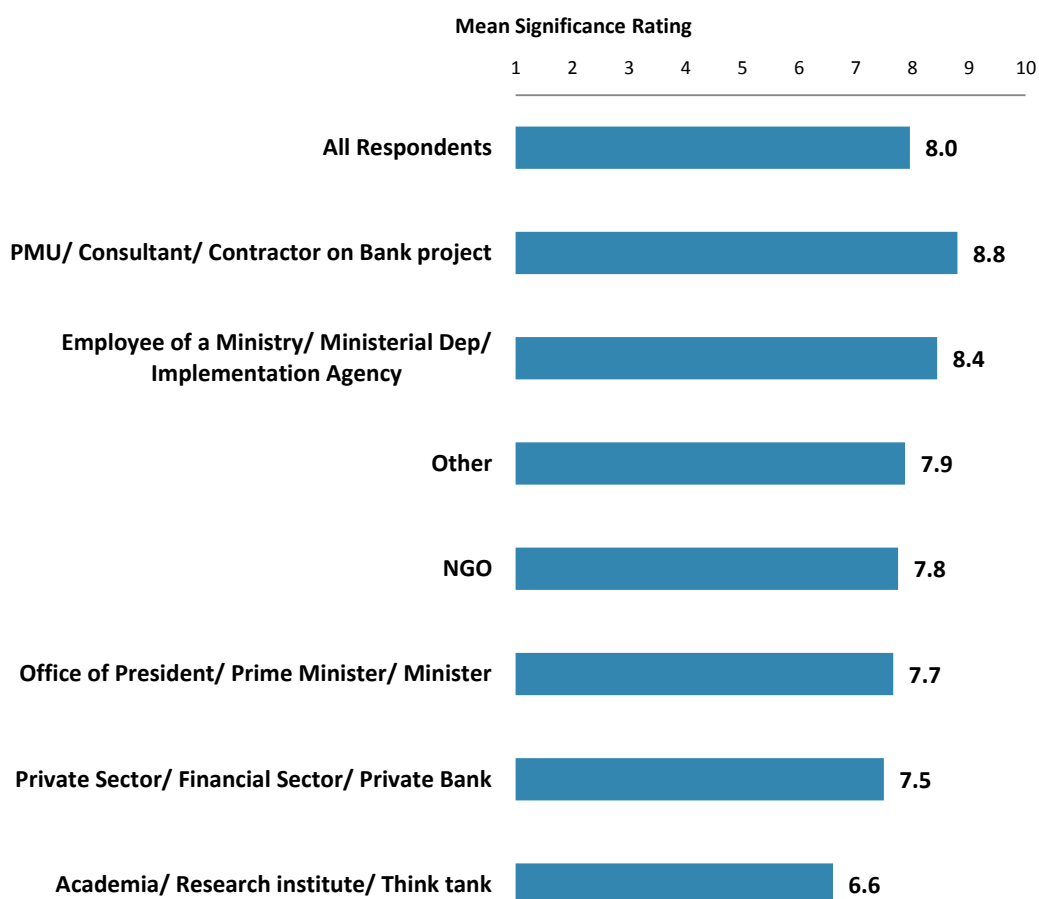
(1-"To no degree at all", 10-"To a very significant degree")

\*Indicator Question

## VIII. World Bank Knowledge and Instruments (continued)

### Contribution of the Bank's Knowledge Work and Activities (*Indicator Question*)

- Respondents across stakeholder groups gave statistically similar ratings for the significance of the contribution that the World Bank's knowledge work and activities make to development results in Romania.

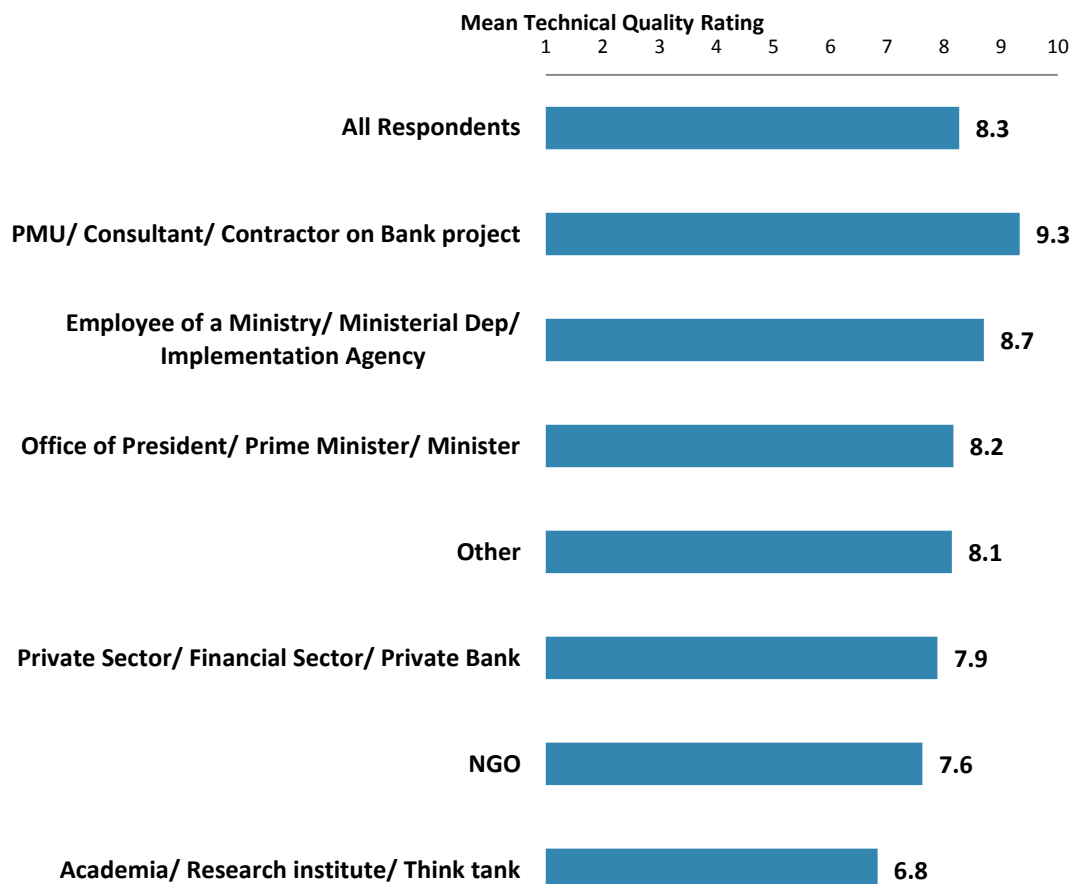


"Overall, how significant a contribution do you believe the World Bank's knowledge work and activities make to development results in your country?"  
 (1-"Not significant at all", 10-"Very significant")

## VIII. World Bank Knowledge and Instruments (continued)

### Technical Quality of the Bank's Knowledge Work and Activities (*Indicator Question*)

- Respondents from PMUs and consultants/contractors working on Bank projects gave the highest ratings for the technical quality of the World Bank's knowledge work and activities, whereas respondents from the academia/research institutes/think tanks gave significantly lower ratings.



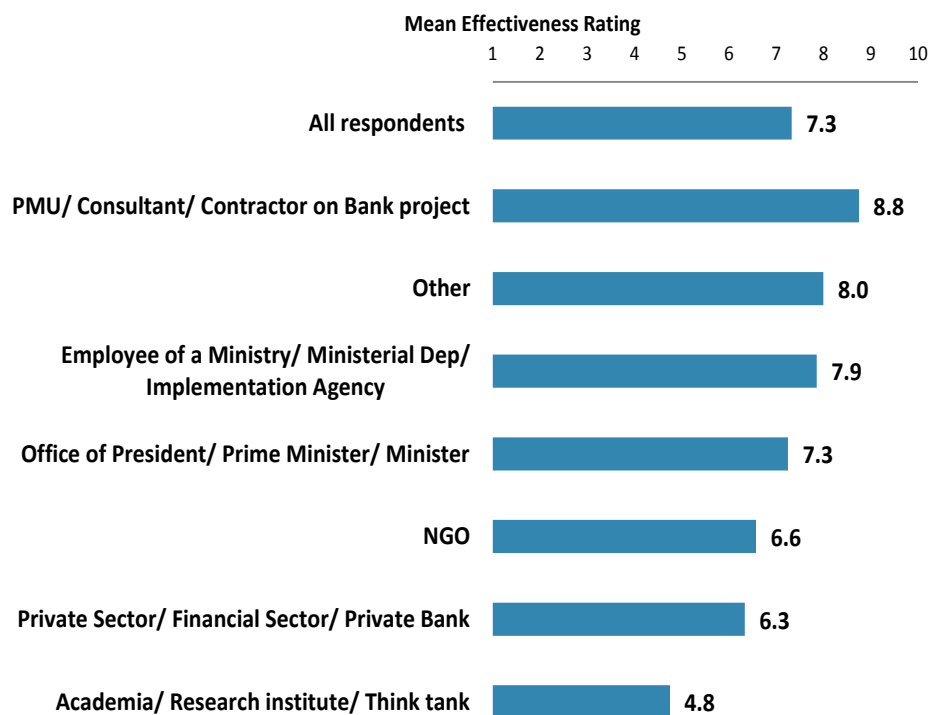
"Overall, how would you rate the technical quality of the World Bank's knowledge work and activities?"

(1-"Very low technical quality", 10-"Very high technical quality")

## VIII. World Bank Knowledge and Instruments (continued)

### Value for Money from Fee-Based Products/Services

- Respondents from PMUs and consultants/contractors working on Bank projects gave the highest ratings for the value Romania received for money from the World Bank's fee-based products/services, whereas respondents from the academia/research institutes/think tanks gave significantly lower ratings.

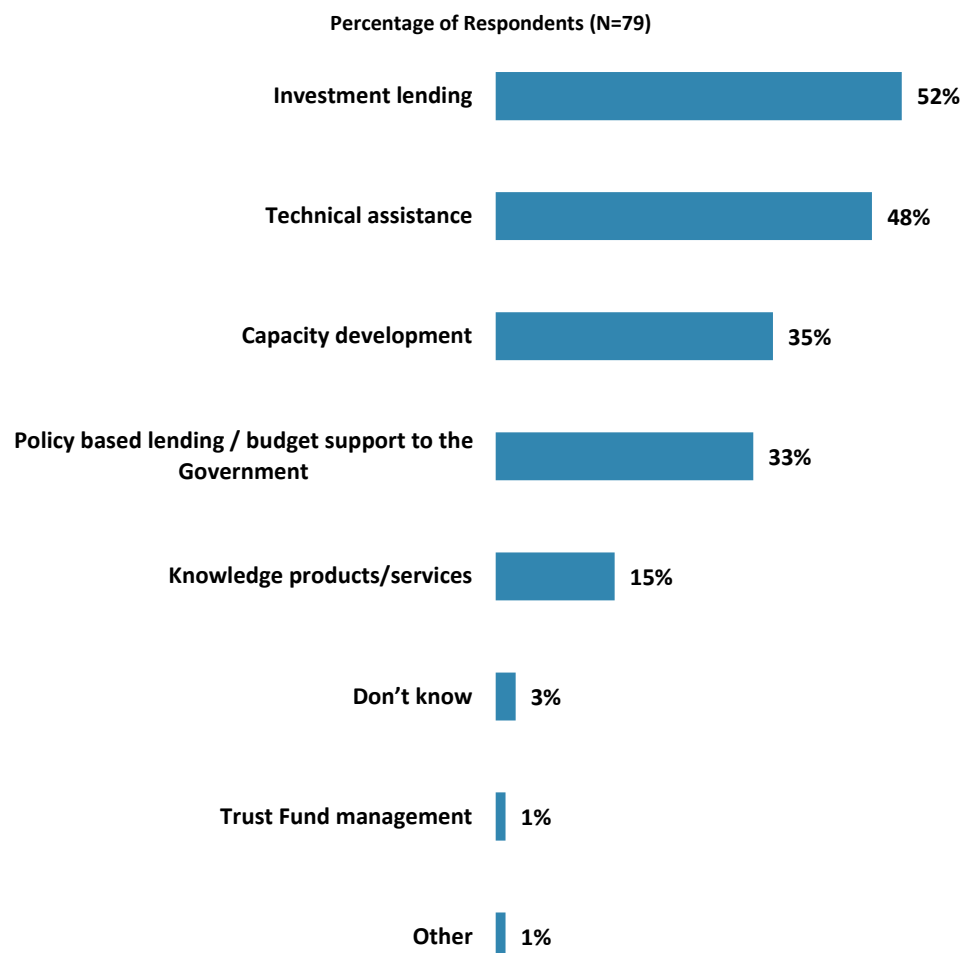


"To what extent do you believe that Romania received value for money from the World Bank's fee-based products/services?"

(1-"To no degree at all", 10-"To a very significant degree")

## VIII. World Bank Knowledge and Instruments (continued)

### Most Effective Instruments

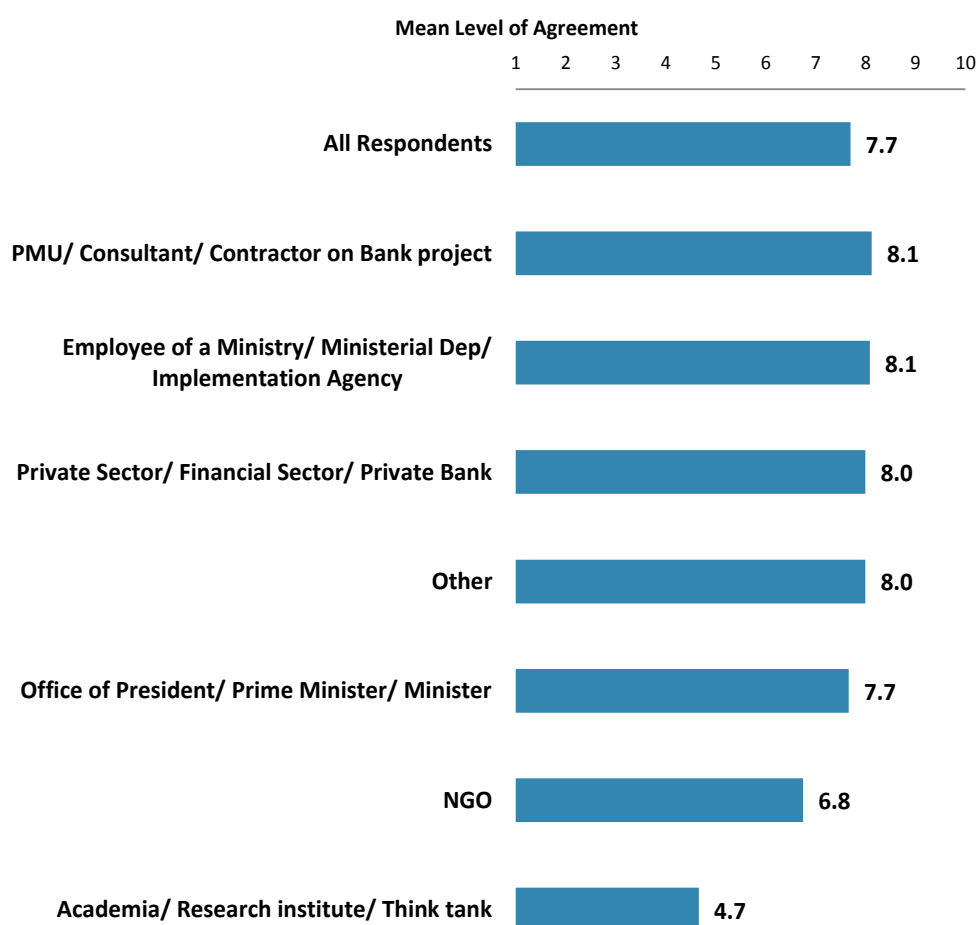


**“Which World Bank instruments do you believe are the MOST effective in reducing poverty in Romania? (Choose no more than TWO)”**  
(Respondents chose from a list. Responses combined.)

## VIII. World Bank Knowledge and Instruments (continued)

### Meeting Romania's Needs for Financial Instruments (*Indicator Question*)

- Respondents from ministries/ministerial departments/implementation agencies, PMUs and consultants/contractors working on Bank projects had the highest levels of agreement that the Bank's financial instruments meet Romania's needs, whereas respondents from the academia/research institutes/think tanks had significantly lower levels of agreement.

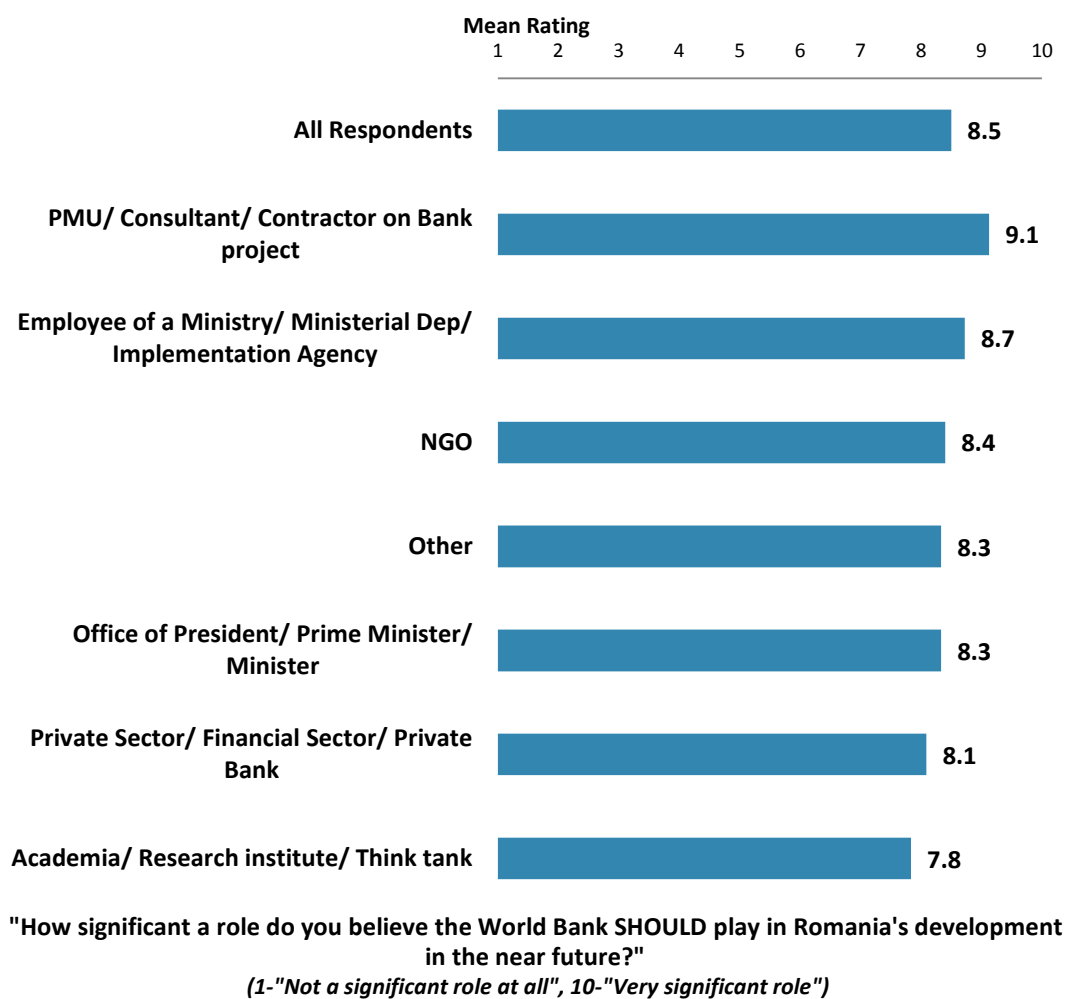


**"The World Bank's financial instruments meet the needs of Romania"**  
*(1-"Strongly disagree", 10-"Strongly agree")*

## IX. The Future Role of the World Bank in Romania

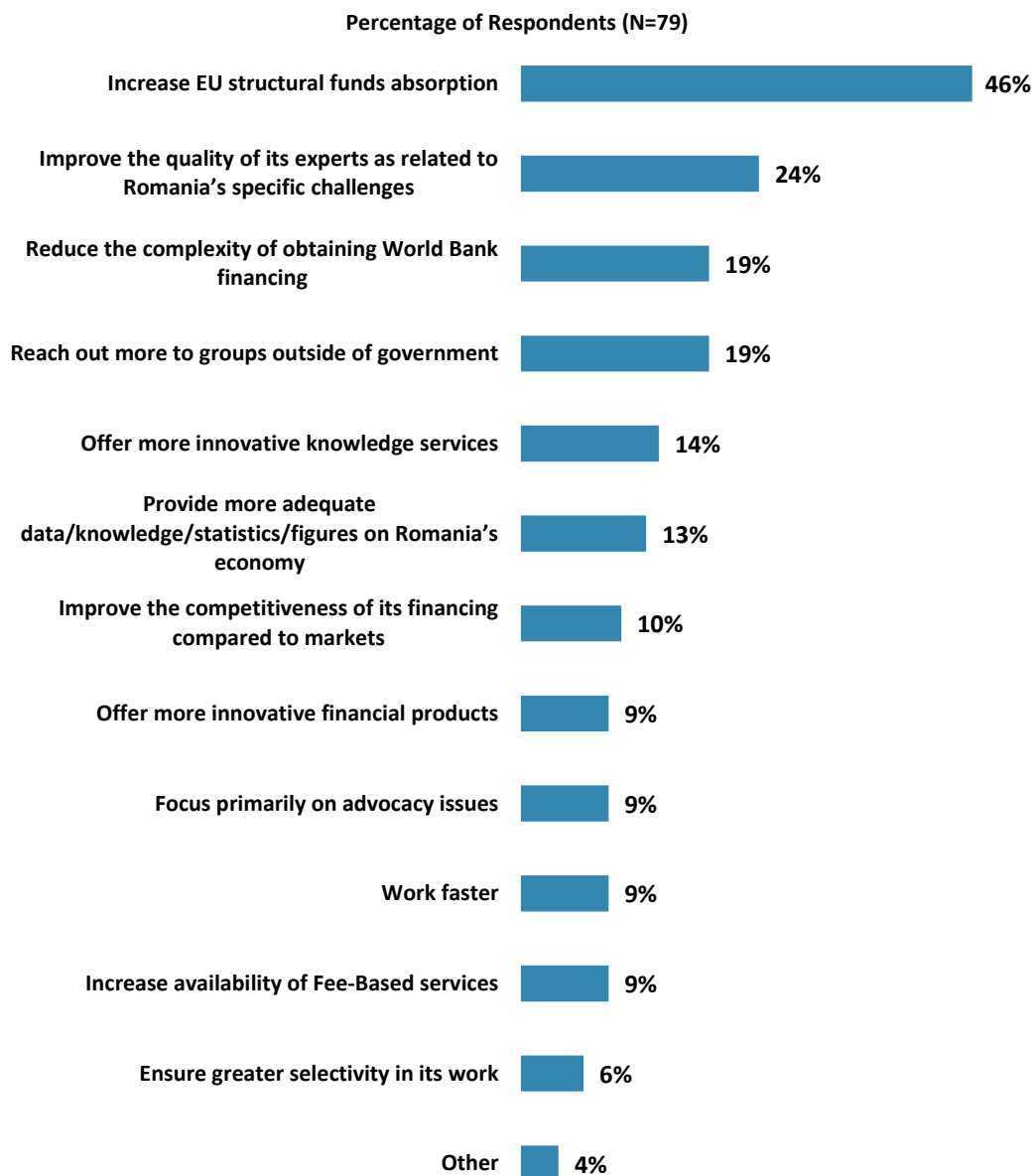
### Role Significance

- Respondents across all stakeholder groups gave statistically similar ratings for the significance of the Bank's future role in Romania's development.



## IX. The Future Role of the World Bank in Romania (continued)

### Making the World Bank of Greater Value

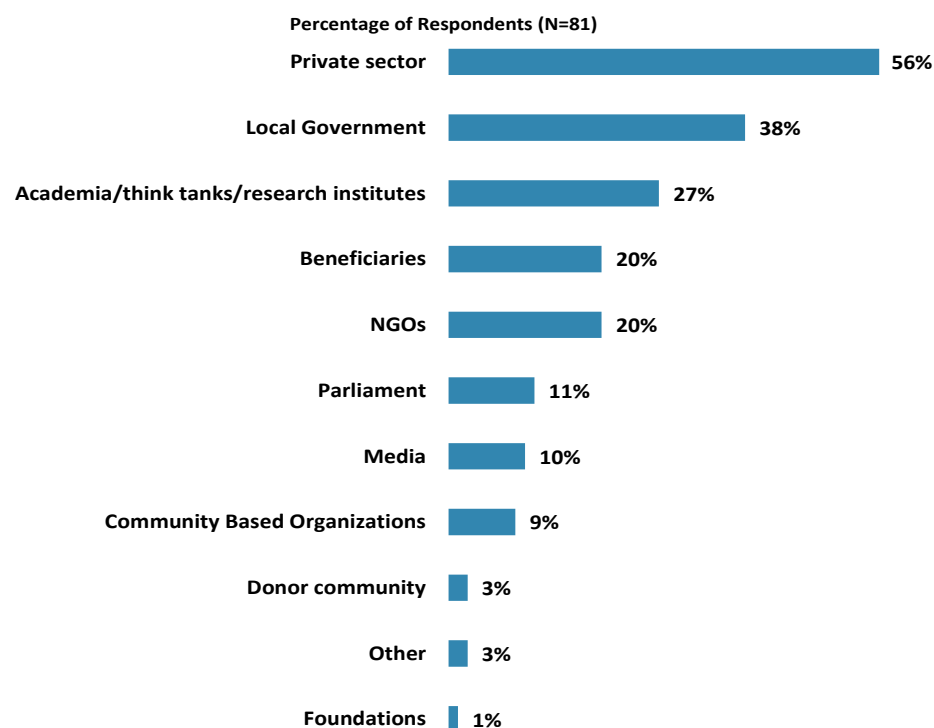


"Which of the following SHOULD the World Bank do to make itself of greater value in Romania?  
(Choose no more than TWO)" (Respondents chose from a list. Responses combined.)




## IX. The Future Role of the World Bank in Romania (continued)

### Collaborating with Stakeholders in Romania



**"In addition to the regular relations with the national government as its main interlocutor, which TWO of the following groups should the World Bank collaborate with more in your country to ensure better development results there?"**  
(Respondents chose from a list. Responses combined.)

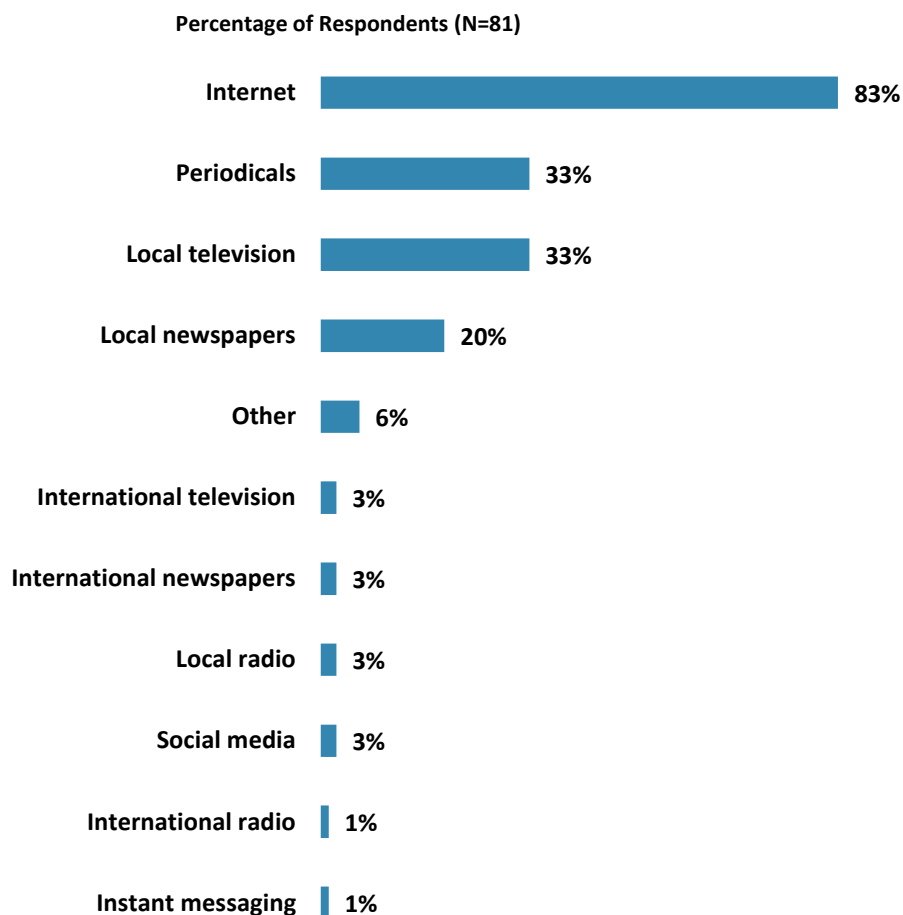
### Influencing the Global Development Agenda



**"To what extent do you believe the World Bank SHOULD seek to influence the global development agenda as related to 'global public goods'?"**  
(1 - "To no degree at all", 10 - "To a very significant degree")

## X. Communication and Openness

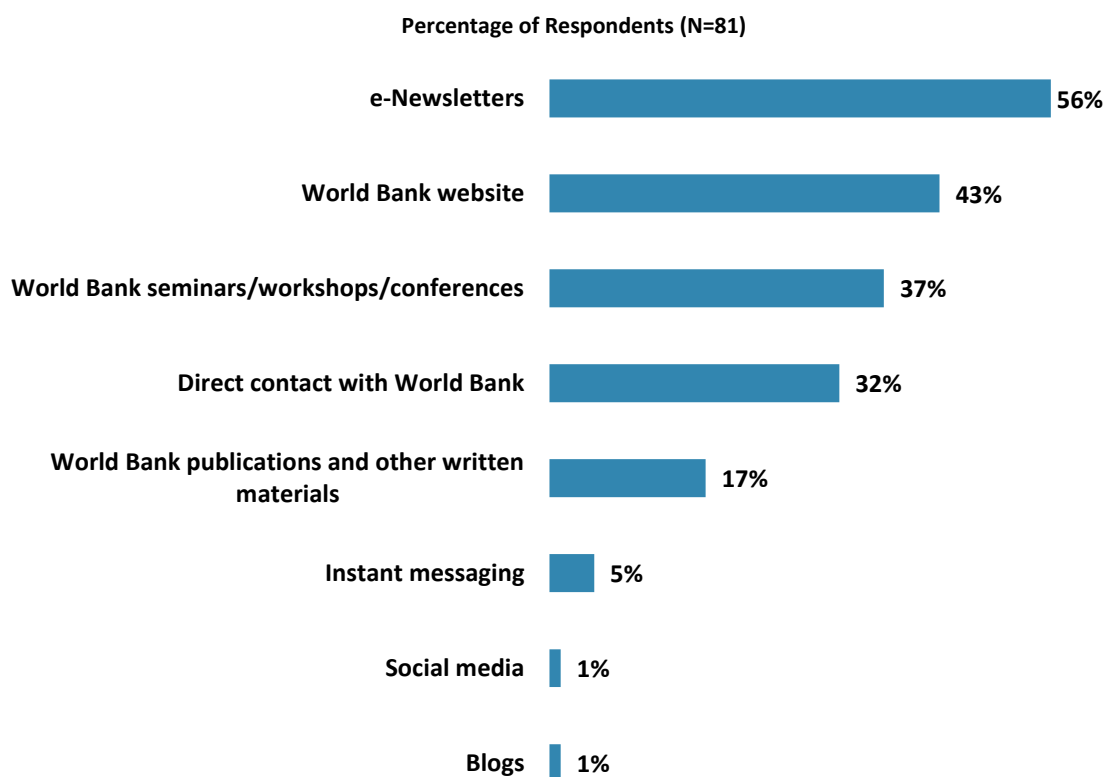
### Information Sources



"How do you get most of your information about economic and social development issues in Romania? (Choose no more than TWO)"  
(Respondents chose from a list. Responses combined.)

## X. Communication and Openness (continued)

### Preferred Information Sources



"How would you prefer to receive information from the World Bank?  
(Choose no more than TWO)"  
(Respondents chose from a list. Responses combined.)

## X. Communication and Openness (continued)

### Access to Information

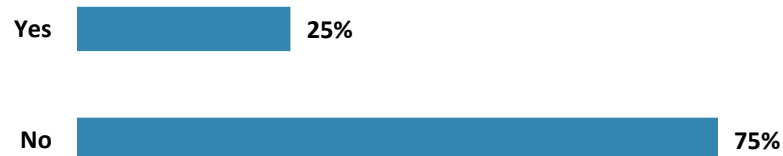
Percentage of Respondents (N=73)



"Are you aware of the World Bank's Access to Information Policy under which the Bank will now disclose any information in its possession that is not on a list of exceptions?"

---

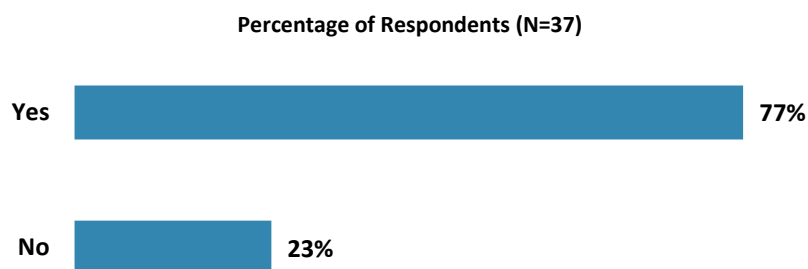
Percentage of Respondents (N=76)



"Have you requested information from the World Bank on its activities in the past year?"

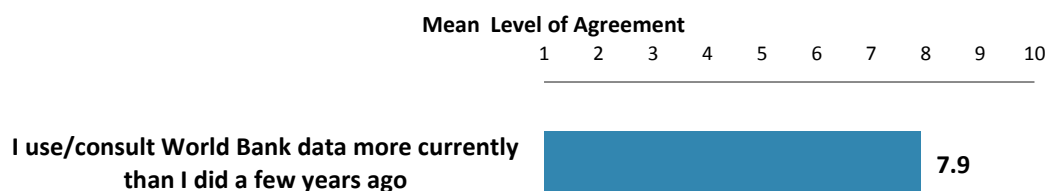
## X. Communication and Openness (continued)

### Access to Information (continued)



"Were you able to obtain this information?"

- Respondents from PMUs and consultants/contractors working on Bank projects are most likely to indicate that "I use/consult World Bank data more currently than I did a few years ago," whereas respondents from the academia/research institutes/think tanks are significantly less likely to indicate so.



"Please rate how much you agree with the following statements"  
(1-"Strongly disagree", 10-"Strongly agree")

## X. Communication and Openness (continued)

### Internet Access

Percentage of Respondents (N=75)

Yes 100%

No 0%

"Do you have access to the Internet?"

Percentage of Respondents (N=75)

High speed 100%

Dial-up 0%

"Which Internet connection do you use primarily when visiting a World Bank website?"

## X. Communication and Openness (continued)

### Website Usage

Percentage of Respondents (N=75)



"Do you use/have you used the World Bank website?"

---

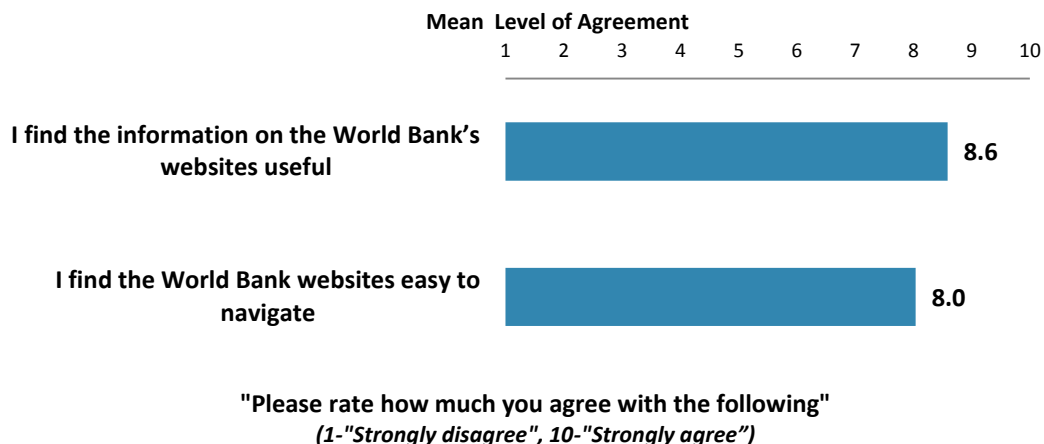
Percentage of Respondents (N=78)



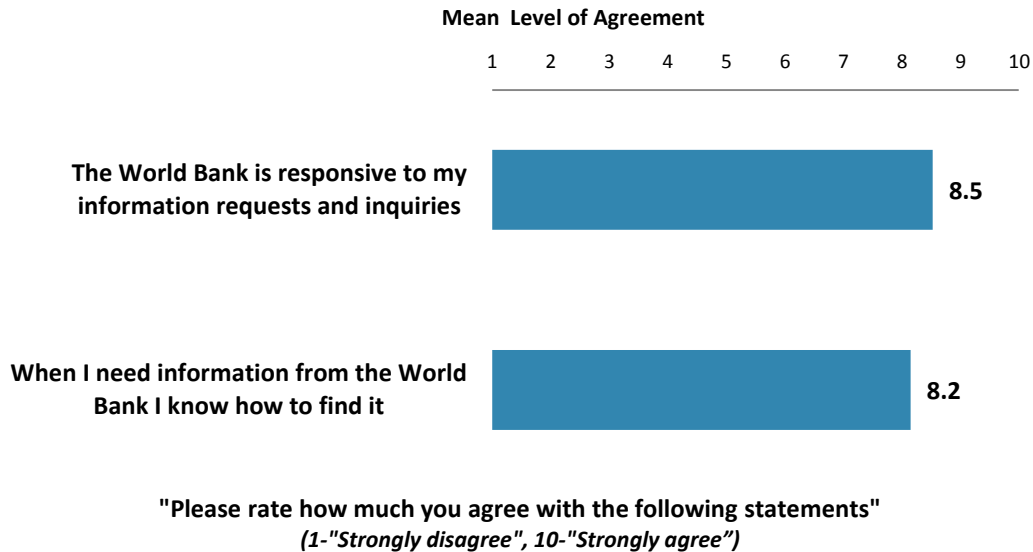
"Which do you primarily use?"

## X. Communication and Openness (continued)

### Website Evaluation



### Information Sharing





## XI. Appendices

A. Responses to All Questions across All Respondents .....	50
B. Responses to All Questions by Stakeholder Groups .....	67
C. Responses to All Questions by Year.....	86
D. Indicator Questions as a Function of Exposure to the Bank.....	89
E. Indicator Questions by Stakeholder Groups .....	90
F. World Bank Country Survey '13 – Romania Questionnaire .....	91

**Romania**



## Appendix A: Responses to All Questions across All Respondents (N=81)

All rating scale questions are presented with the total number of respondents that provided a rating (N), the number of respondents who indicated that they "Don't know" (DK), the mean rating across all respondents (Mean), and the standard deviation of this mean (SD). Indicator questions are noted with an asterisk (\*).

### A. General Issues Facing Romania

1. In general would you say that Romania is headed in ... ?	Percentage of Respondents (N=78)
The right direction	67.9%
The wrong direction	15.4%
Not sure	16.7%
2. Listed below are a number of development priorities in Romania. Please identify which of the following you consider the most important development priorities in Romania? (Choose no more than THREE)	Percentage of Respondents (Responses Combined; N=80)
Education	43.8%
Public sector governance/reform	40.0%
Transport	31.3%
Domestic private sector development	23.8%
Agricultural development	20.0%
Economic growth	16.3%
Job creation/employment	16.3%
Research, development and innovation	11.3%
Poverty reduction	11.3%
Regional development	10.0%
Health	8.8%
Law and justice	7.5%
Anti-corruption	7.5%
Basic infrastructure	7.5%
Rural development	5.0%
State Owned Enterprise reform	5.0%
Natural resource management	5.0%
Energy	3.8%
Social inclusion of marginalized and vulnerable groups	3.8%
Foreign direct investment	3.8%
Tourism	2.5%
Urban development	2.5%
Regulatory framework	1.3%
Land administration/property rights	1.3%
Social protection	1.3%
Water and sanitation	1.3%
Climate change	1.3%
Communicable/non-communicable diseases	1.3%
Gender	0.0%
Financial markets	0.0%
Environmental sustainability	0.0%
Equality of opportunity	0.0%
Food security	0.0%
Trade and exports	0.0%
Crime and violence	0.0%
Disaster management	0.0%
Information and communications technology	0.0%
Social cohesion	0.0%

**A. General Issues Facing Romania (continued)**

<b>3. Poverty reduction is a broad term that encompasses work in many different areas. Which THREE areas of development listed below do you believe would contribute most to reducing poverty in Romania? (Choose no more than THREE)</b>	<b>Percentage of Respondents (Responses Combined; N=81)</b>
Education	44.4%
Job creation/employment	43.2%
Economic growth	39.5%
Domestic private sector development	30.9%
Rural development	29.6%
Agricultural development	14.8%
Basic infrastructure	13.6%
Social inclusion of marginalized and vulnerable groups	12.3%
Public sector governance/reform	11.1%
Anti corruption	7.4%
Social protection	7.4%
Research, development and innovation	6.2%
Regional development	6.2%
Foreign direct investment	6.2%
Health	4.9%
Social cohesion	3.7%
Water and sanitation	2.5%
Equality of opportunity	2.5%
Energy	1.2%
Law and justice	1.2%
Gender	1.2%
Urban development	1.2%
Information and communications technology	1.2%
Natural resource management	1.2%
Tourism	1.2%
Transport	1.2%
Climate change	0.0%
Regulatory framework	0.0%
Crime and violence	0.0%
Communicable/non-communicable diseases	0.0%
State Owned Enterprise reform	0.0%
Land administration/property rights	0.0%
Disaster management	0.0%
Financial markets	0.0%
Trade and exports	0.0%
Food security	0.0%
Environmental sustainability	0.0%

**A. General Issues Facing Romania (continued)**

<b>4. Economic growth can be driven by a number of factors. Which THREE areas below do you believe would contribute most to generating economic growth in Romania? (Choose no more than THREE)</b>	<b>Percentage of Respondents (Responses Combined; N=81)</b>
Domestic private sector development	55.6%
Agricultural development	33.3%
Foreign direct investment	28.4%
Public sector governance/reform	24.7%
Education	22.2%
Transport	19.8%
Research, development and innovation	19.8%
Regional development	12.3%
Job creation/employment	11.1%
Basic infrastructure	11.1%
Anti corruption	8.6%
Trade and exports	8.6%
Energy	7.4%
Rural development	6.2%
State Owned Enterprise reform	4.9%
Regulatory framework	4.9%
Tourism	4.9%
Natural resource management	3.7%
Financial markets	2.5%
Urban development	1.2%
Equality of opportunity	1.2%
Law and justice	1.2%
Information and communications technology	1.2%
Social inclusion of marginalized and vulnerable groups	1.2%
Health	1.2%
Social cohesion	1.2%
Gender	0.0%
Social protection	0.0%
Climate change	0.0%
Disaster management	0.0%
Water and sanitation	0.0%
Communicable/non-communicable diseases	0.0%
Food security	0.0%
Environmental sustainability	0.0%
Crime and violence	0.0%
Land administration/property rights	0.0%

**A. General Issues Facing Romania (continued)**

5. When thinking about the idea of “shared prosperity” in your country, which of the following TWO best illustrate how this would be achieved in Romania? (Choose no more than TWO)	Percentage of Respondents (Responses Combined; N=78)
A growing middle class	56.4%
Consistent economic growth	43.6%
Education and training that better ensure job opportunity	35.9%
Better quality public services	15.4%
Better entrepreneurial opportunities	12.8%
Greater voice and participation for citizens to help ensure greater accountability	10.3%
Greater access to health and nutrition for citizens	9.0%
Better employment opportunities for young people	7.7%
Better opportunity for the poor who live in rural areas	2.6%
Greater access to micro-finance for the poor	2.6%
Other	1.3%
Better employment opportunities for women	0.0%
Better opportunity for the poor who live in urban areas	0.0%

**B. Overall Attitudes toward the World Bank**

<b>Familiarity</b>	<b>N</b>	<b>DK</b>	<b>Mean</b>	<b>SD</b>
1. How familiar are you with the work of the World Bank in Romania? (1-Not familiar at all, 10-Extremely familiar)	81	0	7.60	1.54
<b>Overall Effectiveness*</b>	<b>N</b>	<b>DK</b>	<b>Mean</b>	<b>SD</b>
2. Overall, please rate your impression of the World Bank's effectiveness in Romania? (1-Not effective at all, 10-Very effective)	76	5	7.70	1.71
<b>Staff Preparedness*</b>	<b>N</b>	<b>DK</b>	<b>Mean</b>	<b>SD</b>
3. To what extent do you believe the World Bank's staff is well prepared to help Romania solve its most complicated development challenges? (1-To no degree at all, 10-To a very significant degree)	74	7	8.36	1.29

**B. Overall Attitudes toward the World Bank (continued)**

<b>4. When thinking about how the World Bank can have the most impact on development results in Romania, in which sectoral areas do you believe the World Bank should focus most of its attention and resources in Romania? (Choose no more than THREE)</b>	<b>Percentage of Respondents (Responses Combined; N=81)</b>
Public sector governance/reform	49.4%
Education	44.4%
Health	19.8%
Domestic private sector development	16.0%
Transport	13.6%
Regional development	13.6%
Poverty reduction	13.6%
Agricultural development	11.1%
Economic growth	11.1%
Job creation/employment	9.9%
State Owned Enterprise reform	9.9%
Law and justice	7.4%
Rural development	7.4%
Foreign direct investment	6.2%
Urban development	6.2%
Social protection	4.9%
Basic infrastructure	4.9%
Research, development and innovation	4.9%
Water and sanitation	3.7%
Regulatory framework	3.7%
Financial markets	3.7%
Climate change	3.7%
Equality of opportunity	3.7%
Social inclusion of marginalized and vulnerable groups	3.7%
Anti corruption	3.7%
Energy	2.5%
Environmental sustainability	2.5%
Trade and exports	2.5%
Information and communications technology	2.5%
Food security	1.2%
Tourism	1.2%
Natural resource management	1.2%
Social cohesion	1.2%
Gender	0.0%
Crime and violence	0.0%
Communicable/non-communicable diseases	0.0%
Disaster management	0.0%
Land administration/property rights	0.0%

**B. Overall Attitudes toward the World Bank (continued)**

5. When thinking about the World Bank's role, which activity do you believe is of greatest VALUE and which activity is of second greatest value in Romania?	Percentage of Respondents (N=80)		
	Greatest Value	2 <sup>nd</sup> Greatest Value	Combined
Technical assistance	23.8%	20.0%	43.8%
Policy advice	17.5%	21.3%	38.8%
Financial resources: investment lending	17.5%	15.0%	32.5%
Financial resources: policy based lending / budget support to the Government	17.5%	11.3%	28.8%
Building implementation capacity	10.0%	8.8%	18.8%
Studies/analyses	8.8%	8.8%	17.5%
Mobilizing third party financial resources	5.0%	8.8%	13.8%
Convening/facilitating	0.0%	3.8%	3.8%
Linkage to non-Bank expertise	0.0%	1.3%	1.3%
Other	0.0%	1.3%	1.3%
Donor coordination	0.0%	0.0%	0.0%
Data	0.0%	0.0%	0.0%

6. Which of the following do you identify as the World Bank's greatest WEAKNESSES in its work in Romania? (Choose no more than TWO)	Percentage of Respondents (Responses Combined; N=77)
Not willing to honestly criticize policies and reform efforts in the country	35.1%
Not enough public disclosure of its work	32.5%
Not adequately sensitive to political/social realities in Romania	22.1%
Not exploring alternative policy options	18.2%
Too bureaucratic in its operational policies and procedures	16.9%
World Bank processes too slow and complex	15.6%
Too influenced by developed countries	10.4%
Not collaborating enough with non-state actors	7.8%
Imposing technocratic solutions without regard to political realities	6.5%
Staff too inaccessible	3.9%
Other	2.6%
The credibility of its knowledge/data	1.3%
Not aligned with country priorities	1.3%
Arrogant in its approach	0.0%
Not aligned with other donors' work	0.0%
Not client focused	0.0%

7. Which World Bank instruments do you believe are the MOST effective in reducing poverty in Romania? (Choose no more than TWO)	Percentage of Respondents (Responses Combined; N=79)
Investment lending	51.9%
Technical assistance	48.1%
Capacity development	35.4%
Policy based lending / budget support to the Government	32.9%
Knowledge products/services	15.2%
Don't know	2.5%
Trust Fund management	1.3%
Other	1.3%

**B. Overall Attitudes toward the World Bank (continued)**

<b>Influencing Global Development Agenda</b>	<b>N</b>	<b>DK</b>	<b>Mean</b>	<b>SD</b>
8. To what extent do you believe the World Bank SHOULD seek to influence the global development agenda as related to "global public goods?" (1-To no degree at all, 10-To a very significant degree)	72	4	8.15	1.82
<b>9. In addition to the regular relations with the national government as its main interlocutor, which TWO of the following groups should the World Bank collaborate with more in your country to ensure better development results there? (Choose no more than TWO)</b>	<b>Percentage of Respondents (Responses Combined; N=81)</b>			
Private sector	55.6%			
Local Government	38.3%			
Academia/think tanks/research institutes	27.2%			
Beneficiaries	19.8%			
NGOs	19.8%			
Parliament	11.1%			
Media	9.9%			
Community Based Organizations	8.6%			
Donor community	2.5%			
Other	2.5%			
Foundations	1.2%			
Faith based organizations	0.0%			
<b>To what extent do you agree with the following statements about the World Bank's work in Romania? (1-Strongly disagree, 10-Strongly agree)</b>	<b>Level of Agreement</b>			
	<b>N</b>	<b>DK</b>	<b>Mean</b>	<b>SD</b>
10. Overall the World Bank currently plays a relevant role in development in Romania*	77	3	7.31	2.01
11. The World Bank's work is aligned with what I consider the development priorities for Romania*	77	3	7.47	1.71
12. The World Bank supports programs and strategies that are realistic for Romania	75	5	7.60	1.45
13. The World Bank treats clients and stakeholders in Romania with respect	77	3	8.88	1.54
<b>To what extent is the World Bank an effective development partner in Romania, in terms of each of the following? (1-To no degree at all, 10-To a very significant degree)</b>	<b>Degree</b>			
	<b>N</b>	<b>DK</b>	<b>Mean</b>	<b>SD</b>
14. Responsiveness	70	9	7.07	2.07
15. Flexibility (in terms of the World Bank's products and services)	71	8	7.39	1.79
16. Flexibility (in terms of changing country circumstances)	70	10	7.27	1.65
17. Being inclusive	70	8	8.29	1.74
18. Openness	76	4	8.42	1.70
19. Staff accessibility	72	6	8.63	1.52
20. Straightforwardness and honesty	71	7	8.17	1.84
21. Collaboration with groups outside of the Government	58	21	7.17	1.83
22. Collaboration with the Government	68	11	8.79	.99
23. Collaboration with other donors	39	39	8.28	1.23
24. Follow through over time	62	17	8.08	1.49



**B. Overall Attitudes toward the World Bank (continued)**

<b>25. When World Bank assisted reform efforts fail or are slow to take place, which of the following would you attribute this to? (Choose no more than TWO)</b>	<b>Percentage of Respondents (Responses Combined; N=81)</b>
Political pressures and obstacles	43.2%
The World Bank is not sensitive enough to political/social realities on the ground	34.6%
The Government works inefficiently	32.1%
Lack of/inadequate levels of capacity in Government	32.1%
Reforms are not well thought out in light of country challenges	11.1%
There is not an adequate level of citizen/civil society participation	9.9%
The World Bank does not do adequate follow through/follow-up	9.9%
The World Bank works too slowly	6.2%
Poor donor coordination	2.5%
Other	1.2%

**C. World Bank Effectiveness and Results**

How effective do you believe the World Bank is in terms of the work it does in the following areas of development in Romania? (1-Not effective at all, 10-Very effective)	Effectiveness			
	N	DK	Mean	SD
1. Public sector governance/reform	66	11	7.71	1.88
2. Regulatory framework	56	20	7.63	1.61
3. Education	57	21	7.56	2.00
4. Gender	40	37	7.40	2.10
5. Social inclusion of marginalized and vulnerable groups	58	20	7.40	1.86
6. Social protection	47	29	7.36	1.93
7. Economic growth	51	26	7.35	1.72
8. Rural development	52	25	7.33	2.04
9. Health	54	24	7.30	1.81
10. Equality of opportunity	45	32	7.24	2.05
11. Urban development	45	31	7.22	1.64
12. Energy	47	28	7.15	1.53
13. Social cohesion	46	31	7.07	2.04
14. Environmental sustainability	48	29	7.06	2.12
15. Poverty reduction	55	23	7.05	1.82
16. Water and sanitation	41	36	7.02	1.80
17. Basic infrastructure	49	27	6.98	1.81
18. Information and communications technology	50	27	6.94	2.05
19. Law and justice	49	26	6.94	1.97
20. Regional development	44	31	6.91	1.96
21. Domestic private sector development	47	31	6.85	1.64
22. Disaster management	31	46	6.84	2.31
23. Job creation/employment	45	32	6.82	1.86
24. Agricultural development	47	28	6.81	2.02
25. Foreign direct investment	38	38	6.76	1.72
26. Research, development and innovation	53	25	6.75	2.04
27. Transport	50	27	6.62	2.02
28. Financial markets	41	36	6.61	1.95
29. State Owned Enterprise reform	47	29	6.47	2.16
30. Natural resource management	34	42	6.41	2.20
31. Climate change	38	37	6.34	2.52
32. Communicable/non-communicable diseases	29	47	6.24	2.56
33. Land administration/property rights	35	41	6.17	1.72
34. Trade and exports	31	46	6.06	1.75
35. Anti corruption	46	31	5.48	2.45
36. Food security	31	45	5.23	2.42
37. Tourism	34	43	5.03	2.21
38. Crime and violence	32	45	4.13	2.38

**C. World Bank Effectiveness and Results (continued)**

<b>Achieving Development Results*</b>	<b>N</b>	<b>DK</b>	<b>Mean</b>	<b>SD</b>
39. To what extent does the World Bank's work help to achieve development results in Romania? (1-To no degree at all, 10-To a very significant degree)	71	8	7.10	1.46

<b>To what extent do you agree with the following statements about the World Bank in Romania? (1-Strongly disagree, 10-Strongly agree)</b>	<b>N</b>	<b>DK</b>	<b>Mean</b>	<b>SD</b>
40. The World Bank's financial instruments meet the needs of Romania*	67	13	7.70	1.70
41. The World Bank meets Romania's needs for knowledge services*	74	6	8.24	1.53

**D. The World Bank's Knowledge Work and Activities (i.e., Analysis, Studies, Research, Data, Reports, Conferences)**

<b>1. How frequently do you consult World Bank knowledge work and activities in the work you do?</b>	<b>Percentage of Respondents (N=80)</b>
Weekly	11.3%
Monthly	30.0%
A few times a year	45.0%
Rarely	10.0%
Never	3.8%

**D. The World Bank's Knowledge Work and Activities (continued)**  
**(i.e., Analysis, Studies, Research, Data, Reports, Conferences)**

<b>2. When thinking about the development challenges in Romania, where do you believe it would be most valuable for the World Bank to focus its knowledge work and activities in the next few years?(Choose no more than THREE)</b>	<b>Percentage of Respondents (Responses Combined; N=81)</b>
Public sector governance/reform	56.8%
Education	42.0%
Economic growth	21.0%
Domestic private sector development	19.8%
Health	18.5%
Transport	11.1%
Urban development	11.1%
Research, development and innovation	11.1%
Rural development	9.9%
Job creation/employment	8.6%
Regional development	7.4%
Regulatory framework	7.4%
Poverty reduction	7.4%
Anti corruption	7.4%
Agricultural development	7.4%
Social protection	6.2%
Climate change	4.9%
State Owned Enterprise reform	4.9%
Foreign direct investment	3.7%
Energy	3.7%
Information and communications technology	3.7%
Environmental sustainability	3.7%
Law and justice	2.5%
Tourism	2.5%
Trade and exports	2.5%
Land administration/property rights	2.5%
Financial markets	1.2%
Disaster management	1.2%
Social inclusion of marginalized and vulnerable groups	1.2%
Natural resource management	1.2%
Basic infrastructure	1.2%
Gender	0.0%
Water and sanitation	0.0%
Equality of opportunity	0.0%
Crime and violence	0.0%
Food security	0.0%
Communicable/non-communicable diseases	0.0%
Social cohesion	0.0%

**D. The World Bank's Knowledge Work and Activities (continued)**  
**(i.e., Analysis, Studies, Research, Data, Reports, Conferences)**

In Romania, how effective do you believe the World Bank's knowledge work and activities are at: <i>(1-Not effective at all, 10-Very effective)</i>	Degree			
	N	DK	Mean	SD
3. Enhancing your knowledge and/or skills	72	6	8.26	1.70
4. Contributing to good policy making	72	7	8.21	1.50
5. Providing support for program implementation	72	6	8.26	1.42

In Romania, to what extent do you believe that the World Bank's knowledge work and activities: <i>(1-To no degree at all, 10-To a very significant degree)</i>	Degree			
	N	DK	Mean	SD
6. Are timely	68	11	8.10	1.43
7. Include appropriate level of stakeholder involvement during preparation	61	16	7.79	1.79
8. Are relevant to Romania's development priorities	69	9	8.06	1.49
9. Provide feasible recommendations	69	9	7.93	1.76
10. Are accessible	70	9	8.10	1.73
11. Are source of relevant information on global good practices.	72	7	8.58	1.34
12. Are useful in terms of the work you do	72	7	8.28	1.74
13. Are adequately disseminated	71	8	7.38	2.04
14. Are appropriately translated	66	12	8.35	1.52
15. Are adaptable to Romania's specific development challenges and country circumstances*	71	8	8.00	1.59

Overall Evaluations	N	DK	Mean	SD
16. Overall, how significant a contribution do you believe the World Bank's knowledge work and activities make to development results in your country?* <i>(1-Not significant at all, 10-Very significant)</i>	69	10	7.96	1.33
17. Overall, how would you rate the technical quality of the World Bank's knowledge work and activities?* <i>(1-Very low technical quality, 10-Very high technical quality)</i>	71	8	8.27	1.47

Fee-based Services	N	DK	Mean	SD
18. To what extent do you believe that Romania received value for money from the World Bank's products/services that were paid for on a fee for service basis? <i>(1-To no degree at all, 10-To a very significant degree)</i>	48	31	7.33	2.01

### E. Working with the World Bank

To what extent do you agree/disagree with the following statements? (1-Strongly disagree, 10-Strongly agree)	Level of Agreement			
	N	DK	Mean	SD
1. The World Bank disburses funds promptly	45	34	8.36	1.57
2. The World Bank effectively monitors and evaluates the projects and programs it supports	68	11	8.24	1.59
3. The World Bank's approvals and reviews are done in a timely fashion	56	21	8.16	1.70
4. The World Bank's "Safeguard Policy" requirements are reasonable	41	35	7.90	1.48
5. The World Bank's conditions on its lending are reasonable	46	31	8.04	1.74
6. Working with the World Bank increases Romania's institutional capacity	73	4	8.49	1.52
7. The World Bank ensures consistency and continuity through staff changes	52	25	8.06	1.96
8. The World Bank's teams and visits are well coordinated	68	9	8.60	1.46
9. Where country systems are adequate, the World Bank makes appropriate use of them*	50	27	8.02	2.02
10. The World Bank provides effective implementation support	65	13	8.29	1.63

### F. The Future Role of the World Bank in Romania

Future Role of the World Bank	N	DK	Mean	SD
1. How significant a role do you believe the World Bank SHOULD play in Romania's development in the near future? (1-Not a significant role at all, 10-Very significant role)	78	0	8.50	1.28

2. Which of the following SHOULD the World Bank do to make itself of greater value in Romania? (Choose no more than TWO)	Percentage of Respondents (Responses Combined; N=79)
Increase EU structural funds absorption	45.6%
Improve the quality of its experts as related to Romania's specific challenges	24.1%
Reduce the complexity of obtaining World Bank financing	19.0%
Reach out more to groups outside of government	19.0%
Offer more innovative knowledge services	13.9%
Provide more adequate data/knowledge/statistics/figures on Romania's economy	12.7%
Improve the competitiveness of its financing compared to markets	10.1%
Offer more innovative financial products	8.9%
Focus primarily on advocacy issues	8.9%
Work faster	8.9%
Increase availability of Fee-Based services	8.9%
Ensure greater selectivity in its work	6.3%
Other	3.8%

**G. Communication and Information Sharing**

<b>1. How do you get most of your information about economic and social development issues in Romania? (Choose no more than TWO)</b>	<b>Percentage of Respondents (Responses Combined; N=81)</b>
Internet	82.7%
Periodicals	33.3%
Local television	33.3%
Local newspapers	19.8%
Other	6.2%
International television	2.5%
International newspapers	2.5%
Local radio	2.5%
Social media	2.5%
International radio	1.2%
Instant messaging	1.2%
Blogs	0.0%
Mobile phones	0.0%

<b>2. How would you prefer to receive information from the World Bank? (Choose no more than TWO)</b>	<b>Percentage of Respondents (Responses Combined; N=81)</b>
e-Newsletters	55.6%
World Bank website	43.2%
World Bank seminars/workshops/conferences	37.0%
Direct contact with World Bank	32.1%
World Bank publications and other written materials	17.3%
Instant messaging	4.9%
Social media	1.2%
Blogs	1.2%
Mobile phones	0.0%
Other	0.0%

<b>3. Are you aware of the World Bank's Access to Information Policy under which the Bank will now disclose any information in its possession that is not a list of exceptions?</b>	<b>Percentage of Respondents (N=73)</b>
Yes	38.4%
No	61.6%

<b>4. Have you requested information from the World Bank on its activities in the past year?</b>	<b>Percentage of Respondents (N=76)</b>
Yes	25.0%
No	75.0%

<b>5. Were you able to obtain this information?</b>	<b>Percentage of Respondents (N=37)</b>
Yes	77.3%
No	22.7%

**G. Communication and Information Sharing (continued)**

6. Do you have access to the Internet?	Percentage of Respondents (N=75)
Yes	100.0%
No	0.0%

7. Do you use/have used the World Bank website?	Percentage of Respondents (N=75)
Yes	92.0%
No	8.0%

8. Which do you primarily use?	Percentage of Respondents (N=78)
The World Bank's country website	52.6%
The World Bank's main website	47.4%

9. Which Internet connection do you use primarily when visiting a World Bank website?	Percentage of Respondents (N=75)
High speed	100.0%
Dial-up	0.0%

Please rate how much you agree with the following statements. (1-Strongly disagree, 10-Strongly agree)	Level of Agreement			
	N	DK	Mean	SD
10. I use/consult World Bank data more often than I did a few years ago	74	4	7.9	2.3
11. I find the World Bank websites easy to navigate.	73	3	8.0	1.64
12. I find the information on the World Bank's websites useful.	73	3	8.6	1.13
13. When I need information from the World Bank I know how to find it	75	4	8.2	1.96
14. The World Bank is responsive to my information requests and inquiries	49	30	8.5	2.17



**H. Background Information**

<b>1. Which of the following best describes your current position?</b> (Please mark only ONE response)	<b>Percentage of Respondents</b> (N=79)
Employee of a Ministry, Ministerial Department or Implementation Agency	38.0%
NGO	12.7%
Private Sector Organization	10.1%
Academia/Research Institute/Think Tank	7.6%
Project Management Unit (PMU) overseeing implementation of project	6.3%
Office of the President, Prime Minister	5.1%
Other	5.1%
Consultant/Contractor working on World Bank supported Project/Program	3.8%
Financial Sector/Private Bank	3.8%
Independent Government Institution	3.8%
Office of Minister	2.5%
Judiciary Branch	1.3%

<b>2. Please identify the primary specialization of your work.</b> (Please mark only ONE response)	<b>Percentage of Respondents</b> (N=79)
Public sector governance / public financial management / anti corruption	17.7%
Education	12.7%
Financial markets / banking	10.1%
Regional development / urban development	10.1%
Other	8.9%
Agriculture/ rural development / food security	6.3%
Energy	6.3%
Law and justice / regulatory framework	6.3%
Health / communicable/non-communicable diseases	5.1%
Climate change / disaster management	3.8%
Private sector development / foreign direct investment	3.8%
Natural resource management / environmental sustainability	2.5%
Social protection	2.5%
Transport	2.5%
Information and communications technology	1.3%

**H. Background Information (continued)**

<b>3. Currently, do you professionally collaborate/work with the World Bank in your country?</b>	<b>Percentage of Respondents (N=81)</b>
Yes	74.1%
No	25.9%

<b>4. Which of the following describes most of your exposure to the World Bank in Romania? (Choose no more than TWO)</b>	<b>Percentage of Respondents (Responses Combined; N=81)</b>
Collaborate as part of my professional duties	64.2%
Use World Bank reports/data	40.7%
Use World Bank website for information, data, research, etc.	25.9%
Engage in World Bank related/sponsored events/activities	19.8%
Observer	8.6%

<b>5. Which best represents your geographic location?</b>	<b>Percentage of Respondents (N=81)</b>
Bucharest	95.1%
Muntenia (except Bucharest), Oltenia, and Dobrogea	1.2%
Moldova and Bucovina	1.2%
Transilvania, Banat, Crisana, and Maramures	2.5%

## Appendix B: Responses to All Questions by Stakeholder Groups

### A. General Issues facing Romania

In general, would you say that Romania is headed in...?

Percentage of Respondents	Office of President/Prime Employee of a Ministry/ Ministerial Minister/Minister	Dep/ Implementation Agency	PMU/Consultant/ Contractor on Bank project	Private Sector/ Financial Sector/ Private Bank	NGO	Academia/ Research institute/ Think tank	Other
The right direction	83.3%	64.3%	37.5%	90.9%	55.6%	66.7%	87.5%
The wrong direction	0.0%	10.7%	37.5%	9.1%	44.4%	16.7%	0.0%
Not sure	16.7%	25.0%	25.0%	0.0%	0.0%	16.7%	12.5%

Listed below are a number of development priorities in Romania. Please identify which of the following you consider the most important development priorities in Romania? (Choose no more than THREE)

Percentage of Respondents (Responses Combined)	Office of President/Prime Employee of a Ministry/ Ministerial Minister/Minister	Dep/ Implementation Agency	PMU/Consultant/ Contractor on Bank project	Private Sector/ Financial Sector/ Private Bank	NGO	Academia/ Research institute/ Think tank	Other
Social protection	0.0%	0.0%	0.0%	0.0%	0.0%	16.7%	0.0%
Transport	50.0%	17.2%	50.0%	36.4%	20.0%	16.7%	62.5%
Public sector governance/reform	16.7%	37.9%	37.5%	54.5%	20.0%	66.7%	50.0%
Regional development	0.0%	13.8%	12.5%	9.1%	10.0%	16.7%	0.0%
Gender	0.0%	0.0%	0.0%	0.0%	0.0%	0.0%	0.0%
Domestic private sector development	33.3%	31.0%	0.0%	18.2%	30.0%	33.3%	12.5%
Foreign direct investment	0.0%	3.4%	0.0%	9.1%	10.0%	0.0%	0.0%
Water and sanitation	0.0%	0.0%	0.0%	9.1%	0.0%	0.0%	0.0%
Anti-corruption	16.7%	3.4%	12.5%	18.2%	0.0%	0.0%	0.0%
Job creation/employment	33.3%	17.2%	12.5%	0.0%	20.0%	0.0%	25.0%
Rural development	0.0%	6.9%	12.5%	0.0%	0.0%	0.0%	12.5%
Financial markets	0.0%	0.0%	0.0%	0.0%	0.0%	0.0%	0.0%
Urban development	0.0%	3.4%	0.0%	0.0%	0.0%	16.7%	0.0%
Environmental sustainability	0.0%	0.0%	0.0%	0.0%	0.0%	0.0%	0.0%
Equality of opportunity	0.0%	0.0%	0.0%	0.0%	0.0%	0.0%	0.0%
Health	0.0%	6.9%	0.0%	9.1%	20.0%	16.7%	12.5%
Research, development and innovation	16.7%	6.9%	12.5%	9.1%	10.0%	33.3%	12.5%
Tourism	16.7%	0.0%	0.0%	0.0%	0.0%	0.0%	12.5%
Social inclusion of marginalized and vulnerable groups*	0.0%	0.0%	0.0%	0.0%	30.0%	0.0%	0.0%
Education*	33.3%	34.5%	62.5%	9.1%	80.0%	83.3%	50.0%
Poverty reduction	0.0%	17.2%	25.0%	9.1%	10.0%	0.0%	0.0%
Energy	16.7%	0.0%	0.0%	18.2%	0.0%	0.0%	0.0%
Food security	0.0%	0.0%	0.0%	0.0%	0.0%	0.0%	0.0%
Climate change	0.0%	3.4%	0.0%	0.0%	0.0%	0.0%	0.0%
Agricultural development	0.0%	31.0%	37.5%	27.3%	0.0%	0.0%	0.0%
Trade and exports	0.0%	0.0%	0.0%	0.0%	0.0%	0.0%	0.0%
Crime and violence	0.0%	0.0%	0.0%	0.0%	0.0%	0.0%	0.0%
Economic growth	33.3%	17.2%	12.5%	0.0%	20.0%	0.0%	25.0%
Law and justice	0.0%	13.8%	0.0%	0.0%	10.0%	0.0%	12.5%
Regulatory framework	0.0%	0.0%	0.0%	9.1%	0.0%	0.0%	0.0%
Communicable/non-communicable diseases	0.0%	3.4%	0.0%	0.0%	0.0%	0.0%	0.0%
Basic infrastructure	33.3%	6.9%	0.0%	18.2%	0.0%	0.0%	0.0%
Natural resource management	0.0%	3.4%	12.5%	9.1%	10.0%	0.0%	0.0%
Disaster management	0.0%	0.0%	0.0%	0.0%	0.0%	0.0%	0.0%
Information and communications technology	0.0%	0.0%	0.0%	0.0%	0.0%	0.0%	0.0%
State Owned Enterprise reform	0.0%	6.9%	0.0%	9.1%	0.0%	0.0%	12.5%
Social cohesion	0.0%	0.0%	0.0%	0.0%	0.0%	0.0%	0.0%
Land administration/property rights	0.0%	0.0%	0.0%	9.1%	0.0%	0.0%	0.0%

\*Significantly different between stakeholder groups

**A. General Issues facing Romania (continued)**

Poverty reduction is a broad term that encompasses work in many different areas. Which THREE areas of development listed below do you believe would contribute most to reducing poverty in Romania?  
(Choose no more than THREE)

Percentage of Respondents (Responses Combined)	Office of President/Prime Minister/ Minister/Minister	Employee of a Ministry/ Ministerial Dep/ Implementation Agency	PMU/Consultant/ Contractor on Bank project	Private Sector/ Financial Sector/ Private Bank	NGO	Academia/ Research institute/ Think tank	Other
Water and sanitation	16.7%	0.0%	0.0%	9.1%	0.0%	0.0%	0.0%
Equality of opportunity	0.0%	3.3%	0.0%	0.0%	10.0%	0.0%	0.0%
Economic growth	50.0%	33.3%	12.5%	54.5%	20.0%	66.7%	50.0%
Climate change	0.0%	0.0%	0.0%	0.0%	0.0%	0.0%	0.0%
Regional development	0.0%	6.7%	0.0%	18.2%	10.0%	0.0%	0.0%
Gender	0.0%	3.3%	0.0%	0.0%	0.0%	0.0%	0.0%
Rural development	33.3%	20.0%	50.0%	27.3%	20.0%	50.0%	50.0%
Urban development	0.0%	0.0%	0.0%	0.0%	10.0%	0.0%	0.0%
Regulatory framework	0.0%	0.0%	0.0%	0.0%	0.0%	0.0%	0.0%
Basic infrastructure	16.7%	16.7%	12.5%	9.1%	20.0%	0.0%	12.5%
Social protection	0.0%	6.7%	12.5%	9.1%	0.0%	0.0%	12.5%
Law and justice	0.0%	0.0%	0.0%	9.1%	0.0%	0.0%	0.0%
Transport	0.0%	3.3%	0.0%	0.0%	0.0%	0.0%	0.0%
Crime and violence	0.0%	0.0%	0.0%	0.0%	0.0%	0.0%	0.0%
Communicable/non-communicable diseases	0.0%	0.0%	0.0%	0.0%	0.0%	0.0%	0.0%
Information and communications technology	0.0%	3.3%	0.0%	0.0%	0.0%	0.0%	0.0%
State Owned Enterprise reform	0.0%	0.0%	0.0%	0.0%	0.0%	0.0%	0.0%
Research, development and innovation	16.7%	6.7%	0.0%	0.0%	0.0%	33.3%	0.0%
Land administration/property rights	0.0%	0.0%	0.0%	0.0%	0.0%	0.0%	0.0%
Anti corruption	0.0%	10.0%	25.0%	0.0%	0.0%	0.0%	0.0%
Domestic private sector development	16.7%	40.0%	37.5%	18.2%	30.0%	50.0%	0.0%
Foreign direct investment	0.0%	3.3%	0.0%	27.3%	0.0%	0.0%	12.5%
Education	33.3%	46.7%	37.5%	18.2%	80.0%	33.3%	62.5%
Energy	0.0%	0.0%	0.0%	9.1%	0.0%	0.0%	0.0%
Public sector governance/reform	0.0%	6.7%	12.5%	36.4%	10.0%	0.0%	12.5%
Natural resource management	0.0%	3.3%	0.0%	0.0%	0.0%	0.0%	0.0%
Social cohesion	16.7%	0.0%	0.0%	0.0%	10.0%	16.7%	0.0%
Disaster management	0.0%	0.0%	0.0%	0.0%	0.0%	0.0%	0.0%
Health*	33.3%	0.0%	0.0%	0.0%	0.0%	33.3%	0.0%
Agricultural development	0.0%	20.0%	25.0%	9.1%	10.0%	0.0%	12.5%
Job creation/employment	33.3%	46.7%	37.5%	45.5%	40.0%	16.7%	75.0%
Financial markets	0.0%	0.0%	0.0%	0.0%	0.0%	0.0%	0.0%
Trade and exports	0.0%	0.0%	0.0%	0.0%	0.0%	0.0%	0.0%
Food security	0.0%	0.0%	0.0%	0.0%	0.0%	0.0%	0.0%
Environmental sustainability	0.0%	0.0%	0.0%	0.0%	0.0%	0.0%	0.0%
Tourism	16.7%	0.0%	0.0%	0.0%	0.0%	0.0%	0.0%
Social inclusion of marginalized and vulnerable groups	16.7%	10.0%	37.5%	0.0%	30.0%	0.0%	0.0%

\*Significantly different between stakeholder groups

**A. General Issues facing Romania (continued)**

Economic growth can be driven by a number of factors. Which THREE areas below do you believe would contribute most to generating economic growth in Romania? (Choose no more than THREE)

Percentage of Respondents (Responses Combined)	Office of President/Prime Employee of a Ministry/ Ministerial Minister/Minister	PMU/Consultant/ Contractor on Bank project	Private Sector/ Financial Sector/ Private Bank	NGO	Academia/ Research institute/ Think tank	Other	
Energy	16.7%	3.3%	12.5%	18.2%	0.0%	0.0%	0.0%
Gender	0.0%	0.0%	0.0%	0.0%	0.0%	0.0%	0.0%
Equality of opportunity	0.0%	0.0%	0.0%	0.0%	10.0%	0.0%	0.0%
Social protection	0.0%	0.0%	0.0%	0.0%	0.0%	0.0%	0.0%
Regional development	16.7%	13.3%	12.5%	0.0%	20.0%	16.7%	0.0%
Climate change	0.0%	0.0%	0.0%	0.0%	0.0%	0.0%	0.0%
Anti corruption	0.0%	10.0%	25.0%	0.0%	0.0%	16.7%	12.5%
Disaster management	0.0%	0.0%	0.0%	0.0%	0.0%	0.0%	0.0%
Rural development	0.0%	6.7%	0.0%	0.0%	20.0%	0.0%	12.5%
Foreign direct investment	16.7%	20.0%	25.0%	63.6%	30.0%	16.7%	37.5%
Urban development	0.0%	0.0%	0.0%	0.0%	0.0%	16.7%	0.0%
Water and sanitation	0.0%	0.0%	0.0%	0.0%	0.0%	0.0%	0.0%
Education*	33.3%	10.0%	25.0%	0.0%	50.0%	50.0%	37.5%
Information and communications technology	0.0%	3.3%	0.0%	0.0%	0.0%	0.0%	0.0%
Regulatory framework	0.0%	10.0%	0.0%	0.0%	10.0%	0.0%	0.0%
Social cohesion	0.0%	0.0%	0.0%	0.0%	0.0%	16.7%	0.0%
State Owned Enterprise reform	16.7%	0.0%	12.5%	0.0%	0.0%	0.0%	25.0%
Social inclusion of marginalized and vulnerable groups	0.0%	0.0%	0.0%	0.0%	10.0%	0.0%	0.0%
Communicable/non-communicable diseases	0.0%	0.0%	0.0%	0.0%	0.0%	0.0%	0.0%
Trade and exports	0.0%	10.0%	0.0%	9.1%	0.0%	16.7%	25.0%
Public sector governance/reform	16.7%	16.7%	25.0%	45.5%	20.0%	50.0%	25.0%
Domestic private sector development	33.3%	70.0%	37.5%	72.7%	40.0%	50.0%	50.0%
Job creation/employment	16.7%	6.7%	25.0%	18.2%	20.0%	0.0%	0.0%
Agricultural development	50.0%	36.7%	62.5%	18.2%	30.0%	0.0%	12.5%
Food security	0.0%	0.0%	0.0%	0.0%	0.0%	0.0%	0.0%
Transport	16.7%	16.7%	12.5%	9.1%	20.0%	16.7%	50.0%
Natural resource management	0.0%	3.3%	12.5%	9.1%	0.0%	0.0%	0.0%
Environmental sustainability	0.0%	0.0%	0.0%	0.0%	0.0%	0.0%	0.0%
Health	0.0%	3.3%	0.0%	0.0%	0.0%	0.0%	0.0%
Basic infrastructure	16.7%	13.3%	0.0%	9.1%	10.0%	16.7%	0.0%
Law and justice	0.0%	0.0%	0.0%	9.1%	0.0%	0.0%	0.0%
Crime and violence	0.0%	0.0%	0.0%	0.0%	0.0%	0.0%	0.0%
Financial markets	0.0%	0.0%	0.0%	9.1%	0.0%	0.0%	12.5%
Tourism*	33.3%	6.7%	0.0%	0.0%	0.0%	0.0%	0.0%
Research, development and innovation*	16.7%	40.0%	12.5%	9.1%	0.0%	16.7%	0.0%
Land administration/property rights	0.0%	0.0%	0.0%	0.0%	0.0%	0.0%	0.0%

\*Significantly different between stakeholder groups

**A. General Issues facing Romania (continued)**

When thinking about the idea of “shared prosperity” in your country, which of the following TWO best illustrate how this would be achieved in Romania (Choose no more than TWO)

Percentage of Respondents (Responses Combined)	Office of President/Prime Employee of a Ministry/ Ministerial Minister/Minister	PMU/Consultant/ Contractor on Bank project	Private Sector/ Financial Sector/ Private Bank	NGO	Academia/ Research institute/ Think tank	Other	
	Dep/ Implementation Agency						
A growing middle class	60.0%	66.7%	66.7%	36.4%	50.0%	33.3%	50.0%
Better employment opportunities for young people	0.0%	3.3%	0.0%	18.2%	30.0%	0.0%	0.0%
Better employment opportunities for women	0.0%	0.0%	0.0%	0.0%	0.0%	0.0%	0.0%
Education and training that better ensure job opportunity	40.0%	33.3%	50.0%	27.3%	60.0%	33.3%	25.0%
Greater access to health and nutrition for citizens	0.0%	3.3%	16.7%	9.1%	0.0%	33.3%	25.0%
Better entrepreneurial opportunities	20.0%	16.7%	0.0%	9.1%	20.0%	0.0%	12.5%
Greater access to micro-finance for the poor	0.0%	6.7%	0.0%	0.0%	0.0%	0.0%	0.0%
Better opportunity for the poor who live in rural areas*	0.0%	0.0%	33.3%	0.0%	0.0%	0.0%	0.0%
Better opportunity for the poor who live in urban areas	0.0%	0.0%	0.0%	0.0%	0.0%	0.0%	0.0%
Consistent economic growth	60.0%	46.7%	16.7%	45.5%	20.0%	66.7%	37.5%
Greater voice and participation for citizens to help ensure greater accountability	20.0%	10.0%	0.0%	18.2%	10.0%	0.0%	12.5%
Better quality public services	0.0%	10.0%	16.7%	36.4%	10.0%	33.3%	12.5%
Other	0.0%	0.0%	0.0%	0.0%	0.0%	0.0%	12.5%

\*Significantly different between stakeholder groups

**B. Overall Attitudes toward the World Bank**

	Which of the following best describes your current position?																				
	Office of President/ Prime Minister/ Minister			Employee of a Ministry/ Ministerial Dep/ Implementation Agency			PMU/ Consultant/ Contractor on Bank project			Private Sector/ Financial Sector/ Private Bank			NGO			Academia/ Research institute/ Think tank			Other		
	N	Mean	SD	N	Mean	SD	N	Mean	SD	N	Mean	SD	N	Mean	SD	N	Mean	SD	N	Mean	SD
How familiar are you with the work of the World Bank in Romania?	6	7.67	1.37	30	7.40	1.90	8	8.00	.93	11	7.73	1.56	10	7.20	.92	6	7.17	1.33	8	8.13	1.36

(1-Not familiar at all, 10-Extremely familiar)

	Which of the following best describes your current position?																				
	Office of President/ Prime Minister/ Minister			Employee of a Ministry/ Ministerial Dep/ Implementation Agency			PMU/ Consultant/ Contractor on Bank project			Private Sector/ Financial Sector/ Private Bank			NGO			Academia/ Research institute/ Think tank			Other		
	N	Mean	SD	N	Mean	SD	N	Mean	SD	N	Mean	SD	N	Mean	SD	N	Mean	SD	N	Mean	SD
Overall, please rate your impression of the World Bank's effectiveness in Romania?	6	7.50	1.22	28	8.18	1.39	8	7.50	1.31	11	7.36	2.38	8	6.88	2.17	5	6.20	2.28	8	8.25	1.04

(1-Not effective at all, 10-Very effective)

	Which of the following best describes your current position?																				
	Office of President/ Prime Minister/ Minister			Employee of a Ministry/ Ministerial Dep/ Implementation Agency			PMU/ Consultant/ Contractor on Bank project			Private Sector/ Financial Sector/ Private Bank			NGO			Academia/ Research institute/ Think tank			Other		
	N	Mean	SD	N	Mean	SD	N	Mean	SD	N	Mean	SD	N	Mean	SD	N	Mean	SD	N	Mean	SD
To what extent do you believe the World Bank's staff is well prepared to help Romania solve its most complicated development challenges?*	6	8.00	.89	27	8.81	1.00	8	8.75	1.04	10	8.40	1.17	8	7.88	1.64	5	6.60	2.41	8	8.25	.71

(1-To no degree at all, 10-To a very significant degree) \*Significantly different between stakeholder groups

**B. Overall Attitudes toward the World Bank (continued)**

When thinking about how the World Bank can have the most impact on development results in Romania, in which sectoral areas do you believe the World Bank should focus most of its attention and resources in Romania? (Choose no more than THREE)

Percentage of Respondents (Responses Combined)	Office of President/Prime Employee of a Ministry/ Ministerial Minister/Minister	PMU/Consultant/ Dep/ Implementation Agency	PMU/Consultant/ Contractor on Bank project	Private Sector/ Financial Sector/ Private Bank	NGO	Academia/ Research institute/ Think tank	Other
Social protection	0.0%	3.3%	12.5%	9.1%	10.0%	0.0%	0.0%
Public sector governance/reform*	66.7%	50.0%	12.5%	81.8%	20.0%	66.7%	50.0%
Transport	33.3%	6.7%	12.5%	27.3%	0.0%	16.7%	25.0%
Poverty reduction	0.0%	13.3%	37.5%	0.0%	30.0%	0.0%	0.0%
Regional development	16.7%	20.0%	0.0%	0.0%	20.0%	16.7%	12.5%
Gender	0.0%	0.0%	0.0%	0.0%	0.0%	0.0%	0.0%
Crime and violence	0.0%	0.0%	0.0%	0.0%	0.0%	0.0%	0.0%
Domestic private sector development	16.7%	16.7%	12.5%	27.3%	0.0%	50.0%	0.0%
Rural development	0.0%	10.0%	0.0%	0.0%	20.0%	16.7%	0.0%
Foreign direct investment*	33.3%	3.3%	12.5%	0.0%	0.0%	0.0%	0.0%
Water and sanitation	0.0%	0.0%	0.0%	9.1%	10.0%	0.0%	12.5%
Energy	0.0%	3.3%	0.0%	9.1%	0.0%	0.0%	0.0%
Job creation/employment	16.7%	10.0%	0.0%	9.1%	10.0%	0.0%	25.0%
Financial markets	16.7%	0.0%	12.5%	0.0%	0.0%	0.0%	12.5%
Urban development	0.0%	13.3%	0.0%	0.0%	0.0%	16.7%	0.0%
Environmental sustainability	0.0%	3.3%	0.0%	9.1%	0.0%	0.0%	0.0%
Research, development and innovation	0.0%	0.0%	0.0%	9.1%	0.0%	16.7%	25.0%
Tourism	0.0%	0.0%	0.0%	0.0%	0.0%	0.0%	12.5%
Social inclusion of marginalized and vulnerable groups	0.0%	3.3%	0.0%	0.0%	20.0%	0.0%	0.0%
Equality of opportunity	0.0%	6.7%	0.0%	0.0%	10.0%	0.0%	0.0%
Health	16.7%	16.7%	12.5%	0.0%	30.0%	16.7%	50.0%
Education*	33.3%	43.3%	50.0%	18.2%	90.0%	33.3%	37.5%
Food security	0.0%	3.3%	0.0%	0.0%	0.0%	0.0%	0.0%
Climate change	0.0%	3.3%	25.0%	0.0%	0.0%	0.0%	0.0%
Agricultural development*	16.7%	13.3%	50.0%	0.0%	0.0%	0.0%	0.0%
Trade and exports	16.7%	3.3%	0.0%	0.0%	0.0%	0.0%	0.0%
Economic growth	0.0%	13.3%	12.5%	9.1%	10.0%	0.0%	12.5%
Law and justice	0.0%	3.3%	12.5%	18.2%	10.0%	0.0%	12.5%
Regulatory framework	0.0%	6.7%	0.0%	9.1%	0.0%	0.0%	0.0%
Communicable/non-communicable diseases	0.0%	0.0%	0.0%	0.0%	0.0%	0.0%	0.0%
Basic infrastructure	0.0%	6.7%	0.0%	18.2%	0.0%	0.0%	0.0%
Natural resource management	0.0%	0.0%	12.5%	0.0%	0.0%	0.0%	0.0%
Anti corruption	0.0%	6.7%	12.5%	0.0%	0.0%	0.0%	0.0%
Information and communications technology*	0.0%	0.0%	0.0%	0.0%	0.0%	33.3%	0.0%
Disaster management	0.0%	0.0%	0.0%	0.0%	0.0%	0.0%	0.0%
State Owned Enterprise reform	16.7%	6.7%	0.0%	27.3%	10.0%	0.0%	12.5%
Social cohesion	0.0%	0.0%	0.0%	0.0%	0.0%	16.7%	0.0%
Land administration/property rights	0.0%	0.0%	0.0%	0.0%	0.0%	0.0%	0.0%

\*Significantly different between stakeholder groups



**B. Overall Attitudes toward the World Bank (continued)**

When thinking about the World Bank's role, which activity do you believe is of greatest VALUE and which activity is of second greatest value in Romania?

<b>Greatest Value</b>							
Percentage of Respondents	Office of President/Prime Employee of a Ministry/ Ministerial Minister/Minister	Dep/ Implementation Agency	PMU/Consultant/ Contractor on Bank project	Private Sector/ Financial Sector/ Private Bank	NGO	Academia/ Research institute/ Think tank	Other
Financial resources: investment lending	20.0%	20.0%	12.5%	27.3%	20.0%	0.0%	12.5%
Financial resources: policy based lending / budget support to the Government	20.0%	13.3%	25.0%	9.1%	10.0%	50.0%	12.5%
Mobilizing third party financial resources	0.0%	0.0%	12.5%	9.1%	20.0%	0.0%	0.0%
Technical assistance	60.0%	20.0%	25.0%	18.2%	10.0%	0.0%	50.0%
Policy advice	0.0%	20.0%	0.0%	18.2%	20.0%	50.0%	12.5%
Donor coordination	0.0%	0.0%	0.0%	0.0%	0.0%	0.0%	0.0%
Data	0.0%	0.0%	0.0%	0.0%	0.0%	0.0%	0.0%
Building implementation capacity	0.0%	13.3%	25.0%	0.0%	10.0%	0.0%	12.5%
Studies/analyses	0.0%	13.3%	0.0%	18.2%	10.0%	0.0%	0.0%
Convening/facilitating	0.0%	0.0%	0.0%	0.0%	0.0%	0.0%	0.0%
Linkage to non-Bank expertise	0.0%	0.0%	0.0%	0.0%	0.0%	0.0%	0.0%
Other	0.0%	0.0%	0.0%	0.0%	0.0%	0.0%	0.0%

<b>2<sup>nd</sup> Greatest Value</b>							
Percentage of Respondents	Office of President/Prime Employee of a Ministry/ Ministerial Minister/Minister	Dep/ Implementation Agency	PMU/Consultant/ Contractor on Bank project	Private Sector/ Financial Sector/ Private Bank	NGO	Academia/ Research institute/ Think tank	Other
Financial resources: investment lending	0.0%	20.0%	37.5%	0.0%	10.0%	0.0%	0.0%
Financial resources: policy based lending / budget support to the Government	0.0%	16.7%	0.0%	0.0%	0.0%	16.7%	37.5%
Mobilizing third party financial resources	20.0%	6.7%	0.0%	18.2%	10.0%	16.7%	0.0%
Technical assistance	0.0%	23.3%	12.5%	18.2%	20.0%	50.0%	12.5%
Policy advice*	40.0%	13.3%	0.0%	45.5%	20.0%	0.0%	50.0%
Donor coordination	0.0%	0.0%	0.0%	0.0%	0.0%	0.0%	0.0%
Data	0.0%	0.0%	0.0%	0.0%	0.0%	0.0%	0.0%
Building implementation capacity	20.0%	6.7%	12.5%	9.1%	20.0%	0.0%	0.0%
Studies/analyses	20.0%	10.0%	12.5%	9.1%	0.0%	16.7%	0.0%
Convening/facilitating	0.0%	3.3%	25.0%	0.0%	0.0%	0.0%	0.0%
Linkage to non-Bank expertise	0.0%	0.0%	0.0%	0.0%	10.0%	0.0%	0.0%
Other	0.0%	0.0%	0.0%	0.0%	10.0%	0.0%	0.0%

\*Significantly different between stakeholder groups

**B. Overall Attitudes toward the World Bank (continued)**

Which of the following do you identify as the World Bank's greatest WEAKNESSES in its work in Romania? (Choose no more than TWO)

Percentage of Respondents (Responses Combined)	Office of President/Prime Employee of a Ministry/ Minister/Minister	PMU/Consultant/ Dep/ Implementation Agency	Contractor on Bank project	Private Sector/ Financial Sector/ Private Bank	NGO	Academia/ Research institute/ Think tank	Other
Staff too inaccessible	16.7%	3.6%	0.0%	0.0%	11.1%	0.0%	0.0%
Not exploring alternative policy options	16.7%	17.9%	25.0%	0.0%	0.0%	33.3%	50.0%
Not adequately sensitive to political/social realities in Romania	33.3%	35.7%	25.0%	10.0%	11.1%	0.0%	0.0%
Not enough public disclosure of its work	16.7%	17.9%	50.0%	60.0%	44.4%	50.0%	25.0%
Arrogant in its approach	0.0%	0.0%	0.0%	0.0%	0.0%	0.0%	0.0%
Not aligned with country priorities	16.7%	0.0%	0.0%	0.0%	0.0%	0.0%	0.0%
The credibility of its knowledge/data	0.0%	3.6%	0.0%	0.0%	0.0%	0.0%	0.0%
Not willing to honestly criticize policies and reform efforts in the country	16.7%	17.9%	50.0%	70.0%	33.3%	50.0%	37.5%
Too influenced by developed countries	0.0%	14.3%	12.5%	10.0%	0.0%	33.3%	0.0%
Imposing technocratic solutions without regard to political realities*	33.3%	3.6%	0.0%	0.0%	0.0%	0.0%	25.0%
World Bank processes too slow and complex	0.0%	28.6%	0.0%	20.0%	11.1%	0.0%	0.0%
Too bureaucratic in its operational policies and procedures	16.7%	25.0%	0.0%	0.0%	11.1%	16.7%	25.0%
Not aligned with other donors' work	0.0%	0.0%	0.0%	0.0%	0.0%	0.0%	0.0%
Not collaborating enough with non-state actors*	0.0%	0.0%	12.5%	0.0%	55.6%	0.0%	0.0%
Not client focused	0.0%	0.0%	0.0%	0.0%	0.0%	0.0%	0.0%
Other	0.0%	3.6%	0.0%	0.0%	11.1%	0.0%	0.0%

\*Significantly different between stakeholder groups

Which World Bank instruments do you believe are the MOST effective in reducing poverty in Romania? (Choose no more than TWO)

Percentage of Respondents (Responses Combined)	Office of President/Prime Employee of a Ministry/ Minister/Minister	PMU/Consultant/ Dep/ Implementation Agency	Contractor on Bank project	Private Sector/ Financial Sector/ Private Bank	NGO	Academia/ Research institute/ Think tank	Other
Capacity development*	16.7%	25.0%	62.5%	54.5%	60.0%	0.0%	25.0%
Policy based lending / budget support to the Government	66.7%	25.0%	25.0%	27.3%	20.0%	66.7%	25.0%
Knowledge products/services	0.0%	17.9%	25.0%	0.0%	20.0%	16.7%	25.0%
Investment lending	66.7%	53.6%	50.0%	54.5%	50.0%	0.0%	75.0%
Technical assistance	50.0%	64.3%	25.0%	45.5%	50.0%	33.3%	37.5%
Trust Fund management	0.0%	0.0%	12.5%	0.0%	0.0%	0.0%	0.0%
Other	0.0%	0.0%	0.0%	0.0%	0.0%	0.0%	12.5%
Don't know	0.0%	0.0%	0.0%	9.1%	0.0%	16.7%	0.0%

\*Significantly different between stakeholder groups

**B. Overall Attitudes toward the World Bank (continued)**

	Which of the following best describes your current position?																				
	Office of President/ Prime Minister/ Minister			Employee of a Ministry/ Ministerial Dep/ Implementation Agency			PMU/ Consultant/ Contractor on Bank project			Private Sector/ Financial Sector/ Private Bank			NGO			Academia/ Research institute/ Think tank			Other		
	N	Mean	SD	N	Mean	SD	N	Mean	SD	N	Mean	SD	N	Mean	SD	N	Mean	SD	N	Mean	SD
To what extent do you believe the World Bank SHOULD seek to influence the global development agenda as related to "global public goods?"	5	8.40	1.14	27	8.30	2.07	7	8.00	3.11	11	7.45	1.37	8	8.00	1.77	6	8.67	.82	7	8.29	1.11

(1-To no degree at all, 10-To a very significant degree)

In addition to the regular relations with the national government as its main interlocutor, which TWO of the following groups should the World Bank collaborate with more in your country to ensure better development results there? (Choose no more than TWO)

Percentage of Respondents (Responses Combined)	Office of President/ Prime Minister/ Minister	Employee of a Ministry/ Ministerial Dep/ Implementation Agency	PMU/Consultant/ Contractor on Bank project	Private Sector/ Financial Sector/ Private Bank	NGO	Academia/ Research institute/ Think tank	Other
NGOs*	0.0%	3.3%	25.0%	9.1%	90.0%	16.7%	12.5%
Local Government	83.3%	46.7%	12.5%	36.4%	20.0%	33.3%	25.0%
Beneficiaries*	0.0%	23.3%	25.0%	9.1%	10.0%	0.0%	62.5%
Private sector	50.0%	63.3%	75.0%	72.7%	40.0%	33.3%	12.5%
Community Based Organizations	16.7%	10.0%	12.5%	9.1%	0.0%	0.0%	12.5%
Donor community	0.0%	3.3%	0.0%	0.0%	10.0%	0.0%	0.0%
Foundations	0.0%	3.3%	0.0%	0.0%	0.0%	0.0%	0.0%
Academia/think tanks/research institutes	33.3%	33.3%	0.0%	27.3%	20.0%	50.0%	25.0%
Parliament	16.7%	6.7%	25.0%	9.1%	0.0%	0.0%	37.5%
Media	0.0%	3.3%	25.0%	18.2%	10.0%	16.7%	12.5%
Faith based organizations	0.0%	0.0%	0.0%	0.0%	0.0%	0.0%	0.0%
Other*	0.0%	0.0%	0.0%	0.0%	0.0%	33.3%	0.0%

\*Significantly different between stakeholder groups

To what extent do you agree with the following statements about the World Bank's work in Romania? (1-Strongly disagree, 10-Strongly agree)

	Which of the following best describes your current position?																				
	Office of President/ Prime Minister/ Minister			Employee of a Ministry/ Ministerial Dep/ Implementation Agency			PMU/ Consultant/ Contractor on Bank project			Private Sector/ Financial Sector/ Private Bank			NGO			Academia/ Research institute/ Think tank			Other		
	N	Mean	SD	N	Mean	SD	N	Mean	SD	N	Mean	SD	N	Mean	SD	N	Mean	SD	N	Mean	SD
Overall the World Bank currently plays a relevant role in development in Romania	6	7.83	.75	28	7.57	2.04	7	7.00	1.15	10	7.60	1.65	10	6.70	1.89	6	5.50	3.15	8	7.50	2.33
The World Bank's work is aligned with what I consider the development priorities for Romania*	6	7.83	.98	27	7.63	1.69	8	8.00	.53	10	8.20	.79	10	6.50	2.07	6	5.50	2.81	8	7.75	1.39
The World Bank supports programs and strategies that are realistic for Romania*	6	7.83	.98	27	7.67	1.36	7	8.00	.82	10	7.80	1.32	10	6.80	1.40	5	6.00	2.74	8	8.38	.74
The World Bank treats clients and stakeholders in Romania with respect	6	9.00	.63	28	9.21	1.26	8	9.38	.74	10	8.80	1.23	9	8.22	1.92	6	7.17	3.25	8	9.13	.99

\*Significantly different between stakeholder groups

**B. Overall Attitudes toward the World Bank (continued)**

To what extent is the World Bank an effective development partner in Romania, in terms of each of the following? (1-To no degree at all, 10-To a very significant degree)

	Which of the following best describes your current position?																				
	Office of President/ Prime Minister/ Minister			Employee of a Ministry/ Ministerial Dep/ Implementation Agency			PMU/ Consultant/ Contractor on Bank project			Private Sector/ Financial Sector/ Private Bank			NGO			Academia/ Research institute/ Think tank			Other		
	N	Mean	SD	N	Mean	SD	N	Mean	SD	N	Mean	SD	N	Mean	SD	N	Mean	SD	N	Mean	SD
Responsiveness	6	6.67	1.51	27	7.59	1.74	8	8.38	.92	8	6.88	2.03	7	5.57	3.10	5	5.80	3.03	7	7.00	1.53
Flexibility (in terms of the World Bank's products and services)*	6	6.67	1.21	25	7.60	1.87	8	8.63	.74	8	8.13	1.13	10	6.50	1.96	6	5.67	2.34	7	8.00	1.15
Flexibility (in terms of changing country circumstances)*	6	6.83	1.17	25	7.68	1.63	8	8.38	.92	9	7.44	1.13	9	6.33	1.87	5	5.20	2.28	7	7.57	.98
Being inclusive*	5	8.40	1.67	26	8.54	1.42	6	9.33	.52	8	8.25	1.16	10	8.00	1.70	6	5.83	3.31	8	8.88	.99
Openness	6	8.50	1.52	27	8.74	1.46	7	9.29	.76	10	8.40	.84	10	7.60	2.12	6	6.67	3.14	8	8.63	1.41
Staff accessibility	6	8.50	1.52	26	8.69	1.64	7	9.57	.53	8	8.50	.93	9	8.44	1.24	6	7.50	2.81	8	8.63	1.19
Straightforwardness and honesty	6	8.50	1.05	26	8.77	1.50	7	8.86	.90	8	8.13	.99	10	7.40	2.07	5	6.40	4.04	8	7.75	1.67
Collaboration with groups outside of the Government	4	7.75	1.50	19	7.53	1.61	4	7.50	2.08	9	8.00	1.22	9	6.33	2.12	6	5.67	2.42	6	7.33	1.51
Collaboration with the Government	6	8.67	.52	27	9.19	.96	8	8.63	.74	7	8.29	.95	6	8.50	1.05	4	8.00	1.15	8	8.63	1.19
Collaboration with other donors	4	7.50	1.29	17	8.65	1.17	3	8.33	1.53	3	7.67	.58	3	9.33	1.15	2	8.50	.71	6	7.50	1.38
Follow through over time*	5	8.20	1.30	26	8.50	1.14	7	8.57	.79	4	8.25	1.26	5	7.20	2.49	5	6.00	2.35	8	8.00	1.07

\*Significantly different between stakeholder groups

When World Bank assisted reform efforts fail or are slow to take place, which TWO of the following would you attribute this to? (Choose no more than TWO)

Percentage of Respondents (Responses Combined)	Office of President/Prime Minister/ Minister/Minister	Employee of a Ministry/ Ministerial Dep/ Implementation Agency	PMU/Consultant/ Contractor on Bank project	Private Sector/ Financial Sector/ Private Bank	NGO	Academia/ Research institute/ Think tank	Other
The World Bank works too slowly	16.7%	6.7%	0.0%	9.1%	0.0%	0.0%	12.5%
The Government works inefficiently*	33.3%	26.7%	25.0%	54.5%	30.0%	83.3%	0.0%
There is not an adequate level of citizen/civil society participation	0.0%	13.3%	12.5%	9.1%	10.0%	0.0%	12.5%
Poor donor coordination	0.0%	0.0%	0.0%	9.1%	10.0%	0.0%	0.0%
The World Bank does not do adequate follow through/follow-up	0.0%	6.7%	12.5%	0.0%	20.0%	16.7%	25.0%
Lack of/inadequate levels of capacity in Government	16.7%	26.7%	62.5%	45.5%	20.0%	0.0%	62.5%
Political pressures and obstacles	50.0%	36.7%	37.5%	18.2%	70.0%	50.0%	50.0%
Reforms are not well thought out in light of country challenges	0.0%	13.3%	25.0%	9.1%	0.0%	0.0%	12.5%
The World Bank is not sensitive enough to political/social realities on the ground	66.7%	40.0%	12.5%	18.2%	40.0%	33.3%	25.0%
Other	0.0%	0.0%	0.0%	9.1%	0.0%	0.0%	0.0%

\*Significantly different between stakeholder groups

### C. World Bank Effectiveness and Results

How effective do you believe the World Bank is in terms of the work it does in the following areas of development in Romania? (1-Not effective at all, 10-Very effective)

	Which of the following best describes your current position?																				
	Office of President/ Prime Minister/ Minister			Employee of a Ministry/ Ministerial Dep/ Implementation Agency			PMU/ Consultant/ Contractor on Bank project			Private Sector/ Financial Sector/ Private Bank			NGO			Academia/ Research institute/ Think tank			Other		
	N	Mean	SD	N	Mean	SD	N	Mean	SD	N	Mean	SD	N	Mean	SD	N	Mean	SD	N	Mean	SD
Anti corruption*	5	6.40	1.67	15	5.47	2.61	6	8.00	.63	5	5.80	1.79	6	4.33	2.34	5	4.20	2.17	3	2.33	2.31
Information and communications technology	5	7.80	.84	20	7.35	1.73	3	8.00	0.00	5	6.60	1.52	5	6.00	2.55	5	5.40	2.61	5	6.20	3.35
Transport	5	6.80	1.30	16	7.13	1.89	3	7.33	1.53	8	7.00	2.27	7	5.57	2.64	4	4.25	1.89	5	7.20	1.30
Crime and violence	4	5.50	1.29	12	4.50	2.58				4	4.50	2.65	6	4.67	2.07	3	2.00	1.73	2	1.00	0.00
Law and justice	5	8.00	1.00	17	6.82	2.04	4	8.50	.58	7	7.00	1.63	5	6.20	2.59	5	5.20	2.28	4	7.25	2.06
Urban development*	5	7.60	1.52	16	7.94	1.12	3	8.33	.58	6	7.17	1.47	6	6.33	2.07	5	5.60	1.82	3	7.33	1.15
Environmental sustainability*	4	7.50	1.00	18	7.61	2.03	5	8.20	.45	6	6.83	1.47	5	5.80	2.59	3	3.00	1.73	5	7.40	1.52
Regulatory framework	4	8.25	.96	20	8.20	1.44	4	7.50	1.29	9	7.67	1.58	6	6.17	2.23	6	6.83	1.72	6	7.83	1.33
Basic infrastructure	5	7.40	.89	16	7.38	1.86	2	6.50	.71	5	7.20	1.92	9	6.67	1.87	5	4.80	1.79	5	8.00	1.00
Communicable/non-communicable diseases	4	8.00	.82	11	5.91	2.95	1	9.00		3	7.33	.58	6	5.67	2.50	2	7.00	1.41	1	1.00	
Poverty reduction	6	7.33	1.03	17	7.47	1.42	5	8.00	1.22	7	7.29	1.38	10	6.50	2.27	5	5.00	3.08	4	7.50	1.29
Gender*	4	8.00	1.15	14	7.93	1.59	3	9.33	.58	3	7.67	.58	7	6.14	2.54	4	4.75	3.40	4	8.00	.82
Domestic private sector development	5	7.60	.55	15	6.93	1.44	3	8.00	1.00	8	7.00	1.20	6	5.83	2.23	4	5.00	2.45	5	7.80	1.30
Foreign direct investment	4	8.00	.82	14	6.86	1.35				5	7.00	1.87	5	6.40	2.30	4	5.00	1.15	4	7.50	1.00
Water and sanitation	4	7.25	.50	13	7.46	1.94	2	7.50	.71	7	6.71	1.89	6	6.83	2.04	5	6.20	2.28	3	8.00	0.00
Trade and exports	4	7.75	.50	14	6.29	1.38				4	5.25	2.75	4	5.75	2.22	3	4.67	1.15	1	7.00	
Economic growth	5	7.60	1.14	17	7.59	1.42	3	7.67	.58	9	7.44	1.33	6	6.83	2.14	4	4.75	3.20	5	8.40	.89
Energy*	5	7.60	.89	15	6.87	1.25	4	7.75	.50	9	8.11	1.05	3	5.33	2.08	4	5.25	2.63	6	8.00	.63
Disaster management	4	6.50	1.29	14	7.07	2.79	2	8.50	.71	4	7.25	1.71	3	4.67	2.08	1	6.00		1	5.00	
Public sector governance/reform*	6	7.83	1.47	24	8.79	1.06	7	6.86	1.77	8	6.38	2.13	7	7.14	1.86	6	5.83	2.79	6	8.17	.98
Job creation/employment*	4	7.50	.58	16	7.69	1.30	4	7.75	.50	8	6.38	1.30	5	5.20	2.59	4	4.25	2.87	3	7.67	.58
Financial markets	4	7.75	.50	14	7.00	1.52	1	6.00		8	6.63	2.07	6	6.17	2.48	4	5.00	2.83	3	7.33	2.08
Equality of opportunity	5	7.40	1.52	14	7.79	1.76	4	9.00	1.15	4	7.25	.96	6	6.00	2.53	6	5.50	2.95	5	8.00	1.00
Health	6	7.67	.52	17	7.71	1.83	3	8.00	0.00	7	7.14	1.46	7	6.71	2.14	5	5.40	2.88	7	7.43	1.40
Rural development	5	7.60	1.14	16	7.69	1.54	4	8.75	.50	6	6.83	2.04	8	6.50	2.33	5	5.40	3.85	6	8.17	.75
Regional development*	4	7.50	1.29	17	7.94	.97	4	7.75	1.26	5	6.40	1.52	5	5.20	2.28	5	4.60	2.97	3	7.67	.58
Food security*	4	6.25	1.71	12	5.83	2.33	2	8.00	1.41	4	5.25	2.06	4	4.50	2.38	3	2.00	0.00	1	1.00	
Education	5	7.40	1.52	19	8.37	1.21	3	9.00	0.00	8	6.88	1.55	8	7.13	2.47	6	5.83	3.25	6	7.83	1.72
Social protection	5	7.00	1.73	17	8.24	1.56	3	8.00	1.73	5	7.00	1.58	7	6.71	2.50	4	5.00	2.71	4	7.25	.96
Climate change	4	6.75	1.26	13	6.85	2.70	3	7.33	1.53	5	5.80	3.11	4	5.00	2.16	4	4.00	2.83	3	7.67	1.15
Agricultural development*	5	8.00	.71	15	6.73	2.28	4	7.75	1.26	6	6.83	1.60	6	5.83	2.04	3	3.33	.58	6	7.67	1.03
Natural resource management*	3	6.67	.58	12	6.50	2.35	2	7.50	.71	6	6.83	1.72	4	5.50	2.08	3	3.00	1.73	3	9.00	1.00
State Owned Enterprise reform	4	7.50	.58	17	7.06	2.30	3	7.33	1.15	8	6.38	2.13	5	4.80	2.49	4	4.50	1.73	5	7.00	1.58
Social cohesion*	4	6.75	1.26	16	7.44	1.97	3	8.67	1.15	5	6.40	1.82	9	7.00	2.00	5	5.00	2.83	3	8.33	1.53
Research, development and innovation	5	6.80	1.48	19	7.32	1.42	3	7.67	.58	6	6.00	2.28	8	6.38	2.26	5	5.40	3.29	5	7.40	1.82
Social inclusion of marginalized and vulnerable groups	5	6.80	1.30	18	8.33	1.71	5	8.80	.45	6	6.67	.82	10	6.50	2.07	6	5.67	2.34	6	7.50	1.52
Land administration/property rights	3	6.00	0.00	13	6.38	2.06	4	7.50	1.00	4	6.25	2.36	3	5.67	2.52	3	5.00	0.00	4	5.75	.96
Tourism	3	6.33	1.15	13	5.62	2.36	1	6.00		5	5.00	2.45	4	4.50	2.38	3	3.67	1.15	4	4.50	2.08

\*Significantly different between stakeholder groups

**C. World Bank Effectiveness and Results (continued)**

	Which of the following best describes your current position?																				
	Office of President/ Prime Minister/ Minister			Employee of a Ministry/ Ministerial Dep/ Implementation Agency			PMU/ Consultant/ Contractor on Bank project			Private Sector/ Financial Sector/ Private Bank			NGO			Academia/ Research institute/ Think tank			Other		
	N	Mean	SD	N	Mean	SD	N	Mean	SD	N	Mean	SD	N	Mean	SD	N	Mean	SD	N	Mean	SD
To what extent does the World Bank's work help to achieve development results in Romania?	6	7.17	.75	23	7.43	1.31	7	7.29	1.11	10	7.20	.79	10	6.50	1.84	5	5.40	2.61	8	7.63	.92

(1-To no degree at all, 10-To a very significant degree)

To what extent do you agree with the following statements about the World Bank in Romania? (1-Strongly disagree, 10-Strongly agree)

	Which of the following best describes your current position?																				
	Office of President/ Prime Minister/ Minister			Employee of a Ministry/ Ministerial Dep/ Implementation Agency			PMU/ Consultant/ Contractor on Bank project			Private Sector/ Financial Sector/ Private Bank			NGO			Academia/ Research institute/ Think tank			Other		
	N	Mean	SD	N	Mean	SD	N	Mean	SD	N	Mean	SD	N	Mean	SD	N	Mean	SD	N	Mean	SD
The World Bank's financial instruments meet the needs of Romania*	6	7.67	1.21	23	8.09	1.50	8	8.13	1.89	10	8.00	1.05	8	6.75	1.91	3	4.67	2.89	7	8.00	.58
The World Bank meets Romania's needs for knowledge services	6	8.17	.75	28	8.64	1.13	7	8.86	.69	10	8.10	1.52	8	7.63	1.92	5	6.40	3.13	8	8.13	1.46

\*Significantly different between stakeholder groups

**D. The World Bank's Knowledge**

How frequently do you consult World Bank knowledge work and activities in the work you do?

Percentage of Respondents	Office of President/ Minister/Minister	Employee of a Ministry/ Ministerial Dep/ Implementation Agency	PMU/Consultant/ Contractor on Bank project	Private Sector/ Financial Sector/ Private Bank	NGO	Academia/ Research institute/ Think tank	Other
Weekly	16.7%	20.7%	12.5%	0.0%	0.0%	16.7%	0.0%
Monthly	16.7%	31.0%	37.5%	18.2%	40.0%	33.3%	12.5%
A few times a year	66.7%	27.6%	37.5%	72.7%	40.0%	50.0%	75.0%
Rarely	0.0%	13.8%	12.5%	9.1%	10.0%	0.0%	12.5%
Never	0.0%	6.9%	0.0%	0.0%	10.0%	0.0%	0.0%

**D. The World Bank's Knowledge (continued)**

When thinking about the development challenges in Romania, where do you believe it would be most valuable for the World Bank to focus its knowledge work and activities in the next few years?

(Choose no more than THREE)

Percentage of Respondents (Responses Combined)	Office of President/Prime Minister/Minister	Office of President/Prime Minister/Minister Dep/ Implementation Agency	PMU/Consultant/ Contractor on Bank project	Private Sector/ Financial Sector/ Private Bank	NGO	Academia/ Research institute/ Think tank	Other
Public sector governance/reform	83.3%	63.3%	50.0%	72.7%	20.0%	33.3%	62.5%
Gender	0.0%	0.0%	0.0%	0.0%	0.0%	0.0%	0.0%
Domestic private sector development	0.0%	30.0%	12.5%	9.1%	10.0%	33.3%	12.5%
Foreign direct investment	16.7%	3.3%	0.0%	9.1%	0.0%	0.0%	0.0%
Water and sanitation	0.0%	0.0%	0.0%	0.0%	0.0%	0.0%	0.0%
Trade and exports	0.0%	6.7%	0.0%	0.0%	0.0%	0.0%	0.0%
Energy	0.0%	3.3%	0.0%	9.1%	0.0%	0.0%	0.0%
Disaster management	0.0%	0.0%	12.5%	0.0%	0.0%	0.0%	0.0%
Social protection	0.0%	3.3%	12.5%	9.1%	10.0%	0.0%	12.5%
Climate change	0.0%	3.3%	25.0%	9.1%	0.0%	0.0%	0.0%
Poverty reduction	16.7%	3.3%	12.5%	9.1%	20.0%	0.0%	0.0%
Law and justice	0.0%	3.3%	0.0%	0.0%	10.0%	0.0%	0.0%
Anti corruption	0.0%	6.7%	0.0%	27.3%	0.0%	16.7%	0.0%
Financial markets	0.0%	0.0%	0.0%	0.0%	0.0%	0.0%	12.5%
Equality of opportunity	0.0%	0.0%	0.0%	0.0%	0.0%	0.0%	0.0%
Urban development	0.0%	13.3%	12.5%	18.2%	10.0%	16.7%	0.0%
Research, development and innovation*	50.0%	3.3%	0.0%	9.1%	10.0%	33.3%	12.5%
Tourism	0.0%	3.3%	0.0%	0.0%	0.0%	0.0%	12.5%
Social inclusion of marginalized and vulnerable groups	0.0%	0.0%	0.0%	0.0%	10.0%	0.0%	0.0%
Crime and violence	0.0%	0.0%	0.0%	0.0%	0.0%	0.0%	0.0%
Education*	16.7%	30.0%	37.5%	18.2%	90.0%	66.7%	62.5%
Regional development	0.0%	6.7%	12.5%	0.0%	10.0%	16.7%	12.5%
Information and communications technology	16.7%	6.7%	0.0%	0.0%	0.0%	0.0%	0.0%
Transport	16.7%	10.0%	12.5%	18.2%	0.0%	16.7%	12.5%
Agricultural development	0.0%	10.0%	25.0%	0.0%	0.0%	16.7%	0.0%
Natural resource management	0.0%	0.0%	12.5%	0.0%	0.0%	0.0%	0.0%
Job creation/employment	0.0%	10.0%	12.5%	9.1%	20.0%	0.0%	0.0%
Health	16.7%	13.3%	12.5%	0.0%	40.0%	33.3%	25.0%
Economic growth	16.7%	16.7%	25.0%	27.3%	20.0%	0.0%	50.0%
Rural development	0.0%	13.3%	12.5%	0.0%	10.0%	16.7%	12.5%
Food security	0.0%	0.0%	0.0%	0.0%	0.0%	0.0%	0.0%
Environmental sustainability	0.0%	6.7%	0.0%	0.0%	0.0%	0.0%	0.0%
Regulatory framework	16.7%	10.0%	0.0%	9.1%	10.0%	0.0%	0.0%
Basic infrastructure	0.0%	0.0%	0.0%	9.1%	0.0%	0.0%	0.0%
Communicable/non-communicable diseases	0.0%	0.0%	0.0%	0.0%	0.0%	0.0%	0.0%
State Owned Enterprise reform	16.7%	6.7%	0.0%	9.1%	0.0%	0.0%	0.0%
Social cohesion	0.0%	0.0%	0.0%	0.0%	0.0%	0.0%	0.0%
Land administration/property rights	0.0%	3.3%	0.0%	9.1%	0.0%	0.0%	0.0%

\*Significantly different between stakeholder groups

**D. The World Bank's Knowledge (continued)**

In Romania, how effective do you believe the World Bank's knowledge work and activities are at: (1-Not effective at all, 10-Very effective)

	Which of the following best describes your current position?																				
	Office of President/ Prime Minister/ Minister			Employee of a Ministry/ Ministerial Dep/ Implementation Agency			PMU/ Consultant/ Contractor on Bank project			Private Sector/ Financial Sector/ Private Bank			NGO			Academia/ Research institute/ Think tank			Other		
	N	Mean	SD	N	Mean	SD	N	Mean	SD	N	Mean	SD	N	Mean	SD	N	Mean	SD	N	Mean	SD
Enhancing your knowledge and/or skills	6	8.00	.89	27	8.74	1.20	7	9.00	.58	9	8.33	1.80	9	7.33	2.12	6	6.83	3.06	6	8.50	1.87
Contributing to good policy making*	6	8.50	.55	25	8.80	.91	7	8.86	.69	9	7.33	1.87	9	7.78	1.30	6	6.50	2.95	8	8.50	1.20
Providing support for program implementation	6	8.33	.52	26	8.65	1.20	7	9.00	.82	8	7.63	1.51	10	7.90	1.52	5	6.80	2.59	8	8.50	1.41

\*Significantly different between stakeholder groups

In Romania, to what extent do you believe that the World Bank's knowledge work and activities: (1-To no degree at all, 10-To a very significant degree)

	Which of the following best describes your current position?																				
	Office of President/ Prime Minister/ Minister			Employee of a Ministry/ Ministerial Dep/ Implementation Agency			PMU/ Consultant/ Contractor on Bank project			Private Sector/ Financial Sector/ Private Bank			NGO			Academia/ Research institute/ Think tank			Other		
	N	Mean	SD	N	Mean	SD	N	Mean	SD	N	Mean	SD	N	Mean	SD	N	Mean	SD	N	Mean	SD
Are timely	5	8.00	1.41	25	8.52	1.36	6	8.50	.55	9	7.67	1.22	7	8.29	1.11	6	7.00	2.37	8	7.88	1.46
Include appropriate level of stakeholder involvement during preparation	5	7.60	1.34	23	8.52	1.65	5	8.20	.84	7	7.14	1.07	7	7.14	2.27	4	6.50	2.89	8	7.25	1.83
Are relevant to Romania's development priorities*	6	7.83	.75	25	8.48	1.39	6	8.67	.52	9	8.00	.71	8	8.38	1.30	6	6.00	2.68	7	7.57	1.27
Provide feasible recommendations	6	8.17	.75	25	8.24	1.59	6	8.83	.75	9	7.78	1.09	8	7.63	1.92	5	6.20	3.27	8	7.63	2.39
Are accessible	6	7.83	1.47	25	8.56	1.66	6	8.83	.75	9	7.33	1.41	8	8.00	1.77	6	7.00	3.10	8	8.13	1.55
Are source of relevant information on global good practices.	6	8.67	1.03	27	8.67	1.14	6	9.33	.52	10	8.20	1.40	7	8.29	2.06	6	7.67	2.16	8	9.00	.93
Are useful in terms of the work you do	6	7.67	1.51	27	8.74	1.06	6	9.17	.41	9	7.22	1.86	9	8.56	1.42	6	7.00	3.16	7	8.29	2.63
Are adequately disseminated	6	7.50	1.38	27	7.96	1.79	6	7.67	1.75	9	6.22	2.22	8	6.75	3.15	6	6.50	2.35	7	7.43	1.51
Are appropriately translated*	6	8.00	.89	26	8.46	1.58	5	9.20	.84	7	8.29	1.25	8	8.63	1.41	5	6.00	2.12	7	9.00	.82
Are adaptable to Romania's specific development challenges and country circumstances	6	8.17	.75	26	8.46	1.45	6	9.00	.89	9	7.33	1.12	9	7.67	1.87	5	6.40	3.21	8	7.75	.89

\*Significantly different between stakeholder groups



**D. The World Bank's Knowledge (continued)**

	Which of the following best describes your current position?																				
	Office of President/ Prime Minister/ Minister			Employee of a Ministry/ Ministerial Dep/ Implementation Agency			PMU/ Consultant/ Contractor on Bank project			Private Sector/ Financial Sector/ Private Bank			NGO			Academia/ Research institute/ Think tank			Other		
	N	Mean	SD	N	Mean	SD	N	Mean	SD	N	Mean	SD	N	Mean	SD	N	Mean	SD	N	Mean	SD
Overall, how significant a contribution do you believe the World Bank's knowledge work and activities make to development results in your country?	6	7.67	.82	25	8.44	1.16	5	8.80	.84	10	7.50	1.27	8	7.75	1.67	5	6.60	2.41	8	7.88	.64
Overall, how would you rate the technical quality of the World Bank's knowledge work and activities?*	6	8.17	.98	27	8.70	1.27	6	9.33	.52	9	7.89	1.05	8	7.63	2.00	6	6.83	2.23	7	8.14	1.21

(1-Not significant at all, 10-Very significant; 1-Very low technical quality, 10-Very high technical quality) \*Significantly different between stakeholder groups

	Which of the following best describes your current position?																				
	Office of President/ Prime Minister/ Minister			Employee of a Ministry/ Ministerial Dep/ Implementation Agency			PMU/ Consultant/ Contractor on Bank project			Private Sector/ Financial Sector/ Private Bank			NGO			Academia/ Research institute/ Think tank			Other		
	N	Mean	SD	N	Mean	SD	N	Mean	SD	N	Mean	SD	N	Mean	SD	N	Mean	SD	N	Mean	SD
To what extent do you believe that Romania received value for money from the World Bank's products/services that were paid for on a fee for service basis?*	4	7.25	1.71	21	7.86	1.56	4	8.75	.96	3	6.33	2.08	7	6.57	2.51	4	4.75	3.40	4	8.00	0.00

(1-To no degree at all, 10-To a very significant degree) \*Significantly different between stakeholder groups

**E. Working with the World Bank**

To what extent do you agree/disagree with the following statements? (1-Strongly disagree, 10-Strongly agree)

	Which of the following best describes your current position?																				
	Office of President/ Prime Minister/ Minister			Employee of a Ministry/ Ministerial Dep/ Implementation Agency			PMU/ Consultant/ Contractor on Bank project			Private Sector/ Financial Sector/ Private Bank			NGO			Academia/ Research institute/ Think tank			Other		
	N	Mean	SD	N	Mean	SD	N	Mean	SD	N	Mean	SD	N	Mean	SD	N	Mean	SD	N	Mean	SD
The World Bank disburses funds promptly	6	8.00	1.55	12	8.17	1.95	6	9.17	.75	6	8.17	1.72	6	8.83	1.17	2	6.00	0.00	5	8.80	1.64
The World Bank effectively monitors and evaluates the projects and programs it supports*	6	8.50	.55	24	8.50	1.44	7	9.14	1.07	7	8.29	.95	9	7.33	2.24	5	6.00	2.00	8	8.50	1.07
The World Bank's approvals and reviews are done in a timely fashion*	6	8.17	.98	21	8.10	1.97	7	8.86	.90	4	8.00	1.41	8	8.63	1.41	2	4.00	0.00	6	8.33	1.21
The World Bank's "Safeguard Policy" requirements are reasonable*	5	7.40	.55	12	8.25	1.29	6	8.33	1.37	4	8.00	1.41	5	7.80	1.30	2	4.00	0.00	5	8.40	1.14
The World Bank's conditions on its lending are reasonable*	6	8.00	.89	13	8.46	1.61	5	8.80	.84	8	8.00	1.31	5	7.60	2.19	2	3.00	0.00	5	8.40	1.14
Working with the World Bank increases Romania's institutional capacity*	6	8.67	.82	25	8.88	1.24	8	8.50	1.51	9	8.67	.87	9	7.67	1.73	6	6.67	2.88	8	9.13	.64
The World Bank ensures consistency and continuity through staff changes	5	8.00	.71	19	8.42	1.77	6	8.50	1.05	5	8.40	1.14	5	8.00	2.35	5	5.60	3.58	5	9.00	1.22
The World Bank's teams and visits are well coordinated	6	8.67	1.21	25	8.72	1.46	8	9.00	1.07	7	9.00	1.15	8	8.25	1.28	4	6.50	2.89	8	9.13	.83
Where country systems are adequate, the World Bank makes appropriate use of them	5	7.80	1.30	19	7.89	2.28	6	9.50	.55	5	8.60	.89	5	8.20	1.30	3	5.00	3.46	5	8.40	1.52
The World Bank provides effective implementation support*	6	8.00	.89	23	8.61	1.41	7	9.29	.49	6	8.50	.84	10	7.60	2.50	4	5.75	2.36	7	8.71	.49

\*Significantly different between stakeholder groups

**F. The Future Role of the World Bank in Romania**

	Which of the following best describes your current position?																				
	Office of President/ Prime Minister/ Minister			Employee of a Ministry/ Ministerial Dep/ Implementation Agency			PMU/ Consultant/ Contractor on Bank project			Private Sector/ Financial Sector/ Private Bank			NGO			Academia/ Research institute/ Think tank			Other		
	N	Mean	SD	N	Mean	SD	N	Mean	SD	N	Mean	SD	N	Mean	SD	N	Mean	SD	N	Mean	SD
How significant a role do you believe the World Bank SHOULD play in Romania's development in the near future?	6	8.33	1.03	29	8.72	1.16	8	9.13	.99	11	8.09	1.81	10	8.40	1.26	6	7.83	1.60	6	8.33	1.03

(1-Not a significant role at all, 10-Very significant role)

**F. The Future Role of the World Bank in Romania (continued)****Which of the following SHOULD the World Bank do to make itself of greater value in Romania? (Choose no more than TWO)**

Percentage of Respondents (Responses Combined)	Office of President/Prime Minister/Minister Minister/Minister	Employee of a Ministry/ Ministerial Dep/ Implementation Agency	PMU/Consultant/ Contractor on Bank project	Private Sector/ Financial Sector/ Private Bank	NGO	Academia/ Research institute/ Think tank	Other
Improve the quality of its experts as related to Romania's specific challenges	66.7%	27.6%	12.5%	0.0%	20.0%	33.3%	14.3%
Reduce the complexity of obtaining World Bank financing	33.3%	13.8%	12.5%	36.4%	20.0%	0.0%	14.3%
Focus primarily on advocacy issues	0.0%	3.4%	25.0%	9.1%	10.0%	16.7%	14.3%
Improve the competitiveness of its financing compared to markets	0.0%	6.9%	12.5%	18.2%	10.0%	0.0%	14.3%
Reach out more to groups outside of government	33.3%	13.8%	0.0%	27.3%	30.0%	33.3%	14.3%
Ensure greater selectivity in its work	16.7%	3.4%	12.5%	0.0%	10.0%	0.0%	14.3%
Provide more adequate data/knowledge/statistics/figures on Romania's economy	0.0%	24.1%	25.0%	0.0%	10.0%	0.0%	0.0%
Offer more innovative financial products	0.0%	10.3%	12.5%	9.1%	20.0%	0.0%	0.0%
Offer more innovative knowledge services	0.0%	17.2%	25.0%	0.0%	10.0%	50.0%	0.0%
Increase availability of Fee-Based services	16.7%	13.8%	12.5%	9.1%	0.0%	0.0%	0.0%
Increase EU structural funds absorption	16.7%	37.9%	50.0%	81.8%	40.0%	50.0%	57.1%
Work faster	0.0%	13.8%	0.0%	0.0%	10.0%	0.0%	14.3%
Other	0.0%	3.4%	0.0%	9.1%	10.0%	0.0%	0.0%

**G. Communication and Information Sharing****How do you get most of your information about economic and social development issues in Romania? (Choose no more than TWO)**

How do you get most of your information about economic and social development issues in Romania? (choose no more than TWO)							
Percentage of Respondents (Responses Combined)	Office of President/Prime Employee of a Ministry/ Ministerial Minister/Minister	PMU/Consultant/ Contractor on Bank project	Private Sector/ Financial Sector/ Private Bank	NGO	Academia/ Research institute/ Think tank	Other	
Local newspapers*	16.7%	13.3%	25.0%	63.6%	10.0%	0.0%	12.5%
International newspapers	0.0%	0.0%	12.5%	0.0%	0.0%	0.0%	12.5%
Local radio	16.7%	0.0%	0.0%	0.0%	10.0%	0.0%	0.0%
International radio	0.0%	3.3%	0.0%	0.0%	0.0%	0.0%	0.0%
Local television	33.3%	43.3%	12.5%	27.3%	10.0%	33.3%	50.0%
International television	0.0%	0.0%	12.5%	0.0%	0.0%	0.0%	12.5%
Periodicals	50.0%	26.7%	25.0%	27.3%	40.0%	83.3%	12.5%
Internet	66.7%	83.3%	100.0%	81.8%	100.0%	50.0%	75.0%
Social media*	0.0%	0.0%	0.0%	0.0%	20.0%	0.0%	0.0%
Blogs	0.0%	0.0%	0.0%	0.0%	0.0%	0.0%	0.0%
Mobile phones	0.0%	0.0%	0.0%	0.0%	0.0%	0.0%	0.0%
Instant messaging	0.0%	0.0%	12.5%	0.0%	0.0%	0.0%	0.0%
Other	16.7%	6.7%	0.0%	0.0%	10.0%	16.7%	0.0%

\*Significantly different between stakeholder groups

**G. Communication and Information Sharing (continued)****How would you prefer to receive information from the World Bank? (Choose no more than TWO)**

Percentage of Respondents (Responses Combined)	Office of President/Prime Employee of a Ministry/ Ministerial Minister/Minister	PMU/Consultant/ Contractor on Bank project	Private Sector/ Financial Sector/ Private Bank	NGO	Academia/ Research institute/ Think tank	Other	
World Bank website	33.3%	46.7%	50.0%	45.5%	50.0%	16.7%	25.0%
Direct contact with World Bank	50.0%	30.0%	25.0%	36.4%	30.0%	16.7%	50.0%
e-Newsletters	66.7%	50.0%	62.5%	54.5%	70.0%	50.0%	50.0%
Instant messaging*	0.0%	0.0%	0.0%	9.1%	0.0%	50.0%	0.0%
World Bank seminars/workshops/conferences	16.7%	40.0%	62.5%	36.4%	20.0%	0.0%	62.5%
World Bank publications and other written materials	33.3%	16.7%	0.0%	18.2%	10.0%	50.0%	12.5%
Mobile phones	0.0%	0.0%	0.0%	0.0%	0.0%	0.0%	0.0%
Social media	0.0%	0.0%	0.0%	0.0%	10.0%	0.0%	0.0%
Blogs	0.0%	3.3%	0.0%	0.0%	0.0%	0.0%	0.0%
Other	0.0%	0.0%	0.0%	0.0%	0.0%	0.0%	0.0%

*\*Significantly different between stakeholder groups***Are you aware of the World Bank's Access to Information Policy under which the Bank will now disclose any information in its possession that is not a list of exceptions?\***

Are you aware of the World Bank's access to information policy under which the Bank will now disclose any information in its possession that is not a list of exceptions?							
Percentage of Respondents	Office of President/Prime Employee of a Ministry/ Ministerial Minister/Minister	PMU/Consultant/ Contractor on Bank project	Private Sector/ Financial Sector/ Private Bank	NGO	Academia/ Research institute/ Think tank	Other	
Yes	50.0%	28.0%	75.0%	66.7%	20.0%	0.0%	37.5%
No	50.0%	72.0%	25.0%	33.3%	80.0%	100.0%	62.5%

*\*Significantly different between stakeholder groups***Have you requested information from the World Bank on its activities in the past year?**

Percentage of Respondents	Office of President/Prime Employee of a Ministry/ Ministerial Minister/Minister	PMU/Consultant/ Contractor on Bank project	Private Sector/ Financial Sector/ Private Bank	NGO	Academia/ Research institute/ Think tank	Other	
Yes	50.0%	26.9%	25.0%	20.0%	20.0%	33.3%	0.0%
No	50.0%	73.1%	75.0%	80.0%	80.0%	66.7%	100.0%

**Were you able to obtain this information?**

Where you able to obtain this information:							
Percentage of Respondents	Office of President/Prime Employee of a Ministry/ Ministerial Minister/Minister	PMU/Consultant/ Contractor on Bank project	Private Sector/ Financial Sector/ Private Bank	NGO	Academia/ Research institute/ Think tank	Other	
Yes	100.0%	77.8%	100.0%	66.7%	100.0%	0.0%	-
No	0.0%	22.2%	0.0%	33.3%	0.0%	100.0%	-

**Do you have access to the Internet?**

Percentage of Respondents	Office of President/Prime Employee of a Ministry/ Ministerial Minister/Minister	PMU/Consultant/ Contractor on Bank project	Private Sector/ Financial Sector/ Private Bank	NGO	Academia/ Research institute/ Think tank	Other
Yes	100.0%	100.0%	100.0%	100.0%	100.0%	100.0%
No	0.0%	0.0%	0.0%	0.0%	0.0%	0.0%

**Do you use/have used the World Bank website?**

Percentage of Respondents	Office of President/Prime Employee of a Ministry/ Ministerial Minister/Minister	PMU/Consultant/ Contractor on Bank project	Private Sector/ Financial Sector/ Private Bank	NGO	Academia/ Research institute/ Think tank	Other	
Yes	100.0%	85.2%	100.0%	90.9%	88.9%	100.0%	100.0%
No	0.0%	14.8%	0.0%	9.1%	11.1%	0.0%	0.0%

**G. Communication and Information Sharing (continued)**

Which do you primarily use?

Percentage of Respondents	Office of President/Prime Employee of a Ministry/ Ministerial Minister/Minister	Dep/ Implementation Agency	PMU/Consultant/ Contractor on Bank project	Private Sector/ Financial Sector/ Private Bank	NGO	Academia/ Research institute/ Think tank	Other
The World Bank's country website	50.0%	60.7%	37.5%	36.4%	77.8%	50.0%	50.0%
The World Bank's main website	50.0%	39.3%	62.5%	63.6%	22.2%	50.0%	50.0%

Which Internet connection do you use primarily when visiting a World Bank website?

Percentage of Respondents	Office of President/Prime Employee of a Ministry/ Ministerial Minister/Minister	Dep/ Implementation Agency	PMU/Consultant/ Contractor on Bank project	Private Sector/ Financial Sector/ Private Bank	NGO	Academia/ Research institute/ Think tank	Other
High speed	100.0%	100.0%	100.0%	100.0%	100.0%	100.0%	100.0%
Dial-up	0.0%	0.0%	0.0%	0.0%	0.0%	0.0%	0.0%

Please rate how much you agree with the following statements. (1-Strongly disagree, 10-Strongly agree)

	Which of the following best describes your current position?																				
	Office of President/ Prime Minister/ Minister			Employee of a Ministry/ Ministerial Dep/ Implementation Agency			PMU/ Consultant/ Contractor on Bank project			Private Sector/ Financial Sector/ Private Bank			NGO			Academia/ Research institute/ Think tank			Other		
	N	Mean	SD	N	Mean	SD	N	Mean	SD	N	Mean	SD	N	Mean	SD	N	Mean	SD	N	Mean	SD
I use/consult World Bank data more often than I did a few years ago*	6	7.00	1.41	26	8.08	2.42	8	9.00	1.60	10	7.30	1.89	8	8.75	1.28	6	5.33	3.83	8	8.38	1.92
I find the World Bank websites easy to navigate.	6	7.67	.82	25	8.16	1.75	8	8.63	1.06	10	8.00	1.41	8	7.00	2.93	6	8.17	1.47	8	8.00	.53
I find the information on the World Bank's websites useful.	6	9.17	.75	25	8.60	1.19	8	8.88	.99	10	8.60	.84	8	8.13	.83	6	7.33	1.86	8	9.00	.53
When I need information from the World Bank I know how to find it	6	8.50	1.38	27	8.15	1.97	8	9.38	.74	10	8.00	1.70	8	7.75	2.82	6	6.83	2.79	8	7.88	1.73
The World Bank is responsive to my information requests and inquiries	5	8.60	1.34	19	8.53	2.22	7	9.57	.53	4	8.00	2.16	4	8.50	1.73	4	6.00	4.62	4	9.25	.96

\*Significantly different between stakeholder groups

**H. Background Information**

Currently, do you professionally collaborate/work with the World Bank in your country?

Percentage of Respondents	Office of President/Prime Employee of a Ministry/ Ministerial Minister/Minister	Dep/ Implementation Agency	PMU/Consultant/ Contractor on Bank project	Private Sector/ Financial Sector/ Private Bank	NGO	Academia/ Research institute/ Think tank	Other
Yes	83.3%	86.7%	87.5%	54.5%	50.0%	83.3%	62.5%
No	16.7%	13.3%	12.5%	45.5%	50.0%	16.7%	37.5%

Which of the following describes most of your exposure to the World Bank in Romania? (Choose no more than TWO)

Percentage of Respondents (Responses Combined)	Office of President/Prime Employee of a Ministry/ Ministerial Minister/Minister	Dep/ Implementation Agency	PMU/Consultant/ Contractor on Bank project	Private Sector/ Financial Sector/ Private Bank	NGO	Academia/ Research institute/ Think tank	Other
Observer	33.3%	3.3%	0.0%	18.2%	20.0%	0.0%	0.0%
Use World Bank reports/data	33.3%	33.3%	37.5%	18.2%	80.0%	33.3%	62.5%
Engage in World Bank related/sponsored events/activities	33.3%	6.7%	37.5%	27.3%	10.0%	33.3%	37.5%
Collaborate as part of my professional duties*	33.3%	86.7%	87.5%	54.5%	20.0%	50.0%	62.5%
Use World Bank website for information, data, research, etc.*	33.3%	10.0%	25.0%	45.5%	60.0%	0.0%	25.0%

\*Significantly different between stakeholder groups

## Appendix C: Responses to All Questions by Year<sup>1</sup>

FY '05 Response Number = 322 • FY '13 Response Number = 81

### B. Overall Attitudes toward the World Bank

	year					
	FY 2005			FY 2013		
	N	Mean	SD	N	Mean	SD
How familiar are you with the work of the World Bank in Romania?	321	7.13	2.05	81	7.60	1.54

(1-Not familiar at all, 10-Extremely familiar)

	year					
	FY 2005			FY 2013		
	N	Mean	SD	N	Mean	SD
Overall, please rate your impression of the World Bank's effectiveness in Romania?	321	7.50	1.70	76	7.70	1.71

(1-Not effective at all, 10-Very effective)

To what extent do you agree with the following statements about the World Bank's work in Rwanda, on a ten point scale?

(1-Strongly disagree, 10-Strongly agree)

	year					
	FY 2005			FY 2013		
	N	Mean	SD	N	Mean	SD
Overall the World Bank currently plays a relevant role in development in Romania	319	7.68	1.78	77	7.31	2.01
The World Bank's work is aligned with what I consider the development priorities for Romania	315	7.55	1.74	77	7.47	1.71
The World Bank supports programs and strategies that are realistic for Romania	312	7.34	1.82	75	7.60	1.45
The World Bank treats clients and stakeholders in Romania with respect*	306	8.31	1.85	77	8.88	1.54

\*Significantly different between FY13 and FY05 country surveys.

<sup>1</sup> Only those questions that were asked in the FY '05 and FY '13 country surveys, with similar response scales/options, are presented.

### B. Overall Attitudes toward the World Bank (continued)

To what extent is the World Bank an effective development partner in Rwanda, in terms of each of the following?

(1-To no degree at all, 10-To a very significant degree)

	year					
	FY 2005			FY 2013		
	N	Mean	SD	N	Mean	SD
Flexibility (in terms of changing country circumstances)	195	7.52	2.16	70	7.27	1.65
Staff accessibility*	322	7.78	2.15	72	8.63	1.52

\*Significantly different between FY13 and FY05 country surveys.

### C. World Bank Effectiveness and Results

How effective do you believe the World Bank is in terms of the work it does in the following areas of development in Rwanda, on a ten point scale? (1-Not effective at all, 10-Very effective)

	year					
	FY 2005			FY 2013		
	N	Mean	SD	N	Mean	SD
Regulatory framework*	322	6.73	2.18	56	7.63	1.61
Basic infrastructure	322	7.06	1.99	49	6.98	1.81
Anti corruption	322	5.54	2.58	46	5.48	2.45
Poverty reduction*	322	6.29	2.02	55	7.05	1.82
Domestic private sector development	322	6.64	2.12	47	6.85	1.64
Economic growth	322	6.82	1.94	51	7.35	1.72
Transport	322	6.97	2.15	50	6.62	2.02
Energy	322	7.00	2.17	47	7.15	1.53
Public sector governance/reform*	322	6.67	2.16	66	7.71	1.88
Health*	322	6.61	2.24	54	7.30	1.81
Education*	322	6.89	2.24	57	7.56	2.00
Social protection*	322	6.40	2.29	47	7.36	1.93
Agricultural development	322	6.53	2.31	47	6.81	2.02
Natural resource management	322	6.65	2.35	34	6.41	2.20

\*significantly different between FY13 and FY05 country surveys

### D. The World Bank's Knowledge Work and Activities

In Rwanda, to what extent do you believe that the World Bank's knowledge work and activities:

(1-To no degree at all, 10-To a very significant degree)

	year					
	FY 2005			FY 2013		
	N	Mean	SD	N	Mean	SD
Are source of relevant information on global good practices.	322	8.16	1.88	72	8.58	1.34
Are useful in terms of the work you do	322	8.39	1.66	72	8.28	1.74
Are adaptable to Romania's specific development challenges and country circumstances*	322	6.75	1.91	71	8.00	1.59

\*Significantly different between FY13 and FY05 country surveys.

### E. Working with the World Bank

To what extent do you agree/disagree with the following statements, on a ten point scale? (1-Strongly disagree, 10-Strongly agree)

	year					
	FY 2005			FY 2013		
	N	Mean	SD	N	Mean	SD
The World Bank disburses funds promptly	179	7.98	2.03	45	8.36	1.57
The World Bank effectively monitors and evaluates the projects and programs it supports	194	8.36	1.71	68	8.24	1.59
The World Bank's conditions on its lending are reasonable	286	7.62	1.91	46	8.04	1.74

### G. Communication and Information Sharing

Do you use/have you used the World Bank website?\*

Percentage of Respondents	FY 2005	FY 2013
Yes	81.9%	92.0%
No	18.1%	8.0%

\*Significantly different between FY13 and FY05 country surveys.

Which do you primarily use?

Percentage of Respondents	FY 2005	FY 2013
The World Bank's country website	43.5%	52.6%
The World Bank's main website	56.5%	47.4%



## Appendix D: Indicator Questions as a Function of Exposure to the Bank

Indicator Question	Currently, do you professionally collaborate/work with the World Bank in your country?		Which of the following describes most of your exposure to the World Bank in Romania? (Choose no more than TWO)									
	No Mean	Yes Mean	Observer		Use WB reports/data		Engage in WB activities		Collaborate		Use WB website	
			No Mean	Yes Mean	No Mean	Yes Mean	No Mean	Yes Mean	No Mean	Yes Mean	No Mean	Yes Mean
Overall, please rate your impression of the World Bank's effectiveness in Romania?	7.71	7.69	7.86	6.14	7.65	7.77	7.75	7.50	7.12	7.98	7.67	7.78
To what extent do you believe the World Bank's staff is well prepared to help Romania solve its most complicated development challenges?	8.47	8.33	8.33	8.80	8.39	8.33	8.48	7.94	7.88	8.61	8.39	8.28
Overall the World Bank currently plays a relevant role in development in Romania	7.15	7.37	7.26	8.00	7.30	7.32	7.34	7.19	7.25	7.35	7.39	7.10
The World Bank's work is aligned with what I consider the development priorities for Romania	7.00	7.62	7.47	7.40	7.47	7.47	7.49	7.38	6.89	7.78	7.56	7.20
Responsiveness	6.60	7.20	7.19	4.33	7.02	7.15	7.20	6.57	6.27	7.44	7.14	6.89
Openness	8.89	8.26	8.42	8.40	8.57	8.20	8.45	8.31	7.96	8.67	8.35	8.62
Collaboration with groups outside of the Government	6.57	7.36	7.25	5.67	7.36	6.92	7.17	7.18	6.50	7.53	7.15	7.22
Collaboration with the Government	8.73	8.81	8.80	8.75	8.66	9.00	8.94	8.31	8.60	8.91	8.88	8.56
Collaboration with other donors	8.22	8.30	8.32	7.50	8.13	8.53	8.28	8.30	8.31	8.27	8.26	8.38
To what extent does the World Bank's work help to achieve development results in Romania?	7.17	7.08	7.15	6.40	7.05	7.17	7.14	6.93	6.74	7.32	7.14	7.00
The World Bank's financial instruments meet the needs of Romania	8.06	7.59	7.76	6.75	7.82	7.54	7.73	7.60	7.44	7.86	7.57	8.00
The World Bank meets Romania's needs for knowledge services	8.13	8.28	8.26	8.00	8.26	8.23	8.36	7.80	7.81	8.48	8.20	8.35
The World Bank's knowledge work and activities are adaptable to Romania's specific development challenges and country circumstances	8.00	8.00	8.03	7.60	7.95	8.07	8.14	7.47	7.44	8.34	8.10	7.74
Overall, how significant a contribution do you believe the World Bank's knowledge work and activities make to development results in your country?	7.82	8.00	8.00	7.25	7.88	8.07	8.09	7.47	7.50	8.23	7.98	7.90
Overall, how would you rate the technical quality of the World Bank's knowledge work and activities?	8.24	8.28	8.25	8.50	8.31	8.21	8.38	7.87	7.80	8.52	8.30	8.17
Where country systems are adequate, the World Bank makes appropriate use of them	8.09	8.00	7.98	8.67	7.94	8.17	8.26	7.18	7.28	8.44	7.95	8.23

Yellow highlight indicates significant difference between Yes and No mean.

## Appendix E: Indicator Questions by Stakeholder Groups

	Which of the following best describes your current position?																				
	Office of President/ Prime Minister/ Minister			Employee of a Ministry/ Ministerial Dep/ Implementation Agency			PMU/ Consultant/ Contractor on Bank project			Private Sector/ Financial Sector/ Private Bank			NGO			Academia/ Research institute/ Think tank			Other		
	N	Mean	SD	N	Mean	SD	N	Mean	SD	N	Mean	SD	N	Mean	SD	N	Mean	SD	N	Mean	SD
Overall, please rate your impression of the World Bank's effectiveness in Romania?	6	7.50	1.22	28	8.18	1.39	8	7.50	1.31	11	7.36	2.38	8	6.88	2.17	5	6.20	2.28	8	8.25	1.04
To what extent do you believe the World Bank's staff is well prepared to help Romania solve its most complicated development challenges?*	6	8.00	.89	27	8.81	1.00	8	8.75	1.04	10	8.40	1.17	8	7.88	1.64	5	6.60	2.41	8	8.25	.71
Overall the World Bank currently plays a relevant role in development in Romania	6	7.83	.75	28	7.57	2.04	7	7.00	1.15	10	7.60	1.65	10	6.70	1.89	6	5.50	3.15	8	7.50	2.33
The World Bank's work is aligned with what I consider the development priorities for Romania*	6	7.83	.98	27	7.63	1.69	8	8.00	.53	10	8.20	.79	10	6.50	2.07	6	5.50	2.81	8	7.75	1.39
Responsiveness	6	6.67	1.51	27	7.59	1.74	8	8.38	.92	8	6.88	2.03	7	5.57	3.10	5	5.80	3.03	7	7.00	1.53
Openness	6	8.50	1.52	27	8.74	1.46	7	9.29	.76	10	8.40	.84	10	7.60	2.12	6	6.67	3.14	8	8.63	1.41
Collaboration with groups outside of the Government	4	7.75	1.50	19	7.53	1.61	4	7.50	2.08	9	8.00	1.22	9	6.33	2.12	6	5.67	2.42	6	7.33	1.51
Collaboration with the Government	6	8.67	.52	27	9.19	.96	8	8.63	.74	7	8.29	.95	6	8.50	1.05	4	8.00	1.15	8	8.63	1.19
Collaboration with other donors	4	7.50	1.29	17	8.65	1.17	3	8.33	1.53	3	7.67	.58	3	9.33	1.15	2	8.50	.71	6	7.50	1.38
To what extent does the World Bank's work help to achieve development results in Romania?	6	7.17	.75	23	7.43	1.31	7	7.29	1.11	10	7.20	.79	10	6.50	1.84	5	5.40	2.61	8	7.63	.92
The World Bank's financial instruments meet the needs of Romania*	6	7.67	1.21	23	8.09	1.50	8	8.13	1.89	10	8.00	1.05	8	6.75	1.91	3	4.67	2.89	7	8.00	.58
The World Bank meets Romania's needs for knowledge services	6	8.17	.75	28	8.64	1.13	7	8.86	.69	10	8.10	1.52	8	7.63	1.92	5	6.40	3.13	8	8.13	1.46
The World Bank's knowledge work and activities are adaptable to Romania's specific development challenges and country circumstances	6	8.17	.75	26	8.46	1.45	6	9.00	.89	9	7.33	1.12	9	7.67	1.87	5	6.40	3.21	8	7.75	.89
Overall, how significant a contribution do you believe the World Bank's knowledge work and activities make to development results in your country?	6	7.67	.82	25	8.44	1.16	5	8.80	.84	10	7.50	1.27	8	7.75	1.67	5	6.60	2.41	8	7.88	.64
Overall, how would you rate the technical quality of the World Bank's knowledge work and activities?*	6	8.17	.98	27	8.70	1.27	6	9.33	.52	9	7.89	1.05	8	7.63	2.00	6	6.83	2.23	7	8.14	1.21
Where country systems are adequate, the World Bank makes appropriate use of them	5	7.80	1.30	19	7.89	2.28	6	9.50	.55	5	8.60	.89	5	8.20	1.30	3	5.00	3.46	5	8.40	1.52

\*Significantly different between stakeholder groups

## Appendix F: Romania FY 2013 Questionnaire



### **World Bank Country Survey FY13 – Romania**

The World Bank is interested in gauging the views of clients and partners who are either involved in development in Romania or who observe activities related to social and economic development. The following survey is meant to give the World Bank's team that works in Romania, greater insight into how the Bank's work is perceived. This is one tool the World Bank uses to assess the views of its critical stakeholders. With this understanding, the World Bank hopes to develop more effective strategies, outreach and programs that support development in Romania. The World Bank commissioned an independent firm to oversee the logistics of this effort in Romania. This ensures anonymity and confidentiality. We hope you'll be candid. To complete the survey, please circle/check the response that most accurately reflects your opinion. **If you prefer not to answer a question, please leave it blank.**

**PLEASE NOTE: IN SOME CASES THE SURVEY WILL ASK FOR A SPECIFIC NUMBER OF RESPONSES. PLEASE DO NOT CHOOSE ANY MORE THAN REQUESTED. IF MORE RESPONSES ARE CHOSEN, DATA CANNOT BE INCLUDED IN ANALYSIS.**

#### **SECTION A: GENERAL ISSUES FACING ROMANIA**

<b>A1. In general would you say that Romania is headed in ... ?</b>	
1	The right direction
2	The wrong direction
3	Not sure

## SECTION A: GENERAL ISSUES

<b>A2. Listed below are a number of development priorities in Romania.</b>			
<b>Please identify which of the following you consider the most important development priorities in Romania? (Choose no more than THREE)</b>			
1	Social protection (e.g., pensions, targeted social assistance)	20	Education
2	Transport (e.g., roads, bridges, transportation)	21	Poverty reduction
3	Public sector governance/reform (i.e., government effectiveness, public financial management, public expenditure, budgetary reform; transparency and accountability)	22	Energy
4	Regional development	23	Food security
5	Gender	24	Climate change (e.g., mitigation, adaptation)
6	Domestic private sector development (incl. business environment, competition, industry investments)	25	Agricultural development
7	Foreign direct investment	26	Trade and exports
8	Water and sanitation	27	Crime and violence
9	Anti-corruption	28	Economic growth
10	Job creation/employment	29	Law and justice (e.g., judicial system)
11	Rural development	30	Regulatory framework
12	Financial markets	31	Communicable/non-communicable diseases
13	Urban development	32	Basic infrastructure
14	Environmental sustainability (incl. biodiversity)	33	Natural resource management (e.g., oil, gas, mining)
15	Equality of opportunity (i.e., equity)	34	Disaster management
16	Health	35	Information and communications technology (incl. knowledge economy and digital agenda)
17	Research, development and innovation	36	State Owned Enterprise reform
18	Tourism	37	Social cohesion
19	Social inclusion of marginalized and vulnerable groups (e.g., Roma, other ethnic minorities)	38	Land administration/property rights

**SECTION A: GENERAL ISSUES**

**A3. Poverty reduction is a broad term that encompasses work in many different areas.**

**Which THREE areas of development listed below do you believe would contribute most to reducing poverty in Romania? (Choose no more than THREE)**

1	Water and sanitation	20	Anti corruption
2	Equality of opportunity (i.e., equity)	21	Domestic private sector development (incl. business environment, competition, industry investments)
3	Economic growth	22	Foreign direct investment
4	Climate change (e.g., mitigation, adaptation)	23	Education
5	Regional development	24	Energy
6	Gender	25	Public sector governance/reform (i.e., government effectiveness, public financial management, public expenditure, budgetary reform; transparency and accountability)
7	Rural development	26	Natural resource management (e.g., oil, gas, mining)
8	Urban development	27	Social cohesion
9	Regulatory framework	28	Disaster management
10	Basic infrastructure	29	Health
11	Social protection (e.g., pensions, targeted social assistance)	30	Agricultural development
12	Law and justice (e.g., judicial system)	31	Job creation/employment
13	Transport (e.g., roads, bridges, transportation)	32	Financial markets
14	Crime and violence	33	Trade and exports
15	Communicable/non-communicable diseases	34	Food security
16	Information and communications technology (incl. knowledge economy and digital agenda)	35	Environmental sustainability (incl. biodiversity)
17	State Owned Enterprise reform	36	Tourism
18	Research, development and innovation	37	Social inclusion of marginalized and vulnerable groups (e.g., Roma, other ethnic minorities)
19	Land administration/property rights		

## SECTION A: GENERAL ISSUES

### A4. Economic growth can be driven by a number of factors.

Which THREE areas below do you believe would contribute most to generating economic growth in Romania? (Choose no more than THREE)

1	Energy	19	Communicable/non-communicable diseases
2	Gender	20	Trade and exports
3	Equality of opportunity (i.e., equity)	21	Public sector governance/reform (i.e., government effectiveness, public financial management, public expenditure, budgetary reform; transparency and accountability)
4	Social protection (e.g., pensions, targeted social assistance)	22	Domestic private sector development (incl. business environment, competition, industry investments)
5	Regional development	23	Job creation/employment
6	Climate change (e.g., mitigation, adaptation)	24	Agricultural development
7	Anti corruption	25	Food security
8	Disaster management	26	Transport (e.g., roads, bridges, transportation)
9	Rural development	27	Natural resource management (e.g., oil, gas, mining)
10	Foreign direct investment	28	Environmental sustainability (incl. biodiversity)
11	Urban development	29	Health
12	Water and sanitation	30	Basic infrastructure
13	Education	31	Law and justice (e.g., judicial system)
14	Information and communications technology (incl. knowledge economy and digital agenda)	32	Crime and violence
15	Regulatory framework	33	Financial markets
16	Social cohesion	34	Tourism
17	State Owned Enterprise reform	35	Research, development and innovation
18	Social inclusion of marginalized and vulnerable groups (e.g., Roma, other ethnic minorities)	36	Land administration/property rights

### A5. When thinking about the idea of “shared prosperity” in your country, which of the following TWO best illustrate how this would be achieved in Romania? (Choose no more than TWO)

1	A growing middle class
2	Better employment opportunities for young people
3	Better employment opportunities for women
4	Education and training that better ensure job opportunity
5	Greater access to health and nutrition for citizens
6	Better entrepreneurial opportunities (i.e., to start small and medium sized businesses)
7	Greater access to micro-finance for the poor
8	Better opportunity for the poor who live in rural areas
9	Better opportunity for the poor who live in urban areas
10	Consistent economic growth
11	Greater voice and participation for citizens to help ensure greater accountability
12	Better quality public services
13	Other (please specify): _____

## SECTION B: OVERALL ATTITUDES TOWARD THE WORLD BANK

<b>B1. How familiar are you with the work of the World Bank in Romania, on a ten point scale?</b>									
1	2	3	4	5	6	7	8	9	10
Not familiar at all					Extremely familiar				

<b>B2. Overall, please rate your impression of the World Bank's effectiveness in Romania, on a ten point scale?</b>										
1	2	3	4	5	6	7	8	9	10	<input type="checkbox"/>
Not effective at all								Very effective		Don't know

<b>B3. To what extent do you believe the World Bank's staff is well prepared (e.g., skills and knowledge) to help Romania solve its most complicated development challenges, on a ten point scale?</b>										
1	2	3	4	5	6	7	8	9	10	<input type="checkbox"/>
To no degree at all								To a very significant degree		Don't know

<b>B4. When thinking about how the World Bank can have the most impact on development results in Romania, in which sectoral areas do you believe the World Bank should focus most of its attention and resources in Romania? (Choose no more than THREE)</b>			
1	Social protection (e.g., pensions, targeted social assistance)	20	Equality of opportunity (i.e., equity)
2	Public sector governance/reform (i.e., government effectiveness, public financial management, public expenditure, budgetary reform; transparency and accountability)	21	Health
3	Transport (e.g., roads, bridges, transportation)	22	Education
4	Poverty reduction	23	Food security
5	Regional development	24	Climate change (e.g., mitigation, adaptation)
6	Gender	25	Agricultural development
7	Crime and violence	26	Trade and exports
8	Domestic private sector development (incl. business environment, competition, industry investments)	27	Economic growth
9	Rural development	28	Law and justice (e.g., judicial system)
10	Foreign direct investment	29	Regulatory framework
11	Water and sanitation	30	Communicable/non-communicable diseases
12	Energy	31	Basic infrastructure
13	Job creation/employment	32	Natural resource management (e.g., oil, gas, mining)
14	Financial markets	33	Anti corruption
15	Urban development	34	Information and communications technology (incl. knowledge economy and digital agenda)
16	Environmental sustainability (incl. biodiversity)	35	Disaster management
17	Research, development and innovation	36	State Owned Enterprise reform
18	Tourism	37	Social cohesion
19	Social inclusion of marginalized and vulnerable groups (e.g., Roma, other ethnic minorities)	38	Land administration/property rights

**SECTION B: OVERALL ATTITUDES TOWARD THE WORLD BANK**

**B5. When thinking about the World Bank's role, which activity do you believe is of greatest VALUE and which activity is of second greatest value in Romania?**

		<b>Greatest Value (Choose only ONE)</b>	<b>Second Greatest Value (Choose only ONE)</b>
1	Financial resources: investment lending	<input type="checkbox"/>	<input type="checkbox"/>
2	Financial resources: policy based lending / budget support to the Government	<input type="checkbox"/>	<input type="checkbox"/>
3	Mobilizing third party financial resources	<input type="checkbox"/>	<input type="checkbox"/>
4	Technical assistance	<input type="checkbox"/>	<input type="checkbox"/>
5	Policy advice	<input type="checkbox"/>	<input type="checkbox"/>
6	Donor coordination	<input type="checkbox"/>	<input type="checkbox"/>
7	Data	<input type="checkbox"/>	<input type="checkbox"/>
8	Building implementation capacity	<input type="checkbox"/>	<input type="checkbox"/>
9	Studies/analyses	<input type="checkbox"/>	<input type="checkbox"/>
10	Convening/facilitating	<input type="checkbox"/>	<input type="checkbox"/>
11	Linkage to non-Bank expertise (i.e., South-South knowledge sharing)	<input type="checkbox"/>	<input type="checkbox"/>
12	Other (please specify): _____	<input type="checkbox"/>	<input type="checkbox"/>

**B6. Which of the following do you identify as the World Bank's greatest WEAKNESSES in its work in Romania? (Choose no more than TWO)**

1	Staff too inaccessible
2	Not exploring alternative policy options
3	Not adequately sensitive to political/social realities in Romania
4	Not enough public disclosure of its work
5	Arrogant in its approach
6	Not aligned with country priorities
7	The credibility of its knowledge/data
8	Not willing to honestly criticize policies and reform efforts in the country
9	Too influenced by developed countries
10	Imposing technocratic solutions without regard to political realities
11	World Bank processes too slow and complex
12	Too bureaucratic in its operational policies and procedures
13	Not aligned with other donors' work
14	Not collaborating enough with non-state actors
15	Not client focused
16	Other (please specify): _____



**SECTION B: OVERALL ATTITUDES TOWARD THE WORLD BANK**

**B7. Which World Bank instruments do you believe are the MOST effective in reducing poverty in Romania? (Choose no more than TWO)**

1	Capacity development
2	Policy based lending / budget support to the Government
3	Knowledge products/services (analytical work, studies, surveys, etc.)
4	Investment lending (financing specific projects)
5	Technical assistance (advice, best practice, international experience, etc.)
6	Trust Fund management
7	Other (please specify): _____
8	Don't know

**B8. To what extent do you believe the World Bank SHOULD seek to influence the global development agenda as related to "global public goods" (e.g., climate change, communicable diseases, international financial systems, trade, etc.), on a ten point scale?**

1	2	3	4	5	6	7	8	9	10	<input type="checkbox"/>
To no degree at all					To a very significant degree					Don't know

**B9. In addition to the regular relations with the national government as its main interlocutor, which TWO of the following groups should the World Bank collaborate with more in your country to ensure better development results there? (Choose no more than TWO)**

1	NGOs
2	Local Government
3	Beneficiaries
4	Private sector
5	Community Based Organizations (CBOs)
6	Donor community
7	Foundations
8	Academia/think tanks/research institutes
9	Parliament
10	Media
11	Faith based organizations
12	Other (please specify): _____

## SECTION B: OVERALL ATTITUDES TOWARD THE WORLD BANK

To what extent do you agree with the following statements about the World Bank's work in Romania, on a ten point scale?													
		Strongly disagree										Strongly agree	Don't know
<b>B10</b>	Overall the World Bank currently plays a relevant role in development in Romania	1	2	3	4	5	6	7	8	9	10	<input type="checkbox"/>	
<b>B11</b>	The World Bank's work is aligned with what I consider the development priorities for Romania	1	2	3	4	5	6	7	8	9	10	<input type="checkbox"/>	
<b>B12</b>	The World Bank supports programs and strategies that are realistic for Romania	1	2	3	4	5	6	7	8	9	10	<input type="checkbox"/>	
<b>B13</b>	The World Bank treats clients and stakeholders in Romania with respect	1	2	3	4	5	6	7	8	9	10	<input type="checkbox"/>	

To what extent is the World Bank an effective development partner in Romania, in terms of each of the following?													
		To no degree at all										To a very significant degree	Don't know
<b>B14</b>	Responsiveness	1	2	3	4	5	6	7	8	9	10	<input type="checkbox"/>	
<b>B15</b>	Flexibility (in terms of the World Bank's products and services)	1	2	3	4	5	6	7	8	9	10	<input type="checkbox"/>	
<b>B16</b>	Flexibility (in terms of changing country circumstances)	1	2	3	4	5	6	7	8	9	10	<input type="checkbox"/>	
<b>B17</b>	Being inclusive	1	2	3	4	5	6	7	8	9	10	<input type="checkbox"/>	
<b>B18</b>	Openness (sharing data and other information)	1	2	3	4	5	6	7	8	9	10	<input type="checkbox"/>	
<b>B19</b>	Staff accessibility	1	2	3	4	5	6	7	8	9	10	<input type="checkbox"/>	
<b>B20</b>	Straightforwardness and honesty	1	2	3	4	5	6	7	8	9	10	<input type="checkbox"/>	
<b>B21</b>	Collaboration with groups outside of the Government (e.g., NGOs, academia, private sector)	1	2	3	4	5	6	7	8	9	10	<input type="checkbox"/>	
<b>B22</b>	Collaboration with the Government	1	2	3	4	5	6	7	8	9	10	<input type="checkbox"/>	
<b>B23</b>	Collaboration with other donors	1	2	3	4	5	6	7	8	9	10	<input type="checkbox"/>	
<b>B24</b>	Follow through over time	1	2	3	4	5	6	7	8	9	10	<input type="checkbox"/>	

**SECTION B: OVERALL ATTITUDES TOWARD THE WORLD BANK**

<b>B25. When World Bank assisted reform efforts fail or are slow to take place, which of the following would you attribute this to? (Choose no more than TWO)</b>	
1	The World Bank works too slowly
2	The Government works inefficiently
3	There is not an adequate level of citizen/civil society participation
4	Poor donor coordination
5	The World Bank does not do adequate follow through/follow-up
6	Lack of/inadequate levels of capacity in Government
7	Political pressures and obstacles
8	Reforms are not well thought out in light of country challenges
9	The World Bank is not sensitive enough to political/social realities on the ground
10	Other (please specify): _____

**PLEASE NOTE: IN SOME CASES THE SURVEY WILL ASK FOR A SPECIFIC NUMBER OF RESPONSES. PLEASE DO NOT CHOOSE ANY MORE THAN REQUESTED. IF MORE RESPONSES ARE CHOSEN, DATA CANNOT BE INCLUDED IN ANALYSIS.**

## SECTION C: WORLD BANK EFFECTIVENESS AND RESULTS

How effective do you believe the World Bank is in terms of the work it does in the following areas of development in Romania, on a ten point scale?		Not effective at all										Very effective	Don't know
		1	2	3	4	5	6	7	8	9	10		
<b>C1</b>	Anti corruption	1	2	3	4	5	6	7	8	9	10	<input type="checkbox"/>	
<b>C2</b>	Information and communications technology (incl. knowledge economy and digital agenda)	1	2	3	4	5	6	7	8	9	10	<input type="checkbox"/>	
<b>C3</b>	Transport (e.g., roads, bridges, transportation)	1	2	3	4	5	6	7	8	9	10	<input type="checkbox"/>	
<b>C4</b>	Crime and violence	1	2	3	4	5	6	7	8	9	10	<input type="checkbox"/>	
<b>C5</b>	Law and justice (e.g., judicial system)	1	2	3	4	5	6	7	8	9	10	<input type="checkbox"/>	
<b>C6</b>	Urban development	1	2	3	4	5	6	7	8	9	10	<input type="checkbox"/>	
<b>C7</b>	Environmental sustainability (incl. biodiversity)	1	2	3	4	5	6	7	8	9	10	<input type="checkbox"/>	
<b>C8</b>	Regulatory framework	1	2	3	4	5	6	7	8	9	10	<input type="checkbox"/>	
<b>C9</b>	Basic infrastructure	1	2	3	4	5	6	7	8	9	10	<input type="checkbox"/>	
<b>C10</b>	Communicable/non-communicable diseases	1	2	3	4	5	6	7	8	9	10	<input type="checkbox"/>	
<b>C11</b>	Poverty reduction	1	2	3	4	5	6	7	8	9	10	<input type="checkbox"/>	
<b>C12</b>	Gender	1	2	3	4	5	6	7	8	9	10	<input type="checkbox"/>	
<b>C13</b>	Domestic private sector development (incl. business environment, competition, industry investments)	1	2	3	4	5	6	7	8	9	10	<input type="checkbox"/>	
<b>C14</b>	Foreign direct investment	1	2	3	4	5	6	7	8	9	10	<input type="checkbox"/>	
<b>C15</b>	Water and sanitation	1	2	3	4	5	6	7	8	9	10	<input type="checkbox"/>	
<b>C16</b>	Trade and exports	1	2	3	4	5	6	7	8	9	10	<input type="checkbox"/>	
<b>C17</b>	Economic growth	1	2	3	4	5	6	7	8	9	10	<input type="checkbox"/>	
<b>C18</b>	Energy	1	2	3	4	5	6	7	8	9	10	<input type="checkbox"/>	
<b>C19</b>	Disaster management	1	2	3	4	5	6	7	8	9	10	<input type="checkbox"/>	
<b>C20</b>	Public sector governance/reform (i.e., government effectiveness, public financial management, public expenditure, budgetary reform; transparency and accountability)	1	2	3	4	5	6	7	8	9	10	<input type="checkbox"/>	
<b>C21</b>	Job creation/employment	1	2	3	4	5	6	7	8	9	10	<input type="checkbox"/>	
<b>C22</b>	Financial markets	1	2	3	4	5	6	7	8	9	10	<input type="checkbox"/>	
<b>C23</b>	Equality of opportunity (i.e., equity)	1	2	3	4	5	6	7	8	9	10	<input type="checkbox"/>	
<b>C24</b>	Health	1	2	3	4	5	6	7	8	9	10	<input type="checkbox"/>	
<b>C25</b>	Rural development	1	2	3	4	5	6	7	8	9	10	<input type="checkbox"/>	
<b>C26</b>	Regional development	1	2	3	4	5	6	7	8	9	10	<input type="checkbox"/>	
<b>C27</b>	Food security	1	2	3	4	5	6	7	8	9	10	<input type="checkbox"/>	
<b>C28</b>	Education	1	2	3	4	5	6	7	8	9	10	<input type="checkbox"/>	
<b>C29</b>	Social protection (e.g., pensions, targeted social assistance)	1	2	3	4	5	6	7	8	9	10	<input type="checkbox"/>	
<b>C30</b>	Climate change (e.g., mitigation, adaptation)	1	2	3	4	5	6	7	8	9	10	<input type="checkbox"/>	
<b>C31</b>	Agricultural development	1	2	3	4	5	6	7	8	9	10	<input type="checkbox"/>	
<b>C32</b>	Natural resource management (e.g., oil, gas, mining)	1	2	3	4	5	6	7	8	9	10	<input type="checkbox"/>	
<b>C33</b>	State Owned Enterprise reform	1	2	3	4	5	6	7	8	9	10	<input type="checkbox"/>	
<b>C34</b>	Social cohesion	1	2	3	4	5	6	7	8	9	10	<input type="checkbox"/>	

## SECTION C: WORLD BANK EFFECTIVENESS AND RESULTS

How effective do you believe the World Bank is in terms of the work it does in the following areas of development in Romania, on a ten point scale?												
		Not effective at all								Very effective		Don't know
		1	2	3	4	5	6	7	8	9	10	
<b>C35</b>	Research, development and innovation											<input type="checkbox"/>
<b>C36</b>	Social inclusion of marginalized and vulnerable groups (e.g., Roma, other ethnic minorities)											<input type="checkbox"/>
<b>C37</b>	Land administration/property rights											<input type="checkbox"/>
<b>C38</b>	Tourism											<input type="checkbox"/>

C39. To what extent does the World Bank's work help to achieve development results in Romania, on a ten point scale?										
1	2	3	4	5	6	7	8	9	10	
To no degree at all									To a very significant degree	Don't know

To what extent do you agree with the following statements about the World Bank in Romania, on a ten point scale?												
		Strongly disagree								Strongly agree		Don't know
		1	2	3	4	5	6	7	8	9	10	
<b>C40</b>	The World Bank's financial instruments (i.e., investment lending, Development Policy Loan, Trust Funds, Program 4 Result, etc.) meet the needs of Romania											<input type="checkbox"/>
<b>C41</b>	The World Bank meets Romania's needs for knowledge services (e.g., research, analysis, data, technical assistance)											<input type="checkbox"/>

**PLEASE NOTE: IN SOME CASES THE SURVEY WILL ASK FOR A SPECIFIC NUMBER OF RESPONSES. PLEASE DO NOT CHOOSE ANY MORE THAN REQUESTED. IF MORE RESPONSES ARE CHOSEN, DATA CANNOT BE INCLUDED IN ANALYSIS.**

## SECTION D: THE WORLD BANK'S KNOWLEDGE WORK AND ACTIVITIES (i.e., ANALYSIS, STUDIES, RESEARCH, DATA, REPORTS, CONFERENCES)

<b>D1. How frequently do you consult World Bank knowledge work and activities in the work you do?</b>	
1	Weekly
2	Monthly
3	A few times a year
4	Rarely
5	Never

<b>D2. When thinking about the development challenges in Romania, where do you believe it would be most valuable for the World Bank to focus its knowledge work and activities in the next few years? (Choose no more than THREE)</b>			
1	Public sector governance/reform (i.e., government effectiveness, public financial management, public expenditure, budgetary reform; transparency and accountability)	20	Crime and violence
2	Gender	21	Education
3	Domestic private sector development (incl. business environment, competition, industry investments)	22	Regional development
4	Foreign direct investment	23	Information and communications technology (incl. knowledge economy and digital agenda)
5	Water and sanitation	24	Transport (e.g., roads, bridges, transportation)
6	Trade and exports	25	Agricultural development
7	Energy	26	Natural resource management (e.g., oil, gas, mining)
8	Disaster management	27	Job creation/employment
9	Social protection (e.g., pensions, targeted social assistance)	28	Health
10	Climate change (e.g., mitigation, adaptation)	29	Economic growth
11	Poverty reduction	30	Rural development
12	Law and justice (e.g., judicial system)	31	Food security
13	Anti corruption	32	Environmental sustainability (incl. biodiversity)
14	Financial markets	33	Regulatory framework
15	Equality of opportunity (i.e., equity)	34	Basic infrastructure
16	Urban development	35	Communicable/non-communicable diseases
17	Research, development and innovation	36	State Owned Enterprise reform
18	Tourism	37	Social cohesion
19	Social inclusion of marginalized and vulnerable groups (e.g., Roma, other ethnic minorities)	38	Land administration/property rights

## SECTION D: THE WORLD BANK'S KNOWLEDGE WORK AND ACTIVITIES (i.e., ANALYSIS, STUDIES, RESEARCH, DATA, REPORTS, CONFERENCES)

In Romania, how effective do you believe the World Bank's knowledge work and activities are at:													
		Not effective at all										Very effective	Don't know
D3	Enhancing your knowledge and/or skills	1	2	3	4	5	6	7	8	9	10		<input type="checkbox"/>
D4	Contributing to good policy making	1	2	3	4	5	6	7	8	9	10		<input type="checkbox"/>
D5	Providing support for program implementation	1	2	3	4	5	6	7	8	9	10		<input type="checkbox"/>

In Romania, to what extent do you believe that the World Bank's knowledge work and activities:													
		To no degree at all										To a very significant degree	Don't know
D6	Are timely	1	2	3	4	5	6	7	8	9	10		<input type="checkbox"/>
D7	Include appropriate level of stakeholder involvement during preparation	1	2	3	4	5	6	7	8	9	10		<input type="checkbox"/>
D8	Are relevant to Romania's development priorities	1	2	3	4	5	6	7	8	9	10		<input type="checkbox"/>
D9	Provide feasible recommendations	1	2	3	4	5	6	7	8	9	10		<input type="checkbox"/>
D10	Are accessible (well written and easy to understand)	1	2	3	4	5	6	7	8	9	10		<input type="checkbox"/>
D11	Are source of relevant information on global good practices.	1	2	3	4	5	6	7	8	9	10		<input type="checkbox"/>
D12	Are useful in terms of the work you do	1	2	3	4	5	6	7	8	9	10		<input type="checkbox"/>
D13	Are adequately disseminated	1	2	3	4	5	6	7	8	9	10		<input type="checkbox"/>
D14	Are appropriately translated	1	2	3	4	5	6	7	8	9	10		<input type="checkbox"/>
D15	Are adaptable to Romania's specific development challenges and country circumstances	1	2	3	4	5	6	7	8	9	10		<input type="checkbox"/>

D16. Overall, how significant a contribution do you believe the World Bank's knowledge work and activities make to development results in your country, on a ten point scale?													
1	2	3	4	5	6	7	8	9	10				<input type="checkbox"/>
Not significant at all									Very significant		Don't know		

## SECTION D: THE WORLD BANK'S KNOWLEDGE WORK AND ACTIVITIES (i.e., ANALYSIS, STUDIES, RESEARCH, DATA, REPORTS, CONFERENCES)

<b>D17. Overall, how would you rate the technical quality of the World Bank's knowledge work and activities, on a ten point scale?</b>										
1	2	3	4	5	6	7	8	9	10	<input type="checkbox"/>
Very low technical quality									Very high technical quality	Don't know

<b>D18. To what extent do you believe that Romania received value for money from the World Bank's products/services that were paid for on a fee for service basis?</b>										
1	2	3	4	5	6	7	8	9	10	<input type="checkbox"/>
To no degree at all									To a very significant degree	Don't know



**SECTION E: WORKING WITH THE WORLD BANK**

To what extent do you agree/disagree with the following statements, on a ten point scale?													
		Strongly disagree										Strongly agree	Don't know
<b>E1</b>	The World Bank disburses funds promptly	1	2	3	4	5	6	7	8	9	10	<input type="checkbox"/>	
<b>E2</b>	The World Bank effectively monitors and evaluates the projects and programs it supports	1	2	3	4	5	6	7	8	9	10	<input type="checkbox"/>	
<b>E3</b>	The World Bank's approvals and reviews are done in a timely fashion	1	2	3	4	5	6	7	8	9	10	<input type="checkbox"/>	
<b>E4</b>	The World Bank's "Safeguard Policy" requirements are reasonable	1	2	3	4	5	6	7	8	9	10	<input type="checkbox"/>	
<b>E5</b>	The World Bank's conditions on its lending are reasonable	1	2	3	4	5	6	7	8	9	10	<input type="checkbox"/>	
<b>E6</b>	Working with the World Bank increases Romania's institutional capacity	1	2	3	4	5	6	7	8	9	10	<input type="checkbox"/>	
<b>E7</b>	The World Bank ensures consistency and continuity through staff changes	1	2	3	4	5	6	7	8	9	10	<input type="checkbox"/>	
<b>E8</b>	The World Bank's teams and visits are well coordinated	1	2	3	4	5	6	7	8	9	10	<input type="checkbox"/>	
<b>E9</b>	Where country systems (e.g., procurement, financial management, etc.) are adequate, the World Bank makes appropriate use of them	1	2	3	4	5	6	7	8	9	10	<input type="checkbox"/>	
<b>E10</b>	The World Bank provides effective implementation support (i.e., supervision of projects)	1	2	3	4	5	6	7	8	9	10	<input type="checkbox"/>	

**PLEASE NOTE: IN SOME CASES THE SURVEY WILL ASK FOR A SPECIFIC NUMBER OF RESPONSES. PLEASE DO NOT CHOOSE ANY MORE THAN REQUESTED. IF MORE RESPONSES ARE CHOSEN, DATA CANNOT BE INCLUDED IN ANALYSIS.**

## SECTION F: THE FUTURE ROLE OF THE WORLD BANK IN ROMANIA

**F1. How significant a role do you believe the World Bank SHOULD play in Romania's development in the near future, on a ten point scale?**

1	2	3	4	5	6	7	8	9	10	<input type="checkbox"/>
Not a significant role at all									Very significant role	Don't know

**F2. Which of the following SHOULD the World Bank do to make itself of greater value in Romania? (Choose no more than TWO)**

1	Improve the quality of its experts as related to Romania's specific challenges
2	Reduce the complexity of obtaining World Bank financing
3	Focus primarily on advocacy issues
4	Improve the competitiveness of its financing compared to markets (e.g., cost, timeliness, and other terms)
5	Reach out more to groups outside of government
6	Ensure greater selectivity in its work
7	Provide more adequate data/knowledge/statistics/figures on Romania's economy
8	Offer more innovative financial products
9	Offer more innovative knowledge services
10	Increase availability of Fee-Based services
11	Increase EU structural funds absorption
12	Work faster
13	Other (please specify): _____

**SECTION G: COMMUNICATION AND INFORMATION SHARING****G1. How do you get most of your information about economic and social development issues in Romania? (Choose no more than TWO)**

1	Local newspapers
2	International newspapers
3	Local radio
4	International radio
5	Local television
6	International television
7	Periodicals
8	Internet
9	Social media (Facebook, Twitter, Youtube)
10	Blogs
11	Mobile phones
12	Instant messaging
13	Other (please specify): _____

**G2. How would you prefer to receive information from the World Bank? (Choose no more than TWO)**

1	World Bank website
2	Direct contact with World Bank (i.e., face to face meetings/discussions)
3	e-Newsletters
4	Instant messaging
5	World Bank seminars/workshops/conferences
6	World Bank publications and other written materials
7	Mobile phones
8	Social media (Facebook, Twitter, Youtube)
9	Blogs
10	Other (please specify): _____

<b>G3</b>	Are you aware of the World Bank's Access to Information Policy under which the Bank will now disclose any information in its possession that is not on a list of exceptions?	<b>Yes</b>	<b>No</b>
<b>G4</b>	Have you requested information from the World Bank on its activities in the past year? (If YES please go to Question G5; if NO please go to G6)	<b>Yes</b>	<b>No</b>
<b>G5</b>	Were you able to obtain this information?	<b>Yes</b>	<b>No</b>
<b>G6</b>	Do you have access to the Internet?	<b>Yes</b>	<b>No</b>
<b>G7</b>	Do you use/have you used the World Bank website?	<b>Yes</b>	<b>No</b>

## SECTION G: COMMUNICATION AND INFORMATION SHARING

<b>G8. Which do you primarily use? (Please mark only ONE response)</b>	
1	The World Bank's country website (www.worldbank.org/ro)
2	The World Bank's main website (www.worldbank.org)

<b>G9. Which Internet connection do you use primarily when visiting a World Bank website?</b>	
1	High speed
2	Dial-up

<b>Please rate how much you agree with the following statements, on a ten point scale.</b>													
		<b>Strongly disagree</b>								<b>Strongly agree</b>		<b>Don't know</b>	
		1	2	3	4	5	6	7	8	9	10		
<b>G10</b>	I use/consult World Bank data more often than I did a few years ago												<input type="checkbox"/>
<b>G11</b>	I find the World Bank websites easy to navigate. <i>(Only answer if you have used a World Bank website)</i>												<input type="checkbox"/>
<b>G12</b>	I find the information on the World Bank's websites useful. <i>(Only answer if you have used a World Bank website)</i>												<input type="checkbox"/>
<b>G13</b>	When I need information from the World Bank I know how to find it (e.g., whom to call, where to reach them, etc.)												<input type="checkbox"/>
<b>G14</b>	The World Bank is responsive to my information requests and inquiries												<input type="checkbox"/>

**PLEASE NOTE: IN SOME CASES THE SURVEY WILL ASK FOR A SPECIFIC NUMBER OF RESPONSES. PLEASE DO NOT CHOOSE ANY MORE THAN REQUESTED. IF MORE RESPONSES ARE CHOSEN, DATA CANNOT BE INCLUDED IN ANALYSIS.**

**SECTION H: BACKGROUND INFORMATION****H1. Which of the following best describes your current position? (Please mark only ONE response)**

1	Office of the President, Prime Minister
2	Office of Minister
3	Office of Parliamentarian
4	Employee of a Ministry, Ministerial Department or Implementation Agency
5	Consultant/Contractor working on World Bank supported Project/Program
6	Project Management Unit (PMU) overseeing implementation of project
7	Local Government Office or Staff
8	Bilateral Agency
9	Multilateral Agency
10	Private Sector Organization
11	Private Foundation
12	Financial Sector/Private Bank
13	NGO
14	Community Based Organization
15	Media (Press, Radio, TV, Web, etc.)
16	Independent Government Institution (i.e., Regulatory Agency, Central Bank/oversight institution)
17	Trade Union
18	Faith-Based Group
19	Academia/Research Institute/Think Tank
20	Judiciary Branch
21	Other (please specify): _____

**H2. Please identify the primary specialization of your work. (Please mark only ONE response)**

1	Agriculture/ rural development / food security	10	Law and justice / regulatory framework
2	Climate change / disaster management	11	Natural resource management / environmental sustainability
3	Education	12	Private sector development / foreign direct investment
4	Energy	13	Public sector governance / public financial management / anti corruption
5	Financial markets / banking	14	Social protection
6	Gender / equality of opportunity	15	Transport
7	Health / communicable/non-communicable diseases	16	Regional development/urban development
8	Information and communications technology	17	Water and sanitation
9	Job creation/employment	18	Other (please specify): _____

**SECTION H: BACKGROUND INFORMATION**

<b>H3. Currently, do you professionally collaborate/work with the World Bank in your country?</b>	
1	Yes
2	No

<b>H4. Which of the following describes most of your exposure to the World Bank in Romania? (Choose no more than TWO)</b>	
1	Observer (i.e., follow in media, discuss in informal conversations, etc.)
2	Use World Bank reports/data
3	Engage in World Bank related/sponsored events/activities
4	Collaborate as part of my professional duties
5	Use World Bank website for information, data, research, etc.

<b>H5. Which best represents your geographic location?</b>	
1	Bucharest
2	Muntenia (except Bucharest), Oltenia, and Dobrogea
3	Moldova and Bucovina
4	Transilvania, Banat, Crisana, and Maramures

**Thank you for completing the survey!**