



Sao Tome and Principe

The World Bank
Country Survey FY 2012

Report of Findings
September 2012

Table of Contents

I. Objectives	3
II. Methodology.....	3
III. Demographics of the Sample.....	5
IV. General Issues facing Sao Tome & Principe	9
V. Overall Attitudes toward the World Bank	13
VI. Sectoral Effectiveness.....	20
VII. World Bank Knowledge and Instruments	22
VIII. How the World Bank Operates.....	32
IX. The Future Role of the World Bank in Sao Tome & Principe.....	35
X. Communication and Openness.....	39
XI. Appendices.....	45



I. Objectives

This survey was designed to achieve the following objectives:

- Assist the World Bank in gaining a better understanding of how stakeholders in Sao Tome and Principe perceive the Bank;
- Obtain systematic feedback from stakeholders in Sao Tome and Principe regarding:
 - Their views regarding the general environment in Sao Tome and Principe;
 - Their overall attitudes toward the World Bank in Sao Tome and Principe;
 - Overall impressions of the World Bank's effectiveness and results, knowledge and research, and communication and information sharing in Sao Tome and Principe; and
 - Perceptions of the World Bank's future role in Sao Tome and Principe.
- Use data to help inform the Sao Tome and Principe country team's strategy.

II. Methodology

In June 2012, 200 stakeholders of the World Bank in Sao Tome and Principe were invited to provide their opinions on the Bank's assistance to the country by participating in a country survey. Participants in the survey were drawn from among the office of the President or the Prime Minister; the office of a Minister; the office of Parliamentarian; employees of a ministry, ministerial department, or implementation agency; consultants/contractors working on World Bank supported projects/programs; project management units (PMUs) overseeing implementation of a project; local government officials or staff; bilateral agencies; multilateral agencies; private sector organizations; private foundations; the financial sector/private banks; NGOs; community-based organizations (CBOs); the media; independent government institutions; trade unions; faith-based groups; academia/research institutes/think tanks; and the judiciary branch. A total of 125 stakeholders participated in the country survey (62.5%).

Respondents received questionnaires via courier and returned them accordingly, or completed questionnaires with a representative of the fielding agency. Respondents were asked about: general issues facing Sao Tome and Principe; their overall attitudes toward the Bank; the World Bank's effectiveness and results; the Bank's knowledge; working with the World Bank; the Bank's future role in Sao Tome and Principe; and the Bank's communication and information sharing in Sao Tome and Principe.

- A. General Issues facing Sao Tome and Principe: Respondents were asked to indicate whether Sao Tome and Principe is headed in the right direction, what they thought were the top three most important development priorities, and which areas would contribute most to reducing poverty and generating economic growth in Sao Tome and Principe.

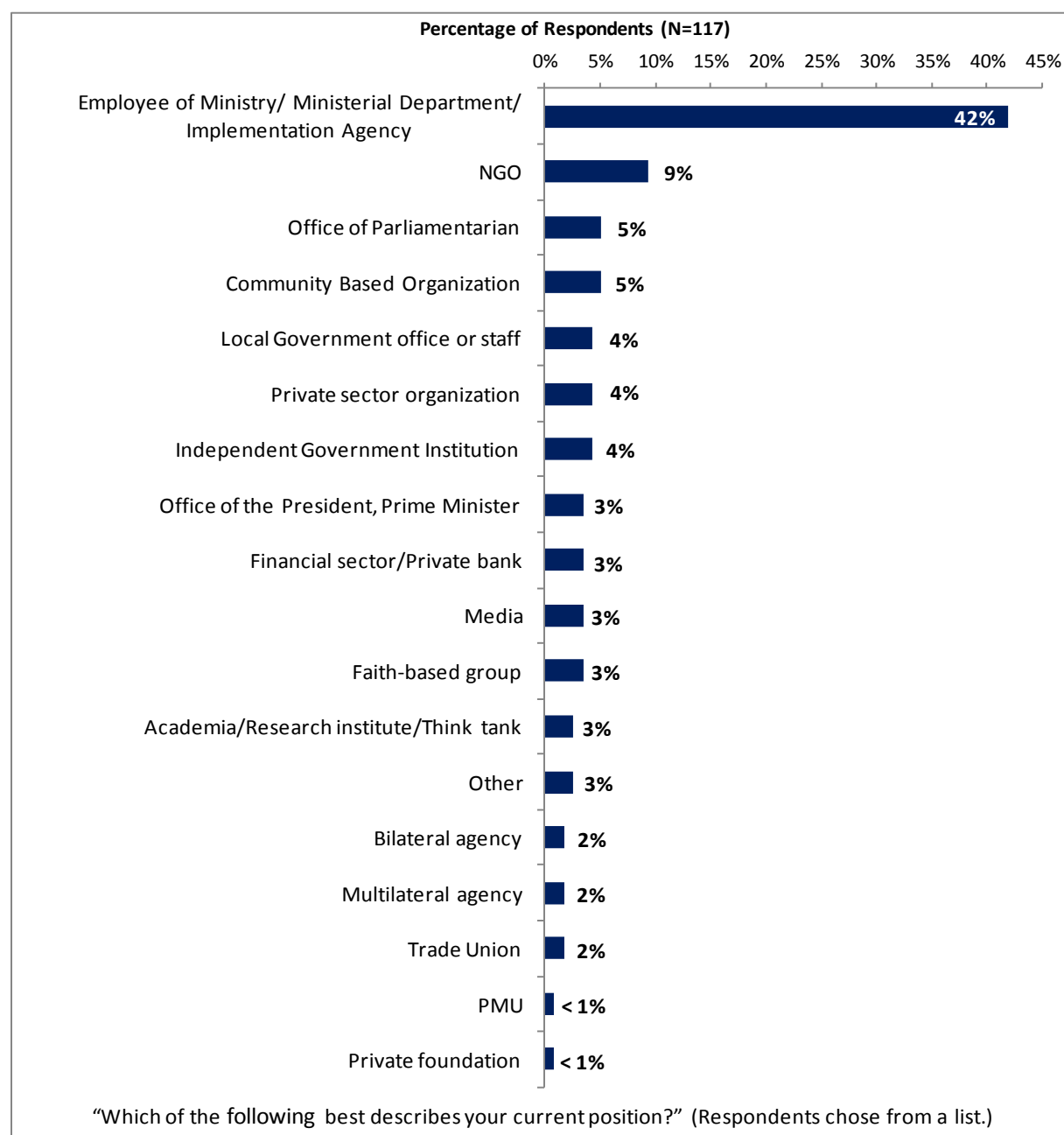
II. Methodology (continued)

- B. Overall Attitudes toward the World Bank: Respondents were asked to rate their familiarity with the World Bank, the Bank's effectiveness in Sao Tome and Principe, Bank staff preparedness, the extent to which the Bank should seek to influence the global development agenda, their agreement with various statements regarding the Bank's work, and the extent to which the Bank is an effective development partner. Respondents were also asked to indicate the sectoral areas on which it would be most productive for the Bank to focus its resources, the Bank's greatest values and greatest weaknesses in its work, the most and least effective instruments in helping to reduce poverty in Sao Tome and Principe, with which groups the Bank should work more, and to what reasons respondents attributed failed or slow reform efforts.
- C. World Bank Effectiveness and Results: Respondents were asked to rate the extent to which the Bank's work helps to achieve development results in Sao Tome and Principe, the extent to which the Bank meets Sao Tome and Principe's need for financial instruments and knowledge services, and the Bank's level of effectiveness across thirty-seven development areas, such as economic growth, public financial management, health, education, and others.
- D. The World Bank's Knowledge: Respondents were asked to indicate how frequently they consult Bank knowledge/research, the areas on which the Bank should focus its research efforts, and to rate the effectiveness and quality of the Bank's knowledge /research, including how significant of a contribution it makes to development results, its technical quality, and the Bank's effectiveness at providing linkage to non-Bank expertise.
- E. Working with the World Bank: Respondents were asked to rate their level of agreement with a series of statements regarding working with the Bank, such as the World Bank's "Safeguard Policy" requirements being reasonable, the Bank imposing reasonable conditions on its lending, disbursing funds promptly, increasing Sao Tome and Principe's institutional capacity, and providing effective implementation support.
- F. The Future Role of the World Bank in Sao Tome and Principe: Respondents were asked to rate how significant a role the Bank should play in Sao Tome and Principe's development in the near future and to indicate what the Bank should do to make itself of greater value in Sao Tome and Principe.
- G. Communication and Information Sharing: Respondents were asked to indicate where they get information about economic and social development issues, how they prefer to receive information from the Bank, and their usage and evaluation of the Bank's websites. Respondents were asked about their awareness of the Bank's Access to Information policy, past information requests from the Bank, and their level of agreement that they use more data from the World Bank as a result of the Bank's Open Data policy. Respondents were also asked their level of agreement that they know how to find information from the Bank and that the Bank is responsive to information requests.
- H. Background Information: Respondents were asked to indicate their current position, specialization, whether they professionally collaborate with the World Bank, their exposure to the Bank in Sao Tome and Principe, and their geographic location.

III. Demographics of the Sample

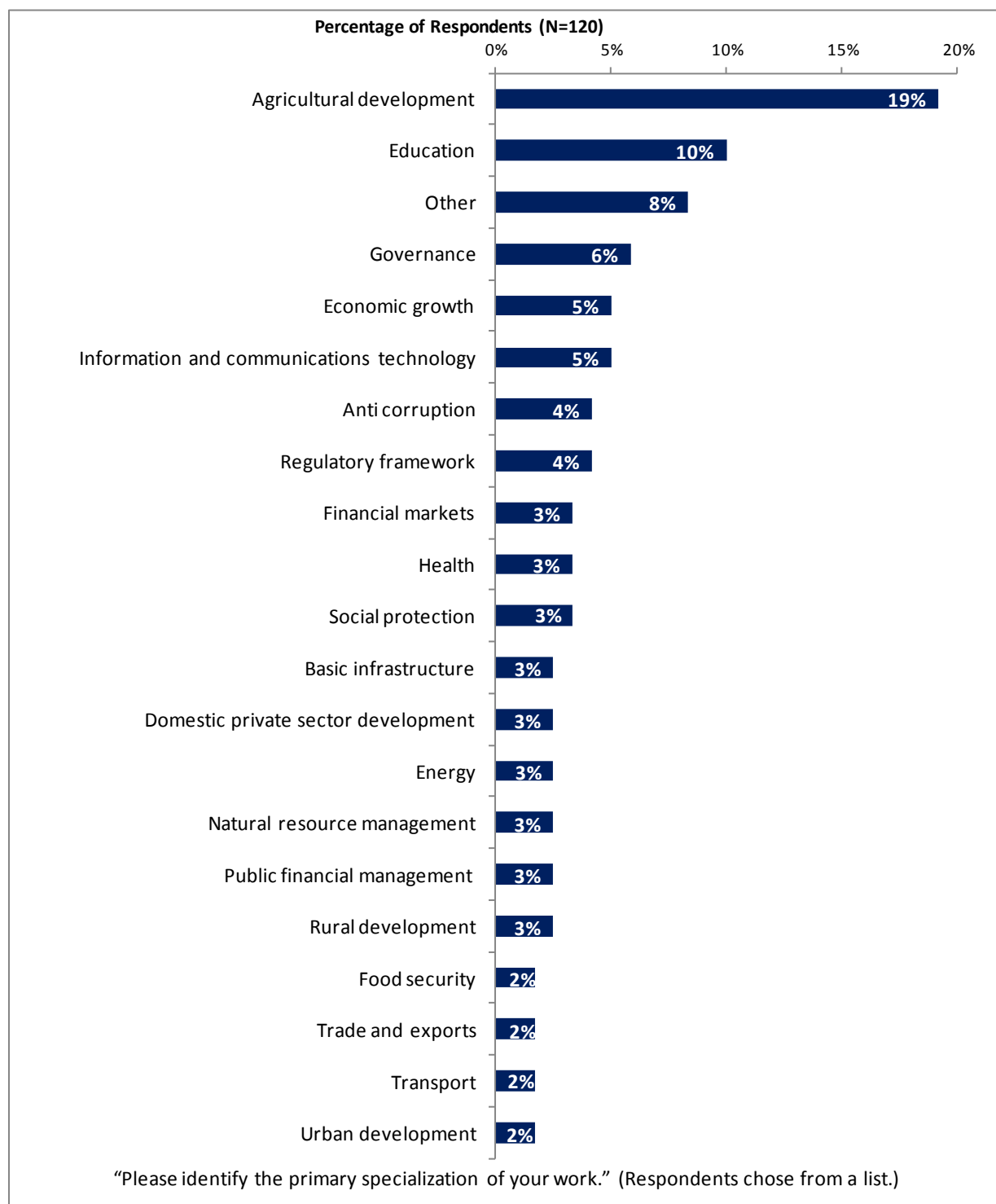
Current Position

- For further analyses, the small number of respondents from the financial sector/private banks were combined with respondents from private sector organizations; respondents from bilateral agencies were combined with those from multilateral agencies; and the few respondents from PMUs were included in the “Other” category. Respondents from NGOs, community based organizations, private foundations, trade unions, and faith-based groups were combined under the “CSO” category. Note that there were no respondents from the office of Minister, the judiciary branch, and consultants/contractors working on Bank supported projects/programs.



III. Demographics of the Sample (continued)

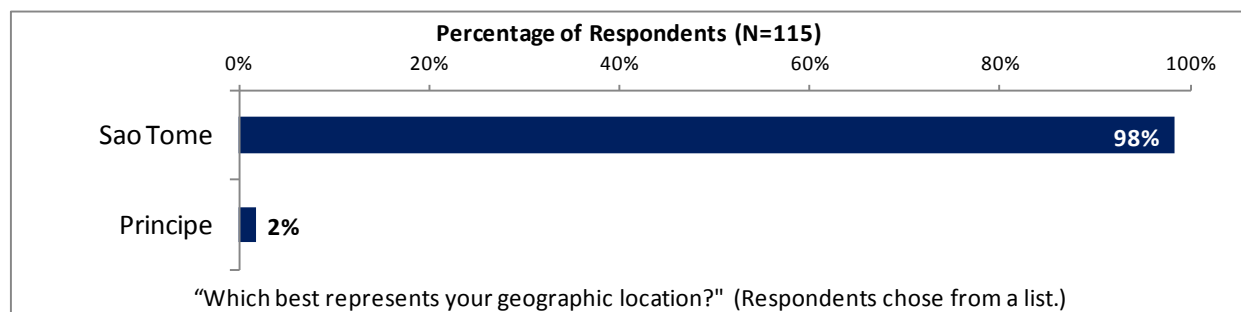
Area of Primary Specialization



III. Demographics of the Sample (continued)

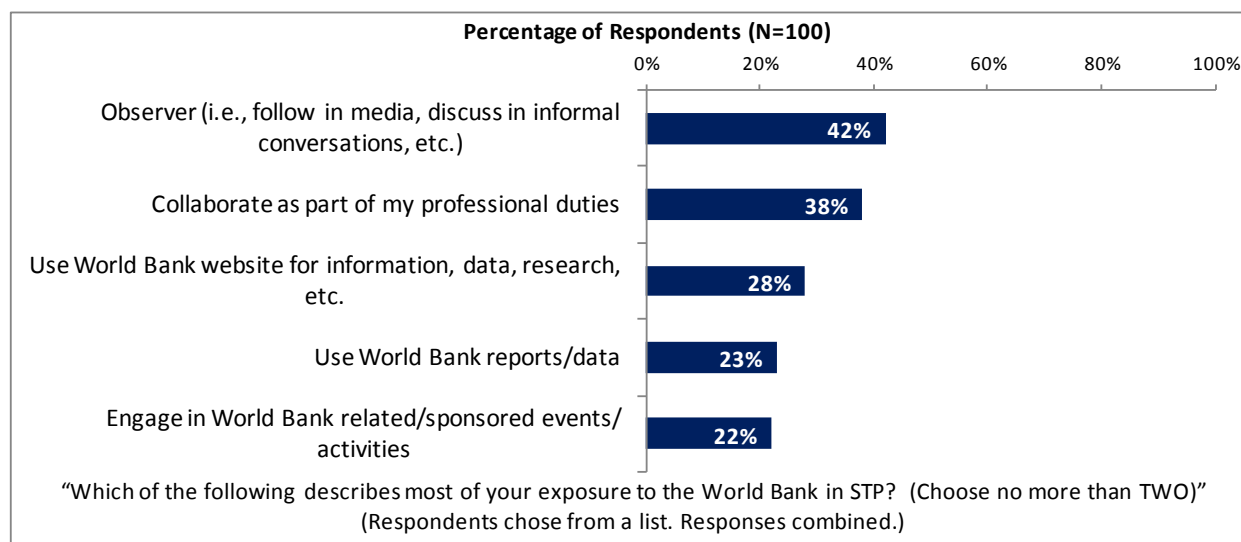
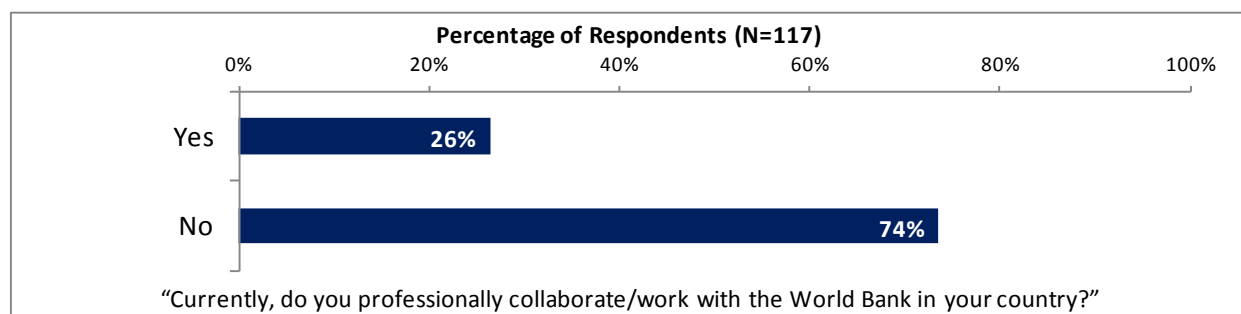
Geographic Location

- The vast majority of respondents indicated that they were located in Sao Tome. Because of the small number of respondents from Principe, responses from two geographic locations were combined for all further analyses, and differences between geographic locations are not discussed in the report.



Collaboration with and Exposure to the World Bank

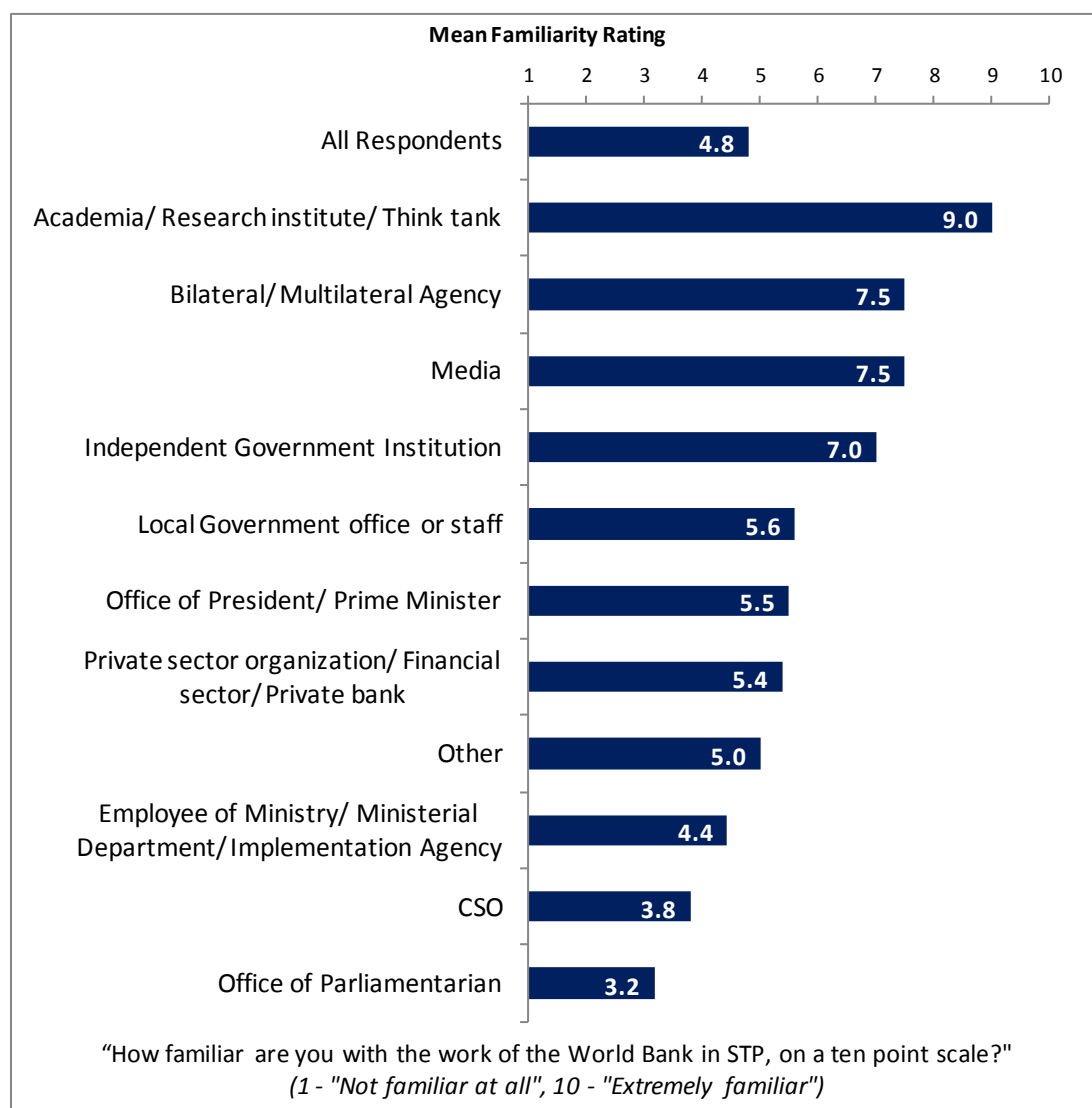
- Differences in responding to indicator questions based on collaborating with and exposure to the World Bank in STP can be found in the Appendix C (see page 86).



III. Demographics of the Sample (continued)

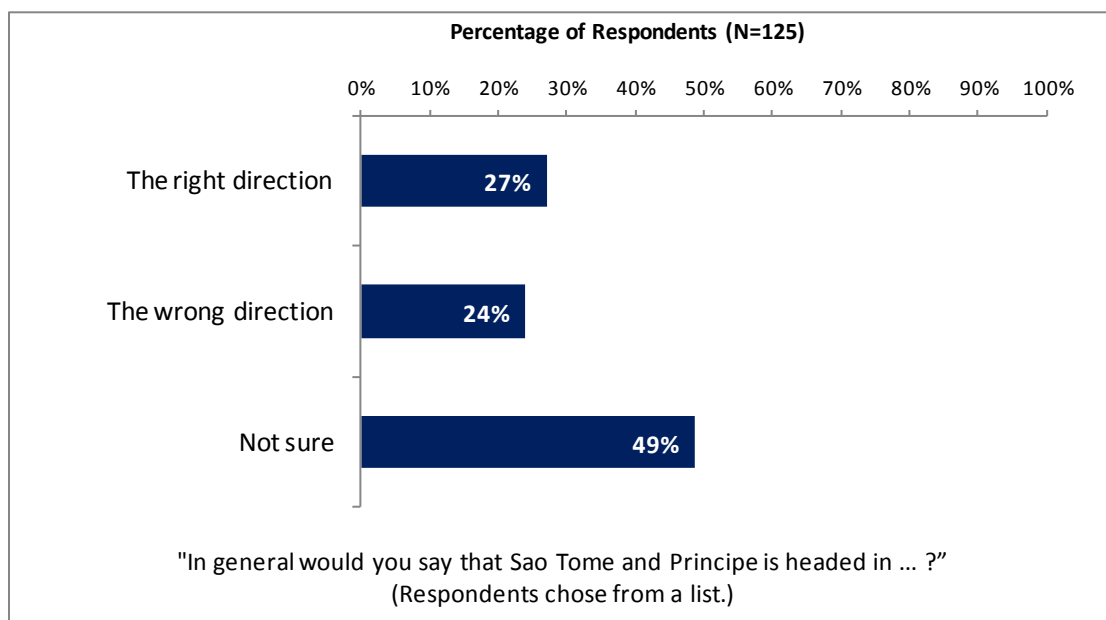
Familiarity with the World Bank

- Across all respondents, familiarity with the Bank received a mean rating of 4.8.
 - Respondents from academia/research institutes/think tanks, bilateral/multilateral agencies, the media, and independent government institutions indicated the highest levels of familiarity whereas respondents from CSOs and the office of Parliamentarian indicated significantly lower levels.
 - It should be noted that respondents' ratings of familiarity with the Bank were significantly, strongly correlated with their perceptions of the Bank's overall effectiveness in Sao Tome and Principe.



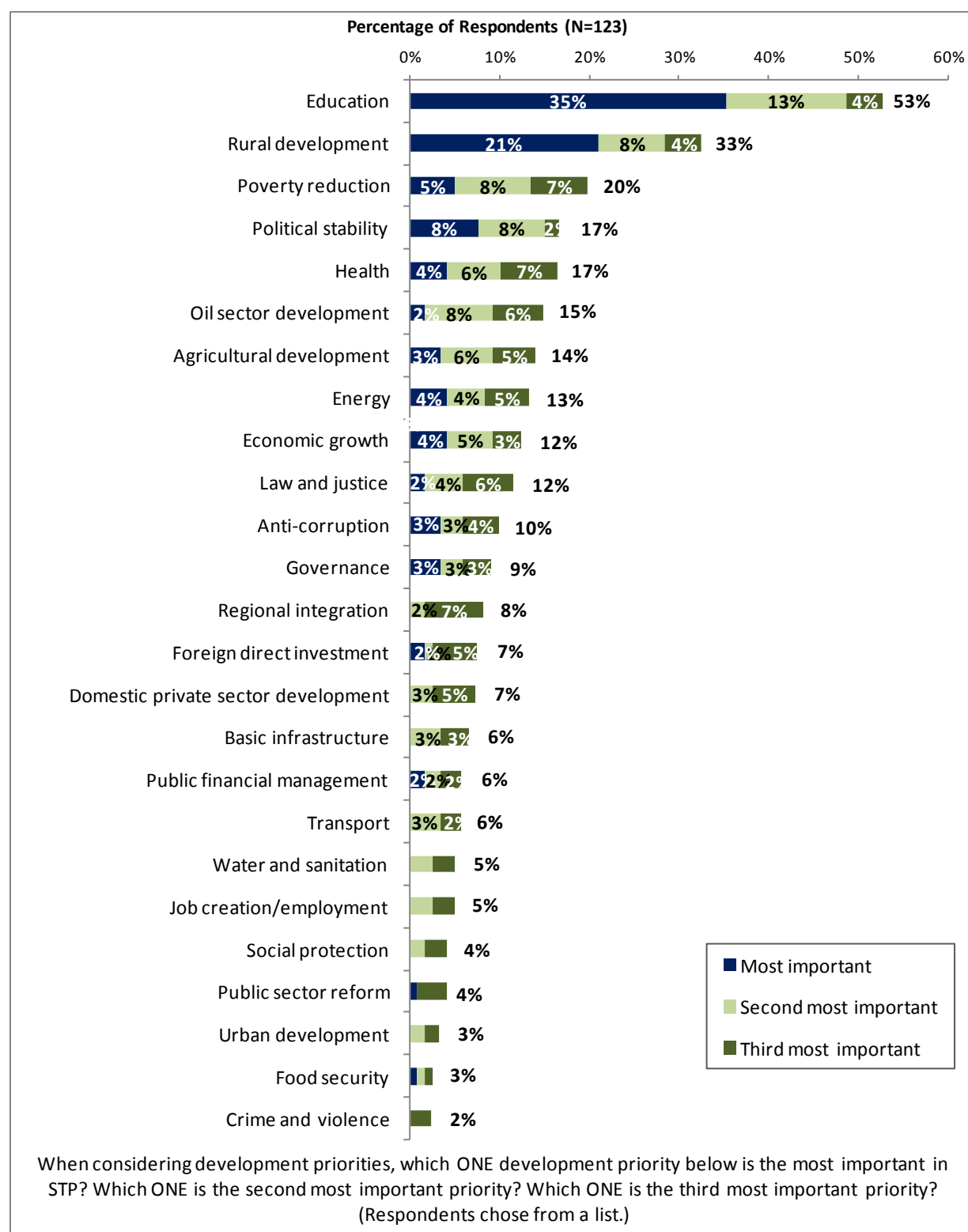
IV. General Issues facing Sao Tome and Principe

Headed in the Right Direction



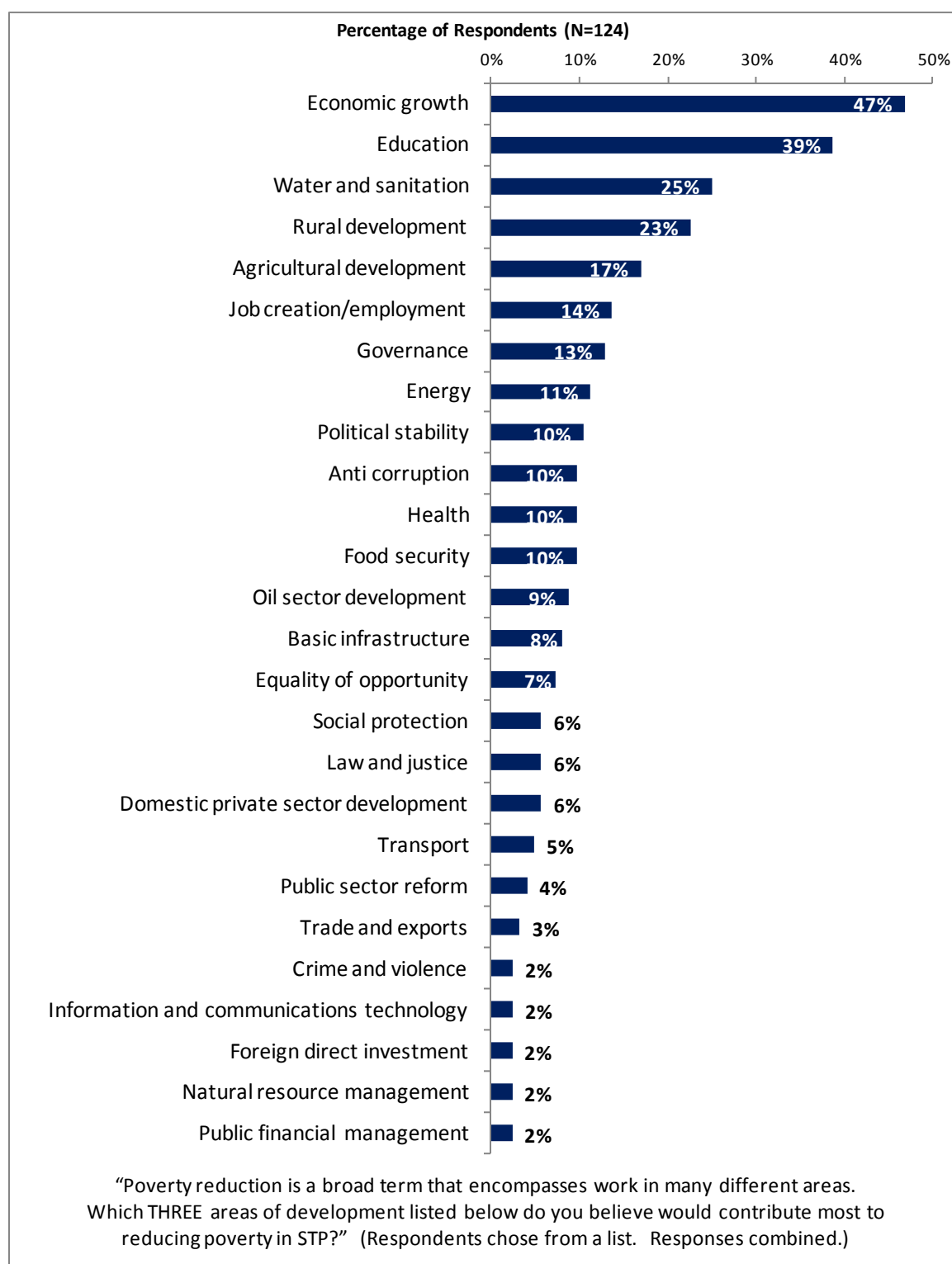
IV. General Issues facing Sao Tome and Principe (continued)

Development Priority



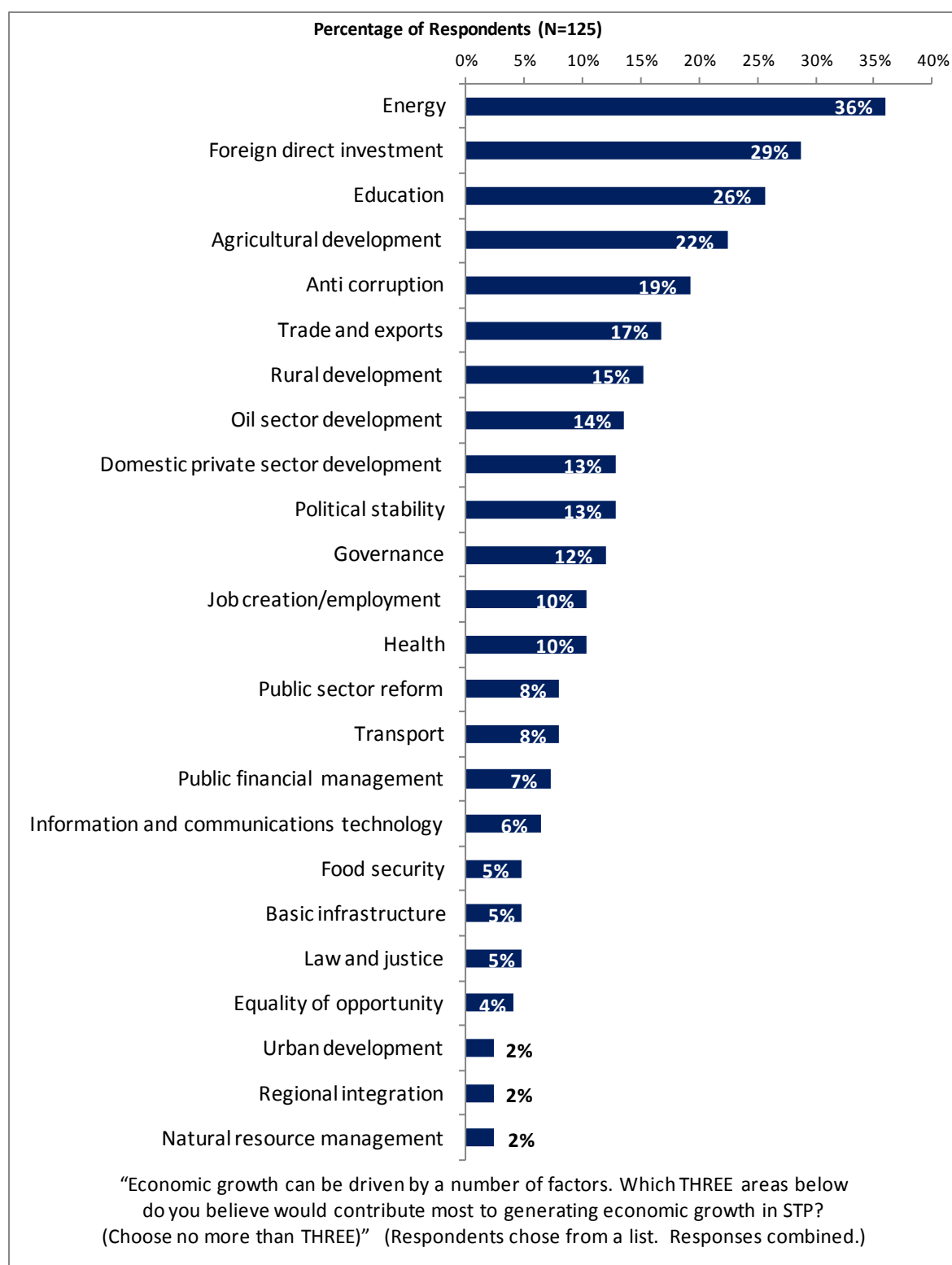
IV. General Issues facing Sao Tome and Principe (continued)

Reducing Poverty



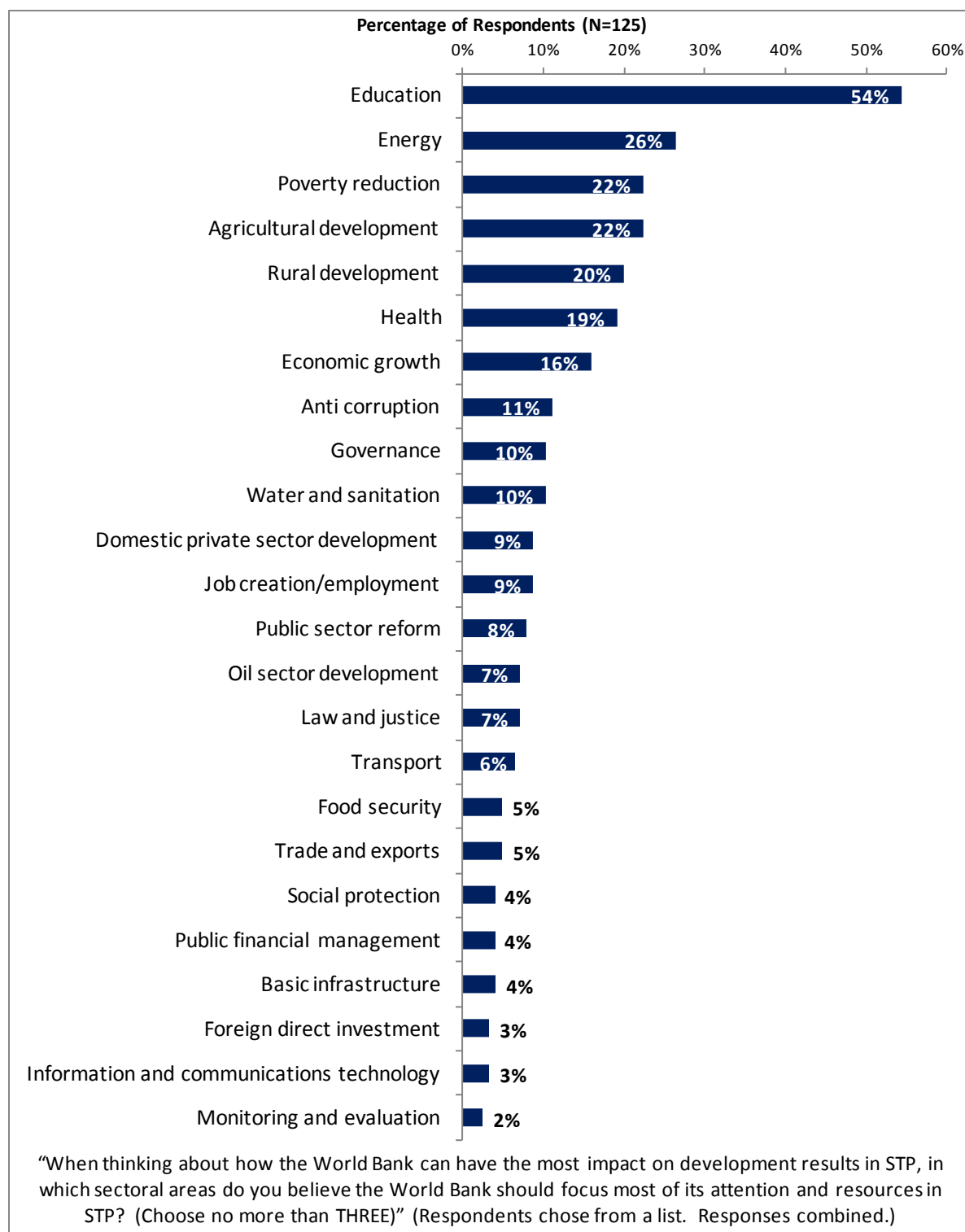
IV. General Issues facing Sao Tome and Principe (continued)

Economic Growth



V. Overall Attitudes toward the World Bank

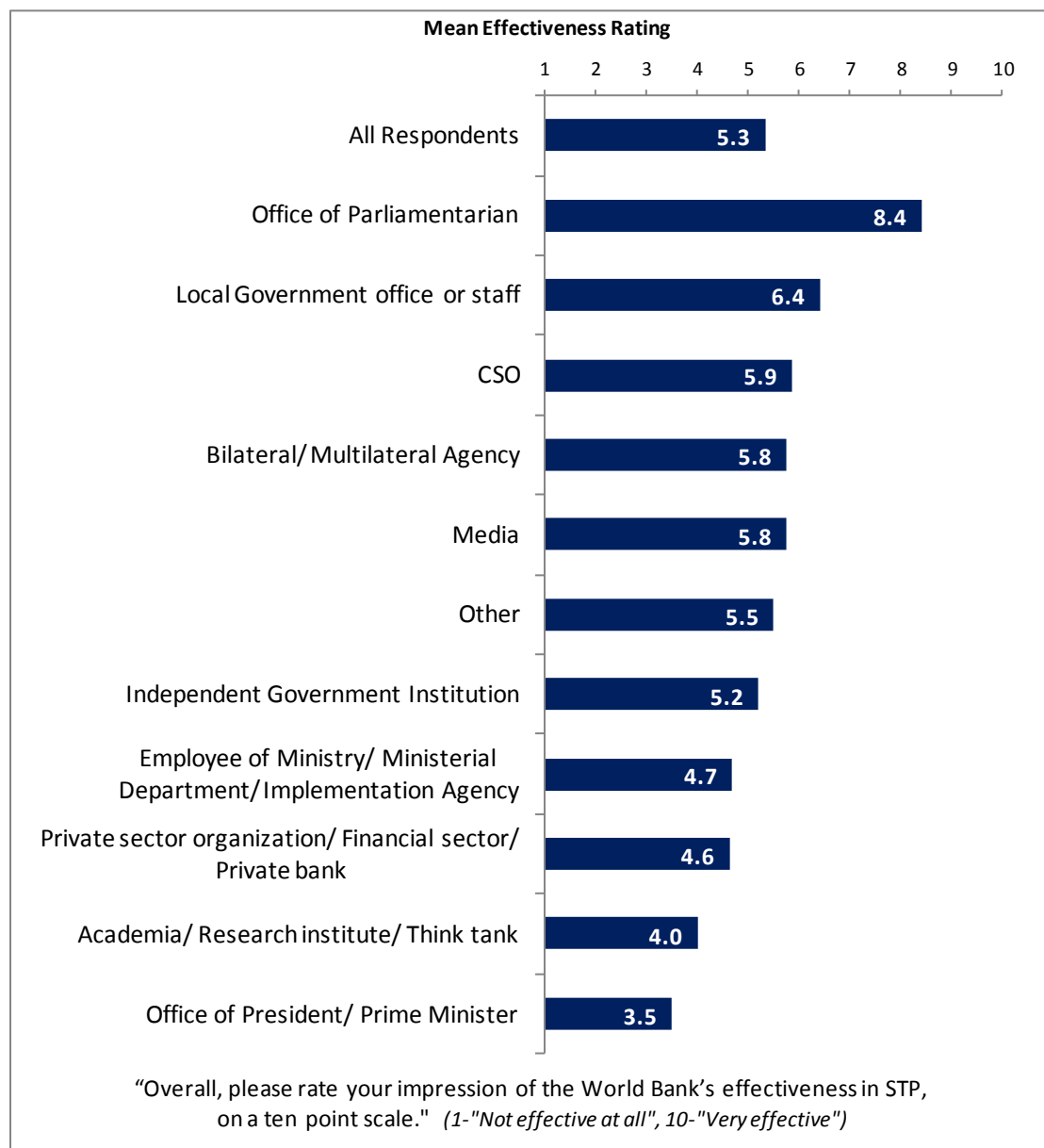
Focusing World Bank Resources



V. Overall Attitudes toward the World Bank (continued)

The World Bank's Overall Effectiveness (*Indicator Question*)

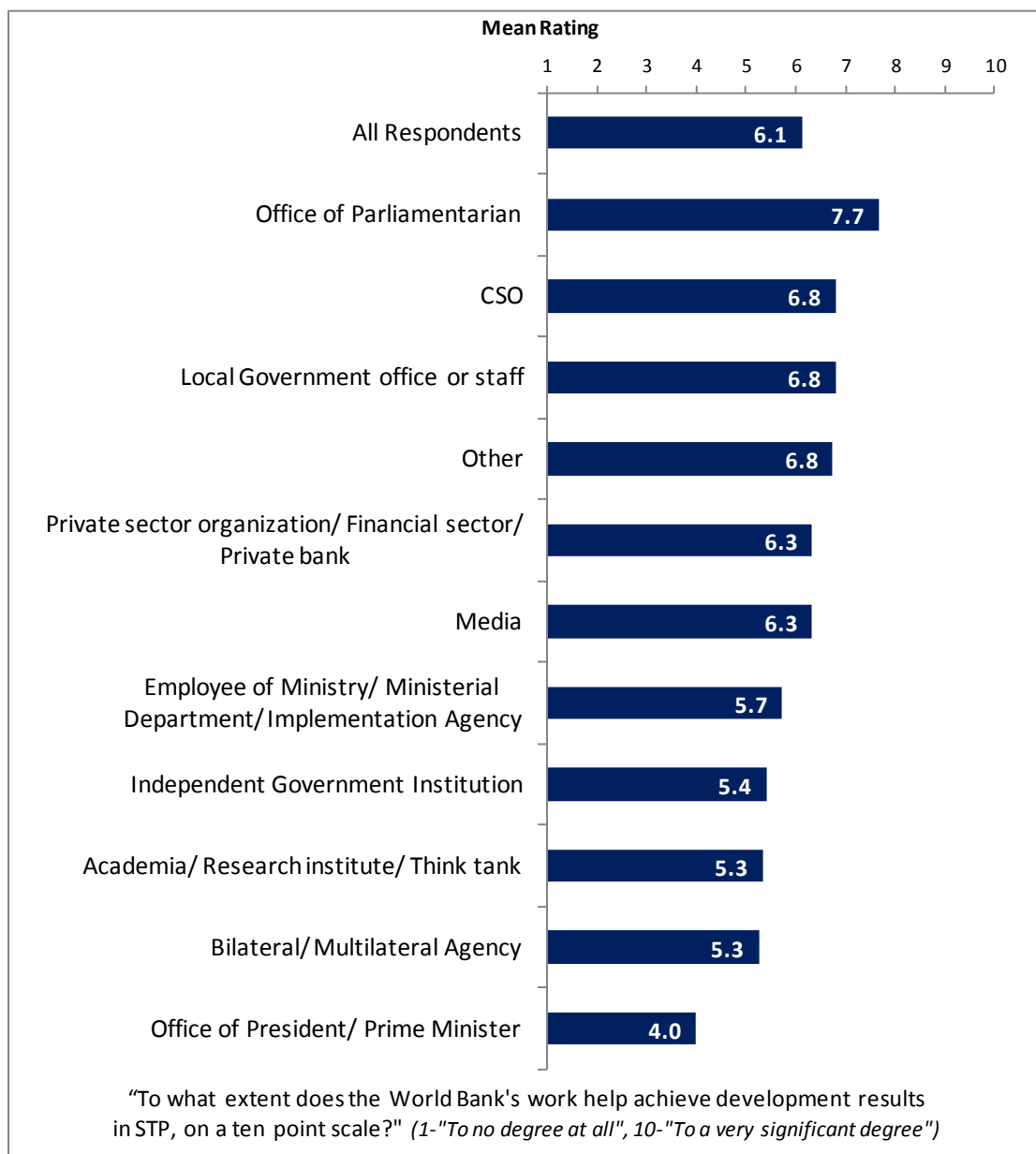
- Across all respondents, ratings of the World Bank's overall effectiveness in Sao Tome and Principe received a mean rating of 5.3.
- Although it was not a significant difference, respondents from the office of Parliamentarian gave the highest ratings for the Bank's overall effectiveness in STP whereas respondents from the office of the President/ Prime Minister gave the lowest ratings.



V. Overall Attitudes toward the World Bank (continued)

Achieving Development Results *(Indicator Question)*

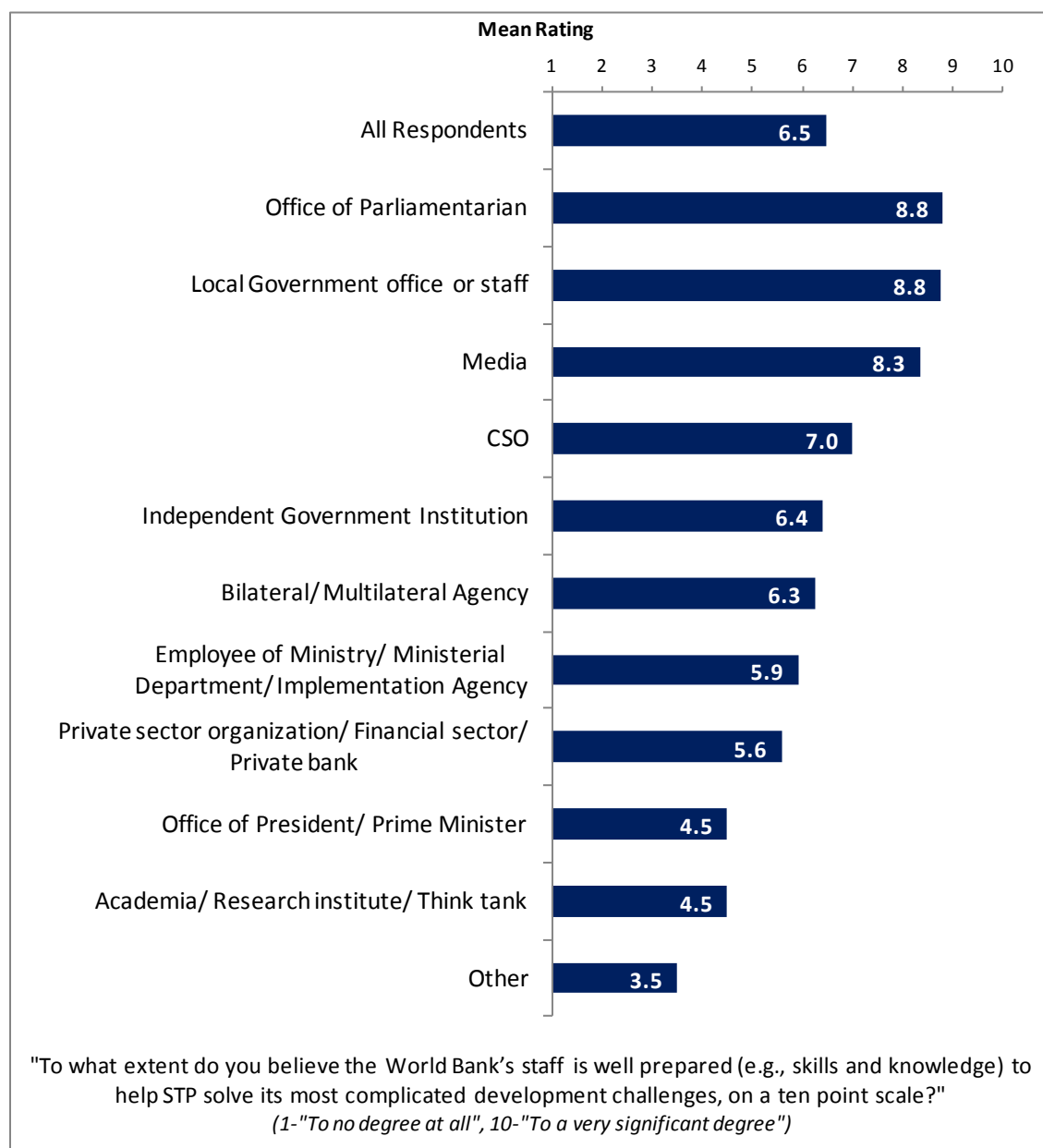
- Respondents across all stakeholder groups had statistically similar ratings for the World Bank helping achieve development results in Sao Tome and Principe.



V. Overall Attitudes toward the World Bank (continued)

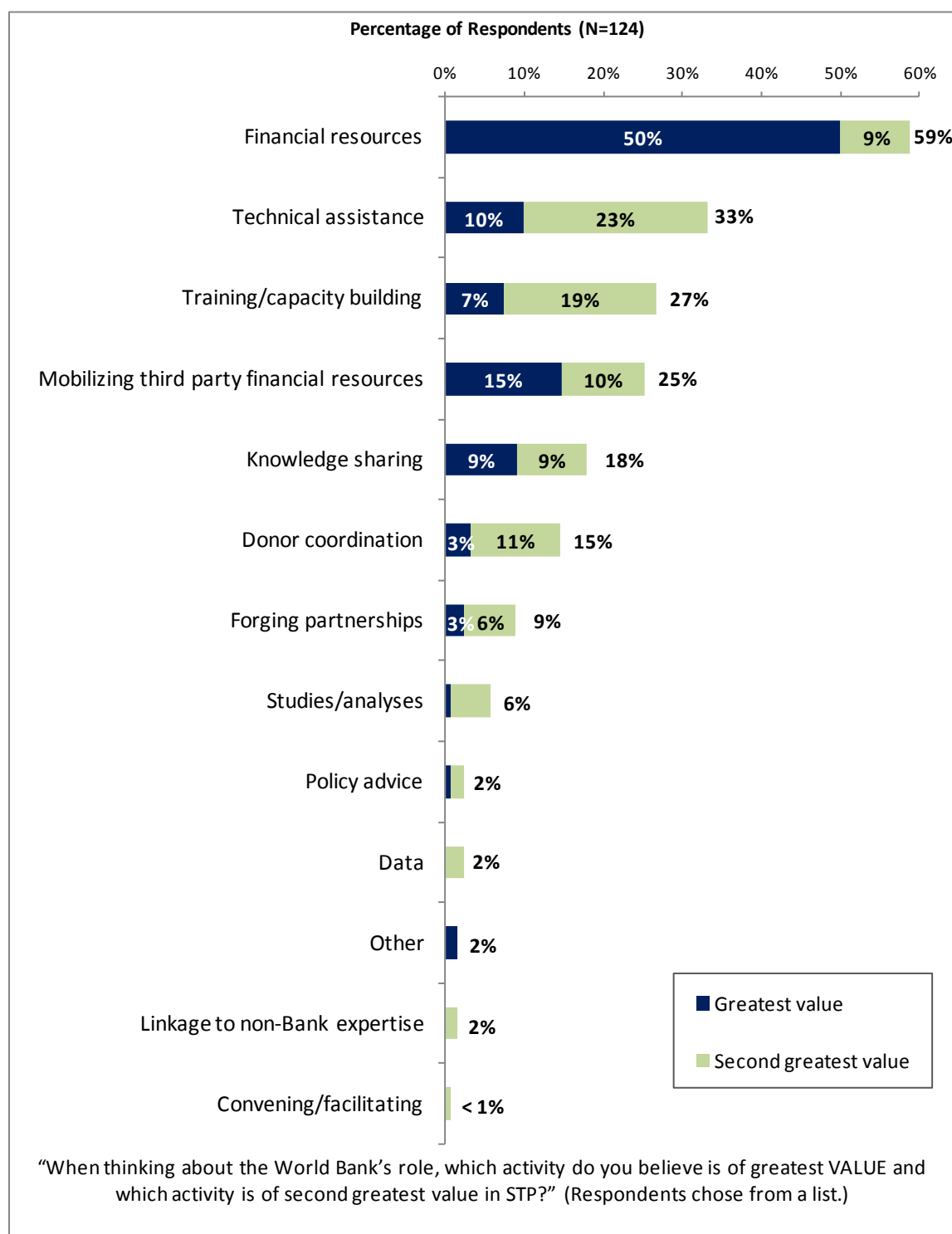
Staff Preparedness (*Indicator Question*)

- Respondents from the office of Parliamentarian, local government officials, and the media gave the highest ratings for the World Bank's staff being well prepared to help STP solve its most complicated development challenges whereas respondents from the office of the President/Prime Minister, academia/research institutes/think tanks, and "other" organizations gave significantly lower ratings.



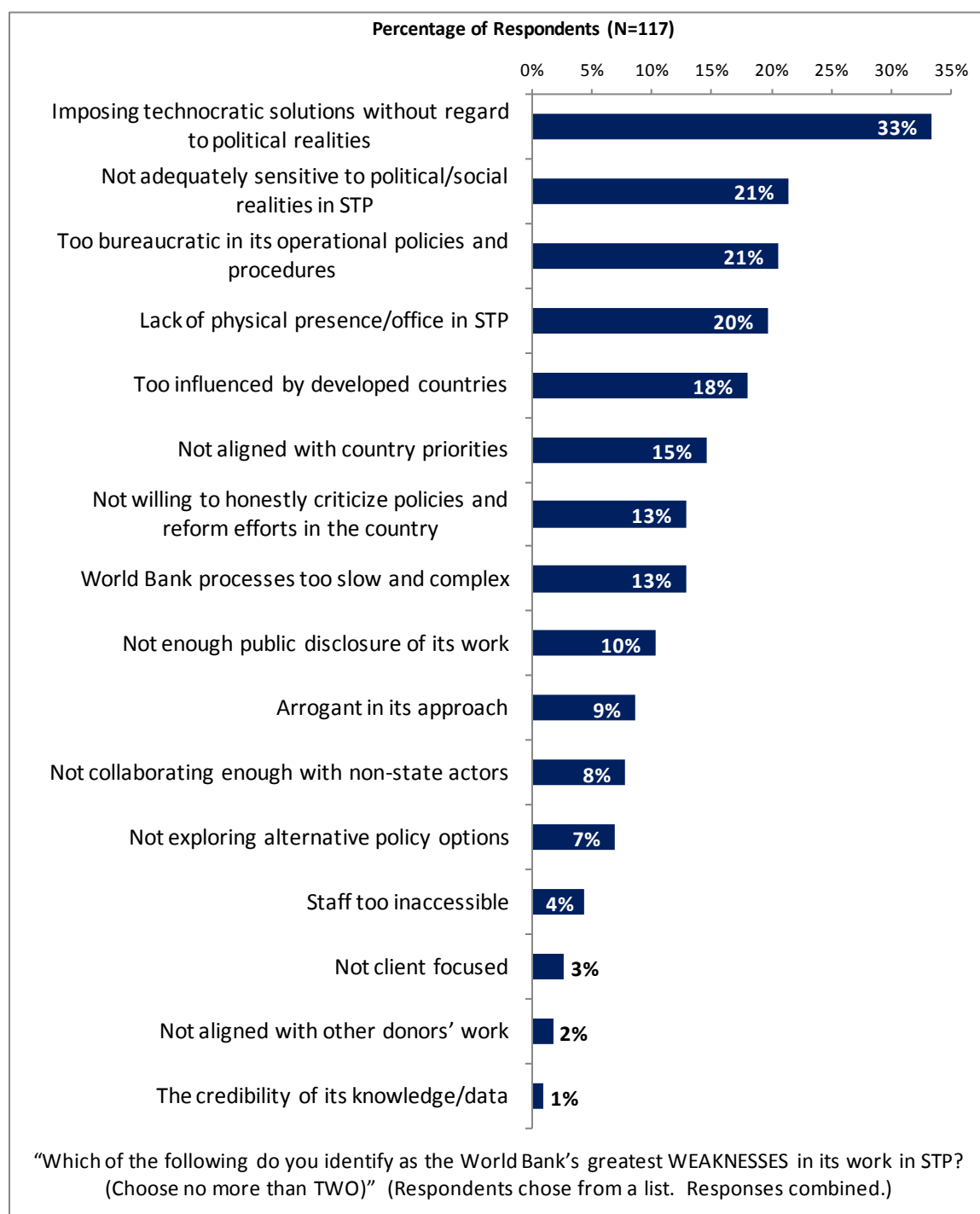
V. Overall Attitudes toward the World Bank (continued)

Greatest Value



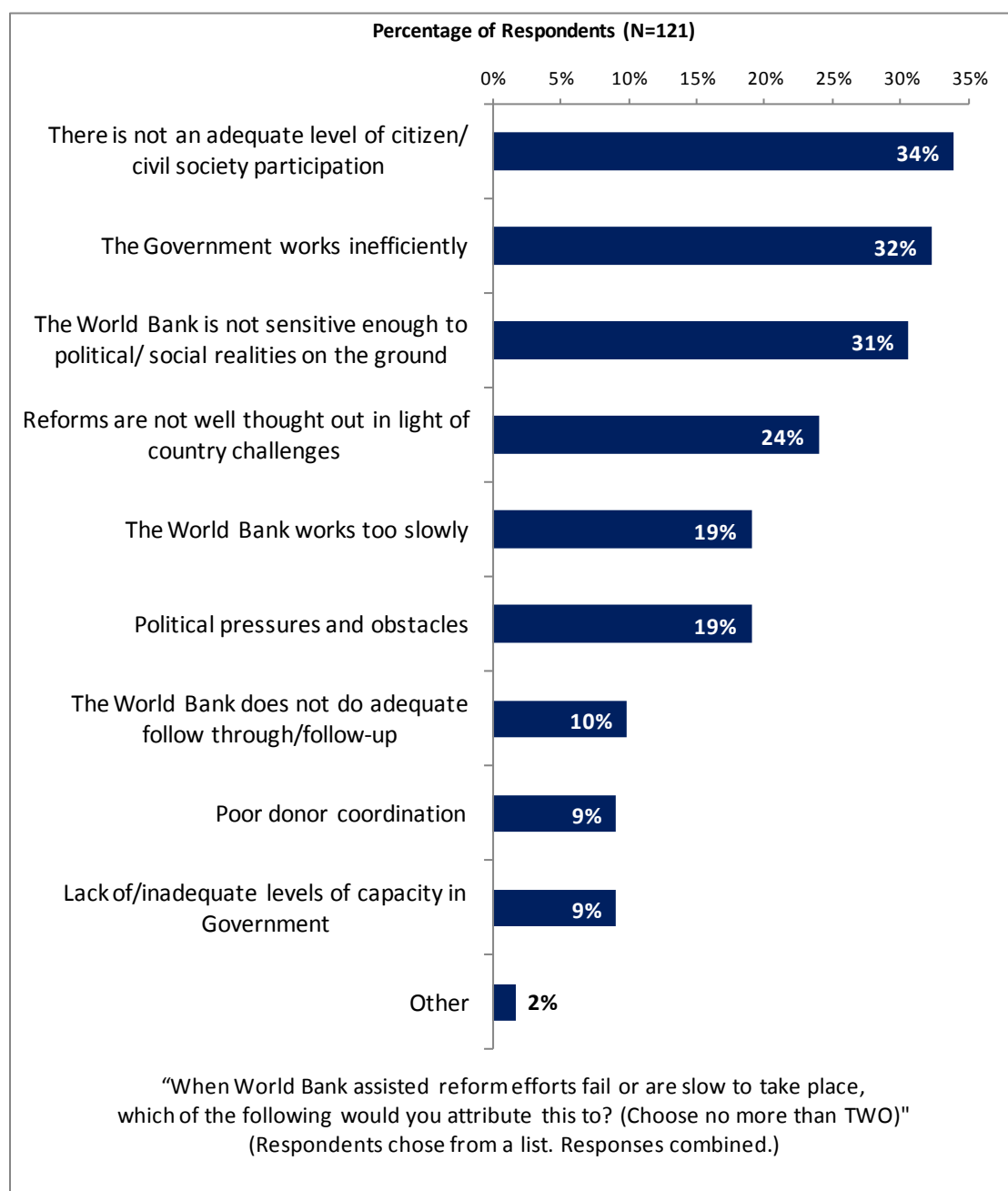
V. Overall Attitudes toward the World Bank (continued)

Greatest Weakness



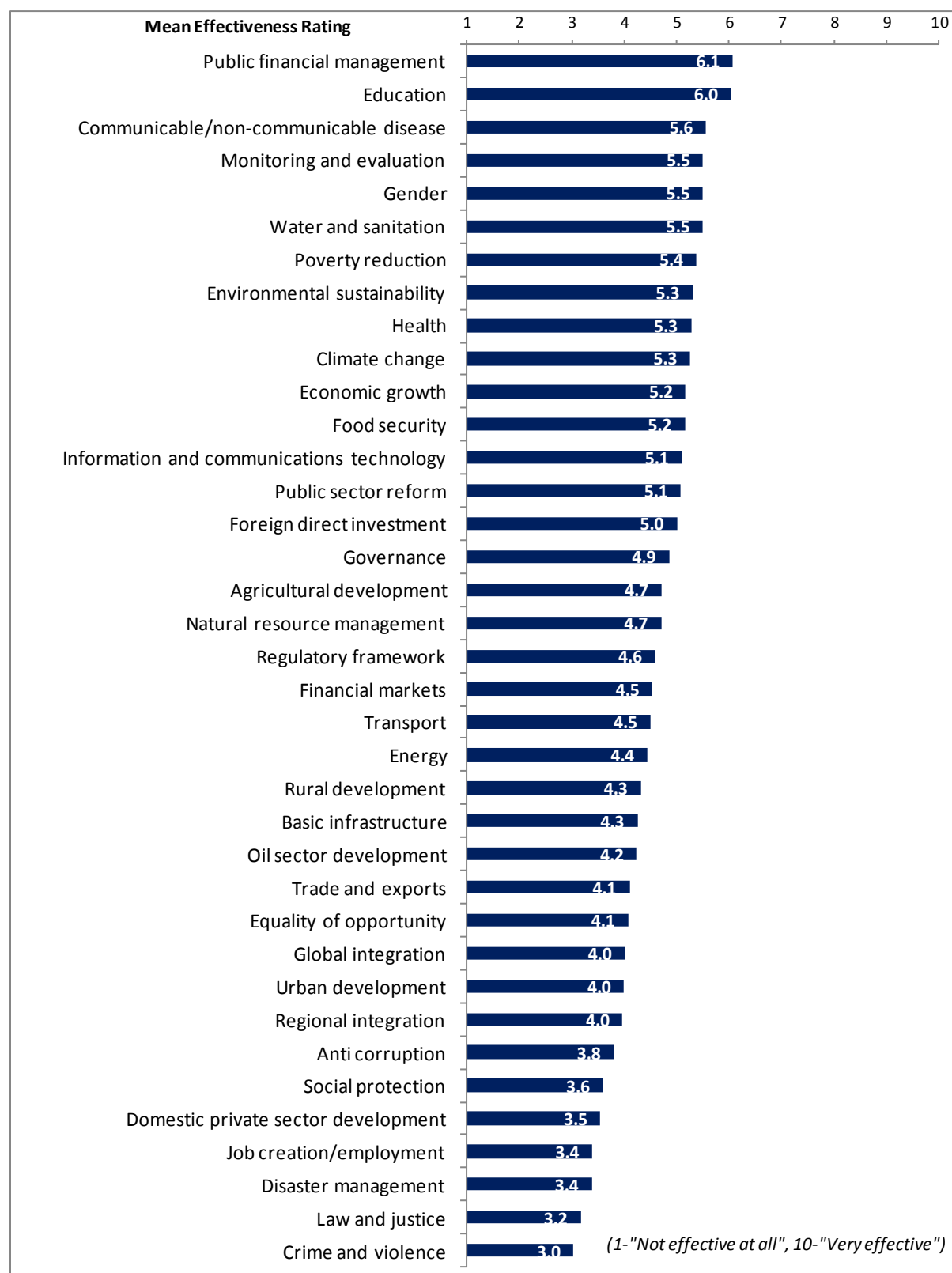
V. Overall Attitudes toward the World Bank (continued)

Attributing Slow or Failed Reform Efforts



VI. Sectoral Effectiveness

Specific Areas of Effectiveness



VI. Sectoral Effectiveness (continued)

Specific Areas of Effectiveness (continued)

- Respondents across all stakeholder groups gave statistically similar ratings for the World Bank's effectiveness across all of these thirty-seven development areas, except "Equality of opportunity". Respondents from academia/research institutes/think tanks had the highest ratings for "Equality of opportunity" whereas respondents from the office of the President/Prime Minister, bilateral/multilateral agencies, and "other" organizations had significantly lower ratings for the Bank's effectiveness in this area.
- Responses across all stakeholder groups can be found in the Appendix B.

Drivers of Effectiveness

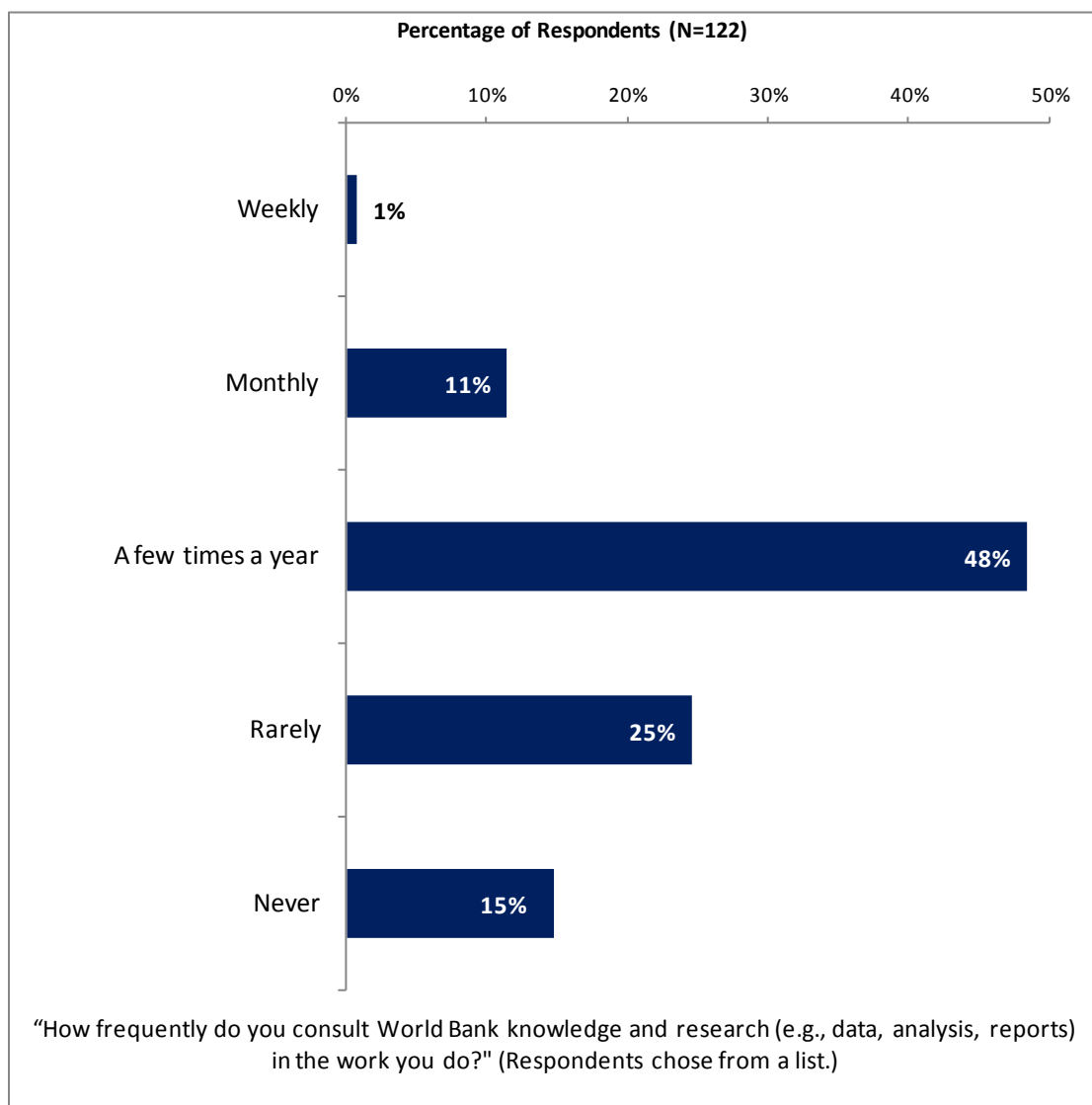
To determine the key drivers of respondents' ratings of the Bank's overall effectiveness and ratings of its ability to help achieve development results in STP, bivariate correlational analyses were conducted using respondents' ratings of the thirty-seven specific areas of effectiveness.

Correlational analyses, however, are not able to tell us exactly what is causing respondents' ratings of the Bank's overall effectiveness or ratings of its ability to help achieve development results. Rather, these analyses tell us that as ratings of effectiveness in one area increase, respondents' ratings of the Bank's overall effectiveness increase, or as ratings of effectiveness in one area increase, ratings of the Bank's ability to help achieve development results increase. Thus, it can be inferred that respondents' perceptions of effectiveness in one specific area are related to, or drive, respondents' perceptions of the Bank's overall effectiveness or perceptions of the Bank's ability to help achieve development results.

- Overall Effectiveness: Those specific areas with the highest Pearson Product-Moment correlations were determined to be the most closely related to perceptions of the Bank's overall effectiveness, suggesting that ratings of effectiveness in those specific areas are drivers of perceptions of the Bank's overall effectiveness in STP. The areas determined to be key drivers from these analyses were:
 - Monitoring and evaluation;
 - Economic growth;
 - Food security; and
 - Education.
- Achieving Development Results: Those specific areas with the highest Pearson Product-Moment correlations were determined to be the most closely related to perceptions of the Bank's ability to help achieve development results in STP, suggesting that ratings of effectiveness in those specific areas are drivers of perceptions of the Bank's ability to help achieve development results. The areas determined to be key drivers from these analyses were:
 - Education;
 - Governance; and
 - Monitoring and evaluation.

VII. World Bank Knowledge and Instruments

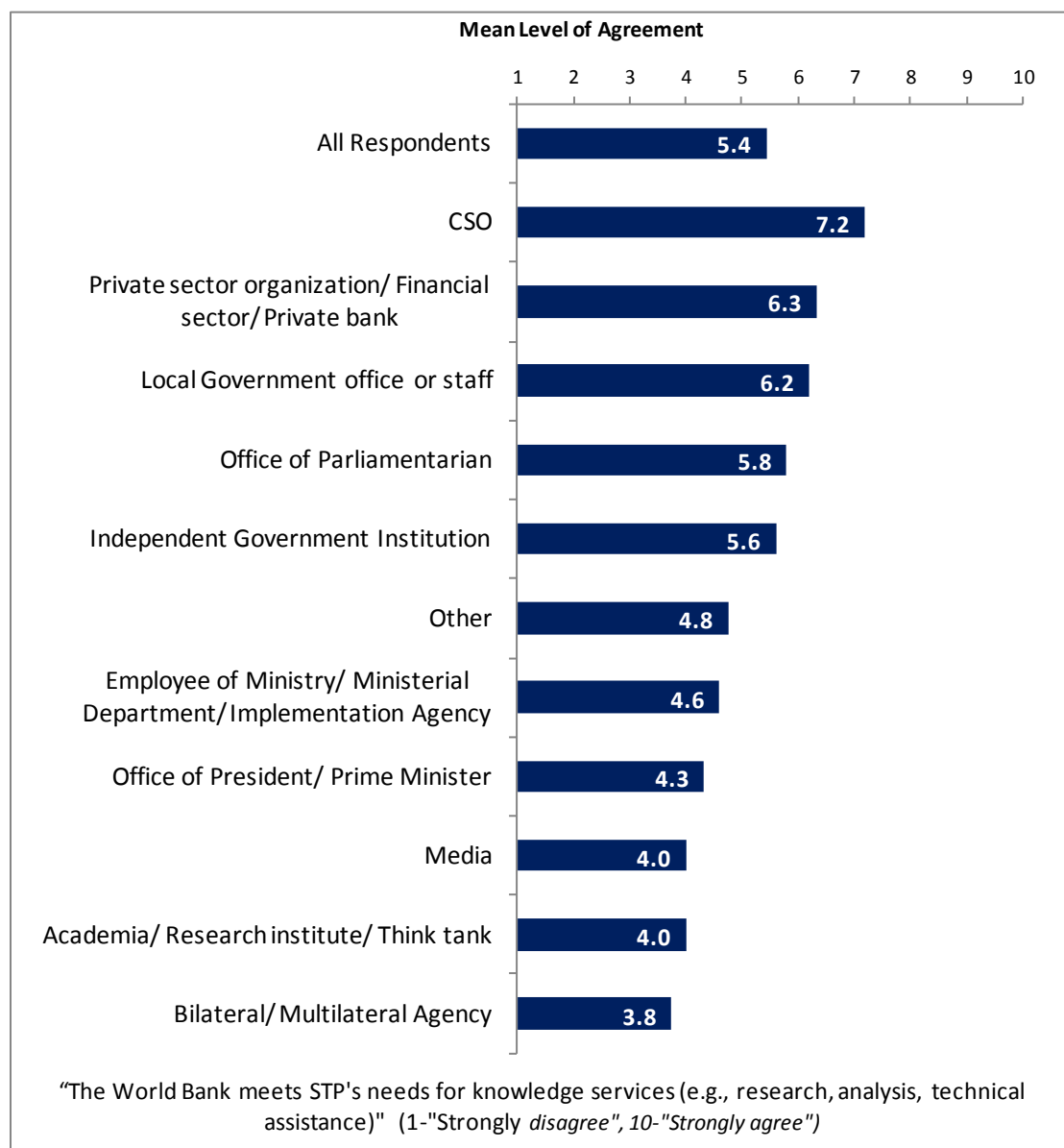
Knowledge: Frequency of Use



VII. World Bank Knowledge and Instruments (continued)

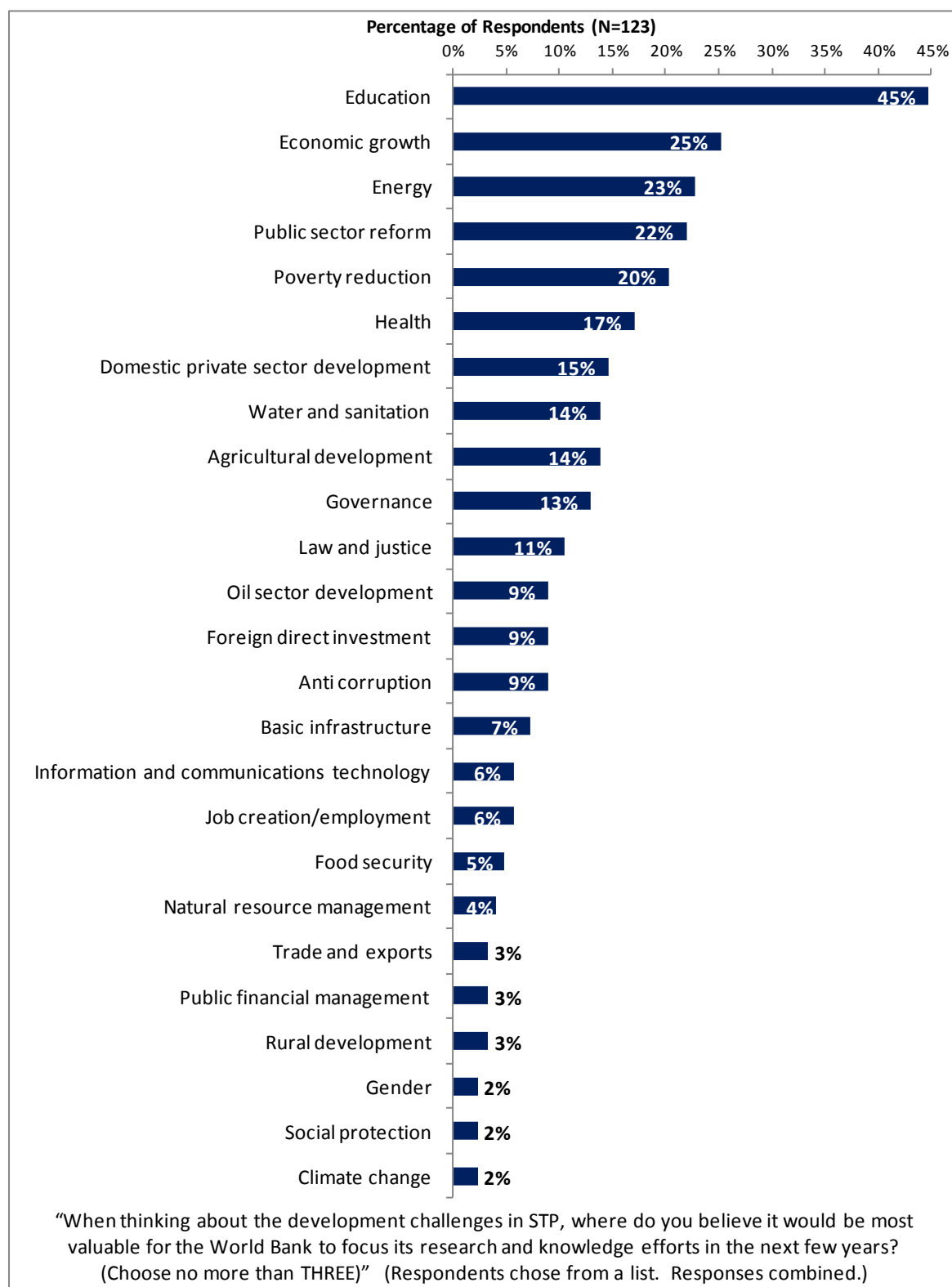
Knowledge: Meeting Sao Tome and Principe's Knowledge Needs (*Indicator Question*)

- Respondents across all stakeholder groups had statistically similar levels of agreement that the World Bank meets Sao Tome and Principe's needs for knowledge services.



VII. World Bank Knowledge and Instruments (continued)

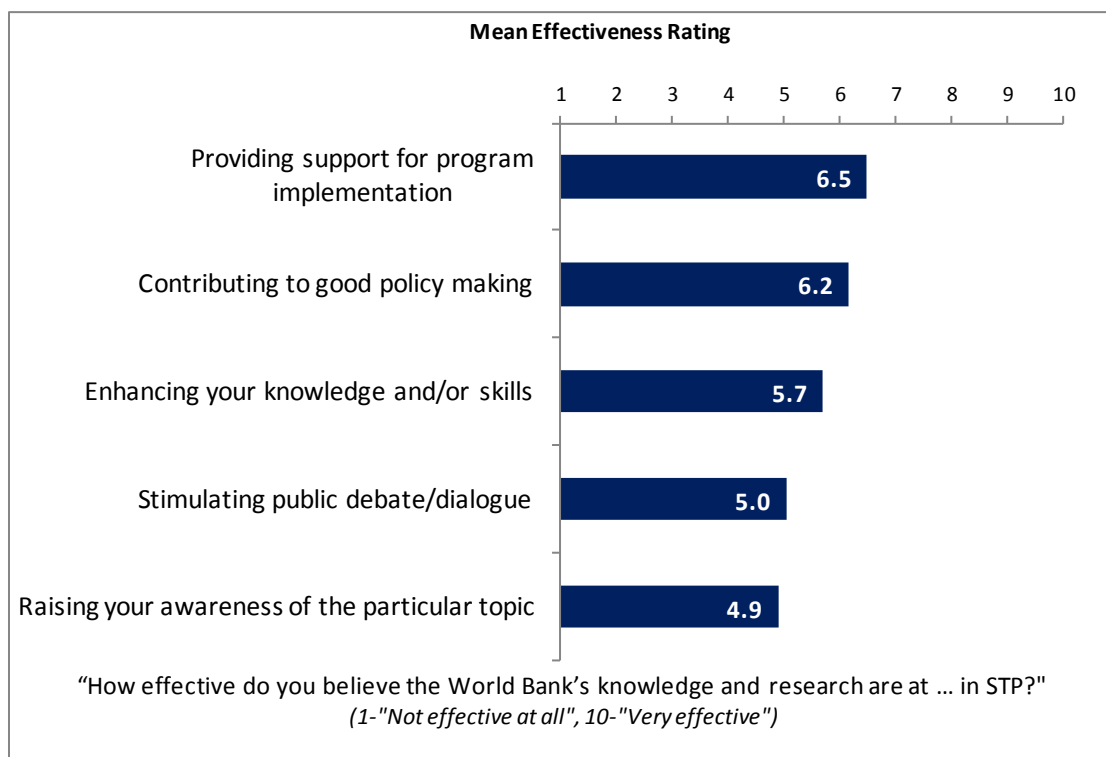
Knowledge: Focusing Bank Research



VII. World Bank Knowledge and Instruments (continued)

Knowledge: Effectiveness

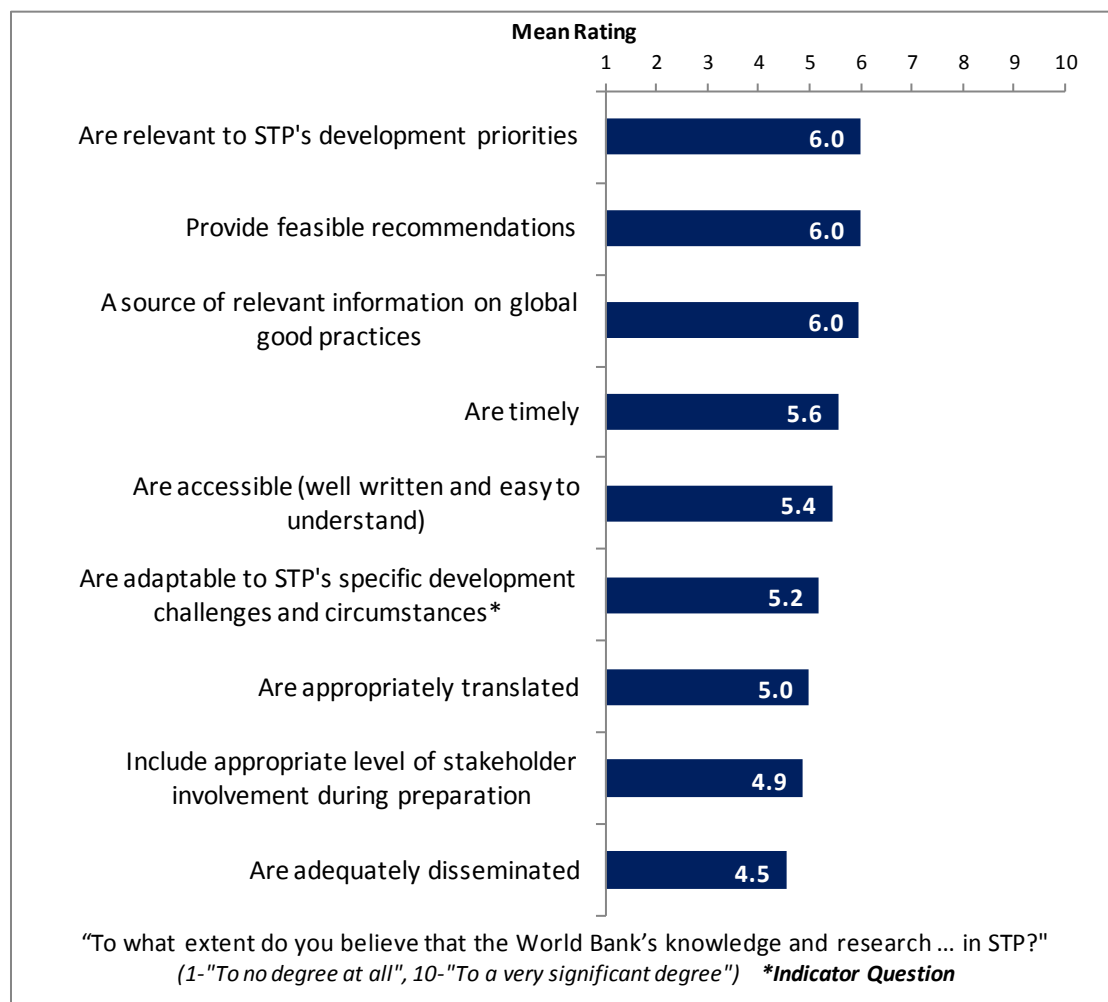
- Respondents across all stakeholder groups had statistically similar ratings for all five of these aspects of the World Bank's knowledge and research effectiveness.



VII. World Bank Knowledge and Instruments (continued)

Knowledge: Qualities

- Respondents across all stakeholder groups had statistically similar ratings across all of these qualities of the World Bank's knowledge and research.



VII. World Bank Knowledge and Instruments (continued)

Knowledge: Contribution *(Indicator Question)*

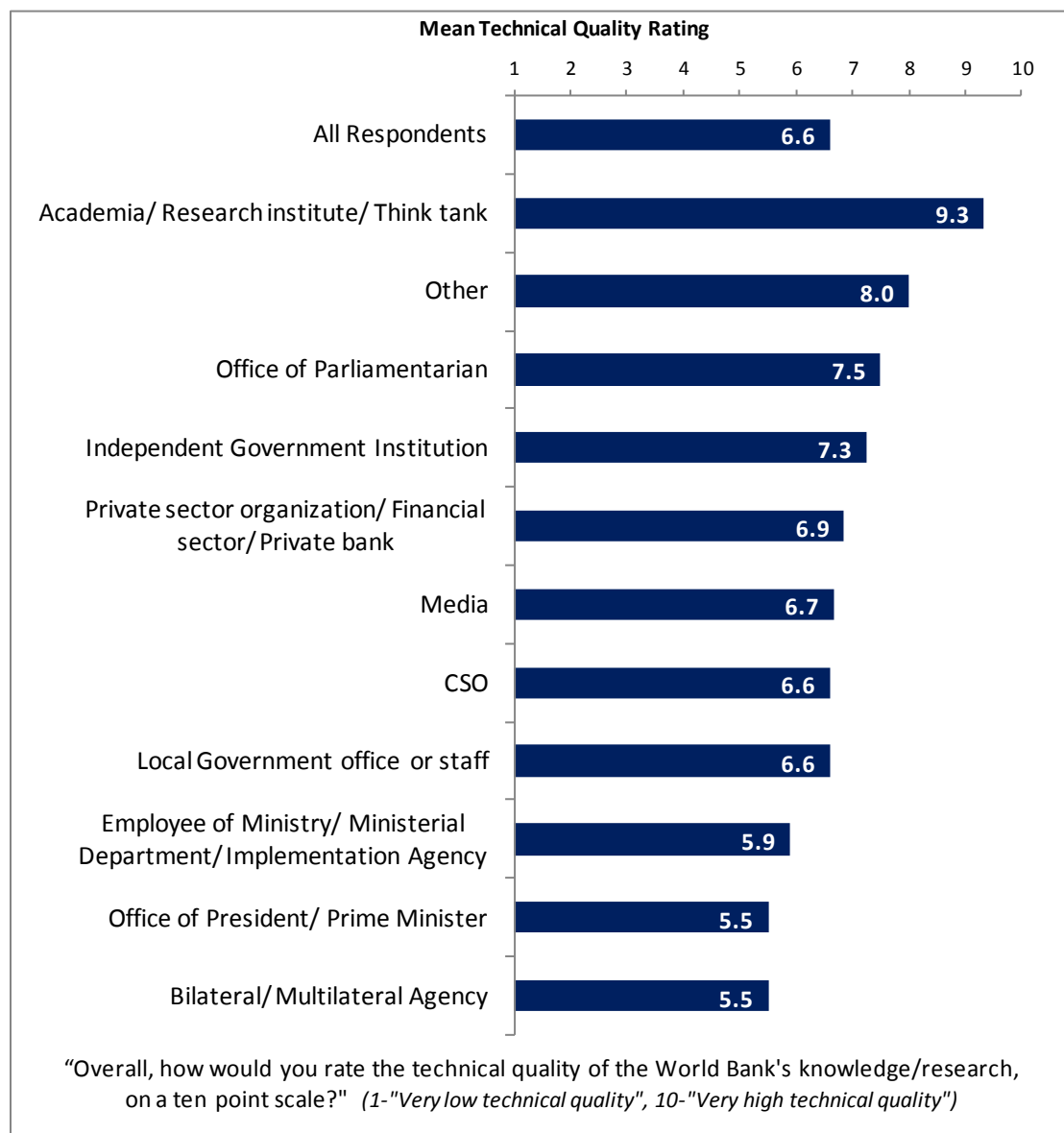
- Respondents across all stakeholder groups had statistically similar ratings for the significance of the contribution that the World Bank's knowledge and research make to development results in Sao Tome and Principe.



VII. World Bank Knowledge and Instruments (continued)

Knowledge: Technical Quality (*Indicator Question*)

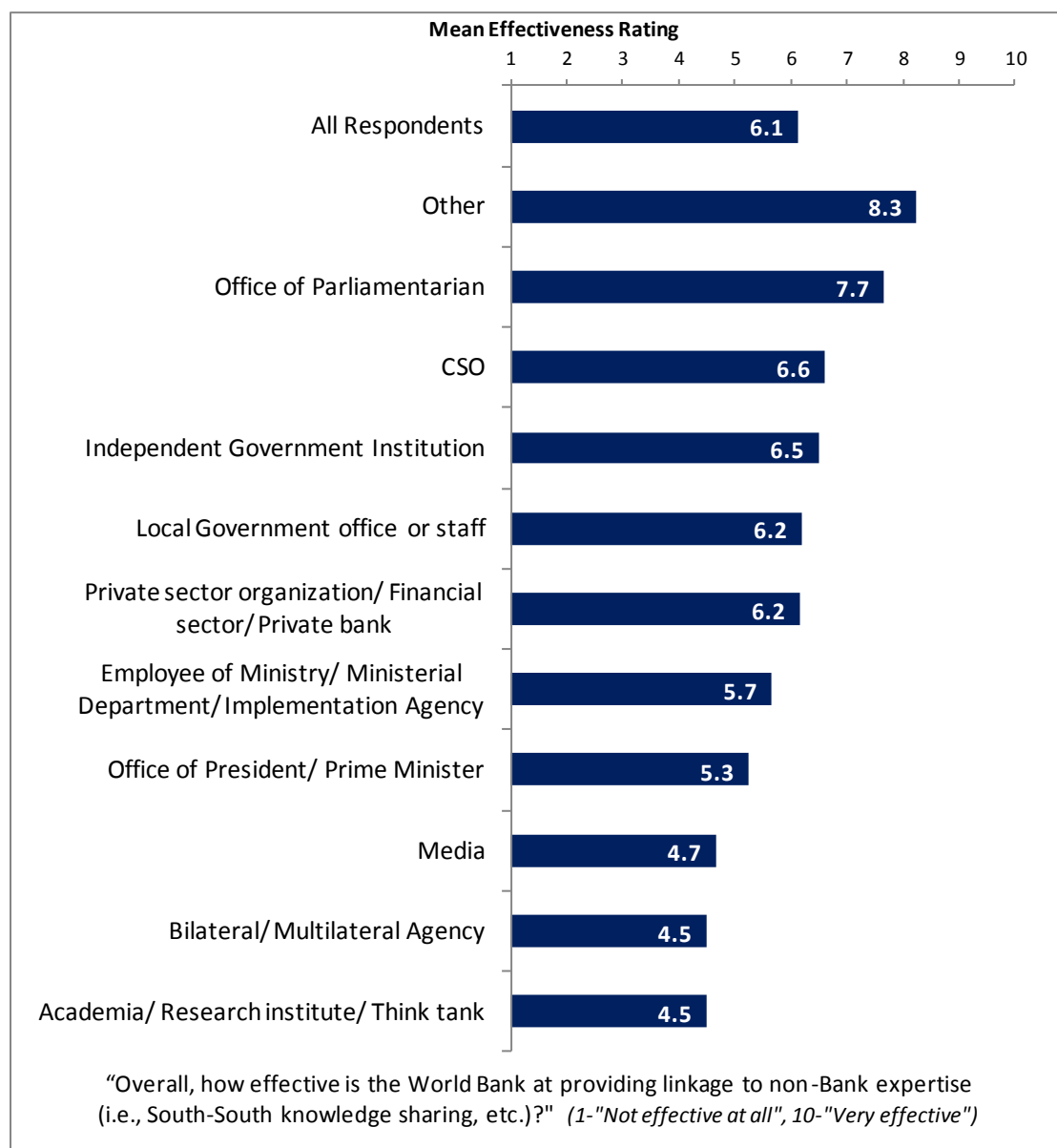
- Respondents across all stakeholder groups had statistically similar ratings for the technical quality of the World Bank's knowledge and research.



VII. World Bank Knowledge and Instruments (continued)

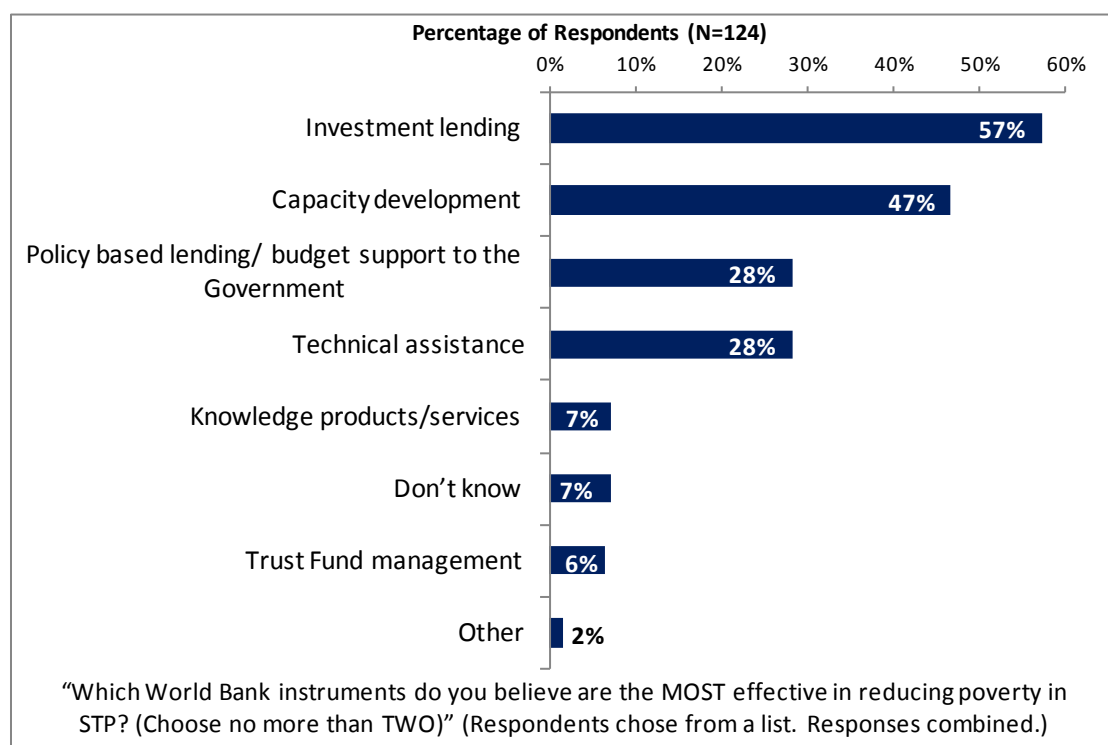
Knowledge: Linkage to Non-Bank Expertise

- Respondents across all stakeholder groups had statistically similar ratings for the World Bank's effectiveness at providing linkage to non-Bank expertise.

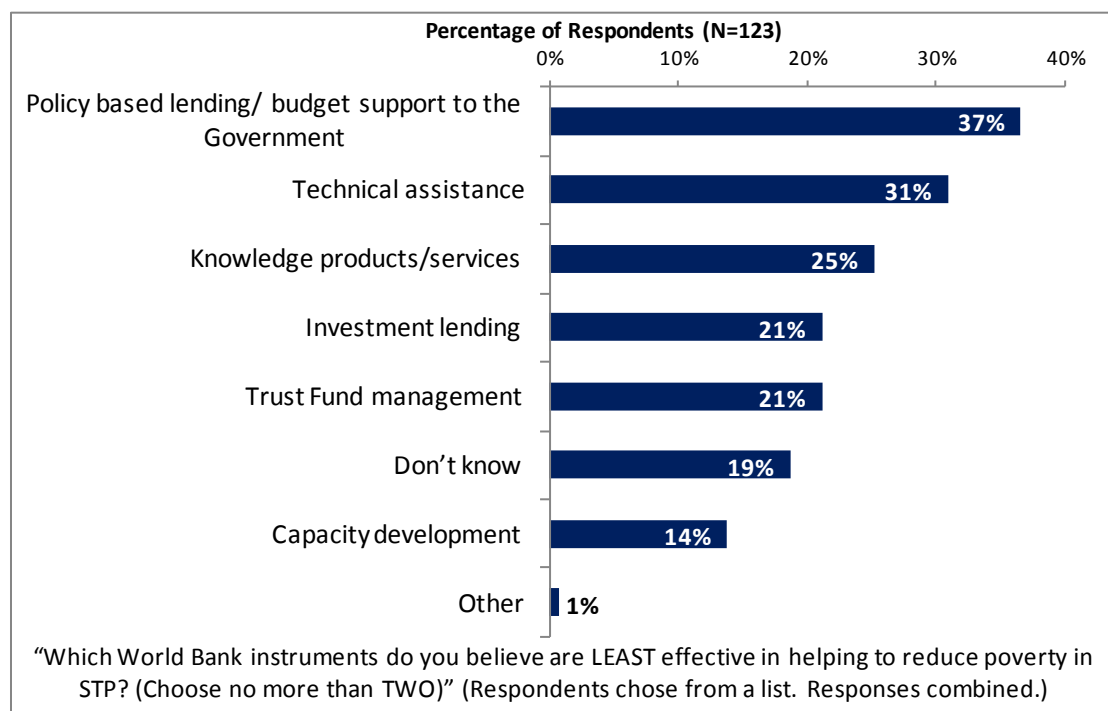


VII. World Bank Knowledge and Instruments (continued)

Instruments: Most Effective



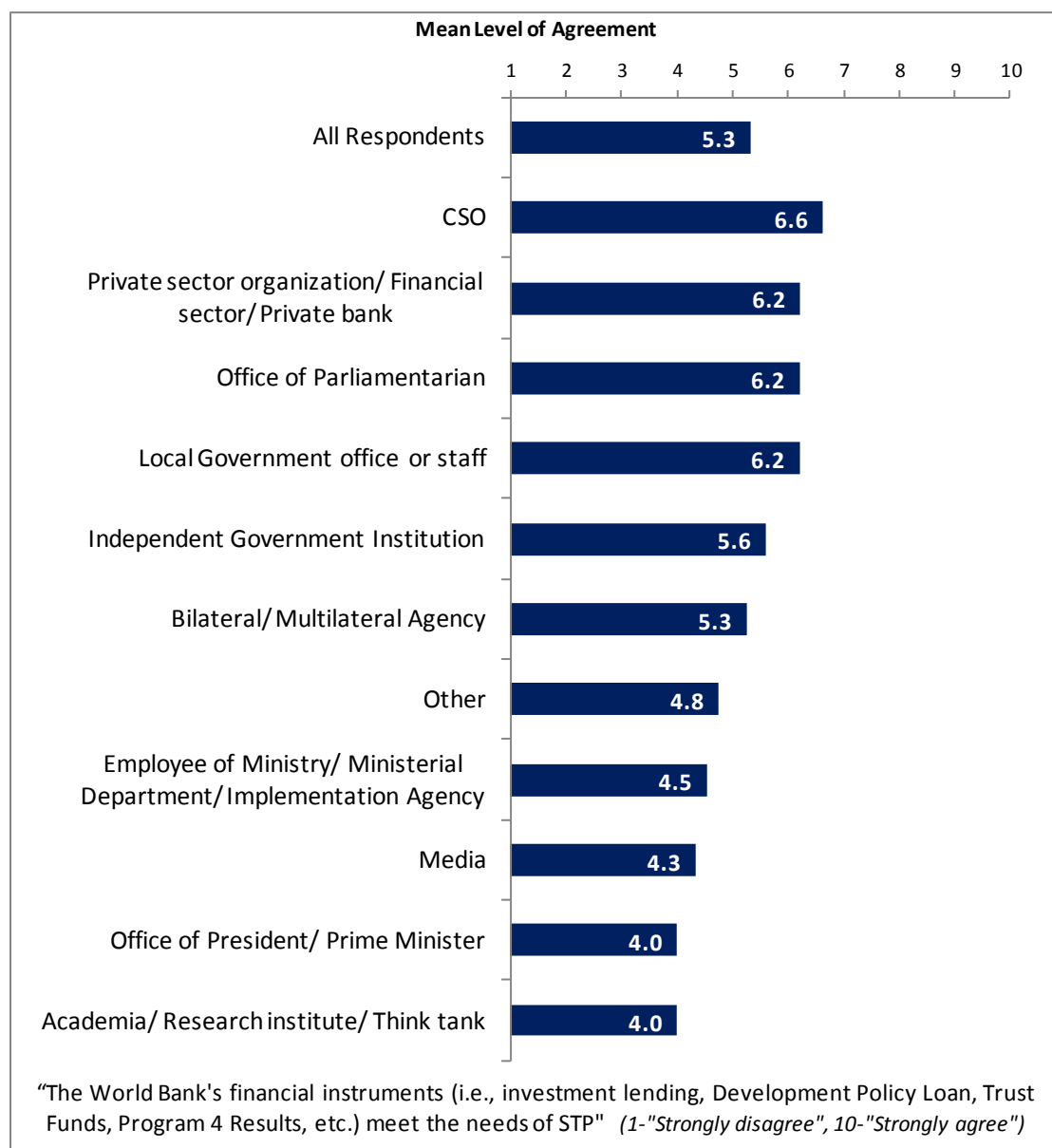
Instruments: Least Effective



VII. World Bank Knowledge and Instruments (continued)

Instruments: Meeting Sao Tome and Principe's Needs (*Indicator Question*)

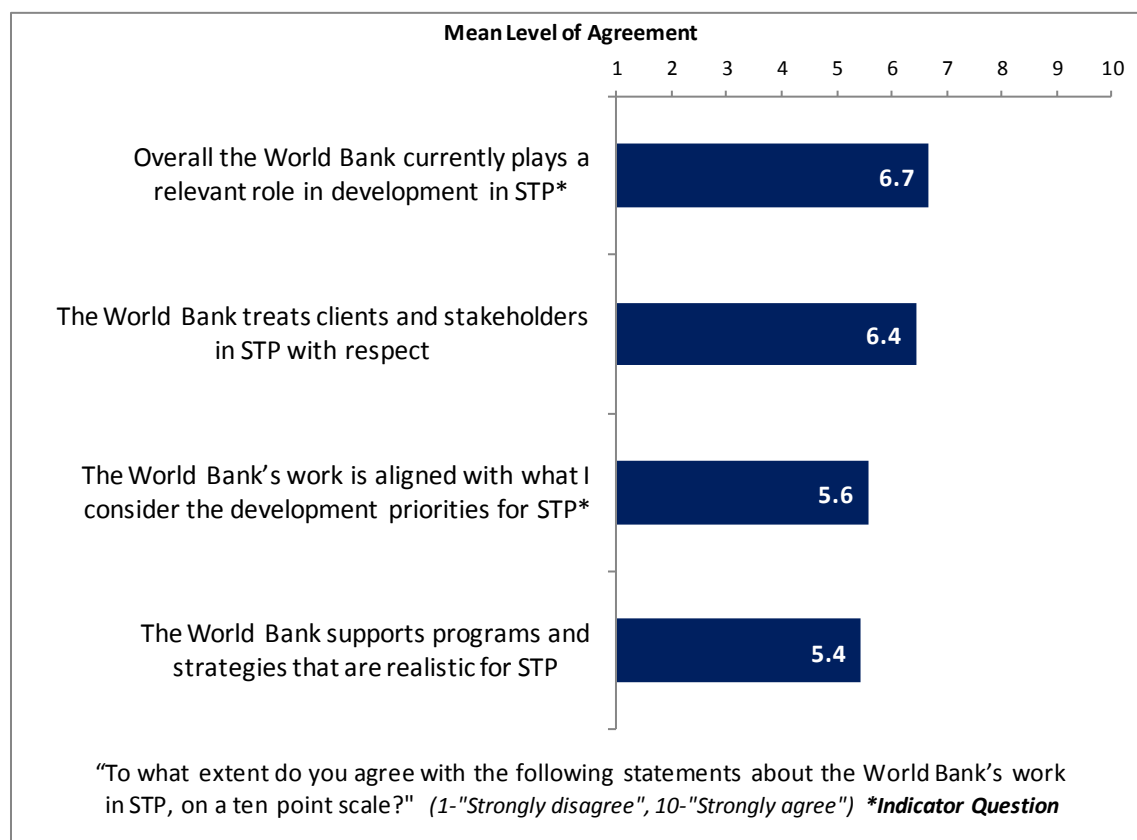
- Respondents across all stakeholder groups had statistically similar levels of agreement that the Bank's financial instruments meet the needs of Sao Tome and Principe.



VIII. How the World Bank Operates

The World Bank's Work in Sao Tome and Principe

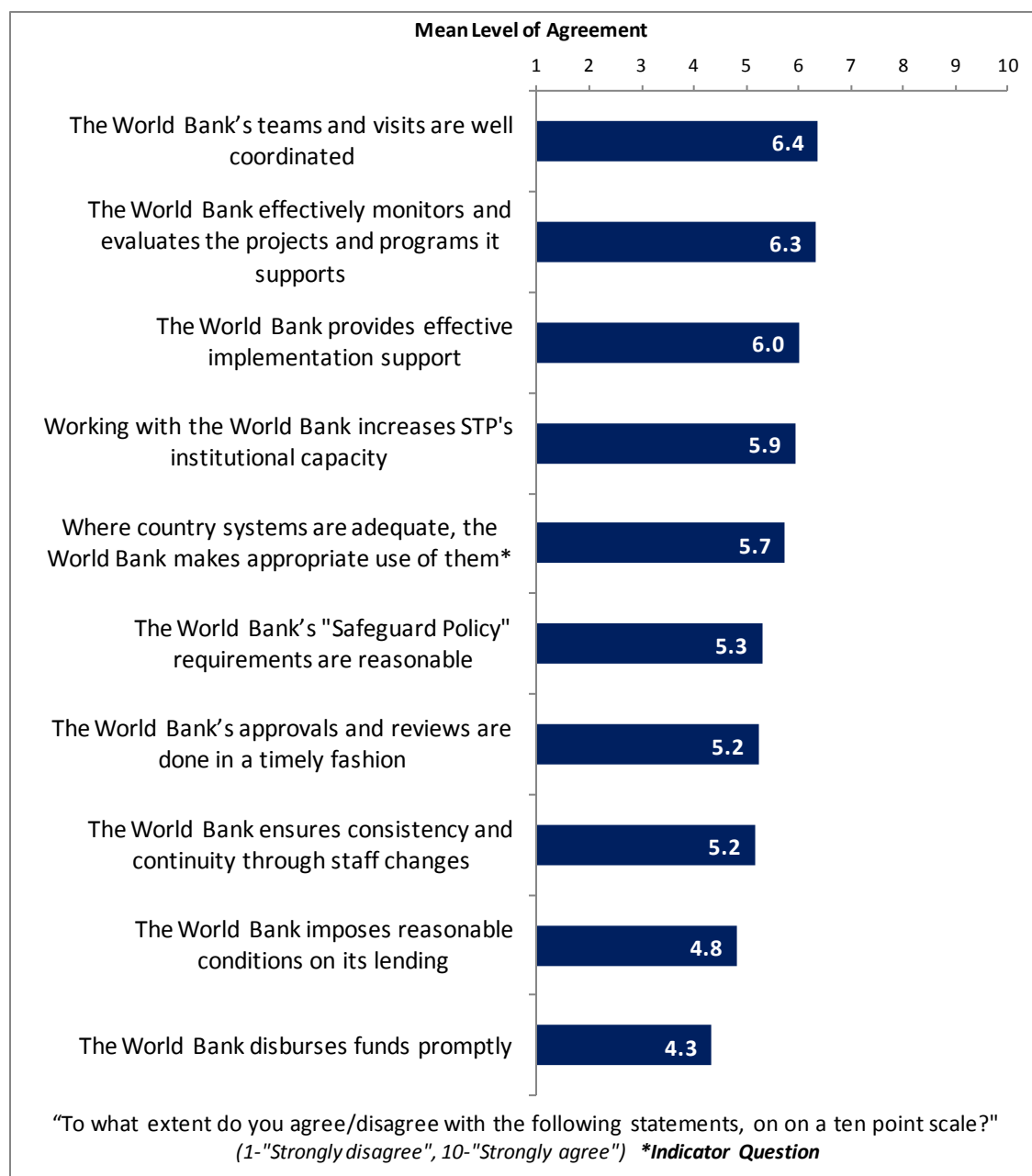
- There were significant stakeholder group differences in their levels of agreement that the World Bank's work is aligned with what respondents consider the development priorities for Sao Tome and Principe. Respondents from the office of Parliamentarian and local government officials had the highest levels of agreement with this statement whereas respondents from the office of the President/Prime Minister and independent government institutions had significantly lower levels of agreement.



VIII. How the World Bank Operates (continued)

Overall Perceptions

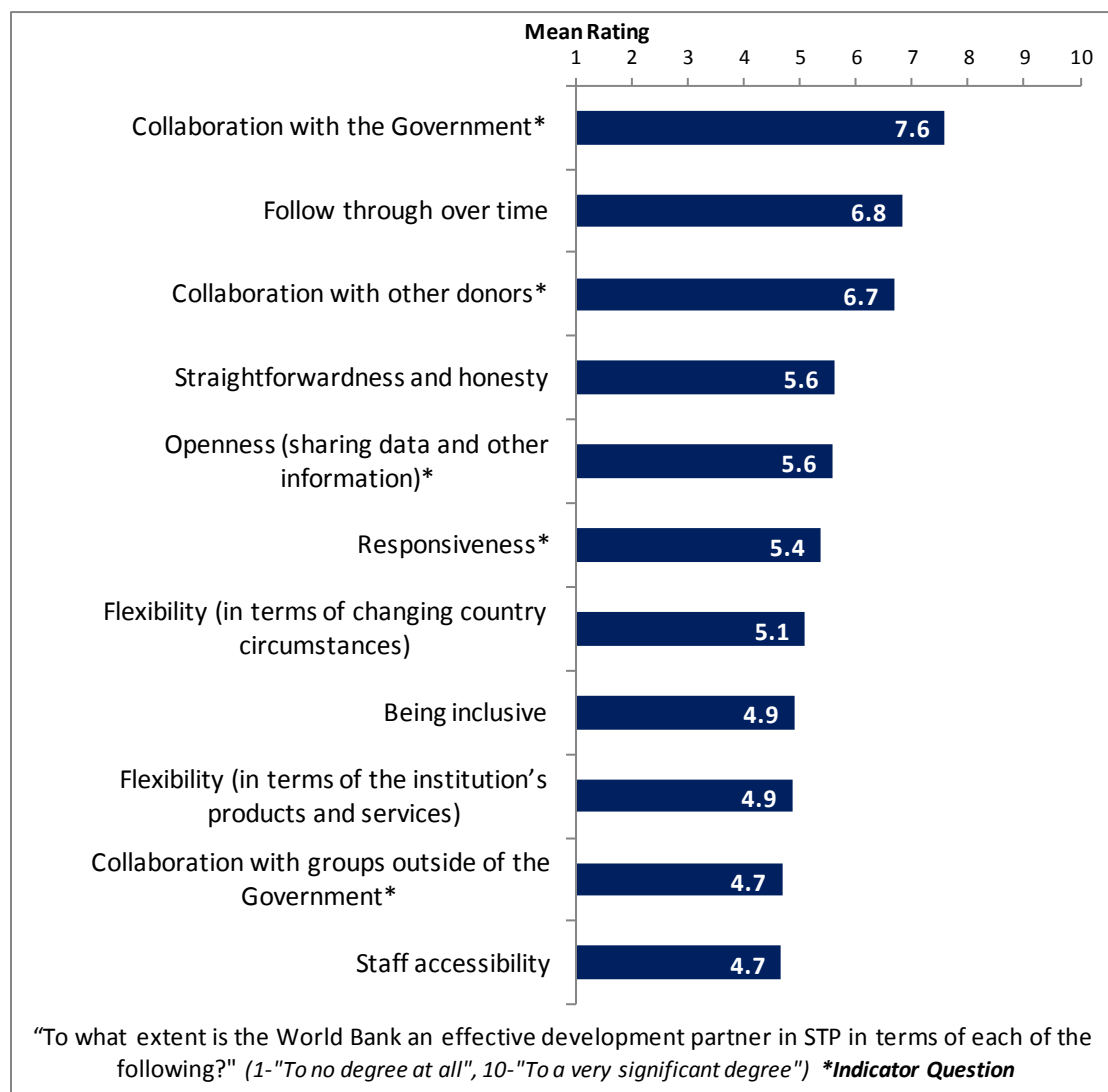
- Respondents across all stakeholder groups had statistically similar levels of agreement across all of these aspects of how the Bank operates.



VIII. How the World Bank Operates (continued)

The World Bank as an Effective Development Partner

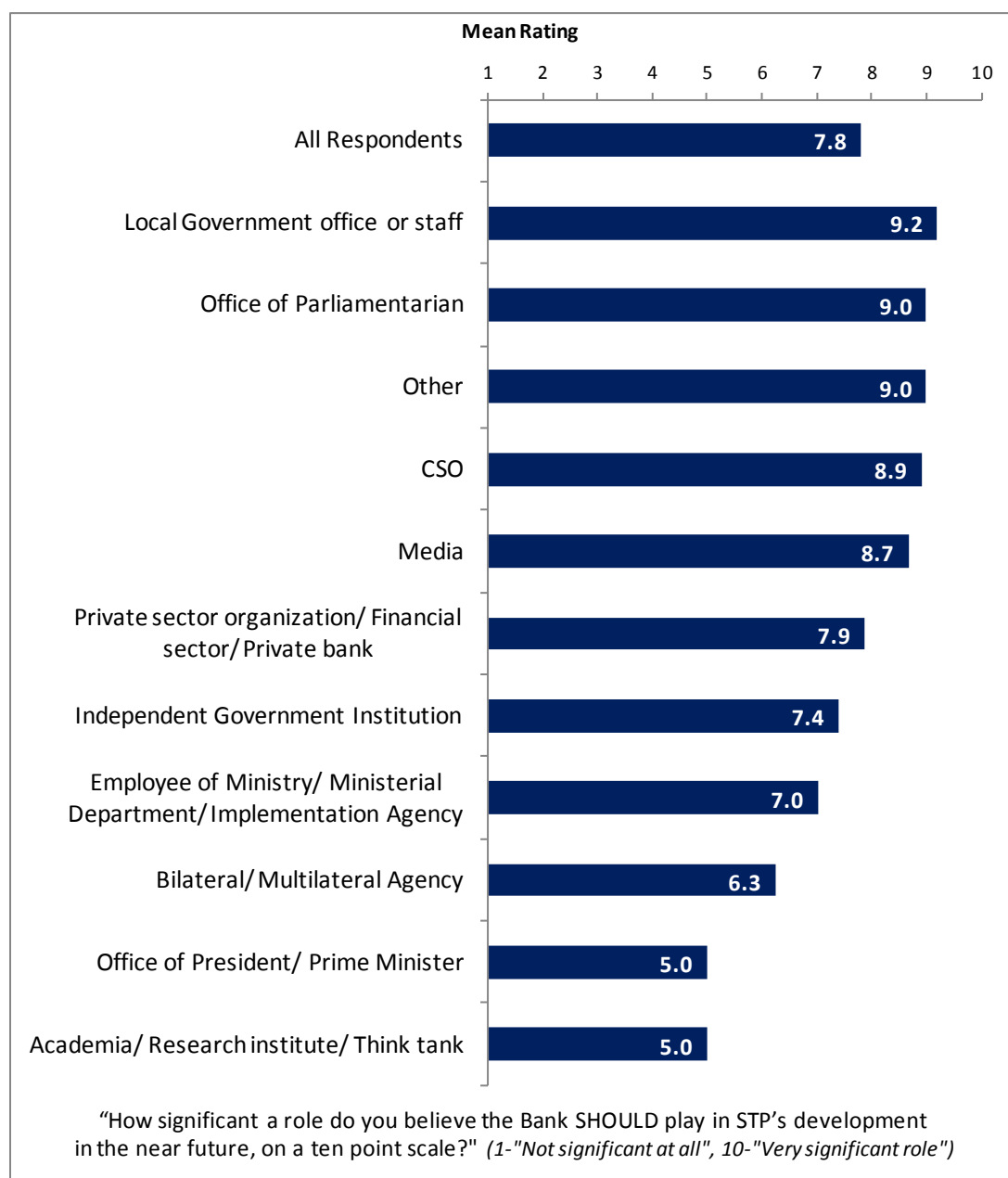
- There were significant stakeholder group differences in their ratings across two of these aspects of the Bank being an effective development partner: collaboration with the Government and flexibility in terms of changing country circumstances. Respondents from CSOs tended to have the highest ratings for these two aspects whereas respondents from academia/research institutes/think tanks tended to have significantly lower ratings.



IX. The Future Role of the World Bank in Sao Tome and Principe

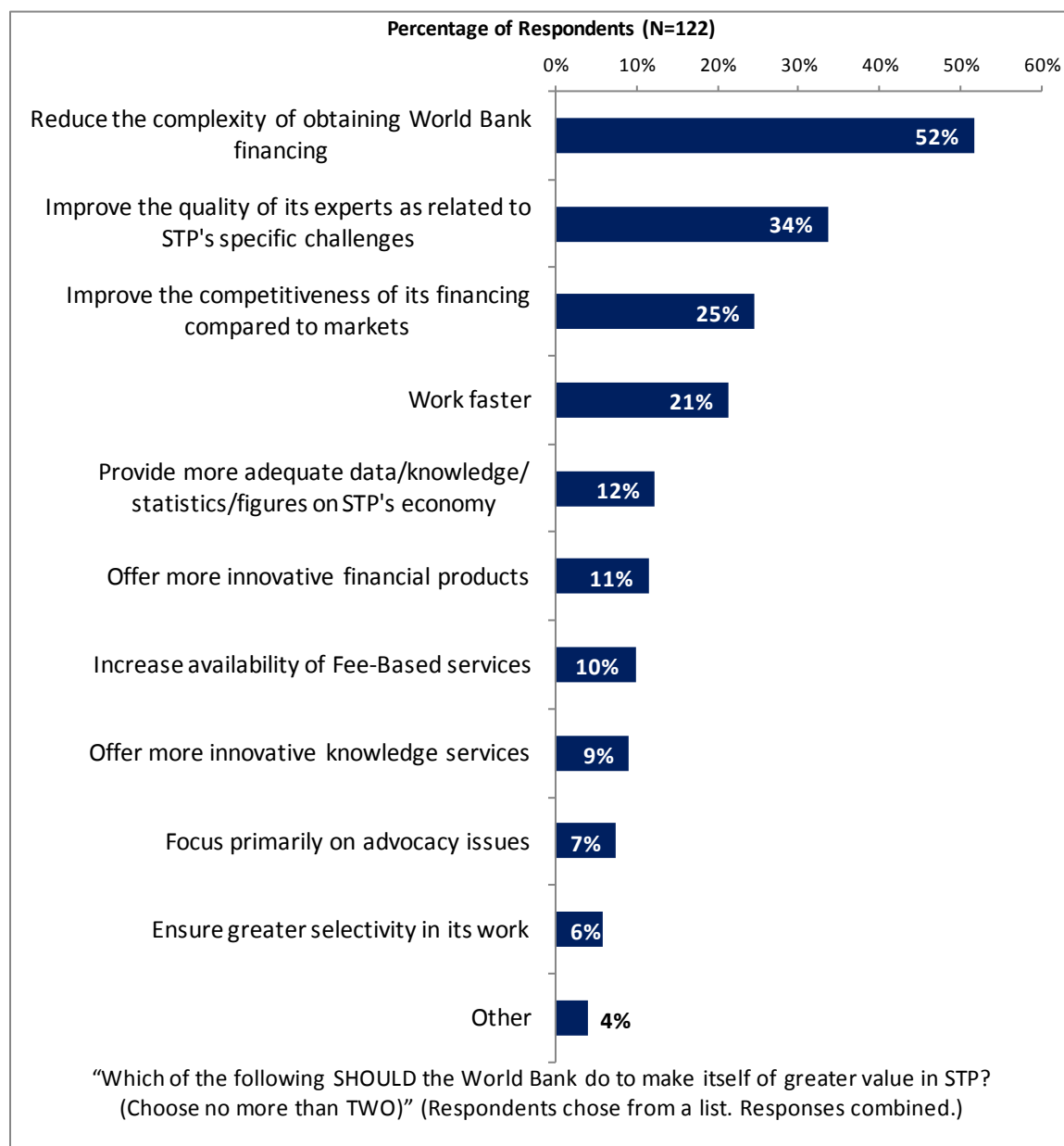
Role Significance

- Local government officials, respondents from the office of Parliamentarian, “other” organizations, and CSOs gave the highest ratings for the significance of the World Bank’s role in STP’s development in the near future whereas respondents from the office of the President/Prime Minister and academia/research institutes/think tanks gave significantly lower ratings.



IX. The Future Role of the World Bank in STP (continued)

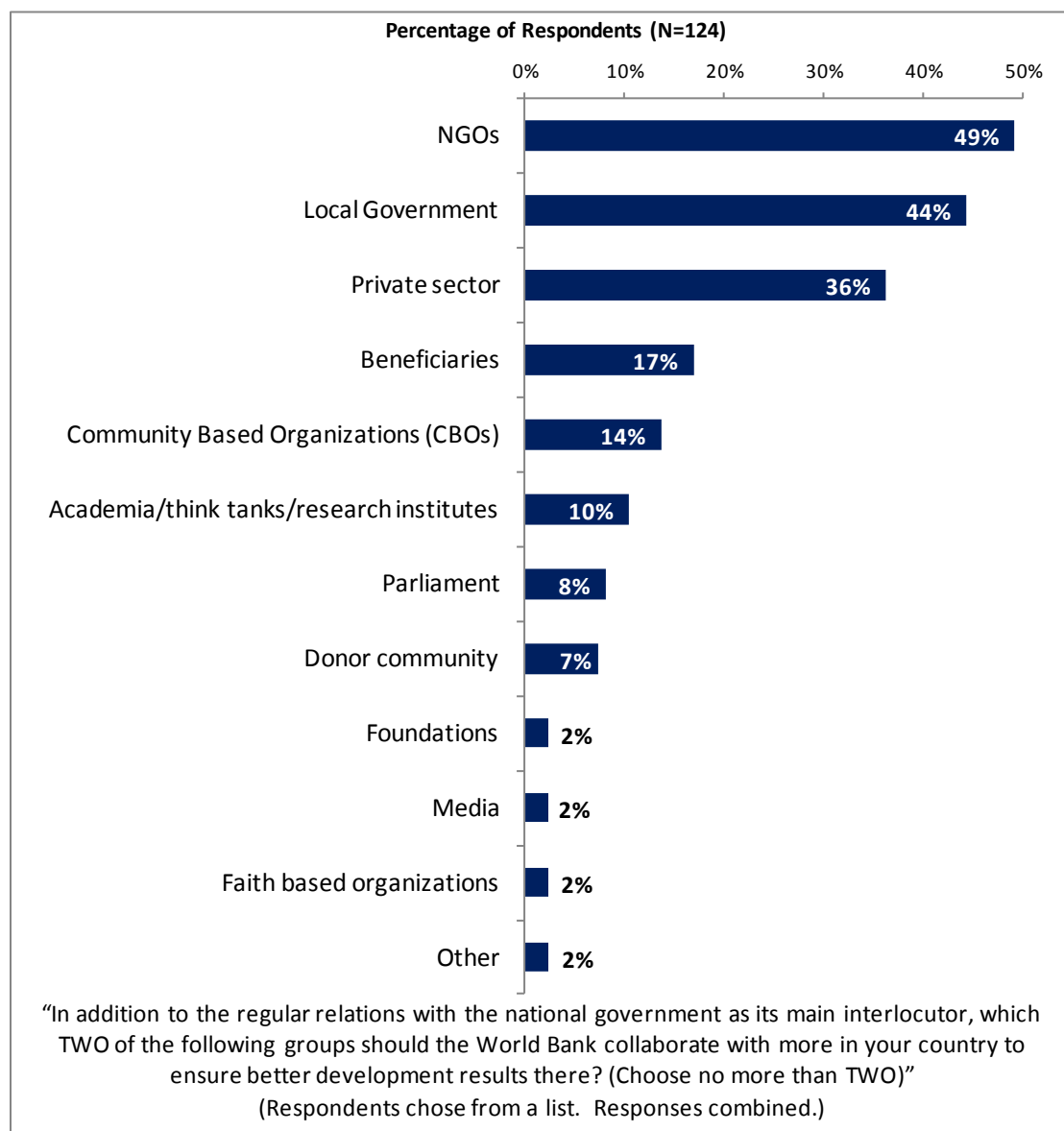
Making the Bank of Greater Value



IX. The Future Role of the World Bank in STP (continued)

Collaborating in Sao Tome and Principe

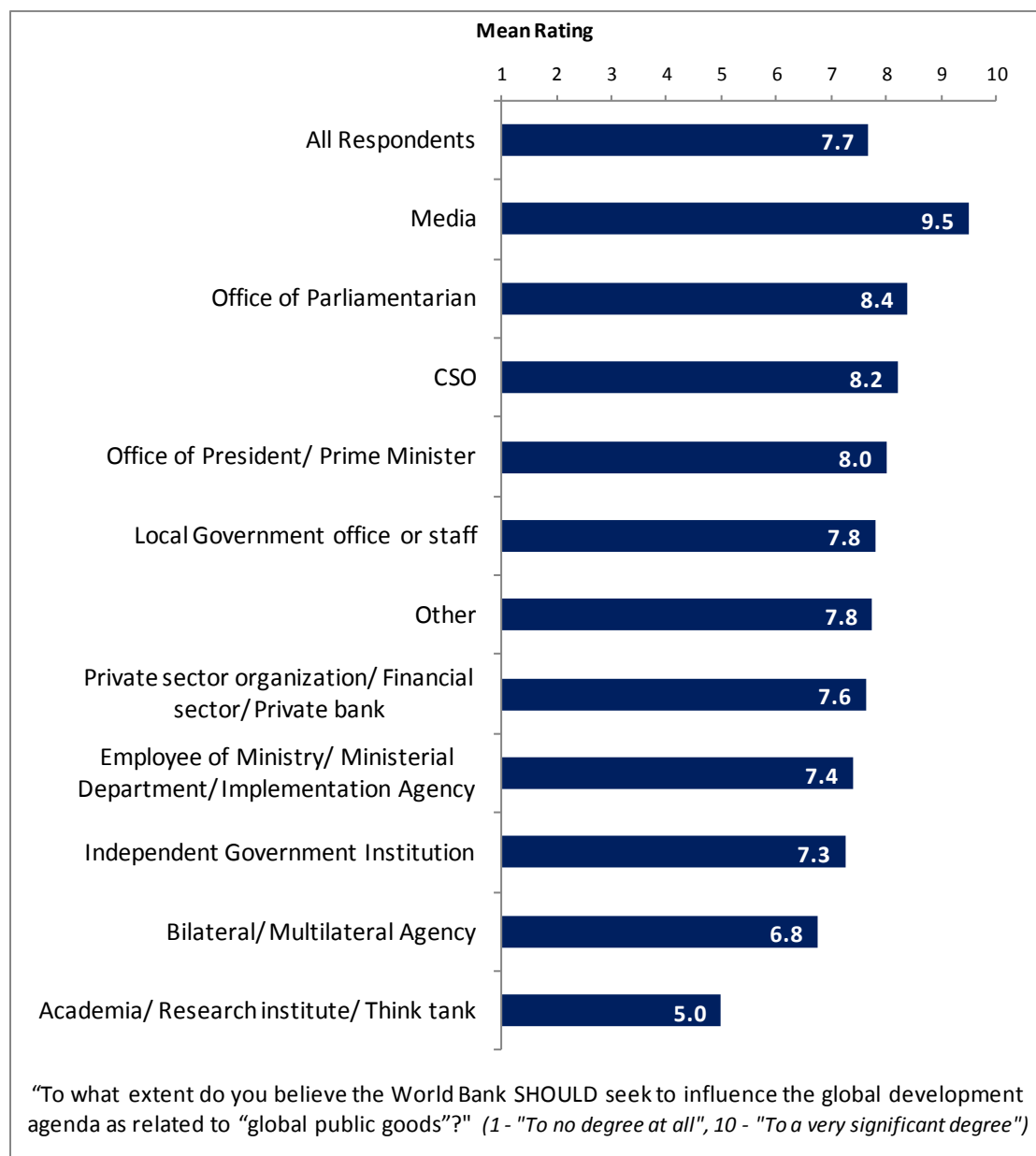
- Respondents indicated that the World Bank should work more closely with NGOs, local governments, and the private sector to ensure better development results in Sao Tome and Principe.



IX. The Future Role of the World Bank in STP (continued)

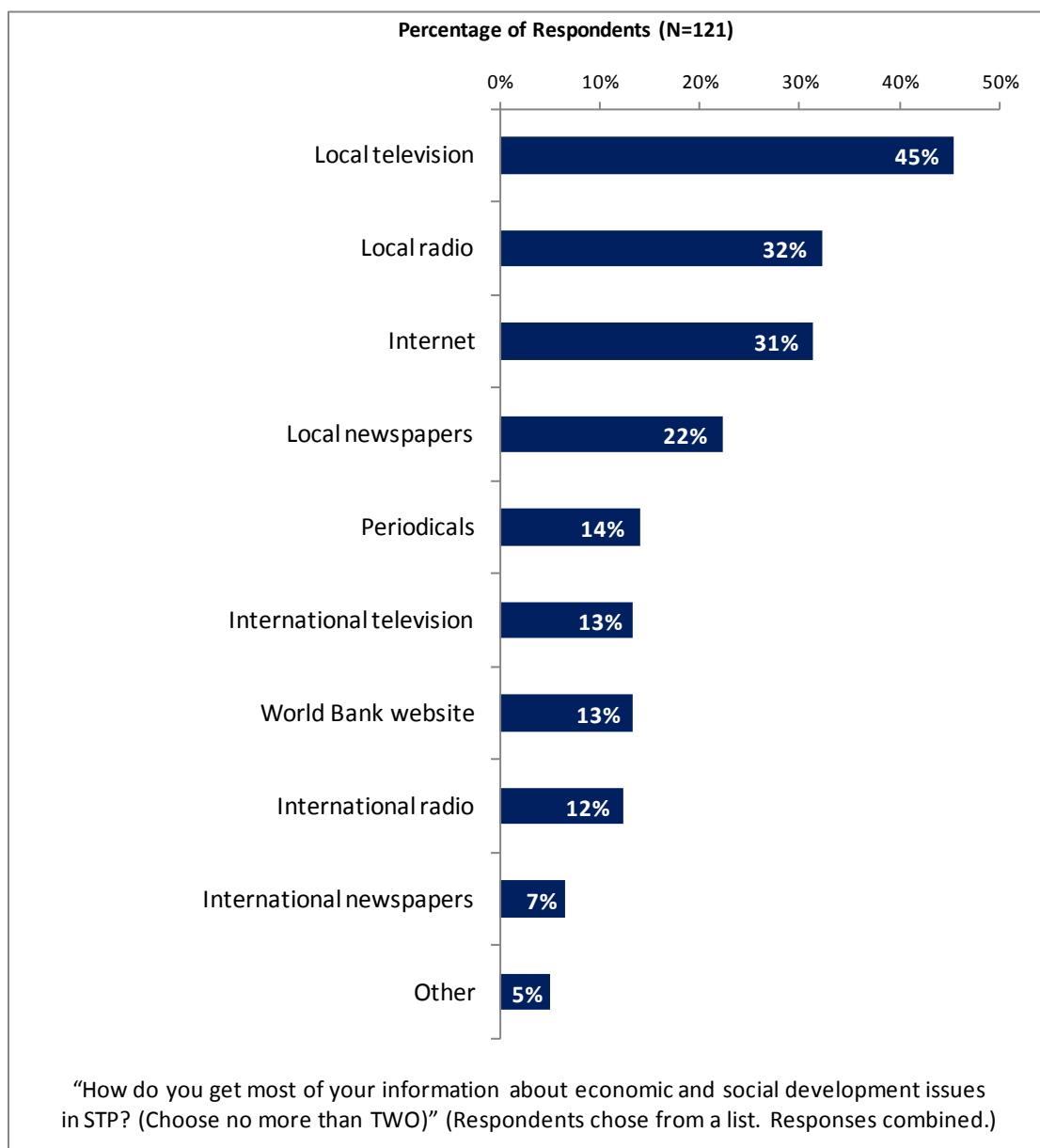
Influencing the Global Development Agenda

- Respondents across all stakeholder groups had statistically similar ratings for the extent to which the World Bank should seek to influence the global development agenda as related to “global public goods”.



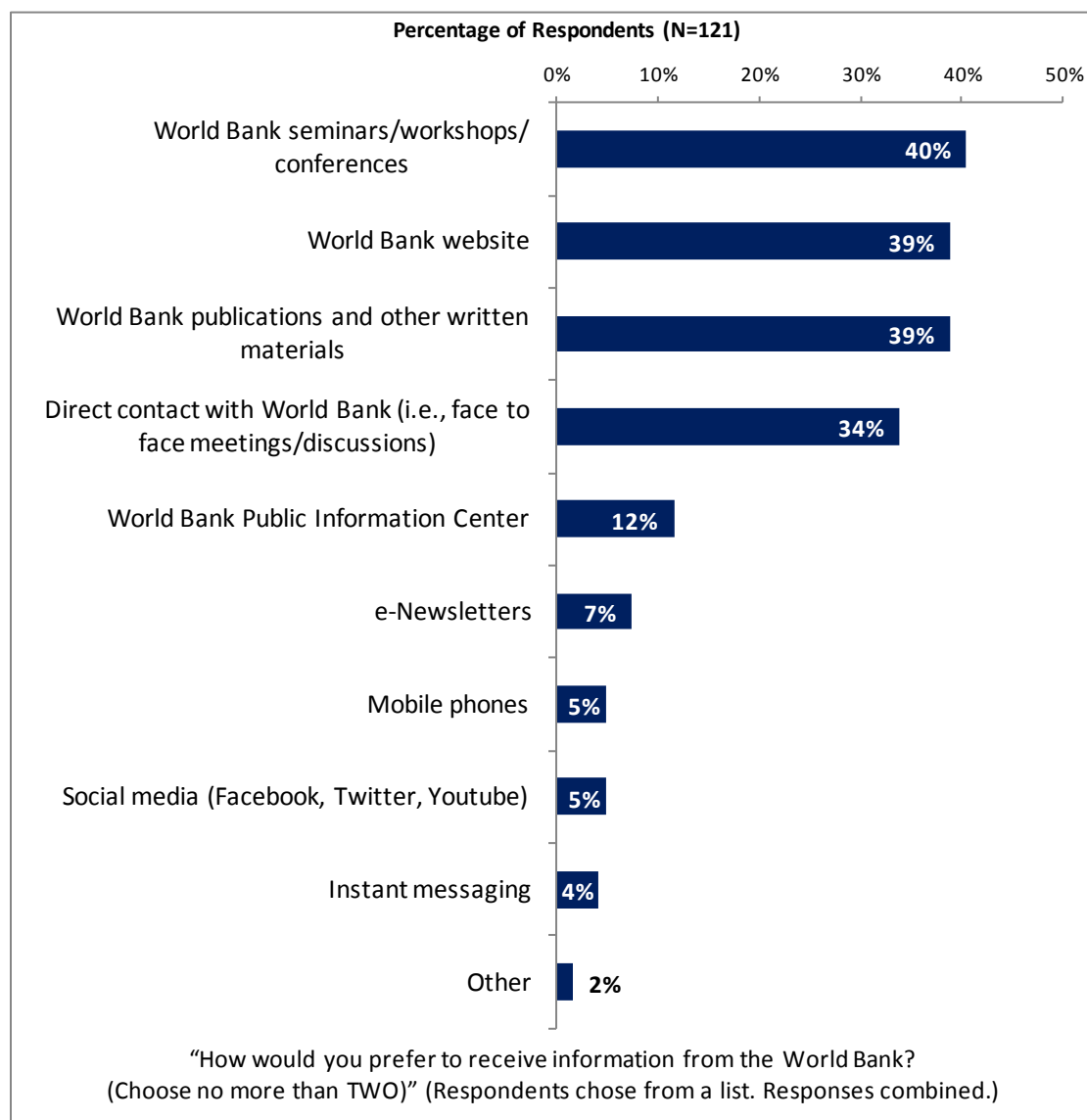
X. Communication and Openness

Information Sources



X. Communication and Openness (continued)

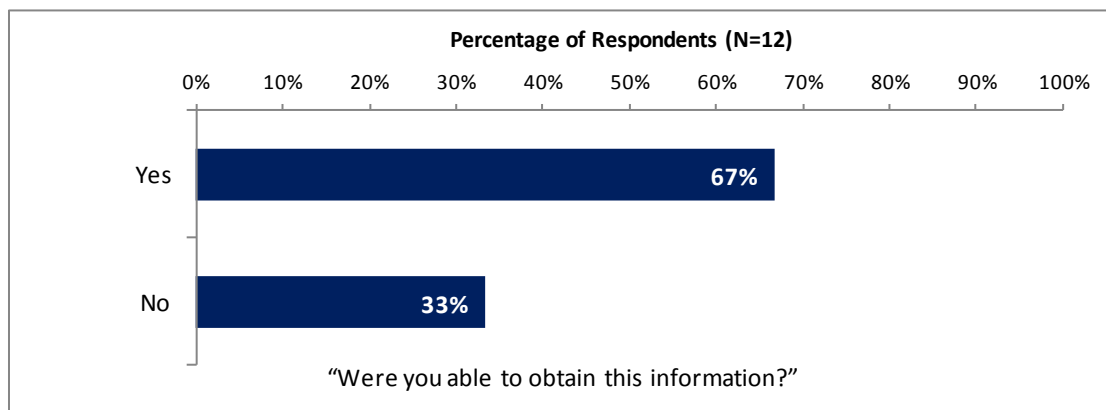
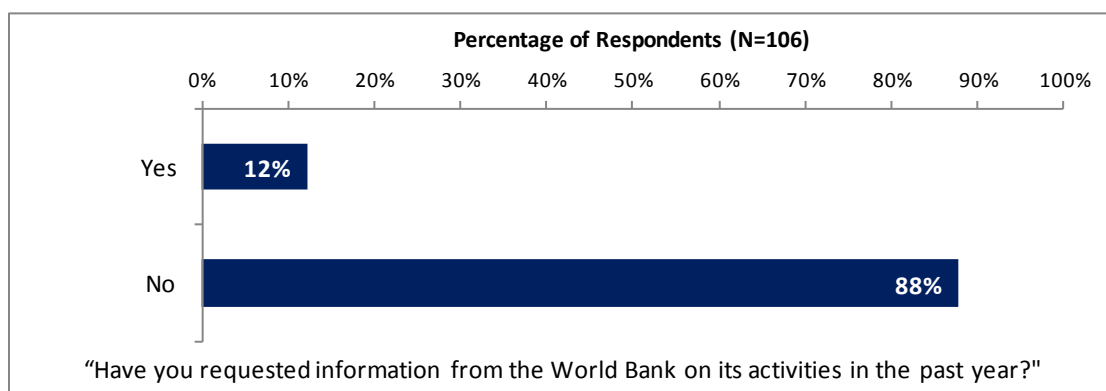
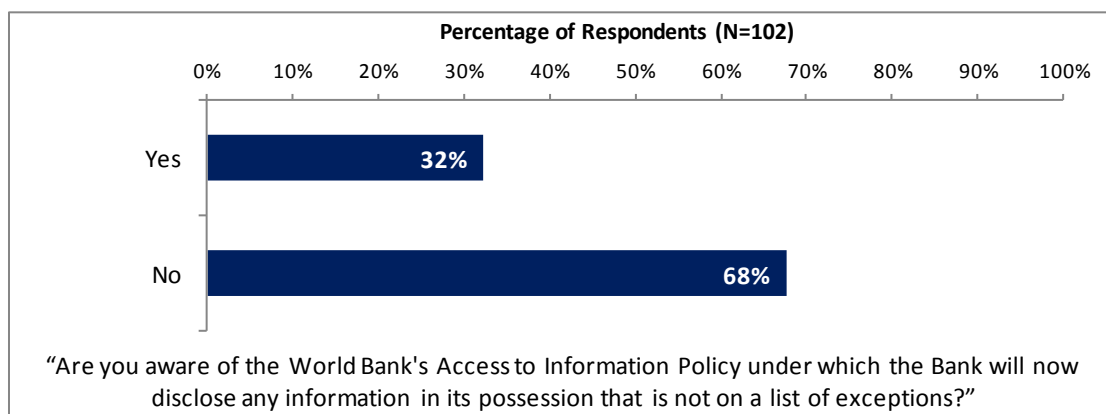
Information Sources (continued)



X. Communication and Openness (continued)


Access to Information

- Although respondents across all stakeholder groups indicated statistically similar levels of awareness of the Bank's Access to Information Policy and requesting information from the Bank in the past year, employees of ministries/ministerial departments/ implementation agencies and respondents from independent government institutions were significantly more likely to obtain their requested information compared to respondents from other stakeholder groups.



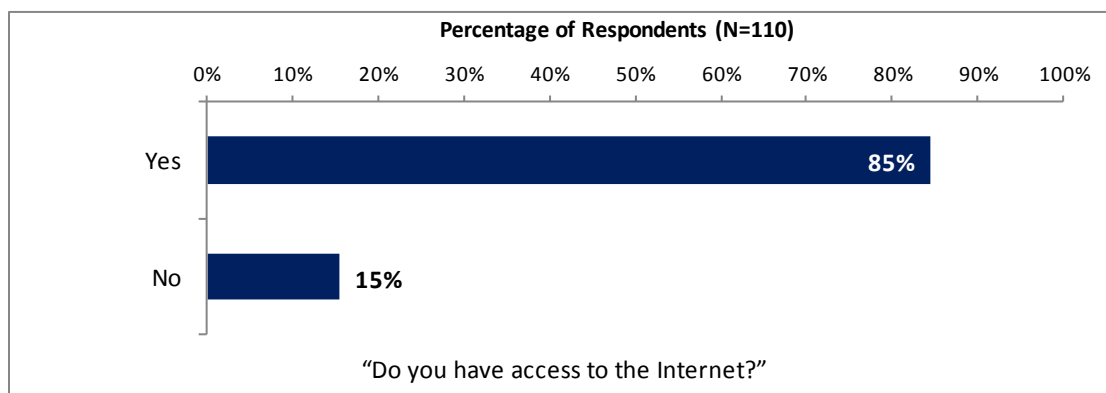
X. Communication and Openness (continued)

Access to Information (continued)



Internet Access

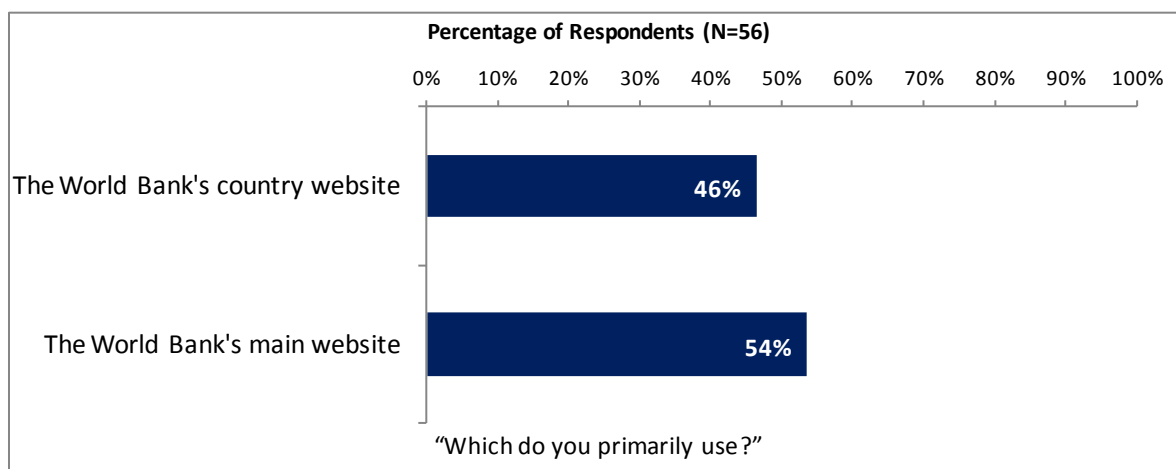
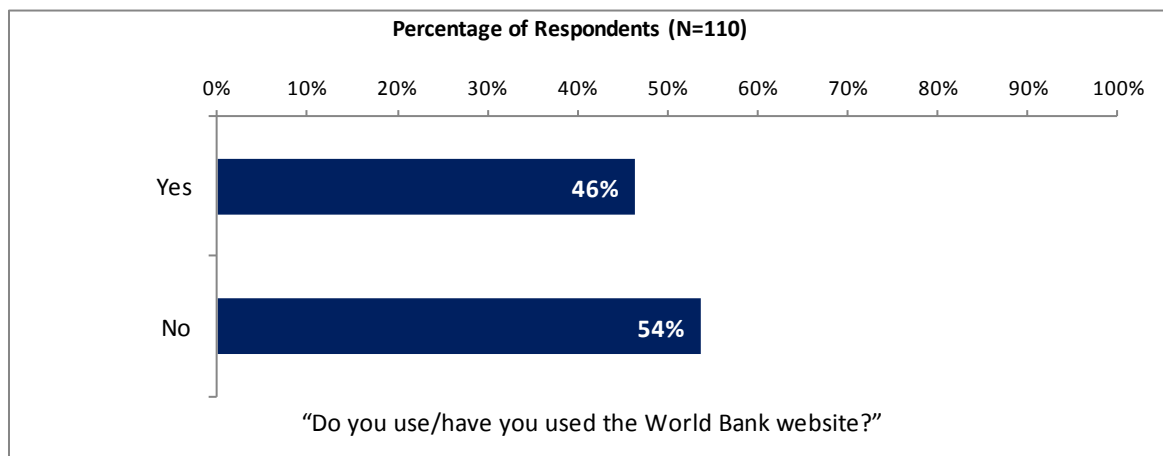
- Respondents from CSOs, academia/research institutes/think tanks, and the office of Parliamentarian were significantly less likely to have access to the Internet compared to respondents from other stakeholder groups.



X. Communication and Openness (continued)

Website Usage

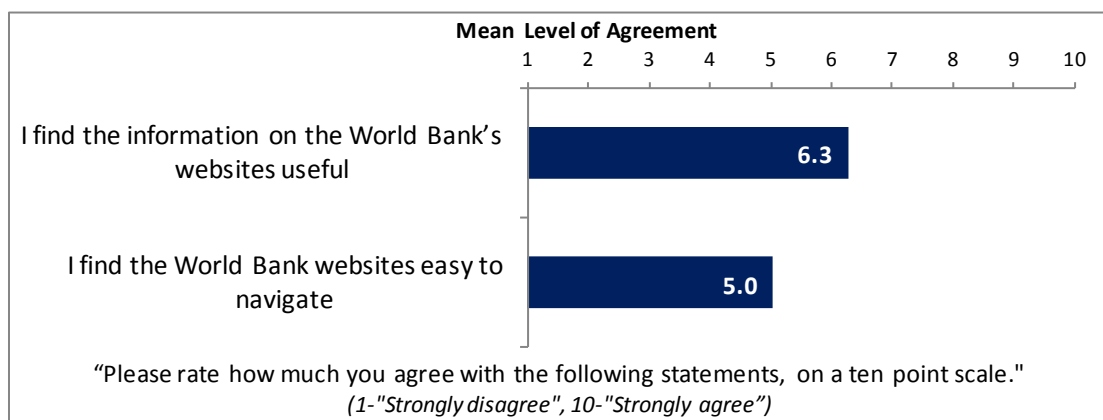
- Respondents from bilateral/multilateral agencies, independent government institutions, academia/research institutes/think tanks, private sector organizations/financial sector/private banks, and the media were significantly more likely to use the World Bank website compared to respondents from other stakeholder groups.




X. Communication and Openness (continued)

Website Evaluation

- Respondents from the office of Parliamentarian, independent government institutions, and “other” organizations had the highest levels of agreement that the information on the World Bank’s websites is useful whereas respondents from CSOs had significantly lower levels of agreement.



Information Sharing



XI. Appendices

A. Responses to All Questions across All Respondents.....	46
B. Responses to All Questions by Stakeholder Groups	64
C. Indicator Questions as a Function of Exposure to the Bank	83
D. World Bank Country Survey FY12 STP Questionnaire	84

SAO TOME AND PRINCIPE



Appendix A: Responses to All Questions across All Respondents (N=125)

A. General Issues facing Sao Tome and Principe

1. In general, would you say that Sao Tome and Principe is headed in...?	Percentage of Respondents (N=125)
The right direction	27.2%
The wrong direction	24.0%
Not sure	48.8%

2. When considering development priorities, which ONE development priority below is the most important in STP? Which ONE is the second most important priority? Which ONE is the third most important priority?	Percentage of Respondents (N=123)			
	Most Important	2 nd Most Important	3 rd Most Important	Combined
Education	35.3%	13.3%	4.1%	52.7%
Rural development	21.0%	7.5%	4.1%	32.6%
Poverty reduction	5.0%	8.3%	6.5%	19.9%
Political stability	7.6%	7.5%	1.6%	16.7%
Health	4.2%	5.8%	6.5%	16.5%
Oil sector development	1.7%	7.5%	5.7%	14.9%
Agricultural development	3.4%	5.8%	4.9%	14.1%
Energy	4.2%	4.2%	4.9%	13.2%
Economic growth	4.2%	5.0%	3.3%	12.5%
Law and justice	1.7%	4.2%	5.7%	11.5%
Anti-corruption	3.4%	2.5%	4.1%	9.9%
Governance	3.4%	2.5%	3.3%	9.1%
Regional integration	0.0%	1.7%	6.5%	8.2%
Foreign direct investment	1.7%	0.8%	4.9%	7.4%
Domestic private sector development	0.0%	2.5%	4.9%	7.4%
Basic infrastructure	0.0%	3.3%	3.3%	6.6%
Public financial management	1.7%	1.7%	2.4%	5.8%
Transport	0.0%	3.3%	2.4%	5.8%
Water and sanitation	0.0%	2.5%	2.4%	4.9%
Job creation/employment	0.0%	2.5%	2.4%	4.9%
Social protection	0.0%	1.7%	2.4%	4.1%
Public sector reform	0.8%	0.0%	3.3%	4.1%
Urban development	0.0%	1.7%	1.6%	3.3%
Food security	0.8%	0.8%	0.8%	2.5%
Crime and violence	0.0%	0.0%	2.4%	2.4%
Trade and exports	0.0%	1.7%	0.0%	1.7%
Gender	0.0%	0.8%	0.8%	1.6%
Climate change	0.0%	0.8%	0.8%	1.6%
Information and communications technology	0.0%	0.0%	1.6%	1.6%
Equality of opportunity	0.0%	0.0%	0.8%	0.8%
Natural resource management	0.0%	0.0%	0.8%	0.8%
Global integration	0.0%	0.0%	0.8%	0.8%
Monitoring and evaluation	0.0%	0.0%	0.0%	0.0%
Financial markets	0.0%	0.0%	0.0%	0.0%
Environmental sustainability	0.0%	0.0%	0.0%	0.0%
Regulatory framework	0.0%	0.0%	0.0%	0.0%
Communicable/non-communicable diseases	0.0%	0.0%	0.0%	0.0%
Disaster management	0.0%	0.0%	0.0%	0.0%

A. General Issues facing Sao Tome and Principe (continued)

3. Poverty reduction is a broad term that encompasses work in many different areas. Which THREE areas of development listed below do you believe would contribute most to reducing poverty in Sao Tome and Principe? (Choose no more than THREE)	Percentage of Respondents (Responses Combined; N=124)
Economic growth	46.8%
Education	38.7%
Water and sanitation	25.0%
Rural development	22.6%
Agricultural development	16.9%
Job creation/employment	13.7%
Governance	12.9%
Energy	11.3%
Political stability	10.5%
Anti corruption	9.7%
Health	9.7%
Food security	9.7%
Oil sector development	8.9%
Basic infrastructure	8.1%
Equality of opportunity	7.3%
Social protection	5.6%
Law and justice	5.6%
Domestic private sector development	5.6%
Transport	4.8%
Public sector reform	4.0%
Trade and exports	3.2%
Crime and violence	2.4%
Information and communications technology	2.4%
Foreign direct investment	2.4%
Natural resource management	2.4%
Public financial management	2.4%
Regional integration	1.6%
Climate change	0.8%
Disaster management	0.8%
Gender	0.8%
Urban development	0.8%
Communicable/non-communicable diseases	0.8%
Global integration	0.8%
Regulatory framework	0.0%
Monitoring and evaluation	0.0%
Environmental sustainability	0.0%
Financial markets	0.0%

A. General Issues facing Sao Tome and Principe (continued)

4. Economic growth can be driven by a number of factors. Which THREE areas below do you believe would contribute most to generating economic growth in Sao Tome and Principe? (Choose no more than THREE)	Percentage of Respondents (Responses Combined; N=125)
Energy	36.0%
Foreign direct investment	28.8%
Education	25.6%
Agricultural development	22.4%
Anti corruption	19.2%
Trade and exports	16.8%
Rural development	15.2%
Oil sector development	13.6%
Domestic private sector development	12.8%
Political stability	12.8%
Governance	12.0%
Job creation/employment	10.4%
Health	10.4%
Public sector reform	8.0%
Transport	8.0%
Public financial management	7.2%
Information and communications technology	6.4%
Food security	4.8%
Basic infrastructure	4.8%
Law and justice	4.8%
Equality of opportunity	4.0%
Urban development	2.4%
Regional integration	2.4%
Natural resource management	2.4%
Water and sanitation	1.6%
Financial markets	1.6%
Social protection	0.8%
Global integration	0.8%
Environmental sustainability	0.8%
Climate change	0.0%
Disaster management	0.0%
Regulatory framework	0.0%
Communicable/non-communicable diseases	0.0%
Monitoring and evaluation	0.0%
Gender	0.0%
Crime and violence	0.0%

B. Overall Attitudes toward the World Bank

Familiarity	N	Mean	SD
1. How familiar are you with the work of the World Bank in Sao Tome and Principe, on a ten-point scale? <i>(1-Not familiar at all, 10-Extremely familiar)</i>	121	4.80	2.63

Overall Effectiveness	N	Mean	SD
2. Overall, please rate your impression of the World Bank's effectiveness in Sao Tome and Principe, on a ten-point scale. <i>(1-Not effective at all, 10-Very effective)</i>	110	5.33	2.59

Staff Preparedness	N	Mean	SD
3. To what extent do you believe the World Bank's staff is well prepared (e.g., skills and knowledge) to help Sao Tome and Principe solve its most complicated development challenges, on a ten-point scale? <i>(1-To no degree at all, 10-To a very significant degree)</i>	91	6.46	2.64

B. Overall Attitudes toward the World Bank (continued)

4. When thinking about how the World Bank can have the most impact on development results in Sao Tome and Principe, in which sectoral areas do you believe the World Bank should focus most of its attention and resources in STP? (Choose no more than THREE)	Percentage of Respondents (Responses Combined; N=125)
Education	54.4%
Energy	26.4%
Poverty reduction	22.4%
Agricultural development	22.4%
Rural development	20.0%
Health	19.2%
Economic growth	16.0%
Anti corruption	11.2%
Governance	10.4%
Water and sanitation	10.4%
Domestic private sector development	8.8%
Job creation/employment	8.8%
Public sector reform	8.0%
Oil sector development	7.2%
Law and justice	7.2%
Transport	6.4%
Food security	4.8%
Trade and exports	4.8%
Social protection	4.0%
Public financial management	4.0%
Basic infrastructure	4.0%
Foreign direct investment	3.2%
Information and communications technology	3.2%
Monitoring and evaluation	2.4%
Financial markets	1.6%
Environmental sustainability	1.6%
Global integration	1.6%
Natural resource management	1.6%
Gender	0.8%
Climate change	0.8%
Regional integration	0.0%
Crime and violence	0.0%
Urban development	0.0%
Equality of opportunity	0.0%
Regulatory framework	0.0%
Communicable/non-communicable diseases	0.0%
Disaster management	0.0%

B. Overall Attitudes toward the World Bank (continued)

5. When thinking about the World Bank's role, which activity do you believe is of greatest VALUE and which activity is of second greatest value in Sao Tome and Principe?	Percentage of Respondents (N=124)		
	Greatest Value	2 nd Greatest Value	Combined
Financial resources	50.0%	8.9%	58.9%
Technical assistance	9.8%	23.4%	33.2%
Training/capacity building	7.4%	19.4%	26.7%
Mobilizing third party financial resources	14.8%	10.5%	25.2%
Knowledge sharing	9.0%	8.9%	17.9%
Donor coordination	3.3%	11.3%	14.6%
Forging partnerships	2.5%	6.5%	8.9%
Studies/analyses	0.8%	4.8%	5.7%
Policy advice	0.8%	1.6%	2.4%
Data	0.0%	2.4%	2.4%
Other	1.6%	0.0%	1.6%
Linkage to non-Bank expertise	0.0%	1.6%	1.6%
Convening/facilitating	0.0%	0.8%	0.8%

6. Which of the following do you identify as the World Bank's greatest WEAKNESSES in its work in STP? (Choose no more than TWO)	Percentage of Respondents (Responses Combined; N=117)
Imposing technocratic solutions without regard to political realities	33.3%
Not adequately sensitive to political/social realities in STP	21.4%
Too bureaucratic in its operational policies and procedures	20.5%
Lack of physical presence/office in STP	19.7%
Too influenced by developed countries	17.9%
Not aligned with country priorities	14.5%
Not willing to honestly criticize policies and reform efforts in the country	12.8%
World Bank processes too slow and complex	12.8%
Not enough public disclosure of its work	10.3%
Arrogant in its approach	8.5%
Not collaborating enough with non-state actors	7.7%
Not exploring alternative policy options	6.8%
Staff too inaccessible	4.3%
Not client focused	2.6%
Not aligned with other donors' work	1.7%
The credibility of its knowledge/data	0.9%
Other	0.0%

7. Which World Bank instruments do you believe are the MOST effective in reducing poverty in STP? (Choose no more than TWO)	Percentage of Respondents (Responses Combined; N=124)
Investment lending	57.3%
Capacity development	46.8%
Policy based lending/ budget support to the Government	28.2%
Technical assistance	28.2%
Knowledge products/services	7.3%
Don't know	7.3%
Trust Fund management	6.5%
Other	1.6%

B. Overall Attitudes toward the World Bank (continued)

8. Which World Bank instruments do you believe are LEAST effective in helping to reduce poverty in STP? (Choose no more than TWO)	Percentage of Respondents (Responses Combined; N=123)
Policy based lending/ budget support to the Government	36.6%
Technical assistance	30.9%
Knowledge products/services	25.2%
Investment lending	21.1%
Trust Fund management	21.1%
Don't know	18.7%
Capacity development	13.8%
Other	0.8%

Global Development Agenda	N	Mean	SD
9. To what extent do you believe the World Bank SHOULD seek to influence the global development agenda as related to "global public goods" (e.g., climate change, communicable diseases, international financial systems, trade, etc.), on a ten point scale? (1-To no degree at all, 10-To a very significant degree)	101	7.68	2.03

10. In addition to the regular relations with the national government as its main interlocutor, which TWO of the following groups should the World Bank collaborate with more in your country to ensure better development results there? (Choose no more than TWO)	Percentage of Respondents (Responses Combined; N=124)
NGOs	49.2%
Local Government	44.4%
Private sector	36.3%
Beneficiaries	16.9%
Community Based Organizations (CBOs)	13.7%
Academia/think tanks/research institutes	10.5%
Parliament	8.1%
Donor community	7.3%
Foundations	2.4%
Media	2.4%
Faith based organizations	2.4%
Other	2.4%

To what extent do you agree with the following statements about the World Bank's work in Sao Tome and Principe, on a ten point scale? (1-Strongly disagree, 10-Strongly agree)	Level of Agreement		
	N	Mean	SD
11. Overall the World Bank currently plays a relevant role in development in Sao Tome and Principe	104	6.68	2.39
12. The World Bank's work is aligned with what I consider the development priorities for this country	94	5.57	2.28
13. The World Bank supports programs and strategies that are realistic for Sao Tome and Principe	99	5.44	2.44
14. The World Bank treats clients and stakeholders in Sao Tome and Principe with respect	83	6.45	2.33

B. Overall Attitudes toward the World Bank (continued)

To what extent is the World Bank an effective development partner in Sao Tome and Principe in terms of each of the following? (1-To no degree at all, 10-To a very significant degree)	Degree		
	N	Mean	SD
15. Responsiveness	88	5.38	2.22
16. Flexibility (in terms of the institution's products and services)	75	4.87	2.15
17. Flexibility (in terms of changing country circumstances)	78	5.10	2.23
18. Being inclusive	71	4.90	2.19
19. Openness (sharing data and other information)	79	5.58	2.48
20. Staff accessibility	85	4.67	2.42
21. Straightforwardness and honesty	79	5.62	2.68
22. Collaboration with groups outside of the Government	84	4.68	2.64
23. Collaboration with the Government	96	7.59	2.15
24. Collaboration with other donors	72	6.68	2.26
25. Follow through over time	77	6.82	2.36

26. When World Bank assisted reform efforts fail or are slow to take place, which of the following would you attribute this to? (Choose no more than TWO)	Percentage of Respondents (Responses Combined; N=121)
There is not an adequate level of citizen/civil society participation	33.9%
The Government works inefficiently	32.2%
The World Bank is not sensitive enough to political/social realities on the ground	30.6%
Reforms are not well thought out in light of country challenges	24.0%
The World Bank works too slowly	19.0%
Political pressures and obstacles	19.0%
The World Bank does not do adequate follow through/follow-up	9.9%
Poor donor coordination	9.1%
Lack of/inadequate levels of capacity in Government	9.1%
Other	1.7%

C. World Bank Effectiveness and Results

How effective do you believe the World Bank is in terms of the work it does in the following areas of development in Sao Tome and Principe, on a ten point scale? (1-Not effective at all, 10-Very effective)	Effectiveness		
	N	Mean	SD
1. Anti corruption	90	3.80	2.68
2. Information and communications technology	82	5.10	2.29
3. Transport	88	4.50	2.53
4. Crime and violence	77	3.04	1.96
5. Law and justice	88	3.17	2.07
6. Urban development	88	4.00	2.35
7. Environmental sustainability	89	5.30	2.52
8. Regulatory framework	68	4.59	2.23
9. Basic infrastructure	84	4.25	2.53
10. Communicable/non-communicable disease	89	5.56	2.56
11. Poverty reduction	97	5.37	2.46
12. Gender	86	5.50	2.44
13. Domestic private sector development	82	3.55	2.23
14. Foreign direct investment	79	5.00	2.64
15. Water and sanitation	94	5.50	2.62
16. Trade and exports	72	4.10	2.16
17. Economic growth	85	5.18	2.58
18. Energy	86	4.44	2.32
19. Disaster management	71	3.38	2.39
20. Monitoring and evaluation	79	5.51	2.73
21. Public financial management	88	6.07	2.52
22. Job creation/employment	87	3.39	2.20
23. Financial markets	74	4.54	2.73
24. Equality of opportunity	81	4.07	2.60
25. Health	93	5.27	2.63
26. Rural development	93	4.31	2.46
27. Global integration	69	4.01	2.36
28. Governance	81	4.85	2.67
29. Food security	91	5.15	2.53
30. Education	96	6.03	2.52
31. Social protection	82	3.60	2.45
32. Climate change	85	5.26	2.61
33. Public sector reform	86	5.08	2.48
34. Regional integration	75	3.97	2.48
35. Agricultural development	87	4.71	2.47
36. Natural resource management	70	4.70	2.60
37. Oil sector development	70	4.24	2.66

C. World Bank Effectiveness and Results (continued)

Achieving Development Results	N	Mean	SD
38. To what extent does the World Bank's work help achieve development results in Sao Tome and Principe, on a ten point scale? (1-To no degree at all, 10-To a very significant degree)	104	6.12	2.44

To what extent do you agree with the following statements about the World Bank in Sao Tome and Principe, on a ten point scale? (1-Strongly disagree, 10-Strongly agree)	N	Mean	SD
39. The World Bank's financial instruments (i.e., investment lending, Development Policy Loan, Trust Funds, Program 4 Result, etc.) meet the needs of Sao Tome and Principe	103	5.32	2.65
40. The World Bank meets Sao Tome and Principe's needs for knowledge services (e.g., research analysis, technical assistance)	100	5.43	2.62

D. The World Bank's Knowledge

1. How frequently do you consult World Bank knowledge and research (e.g., data, analysis, reports) in the work you do?	Percentage of Respondents (N=122)
Weekly	0.8%
Monthly	11.5%
A few times a year	48.4%
Rarely	24.6%
Never	14.8%

D. The World Bank's Knowledge (continued)

2. When thinking about the development challenges in Sao Tome and Principe, where do you believe it would be most valuable for the World Bank to focus its research and knowledge efforts in the next few years? (Choose no more than THREE)	Percentage of Respondents (Responses Combined; N=123)
Education	44.7%
Economic growth	25.2%
Energy	22.8%
Public sector reform	22.0%
Poverty reduction	20.3%
Health	17.1%
Domestic private sector development	14.6%
Water and sanitation	13.8%
Agricultural development	13.8%
Governance	13.0%
Law and justice	10.6%
Oil sector development	8.9%
Foreign direct investment	8.9%
Anti corruption	8.9%
Basic infrastructure	7.3%
Information and communications technology	5.7%
Job creation/employment	5.7%
Food security	4.9%
Natural resource management	4.1%
Trade and exports	3.3%
Public financial management	3.3%
Rural development	3.3%
Gender	2.4%
Social protection	2.4%
Climate change	2.4%
Crime and violence	1.6%
Regional integration	1.6%
Transport	1.6%
Monitoring and evaluation	0.8%
Financial markets	0.8%
Equality of opportunity	0.8%
Urban development	0.8%
Communicable/non-communicable diseases	0.8%
Disaster management	0.0%
Global integration	0.0%
Environmental sustainability	0.0%
Regulatory framework	0.0%

D. The World Bank's Knowledge (continued)

How effective do you believe the World Bank's knowledge and research are at... in Sao Tome and Principe? (1-Not effective at all, 10-Very effective)	Level of Effectiveness		
	N	Mean	SD
3. Raising your awareness of the particular topic	63	4.89	2.27
4. Stimulating public debate/dialogue	79	5.04	2.55
5. Enhancing your knowledge and/or skills	84	5.70	2.45
6. Contributing to good policy making	91	6.16	2.44
7. Providing support for program implementation	85	6.49	2.24

To what extent do you believe that the World Bank's knowledge and research... in Sao Tome and Principe? (1-To no degree at all, 10-To a very significant degree)	Degree		
	N	Mean	SD
8. Are timely	76	5.55	2.52
9. Include appropriate level of stakeholder involvement during preparation	75	4.87	2.18
10. Are relevant to STP's development priorities	86	5.99	2.41
11. Provide feasible recommendations	79	5.99	2.30
12. Are accessible (well written and easy to understand)	81	5.43	2.27
13. A source of relevant information on global good practices	80	5.98	2.16
14. Are adequately disseminated	86	4.53	2.48
15. Are appropriately translated	78	4.99	2.49
16. Are adaptable to STP's specific development challenges and circumstances	86	5.19	2.47

Overall Evaluations	N	Mean	SD
17. Overall, how significant a contribution do you believe the World Bank's knowledge and research make to development results in your country, on a ten point scale? (1-Not significant at all, 10-Very significant)	103	6.36	2.55
18. Overall, how would you rate the technical quality of the World Bank's knowledge/ research, on a ten point scale? (1-Very low technical quality, 10-Very high technical quality)	100	6.60	2.27
19. Overall, how effective is the World Bank at providing linkage to non-Bank expertise (i.e., South-South knowledge sharing, etc.)? (1-Not effective at all, 10-Very effective)	104	6.13	2.60

E. Working with the World Bank

To what extent do you agree/disagree with the following statements, on a ten point scale? (1-Strongly disagree, 10-Strongly agree)	Level of Agreement		
	N	Mean	SD
1. The World Bank disburses funds promptly	95	4.34	2.73
2. The World Bank effectively monitors and evaluates the projects and programs it supports	103	6.33	2.69
3. The World Bank's approvals and reviews are done in a timely fashion	93	5.23	2.61
4. The World Bank's "Safeguard Policy" requirements are reasonable	88	5.30	2.59
5. The World Bank imposes reasonable conditions on its lending	98	4.82	2.91
6. Working with the World Bank increases Sao Tome and Principe's institutional capacity	105	5.93	2.79
7. The World Bank ensures consistency and continuity through staff changes	81	5.16	2.48
8. The World Bank's teams and visits are well coordinated	90	6.38	2.67
9. Where country systems are adequate, the World Bank makes appropriate use of them	71	5.75	2.56
10. The World Bank provides effective implementation support	94	6.00	2.81

F. The Future Role of the World Bank in Sao Tome and Principe

The Bank's Role	N	Mean	SD
1. How significant a role do you believe the Bank SHOULD play in Sao Tome and Principe's development in the near future, on a ten point scale? (1-Not a significant role at all, 10-Very significant role)	115	7.81	2.15

2. Which of the following SHOULD the World Bank do to make itself of greater value in Sao Tome and Principe? (Choose no more than TWO)	Percentage of Respondents (Responses Combined; N=122)
Reduce the complexity of obtaining World Bank financing	51.6%
Improve the quality of its experts as related to STP's specific challenges	33.6%
Improve the competitiveness of its financing compared to markets	24.6%
Work faster	21.3%
Provide more adequate data/knowledge/statistics/figures on STP's economy	12.3%
Offer more innovative financial products	11.5%
Increase availability of Fee-Based services	9.8%
Offer more innovative knowledge services	9.0%
Focus primarily on advocacy issues	7.4%
Ensure greater selectivity in its work	5.7%
Other	4.1%

G. Communication and Information Sharing

1. Where do you get most of your information about economic and social development issues in Sao Tome and Principe? (Choose no more than TWO)	Percentage of Respondents (Responses Combined; N=121)
Local television	45.5%
Local radio	32.2%
Internet	31.4%
Local newspapers	22.3%
Periodicals	14.0%
International television	13.2%
World Bank website	13.2%
International radio	12.4%
International newspapers	6.6%
Other	5.0%
Social media (Facebook, Twitter, Youtube)	0.0%
Blogs	0.0%
Mobile phones	0.0%
Instant messaging	0.0%

2. How would you prefer to receive information from the World Bank? (Choose no more than TWO)	Percentage of Respondents (Responses Combined; N=121)
World Bank seminars/workshops/conferences	40.5%
World Bank website	38.8%
World Bank publications and other written materials	38.8%
Direct contact with World Bank (i.e., face to face meetings/discussions)	33.9%
World Bank Public Information Center	11.6%
e-Newsletters	7.4%
Mobile phones	5.0%
Social media (Facebook, Twitter, Youtube)	5.0%
Instant messaging	4.1%
Other	1.7%
Blogs	0.0%

3. Are you aware of the World Bank's Access to Information Policy under which the Bank will now disclose any information in its possession that is not a list of exceptions?	Percentage of Respondents (N=102)
Yes	32.4%
No	67.6%

4. Have you requested information from the World Bank on its activities in the past year?	Percentage of Respondents (N=106)
Yes	12.3%
No	87.7%

5. Were you able to obtain this information?	Percentage of Respondents (N=12)
Yes	66.7%
No	33.3%

G. Communication and Information Sharing (continued)

6. Do you have access to the Internet?	Percentage of Respondents (N=110)
Yes	84.5%
No	15.5%

7. Do you use/have used the World Bank website?	Percentage of Respondents (N=110)
Yes	46.4%
No	53.6%

8. Which do you primarily use?	Percentage of Respondents (N=56)
The World Bank's country website	46.4%
The World Bank's main website	53.6%

Please rate how much you agree with the following statements, on a ten point scale. (1-Strongly disagree, 10-Strongly agree)	Level of Agreement		
	N	Mean	SD
9. I use more data from the World Bank as a result of the organization's Open Data policy	73	4.81	2.57
10. I find the World Bank websites easy to navigate	73	5.04	2.58
11. I find the information on the World Bank's websites useful	67	6.27	2.63
12. When I need information from the World Bank I know how to find it	73	5.19	2.98
13. The World Bank is responsive to my information requests and inquiries	52	3.94	2.56

H. Background Information

1. Which of the following best describes your current position? (Please mark only ONE response)	Percentage of Respondents (N=117)
Employee of a Ministry, Ministerial Department or Implementation Agency	41.9%
NGO	9.4%
Office of Parliamentarian	5.1%
Community Based Organization	5.1%
Local Government office or staff	4.3%
Private sector organization	4.3%
Independent Government Institution	4.3%
Office of the President, Prime Minister	3.4%
Financial sector/Private bank	3.4%
Media	3.4%
Faith-based group	3.4%
Academia/Research institute/Think tank	2.6%
Other	2.6%
Bilateral agency	1.7%
Multilateral agency	1.7%
Trade Union	1.7%
Project Management Unit (PMU)	0.9%
Private foundation	0.9%

H. Background Information (continued)

2. Please identify the primary specialization of your work. (Please mark only ONE response)	Percentage of Respondents (N=120)
Agricultural development	19.2%
Education	10.0%
Other	8.3%
Governance	5.8%
Economic growth	5.0%
Information and communications technology	5.0%
Anti corruption	4.2%
Regulatory framework	4.2%
Financial markets	3.3%
Health	3.3%
Social protection	3.3%
Basic infrastructure	2.5%
Domestic private sector development	2.5%
Energy	2.5%
Natural resource management	2.5%
Public financial management	2.5%
Rural development	2.5%
Food security	1.7%
Trade and exports	1.7%
Transport	1.7%
Urban development	1.7%
Climate change	0.8%
Crime and violence	0.8%
Environmental sustainability	0.8%
Equality of opportunity	0.8%
Law and justice	0.8%
Monitoring and evaluation	0.8%
Poverty reduction	0.8%
Public sector reform	0.8%

H. Background Information (continued)

3. Currently, do you professionally collaborate/work with the World Bank in your country?	Percentage of Respondents (N=117)
Yes	26.5%
No	73.5%

4. Which of the following describes most of your exposure to the World Bank in Sao Tome and Principe? (Choose no more than TWO)	Percentage of Respondents (N=100)
Observer (i.e., follow in media, discuss in informal conversations, etc.)	42.0%
Collaborate as part of my professional duties	38.0%
Use World Bank website for information, data, research, etc.	28.0%
Use World Bank reports/data	23.0%
Engage in World Bank related/sponsored events/activities	22.0%

5. Which best represents your geographic location?	Percentage of Respondents (N=115)
Sao Tome	98.3%
Principe	1.7%

Appendix B: Responses to All Questions by Stakeholder Groups

A. General Issues facing Sao Tome and Principe

In general, would you say that Sao Tome and Principe is headed in...?

Percentage of Respondents	Office of President/ Prime Minister	Office of Parliamentarian	Employee of Ministry/ Ministerial Dep/ Implementation Agency	Local Govt.	Bilateral/ Multilateral Agency	Private sector/ Financial sector/ Private bank	CSO	Media	Independent Government Institution	Academia/ Research institute/ Think tank	Other
The right direction	25.0%	33.3%	22.4%	20.0%	25.0%	22.2%	33.3%	25.0%	80.0%	33.3%	0.0%
The wrong direction	25.0%	33.3%	18.4%	40.0%	75.0%	44.4%	8.3%	50.0%	0.0%	66.7%	50.0%
Not sure	50.0%	33.3%	59.2%	40.0%	0.0%	33.3%	58.3%	25.0%	20.0%	0.0%	50.0%

When considering development priorities, which ONE development priority below is the most important in STP? Which ONE is the second most important priority? Which ONE is the third most important priority?

1 st Most Important Percentage of Respondents	Office of President/ Prime Minister	Office of Parliamentarian	Employee of Ministry/ Ministerial Dep/ Implementation Agency	Local Govt.	Bilateral/ Multilateral Agency	Private sector/ Financial sector/ Private bank	CSO	Media	Independent Government Institution	Academia/ Research institute/ Think tank	Other
Rural development	0.0%	0.0%	15.2%	0.0%	25.0%	33.3%	41.7%	0.0%	0.0%	0.0%	33.3%
Education	75.0%	33.3%	32.6%	60.0%	25.0%	22.2%	33.3%	66.7%	60.0%	0.0%	33.3%
Social protection	0.0%	0.0%	0.0%	0.0%	0.0%	0.0%	0.0%	0.0%	0.0%	0.0%	0.0%
Transport	0.0%	0.0%	0.0%	0.0%	0.0%	0.0%	0.0%	0.0%	0.0%	0.0%	0.0%
Oil sector development	0.0%	0.0%	2.2%	0.0%	0.0%	11.1%	0.0%	0.0%	0.0%	0.0%	0.0%
Poverty reduction	0.0%	0.0%	2.2%	0.0%	0.0%	0.0%	16.7%	0.0%	0.0%	0.0%	0.0%
Political stability*	0.0%	50.0%	8.7%	0.0%	25.0%	0.0%	0.0%	0.0%	0.0%	0.0%	0.0%
Public sector reform	0.0%	0.0%	2.2%	0.0%	0.0%	0.0%	0.0%	0.0%	0.0%	0.0%	0.0%
Regional integration	0.0%	0.0%	0.0%	0.0%	0.0%	0.0%	0.0%	0.0%	0.0%	0.0%	0.0%
Gender	0.0%	0.0%	0.0%	0.0%	0.0%	0.0%	0.0%	0.0%	0.0%	0.0%	0.0%
Domestic private sector development	0.0%	0.0%	0.0%	0.0%	0.0%	0.0%	0.0%	0.0%	0.0%	0.0%	0.0%
Foreign direct investment*	0.0%	0.0%	0.0%	0.0%	0.0%	11.1%	0.0%	0.0%	0.0%	0.0%	33.3%
Water and sanitation	0.0%	0.0%	0.0%	0.0%	0.0%	0.0%	0.0%	0.0%	0.0%	0.0%	0.0%
Anti-corruption	25.0%	0.0%	2.2%	20.0%	0.0%	0.0%	0.0%	0.0%	20.0%	0.0%	0.0%
Monitoring and evaluation	0.0%	0.0%	0.0%	0.0%	0.0%	0.0%	0.0%	0.0%	0.0%	0.0%	0.0%
Public financial management	0.0%	0.0%	4.3%	0.0%	0.0%	0.0%	0.0%	0.0%	0.0%	0.0%	0.0%
Job creation/employment	0.0%	0.0%	0.0%	0.0%	0.0%	0.0%	0.0%	0.0%	0.0%	0.0%	0.0%
Governance	0.0%	0.0%	6.5%	0.0%	0.0%	11.1%	0.0%	0.0%	0.0%	0.0%	0.0%
Financial markets	0.0%	0.0%	0.0%	0.0%	0.0%	0.0%	0.0%	0.0%	0.0%	0.0%	0.0%
Urban development	0.0%	0.0%	0.0%	0.0%	0.0%	0.0%	0.0%	0.0%	0.0%	0.0%	0.0%
Environmental sustainability	0.0%	0.0%	0.0%	0.0%	0.0%	0.0%	0.0%	0.0%	0.0%	0.0%	0.0%
Equality of opportunity	0.0%	0.0%	0.0%	0.0%	0.0%	0.0%	0.0%	0.0%	0.0%	0.0%	0.0%
Health	0.0%	0.0%	8.7%	0.0%	0.0%	0.0%	0.0%	0.0%	0.0%	0.0%	0.0%
Energy	0.0%	0.0%	4.3%	0.0%	0.0%	0.0%	4.2%	33.3%	0.0%	50.0%	0.0%
Food security	0.0%	0.0%	0.0%	0.0%	0.0%	11.1%	0.0%	0.0%	0.0%	0.0%	0.0%
Climate change	0.0%	0.0%	0.0%	0.0%	0.0%	0.0%	0.0%	0.0%	0.0%	0.0%	0.0%
Agricultural development	0.0%	16.7%	2.2%	0.0%	0.0%	0.0%	4.2%	0.0%	0.0%	50.0%	0.0%
Trade and exports	0.0%	0.0%	0.0%	0.0%	0.0%	0.0%	0.0%	0.0%	0.0%	0.0%	0.0%
Crime and violence	0.0%	0.0%	0.0%	0.0%	0.0%	0.0%	0.0%	0.0%	0.0%	0.0%	0.0%
Economic growth	0.0%	0.0%	6.5%	20.0%	0.0%	0.0%	0.0%	0.0%	20.0%	0.0%	0.0%
Law and justice	0.0%	0.0%	2.2%	0.0%	25.0%	0.0%	0.0%	0.0%	0.0%	0.0%	0.0%
Regulatory framework	0.0%	0.0%	0.0%	0.0%	0.0%	0.0%	0.0%	0.0%	0.0%	0.0%	0.0%
Communicable/non-communicable diseases	0.0%	0.0%	0.0%	0.0%	0.0%	0.0%	0.0%	0.0%	0.0%	0.0%	0.0%
Basic infrastructure	0.0%	0.0%	0.0%	0.0%	0.0%	0.0%	0.0%	0.0%	0.0%	0.0%	0.0%
Natural resource management	0.0%	0.0%	0.0%	0.0%	0.0%	0.0%	0.0%	0.0%	0.0%	0.0%	0.0%
Global integration	0.0%	0.0%	0.0%	0.0%	0.0%	0.0%	0.0%	0.0%	0.0%	0.0%	0.0%
Disaster management	0.0%	0.0%	0.0%	0.0%	0.0%	0.0%	0.0%	0.0%	0.0%	0.0%	0.0%
Information and communications technology	0.0%	0.0%	0.0%	0.0%	0.0%	0.0%	0.0%	0.0%	0.0%	0.0%	0.0%

*Significantly different between stakeholder groups

A. General Issues facing Sao Tome and Principe (continued)

When considering development priorities, which ONE development priority below is the most important in STP? Which ONE is the second most important priority? Which ONE is the third most important priority?

2 nd Most Important	Office of President/ Prime Minister	Office of Parliamentarian	Employee of Ministry/ Ministerial Dep/ Implementation Agency	Local Govt.	Bilateral/ Multilateral Agency	Private sector/ Financial sector/ Private bank	CSO	Media	Independent Government Institution	Academia/ Research institute/ Think tank	Other
Percentage of Respondents											
Rural development	0.0%	16.7%	10.9%	0.0%	0.0%	0.0%	8.3%	0.0%	20.0%	0.0%	0.0%
Education	25.0%	16.7%	13.0%	0.0%	25.0%	33.3%	4.2%	0.0%	0.0%	0.0%	0.0%
Social protection	0.0%	0.0%	2.2%	0.0%	0.0%	11.1%	0.0%	0.0%	0.0%	0.0%	0.0%
Transport	0.0%	0.0%	4.3%	20.0%	0.0%	0.0%	0.0%	0.0%	0.0%	0.0%	33.3%
Oil sector development	0.0%	0.0%	4.3%	0.0%	0.0%	22.2%	12.5%	33.3%	0.0%	0.0%	33.3%
Poverty reduction	0.0%	0.0%	13.0%	20.0%	0.0%	0.0%	8.3%	0.0%	0.0%	0.0%	0.0%
Political stability	25.0%	0.0%	8.7%	0.0%	0.0%	0.0%	8.3%	33.3%	20.0%	0.0%	0.0%
Public sector reform	0.0%	0.0%	0.0%	0.0%	0.0%	0.0%	0.0%	0.0%	0.0%	0.0%	0.0%
Regional integration	0.0%	0.0%	0.0%	0.0%	0.0%	0.0%	8.3%	0.0%	0.0%	0.0%	0.0%
Gender	0.0%	0.0%	2.2%	0.0%	0.0%	0.0%	0.0%	0.0%	0.0%	0.0%	0.0%
Domestic private sector development	25.0%	0.0%	2.2%	0.0%	0.0%	0.0%	4.2%	0.0%	0.0%	0.0%	0.0%
Foreign direct investment*	0.0%	0.0%	0.0%	20.0%	0.0%	0.0%	0.0%	0.0%	0.0%	0.0%	0.0%
Water and sanitation	0.0%	16.7%	2.2%	0.0%	0.0%	0.0%	0.0%	0.0%	0.0%	0.0%	0.0%
Anti-corruption	0.0%	0.0%	4.3%	0.0%	0.0%	0.0%	4.2%	0.0%	0.0%	0.0%	0.0%
Monitoring and evaluation	0.0%	0.0%	0.0%	0.0%	0.0%	0.0%	0.0%	0.0%	0.0%	0.0%	0.0%
Public financial management	0.0%	0.0%	2.2%	0.0%	0.0%	0.0%	4.2%	0.0%	0.0%	0.0%	0.0%
Job creation/employment	0.0%	0.0%	0.0%	0.0%	0.0%	0.0%	8.3%	0.0%	0.0%	33.3%	0.0%
Governance	0.0%	0.0%	2.2%	0.0%	0.0%	0.0%	0.0%	0.0%	0.0%	0.0%	0.0%
Financial markets	0.0%	0.0%	0.0%	0.0%	0.0%	0.0%	0.0%	0.0%	0.0%	0.0%	0.0%
Urban development	0.0%	0.0%	2.2%	0.0%	0.0%	0.0%	4.2%	0.0%	0.0%	0.0%	0.0%
Environmental sustainability	0.0%	0.0%	0.0%	0.0%	0.0%	0.0%	0.0%	0.0%	0.0%	0.0%	0.0%
Equality of opportunity	0.0%	0.0%	0.0%	0.0%	0.0%	0.0%	0.0%	0.0%	0.0%	0.0%	0.0%
Health	0.0%	0.0%	8.7%	20.0%	0.0%	0.0%	4.2%	0.0%	0.0%	0.0%	0.0%
Energy	25.0%	0.0%	4.3%	0.0%	25.0%	0.0%	4.2%	0.0%	0.0%	0.0%	0.0%
Food security*	0.0%	16.7%	0.0%	0.0%	0.0%	0.0%	0.0%	0.0%	0.0%	0.0%	0.0%
Climate change*	0.0%	0.0%	0.0%	0.0%	0.0%	0.0%	0.0%	33.3%	0.0%	0.0%	0.0%
Agricultural development*	0.0%	33.3%	0.0%	0.0%	25.0%	0.0%	12.5%	0.0%	20.0%	0.0%	0.0%
Trade and exports	0.0%	0.0%	0.0%	0.0%	0.0%	0.0%	4.2%	0.0%	20.0%	0.0%	0.0%
Crime and violence	0.0%	0.0%	0.0%	0.0%	0.0%	0.0%	0.0%	0.0%	0.0%	0.0%	0.0%
Economic growth	0.0%	0.0%	6.5%	20.0%	25.0%	0.0%	0.0%	0.0%	0.0%	33.3%	0.0%
Law and justice	0.0%	0.0%	4.3%	0.0%	0.0%	11.1%	0.0%	0.0%	20.0%	0.0%	33.3%
Regulatory framework	0.0%	0.0%	0.0%	0.0%	0.0%	0.0%	0.0%	0.0%	0.0%	0.0%	0.0%
Communicable/non-communicable diseases	0.0%	0.0%	0.0%	0.0%	0.0%	0.0%	0.0%	0.0%	0.0%	0.0%	0.0%
Basic infrastructure*	0.0%	0.0%	2.2%	0.0%	0.0%	22.2%	0.0%	0.0%	0.0%	33.3%	0.0%
Natural resource management	0.0%	0.0%	0.0%	0.0%	0.0%	0.0%	0.0%	0.0%	0.0%	0.0%	0.0%
Global integration	0.0%	0.0%	0.0%	0.0%	0.0%	0.0%	0.0%	0.0%	0.0%	0.0%	0.0%
Disaster management	0.0%	0.0%	0.0%	0.0%	0.0%	0.0%	0.0%	0.0%	0.0%	0.0%	0.0%
Information and communications technology	0.0%	0.0%	0.0%	0.0%	0.0%	0.0%	0.0%	0.0%	0.0%	0.0%	0.0%

*Significantly different between stakeholder groups

A. General Issues facing Sao Tome and Principe (continued)

When considering development priorities, which ONE development priority below is the most important in STP? Which ONE is the second most important priority? Which ONE is the third most important priority?

3 rd Most Important	Office of President/ Prime Minister	Office of Parliamentarian	Employee of Ministry/ Ministerial Dep/ Implementation Agency	Local Govt.	Bilateral/ Multilateral Agency	Private sector/ Financial sector/ Private bank	CSO	Media	Independent Government Institution	Academia/ Research institute/ Think tank	Other
Percentage of Respondents											
Rural development	0.0%	0.0%	4.2%	20.0%	0.0%	11.1%	4.2%	0.0%	0.0%	0.0%	0.0%
Education	0.0%	0.0%	8.3%	0.0%	0.0%	11.1%	0.0%	0.0%	0.0%	0.0%	0.0%
Social protection	0.0%	16.7%	2.1%	0.0%	0.0%	11.1%	0.0%	0.0%	0.0%	0.0%	0.0%
Transport	25.0%	0.0%	2.1%	0.0%	25.0%	0.0%	0.0%	0.0%	0.0%	0.0%	0.0%
Oil sector development	0.0%	0.0%	8.3%	20.0%	0.0%	0.0%	4.2%	0.0%	0.0%	0.0%	33.3%
Poverty reduction	0.0%	0.0%	10.4%	0.0%	0.0%	11.1%	4.2%	0.0%	20.0%	0.0%	0.0%
Political stability	0.0%	0.0%	4.2%	0.0%	0.0%	0.0%	0.0%	0.0%	0.0%	0.0%	0.0%
Public sector reform	0.0%	0.0%	6.3%	0.0%	25.0%	0.0%	0.0%	0.0%	0.0%	0.0%	0.0%
Regional integration	25.0%	0.0%	6.3%	0.0%	0.0%	11.1%	12.5%	0.0%	0.0%	0.0%	0.0%
Gender	0.0%	0.0%	0.0%	0.0%	0.0%	0.0%	4.2%	0.0%	0.0%	0.0%	0.0%
Domestic private sector development*	0.0%	0.0%	2.1%	20.0%	0.0%	0.0%	4.2%	0.0%	40.0%	0.0%	33.3%
Foreign direct investment	0.0%	16.7%	2.1%	0.0%	0.0%	0.0%	0.0%	25.0%	20.0%	0.0%	0.0%
Water and sanitation	0.0%	16.7%	2.1%	0.0%	0.0%	11.1%	0.0%	0.0%	0.0%	0.0%	0.0%
Anti-corruption	0.0%	0.0%	4.2%	0.0%	25.0%	11.1%	0.0%	0.0%	0.0%	0.0%	33.3%
Monitoring and evaluation	0.0%	0.0%	0.0%	0.0%	0.0%	0.0%	0.0%	0.0%	0.0%	0.0%	0.0%
Public financial management	0.0%	0.0%	4.2%	0.0%	0.0%	0.0%	4.2%	0.0%	0.0%	0.0%	0.0%
Job creation/employment	25.0%	0.0%	2.1%	0.0%	0.0%	0.0%	4.2%	0.0%	0.0%	0.0%	0.0%
Governance	0.0%	0.0%	4.2%	0.0%	0.0%	0.0%	4.2%	25.0%	0.0%	0.0%	0.0%
Financial markets	0.0%	0.0%	0.0%	0.0%	0.0%	0.0%	0.0%	0.0%	0.0%	0.0%	0.0%
Urban development	0.0%	0.0%	0.0%	0.0%	0.0%	0.0%	8.3%	0.0%	0.0%	0.0%	0.0%
Environmental sustainability	0.0%	0.0%	0.0%	0.0%	0.0%	0.0%	0.0%	0.0%	0.0%	0.0%	0.0%
Equality of opportunity	0.0%	0.0%	0.0%	0.0%	0.0%	11.1%	0.0%	0.0%	0.0%	0.0%	0.0%
Health	0.0%	16.7%	2.1%	20.0%	25.0%	11.1%	4.2%	0.0%	0.0%	33.3%	0.0%
Energy	0.0%	0.0%	6.3%	0.0%	0.0%	0.0%	4.2%	0.0%	0.0%	0.0%	0.0%
Food security	0.0%	0.0%	0.0%	0.0%	0.0%	0.0%	4.2%	0.0%	0.0%	0.0%	0.0%
Climate change*	0.0%	0.0%	0.0%	0.0%	0.0%	0.0%	0.0%	0.0%	20.0%	0.0%	0.0%
Agricultural development	0.0%	0.0%	2.1%	0.0%	0.0%	0.0%	16.7%	0.0%	0.0%	33.3%	0.0%
Trade and exports	0.0%	0.0%	0.0%	0.0%	0.0%	0.0%	0.0%	0.0%	0.0%	0.0%	0.0%
Crime and violence	0.0%	0.0%	2.1%	0.0%	0.0%	0.0%	0.0%	25.0%	0.0%	0.0%	0.0%
Economic growth	0.0%	0.0%	4.2%	20.0%	0.0%	0.0%	0.0%	0.0%	0.0%	0.0%	0.0%
Law and justice	0.0%	33.3%	4.2%	0.0%	0.0%	0.0%	8.3%	0.0%	0.0%	0.0%	0.0%
Regulatory framework	0.0%	0.0%	0.0%	0.0%	0.0%	0.0%	0.0%	0.0%	0.0%	0.0%	0.0%
Communicable/non-communicable diseases	0.0%	0.0%	0.0%	0.0%	0.0%	0.0%	0.0%	0.0%	0.0%	0.0%	0.0%
Basic infrastructure	25.0%	0.0%	4.2%	0.0%	0.0%	0.0%	4.2%	0.0%	0.0%	0.0%	0.0%
Natural resource management	0.0%	0.0%	0.0%	0.0%	0.0%	0.0%	4.2%	0.0%	0.0%	0.0%	0.0%
Global integration*	0.0%	0.0%	0.0%	0.0%	0.0%	0.0%	0.0%	25.0%	0.0%	0.0%	0.0%
Disaster management	0.0%	0.0%	0.0%	0.0%	0.0%	0.0%	0.0%	0.0%	0.0%	0.0%	0.0%
Information and communications technology*	0.0%	0.0%	2.1%	0.0%	0.0%	0.0%	0.0%	0.0%	0.0%	33.3%	0.0%

*Significantly different between stakeholder groups

A. General Issues facing Sao Tome and Principe (continued)

Poverty reduction is a broad term that encompasses work in many different areas. Which THREE areas of development listed below do you believe would contribute most to reducing poverty in Sao Tome and Principe? (Choose no more than THREE)

Percentage of Respondents (Responses Combined)	Office of President/ Prime Minister	Office of Parliamentarian	Employee of Ministry/ Ministerial Dep/ Implementation Agency	Local Govt.	Bilateral/ Multilateral Agency	Private sector/ Financial sector/ Private bank	CSO	Media	Independent Government Institution	Academia/ Research institute/ Think tank	Other
Water and sanitation	50.0%	40.0%	28.6%	0.0%	25.0%	11.1%	16.7%	50.0%	40.0%	0.0%	25.0%
Equality of opportunity	0.0%	20.0%	4.1%	20.0%	25.0%	11.1%	8.3%	0.0%	0.0%	0.0%	0.0%
Economic growth	50.0%	60.0%	46.9%	60.0%	50.0%	22.2%	50.0%	75.0%	20.0%	66.7%	50.0%
Climate change	0.0%	0.0%	2.0%	0.0%	0.0%	0.0%	0.0%	0.0%	0.0%	0.0%	0.0%
Disaster management	0.0%	0.0%	0.0%	0.0%	0.0%	0.0%	4.2%	0.0%	0.0%	0.0%	0.0%
Regional integration	0.0%	0.0%	2.0%	0.0%	0.0%	11.1%	0.0%	0.0%	0.0%	0.0%	0.0%
Gender*	0.0%	0.0%	0.0%	0.0%	0.0%	0.0%	0.0%	0.0%	20.0%	0.0%	0.0%
Rural development	0.0%	20.0%	24.5%	20.0%	0.0%	11.1%	33.3%	25.0%	0.0%	33.3%	25.0%
Urban development	0.0%	0.0%	2.0%	0.0%	0.0%	0.0%	0.0%	0.0%	0.0%	0.0%	0.0%
Oil sector development	50.0%	0.0%	10.2%	0.0%	0.0%	11.1%	4.2%	25.0%	0.0%	0.0%	0.0%
Education	50.0%	20.0%	28.6%	60.0%	25.0%	44.4%	50.0%	50.0%	80.0%	0.0%	50.0%
Regulatory framework	0.0%	0.0%	0.0%	0.0%	0.0%	0.0%	0.0%	0.0%	0.0%	0.0%	0.0%
Basic infrastructure	0.0%	20.0%	10.2%	0.0%	25.0%	22.2%	0.0%	0.0%	0.0%	0.0%	25.0%
Social protection	0.0%	0.0%	6.1%	20.0%	0.0%	11.1%	0.0%	0.0%	20.0%	0.0%	0.0%
Law and justice	0.0%	0.0%	4.1%	0.0%	25.0%	22.2%	8.3%	0.0%	0.0%	0.0%	0.0%
Transport	0.0%	0.0%	4.1%	0.0%	25.0%	0.0%	4.2%	0.0%	20.0%	0.0%	0.0%
Crime and violence	0.0%	0.0%	0.0%	0.0%	0.0%	0.0%	12.5%	0.0%	0.0%	0.0%	0.0%
Communicable/non-communicable diseases	0.0%	0.0%	2.0%	0.0%	0.0%	0.0%	0.0%	0.0%	0.0%	0.0%	0.0%
Information and communications technology	0.0%	0.0%	4.1%	0.0%	0.0%	0.0%	4.2%	0.0%	0.0%	0.0%	0.0%
Anti corruption	25.0%	0.0%	6.1%	20.0%	0.0%	22.2%	12.5%	0.0%	40.0%	0.0%	0.0%
Domestic private sector development	0.0%	0.0%	8.2%	20.0%	0.0%	0.0%	4.2%	0.0%	0.0%	0.0%	25.0%
Foreign direct investment	0.0%	0.0%	2.0%	0.0%	0.0%	11.1%	4.2%	0.0%	0.0%	0.0%	0.0%
Global integration	0.0%	0.0%	2.0%	0.0%	0.0%	0.0%	0.0%	0.0%	0.0%	0.0%	0.0%
Energy	25.0%	0.0%	16.3%	0.0%	25.0%	0.0%	8.3%	0.0%	0.0%	0.0%	0.0%
Public sector reform	25.0%	0.0%	6.1%	0.0%	0.0%	0.0%	4.2%	0.0%	0.0%	0.0%	0.0%
Monitoring and evaluation	0.0%	0.0%	0.0%	0.0%	0.0%	0.0%	0.0%	0.0%	0.0%	0.0%	0.0%
Governance	0.0%	20.0%	18.4%	40.0%	0.0%	11.1%	0.0%	25.0%	0.0%	0.0%	25.0%
Natural resource management	0.0%	0.0%	4.1%	0.0%	0.0%	0.0%	0.0%	0.0%	0.0%	33.3%	0.0%
Environmental sustainability	0.0%	0.0%	0.0%	0.0%	0.0%	0.0%	0.0%	0.0%	0.0%	0.0%	0.0%
Political stability	0.0%	20.0%	10.2%	0.0%	25.0%	11.1%	8.3%	0.0%	20.0%	33.3%	0.0%
Health	0.0%	0.0%	6.1%	0.0%	25.0%	22.2%	8.3%	0.0%	0.0%	0.0%	0.0%
Public financial management*	0.0%	40.0%	0.0%	0.0%	0.0%	0.0%	4.2%	0.0%	0.0%	0.0%	0.0%
Agricultural development*	0.0%	40.0%	6.1%	20.0%	25.0%	33.3%	20.8%	50.0%	0.0%	66.7%	25.0%
Job creation/employment	25.0%	0.0%	14.3%	20.0%	0.0%	11.1%	16.7%	0.0%	20.0%	0.0%	50.0%
Financial markets	0.0%	0.0%	0.0%	0.0%	0.0%	0.0%	0.0%	0.0%	0.0%	0.0%	0.0%
Trade and exports	0.0%	0.0%	4.1%	0.0%	0.0%	0.0%	4.2%	0.0%	20.0%	0.0%	0.0%
Food security	0.0%	0.0%	16.3%	0.0%	0.0%	0.0%	8.3%	0.0%	0.0%	33.3%	0.0%

*Significantly different between stakeholder groups

A. General Issues facing Sao Tome and Principe (continued)

Economic growth can be driven by a number of factors. Which THREE areas below do you believe would contribute most to generating economic growth in Sao Tome and Principe? (Choose no more than THREE)

Percentage of Respondents (Responses Combined)	Office of President/ Prime Minister	Office of Parliamentarian	Employee of Ministry/ Ministerial Dep/ Implementation Agency	Local Govt.	Bilateral/ Multilateral Agency	Private sector/ Financial sector/ Private bank	CSO	Media	Independent Government Institution	Academia/ Research institute/ Think tank	Other
Energy	25.0%	50.0%	49.0%	0.0%	25.0%	22.2%	16.7%	75.0%	20.0%	33.3%	25.0%
Equality of opportunity	0.0%	0.0%	2.0%	20.0%	0.0%	0.0%	4.2%	0.0%	0.0%	0.0%	25.0%
Social protection*	0.0%	16.7%	0.0%	0.0%	0.0%	0.0%	0.0%	0.0%	0.0%	0.0%	0.0%
Global integration	0.0%	0.0%	0.0%	0.0%	0.0%	0.0%	4.2%	0.0%	0.0%	0.0%	0.0%
Climate change	0.0%	0.0%	0.0%	0.0%	0.0%	0.0%	0.0%	0.0%	0.0%	0.0%	0.0%
Anti corruption	0.0%	16.7%	20.4%	20.0%	0.0%	11.1%	29.2%	0.0%	20.0%	33.3%	25.0%
Disaster management	0.0%	0.0%	0.0%	0.0%	0.0%	0.0%	0.0%	0.0%	0.0%	0.0%	0.0%
Rural development	0.0%	0.0%	14.3%	20.0%	0.0%	33.3%	16.7%	25.0%	0.0%	0.0%	25.0%
Foreign direct investment	25.0%	16.7%	26.5%	40.0%	50.0%	33.3%	16.7%	25.0%	60.0%	66.7%	100.0%
Urban development	0.0%	0.0%	2.0%	0.0%	0.0%	0.0%	8.3%	0.0%	0.0%	0.0%	0.0%
Water and sanitation	0.0%	16.7%	2.0%	0.0%	0.0%	0.0%	0.0%	0.0%	0.0%	0.0%	0.0%
Education	50.0%	33.3%	20.4%	0.0%	50.0%	33.3%	25.0%	25.0%	20.0%	0.0%	0.0%
Information and communications technology	0.0%	16.7%	10.2%	0.0%	0.0%	11.1%	4.2%	0.0%	0.0%	0.0%	0.0%
Regulatory framework	0.0%	0.0%	0.0%	0.0%	0.0%	0.0%	0.0%	0.0%	0.0%	0.0%	0.0%
Communicable/non-communicable diseases	0.0%	0.0%	0.0%	0.0%	0.0%	0.0%	0.0%	0.0%	0.0%	0.0%	0.0%
Trade and exports	50.0%	16.7%	16.3%	40.0%	50.0%	11.1%	16.7%	0.0%	20.0%	0.0%	0.0%
Public sector reform	0.0%	16.7%	8.2%	40.0%	0.0%	0.0%	4.2%	0.0%	20.0%	0.0%	25.0%
Regional integration	0.0%	0.0%	0.0%	0.0%	0.0%	11.1%	4.2%	0.0%	0.0%	0.0%	0.0%
Domestic private sector development	0.0%	0.0%	20.4%	0.0%	50.0%	0.0%	12.5%	0.0%	0.0%	0.0%	25.0%
Job creation/employment	0.0%	16.7%	8.2%	0.0%	0.0%	44.4%	8.3%	0.0%	0.0%	0.0%	25.0%
Agricultural development	0.0%	16.7%	18.4%	0.0%	25.0%	0.0%	41.7%	25.0%	40.0%	33.3%	25.0%
Oil sector development	50.0%	0.0%	14.3%	40.0%	0.0%	22.2%	8.3%	25.0%	0.0%	33.3%	0.0%
Political stability	25.0%	0.0%	14.3%	40.0%	25.0%	0.0%	16.7%	0.0%	0.0%	0.0%	0.0%
Food security	0.0%	16.7%	0.0%	0.0%	0.0%	0.0%	12.5%	0.0%	20.0%	0.0%	0.0%
Governance	0.0%	0.0%	20.4%	0.0%	0.0%	11.1%	8.3%	25.0%	0.0%	0.0%	0.0%
Transport	0.0%	0.0%	2.0%	20.0%	0.0%	11.1%	8.3%	25.0%	40.0%	33.3%	0.0%
Monitoring and evaluation	0.0%	0.0%	0.0%	0.0%	0.0%	0.0%	0.0%	0.0%	0.0%	0.0%	0.0%
Gender	0.0%	0.0%	0.0%	0.0%	0.0%	0.0%	0.0%	0.0%	0.0%	0.0%	0.0%
Natural resource management	0.0%	0.0%	6.1%	0.0%	0.0%	0.0%	0.0%	0.0%	0.0%	0.0%	0.0%
Environmental sustainability	0.0%	0.0%	2.0%	0.0%	0.0%	0.0%	0.0%	0.0%	0.0%	0.0%	0.0%
Health	0.0%	16.7%	4.1%	0.0%	0.0%	33.3%	16.7%	25.0%	0.0%	0.0%	0.0%
Basic infrastructure	25.0%	0.0%	4.1%	0.0%	0.0%	11.1%	0.0%	0.0%	20.0%	0.0%	0.0%
Law and justice	0.0%	0.0%	2.0%	0.0%	25.0%	0.0%	8.3%	25.0%	20.0%	0.0%	0.0%
Crime and violence	0.0%	0.0%	0.0%	0.0%	0.0%	0.0%	0.0%	0.0%	0.0%	0.0%	0.0%
Public financial management*	50.0%	33.3%	8.2%	20.0%	0.0%	0.0%	0.0%	0.0%	0.0%	0.0%	0.0%
Financial markets*	0.0%	0.0%	0.0%	0.0%	0.0%	0.0%	4.2%	0.0%	0.0%	33.3%	0.0%

*Significantly different between stakeholder groups

B. Overall Attitudes toward the World Bank

	Which of the following best describes your current position?																																
	Office of the President, Prime Minister			Office of Parliamentarian			Employee of Ministry/Ministerial Dep/Implementation			Local Government office or staff			Bilateral/Multilateral Agency			Private sector/Financial sector/Private bank			CSO			Media			Independent Government Institution			Academia/Research institute/Think tank			Other		
	N	Mean	SD	N	Mean	SD	N	Mean	SD	N	Mean	SD	N	Mean	SD	N	Mean	SD	N	Mean	SD	N	Mean	SD	N	Mean	SD	N	Mean	SD			
How familiar are you with the work of the World Bank in STP?*	4	5.50	3.87	6	3.17	2.40	48	4.44	2.42	5	5.60	2.30	4	7.50	1.00	8	5.38	2.39	24	3.79	2.81	4	7.50	2.08	5	7.00	2.24	2	9.00	1.41	4	5.00	0.82

(1-Not familiar at all, 10-Extremely familiar); *Significantly different between stakeholder groups

	Which of the following best describes your current position?																																
	Office of the President, Prime Minister			Office of Parliamentarian			Employee of Ministry/Ministerial Dep/Implementation			Local Government office or staff			Bilateral/Multilateral Agency			Private sector/Financial sector/Private bank			CSO			Media			Independent Government Institution			Academia/Research institute/Think tank			Other		
	N	Mean	SD	N	Mean	SD	N	Mean	SD	N	Mean	SD	N	Mean	SD	N	Mean	SD	N	Mean	SD	N	Mean	SD	N	Mean	SD	N	Mean	SD	N	Mean	SD
Overall, please rate your impression of the World Bank's effectiveness in STP.	4	3.50	2.65	5	8.40	1.52	42	4.69	2.25	5	6.40	2.41	4	5.75	1.26	8	4.63	2.13	21	5.86	2.89	4	5.75	3.77	5	5.20	1.30	2	4.00	4.24	4	5.50	3.32

(1-Not effective at all, 10-Very effective)

	Which of the following best describes your current position?																																
	Office of the President, Prime Minister			Office of Parliamentarian			Employee of Ministry/Ministerial Dep/Implementation			Local Government office or staff			Bilateral/Multilateral Agency			Private sector/Financial sector/Private bank			CSO			Media			Independent Government Institution			Academia/Research institute/Think tank			Other		
	N	Mean	SD	N	Mean	SD	N	Mean	SD	N	Mean	SD	N	Mean	SD	N	Mean	SD	N	Mean	SD	N	Mean	SD	N	Mean	SD	N	Mean	SD	N	Mean	SD
To what extent do you believe the World Bank's staff is well prepared to help STP solve its most complicated development challenges?*	4	4.50	3.00	5	8.80	1.30	32	5.91	2.48	4	8.75	1.50	4	6.25	2.87	7	5.57	2.70	17	7.00	2.60	3	8.33	2.89	5	6.40	1.14	2	4.50	4.95	2	3.50	2.12

(1-To no degree at all, 10-To a very significant degree); *Significantly different between stakeholder groups

B. Overall Attitudes toward the World Bank (continued)

When thinking about how the World Bank can have the most impact on development results in Sao Tome and Principe, in which sectoral areas do you believe the World Bank should focus most of its attention and resources in Sao Tome and Principe? (Choose no more than THREE)

Percentage of Respondents (Responses Combined)	Office of President/ Prime Minister	Office of Parliamentarian	Employee of Ministry/ Ministerial Dep/ Implementation Agency	Local Govt.	Bilateral/ Multilateral Agency	Private sector/ Financial sector/ Private bank	CSO	Media	Independent Government Institution	Academia/ Research institute/ Think tank	Other
Rural development	25.0%	0.0%	14.3%	0.0%	50.0%	22.2%	37.5%	0.0%	0.0%	0.0%	25.0%
Education	75.0%	83.3%	53.1%	60.0%	50.0%	66.7%	33.3%	100.0%	80.0%	66.7%	25.0%
Social protection	0.0%	0.0%	6.1%	0.0%	0.0%	0.0%	8.3%	0.0%	0.0%	0.0%	0.0%
Governance	25.0%	0.0%	16.3%	20.0%	0.0%	0.0%	0.0%	25.0%	0.0%	33.3%	25.0%
Transport	25.0%	16.7%	4.1%	0.0%	0.0%	11.1%	8.3%	25.0%	0.0%	0.0%	0.0%
Poverty reduction	0.0%	33.3%	18.4%	20.0%	0.0%	44.4%	33.3%	25.0%	0.0%	0.0%	75.0%
Public sector reform	25.0%	33.3%	8.2%	20.0%	0.0%	0.0%	8.3%	0.0%	0.0%	0.0%	0.0%
Regional integration	0.0%	0.0%	0.0%	0.0%	0.0%	0.0%	0.0%	0.0%	0.0%	0.0%	0.0%
Gender	0.0%	0.0%	2.0%	0.0%	0.0%	0.0%	0.0%	0.0%	0.0%	0.0%	0.0%
Crime and violence	0.0%	0.0%	0.0%	0.0%	0.0%	0.0%	0.0%	0.0%	0.0%	0.0%	0.0%
Domestic private sector development	0.0%	0.0%	12.2%	20.0%	25.0%	0.0%	4.2%	0.0%	20.0%	0.0%	25.0%
Foreign direct investment	0.0%	0.0%	2.0%	0.0%	25.0%	11.1%	0.0%	0.0%	0.0%	0.0%	25.0%
Water and sanitation	0.0%	16.7%	18.4%	0.0%	0.0%	0.0%	0.0%	0.0%	40.0%	0.0%	0.0%
Energy	25.0%	33.3%	32.7%	0.0%	0.0%	22.2%	16.7%	25.0%	0.0%	33.3%	25.0%
Oil sector development	25.0%	16.7%	2.0%	0.0%	25.0%	0.0%	8.3%	25.0%	0.0%	33.3%	25.0%
Monitoring and evaluation	0.0%	0.0%	4.1%	20.0%	0.0%	0.0%	0.0%	0.0%	0.0%	0.0%	0.0%
Public financial management	0.0%	0.0%	8.2%	0.0%	0.0%	11.1%	0.0%	0.0%	0.0%	0.0%	0.0%
Job creation/employment	0.0%	0.0%	8.2%	0.0%	0.0%	0.0%	25.0%	0.0%	0.0%	0.0%	0.0%
Financial markets	0.0%	0.0%	2.0%	0.0%	0.0%	0.0%	0.0%	0.0%	20.0%	0.0%	0.0%
Urban development	0.0%	0.0%	0.0%	0.0%	0.0%	0.0%	0.0%	0.0%	0.0%	0.0%	0.0%
Environmental sustainability	0.0%	0.0%	2.0%	0.0%	0.0%	0.0%	4.2%	0.0%	0.0%	0.0%	0.0%
Equality of opportunity	0.0%	0.0%	0.0%	0.0%	0.0%	0.0%	0.0%	0.0%	0.0%	0.0%	0.0%
Health	25.0%	0.0%	14.3%	20.0%	0.0%	33.3%	16.7%	0.0%	40.0%	0.0%	25.0%
Global integration	0.0%	0.0%	2.0%	0.0%	25.0%	0.0%	0.0%	0.0%	0.0%	0.0%	0.0%
Food security	0.0%	0.0%	0.0%	20.0%	0.0%	11.1%	12.5%	0.0%	0.0%	0.0%	0.0%
Climate change	0.0%	0.0%	2.0%	0.0%	0.0%	0.0%	0.0%	0.0%	0.0%	0.0%	0.0%
Agricultural development	0.0%	33.3%	16.3%	20.0%	0.0%	11.1%	33.3%	25.0%	40.0%	66.7%	25.0%
Trade and exports	25.0%	16.7%	6.1%	0.0%	0.0%	0.0%	0.0%	0.0%	20.0%	0.0%	0.0%
Economic growth	0.0%	16.7%	10.2%	40.0%	0.0%	11.1%	25.0%	50.0%	20.0%	0.0%	0.0%
Law and justice	0.0%	0.0%	6.1%	0.0%	50.0%	22.2%	8.3%	0.0%	0.0%	0.0%	0.0%
Regulatory framework	0.0%	0.0%	0.0%	0.0%	0.0%	0.0%	0.0%	0.0%	0.0%	0.0%	0.0%
Communicable/non-communicable diseases	0.0%	0.0%	0.0%	0.0%	0.0%	0.0%	0.0%	0.0%	0.0%	0.0%	0.0%
Basic infrastructure	0.0%	0.0%	6.1%	0.0%	25.0%	11.1%	0.0%	0.0%	0.0%	0.0%	0.0%
Natural resource management	0.0%	0.0%	0.0%	20.0%	0.0%	0.0%	4.2%	0.0%	0.0%	0.0%	0.0%
Anti corruption	25.0%	0.0%	14.3%	20.0%	25.0%	11.1%	8.3%	0.0%	20.0%	0.0%	0.0%
Information and communications technology	0.0%	0.0%	6.1%	0.0%	0.0%	0.0%	0.0%	0.0%	0.0%	33.3%	0.0%
Disaster management	0.0%	0.0%	0.0%	0.0%	0.0%	0.0%	0.0%	0.0%	0.0%	0.0%	0.0%

B. Overall Attitudes toward the World Bank (continued)

When thinking about the World Bank's role, which activity do you believe is of greatest VALUE and which activity is of second greatest value in Sao Tome and Principe?

Greatest Value	Office of President/ Prime Minister	Office of Parliamentarian	Employee of Ministry/ Ministerial Dep/ Implementation Agency	Local Govt.	Bilateral/ Multilateral Agency	Private sector/ Financial sector/ Private bank	CSO	Media	Independent Government Institution	Academia/ Research institute/ Think tank	Other
Financial resources	50.0%	50.0%	40.4%	60.0%	33.3%	55.6%	58.3%	50.0%	40.0%	33.3%	75.0%
Mobilizing third party financial resources	0.0%	16.7%	27.7%	0.0%	0.0%	11.1%	8.3%	0.0%	20.0%	0.0%	0.0%
Technical assistance*	25.0%	33.3%	6.4%	0.0%	0.0%	0.0%	4.2%	50.0%	40.0%	0.0%	0.0%
Knowledge sharing	0.0%	0.0%	8.5%	0.0%	33.3%	22.2%	16.7%	0.0%	0.0%	0.0%	0.0%
Forging partnerships*	0.0%	0.0%	0.0%	0.0%	0.0%	0.0%	4.2%	0.0%	0.0%	33.3%	0.0%
Policy advice	0.0%	0.0%	2.1%	0.0%	0.0%	0.0%	0.0%	0.0%	0.0%	0.0%	0.0%
Donor coordination	0.0%	0.0%	4.3%	20.0%	33.3%	0.0%	0.0%	0.0%	0.0%	0.0%	0.0%
Data	0.0%	0.0%	0.0%	0.0%	0.0%	0.0%	0.0%	0.0%	0.0%	0.0%	0.0%
Training/capacity building	25.0%	0.0%	8.5%	0.0%	0.0%	11.1%	4.2%	0.0%	0.0%	33.3%	25.0%
Studies/analyses	0.0%	0.0%	0.0%	0.0%	0.0%	0.0%	4.2%	0.0%	0.0%	0.0%	0.0%
Convening/facilitating	0.0%	0.0%	0.0%	0.0%	0.0%	0.0%	0.0%	0.0%	0.0%	0.0%	0.0%
Linkage to non-Bank expertise	0.0%	0.0%	0.0%	0.0%	0.0%	0.0%	0.0%	0.0%	0.0%	0.0%	0.0%
Other	0.0%	0.0%	2.1%	20.0%	0.0%	0.0%	0.0%	0.0%	0.0%	0.0%	0.0%

*Significantly different between stakeholder groups

When thinking about the World Bank's role, which activity do you believe is of greatest VALUE and which activity is of second greatest value in Sao Tome and Principe?

2nd Greatest Value	Office of President/ Prime Minister	Office of Parliamentarian	Employee of Ministry/ Ministerial Dep/ Implementation Agency	Local Govt.	Bilateral/ Multilateral Agency	Private sector/ Financial sector/ Private bank	CSO	Media	Independent Government Institution	Academia/ Research institute/ Think tank	Other
Financial resources	25.0%	16.7%	12.5%	0.0%	25.0%	0.0%	4.2%	25.0%	0.0%	0.0%	0.0%
Mobilizing third party financial resources	25.0%	33.3%	4.2%	0.0%	0.0%	22.2%	16.7%	0.0%	0.0%	0.0%	50.0%
Technical assistance	25.0%	0.0%	22.9%	40.0%	0.0%	22.2%	20.8%	25.0%	20.0%	33.3%	50.0%
Knowledge sharing	25.0%	0.0%	6.3%	0.0%	0.0%	11.1%	16.7%	0.0%	0.0%	0.0%	0.0%
Forging partnerships	0.0%	0.0%	4.2%	0.0%	0.0%	11.1%	8.3%	0.0%	20.0%	0.0%	0.0%
Policy advice	0.0%	0.0%	4.2%	0.0%	0.0%	0.0%	0.0%	0.0%	0.0%	0.0%	0.0%
Donor coordination	0.0%	33.3%	12.5%	20.0%	25.0%	11.1%	4.2%	25.0%	20.0%	0.0%	0.0%
Data	0.0%	0.0%	2.1%	0.0%	0.0%	0.0%	4.2%	0.0%	20.0%	0.0%	0.0%
Training/capacity building	0.0%	16.7%	25.0%	20.0%	50.0%	22.2%	12.5%	0.0%	20.0%	66.7%	0.0%
Studies/analyses	0.0%	0.0%	6.3%	0.0%	0.0%	0.0%	4.2%	25.0%	0.0%	0.0%	0.0%
Convening/facilitating	0.0%	0.0%	0.0%	0.0%	0.0%	0.0%	4.2%	0.0%	0.0%	0.0%	0.0%
Linkage to non-Bank expertise	0.0%	0.0%	0.0%	20.0%	0.0%	0.0%	4.2%	0.0%	0.0%	0.0%	0.0%
Other	0.0%	0.0%	0.0%	0.0%	0.0%	0.0%	0.0%	0.0%	0.0%	0.0%	0.0%

B. Overall Attitudes toward the World Bank (continued)**Which of the following do you identify as the World Bank's greatest WEAKNESSES in its work in Sao Tome and Principe? (Choose no more than TWO)**

Percentage of Respondents (Responses Combined)	Office of President/ Prime Minister	Office of Parliamentarian	Employee of Ministry/ Ministerial Dep/ Implementation Agency	Local Govt.	Bilateral/ Multilateral Agency	Private sector/ Financial sector/ Private bank	CSO	Media	Independent Government Institution	Academia/ Research institute/ Think tank	Other
Imposing technocratic solutions without regard to political realities	75.0%	60.0%	26.5%	20.0%	50.0%	22.2%	30.0%	25.0%	50.0%	50.0%	75.0%
Not exploring alternative policy options	0.0%	0.0%	4.1%	0.0%	25.0%	22.2%	10.0%	25.0%	0.0%	0.0%	0.0%
Too bureaucratic in its operational policies and procedures	0.0%	0.0%	20.4%	20.0%	25.0%	11.1%	20.0%	75.0%	50.0%	0.0%	25.0%
Staff too inaccessible	0.0%	20.0%	6.1%	0.0%	0.0%	0.0%	5.0%	0.0%	0.0%	0.0%	0.0%
Arrogant in its approach	0.0%	0.0%	2.0%	0.0%	0.0%	11.1%	25.0%	0.0%	0.0%	0.0%	0.0%
Not client focused	0.0%	0.0%	6.1%	0.0%	0.0%	0.0%	0.0%	0.0%	0.0%	0.0%	0.0%
Lack of physical presence/office in STP	0.0%	0.0%	20.4%	20.0%	25.0%	22.2%	25.0%	25.0%	25.0%	0.0%	0.0%
The credibility of its knowledge/data	0.0%	0.0%	2.0%	0.0%	0.0%	0.0%	0.0%	0.0%	0.0%	0.0%	0.0%
Not willing to honestly criticize policies and reform efforts in the country	25.0%	20.0%	12.2%	20.0%	0.0%	0.0%	20.0%	0.0%	25.0%	50.0%	0.0%
Too influenced by developed countries	0.0%	40.0%	22.4%	40.0%	25.0%	11.1%	10.0%	25.0%	25.0%	0.0%	0.0%
Not enough public disclosure of its work	0.0%	0.0%	16.3%	0.0%	0.0%	11.1%	5.0%	0.0%	25.0%	50.0%	0.0%
World Bank processes too slow and complex	0.0%	20.0%	16.3%	40.0%	0.0%	22.2%	5.0%	0.0%	0.0%	50.0%	0.0%
Not aligned with country priorities	0.0%	0.0%	12.2%	0.0%	25.0%	11.1%	20.0%	25.0%	0.0%	0.0%	0.0%
Not aligned with other donors' work	0.0%	0.0%	0.0%	0.0%	0.0%	11.1%	5.0%	0.0%	0.0%	0.0%	0.0%
Not collaborating enough with non-state actors*	25.0%	20.0%	4.1%	40.0%	25.0%	0.0%	0.0%	0.0%	0.0%	0.0%	50.0%
Not adequately sensitive to political/social realities in STP	75.0%	20.0%	22.4%	0.0%	0.0%	44.4%	15.0%	0.0%	0.0%	0.0%	50.0%
Other	0.0%	0.0%	0.0%	0.0%	0.0%	0.0%	0.0%	0.0%	0.0%	0.0%	0.0%

Which World Bank instruments do you believe are the MOST effective in reducing poverty in STP? (Choose no more than TWO)

Percentage of Respondents (Responses Combined)	Office of President/ Prime Minister	Office of Parliamentarian	Employee of Ministry/ Ministerial Dep/ Implementation Agency	Local Govt.	Bilateral/ Multilateral Agency	Private sector/ Financial sector/ Private bank	CSO	Media	Independent Government Institution	Academia/ Research institute/ Think tank	Other
Investment lending	50.0%	100.0%	56.3%	60.0%	50.0%	77.8%	45.8%	50.0%	40.0%	100.0%	75.0%
Capacity development	75.0%	33.3%	43.8%	20.0%	100.0%	55.6%	37.5%	50.0%	80.0%	66.7%	50.0%
Policy based lending/ budget support to the Government	25.0%	16.7%	31.3%	60.0%	50.0%	22.2%	16.7%	25.0%	20.0%	0.0%	25.0%
Knowledge products/services	25.0%	0.0%	6.3%	20.0%	0.0%	11.1%	12.5%	0.0%	0.0%	0.0%	0.0%
Technical assistance	25.0%	33.3%	25.0%	40.0%	0.0%	22.2%	45.8%	50.0%	60.0%	0.0%	0.0%
Trust Fund management	0.0%	16.7%	8.3%	0.0%	0.0%	0.0%	4.2%	25.0%	0.0%	0.0%	0.0%
Other	0.0%	0.0%	0.0%	0.0%	0.0%	0.0%	4.2%	0.0%	0.0%	0.0%	25.0%
Don't know	0.0%	0.0%	6.3%	0.0%	0.0%	0.0%	16.7%	0.0%	0.0%	0.0%	0.0%

Which World Bank instruments do you believe are LEAST effective in helping to reduce poverty in STP? (Choose no more than TWO)

Percentage of Respondents (Responses Combined)	Office of President/ Prime Minister	Office of Parliamentarian	Employee of Ministry/ Ministerial Dep/ Implementation Agency	Local Govt.	Bilateral/ Multilateral Agency	Private sector/ Financial sector/ Private bank	CSO	Media	Independent Government Institution	Academia/ Research institute/ Think tank	Other
Investment lending	25.0%	0.0%	28.6%	25.0%	0.0%	22.2%	16.7%	25.0%	20.0%	0.0%	25.0%
Capacity development	25.0%	40.0%	10.2%	0.0%	0.0%	11.1%	16.7%	25.0%	0.0%	0.0%	0.0%
Policy based lending/ budget support to the Government	25.0%	60.0%	38.8%	25.0%	25.0%	33.3%	41.7%	25.0%	20.0%	66.7%	50.0%
Knowledge products/services*	0.0%	0.0%	22.4%	0.0%	50.0%	33.3%	12.5%	75.0%	80.0%	66.7%	25.0%
Technical assistance*	75.0%	100.0%	30.6%	25.0%	75.0%	22.2%	25.0%	0.0%	20.0%	0.0%	0.0%
Trust Fund management	25.0%	0.0%	18.4%	50.0%	25.0%	22.2%	16.7%	25.0%	60.0%	33.3%	25.0%
Other	0.0%	0.0%	2.0%	0.0%	0.0%	0.0%	0.0%	0.0%	0.0%	0.0%	0.0%
Don't know	0.0%	0.0%	16.3%	50.0%	0.0%	22.2%	29.2%	0.0%	0.0%	0.0%	25.0%

*Significantly different between stakeholder groups

B. Overall Attitudes toward the World Bank (continued)

	Which of the following best describes your current position?																																
	Office of the President, Prime Minister			Office of Parliamentarian			Employee of Ministry/Ministerial Dep/Implementation			Local Government office or staff			Bilateral/Multilateral Agency			Private sector/Financial sector/Private bank			CSO			Media			Independent Government Institution			Academia/Research institute/Think tank			Other		
	N	Mean	SD	N	Mean	SD	N	Mean	SD	N	Mean	SD	N	Mean	SD	N	Mean	SD	N	Mean	SD	N	Mean	SD	N	Mean	SD	N	Mean	SD			
To what extent do you believe the World Bank SHOULD seek to influence the global development agenda as related to "global public goods"?	2	8.00	1.41	5	8.40	1.14	41	7.39	1.92	5	7.80	1.30	4	6.75	1.26	8	7.63	1.85	20	8.20	2.33	2	9.50	0.71	4	7.25	2.87	2	5.00	5.66	4	7.75	2.22

(1-To no degree at all, 10-To a very significant degree)

In addition to the regular relations with the national government as its main interlocutor, which TWO of the following groups should the World Bank collaborate with more in your country to ensure better development results there? (Choose no more than TWO)

Percentage of Respondents (Responses Combined)	Office of President/ Prime Minister	Office of Parliamentarian	Employee of Ministry/ Ministerial Dep/ Implementation Agency	Local Govt.	Bilateral/ Multilateral Agency	Private sector/ Financial sector/ Private bank	CSO	Media	Independent Government Institution	Academia/ Research institute/ Think tank	Other
NGOs	75.0%	33.3%	35.4%	60.0%	0.0%	55.6%	70.8%	75.0%	60.0%	66.7%	25.0%
Local Government	25.0%	66.7%	50.0%	60.0%	25.0%	33.3%	50.0%	25.0%	20.0%	33.3%	50.0%
Beneficiaries	0.0%	16.7%	14.6%	0.0%	25.0%	22.2%	25.0%	0.0%	20.0%	0.0%	25.0%
Private sector	25.0%	16.7%	45.8%	20.0%	75.0%	33.3%	20.8%	75.0%	20.0%	33.3%	50.0%
Community Based Organizations (CBOs)	25.0%	16.7%	16.7%	0.0%	0.0%	0.0%	20.8%	0.0%	0.0%	33.3%	0.0%
Donor community*	0.0%	0.0%	4.2%	40.0%	50.0%	22.2%	0.0%	0.0%	0.0%	0.0%	0.0%
Foundations*	0.0%	0.0%	0.0%	0.0%	0.0%	0.0%	0.0%	0.0%	60.0%	0.0%	0.0%
Academia/think tanks/research institutes	0.0%	16.7%	8.3%	20.0%	0.0%	11.1%	4.2%	25.0%	0.0%	33.3%	25.0%
Parliament	25.0%	33.3%	12.5%	0.0%	25.0%	0.0%	0.0%	0.0%	0.0%	0.0%	0.0%
Media	0.0%	0.0%	2.1%	0.0%	0.0%	0.0%	0.0%	0.0%	20.0%	0.0%	25.0%
Faith based organizations	25.0%	0.0%	2.1%	0.0%	0.0%	0.0%	4.2%	0.0%	0.0%	0.0%	0.0%
Other	0.0%	0.0%	2.1%	0.0%	0.0%	0.0%	4.2%	0.0%	0.0%	0.0%	0.0%

*Significantly different between stakeholder groups

To what extent do you agree with the following statements about the World Bank's work in Sao Tome and Principe, on a ten point scale?

	Which of the following best describes your current position?																																
	Office of the President, Prime Minister			Office of Parliamentarian			Employee of Ministry/Ministerial Dep/Implementation			Local Government office or staff			Bilateral/Multilateral Agency			Private sector/Financial sector/Private bank			CSO			Media			Independent Government Institution			Academia/Research institute/Think tank			Other		
	N	Mean	SD	N	Mean	SD	N	Mean	SD	N	Mean	SD	N	Mean	SD	N	Mean	SD	N	Mean	SD	N	Mean	SD	N	Mean	SD	N	Mean	SD			
Overall the World Bank currently plays a relevant role in development in STP	3	4.67	3.51	5	8.80	1.30	45	6.22	2.18	4	7.00	2.00	3	6.67	1.53	9	6.89	1.54	17	7.53	2.58	3	7.67	4.04	5	7.00	2.35	2	4.50	4.95	3	6.67	2.08
The World Bank's work is aligned with what I consider the development priorities for STP*	3	3.00	2.00	3	8.00	0.00	38	5.26	1.84	4	7.25	1.50	3	4.67	0.58	8	5.75	1.58	16	6.94	2.57	3	6.00	3.00	5	4.00	1.73	2	4.50	4.95	4	4.50	2.38
The World Bank supports programs and strategies that are realistic for STP	2	3.00	2.83	3	7.00	2.65	41	5.07	2.34	4	7.00	1.63	3	5.33	0.58	8	6.25	1.39	18	6.44	2.77	4	6.00	2.16	5	4.20	1.79	2	4.50	4.95	4	3.75	2.63
The World Bank treats clients and stakeholders in STP with respect	2	4.50	0.71	3	7.00	1.73	31	6.00	2.58	4	6.00	2.58	3	6.00	1.00	8	7.50	1.77	14	6.93	2.27	3	6.00	3.46	4	7.25	1.50	3	7.00	3.61	3	6.00	1.73

(1-Strongly disagree, 10-Strongly agree); *Significantly different between stakeholder groups

B. Overall Attitudes toward the World Bank (continued)

To what extent is the World Bank an effective development partner in Sao Tome and Principe in terms of each of the following?

	Which of the following best describes your current position?																																
	Office of the President, Prime Minister			Office of Parliamentarian			Employee of Ministry/Ministerial Dep/Implementation			Local Government office or staff			Bilateral/Multilateral Agency			Private sector/Financial sector/Private bank			CSO			Media			Independent Government Institution			Academia/Research institute/Think tank			Other		
	N	Mean	SD	N	Mean	SD	N	Mean	SD	N	Mean	SD	N	Mean	SD	N	Mean	SD	N	Mean	SD	N	Mean	SD	N	Mean	SD	N	Mean	SD			
Responsiveness	3	4.00	2.65	5	7.40	2.51	33	5.24	1.92	5	6.60	1.82	4	5.00	0.82	6	5.50	1.22	13	5.23	2.80	3	5.33	3.21	5	4.60	2.07	2	4.00	4.24	4	5.00	2.45
Flexibility (in terms of the institution's products and services)	3	4.00	1.73	2	7.00	1.41	31	4.71	2.27	3	4.00	1.00	4	4.50	1.00	6	5.33	1.75	10	5.20	1.75	3	5.33	2.52	4	4.25	1.89	2	3.50	3.54	3	5.67	4.04
Flexibility (in terms of changing country circumstances)*	4	2.75	1.71	2	5.50	0.71	32	4.97	2.02	3	4.67	1.53	4	4.50	1.00	6	5.17	1.47	12	7.08	2.39	2	5.00	2.83	5	4.00	1.87	2	3.50	3.54	2	4.00	4.24
Being inclusive	3	2.67	2.08	4	5.25	3.10	26	4.23	2.07	2	6.00	0.00	4	4.75	0.50	7	6.29	1.50	8	6.13	1.64	3	5.00	2.00	5	5.00	1.41	2	3.50	3.54	3	4.33	3.06
Openness (sharing data and other information)	2	2.00	0.00	2	4.00	4.24	32	5.28	2.65	4	5.50	1.29	4	5.00	0.82	7	6.00	2.00	10	7.00	2.16	3	5.33	2.52	5	5.00	1.87	2	4.00	4.24	4	6.25	2.75
Staff accessibility	3	1.33	0.58	3	5.67	1.15	35	4.09	2.49	4	5.00	1.83	4	4.50	1.00	7	5.57	2.23	12	5.08	2.31	3	5.67	3.06	5	5.40	1.82	2	4.00	4.24	3	5.67	4.51
Straightforwardness and honesty	2	2.50	0.71	3	5.67	4.16	30	4.80	2.58	3	6.33	1.15	4	5.00	0.82	8	6.50	2.56	13	7.54	2.11	3	5.00	1.73	4	5.25	0.96	2	4.50	4.95	3	6.33	4.73
Collaboration with groups outside of the Government	2	2.00	0.00	3	3.00	2.00	31	4.16	2.50	4	4.00	2.16	4	3.75	0.96	7	6.14	2.27	15	5.93	3.26	3	4.67	2.08	5	5.40	1.82	2	3.50	3.54	4	3.00	2.45
Collaboration with the Government*	4	5.75	2.63	3	9.33	1.15	39	7.38	2.07	5	8.40	1.34	4	7.25	0.96	7	7.57	1.62	15	9.00	1.51	3	5.67	2.31	4	7.50	0.58	2	4.50	4.95	4	7.00	3.16
Collaboration with other donors	2	6.00	0.00	3	8.67	1.53	26	6.62	2.26	4	6.50	1.73	4	5.50	1.73	6	6.33	1.75	12	7.92	2.39	3	6.33	3.06	4	5.50	2.08	2	4.00	4.24	3	7.33	1.53
Follow through over time	2	3.50	0.71	3	9.00	1.73	30	6.73	2.29	3	8.67	1.53	4	5.75	0.96	7	6.86	2.34	12	7.75	2.45	3	6.33	2.89	4	5.75	1.71	2	4.50	4.95	2	6.00	1.41

(1-To no degree at all, 10-To a very significant degree); *Significantly different between stakeholder groups

When World Bank assisted reform efforts fail or are slow to take place, which of the following would you attribute this to? (Choose no more than TWO)

Percentage of Respondents (Responses Combined)	Office of President/ Prime Minister	Office of Parliamentarian	Employee of Ministry/ Ministerial Dep/ Implementation Agency	Local Govt.	Bilateral/ Multilateral Agency	Private sector/ Financial sector/ Private bank	CSO	Media	Independent Government Institution	Academia/ Research institute/ Think tank	Other
The World Bank works too slowly	25.0%	16.7%	17.8%	20.0%	25.0%	11.1%	16.7%	0.0%	20.0%	33.3%	50.0%
The Government works inefficiently	25.0%	33.3%	37.8%	40.0%	75.0%	33.3%	29.2%	0.0%	0.0%	33.3%	0.0%
There is not an adequate level of citizen/civil society participation	25.0%	66.7%	26.7%	40.0%	50.0%	22.2%	41.7%	0.0%	60.0%	0.0%	50.0%
Poor donor coordination*	0.0%	0.0%	4.4%	0.0%	25.0%	11.1%	12.5%	75.0%	20.0%	0.0%	0.0%
The World Bank does not do adequate follow through/follow-up	0.0%	0.0%	17.8%	0.0%	0.0%	11.1%	8.3%	0.0%	0.0%	0.0%	25.0%
Lack of/inadequate levels of capacity in Government	0.0%	16.7%	6.7%	0.0%	25.0%	0.0%	12.5%	25.0%	20.0%	0.0%	0.0%
Political pressures and obstacles	0.0%	33.3%	8.9%	20.0%	0.0%	22.2%	41.7%	0.0%	20.0%	0.0%	25.0%
Reforms are not well thought out in light of country challenges	25.0%	0.0%	33.3%	20.0%	0.0%	22.2%	8.3%	50.0%	0.0%	66.7%	50.0%
The World Bank is not sensitive enough to political/social realities on the ground	75.0%	33.3%	33.3%	60.0%	0.0%	33.3%	12.5%	50.0%	60.0%	33.3%	0.0%
Other	0.0%	0.0%	2.2%	0.0%	0.0%	11.1%	0.0%	0.0%	0.0%	0.0%	0.0%

*Significantly different between stakeholder groups

C. World Bank Effectiveness and Results (continued)

To what extent do you agree with the following statements about the World Bank in Sao Tome and Principe, on a ten point scale?

	Which of the following best describes your current position?																																
	Office of the President, Prime Minister			Office of Parliamentarian			Employee of Ministry/Ministerial Dep/Implementation			Local Government office or staff			Bilateral/Multilateral Agency			Private sector/Financial sector/Private bank			CSO			Media			Independent Government Institution			Academia/Research institute/Think tank			Other		
	N	Mean	SD	N	Mean	SD	N	Mean	SD	N	Mean	SD	N	Mean	SD	N	Mean	SD	N	Mean	SD	N	Mean	SD	N	Mean	SD	N	Mean	SD			
The World Bank's financial instruments meet the needs of STP	3	4.00	1.00	5	6.20	3.42	41	4.54	2.42	5	6.20	1.48	4	5.25	1.26	9	6.22	1.99	16	6.63	3.30	3	4.33	1.15	5	5.60	1.34	2	4.00	4.24	4	4.75	4.11
The World Bank meets STP's needs for knowledge services	3	4.33	1.15	5	5.80	3.27	38	4.61	2.57	5	6.20	1.30	4	3.75	0.50	9	6.33	1.73	16	7.19	2.99	3	4.00	1.00	5	5.60	1.52	2	4.00	4.24	4	4.75	2.06

(1-Strongly disagree, 10-Strongly agree)

D. The World Bank's Knowledge

How frequently do you consult World Bank knowledge and research (e.g., data, analysis, reports) in the work you do?

Percentage of Respondents	Office of President/ Prime Minister	Office of Parliamentarian	Employee of Ministry/ Ministerial Dep/ Implementation Agency	Local Govt.	Bilateral/ Multilateral Agency	Private sector/ Financial sector/ Private bank	CSO	Media	Independent Government Institution	Academia/ Research institute/ Think tank	Other
Monthly	50.0%	0.0%	6.1%	25.0%	0.0%	14.3%	8.3%	50.0%	20.0%	33.3%	25.0%
A few times a year	50.0%	33.3%	59.2%	50.0%	100.0%	57.1%	29.2%	50.0%	60.0%	0.0%	25.0%
Rarely	0.0%	33.3%	26.5%	25.0%	0.0%	14.3%	29.2%	0.0%	20.0%	66.7%	50.0%
Never	0.0%	33.3%	8.2%	0.0%	0.0%	14.3%	33.3%	0.0%	0.0%	0.0%	0.0%
Monthly	50.0%	0.0%	6.1%	25.0%	0.0%	14.3%	8.3%	50.0%	20.0%	33.3%	25.0%

D. The World Bank's Knowledge (continued)

When thinking about the development challenges in Sao Tome and Principe, where do you believe it would be most valuable for the World Bank to focus its research and knowledge efforts in the next few years?
(Choose no more than THREE)

Percentage of Respondents (Responses Combined)	Office of President/ Prime Minister	Office of Parliamentarian	Employee of Ministry/ Ministerial Dep/ Implementation Agency	Local Govt.	Bilateral/ Multilateral Agency	Private sector/ Financial sector/ Private bank	CSO	Media	Independent Government Institution	Academia/ Research institute/ Think tank	Other
Public sector reform	0.0%	50.0%	20.4%	40.0%	0.0%	0.0%	33.3%	0.0%	40.0%	0.0%	0.0%
Gender	0.0%	0.0%	4.1%	0.0%	0.0%	12.5%	0.0%	0.0%	0.0%	0.0%	0.0%
Education	25.0%	66.7%	44.9%	40.0%	25.0%	62.5%	37.5%	75.0%	20.0%	66.7%	25.0%
Domestic private sector development	0.0%	0.0%	10.2%	0.0%	50.0%	0.0%	25.0%	25.0%	40.0%	0.0%	25.0%
Oil sector development	0.0%	0.0%	10.2%	0.0%	25.0%	12.5%	8.3%	25.0%	0.0%	0.0%	25.0%
Foreign direct investment	25.0%	0.0%	4.1%	0.0%	25.0%	37.5%	8.3%	0.0%	20.0%	0.0%	25.0%
Water and sanitation*	75.0%	16.7%	18.4%	0.0%	0.0%	0.0%	12.5%	0.0%	0.0%	0.0%	0.0%
Trade and exports	25.0%	0.0%	4.1%	0.0%	0.0%	0.0%	4.2%	0.0%	0.0%	0.0%	0.0%
Economic growth	0.0%	50.0%	20.4%	20.0%	0.0%	37.5%	33.3%	0.0%	60.0%	33.3%	25.0%
Energy	0.0%	33.3%	24.5%	20.0%	25.0%	25.0%	16.7%	25.0%	0.0%	33.3%	25.0%
Disaster management	0.0%	0.0%	0.0%	0.0%	0.0%	0.0%	0.0%	0.0%	0.0%	0.0%	0.0%
Monitoring and evaluation	0.0%	0.0%	0.0%	0.0%	0.0%	0.0%	4.2%	0.0%	0.0%	0.0%	0.0%
Governance	0.0%	16.7%	22.4%	0.0%	25.0%	0.0%	8.3%	25.0%	0.0%	0.0%	0.0%
Social protection*	0.0%	0.0%	0.0%	20.0%	0.0%	0.0%	0.0%	25.0%	0.0%	0.0%	25.0%
Climate change	0.0%	16.7%	4.1%	0.0%	0.0%	0.0%	0.0%	0.0%	0.0%	0.0%	0.0%
Poverty reduction*	25.0%	0.0%	10.2%	60.0%	0.0%	0.0%	41.7%	0.0%	20.0%	33.3%	25.0%
Law and justice	50.0%	0.0%	8.2%	20.0%	50.0%	12.5%	12.5%	0.0%	0.0%	0.0%	0.0%
Anti corruption	25.0%	0.0%	14.3%	20.0%	0.0%	0.0%	4.2%	0.0%	0.0%	33.3%	0.0%
Financial markets*	0.0%	0.0%	0.0%	0.0%	0.0%	0.0%	0.0%	0.0%	20.0%	0.0%	0.0%
Equality of opportunity	0.0%	0.0%	0.0%	0.0%	0.0%	0.0%	4.2%	0.0%	0.0%	0.0%	0.0%
Urban development	0.0%	0.0%	2.0%	0.0%	0.0%	0.0%	0.0%	0.0%	0.0%	0.0%	0.0%
Crime and violence	0.0%	16.7%	2.0%	0.0%	0.0%	0.0%	0.0%	0.0%	0.0%	0.0%	0.0%
Regional integration*	0.0%	0.0%	0.0%	20.0%	0.0%	0.0%	0.0%	0.0%	0.0%	0.0%	0.0%
Information and communications technology	0.0%	0.0%	10.2%	0.0%	0.0%	0.0%	0.0%	25.0%	20.0%	0.0%	0.0%
Transport	0.0%	0.0%	0.0%	20.0%	0.0%	12.5%	0.0%	0.0%	0.0%	0.0%	0.0%
Agricultural development	0.0%	33.3%	10.2%	0.0%	25.0%	0.0%	20.8%	25.0%	20.0%	0.0%	25.0%
Natural resource management	0.0%	0.0%	4.1%	20.0%	0.0%	0.0%	0.0%	0.0%	0.0%	33.3%	0.0%
Public financial management	0.0%	0.0%	8.2%	0.0%	0.0%	0.0%	0.0%	0.0%	0.0%	0.0%	0.0%
Job creation/employment*	0.0%	0.0%	8.2%	0.0%	0.0%	12.5%	0.0%	0.0%	0.0%	0.0%	50.0%
Health	50.0%	0.0%	16.3%	0.0%	0.0%	37.5%	8.3%	50.0%	20.0%	0.0%	25.0%
Rural development	0.0%	0.0%	2.0%	0.0%	25.0%	0.0%	4.2%	0.0%	0.0%	33.3%	0.0%
Global integration	0.0%	0.0%	0.0%	0.0%	0.0%	0.0%	0.0%	0.0%	0.0%	0.0%	0.0%
Food security	0.0%	0.0%	0.0%	0.0%	0.0%	12.5%	12.5%	0.0%	20.0%	0.0%	0.0%
Environmental sustainability	0.0%	0.0%	0.0%	0.0%	0.0%	0.0%	0.0%	0.0%	0.0%	0.0%	0.0%
Regulatory framework	0.0%	0.0%	0.0%	0.0%	0.0%	0.0%	0.0%	0.0%	0.0%	0.0%	0.0%
Basic infrastructure	0.0%	0.0%	12.2%	0.0%	25.0%	25.0%	0.0%	0.0%	0.0%	0.0%	0.0%
Communicable/non-communicable diseases*	0.0%	0.0%	0.0%	0.0%	0.0%	0.0%	0.0%	0.0%	0.0%	33.3%	0.0%

*Significantly different between stakeholder groups

D. The World Bank's Knowledge (continued)**How effective do you believe the World Bank's knowledge and research are at... in Sao Tome and Principe?**

	Which of the following best describes your current position?																																
	Office of the President, Prime Minister			Office of Parliamentarian			Employee of Ministry/Ministerial Dep/Implementation			Local Government office or staff			Bilateral/Multilateral Agency			Private sector/Financial sector/Private bank			CSO			Media			Independent Government Institution			Academia/Research institute/Think tank			Other		
	N	Mean	SD	N	Mean	SD	N	Mean	SD	N	Mean	SD	N	Mean	SD	N	Mean	SD	N	Mean	SD	N	Mean	SD	N	Mean	SD	N	Mean	SD	N	Mean	SD
Raising your awareness of the particular topic	2	3.50	2.12	2	7.50	3.54	27	4.89	2.36	1	7.00		4	4.50	0.58	6	5.50	2.17	7	4.14	1.86	2	2.00	1.41	4	6.75	3.20	2	2.50	2.12	3	5.33	1.15
Stimulating public debate/dialogue	4	4.25	3.30	3	5.00	2.00	33	4.73	2.48	2	6.00	1.41	4	3.50	0.58	6	5.17	2.71	12	7.08	2.84	2	3.00	1.41	4	4.75	2.50	2	2.50	2.12	4	5.25	2.87
Enhancing your knowledge and/or skills	3	5.33	0.58	3	6.00	1.00	34	5.18	2.47	3	6.00	1.00	4	5.00	1.63	7	6.14	2.04	14	6.79	3.14	2	2.00	0.00	4	8.00	1.63	2	3.00	2.83	4	5.75	1.71
Contributing to good policy making	4	5.25	3.59	3	8.33	1.53	37	5.68	2.55	3	6.33	0.58	4	4.75	0.50	7	6.00	2.00	16	7.56	1.93	2	5.00	4.24	5	7.40	1.34	2	3.00	2.83	4	6.75	1.89
Providing support for program implementation	3	5.00	1.00	3	8.33	1.15	34	6.35	2.41	3	6.33	1.15	4	4.50	0.58	7	6.29	1.38	14	7.57	2.38	2	4.00	2.83	5	6.60	1.95	2	4.50	4.95	4	7.50	1.29

*(1-Not effective at all, 10-Very effective)***To what extent do you believe that the World Bank's knowledge and research... in Sao Tome and Principe?**

	Which of the following best describes your current position?																																
	Office of the President, Prime Minister			Office of Parliamentarian			Employee of Ministry/Ministerial Dep/Implementation			Local Government office or staff			Bilateral/Multilateral Agency			Private sector/Financial sector/Private bank			CSO			Media			Independent Government Institution			Academia/Research institute/Think tank			Other		
	N	Mean	SD	N	Mean	SD	N	Mean	SD	N	Mean	SD	N	Mean	SD	N	Mean	SD	N	Mean	SD	N	Mean	SD	N	Mean	SD	N	Mean	SD	N	Mean	SD
Are timely	3	4.67	2.08	5	6.60	3.97	29	5.10	2.24	2	5.50	3.54	4	4.75	1.71	7	6.29	1.70	10	5.60	2.84	3	5.33	4.16	4	6.25	2.22	2	3.50	3.54	3	6.67	2.89
Include appropriate level of stakeholder involvement during preparation	3	5.33	1.53	2	2.50	2.12	30	4.77	2.22	3	4.33	2.31	4	3.75	0.50	7	5.57	2.07	12	5.83	2.55	3	5.33	2.89	3	5.00	1.00	2	2.50	2.12	3	3.67	2.31
Are relevant to STP's development priorities	4	5.25	1.71	4	5.25	3.30	32	5.53	2.33	3	7.33	2.08	4	5.25	0.96	8	5.88	1.89	14	6.36	2.37	3	5.67	4.04	4	6.50	2.65	2	4.00	4.24	3	8.33	1.53
Provide feasible recommendations	3	5.33	0.58	3	4.67	4.04	28	5.64	2.18	3	7.00	2.65	4	4.75	0.96	8	6.50	1.51	14	6.36	2.68	3	7.00	3.61	4	6.25	2.22	2	4.00	4.24	3	6.67	1.15
Are accessible (well written and easy to understand)	3	5.00	1.00	4	4.25	2.50	31	5.35	2.21	3	6.33	2.08	4	4.00	0.00	8	6.00	2.14	12	5.75	2.99	3	5.00	4.36	4	5.75	1.71	2	4.00	4.24	2	6.00	1.41
A source of relevant information on global good practices	3	5.00	0.00	4	4.00	2.58	30	5.90	1.97	3	7.33	1.15	4	4.75	0.50	8	6.88	1.73	13	6.31	2.69	3	5.67	4.51	4	6.75	1.50	2	4.00	4.24	3	6.67	1.53
Are adequately disseminated	4	4.00	1.83	4	3.25	2.63	33	4.18	2.16	3	5.00	2.00	4	3.50	0.58	8	5.00	1.69	14	5.50	3.32	2	6.00	5.66	4	6.25	2.87	2	3.50	3.54	3	3.00	1.73
Are appropriately translated	3	3.67	1.15	3	2.67	1.53	30	4.57	2.40	3	6.33	3.21	4	3.75	0.50	8	6.50	1.93	12	5.75	2.86	2	6.00	5.66	4	6.25	1.50	2	4.00	4.24	3	3.00	2.65
Are adaptable to STP's specific development challenges and circumstances	3	3.67	2.08	4	4.75	2.87	34	4.76	2.06	3	4.67	2.08	4	3.75	0.50	8	5.63	1.85	14	6.07	3.17	3	7.33	4.62	4	5.00	1.41	2	3.50	3.54	3	6.67	1.53

(1-To no degree at all, 10-To a very significant degree)

	Which of the following best describes your current position?																																
	Office of the President, Prime Minister			Office of Parliamentarian			Employee of Ministry/Ministerial Dep/Implementation			Local Government office or staff			Bilateral/Multilateral Agency			Private sector/Financial sector/Private bank			CSO			Media			Independent Government Institution			Academia/Research institute/Think tank			Other		
	N	Mean	SD	N	Mean	SD	N	Mean	SD	N	Mean	SD	N	Mean	SD	N	Mean	SD	N	Mean	SD	N	Mean	SD	N	Mean	SD	N	Mean	SD	N	Mean	SD
Overall, how significant a contribution do you believe the World Bank's knowledge and research make to development results in your country?	4	5.50	3.32	6	7.33	2.94	39	5.69	2.32	5	6.60	0.55	4	5.00	0.82	8	6.50	2.27	17	7.12	2.89	4	6.50	3.42	5	6.80	1.30	2	4.50	4.95	3	8.33	1.53
Overall, how would you rate the technical quality of the World Bank's knowledge/research?	4	5.50	1.29	6	7.50	2.95	39	5.90	2.41	5	6.60	1.14	4	5.50	0.58	7	6.86	1.35	15	6.60	2.20	3	6.67	3.21	4	7.25	1.71	3	9.33	1.15	4	8.00	2.16
Overall, how effective is the World Bank at providing linkage to non-Bank expertise?	4	5.25	1.26	6	7.67	3.01	42	5.67	2.48	5	6.20	2.05	4	4.50	0.58	6	6.17	1.33	18	6.61	3.27	3	4.67	3.06	4	6.50	1.73	2	4.50	4.95	4	8.25	2.36

(1-Not significant at all, 10-Very significant; 1-Very low technical quality, 10-Very high technical quality; 1-Not effective at all, 10-Very effective; 1-To no degree at all, 10-To a very significant degree)

E. Working with the World Bank

To what extent do you agree/disagree with the following statements, on a ten point scale?

	Which of the following best describes your current position?																																
	Office of the President, Prime Minister			Office of Parliamentarian			Employee of Ministry/Ministerial Dep/Implementation			Local Government office or staff			Bilateral/Multilateral Agency			Private sector/Financial sector/Private bank			CSO			Media			Independent Government Institution			Academia/Research institute/Think tank			Other		
	N	Mean	SD	N	Mean	SD	N	Mean	SD	N	Mean	SD	N	Mean	SD	N	Mean	SD	N	Mean	SD	N	Mean	SD	N	Mean	SD	N	Mean	SD	N	Mean	SD
The World Bank disburses funds promptly	4	4.25	2.63	3	5.00	4.36	35	3.80	2.22	5	5.60	2.30	4	3.75	1.50	5	5.60	1.52	19	4.84	3.83	3	3.67	2.52	5	4.40	1.14	2	7.00	4.24	4	3.50	2.65
The World Bank effectively monitors and evaluates the projects and programs it supports	4	5.25	1.71	4	7.25	2.22	39	6.26	2.56	5	8.00	1.87	4	4.75	1.26	7	6.29	1.80	20	6.90	3.21	3	7.00	3.61	4	5.25	0.96	2	7.00	4.24	4	7.50	3.79
The World Bank's approvals and reviews are done in a timely fashion	4	5.00	0.82	4	3.75	1.26	35	5.06	2.34	4	4.75	2.06	4	5.25	0.96	6	6.00	1.26	17	6.18	3.61	3	5.00	4.36	4	5.25	0.50	2	8.50	2.12	4	4.00	3.16
The World Bank's "Safeguard Policy" requirements are reasonable	4	3.25	2.22	3	5.67	0.58	33	5.39	2.51	2	4.50	2.12	4	4.50	1.00	7	6.43	2.44	16	5.75	2.93	3	4.33	4.04	4	5.50	0.58	2	9.00	1.41	4	4.50	2.52
The World Bank imposes reasonable conditions on its lending	4	4.00	2.94	4	7.25	3.10	36	4.47	2.68	4	3.75	2.36	4	3.25	2.06	8	5.75	2.12	18	5.39	3.62	3	5.00	3.61	5	4.80	1.48	2	4.50	4.95	4	4.75	4.11
Working with the World Bank increases STP's institutional capacity	4	4.25	2.99	4	6.00	3.74	42	5.76	2.42	4	7.50	2.65	4	3.75	1.71	8	6.88	2.36	19	6.68	3.25	3	7.33	3.79	5	5.80	1.64	2	4.00	4.24	4	5.75	3.77
The World Bank ensures consistency and continuity through staff changes	4	4.00	1.83	3	5.67	1.53	30	4.93	2.48	3	6.67	2.52	4	4.50	1.29	5	5.40	0.89	14	5.93	3.12	2	4.00	1.41	4	5.50	1.73	2	4.00	4.24	4	4.75	2.63
The World Bank's teams and visits are well coordinated	4	5.50	1.73	3	6.67	2.08	33	6.39	2.61	2	8.50	2.12	4	4.75	1.50	7	7.29	1.70	19	6.53	3.17	3	6.33	3.51	3	6.00	1.00	3	9.00	1.00	3	4.33	3.06
Where country systems are adequate, the World Bank makes appropriate use of them	3	3.33	1.53	2	5.00	1.41	22	6.00	2.18	3	6.67	1.53	4	4.75	1.26	5	6.20	1.79	16	6.25	3.42	3	6.00	3.61	2	6.00	1.41	1	8.00		4	4.50	2.89
The World Bank provides effective implementation support	4	6.50	2.89	4	5.50	3.11	36	6.28	2.76	4	6.75	1.71	4	4.75	1.26	6	6.67	1.86	16	5.88	3.52	3	6.33	3.51	3	5.67	1.15	2	3.50	3.54	4	5.50	3.32

(1-Strongly disagree, 10-Strongly agree)

F. The Future Role of the World Bank in Sao Tome and Principe

	Which of the following best describes your current position?																																
	Office of the President, Prime Minister			Office of Parliamentarian			Employee of Ministry/Ministerial Dep/Implementation			Local Government office or staff			Bilateral/Multilateral Agency			Private sector/Financial sector/Private bank			CSO			Media			Independent Government Institution			Academia/Research institute/Think tank			Other		
	N	Mean	SD	N	Mean	SD	N	Mean	SD	N	Mean	SD	N	Mean	SD	N	Mean	SD	N	Mean	SD	N	Mean	SD	N	Mean	SD	N	Mean	SD			
How significant a role do you believe the World Bank SHOULD play in STP's development in the near future?*	3	5.00	2.65	6	9.00	1.67	45	7.02	2.23	5	9.20	0.45	4	6.25	1.26	8	7.88	1.46	22	8.91	1.60	3	8.67	0.58	5	7.40	0.55	2	5.00	5.66	4	9.00	1.15

(1-Not a significant role at all, 10-Very significant role); *Significantly different between stakeholder groups

F. The Future Role of the World Bank in Sao Tome and Principe (continued)

Which of the following SHOULD the World Bank do to make itself of greater value in Sao Tome and Principe? (Choose no more than TWO)

Percentage of Respondents (Responses Combined)	Office of President/ Prime Minister	Office of Parliamentarian	Employee of Ministry/ Ministerial Dep/ Implementation Agency	Local Govt.	Bilateral/ Multilateral Agency	Private sector/ Financial sector/ Private bank	CSO	Media	Independent Government Institution	Academia/ Research institute/ Think tank	Other
Improve the quality of its experts as related to STP's specific challenges	25.0%	33.3%	29.8%	20.0%	50.0%	44.4%	33.3%	50.0%	40.0%	100.0%	25.0%
Reduce the complexity of obtaining World Bank financing*	100.0%	50.0%	51.1%	60.0%	100.0%	55.6%	33.3%	50.0%	80.0%	0.0%	100.0%
Focus primarily on advocacy issues	25.0%	16.7%	6.4%	0.0%	0.0%	0.0%	4.2%	25.0%	20.0%	0.0%	0.0%
Improve the competitiveness of its financing compared to markets	25.0%	33.3%	17.0%	60.0%	0.0%	11.1%	37.5%	25.0%	0.0%	0.0%	25.0%
Ensure greater selectivity in its work*	0.0%	0.0%	2.1%	0.0%	50.0%	11.1%	8.3%	0.0%	0.0%	0.0%	0.0%
Provide more adequate data/knowledge/statistics/figures on STP's economy	0.0%	33.3%	19.1%	0.0%	0.0%	11.1%	8.3%	0.0%	0.0%	0.0%	0.0%
Offer more innovative financial products	0.0%	0.0%	17.0%	0.0%	0.0%	0.0%	16.7%	0.0%	0.0%	0.0%	25.0%
Offer more innovative knowledge services	0.0%	0.0%	10.6%	0.0%	0.0%	22.2%	4.2%	25.0%	20.0%	0.0%	0.0%
Increase availability of Fee-Based services	0.0%	16.7%	17.0%	20.0%	0.0%	22.2%	0.0%	0.0%	0.0%	0.0%	0.0%
Work faster	25.0%	16.7%	17.0%	40.0%	0.0%	11.1%	37.5%	25.0%	20.0%	0.0%	25.0%
Other	0.0%	0.0%	4.3%	0.0%	0.0%	11.1%	0.0%	0.0%	20.0%	50.0%	0.0%

*Significantly different between stakeholder groups

G. Communication and Information Sharing

How do you get most of your information about economic and social development issues in Sao Tome and Principe? (Choose no more than TWO)

Percentage of Respondents (Responses Combined)	Office of President/ Prime Minister	Office of Parliamentarian	Employee of Ministry/ Ministerial Dep/ Implementation Agency	Local Govt.	Bilateral/ Multilateral Agency	Private sector/ Financial sector/ Private bank	CSO	Media	Independent Government Institution	Academia/ Research institute/ Think tank	Other
Local newspapers	50.0%	0.0%	26.5%	0.0%	0.0%	33.3%	27.3%	0.0%	40.0%	33.3%	0.0%
International newspapers	0.0%	0.0%	8.2%	20.0%	0.0%	0.0%	4.5%	25.0%	20.0%	0.0%	0.0%
Local radio	25.0%	33.3%	32.7%	40.0%	0.0%	22.2%	50.0%	0.0%	0.0%	33.3%	0.0%
International radio	25.0%	33.3%	6.1%	20.0%	25.0%	0.0%	27.3%	0.0%	0.0%	0.0%	25.0%
Local television	50.0%	33.3%	42.9%	80.0%	0.0%	55.6%	59.1%	25.0%	20.0%	66.7%	0.0%
International television	25.0%	16.7%	8.2%	20.0%	25.0%	11.1%	18.2%	25.0%	0.0%	0.0%	50.0%
Periodicals	0.0%	33.3%	16.3%	0.0%	25.0%	0.0%	4.5%	50.0%	20.0%	0.0%	25.0%
Internet	25.0%	50.0%	32.7%	20.0%	75.0%	44.4%	9.1%	25.0%	20.0%	33.3%	75.0%
World Bank website	0.0%	0.0%	16.3%	0.0%	50.0%	22.2%	0.0%	25.0%	20.0%	33.3%	25.0%
Social media (Facebook, Twitter, Youtube)	0.0%	0.0%	0.0%	0.0%	0.0%	0.0%	0.0%	0.0%	0.0%	0.0%	0.0%
Blogs	0.0%	0.0%	0.0%	0.0%	0.0%	0.0%	0.0%	0.0%	0.0%	0.0%	0.0%
Mobile phones	0.0%	0.0%	0.0%	0.0%	0.0%	0.0%	0.0%	0.0%	0.0%	0.0%	0.0%
Instant messaging	0.0%	0.0%	0.0%	0.0%	0.0%	0.0%	0.0%	0.0%	0.0%	0.0%	0.0%
Other	0.0%	0.0%	6.1%	0.0%	0.0%	11.1%	0.0%	0.0%	40.0%	0.0%	0.0%

G. Communication and Information Sharing (continued)**How would you prefer to receive information from the World Bank? (Choose no more than TWO)**

Percentage of Respondents (Responses Combined)	Office of President/ Prime Minister	Office of Parliamentarian	Employee of Ministry/ Ministerial Dep/ Implementation Agency	Local Govt.	Bilateral/ Multilateral Agency	Private sector/ Financial sector/ Private bank	CSO	Media	Independent Government Institution	Academia/ Research institute/ Think tank	Other
World Bank website	75.0%	50.0%	36.7%	40.0%	50.0%	55.6%	18.2%	50.0%	40.0%	66.7%	75.0%
Direct contact with World Bank (i.e., face to face meetings/discussions)	50.0%	50.0%	26.5%	60.0%	25.0%	22.2%	50.0%	50.0%	0.0%	33.3%	25.0%
e-Newsletters*	0.0%	0.0%	4.1%	0.0%	50.0%	11.1%	4.5%	0.0%	40.0%	33.3%	0.0%
Instant messaging	0.0%	0.0%	6.1%	0.0%	0.0%	0.0%	4.5%	0.0%	0.0%	33.3%	0.0%
World Bank seminars/workshops/conferences*	50.0%	0.0%	53.1%	0.0%	0.0%	33.3%	50.0%	25.0%	40.0%	0.0%	25.0%
World Bank Public Information Center	0.0%	16.7%	10.2%	40.0%	0.0%	11.1%	4.5%	25.0%	20.0%	0.0%	25.0%
World Bank publications and other written materials	25.0%	66.7%	42.9%	40.0%	75.0%	44.4%	22.7%	25.0%	60.0%	0.0%	50.0%
Mobile phones	0.0%	16.7%	2.0%	0.0%	0.0%	0.0%	13.6%	0.0%	0.0%	0.0%	0.0%
Social media (Facebook, Twitter, Youtube)	0.0%	0.0%	4.1%	20.0%	0.0%	0.0%	4.5%	25.0%	0.0%	0.0%	0.0%
Blogs	0.0%	0.0%	0.0%	0.0%	0.0%	0.0%	0.0%	0.0%	0.0%	0.0%	0.0%
Other	0.0%	0.0%	4.1%	0.0%	0.0%	0.0%	0.0%	0.0%	0.0%	0.0%	0.0%

*Significantly different between stakeholder groups

Are you aware of the World Bank's Access to Information Policy under which the Bank will now disclose any information in its possession that is not a list of exceptions?*

Percentage of Respondents	Office of President/ Prime Minister	Office of Parliamentarian	Employee of Ministry/ Ministerial Dep/ Implementation Agency	Local Govt.	Bilateral/ Multilateral Agency	Private sector/ Financial sector/ Private bank	CSO	Media	Independent Government Institution	Academia/ Research institute/ Think tank	Other
Yes	33.3%	20.0%	35.1%	25.0%	75.0%	12.5%	23.8%	50.0%	60.0%	66.7%	0.0%
No	66.7%	80.0%	64.9%	75.0%	25.0%	87.5%	76.2%	50.0%	40.0%	33.3%	100.0%

Have you requested information from the World Bank on its activities in the past year?

Percentage of Respondents	Office of President/ Prime Minister	Office of Parliamentarian	Employee of Ministry/ Ministerial Dep/ Implementation Agency	Local Govt.	Bilateral/ Multilateral Agency	Private sector/ Financial sector/ Private bank	CSO	Media	Independent Government Institution	Academia/ Research institute/ Think tank	Other
Yes	25.0%	0.0%	11.9%	25.0%	25.0%	12.5%	4.8%	0.0%	40.0%	0.0%	0.0%
No	75.0%	100.0%	88.1%	75.0%	75.0%	87.5%	95.2%	100.0%	60.0%	100.0%	100.0%

Were you able to obtain this information?*

Percentage of Respondents	Office of President/ Prime Minister	Office of Parliamentarian	Employee of Ministry/ Ministerial Dep/ Implementation Agency	Local Govt.	Bilateral/ Multilateral Agency	Private sector/ Financial sector/ Private bank	CSO	Media	Independent Government Institution	Academia/ Research institute/ Think tank	Other
Yes	0.0%	0.0%	100.0%	0.0%	0.0%	0.0%	0.0%	0.0%	100.0%	0.0%	0.0%
No	100.0%	0.0%	0.0%	100.0%	100.0%	100.0%	0.0%	0.0%	0.0%	0.0%	0.0%

*Significantly different between stakeholder groups

Do you have access to the Internet?*

Percentage of Respondents	Office of President/ Prime Minister	Office of Parliamentarian	Employee of Ministry/ Ministerial Dep/ Implementation Agency	Local Govt.	Bilateral/ Multilateral Agency	Private sector/ Financial sector/ Private bank	CSO	Media	Independent Government Institution	Academia/ Research institute/ Think tank	Other
Yes	100.0%	66.7%	95.3%	100.0%	100.0%	100.0%	57.1%	100.0%	100.0%	66.7%	100.0%
No	0.0%	33.3%	4.7%	0.0%	0.0%	0.0%	42.9%	0.0%	0.0%	33.3%	0.0%

*Significantly different between stakeholder groups

G. Communication and Information Sharing (continued)

Do you use/have used the World Bank website?*

Percentage of Respondents	Office of President/ Prime Minister	Office of Parliamentarian	Employee of Ministry/ Ministerial Dep/ Implementation Agency	Local Govt.	Bilateral/ Multilateral Agency	Private sector/ Financial sector/ Private bank	CSO	Media	Independent Government Institution	Academia/ Research institute/ Think tank	Other
Yes	50.0%	33.3%	53.3%	50.0%	100.0%	62.5%	5.0%	66.7%	75.0%	66.7%	50.0%
No	50.0%	66.7%	46.7%	50.0%	0.0%	37.5%	95.0%	33.3%	25.0%	33.3%	50.0%

*Significantly different between stakeholder groups

Which do you primarily use?

Percentage of Respondents	Office of President/ Prime Minister	Office of Parliamentarian	Employee of Ministry/ Ministerial Dep/ Implementation Agency	Local Govt.	Bilateral/ Multilateral Agency	Private sector/ Financial sector/ Private bank	CSO	Media	Independent Government Institution	Academia/ Research institute/ Think tank	Other
The World Bank's country website	50.0%	66.7%	45.8%	100.0%	0.0%	66.7%	50.0%	66.7%	0.0%	50.0%	0.0%
The World Bank's main website	50.0%	33.3%	54.2%	0.0%	100.0%	33.3%	50.0%	33.3%	100.0%	50.0%	100.0%

Please rate how much you agree with the following statements, on a ten point scale.

	Which of the following best describes your current position?																																
	Office of the President, Prime Minister			Office of Parliamentarian			Employee of Ministry/Ministerial Dep/Implementation			Local Government office or staff			Bilateral/Multilateral Agency			Private sector/Financial sector/Private bank			CSO			Media			Independent Government Institution			Academia/Research institute/Think tank			Other		
	N	Mean	SD	N	Mean	SD	N	Mean	SD	N	Mean	SD	N	Mean	SD	N	Mean	SD	N	Mean	SD	N	Mean	SD	N	Mean	SD	N	Mean	SD			
I use more data from the World Bank as a result of the organization's Open Data policy	3	6.00	3.61	4	4.00	1.15	32	4.56	2.69	2	5.00	1.41	3	4.67	0.58	7	5.14	1.57	9	3.89	2.67	1	7.00		4	5.50	3.11	3	6.00	4.58	2	7.50	3.54
I find the World Bank websites easy to navigate	2	5.50	3.54	3	5.00	3.61	33	5.27	2.47	2	5.00	1.41	3	5.67	1.15	6	5.17	2.32	9	2.33	1.94	2	7.50	0.71	5	6.40	3.13	3	5.33	3.79	2	6.00	1.41
I find the information on the World Bank's websites useful*	2	6.50	2.12	3	8.00	2.00	31	6.48	2.46	2	7.00	1.41	3	5.67	1.15	7	6.29	2.93	5	2.40	1.67	2	5.50	0.71	4	8.00	0.82	3	6.33	4.73	2	9.00	1.41
When I need information from the World Bank I know how to find it	3	4.67	3.21	4	5.50	3.70	32	5.31	2.98	3	4.67	1.15	3	6.00	1.00	5	3.40	2.61	10	5.20	3.79	2	5.50	3.54	4	6.00	3.37	3	6.00	4.58	1	5.00	
The World Bank is responsive to my information requests and inquiries	1	3.00		3	3.00	2.00	25	3.96	2.56	2	4.00	1.41	3	4.67	1.53	4	2.75	1.71	8	4.50	3.74	1	4.00		3	6.33	2.08	1	1.00		0	0	0.00

(1-Strongly disagree, 10-Strongly agree); *Significantly different between stakeholder groups

H. Background Information

Currently, do you professionally collaborate/work with the World Bank in your country?

Percentage of Respondents	Office of President/ Prime Minister	Office of Parliamentarian	Employee of Ministry/ Ministerial Dep/ Implementation Agency	Local Govt.	Bilateral/ Multilateral Agency	Private sector/ Financial sector/ Private bank	CSO	Media	Independent Government Institution	Academia/ Research institute/ Think tank	Other
Yes	0.0%	40.0%	26.7%	50.0%	50.0%	33.3%	20.8%	25.0%	20.0%	33.3%	0.0%
No	100.0%	60.0%	73.3%	50.0%	50.0%	66.7%	79.2%	75.0%	80.0%	66.7%	100.0%

Which of the following describes most of your exposure to the World Bank in Sao Tome and Principe? (Choose no more than TWO)

Percentage of Respondents (Responses Combined)	Office of President/ Prime Minister	Office of Parliamentarian	Employee of Ministry/ Ministerial Dep/ Implementation Agency	Local Govt.	Bilateral/ Multilateral Agency	Private sector/ Financial sector/ Private bank	CSO	Media	Independent Government Institution	Academia/ Research institute/ Think tank	Other
Observer (i.e., follow in media, discuss in informal conversations, etc.)	0.0%	50.0%	38.1%	50.0%	50.0%	44.4%	35.7%	50.0%	40.0%	33.3%	66.7%
Use World Bank reports/data	66.7%	0.0%	23.8%	50.0%	25.0%	22.2%	0.0%	25.0%	40.0%	33.3%	33.3%
Engage in World Bank related/sponsored events/activities	33.3%	25.0%	14.3%	0.0%	25.0%	22.2%	50.0%	0.0%	20.0%	66.7%	0.0%
Collaborate as part of my professional duties	0.0%	50.0%	40.5%	25.0%	50.0%	22.2%	64.3%	25.0%	40.0%	0.0%	0.0%
Use World Bank website for information, data, research, etc.	66.7%	50.0%	33.3%	25.0%	25.0%	22.2%	0.0%	25.0%	20.0%	33.3%	66.7%

Appendix C: Indicator Questions as a Function of Exposure to the Bank

Indicator Question	Currently, do you professionally collaborate/work with the World Bank in your country?		Which of the following describes most of your exposure to the World Bank in STP? (Choose no more than TWO)									
			Observer		Use WB reports/data		Engage in WB activities		Collaborate		Use World Bank website	
	No Mean	Yes Mean	No Mean	Yes Mean	No Mean	Yes Mean	No Mean	Yes Mean	No Mean	Yes Mean	No Mean	Yes Mean
Overall, please rate your impression of the World Bank's effectiveness in STP.	5.15	6.00	5.63	5.15	5.56	5.00	5.39	5.53	5.07	5.97	5.28	5.77
To what extent do you believe the World Bank's staff is well prepared to help STP solve its most complicated development challenges?	6.27	7.08	6.57	6.12	6.60	5.61	6.35	6.44	6.00	6.94	6.52	6.04
Overall the World Bank currently plays a relevant role in development in STP	6.61	7.11	6.85	6.63	6.89	6.33	6.81	6.58	6.45	7.26	6.56	7.22
The World Bank's work is aligned with what I consider the development priorities for STP	5.28	6.38	5.79	5.46	5.64	5.68	5.62	5.76	5.50	5.90	5.79	5.32
Responsiveness	5.11	6.10	5.42	5.55	5.54	5.29	5.59	4.91	5.15	6.07	5.56	5.33
Openness (sharing data and other information)	5.58	5.95	5.56	5.86	5.86	5.19	5.74	5.57	5.52	6.00	5.80	5.52
Collaboration with groups outside of the Government	4.30	5.95	5.33	4.45	4.95	4.63	4.74	5.54	4.38	5.66	5.16	4.29
Collaboration with the Government	7.46	8.12	7.51	7.67	7.70	7.16	7.75	6.88	7.42	7.82	7.38	8.00
Collaboration with other donors	6.40	7.47	6.53	6.55	6.92	5.33	6.64	6.00	6.28	7.00	6.45	6.70
To what extent does the World Bank's work help to achieve development results in STP?	6.03	6.44	6.02	6.19	6.27	5.52	6.10	6.06	5.87	6.43	5.98	6.33
The World Bank's financial instruments meet the needs of STP	5.04	6.18	5.43	5.37	5.44	5.29	5.42	5.35	5.08	5.86	5.46	5.29
The World Bank meets STP's needs for knowledge services	5.09	6.44	5.41	5.35	5.58	4.68	5.37	5.44	5.00	5.89	5.47	5.19
The World Bank's knowledge and research are adaptable to STP's specific development challenges and circumstances	4.98	5.44	5.49	5.23	5.53	4.83	5.23	5.88	5.27	5.53	5.58	4.92
Overall, how significant a contribution do you believe the World Bank's knowledge and research make to development results in your country?	6.15	6.96	6.65	6.13	6.51	6.14	6.34	6.74	6.25	6.71	6.65	5.93
Overall, how would you rate the technical quality of the World Bank's knowledge/research?	6.66	6.65	6.83	6.42	6.44	7.35	6.62	6.78	6.50	6.88	6.92	6.04
Where country systems are adequate, the World Bank makes appropriate use of them	5.53	6.79	6.79	6.00	6.43	6.25	6.31	6.80	6.06	6.84	6.74	5.75

Yellow highlight indicates significant difference between Yes and No mean.

Appendix D: Sao Tome and Principe FY 2012 Questionnaire



World Bank Country Survey FY12 – Sao Tome and Principe

The World Bank is interested in gauging the views of clients and partners who are either involved in development in Sao Tome and Principe (STP) or who observe activities related to social and economic development. The following survey is meant to give the World Bank's team that works in STP, greater insight into how the Bank's work is perceived. This is one tool the World Bank uses to assess the views of its critical stakeholders. With this understanding, the World Bank hopes to develop more effective strategies, outreach and programs that support development in STP. The World Bank commissioned an independent firm to oversee the logistics of this effort in STP. This ensures anonymity and confidentiality. We hope you'll be candid. To complete the survey, please circle/check the response that most accurately reflects your opinion. **If you prefer not to answer a question, please leave it blank.**

PLEASE NOTE: IN SOME CASES THE SURVEY WILL ASK FOR A SPECIFIC NUMBER OF RESPONSES. PLEASE DO NOT CHOOSE ANY MORE THAN REQUESTED. IF MORE RESPONSES ARE CHOSEN, DATA CANNOT BE INCLUDED IN ANALYSIS.

SECTION A: GENERAL ISSUES FACING STP

A1. In general would you say that STP is headed in ... ?	
1	The right direction
2	The wrong direction
3	Not sure

SECTION A: GENERAL ISSUES

A2. When considering development priorities, which ONE development priority below is the most important in STP? Which ONE is the second most important priority? Which ONE is the third most important priority?

Choose only ONE for each column		FIRST priority (Choose only ONE)	SECOND priority (Choose only ONE)	THIRD priority (Choose only ONE)
1	Rural development	<input type="checkbox"/>	<input type="checkbox"/>	<input type="checkbox"/>
2	Education	<input type="checkbox"/>	<input type="checkbox"/>	<input type="checkbox"/>
3	Social protection (e.g., pensions, targeted social assistance)	<input type="checkbox"/>	<input type="checkbox"/>	<input type="checkbox"/>
4	Transport (e.g., roads, bridges, transportation)	<input type="checkbox"/>	<input type="checkbox"/>	<input type="checkbox"/>
5	Oil sector development (i.e. sustainable and transparent, particularly related to revenue management)	<input type="checkbox"/>	<input type="checkbox"/>	<input type="checkbox"/>
6	Poverty reduction	<input type="checkbox"/>	<input type="checkbox"/>	<input type="checkbox"/>
7	Political Stability	<input type="checkbox"/>	<input type="checkbox"/>	<input type="checkbox"/>
8	Public sector reform	<input type="checkbox"/>	<input type="checkbox"/>	<input type="checkbox"/>
9	Regional integration	<input type="checkbox"/>	<input type="checkbox"/>	<input type="checkbox"/>
10	Gender	<input type="checkbox"/>	<input type="checkbox"/>	<input type="checkbox"/>
11	Domestic private sector development	<input type="checkbox"/>	<input type="checkbox"/>	<input type="checkbox"/>
12	Foreign direct investment	<input type="checkbox"/>	<input type="checkbox"/>	<input type="checkbox"/>
13	Water and sanitation	<input type="checkbox"/>	<input type="checkbox"/>	<input type="checkbox"/>
14	Anti-corruption	<input type="checkbox"/>	<input type="checkbox"/>	<input type="checkbox"/>
15	Monitoring and evaluation	<input type="checkbox"/>	<input type="checkbox"/>	<input type="checkbox"/>
16	Public financial management (e.g., public expenditure, fiscal system reform)	<input type="checkbox"/>	<input type="checkbox"/>	<input type="checkbox"/>
17	Job creation/employment	<input type="checkbox"/>	<input type="checkbox"/>	<input type="checkbox"/>
18	Governance (i.e., government effectiveness)	<input type="checkbox"/>	<input type="checkbox"/>	<input type="checkbox"/>
19	Financial markets	<input type="checkbox"/>	<input type="checkbox"/>	<input type="checkbox"/>
20	Urban development	<input type="checkbox"/>	<input type="checkbox"/>	<input type="checkbox"/>
21	Environmental sustainability	<input type="checkbox"/>	<input type="checkbox"/>	<input type="checkbox"/>
22	Equality of opportunity (i.e., equity)	<input type="checkbox"/>	<input type="checkbox"/>	<input type="checkbox"/>
23	Health	<input type="checkbox"/>	<input type="checkbox"/>	<input type="checkbox"/>
24	Energy	<input type="checkbox"/>	<input type="checkbox"/>	<input type="checkbox"/>
25	Food security	<input type="checkbox"/>	<input type="checkbox"/>	<input type="checkbox"/>
26	Climate change (e.g., mitigation, adaptation)	<input type="checkbox"/>	<input type="checkbox"/>	<input type="checkbox"/>
27	Agricultural development	<input type="checkbox"/>	<input type="checkbox"/>	<input type="checkbox"/>
28	Trade and exports	<input type="checkbox"/>	<input type="checkbox"/>	<input type="checkbox"/>
29	Crime and violence	<input type="checkbox"/>	<input type="checkbox"/>	<input type="checkbox"/>
30	Economic growth	<input type="checkbox"/>	<input type="checkbox"/>	<input type="checkbox"/>
31	Law and justice (e.g., judicial system)	<input type="checkbox"/>	<input type="checkbox"/>	<input type="checkbox"/>
32	Regulatory framework	<input type="checkbox"/>	<input type="checkbox"/>	<input type="checkbox"/>
33	Communicable/non-communicable diseases	<input type="checkbox"/>	<input type="checkbox"/>	<input type="checkbox"/>
34	Basic infrastructure	<input type="checkbox"/>	<input type="checkbox"/>	<input type="checkbox"/>
35	Natural resource management (e.g., oil, gas, mining)	<input type="checkbox"/>	<input type="checkbox"/>	<input type="checkbox"/>
36	Global integration	<input type="checkbox"/>	<input type="checkbox"/>	<input type="checkbox"/>
37	Disaster management	<input type="checkbox"/>	<input type="checkbox"/>	<input type="checkbox"/>
38	Information and communications technology	<input type="checkbox"/>	<input type="checkbox"/>	<input type="checkbox"/>

SECTION A: GENERAL ISSUES

A3. Poverty reduction is a broad term that encompasses work in many different areas.	
Which THREE areas of development listed below do you believe would contribute most to reducing poverty in STP? (Choose no more than THREE)	
1	Water and sanitation
2	Equality of opportunity (i.e., equity)
3	Economic growth
4	Climate change (e.g., mitigation, adaptation)
5	Disaster management
6	Regional integration
7	Gender
8	Rural development
9	Urban development
10	Oil sector development (i.e. sustainable and transparent, particularly related to revenue management)
11	Education
12	Regulatory framework
13	Basic infrastructure
14	Social protection (e.g., pensions, targeted social assistance)
15	Law and justice (e.g., judicial system)
16	Transport (e.g., roads, bridges, transportation)
17	Crime and violence
18	Communicable/non-communicable diseases
19	Information and communications technology
20	Anti corruption
21	Domestic private sector development
22	Foreign direct investment
23	Global integration
24	Energy
25	Public sector reform
26	Monitoring and evaluation
27	Governance (i.e., government effectiveness)
28	Natural resource management (e.g., oil, gas, mining)
29	Environmental sustainability
30	Political Stability
31	Health
32	Public financial management (e.g., public expenditure, fiscal system reform)
33	Agricultural development
34	Job creation/employment
35	Financial markets
36	Trade and exports
37	Food security

SECTION A: GENERAL ISSUES**A4. Economic growth can be driven by a number of factors.**

Which THREE areas below do you believe would contribute most to generating economic growth in STP? (Choose no more than THREE)

1	Energy
2	Equality of opportunity (i.e., equity)
3	Social protection (e.g., pensions, targeted social assistance)
4	Global integration
5	Climate change (e.g., mitigation, adaptation)
6	Anti corruption
7	Disaster management
8	Rural development
9	Foreign direct investment
10	Urban development
11	Water and sanitation
12	Education
13	Information and communications technology
14	Regulatory framework
15	Communicable/non-communicable diseases
16	Trade and exports
17	Public sector reform
18	Regional integration
19	Domestic private sector development
20	Job creation/employment
21	Agricultural development
22	Oil sector development (i.e. sustainable and transparent, particularly related to revenue management)
23	Political Stability
24	Food security
25	Governance (i.e., government effectiveness)
26	Transport (e.g., roads, bridges, transportation)
27	Monitoring and evaluation
28	Gender
29	Natural resource management (e.g., oil, gas, mining)
30	Environmental sustainability
31	Health
32	Basic infrastructure
33	Law and justice (e.g., judicial system)
34	Crime and violence
35	Public financial management (e.g., public expenditure, fiscal system reform)
36	Financial markets

SECTION B: OVERALL ATTITUDES TOWARD THE WORLD BANK

B1. How familiar are you with the work of the World Bank in STP, on a ten point scale?									
1	2	3	4	5	6	7	8	9	10
Not familiar at all									Extremely familiar

B2. Overall, please rate your impression of the World Bank's effectiveness in STP, on a ten point scale?										
1	2	3	4	5	6	7	8	9	10	<input type="checkbox"/>
Not effective at all									Very effective	Don't know

B3. To what extent do you believe the World Bank's staff is well prepared (e.g., skills and knowledge) to help STP solve its most complicated development challenges, on a ten point scale?										
1	2	3	4	5	6	7	8	9	10	<input type="checkbox"/>
To no degree at all									To a very significant degree	Don't know

PLEASE NOTE: IN SOME CASES THE SURVEY WILL ASK FOR A SPECIFIC NUMBER OF RESPONSES. PLEASE DO NOT CHOOSE ANY MORE THAN REQUESTED. IF MORE RESPONSES ARE CHOSEN, DATA CANNOT BE INCLUDED IN ANALYSIS.

SECTION B: OVERALL ATTITUDES TOWARD THE WORLD BANK

B4. When thinking about how the World Bank can have the most impact on development results in STP, in which sectoral areas do you believe the World Bank should focus most of its attention and resources in STP? (Choose no more than THREE)

1	Rural development
2	Education
3	Social protection (e.g., pensions, targeted social assistance)
4	Governance (i.e., government effectiveness)
5	Transport (e.g., roads, bridges, transportation)
6	Poverty reduction
7	Public sector reform
8	Regional integration
9	Gender
10	Crime and violence
11	Domestic private sector development
12	Foreign direct investment
13	Water and sanitation
14	Energy
15	Oil sector development (i.e. sustainable and transparent, particularly related to revenue management)
16	Monitoring and evaluation
17	Public financial management (e.g., public expenditure, fiscal system reform)
18	Job creation/employment
19	Financial markets
20	Urban development
21	Environmental sustainability
22	Equality of opportunity (i.e., equity)
23	Health
24	Global integration
25	Food security
26	Climate change (e.g., mitigation, adaptation)
27	Agricultural development
28	Trade and exports
29	Economic growth
30	Law and justice (e.g., judicial system)
31	Regulatory framework
32	Communicable/non-communicable diseases
33	Basic infrastructure
34	Natural resource management (e.g., oil, gas, mining)
35	Anti corruption
36	Information and communications technology
37	Disaster management

SECTION B: OVERALL ATTITUDES TOWARD THE WORLD BANK

B5. When thinking about the World Bank's role, which activity do you believe is of greatest VALUE and which activity is of second greatest value in STP?			
		Greatest Value (Choose only ONE)	Second Greatest Value (Choose only ONE)
1	Financial resources	<input type="checkbox"/>	<input type="checkbox"/>
2	Mobilizing third party financial resources	<input type="checkbox"/>	<input type="checkbox"/>
3	Technical assistance	<input type="checkbox"/>	<input type="checkbox"/>
4	Knowledge sharing	<input type="checkbox"/>	<input type="checkbox"/>
5	Forging partnerships	<input type="checkbox"/>	<input type="checkbox"/>
6	Policy advice	<input type="checkbox"/>	<input type="checkbox"/>
7	Donor coordination	<input type="checkbox"/>	<input type="checkbox"/>
8	Data	<input type="checkbox"/>	<input type="checkbox"/>
9	Training/capacity building	<input type="checkbox"/>	<input type="checkbox"/>
10	Studies/analyses	<input type="checkbox"/>	<input type="checkbox"/>
11	Convening/facilitating	<input type="checkbox"/>	<input type="checkbox"/>
12	Linkage to non-Bank expertise (i.e., South-South knowledge sharing)	<input type="checkbox"/>	<input type="checkbox"/>
13	Other (please specify): _____	<input type="checkbox"/>	<input type="checkbox"/>

B6. Which of the following do you identify as the World Bank's greatest WEAKNESSES in its work in STP? (Choose no more than TWO)	
1	Imposing technocratic solutions without regard to political realities
2	Not exploring alternative policy options
3	Too bureaucratic in its operational policies and procedures
4	Staff too inaccessible
5	Arrogant in its approach
6	Not client focused
7	Lack of physical presence/office in STP
8	The credibility of its knowledge/data
9	Not willing to honestly criticize policies and reform efforts in the country
10	Too influenced by developed countries
11	Not enough public disclosure of its work
12	World Bank processes too slow and complex
13	Not aligned with country priorities
14	Not aligned with other donors' work
15	Not collaborating enough with non-state actors
16	Not adequately sensitive to political/social realities in STP
17	Other (please specify): _____

SECTION B: OVERALL ATTITUDES TOWARD THE WORLD BANK

B7. Which World Bank instruments do you believe are the MOST effective in reducing poverty in STP? (Choose no more than TWO)

1	Investment lending (financing specific projects)
2	Capacity development
3	Policy based lending / Budget support to the Government
4	Knowledge products/services (analytical work, studies, surveys, etc.)
5	Technical assistance (advice, best practice, international experience, etc.)
6	Trust Fund management
7	Other (please specify): _____
8	Don't know

B8. Which World Bank instruments do you believe are LEAST effective in helping to reduce poverty in STP? (Choose no more than TWO)

1	Investment lending (financing specific projects)
2	Capacity development
3	Policy based lending / Budget support to the Government
4	Knowledge products/services (analytical work, studies, surveys, etc.)
5	Technical assistance (advice, best practice, international experience, etc.)
6	Trust Fund management
7	Other (please specify): _____
8	Don't know

B9. To what extent do you believe the World Bank SHOULD seek to influence the global development agenda as related to "global public goods" (e.g., climate change, communicable diseases, international financial systems, trade, etc.), on a ten point scale?

1	2	3	4	5	6	7	8	9	10	<input type="checkbox"/>
To no degree at all										To a very significant degree
										Don't know

SECTION B: OVERALL ATTITUDES TOWARD THE WORLD BANK

B10. In addition to the regular relations with the national government as its main interlocutor, which TWO of the following groups should the World Bank collaborate with more in your country to ensure better development results there? (Choose no more than TWO)

1	NGOs
2	Local Government
3	Beneficiaries
4	Private sector
5	Community Based Organizations (CBOs)
6	Donor community
7	Foundations
8	Academia/think tanks/research institutes
9	Parliament
10	Media
11	Faith based organizations
12	Other (please specify): _____

To what extent do you agree with the following statements about the World Bank's work in STP, on a ten point scale?

		Strongly disagree										Strongly agree	Don't know
		1	2	3	4	5	6	7	8	9	10		
B11	Overall the World Bank currently plays a relevant role in development in STP												<input type="checkbox"/>
B12	The World Bank's work is aligned with what I consider the development priorities for this country												<input type="checkbox"/>
B13	The World Bank supports programs and strategies that are realistic for STP												<input type="checkbox"/>
B14	The World Bank treats clients and stakeholders in STP with respect												<input type="checkbox"/>

PLEASE NOTE: IN SOME CASES THE SURVEY WILL ASK FOR A SPECIFIC NUMBER OF RESPONSES. PLEASE DO NOT CHOOSE ANY MORE THAN REQUESTED. IF MORE RESPONSES ARE CHOSEN, DATA CANNOT BE INCLUDED IN ANALYSIS.

SECTION B: OVERALL ATTITUDES TOWARD THE WORLD BANK

To what extent is the World Bank an effective development partner in STP, in terms of each of the following?												
		To no degree at all								To a very significant degree		Don't know
		1	2	3	4	5	6	7	8	9	10	
B15	Responsiveness											<input type="checkbox"/>
B16	Flexibility (in terms of the World Bank's products and services)											<input type="checkbox"/>
B17	Flexibility (in terms of changing country circumstances)											<input type="checkbox"/>
B18	Being inclusive											<input type="checkbox"/>
B19	Openness (sharing data and other information)											<input type="checkbox"/>
B20	Staff accessibility											<input type="checkbox"/>
B21	Straightforwardness and honesty											<input type="checkbox"/>
B22	Collaboration with groups outside of the Government (e.g., NGOs, academia, private sector)											<input type="checkbox"/>
B23	Collaboration with the Government											<input type="checkbox"/>
B24	Collaboration with other donors											<input type="checkbox"/>
B25	Follow through over time											<input type="checkbox"/>

B26. When World Bank assisted reform efforts fail or are slow to take place, which of the following would you attribute this to? (Choose no more than TWO)	
1	The World Bank works too slowly
2	The Government works inefficiently
3	There is not an adequate level of citizen/civil society participation
4	Poor donor coordination
5	The World Bank does not do adequate follow through/follow-up
6	Lack of/inadequate levels of capacity in Government
7	Political pressures and obstacles
8	Reforms are not well thought out in light of country challenges
9	The World Bank is not sensitive enough to political/social realities on the ground
10	Other (please specify): _____

SECTION C: WORLD BANK EFFECTIVENESS AND RESULTS

How effective do you believe the World Bank is in terms of the work it does in the following areas of development in STP, on a ten point scale?												
		Not effective at all								Very effective		Don't know
		1	2	3	4	5	6	7	8	9	10	
C1	Anti corruption	1	2	3	4	5	6	7	8	9	10	<input type="checkbox"/>
C2	Information and communications technology	1	2	3	4	5	6	7	8	9	10	<input type="checkbox"/>
C3	Transport (e.g., roads, bridges, transportation)	1	2	3	4	5	6	7	8	9	10	<input type="checkbox"/>
C4	Crime and violence	1	2	3	4	5	6	7	8	9	10	<input type="checkbox"/>
C5	Law and justice (e.g., judicial system)	1	2	3	4	5	6	7	8	9	10	<input type="checkbox"/>
C6	Urban development	1	2	3	4	5	6	7	8	9	10	<input type="checkbox"/>
C7	Environmental sustainability	1	2	3	4	5	6	7	8	9	10	<input type="checkbox"/>
C8	Regulatory framework	1	2	3	4	5	6	7	8	9	10	<input type="checkbox"/>
C9	Basic infrastructure	1	2	3	4	5	6	7	8	9	10	<input type="checkbox"/>
C10	Communicable/non-communicable diseases	1	2	3	4	5	6	7	8	9	10	<input type="checkbox"/>
C11	Poverty reduction	1	2	3	4	5	6	7	8	9	10	<input type="checkbox"/>
C12	Gender	1	2	3	4	5	6	7	8	9	10	<input type="checkbox"/>
C13	Domestic private sector development	1	2	3	4	5	6	7	8	9	10	<input type="checkbox"/>
C14	Foreign direct investment	1	2	3	4	5	6	7	8	9	10	<input type="checkbox"/>
C15	Water and sanitation	1	2	3	4	5	6	7	8	9	10	<input type="checkbox"/>
C16	Trade and exports	1	2	3	4	5	6	7	8	9	10	<input type="checkbox"/>
C17	Economic growth	1	2	3	4	5	6	7	8	9	10	<input type="checkbox"/>
C18	Energy	1	2	3	4	5	6	7	8	9	10	<input type="checkbox"/>
C19	Disaster management	1	2	3	4	5	6	7	8	9	10	<input type="checkbox"/>
C20	Monitoring and evaluation	1	2	3	4	5	6	7	8	9	10	<input type="checkbox"/>
C21	Public financial management (e.g., public expenditure, fiscal system reform)	1	2	3	4	5	6	7	8	9	10	<input type="checkbox"/>
C22	Job creation/employment	1	2	3	4	5	6	7	8	9	10	<input type="checkbox"/>
C23	Financial markets	1	2	3	4	5	6	7	8	9	10	<input type="checkbox"/>
C24	Equality of opportunity (i.e., equity)	1	2	3	4	5	6	7	8	9	10	<input type="checkbox"/>
C25	Health	1	2	3	4	5	6	7	8	9	10	<input type="checkbox"/>
C26	Rural development	1	2	3	4	5	6	7	8	9	10	<input type="checkbox"/>
C27	Global integration	1	2	3	4	5	6	7	8	9	10	<input type="checkbox"/>
C28	Governance (i.e., government effectiveness)	1	2	3	4	5	6	7	8	9	10	<input type="checkbox"/>
C29	Food security	1	2	3	4	5	6	7	8	9	10	<input type="checkbox"/>
C30	Education	1	2	3	4	5	6	7	8	9	10	<input type="checkbox"/>
C31	Social protection (e.g., pensions, targeted social assistance)	1	2	3	4	5	6	7	8	9	10	<input type="checkbox"/>
C32	Climate change (e.g., mitigation, adaptation)	1	2	3	4	5	6	7	8	9	10	<input type="checkbox"/>
C33	Public sector reform	1	2	3	4	5	6	7	8	9	10	<input type="checkbox"/>
C34	Regional integration	1	2	3	4	5	6	7	8	9	10	<input type="checkbox"/>
C35	Agricultural development	1	2	3	4	5	6	7	8	9	10	<input type="checkbox"/>
C36	Natural resource management (e.g., oil, gas, mining)	1	2	3	4	5	6	7	8	9	10	<input type="checkbox"/>
C37	Oil sector development (i.e. sustainable and transparent, particularly related to revenue management)	1	2	3	4	5	6	7	8	9	10	<input type="checkbox"/>

SECTION C: WORLD BANK EFFECTIVENESS AND RESULTS

C38. To what extent does the World Bank's work help to achieve development results in STP, on a ten point scale?

1	2	3	4	5	6	7	8	9	10	<input type="checkbox"/>
To no degree at all									To a very significant degree	Don't know

To what extent do you agree with the following statements about the World Bank in STP, on a ten point scale?

		Strongly disagree										Strongly agree	Don't know
C39	The World Bank's financial instruments (i.e., investment lending, Development Policy Loan, Trust Funds, Program 4 Result, etc.) meet the needs of STP	1	2	3	4	5	6	7	8	9	10	<input type="checkbox"/>	
C40	The World Bank meets STP's needs for knowledge services (e.g., research, analysis, data, technical assistance)	1	2	3	4	5	6	7	8	9	10	<input type="checkbox"/>	

SECTION D: THE WORLD BANK'S KNOWLEDGE

D1. How frequently do you consult World Bank knowledge and research (e.g., data, analysis, reports) in the work you do?

1	Weekly
2	Monthly
3	A few times a year
4	Rarely
5	Never

PLEASE NOTE: IN SOME CASES THE SURVEY WILL ASK FOR A SPECIFIC NUMBER OF RESPONSES. PLEASE DO NOT CHOOSE ANY MORE THAN REQUESTED. IF MORE RESPONSES ARE CHOSEN, DATA CANNOT BE INCLUDED IN ANALYSIS.

SECTION D: THE WORLD BANK'S KNOWLEDGE

D2. When thinking about the development challenges in STP, where do you believe it would be most valuable for the World Bank to focus its research and knowledge efforts in the next few years? (Choose no more than THREE)	
1	Public sector reform
2	Gender
3	Education
4	Domestic private sector development
5	Oil sector development (i.e. sustainable and transparent, particularly related to revenue management)
6	Foreign direct investment
7	Water and sanitation
8	Trade and exports
9	Economic growth
10	Energy
11	Disaster management
12	Monitoring and evaluation
13	Governance (i.e., government effectiveness)
14	Social protection (e.g., pensions, targeted social assistance)
15	Climate change (e.g., mitigation, adaptation)
16	Poverty reduction
17	Law and justice (e.g., judicial system)
18	Anti corruption
19	Financial markets
20	Equality of opportunity (i.e., equity)
21	Urban development
22	Crime and violence
23	Regional integration
24	Information and communications technology
25	Transport (e.g., roads, bridges, transportation)
26	Agricultural development
27	Natural resource management (e.g., oil, gas, mining)
28	Public financial management (e.g., public expenditure, fiscal system reform)
29	Job creation/employment
30	Health
31	Rural development
32	Global integration
33	Food security
34	Environmental sustainability
35	Regulatory framework
36	Basic infrastructure
37	Communicable/non-communicable diseases

SECTION D: THE WORLD BANK'S KNOWLEDGE

How effective do you believe the World Bank’s knowledge and research are at ... in STP?													
		Not effective at all										Very effective	Don't know
D3	Raising your awareness of the particular topic	1	2	3	4	5	6	7	8	9	10	<input type="checkbox"/>	
D4	Stimulating public debate/dialogue	1	2	3	4	5	6	7	8	9	10	<input type="checkbox"/>	
D5	Enhancing your knowledge and/or skills	1	2	3	4	5	6	7	8	9	10	<input type="checkbox"/>	
D6	Contributing to good policy making	1	2	3	4	5	6	7	8	9	10	<input type="checkbox"/>	
D7	Providing support for program implementation	1	2	3	4	5	6	7	8	9	10	<input type="checkbox"/>	

To what extent do you believe that the World Bank’s knowledge and research ... in STP?													
		To no degree at all										To a very significant degree	Don't know
D8	Are timely	1	2	3	4	5	6	7	8	9	10	<input type="checkbox"/>	
D9	Include appropriate level of stakeholder involvement during preparation	1	2	3	4	5	6	7	8	9	10	<input type="checkbox"/>	
D10	Are relevant to STP’s development priorities	1	2	3	4	5	6	7	8	9	10	<input type="checkbox"/>	
D11	Provide feasible recommendations	1	2	3	4	5	6	7	8	9	10	<input type="checkbox"/>	
D12	Are accessible (well written and easy to understand)	1	2	3	4	5	6	7	8	9	10	<input type="checkbox"/>	
D13	A source of relevant information on global good practices	1	2	3	4	5	6	7	8	9	10	<input type="checkbox"/>	
D14	Are adequately disseminated	1	2	3	4	5	6	7	8	9	10	<input type="checkbox"/>	
D15	Are appropriately translated	1	2	3	4	5	6	7	8	9	10	<input type="checkbox"/>	
D16	Are adaptable to STP’s specific development challenges and country circumstances	1	2	3	4	5	6	7	8	9	10	<input type="checkbox"/>	

D17. Overall, how significant a contribution do you believe the World Bank's knowledge and research make to development results in your country, on a ten point scale?													
1	2	3	4	5	6	7	8	9	10	<input type="checkbox"/>			
Not significant at all									Very significant	Don't know			

SECTION D: THE WORLD BANK'S KNOWLEDGE

D18. Overall, how would you rate the technical quality of the World Bank's knowledge/research, on a ten point scale?

1	2	3	4	5	6	7	8	9	10	<input type="checkbox"/>
Very low technical quality									Very high technical quality	Don't know

D19. Overall, how effective is the World Bank at providing linkage to non-Bank expertise (i.e., South-South knowledge sharing, etc.)?

1	2	3	4	5	6	7	8	9	10	<input type="checkbox"/>
Not effective at all									Very effective	Don't know

SECTION E: WORKING WITH THE WORLD BANK

To what extent do you agree/disagree with the following statements, on a ten point scale?													
		Strongly disagree										Strongly agree	Don't know
		1	2	3	4	5	6	7	8	9	10		
E1	The World Bank disburses funds promptly	1	2	3	4	5	6	7	8	9	10	<input type="checkbox"/>	
E2	The World Bank effectively monitors and evaluates the projects and programs it supports	1	2	3	4	5	6	7	8	9	10	<input type="checkbox"/>	
E3	The World Bank's approvals and reviews are done in a timely fashion	1	2	3	4	5	6	7	8	9	10	<input type="checkbox"/>	
E4	The World Bank's "Safeguard Policy" requirements are reasonable	1	2	3	4	5	6	7	8	9	10	<input type="checkbox"/>	
E5	The World Bank imposes reasonable conditions on its lending	1	2	3	4	5	6	7	8	9	10	<input type="checkbox"/>	
E6	Working with the World Bank increases STP's institutional capacity	1	2	3	4	5	6	7	8	9	10	<input type="checkbox"/>	
E7	The World Bank ensures consistency and continuity through staff changes	1	2	3	4	5	6	7	8	9	10	<input type="checkbox"/>	
E8	The World Bank's teams and visits are well coordinated	1	2	3	4	5	6	7	8	9	10	<input type="checkbox"/>	
E9	Where country systems (e.g., procurement, financial management, etc.) are adequate, the World Bank makes appropriate use of them	1	2	3	4	5	6	7	8	9	10	<input type="checkbox"/>	
E10	The World Bank provides effective implementation support (i.e., supervision of projects)	1	2	3	4	5	6	7	8	9	10	<input type="checkbox"/>	

PLEASE NOTE: IN SOME CASES THE SURVEY WILL ASK FOR A SPECIFIC NUMBER OF RESPONSES. PLEASE DO NOT CHOOSE ANY MORE THAN REQUESTED. IF MORE RESPONSES ARE CHOSEN, DATA CANNOT BE INCLUDED IN ANALYSIS.

SECTION F: THE FUTURE ROLE OF THE WORLD BANK IN STP

F1. How significant a role do you believe the World Bank SHOULD play in STP's development in the near future, on a ten point scale?

1	2	3	4	5	6	7	8	9	10	<input type="checkbox"/>
Not a significant role at all									Very significant role	Don't know

F2. Which of the following SHOULD the World Bank do to make itself of greater value in STP? (Choose no more than TWO)

1	Improve the quality of its experts as related to STP's specific challenges
2	Reduce the complexity of obtaining World Bank financing
3	Focus primarily on advocacy issues
4	Improve the competitiveness of its financing compared to markets (e.g., cost, timeliness, and other terms)
5	Ensure greater selectivity in its work
6	Provide more adequate data/knowledge/statistics/figures on STP's economy
7	Offer more innovative financial products
8	Offer more innovative knowledge services
9	Increase availability of fee-based services
10	Work faster
11	Others (please specify): _____

SECTION G: COMMUNICATION AND INFORMATION SHARING

G1. How do you get most of your information about economic and social development issues in STP? (Choose no more than TWO)	
1	Local newspapers
2	International newspapers
3	Local radio
4	International radio
5	Local television
6	International television
7	Periodicals
8	Internet
9	World Bank website
10	Social media (Facebook, Twitter, Youtube)
11	Blogs
12	Mobile phones
13	Instant messaging
14	Other (please specify): _____

G2. How would you prefer to receive information from the World Bank? (Choose no more than TWO)	
1	World Bank website
2	Direct contact with World Bank (i.e., face to face meetings/discussions)
3	e-newsletters
4	Instant messaging
5	World Bank seminars/workshops/conferences
6	World Bank Public Information Center
7	World Bank publications and other written materials
8	Mobile phones
9	Social media (Facebook, Twitter, Youtube)
10	Blogs
11	Others (please specify): _____

G3	Are you aware of the World Bank's Access to Information Policy under which the Bank will now disclose any information in its possession that is not on a list of exceptions?	Yes	No
G4	Have you requested information from the World Bank on its activities in the past year? (If YES please go to Question G5; if NO please go to G6)	Yes	No
G5	Were you able to obtain this information?	Yes	No
G6	Do you have access to the Internet?	Yes	No
G7	Do you use/have you used the World Bank website?	Yes	No

SECTION G: COMMUNICATION AND INFORMATION SHARING

G8. Which do you primarily use?	
1	The World Bank's country website (www.worldbank.org/stp)
2	The World Bank's main website (www.worldbank.org)

Please rate how much you agree with the following statements, on a ten point scale.													
		Strongly disagree										Strongly agree	Don't know
		1	2	3	4	5	6	7	8	9	10		
G9	I use more data from the World Bank as a result of the organization's Open Data policy	1	2	3	4	5	6	7	8	9	10		<input type="checkbox"/>
G10	I find the World Bank websites easy to navigate. <i>(Only answer if you have used a World Bank website)</i>	1	2	3	4	5	6	7	8	9	10		<input type="checkbox"/>
G11	I find the information on the World Bank's websites useful. <i>(Only answer if you have used a World Bank website)</i>	1	2	3	4	5	6	7	8	9	10		<input type="checkbox"/>
G12	When I need information from the World Bank I know how to find it (e.g., whom to call, where to reach them, etc.)	1	2	3	4	5	6	7	8	9	10		<input type="checkbox"/>
G13	The World Bank is responsive to my information requests and inquiries	1	2	3	4	5	6	7	8	9	10		<input type="checkbox"/>

PLEASE NOTE: IN SOME CASES THE SURVEY WILL ASK FOR A SPECIFIC NUMBER OF RESPONSES. PLEASE DO NOT CHOOSE ANY MORE THAN REQUESTED. IF MORE RESPONSES ARE CHOSEN, DATA CANNOT BE INCLUDED IN ANALYSIS.

SECTION H: BACKGROUND INFORMATION

H1. Which of the following best describes your current position? (Please mark only ONE response)	
1	Office of the President, Prime Minister
2	Office of Minister
3	Office of Parliamentarian
4	Employee of a Ministry, Ministerial Department or Implementation Agency
5	Consultant/Contractor working on World Bank supported Project/Program
6	Project Management Unit (PMU) overseeing implementation of project
7	Local Government Office or Staff
8	Bilateral Agency
9	Multilateral Agency
10	Private Sector Organization
11	Private Foundation
12	Financial Sector/Private Bank
13	NGO
14	Community Based Organization
15	Media (Press, Radio, TV, Web, etc.)
16	Independent Government Institution (i.e., Regulatory Agency, Central Bank/oversight institution)
17	Trade Union
18	Faith-Based Group
19	Academia/Research Institute/Think Tank
20	Judiciary Branch
21	Other (please specify): _____

SECTION H: BACKGROUND INFORMATION

H2. Please identify the primary specialization of your work. (Please mark only ONE response)	
1	Agricultural development
2	Anti corruption
3	Basic infrastructure
4	Climate change (e.g., mitigation, adaptation)
5	Communicable/non-communicable diseases
6	Crime and violence
7	Disaster management
8	Domestic private sector development
9	Economic growth
10	Education
11	Energy
12	Environmental sustainability
13	Equality of opportunity (i.e., equity)
14	Financial markets
15	Food security
16	Foreign direct investment
17	Gender
18	Global integration
19	Governance (i.e., government effectiveness)
20	Health
21	Information and communications technology
22	Job creation/employment
23	Law and justice (e.g., judicial system)
24	Monitoring and evaluation
25	Natural resource management (e.g., oil, gas, mining)
26	Oil sector development (e.g. revenue management)
27	Poverty reduction
28	Public financial management (e.g., public expenditure, fiscal system reform)
29	Public sector reform
30	Regional integration
31	Regulatory framework
32	Rural development
33	Social protection (e.g., pensions, targeted social assistance)
34	Trade and exports
35	Transport (e.g., roads, bridges, transportation)
36	Urban development
37	Water and sanitation
38	Other (please specify): _____

SECTION H: BACKGROUND INFORMATION

H3. Currently, do you professionally collaborate/work with the World Bank in your country?

1	Yes
2	No

**H4. Which of the following describes most of your exposure to the World Bank in STP?
(Choose no more than TWO)**

1	Observer (i.e., follow in media, discuss in informal conversations, etc.)
2	Use World Bank reports/data
3	Engage in World Bank related/sponsored events/activities
4	Collaborate as part of my professional duties
5	Use World Bank website for information, data, research, etc.

H5. Which best represents your geographic location?

1	Ilha de São Tomé
2	Ilha de Príncipe

Thank you for completing the survey!