

____ COUNTY



STATISTIKAAMET

ESTONIAN SOCIAL SURVEY 2006

Household questionnaire

SECTION A	Interviewer's section	2
SECTION X	Tracing	5
SECTION B	General data of household	7
SECTION C	Living conditions	15
SECTION D	Economic welfare	16
SECTION E	Planned change of residence	21

Interviewer's section (continuation) 22

Survey week |__|__| |__|__| – |__|__| |__|__| |_2_|_0_|_0_|_6_|
date month date month year

[illegible]

Branch number | _ | _ |

WERE THERE ANY SPLIT-OFFS FROM THE INITIAL HOUSEHOLD? YES |__| NO |__|

Survey area |__|__|__|__| Code of interviewer |__|__|__|

TALLINN 2006

SECTION A. INTERVIEWER'S REMARKS

A01	DATE OF INTERVIEW	DATE OF CONTINUATION
A	_ _ DATE	_ _ DATE
B	_ _ MONTH	_ _ MONTH
A02	STARTING TIME OF THE INTERVIEW	IN CASE OF INTERRUPTION, STARTING TIME OF CONTINUATION
A	_ _ HOUR	_ _ HOUR
B	_ _ MINUTES	_ _ MINUTES
A03	PLACE OF INTERVIEW 1 RESPONDENT'S PLACE OF RESIDENCE 2 RESPONDENT'S PLACE OF WORK 3 INTERVIEWER'S PLACE OF WORK / PLACE OF RESIDENCE 4 ELSEWHERE (WRITE WHERE)	
A04	HOUSEHOLD'S PLACE OF RESIDENCE <div style="display: flex; justify-content: space-between;"> <div style="border-bottom: 1px solid black; width: 45%;"></div> <div>SETTLEMENT _ _ _ _ </div> </div> <div style="display: flex; justify-content: space-between;"> <div style="border-bottom: 1px solid black; width: 45%;"></div> <div>RURAL MUNICIPALITY _ _ _ </div> </div> <div style="display: flex; justify-content: space-between;"> <div style="border-bottom: 1px solid black; width: 45%;"></div> <div>COUNTY _ _ </div> </div>	

DEFINITIONS

Household is a group of people who live in a common dwelling (at the same address) and share joint financial and/or food resources. Persons included in the household are members of the household. A household may also consist of one member only.

Temporarily absent means first of all that the person absent will presumably return to the household after the end of the mission, studies, etc. In general, the respondent can decide whether the contact with the person absent is close enough to consider him or her a member of the household. If the person absent has started his or her own family and lives permanently separately, then he or she is not considered a member of the respondent household although, for example, he or she may still have his or her own room at his or her parents' house and he or she may receive regular financial help.

Sample household is a household, which contains at least one person who was included in the sample.

Sample persons are all household members, who were 14-year-olds or older as at 1 January of the survey year when the household was first included in the survey. It is indicated in the protocol whether the member is a sample person. Only sample persons are traced.

New household member is a household member who has joined the sample person's household after the last interview of the Social Survey.

Guest is a person who does not belong to the household but has spent at least three months in the household during the previous calendar year.

Initial household is a sample household where at least one such sample person belongs to who lives in the same dwelling as at the last survey year. If none of the households where a sample person belongs to lives at the same address, then initial household is the one where household member with the smallest person number belongs.

Split-off household is a new household of the sample person who has left the initial household and started to live separately.

New household is a household, which has been included to the survey from the year 2006.

Code of household is a special identifying code of the household, which is given to the household at inclusion to the survey. The code of household is given to the interviewer to take along on the sample information.

Split number is a two-figure code, which shows the division of the initial household. The split number of the initial household and a new household is 00. Interviewer will give the split number to the new split-off household: it is the first vacant split number displayed to the interviewer by the data entry program for information.

Household member's number is a special identifying code of the person formed according to the fixed regulation, which is attributed to every household member at his or her inclusion to the survey. Household member's number is unique and it consists of three parts: code of household (6 figures) + split number (2 figures) + reference number of the person (2 figures). **Household member's number is unchangeable during the whole survey.**

In case of the known household members, the household member's number is given the interviewer to take along on the sample information from where the interviewer writes the number in section X to the question XX1. In section B, the interviewer writes four last figures of the household member's number of the known members from section X or from the protocol (in case of split-off household). The interviewer gives these four last figures to new members or to the members of new households as follows:

1) to new members in the split-off or initial household

- a) the first two figures: split number – looks from the cover of the household questionnaire;
- b) the next two figures: the first vacant reference number of a household member in this household – data entry program gives automatically in case of split-offs;

2) to the members of a new household

- a) the first two figures: split number – looks from the cover of the household questionnaire (always 00);

- b) the next two figures: the reference number of a household member – according to the column number (BX1).

The interviewer cannot give the last four figures of the household member's number, if it concerns the person who has participated in the survey last year but has moved to another sample household (new members in the initial or split-off household (BX = 1 or 2 and BA1 = 1) and who participated also last year (BA4 = 1), or a member of a new household (BX = 3) who participated in the survey last year as well (BA4 = 1)). The described situation is exceptional. As a result the interviewer must very thoroughly double-check it.

SECTION X. TRACING





NB! SECTION X IS NOT FILLED IN REGARDING THE SPLIT-OFF OR A NEW HOUSEHOLD (SEE DEFINITION P 3).

WRITE THE DATA FROM THE SAMPLE INFORMATION IN ORDER OF THE REGISTER ABOUT ALL THE (KNOWN) HOUSEHOLD MEMBERS OF THE SURVEYED HOUSEHOLD INTO THE FOLLOWING TABLE. IF THE HOUSEHOLD CONSISTS OF MORE THAN 6 (KNOWN) HOUSEHOLD MEMBERS THEN USE AN ADDITIONAL SHEET. CHECK THE BACKGROUND DATA WITH THE QUESTIONNAIRE.

XX1	Reference number of the household member	1	2	3	4	5	6	
→	WRITE HOUSEHOLD MEMBER'S NUMBER	<input type="text"/>	<input type="text"/>	<input type="text"/>	<input type="text"/>	<input type="text"/>	<input type="text"/>	
X1	FIRST NAME	<input type="text"/>	<input type="text"/>	<input type="text"/>	<input type="text"/>	<input type="text"/>	<input type="text"/>	
X2	GENDER: 1 MALE 2 FEMALE	<input type="text"/>	<input type="text"/>	<input type="text"/>	<input type="text"/>	<input type="text"/>	<input type="text"/>	
X3	DATE OF BIRTH							
A	DATE	<input type="text"/>	<input type="text"/>	<input type="text"/>	<input type="text"/>	<input type="text"/>	<input type="text"/>	
B	MONTH	<input type="text"/>	<input type="text"/>	<input type="text"/>	<input type="text"/>	<input type="text"/>	<input type="text"/>	
C	YEAR	<input type="text"/>	<input type="text"/>	<input type="text"/>	<input type="text"/>	<input type="text"/>	<input type="text"/>	
D	AGE (1 January 2006)	<input type="text"/>	<input type="text"/>	<input type="text"/>	<input type="text"/>	<input type="text"/>	<input type="text"/>	

IF THE PERSONAL DATA DIFFERS SUBSTANTIALLY, IT IS NECESSARY TO ASK WHETHER OR NOT IT IS THE SAME PERSON.

X4	Is ... Your household member?							1→X10
↓	1 YES 2 NO	<input type="text"/>	<input type="text"/>	<input type="text"/>	<input type="text"/>	<input type="text"/>	<input type="text"/>	
	For what reason is he/she not in the household?							
	21 has moved to a separate household							
	23 is dead	<input type="text"/>	<input type="text"/>	<input type="text"/>	<input type="text"/>	<input type="text"/>	<input type="text"/>	23, 24, 25, 26 → X7
	24 has left for a long time (more than 6 months) to a collective household or an institutional establishment within the boundaries of the country	<input type="text"/>	<input type="text"/>	<input type="text"/>	<input type="text"/>	<input type="text"/>	<input type="text"/>	
	25 has headed abroad (more than 6 months)	<input type="text"/>	<input type="text"/>	<input type="text"/>	<input type="text"/>	<input type="text"/>	<input type="text"/>	
	26 OTHER [RECORD]	<input type="text"/>	<input type="text"/>	<input type="text"/>	<input type="text"/>	<input type="text"/>	<input type="text"/>	

X6 	Indicate ...'s new address? Street, house, apartment Settlement Rural municipality County Contact telephone							
A	WRITE THE SPLIT NUMBER OF A NEW HOUSEHOLD (THE FIRST VACANT SPLIT NUMBER)	<input type="text"/>	<input type="text"/>	<input type="text"/>	<input type="text"/>	<input type="text"/>	<input type="text"/>	
X7 A B	When did ... depart the household (died)? Month Year	<input type="text"/> <input type="text"/>	<input type="text"/> <input type="text"/>	<input type="text"/> <input type="text"/>	<input type="text"/> <input type="text"/>	<input type="text"/> <input type="text"/>	<input type="text"/> <input type="text"/>	
X8	How many months was ... in the household in the previous calendar year?	<input type="text"/>	<input type="text"/>	<input type="text"/>	<input type="text"/>	<input type="text"/>	<input type="text"/>	
X9 	What was the main social status of ... in the previous calendar year? He or she was 1 working 2 unemployed 3 retired or in early retirement 4 homemaker, on parental leave, conscript, student (pupil), received pension for incapacity for work or other	<input type="text"/>	<input type="text"/>	<input type="text"/>	<input type="text"/>	<input type="text"/>	<input type="text"/>	
X10	INTERVIEWER CHECKPOINT. DOES THE TABLE INCLUDE THE DATA ABOUT ALL THE GIVEN HOUSEHOLD MEMBERS? 1 YES 2 NO	<input type="text"/>	<input type="text"/>	<input type="text"/>	<input type="text"/>	<input type="text"/>	<input type="text"/>	2 →X4

SECTION B. GENERAL DATA OF HOUSEHOLD

BX	HOUSEHOLD IS: 1 INITIAL HOUSEHOLD 2 SPLIT-OFF HOUSEHOLD 3 NEW HOUSEHOLD
-----------	---

WRITE THE DATA ABOUT ALL THE MEMBERS OF THE SURVEYED HOUSEHOLD INTO THE FOLLOWING TABLE. IN CASE OF **INITIAL HOUSEHOLD**, FIRST OF ALL THE KNOWN MEMBERS FROM SECTION X AND AFTER THEM NEW MEMBERS. IN CASE OF **SPLIT-OFF HOUSEHOLD**, WRITE FIRST OF ALL THE KNOWN MEMBERS FROM THE PROTOCOL AND THEREAFTER NEW MEMBERS. IN CASE OF **NEW HOUSEHOLD** THE WRITING HAS TO BE STARTED FROM THE REFERENCE PERSON AND CONTINUED IN THE ORDER OF AGE, STARTING FROM THE OLDEST. IF THE HOUSEHOLD CONSISTS OF MORE THAN 6 MEMBERS THEN USE AN ADDITIONAL SHEET. DRAW A CIRCLE AROUND THE NUMBER OF THE LAST PERSON.



BX1	Column number	01	02	03	04	05	06	
→	First name	
BA1	IS ... A NEW MEMBER IN THE HOUSEHOLD? 1 YES 2 NO	<input type="checkbox"/>	<input type="checkbox"/>	<input type="checkbox"/>	<input type="checkbox"/>	<input type="checkbox"/>	<input type="checkbox"/>	2→ BA4
BA2	Was ... born to the household? ↓ 1 YES 2 NO	<input type="checkbox"/>	<input type="checkbox"/>	<input type="checkbox"/>	<input type="checkbox"/>	<input type="checkbox"/>	<input type="checkbox"/>	
BA3	Indicate when did ... A come to the B household? Month Year	<input type="text"/> <input type="text"/>	<input type="text"/> <input type="text"/>	<input type="text"/> <input type="text"/>	<input type="text"/> <input type="text"/>	<input type="text"/> <input type="text"/>	<input type="text"/> <input type="text"/>	
BA4	Did ... participate in ESS in April – August 2005? 1 YES 2 NO	<input type="checkbox"/>	<input type="checkbox"/>	<input type="checkbox"/>	<input type="checkbox"/>	<input type="checkbox"/>	<input type="checkbox"/>	BA4=1 and BX=3 or BA4=1 and BA1=1 →BA6
BA5	4 LAST FIGURES OF THE HOUSEHOLD MEMBER'S NUMBER	<input type="text"/> <input type="text"/> <input type="text"/> <input type="text"/>	<input type="text"/> <input type="text"/> <input type="text"/> <input type="text"/>	<input type="text"/> <input type="text"/> <input type="text"/> <input type="text"/>	<input type="text"/> <input type="text"/> <input type="text"/> <input type="text"/>	<input type="text"/> <input type="text"/> <input type="text"/> <input type="text"/>	<input type="text"/> <input type="text"/> <input type="text"/> <input type="text"/>	
BA6	INTERVIEWER CHECKPOINT. DOES THE TABLE INCLUDE THE DATA ABOUT ALL PERSONS? 1 YES 2 NO	<input type="checkbox"/>	<input type="checkbox"/>	<input type="checkbox"/>	<input type="checkbox"/>	<input type="checkbox"/>	<input type="checkbox"/>	2→BA1 one member →B02

B01	What is ...'s relationship to other household members?	→	1	2	3	4	5	6	7	8	9	10	11
☀	01 Spouse or partner	1	■	■	■	■	■	■	■	■	■	■	■
	02 Child (incl. adopted)	2		■	■	■	■	■	■	■	■	■	■
	03 Foster child	3			■	■	■	■	■	■	■	■	■
	04 Parent	4				■	■	■	■	■	■	■	■
	05 Foster parent	5					■	■	■	■	■	■	■
	06 Grandparent / his or her partner	6						■	■	■	■	■	■
	07 Grandchild or child (incl. adopted) of the child's partner	7							■	■	■	■	■
	08 Daughter/son-in-law	8								■	■	■	■
	09 Mother/father-in-law									■	■	■	■
	12 Sister/brother										■	■	■

	10 Other relative 11 Non-relative	9																
		10																
		11																
		12																


Now let's talk separately about each member of Your household.

↓	Column number	01	02	03	04	05	06	
	First name	
B02	What is the gender of ... ? 1 – MALE 2 – FEMALE	<input type="text"/>	<input type="text"/>	<input type="text"/>	<input type="text"/>	<input type="text"/>	<input type="text"/>	
B03	Indicate the date of birth of ... Date Month Year	<input type="text"/> <input type="text"/> <input type="text"/>	<input type="text"/> <input type="text"/> <input type="text"/>	<input type="text"/> <input type="text"/> <input type="text"/>	<input type="text"/> <input type="text"/> <input type="text"/>	<input type="text"/> <input type="text"/> <input type="text"/>	<input type="text"/> <input type="text"/> <input type="text"/>	
B04	Indicate the country of birth of ...	<input type="text"/> <input type="text"/>	<input type="text"/> <input type="text"/>	<input type="text"/> <input type="text"/>	<input type="text"/> <input type="text"/>	<input type="text"/> <input type="text"/>	<input type="text"/> <input type="text"/>	 Estonia → B06
B05 A B	From which year has ... lived in Estonia? Year IF FROM 2005 OR 2006 THEN ASK Month	<input type="text"/> <input type="text"/>	<input type="text"/> <input type="text"/>	<input type="text"/> <input type="text"/>	<input type="text"/> <input type="text"/>	<input type="text"/> <input type="text"/>	<input type="text"/> <input type="text"/>	
B06 	What is the ethnic nationality of ... ? 01 Estonian 02 Russian 03 Ukrainian 04 Belorussian 05 Finn 06 Jew 07 Tatar 08 German 09 Latvian 10 Pole 11 Lithuanian 12 OTHER. [RECORD] 13 DOES NOT WANT TO ANSWER	<input type="text"/> <input type="text"/>	<input type="text"/> <input type="text"/>	<input type="text"/> <input type="text"/>	<input type="text"/> <input type="text"/>	<input type="text"/> <input type="text"/>		
B07 	Indicate the citizenship of ... 1 Estonian 2 Russian 3 Ukrainian 4 Belorussian 5 Finnish 6 OTHER. [RECORD] 7 UNSPECIFIED	<input type="text"/> <input type="text"/>	<input type="text"/> <input type="text"/>	<input type="text"/> <input type="text"/>	<input type="text"/> <input type="text"/>	<input type="text"/> <input type="text"/>	<input type="text"/> <input type="text"/>	
B07a 	Indicate the second citizenship of... 6 OTHER. [RECORD] 7 THERE IS NO OTHER	<input type="text"/> <input type="text"/>	<input type="text"/> <input type="text"/>	<input type="text"/> <input type="text"/>	<input type="text"/> <input type="text"/>	<input type="text"/> <input type="text"/>	<input type="text"/> <input type="text"/>	

B08	Does ... live currently 1 with his or her household? 2 separately? 3 alone?	<input type="checkbox"/>	<input type="checkbox"/>	<input type="checkbox"/>	<input type="checkbox"/>	<input type="checkbox"/>	<input type="checkbox"/>	1 → BP1 3 → BP1
B09 	Why is ... living separately? 1 Studies 2 Work 3 Military service 4 Hospitalisation 5 Imprisonment 6 OTHER. [RECORD]	<input type="checkbox"/>	<input type="checkbox"/>	<input type="checkbox"/>	<input type="checkbox"/>	<input type="checkbox"/>	<input type="checkbox"/>	
BP1	What is the legal marital status of ...? 1 Has never been married 2 Married 3 Divorced 4 Widowed	<input type="checkbox"/>	<input type="checkbox"/>	<input type="checkbox"/>	<input type="checkbox"/>	<input type="checkbox"/>	<input type="checkbox"/>	
BP2	What is the actual marital status of ...? 1 I cohabit 2 I do not cohabit	<input type="checkbox"/>	<input type="checkbox"/>	<input type="checkbox"/>	<input type="checkbox"/>	<input type="checkbox"/>	<input type="checkbox"/>	
BX2 	What was the main social status of ... in the previous calendar year? He or she was 1 working 2 unemployed 3 retired or in early retirement 4 homemaker, on parental leave, conscript, student (pupil), received pension for incapacity for work or other	<input type="checkbox"/>	<input type="checkbox"/>	<input type="checkbox"/>	<input type="checkbox"/>	<input type="checkbox"/>	<input type="checkbox"/>	
B10	INTERVIEWER CHECKPOINT. DOES THE TABLE INCLUDE THE DATA ABOUT ALL PERSONS? 1 YES 2 NO	<input type="checkbox"/>	<input type="checkbox"/>	<input type="checkbox"/>	<input type="checkbox"/>	<input type="checkbox"/>	<input type="checkbox"/>	2 → B02


The following questions refer to the guests who spent at least three months in Your household [SEE DEFINITION P 3].



BK1	Did someone who did not belong to the household spend at least three months in the household in the previous calendar year (i.e. were there guests)? 1 YES 2 NO → B11							
↓	Reference number of the guest	1	2	3	4	5	6	
BK2	First name	
BK3	What is the gender of ...? 1 MALE 2 FEMALE	<input type="checkbox"/>	<input type="checkbox"/>	<input type="checkbox"/>	<input type="checkbox"/>	<input type="checkbox"/>	<input type="checkbox"/>	
BK4	Indicate the date of birth of							
A	...	<input type="text"/>	<input type="text"/>	<input type="text"/>	<input type="text"/>	<input type="text"/>	<input type="text"/>	
B	Month	<input type="text"/>	<input type="text"/>	<input type="text"/>	<input type="text"/>	<input type="text"/>	<input type="text"/>	
C	Year	<input type="text"/>	<input type="text"/>	<input type="text"/>	<input type="text"/>	<input type="text"/>	<input type="text"/>	

BK5	Indicate the number of months when ... was in the household in the previous calendar year. Number of months	<input type="text"/>	<input type="text"/>	<input type="text"/>	<input type="text"/>	<input type="text"/>	<input type="text"/>	
BK6 	Indicate the main social status of ... in the previous calendar year. He or she was 1 working 2 unemployed 3 retired or in early retirement 4 homemaker, on parental leave, conscript, student (pupil), received pension for incapacity for work or other	<input type="text"/>	<input type="text"/>	<input type="text"/>	<input type="text"/>	<input type="text"/>	<input type="text"/>	
BK7	Where there more guests? 1 YES 2 NO	<input type="text"/>	<input type="text"/>	<input type="text"/>	<input type="text"/>	<input type="text"/>	<input type="text"/>	1 → BK2 2 → B11


The following questions refer to the children of Your household.

B11	Are there any 0-14-year-old children in Your household as at 1 January this year? (born in 1991 or earlier) 1 YES 2 NO → SECTION C						
B12 →	How old was the child on 1 January this year?	<input type="text"/>	<input type="text"/>	<input type="text"/>	<input type="text"/>	<input type="text"/>	
BX3	WRITE THE COLUMN NUMBER OF THE QUESTION BX1	<input type="text"/>	<input type="text"/>	<input type="text"/>	<input type="text"/>	<input type="text"/>	
→	First name	
B13 ↓	When viewing a typical week of the child from January to May, does the child attend a sports club, art club, learns to play some musical instrument or attends any other hobby group (<u>including</u> baby schools, <u>excluding</u> preparatory courses for children of pre-school age)? 1 YES	<input type="text"/>	<input type="text"/>	<input type="text"/>	<input type="text"/>	<input type="text"/>	1 → B15
A	Number of hours per week 2 NO	<input type="text"/> hours	<input type="text"/> hours	<input type="text"/> hours	<input type="text"/> hours	<input type="text"/> hours	

B14 	Why doesn't the child attend a hobby group? (Indicate one of the main reasons) 1 We do not have money for that 2 There are no hobby groups near the dwelling 3 The child does not want to go anywhere 4 The child does not have time for that 5 The child is too small 6 OTHER [RECORD]	<div style="text-align: center;"> _ </div> 	<div style="text-align: center;"> _ </div> 	<div style="text-align: center;"> _ </div> 	<div style="text-align: center;"> _ </div> 	<div style="text-align: center;"> _ </div> 	
B15	When viewing a typical week of the child from January to May, does the child 1 attend school / school for children with special needs (i.e. primary or basic school)? 2 study at home? 4 do none of the above-mentioned?	<div style="text-align: center;"> _ </div>	<div style="text-align: center;"> _ </div>	<div style="text-align: center;"> _ </div>	<div style="text-align: center;"> _ </div>	<div style="text-align: center;"> _ </div>	<div style="text-align: center;">4 →B16</div>
B15a	When viewing a typical week of the child from January to May, how many hours does the child spend at classes in primary or basic school? (incl. breaks, eating)	<div style="text-align: center;"> _ _ hours</div>	<div style="text-align: center;"> _ _ hours</div>	<div style="text-align: center;"> _ _ hours</div>	<div style="text-align: center;"> _ _ hours</div>	<div style="text-align: center;"> _ _ hours</div>	






	WRITE THE COLUMN NUMBER OF QUESTION BX1	<input type="text"/>	<input type="text"/>	<input type="text"/>	<input type="text"/>	<input type="text"/>	
BL1 	When viewing a typical week of the child from January to May, how many hours per week does the child spend on these days when there are classes ...						
A	in a long day or remedial group at school?	<input type="text"/> hours	<input type="text"/> hours	<input type="text"/> hours	<input type="text"/> hours	<input type="text"/> hours	
B	in a day centre (paid child care outside of home, except when with nanny)?	<input type="text"/> hours	<input type="text"/> hours	<input type="text"/> hours	<input type="text"/> hours	<input type="text"/> hours	
C	in boarding school (including time before and after time of learning until the official time of retiring, excl. time spent in sports or hobby groups)	<input type="text"/> hours	<input type="text"/> hours	<input type="text"/> hours	<input type="text"/> hours	<input type="text"/> hours	
BL2 	When viewing a typical week of the child from January to May, how many hours per week does the child spend on these days when there are no classes ...						
A	in a long day or remedial group at school?	<input type="text"/> hours	<input type="text"/> hours	<input type="text"/> hours	<input type="text"/> hours	<input type="text"/> hours	
B	in a day centre (paid child care outside of home, except when with nanny)?	<input type="text"/> hours	<input type="text"/> hours	<input type="text"/> hours	<input type="text"/> hours	<input type="text"/> hours	
C	in boarding school (including time before and after time of learning until the official time of retiring, excl. time spent in sports or hobby groups)	<input type="text"/> hours	<input type="text"/> hours	<input type="text"/> hours	<input type="text"/> hours	<input type="text"/> hours	→ BL5
B16	When viewing a typical week of the child from January to May, does the child						
A	1 attend kindergarten, crèche or kindergarten for children with special needs? 2 attend preparatory course for children of pre-school age or pre-school? 3 attend both?	<input type="text"/>	<input type="text"/>	<input type="text"/>	<input type="text"/>	<input type="text"/>	
B	Number of hours per week 4 The child attends neither of the above-mentioned?	<input type="text"/> hours	<input type="text"/> hours	<input type="text"/> hours	<input type="text"/> hours	<input type="text"/> hours	4 → B17


	WRITE THE COLUMN NUMBER OF QUESTION BX1	<input type="text"/>	<input type="text"/>	<input type="text"/>	<input type="text"/>	<input type="text"/>	
BL3	When viewing a typical week of the child from January to May, how many hours per week does the child spend in a day centre (paid child care outside of home, except when with nanny, in kindergarten, in crèche) on the days when the child attends kindergarten, kindergarten for children with special needs, crèche or preparatory course for children of pre-school age? [WRITE <u>THE NUMBER OF HOURS</u> OF THE USED VARIANTS OF CHILD CARE. WRITE 00 IF YOU DO NOT USE ANY OF THE LISTED VARIANTS OF CHILD CARE]	<input type="text"/> hours	<input type="text"/> hours	<input type="text"/> hours	<input type="text"/> hours	<input type="text"/> hours	
BL4	When viewing a typical week of the child from January to May, how many hours per week does the child spend in a day centre (paid child care outside of home, except when with nanny, in kindergarten, in crèche) on the days when the child does not attend kindergarten, kindergarten for children with special needs, crèche or preparatory course for children of pre-school age? [WRITE <u>THE NUMBER OF HOURS</u> OF THE USED VARIANTS OF CHILD CARE. WRITE 00 IF YOU DO NOT USE ANY OF THE LISTED VARIANTS OF CHILD CARE]	<input type="text"/> hours	<input type="text"/> hours	<input type="text"/> hours	<input type="text"/> hours	<input type="text"/> hours	


	WRITE THE COLUMN NUMBER OF QUESTION BX1	<input type="text"/>	<input type="text"/>	<input type="text"/>	<input type="text"/>	<input type="text"/>	
BL5	When viewing a typical week of the child from January to May, how many hours per week do You use the following variants of child care? [WRITE THE NUMBER OF HOURS OF THE USED VARIANTS OF CHILD CARE. WRITE 00 IF YOU DO NOT USE ANY OF THE LISTED VARIANTS OF CHILD CARE]						→ B18
A	The child is looked after gratis by grandparents, relatives, acquaintances, neighbours or other at least 15-year-old household members (excl. parents)	<input type="text"/> hours	<input type="text"/> hours	<input type="text"/> hours	<input type="text"/> hours	<input type="text"/> hours	
B	The child is looked after by a paid nanny (either at the nanny's or child's home)	<input type="text"/> hours	<input type="text"/> hours	<input type="text"/> hours	<input type="text"/> hours	<input type="text"/> hours	
B17 	When viewing a typical week of the child from January to May, how many hours per week do You use the following variants of child care? [WRITE THE NUMBER OF HOURS OF THE USED VARIANTS OF CHILD CARE. WRITE 00 IF YOU DO NOT USE ANY OF THE LISTED VARIANTS OF CHILD CARE]						
A	The child is looked after gratis by grandparents, relatives, acquaintances, neighbours or other at least 15-year-old household members (excl. parents)	<input type="text"/> hours	<input type="text"/> hours	<input type="text"/> hours	<input type="text"/> hours	<input type="text"/> hours	
B	The child is looked after by a paid nanny (either at the nanny's or child's home)	<input type="text"/> hours	<input type="text"/> hours	<input type="text"/> hours	<input type="text"/> hours	<input type="text"/> hours	
D	The child is in a day centre (paid child care outside of home, except when with nanny, in kindergarten, in crèche)	<input type="text"/> hours	<input type="text"/> hours	<input type="text"/> hours	<input type="text"/> hours	<input type="text"/> hours	
B18	INTERVIEWER CHECKPOINT. DOES THE TABLE INCLUDE DATA ABOUT ALL 0-14-YEAR-OLD CHILDREN? 1 YES 2 NO	<input type="text"/>	<input type="text"/>	<input type="text"/>	<input type="text"/>	<input type="text"/>	2 → B13


B19	Does Your household have to pay for child care? <i>NB! Only monetary payments should be taken into account here.</i> 1 YES 2 NO → SECTION C
B20	Please specify the total amount Your household spends on child care in a month? <i>NB! The total amount spent on all children should be taken into account here.</i> Amount per month _ _ _ _ _ kroons

SECTION C. LIVING CONDITIONS

C01 	<p>In which type of a residential building is the dwelling of Your household located? <i>Dwelling is a room where you spend most of your free time, incl. sleeping time.</i></p> <table> <tr> <td>1 Farm house</td> <td>5 Apartment or room in a residential building with fewer than 10 dwellings</td> </tr> <tr> <td>2 One-family dwelling</td> <td>6 Apartment or room in a residential building with more than 10 dwellings</td> </tr> <tr> <td>3 Two-family dwelling</td> <td>7 Hostel</td> </tr> <tr> <td>4 Terraced house</td> <td>8 OTHER [RECORD].....</td> </tr> </table>	1 Farm house	5 Apartment or room in a residential building with fewer than 10 dwellings	2 One-family dwelling	6 Apartment or room in a residential building with more than 10 dwellings	3 Two-family dwelling	7 Hostel	4 Terraced house	8 OTHER [RECORD].....
1 Farm house	5 Apartment or room in a residential building with fewer than 10 dwellings								
2 One-family dwelling	6 Apartment or room in a residential building with more than 10 dwellings								
3 Two-family dwelling	7 Hostel								
4 Terraced house	8 OTHER [RECORD].....								
C02 	<p>When was the house built?</p> <table> <tr> <td>1 Before 1946</td> <td>5 In 1981–1990</td> </tr> <tr> <td>2 In 1946–1960</td> <td>6 In 1991–1999</td> </tr> <tr> <td>3 In 1961–1970</td> <td>7 In 2000 or later</td> </tr> <tr> <td>4 In 1971–1980</td> <td>8 I DO NOT KNOW</td> </tr> </table>	1 Before 1946	5 In 1981–1990	2 In 1946–1960	6 In 1991–1999	3 In 1961–1970	7 In 2000 or later	4 In 1971–1980	8 I DO NOT KNOW
1 Before 1946	5 In 1981–1990								
2 In 1946–1960	6 In 1991–1999								
3 In 1961–1970	7 In 2000 or later								
4 In 1971–1980	8 I DO NOT KNOW								
C03	<p>How many rooms belong to Your household? _ _ , _ </p> <p><i>If several households live in one dwelling and some rooms are in the shared use then divide in Your mind the mentioned room into parts and indicate the number of rooms as a decimal. For example, if the household has a bedroom and half of the living room, the number of rooms would be 1.5.</i></p>								
C03A	<p>How big is the living area at command of Your household in square metres? _ _ _ </p> <p><i>For finding out the useful area count up the area of rooms, kitchen and internal auxiliary rooms of the dwelling. If several households live in Your dwelling then take into account the shared use similarly as at determination of the rooms.</i></p>								
C04 	<p>What kind of a toilet is there in Your dwelling? IN THE CASE OF THE EXISTENCE OF SEVERAL VARIANTS DESIGNATE THE ONE WITH THE SMALLEST REFERENCE NUMBER.</p> <table> <tr> <td>1 There is a flush toilet in the dwelling</td> <td>4 The toilet is outside</td> </tr> <tr> <td>2 The flush toilet is in the shared use in the house</td> <td>5 There is no toilet</td> </tr> <tr> <td colspan="2">3 There is other than flush toilet inside the dwelling or house</td> </tr> </table>	1 There is a flush toilet in the dwelling	4 The toilet is outside	2 The flush toilet is in the shared use in the house	5 There is no toilet	3 There is other than flush toilet inside the dwelling or house			
1 There is a flush toilet in the dwelling	4 The toilet is outside								
2 The flush toilet is in the shared use in the house	5 There is no toilet								
3 There is other than flush toilet inside the dwelling or house									
C05 	<p>What kind of washing facilities are there in Your dwelling? IN THE CASE OF THE EXISTENCE OF SEVERAL VARIANTS DESIGNATE THE ONE WITH THE SMALLEST REFERENCE NUMBER.</p> <table> <tr> <td>1 There is a separate bath or shower in the dwelling</td> </tr> <tr> <td>2 Bath or shower is used by several households</td> </tr> <tr> <td>3 It is not possible to use a bath or shower in the dwelling</td> </tr> </table>	1 There is a separate bath or shower in the dwelling	2 Bath or shower is used by several households	3 It is not possible to use a bath or shower in the dwelling					
1 There is a separate bath or shower in the dwelling									
2 Bath or shower is used by several households									
3 It is not possible to use a bath or shower in the dwelling									
C06 	<p>Does Your household have a sauna or the possibility to use a sauna at home? IN THE CASE OF THE EXISTENCE OF SEVERAL VARIANTS DESIGNATE THE ONE WITH THE SMALLEST REFERENCE NUMBER.</p> <table> <tr> <td>1 Household has a separate sauna</td> </tr> <tr> <td>2 Sauna is used by several households</td> </tr> <tr> <td>3 There is no sauna</td> </tr> </table>	1 Household has a separate sauna	2 Sauna is used by several households	3 There is no sauna					
1 Household has a separate sauna									
2 Sauna is used by several households									
3 There is no sauna									


C07 	Does Your dwelling have any of the following problems?	YES	NO
	1 The roof leaks	1	2
	2 Damp walls, floor or basement	1	2
	3 Rotten window frames or floor	1	2
	4 Too dark, not enough light	1	2



C08 	Do You usually hear in Your dwelling...?	YES, it is a problem	YES, but it is not a problem	NO
	1 noise from neighbouring apartments, water pipes, etc.	1	2	3
	2 street or road noise	1	2	3
	3 noise created by planes or railway	1	2	3
	4 industrial or construction noise	1	2	3

C09 	Is there in the vicinity of Your dwelling...?	YES, it is a problem	YES, but it is not a problem	NO
	1 road dust, exhaust gases of vehicles	1	2	3
	2 smoke, dust or unpleasant smell from factories	1	2	3
	3 unpleasant smell of wastes or sewerage	1	2	3


C10	In Your opinion, are there problems with crime, violence or vandalism in the vicinity of Your dwelling?
1 YES	2 NO




SECTION D. ECONOMIC WELFARE

D01 	What is the tenure status of Your household to the dwelling?	
	1 Dwelling is owned by the household (member of the household) → DV2 2 Dwelling is rented from the state or local government at market price 3 Dwelling is rented from a private person at market price 4 Dwelling is rented below the market price level 5 Dwelling is used free of charge → DV2	
DV1	Name the household member(s) in whose name is the lease of the household's dwelling. <i>If the lease is in the name of one member, write 00 instead of the second member's number.</i>	
A	Member's column number (BX1)	<input type="text"/> <input type="text"/> <input type="text"/>
B	Member's column number (BX1)	<input type="text"/> <input type="text"/> <input type="text"/>
D02	How much do You pay rent monthly on average? <i>(Rent is the amount paid to the owner of the dwelling but excluding payments for public utilities and service charges).</i>	
	Average rent monthly <input type="text"/> <input type="text"/> <input type="text"/> <input type="text"/> <input type="text"/> <input type="text"/> kroons → D03	
DV2	Name the household member(s) whom the dwelling belongs to or to whom it is given for gratis use. <i>If the dwelling belongs to or is given only to one member for use, write 00 instead of the second member's number.</i>	
A	Member's column number (BX1)	<input type="text"/> <input type="text"/> <input type="text"/>
B	Member's column number (BX1)	<input type="text"/> <input type="text"/> <input type="text"/>
D03	Did You receive subsistence benefit in the previous calendar year?	
A	1 YES Total amount received in the previous calendar year <input type="text"/> <input type="text"/> <input type="text"/> <input type="text"/> <input type="text"/> <input type="text"/> kroons 2 NO	

D04	<p>Indicate Your average housing cost monthly – payments for public utilities, service charges; in the case of tenants, the amounts of rent paid; interests of housing loans related to the dwelling, etc. <i>The total expenditure on the dwelling includes payments for public utilities, service charges; in the case of tenants, the amounts of rent paid. At answering there should be refer to the real cost and not taking into account the part left unpaid (debts).</i></p> <p>Average expenditure on dwelling monthly <input type="text"/><input type="text"/><input type="text"/><input type="text"/><input type="text"/><input type="text"/><input type="text"/><input type="text"/> kroons</p>																																		
D05	<p>To which extent does the total expenditure on Your dwelling restrict the other expenditure of Your household?</p> <p>1 Restrict a lot 2 Restrict to a certain extent 3 Does not restrict at all</p>																																		
D06 	<p>Please indicate in the case of each consumer durable whether Your household uses it. It makes no difference whether You own or rent it or whether Your household in any other way uses it.</p> <table border="1"> <thead> <tr> <th rowspan="2"></th><th colspan="3">Is it in use?</th></tr> <tr> <th>YES</th><th>NO, because I cannot afford it</th><th>I do not use it for another reason</th></tr> </thead> <tbody> <tr> <td>1 Telephone (incl. mobile phone)</td><td>1</td><td>2</td><td>3</td></tr> <tr> <td>2 Colour TV</td><td>1</td><td>2</td><td>3</td></tr> <tr> <td>3 Internet connection at home</td><td>1</td><td>2</td><td>3</td></tr> <tr> <td>4 Washing machine</td><td>1</td><td>2</td><td>3</td></tr> <tr> <td>5 Car (incl. car provided by employer for personal use)</td><td>1</td><td>2</td><td>3</td></tr> <tr> <td>6 Personal computer or laptop computer</td><td>1</td><td>2</td><td>3</td></tr> </tbody> </table>					Is it in use?			YES	NO, because I cannot afford it	I do not use it for another reason	1 Telephone (incl. mobile phone)	1	2	3	2 Colour TV	1	2	3	3 Internet connection at home	1	2	3	4 Washing machine	1	2	3	5 Car (incl. car provided by employer for personal use)	1	2	3	6 Personal computer or laptop computer	1	2	3
	Is it in use?																																		
	YES	NO, because I cannot afford it	I do not use it for another reason																																
1 Telephone (incl. mobile phone)	1	2	3																																
2 Colour TV	1	2	3																																
3 Internet connection at home	1	2	3																																
4 Washing machine	1	2	3																																
5 Car (incl. car provided by employer for personal use)	1	2	3																																
6 Personal computer or laptop computer	1	2	3																																
D07	<p>Do You or does any of the members of Your household have to pay interests on leasing or loan(s) (incl. credit card interests) or make repayments of loan(s), which are not connected with housing (e.g., study loan, small loan, car leasing, etc.)?</p> <p>1 YES 2 NO → D08a</p>																																		
D08	<p>To which extent do these interests on leasing or loan(s) (incl. credit card interests) or repayments of loan(s) restrict the other expenditure of Your household?</p> <p>1 Restrict a lot 2 Restrict to a certain extent 3 Do not restrict at all</p>																																		
D08a	<p>Do You or any of the members of Your household must pay a housing loan, which is taken for the main dwelling?</p> <p>1 YES</p> <p>A The paid interests in the previous calendar year <input type="text"/><input type="text"/><input type="text"/><input type="text"/><input type="text"/><input type="text"/> kroons</p> <p>B The paid repayments of the housing loan in the previous calendar year <input type="text"/><input type="text"/><input type="text"/><input type="text"/><input type="text"/><input type="text"/> kroons</p> <p>C How many months was the housing loan paid in the previous calendar year <input type="text"/><input type="text"/> months</p> <p>IF THE RESPONDENT HAS NO DIFFICULTIES TO SEPARATE INTERESTS FROM REPAYMENTS → D09</p> <p>2 NO → D09</p>																																		
D08b 	<p>Please indicate what is Your loan contract's ...</p> <p>A year of conclusion <input type="text"/><input type="text"/><input type="text"/><input type="text"/><input type="text"/><input type="text"/></p> <p>B loan amount <input type="text"/><input type="text"/><input type="text"/><input type="text"/><input type="text"/><input type="text"/><input type="text"/><input type="text"/> kroons</p> <p>C term of loan <input type="text"/><input type="text"/> years</p> <p>D the current yearly interest rate of the loan <input type="text"/><input type="text"/>,<input type="text"/><input type="text"/> %</p> <p>E the total amount of repayments in the previous calendar year <input type="text"/><input type="text"/><input type="text"/><input type="text"/><input type="text"/><input type="text"/></p>																																		

Next follow some questions concerning monetary transfers and aid in kind, which You have made or provided to persons of other households or received from persons of other households.

D14	Did You or any of the members of Your household make regular payments to someone from another household (e.g., student living separately, allowance to (ex)spouse or children) in the previous calendar year? <i>NB! Single presents, for example, for Christmas or on birthdays should not be taken into account here.</i>		
A	1 YES Total amount paid in the previous calendar year	_ _ _ _ _	kroons
	2 NO		
D15	Did You or any of the members of Your household provide aid in kind to someone from another household (e.g., baby carriage given to relatives, etc.) in the previous calendar year?		
A	1 YES Approximate value of the aid provided in the previous year	_ _ _ _ _	kroons
	2 NO		
D16	Did You or any of the members of Your household receive regular payments, incl. support payments (excl. income from rent) from someone from another household in the previous calendar year? <i>NB! Single presents, for example, for Christmas or on birthdays should not be taken into account here.</i>		
A	1 YES Total amount received in the previous calendar year	_ _ _ _ _	kroons
	2 NO		
D17	Were You or any of the members of Your household provided aid in kind by someone from another household (e.g., baby carriage received from relatives, etc.) in the previous calendar year?		
A	1 YES Approximate value of the aid received in the previous year	_ _ _ _ _	kroons
	2 NO		
D18	INTERVIEWER CHECKPOINT ARE THERE 14-YEAR-OLD OR YOUNGER CHILDREN IN YOUR HOUSEHOLD?		
	1 YES 2 NO → D20		
D19	Did any of the 14-year-old or younger children receive income from wage labour in the previous calendar year?		
A	1 YES Net amount received in the previous calendar year	_ _ _ _ _	kroons
	2 NO		
D19a	Did any of the 14-year-old or younger children receive some other type of income in the previous calendar year? <i>NB! Not to take into account the children's part in survivor's pension, alimonies paid to children and other regular and one-off payments from other households.</i>		
A	1 YES Net amount received in the previous calendar year	_ _ _ _ _	kroons
B	Type of income [RECORD]		
	2 NO		
D20	In case of need, can Your household afford the following?		
		YES	NO
	1 The whole household can afford a week-long holiday at their own expense (incl. travel and living expenses) in Estonia or abroad	1	2
	2 Eat meat, chicken or fish (or vegetarian equivalent) at least 3 times a week	1	2
	3 To heat the dwelling sufficiently	1	2

D21 	In case of a sudden need for ... kroons, could Your household get hold of this amount?			
		Yes, without help from other persons	Maybe, but with the help of other persons	No, it's impossible
A	5000	1	2	3
B	2000	1	2	3
C	1000	1	2	3
D22 	In the last 12 months, did it ever happen that Your household could not pay for financial reasons some of the following payments on time?			
			YES	NO
				IMPOSSIBLE TO ANSWER
A	Rent of the rented dwelling excluding payments for public utilities and service charges (NB! Owners of the dwelling and persons using the dwelling free of charge should answer "Impossible to answer".)		1	2
B	Interests on leasing or repayments of loan connected with housing		1	2
C	Payments for public utilities and service charges (heating, electricity, water, gas, maintenance, garbage collecting, etc.)		1	2
D	Interests on leasing or repayments of loan not connected with housing (e.g., study loan, small loan, car leasing, etc.), also credit card repayments		1	2
D23 	In view of the average monthly net income of Your household, how do You cope? NB! The net income includes all wages, pensions, benefits, allowances and supports (from which the income tax and allowances paid to other households have been deducted).			
	1 We cope with great difficulties	4 We usually cope		
	2 We cope with difficulties	5 We cope well		
	3 We cope with some difficulties	6 We cope very well		
D24	How large should the minimum monthly income of Your household be for You to make both ends meet? In answering the present situation of Your household and Your own insight of making both ends meet should be considered.			
	Minimum monthly net income needed in Your household kroons			
D25	WHO ANSWERED TO THE HOUSEHOLD QUESTIONNAIRE? THE COLUMN NUMBER (BX1) OF THE PERSON WHO ANSWERED TO THE QUESTIONS IN THE HOUSEHOLD QUESTIONNAIRE			
D26	IS THE HOUSEHOLD A NEW HOUSEHOLD? SEE BX P6. 1 YES 2 NO → QUESTION E1 (P 20)			
D27	WHO IS THE ADDRESS PERSON, I.E. THE MEMBER WHO BROUGHT THE HOUSEHOLD TO THE SURVEY? COLUMN NUMBER OF THE ADDRESS PERSON (BX1)			

SECTION E. PLANNED CHANGE OF RESIDENCE

E1	<p>Has Your household planned to change the residence during the next year?</p> <p>1 YES</p> <p>2 NO → THE END OF THE HOUSEHOLD QUESTIONNAIRE, PART OF THE INTERVIEWER</p> <p>3 I DON'T KNOW → E3</p>
E2	<p>Do You know where exactly You plan to settle down?</p> <p>A 1 I DON'T KNOW → E3</p> <p>2 YES</p> <p>B Street/farm</p> <p>C House number _ _ _ </p> <p>D Flat number _ _ _ </p> <p>E Settlement</p> <p>F Rural municipality</p> <p>G County</p> <p>→ THE END OF THE HOUSEHOLD QUESTIONNAIRE, INTERVIEWER'S SECTION</p>
E3	<p>Could You say a contact person from whom it would be possible to receive information about Your new contact details in case of need?</p> <p>1 YES</p> <p>A Name</p> <p>B Contact telephone _ _ _ _ _ _ _ _ _ _ </p> <p>C Street/farm</p> <p>D House number _ _ _ </p> <p>E Flat number _ _ _ </p> <p>F Settlement</p> <p>G Rural municipality</p> <p>H County</p> <p>2 I DON'T KNOW</p>

INTERVIEWER'S SECTION (CONTINUATION)

A06	FINISHING TIME OF INTERVIEW A _ _ HOUR B _ _ MINUTES	IN CASE OF INTERRUPTION, FINISHING TIME OF CONTINUATION _ _ HOUR _ _ MINUTES
A07	LANGUAGE OF INTERVIEW 1 ESTONIAN 2 RUSSIAN	
A08	WHO ELSE WAS PRESENT AT THE INTERVIEW? [NOTE ALL PERSONS]	
A	1 NOBODY	
B	2 CHILDREN UNDER 6 YEARS	
C	3 CHILDREN AGED 6 AND OLDER	
D	4 SPOUSE (PARTNER)	
E	5 OTHER RELATIVES	
F	6 OTHER ADULTS (NON-RELATIVES)	
A09	THE INTERVIEW PROCEEDED... 1 VERY WELL 4 WITH DIFFICULTIES [EXPLAIN UNDER A10] 2 WELL 5 WITH GREAT DIFFICULTIES [EXPLAIN UNDER A10] 3 SATISFACTORILY	
A10	COMMENTS ABOUT THE INTERVIEW [WRITE ABOUT ALL DISTURBING FACTORS]	

AFTER You HAVE CHECKED THAT THE SEQUENCE OF QUESTIONS IN THE QUESTIONNAIRE HAS BEEN ADHERED TO AND ALL THE ANSWERS TO THESE QUESTIONS IN THIS SEQUENCE HAVE BEEN RECORDED, PLEASE CONFIRM IT WITH YOUR SIGNATURE

..... SIGNITURE OF THE INTERVIEWER

|_|_| INTERVIEW MANAGER'S AREA

QUESTIONNAIRE NUMBER |_|_|_|_|

|_|_| COUNTY



STATISTIKAAMET

ESTONIAN SOCIAL SURVEY 2006

Personal questionnaire

SECTION A	Interviewer's section	2
SECTION S	Background data	2
SECTION D	Studies	3
SECTION G	Everyday activities	4
SECTION H	Income	19
SECTION I	Health	18

Modules:

SECTION M	Social participation	19
	Interviewer's section (continuation)	23

Code of household |_|_|_|_|_|_|_|_|

Household questionnaire BA5

|_|_|_|_|_|

Code of household member |_|_|_|_|_|_|_|_|_|_|_|_|_|_| Column number
(BX1)

|_|_|_|

Survey area |_|_|_|_|_|_|

Code of interviewer |_|_|_|_|_|

TALLINN 2006

SECTION A. INTERVIEWER'S PART

A01	DATE OF INTERVIEW	DATE OF CONTINUATION
A	_ _ DATE	_ _ DATE
B	_ _ MONTH	_ _ MONTH
A02	STARTING TIME OF THE INTERVIEW	IN CASE OF INTERRUPTION, STARTING TIME OF CONTINUATION
A	_ _ HOUR	_ _ HOUR
B	_ _ MINUTES	_ _ MINUTES

SECTION S. BACKGROUND DATA





S01	When were You born?
A	Date _ _
B	Month _ _
C	Year _ _ _ _
S02	INDICATE THE GENDER OF THE RESPONDENT 1 MALE 2 FEMALE CHECK THE DATA PRESENTED IN S01 AND S02 WITH HOUSEHOLD QUESTIONNAIRE (B02 AND B03).




SECTION D. STUDIES

DA1	Do You study in an educational institution at the moment? 1 YES 2 NO → D12
D05 	At which educational level do You study? 01 1–6th grade → D12 02 7–9th grade → D12 03 10–12th grade → D12 04 Vocational education 07 Vocational secondary education after basic education 08 Vocational secondary education after secondary education 11 Professional higher education 17 Applied higher education 12 Diploma study 13 Bachelor's study 18 Integrated study 14 Master's study (incl. internship) 15 Doctor's study (incl. residentsip) 16 OTHER [RECORD]
DA2	Full name of the school
D06a	What is the subject of studies?.....
D12 A	<i>What is Your highest completed vocational, occupational or professional education?</i> 01 No vocational, occupational or professional education → general education has been attained (D13) 02 Vocational education, study time less than 3 years 03 Vocational education, study time 3 years or more 04 Vocational education together with basic education 05 Vocational education together with secondary education 06 Vocational secondary education after basic education 07 Vocational secondary education after secondary education 08 Professional secondary / technical education after basic education 09 Professional secondary / technical education after secondary education 11 Applied higher education 10 Professional higher education 15 Diploma study (since 1992) 12 Bachelor's degree (incl. higher education until 1992) 13 Master's degree 14 Doctor's degree (candidate of sciences) Year of attainment of this education __ __ __
DA3	<i>Full name of the school where You attained this education.....</i>
D06b	What was the subject of studies?.....


G10	During last week, were You engaged in building dwellings for yourself? 1 YES A Usual number of hours per week __ __ __ 2 NO
G11	During last week, were You engaged in the production of agricultural products for yourself? 1 YES A Usual number of hours per week __ __ __ 2 NO
G12	During last week, did You do voluntary work for which You received no payment and which resulted in the production of goods (e.g. building of dwellings, church or other objects)? <i>NB! Voluntary work the result of which is the provision of services (e.g. maintenance and cleaning work) should not be taken into account.</i> 1 YES A Usual number of hours per week __ __ __ 2 NO CONTINUE G26

G.B. MAIN JOB

G13	What was Your main job in the previous week? A Full name of the employer (<u>enterprise/institution</u>) B Name of local unit
G14	What is the main economic activity of this <u>enterprise/institution</u> ? __ __ A What is the economic activity of the local unit? [RECORD IF DIFFERENT FROM THE MAIN B ECONOMIC ACTIVITY] __ __ __ __
G15 	How many employees are there in this <u>enterprise/institution/local unit</u> ? <i>NB! In case the economic activity of the subdivision is different from the main economic activity of the enterprise/institution, indicate the number of persons employed in the subdivision. The respondent should be included in the number of employees.</i> 1 1 to 10 (specify) __ __ 3 20 to 49 5 Does not know exactly but fewer than 11 2 11 to 19 4 50 or more 6 Does not know exactly but more than 10
G16	What is Your occupation? <i>What are Your work tasks?</i> __ __ __
G17 	Which of the following groups do You belong to? 1 Employee 2 Employer with employee(s), farmer with paid employees → G20 3 Sole proprietor, farmer without salaried labour force, freelancer → G20 4 Unpaid family worker → G20 5 OTHER [RECORD].....
G18	How many direct subordinates do You have? __ __ __
GB3 	Do You work on the basis of employment contract, contract for services, public service law, verbal agreement or some other type of contract? 1 Employment contract 2 Contract for services 3 Public service law or contract of service 4 Authorisation agreement 5 Contract with the firm renting labour 6 Verbal employment contract or agreement
G19 	Is it permanent or temporary job? 1 Permanent job 2 Temporary job → GB6



GB4	Do You have a probationary period at the moment? 1 YES → G20 2 NO
GB5	Is Your work part of the training, i.e. are You apprentice, trainee or similar? 1 YES 2 NO CONTINUE → G20
GB6 	What kind of temporary job is it? 1 Job at the time of training 2 Job in the probationary period 3 Seasonal work 4 Casual work 5 Other temporary work [RECORD]
GB7	For how long time is Your employment contract / working agreement concluded? 1 For less than one year 2 For one year or longer
G20	How many hours per week do You usually do this job? <i>NB! Hours actually worked are taken into account here.</i> _ _ _ hours
GB1 	Do You consider it possible that during next year You will loose Your present job? 1 Yes, certainly 2 Probably yes 3 Probably no 4 Certainly no 5 Hard to say
GB2 	If You would loose Your present job, what do You think, would You be able to find a job respective to Your professional skills and experiences? 1 Yes, certainly 2 Probably yes 3 Probably no 4 Certainly no 5 Hard to say

G.C. SECOND JOBS

G21	Did You have any other job in addition to main job where You were working or were temporarily absent from last week? 1 YES 2 NO → G23
G22	How many hours do You usually spend on second jobs? <i>NB! Hours actually worked are taken into account here.</i> _ _ _ hours
G23	Do You work in Your main and second jobs altogether ... <i>NB! Hours actually worked are taken into account here.</i> 1 usually less than 30 hours per week? 2 usually 30 or more hours per week? → G25
G24 	<i>Please indicate the main reason why You work less than 30 hours per week?</i> <div style="display: flex; justify-content: space-between;"> <div style="width: 48%;"> 1 Studies, in-service training or retraining 2 Own illness, injury or incapacity for work 3 I wish to work 30 or more hours per week, but I have not found suitable work 4 I do not wish to work more hours than that </div> <div style="width: 48%;"> 7 At my work less than 30-hours work per week is considered a full-time job 5 Need to take care of children and/or other members of the family, need to take care of the household 6 OTHER [RECORD]..... </div> </div>

G25	Were You engaged in the previous week, besides Your main job, in building a dwelling for Your own use, producing agricultural products for Your own use and /or voluntary work for which You received no payment and the result of which was the production of goods (e.g. building of dwellings, church or other objects)? 1 YES 2 NO CONTINUE G32
A	Usual number of hours per week <input type="text"/> <input type="text"/> <input type="text"/> <input type="text"/>

G.D. LAST WORK JOB





G26	Have You ever worked? 1 YES 2 NO → G32
G27 A B	When did You last have a job? Year <input type="text"/> <input type="text"/> <input type="text"/> <input type="text"/> Month <input type="text"/> <input type="text"/>
GD1	What was the full name of the employer (<u>enterprise/institution</u>)?..... Name of local unit
G28 A B	What was the main economic activity of this <u>enterprise/institution</u> ?..... What was the economic activity of the local unit? [RECORD IF DIFFERENT FROM THE MAIN ECONOMIC ACTIVITY].....
G29	What was Your occupation? <i>What were Your work tasks?</i>
G30 	Which of the following groups did You belong into? 1 Employee 2 Employer with employee(s), farmer with paid employees → G31 3 Sole proprietor, farmer without salaried labour force, freelancer → G31 4 Unpaid family worker → G31 5 OTHER [RECORD].....
GD2	How many employees were in Your direct subordination? <input type="text"/> <input type="text"/> <input type="text"/> <input type="text"/>
GD3 	Was it permanent or temporary job? 1 Permanent job 2 Temporary job
GD4	For how long time was Your employment contract / working agreement concluded? 1 For less than one year 2 For one year or longer
G31	How many hours per week did You usually work at this job? <i>NB! Hours actually worked are taken into account here.</i> <input type="text"/> <input type="text"/> <input type="text"/> <input type="text"/> hours

G.E. JOB SEEKING

G32	Have You been seeking for a job in the last four weeks (incl. last week)? 1 YES 2 NO → GE1 <i>NB! Seeking a job also includes preparations for starting entrepreneurship / a farm and waiting for an earlier contracted job to start.</i>
------------	---

G33	Let's presume that You are offered a job. Could You start working in the next two weeks? <i>NB! If the person is waiting for the previously contracted job to begin in the next three months, the answer should be YES.</i> 1 YES 2 NO
GE1	Since the last social survey interview (if did not participate, then during 12 last months) have You changed Your place of employment or terminated employment? 1 YES 2 NO → G34
GE2	What was the main reason for changing employment or terminating employment? (INDICATE ONLY ONE!) 1 I wanted or I was offered a better job / I wanted to start entrepreneurship myself 2 Termination of the temporal contract of employment 3 Due to the employer (removal or retiring earlier on employer's initiative, redundancy, liquidation/reorganization/going bankrupt/privatising of the enterprise/institution) 4 Termination of entrepreneurship/farming 5 Need to take care of children or other members of the family, incl. parental leave 6 Spouse's/partner's work necessitated a change of residence, marriage 7 OTHER [RECORD].....




G.F. SOCIO-ECONOMIC STATUS




G34 	Which of the following describes Your status best at this moment ? <i>NB! Absence from work due to pregnancy or maternity leave, illness, injury, etc. should be regarded as working. Also odd jobs are working!</i> <div style="display: flex; justify-content: space-between;"> <div style="width: 48%;"> 01 Full-time employee 02 Part-time employee 03 Full-time entrepreneur-employer, sole proprietor, farmer without paid employees, freelancer, unpaid family worker) 04 Part-time entrepreneur-employer, sole proprietor, farmer without paid employees, freelancer, unpaid family worker </div> <div style="width: 48%;"> 05 Unemployed person 06 Student (pupil) 07 Old-age pensioner 08 Pensioner receiving pension for incapacity for work 09 Homemaker, person on parental leave 10 Conscript 11 Imprisoned person 12 OTHER [RECORD]..... </div> </div>
GF1 	Compared to the previous social survey interview (if did not participate then during 12 last months) have there been any changes in Your socio-economic status? 1 YES 2 NO → G35
GF2 	Which of the statuses listed above described You best before the last change ? <i>NB! Absence from work due to pregnancy or maternity leave, illness, injury, etc. should be regarded as working.</i> IF SELECTION <i>OTHER</i> (12) IS USED, ALSO AN EXPLANATION SHOULD BE ADDED! <div style="border-bottom: 1px solid black; width: 80%; margin-bottom: 5px;"></div>
G35 	Which of the statuses listed above described You in general in every month of the previous calendar year ? <i>NB! Absence from work due to pregnancy or maternity leave, illness, injury, etc. should be regarded as working.</i> IF SELECTION <i>OTHER</i> (12) IS USED, ALSO AN EXPLANATION SHOULD BE ADDED! <div style="display: flex; flex-wrap: wrap;"> <div style="width: 50%;"> A January <input type="checkbox"/><input type="checkbox"/><input type="checkbox"/> B February <input type="checkbox"/><input type="checkbox"/><input type="checkbox"/> C March <input type="checkbox"/><input type="checkbox"/><input type="checkbox"/> D April <input type="checkbox"/><input type="checkbox"/><input type="checkbox"/> E May <input type="checkbox"/><input type="checkbox"/><input type="checkbox"/> F June <input type="checkbox"/><input type="checkbox"/><input type="checkbox"/> </div> <div style="width: 50%;"> G July <input type="checkbox"/><input type="checkbox"/><input type="checkbox"/> H August <input type="checkbox"/><input type="checkbox"/><input type="checkbox"/> I September <input type="checkbox"/><input type="checkbox"/><input type="checkbox"/> J October <input type="checkbox"/><input type="checkbox"/><input type="checkbox"/> K November <input type="checkbox"/><input type="checkbox"/><input type="checkbox"/> L December <input type="checkbox"/><input type="checkbox"/><input type="checkbox"/> </div> </div>

SECTION H. INCOME


H.A. MONETARY INCOME FROM WAGE LABOUR

*The following questions refer to the income received in the previous calendar year. This information is very important for the purposes of this survey as it allows analysing better the distribution of poverty and wealth in Estonia. We would like You to answer the following questions as honestly as possible. All the information given by You will be treated in a way that it cannot be directly related to You or Your household. **If possible we ask You to use the presented declaration of income about the previous year as the basis in answering.***

H01	Have You received income from wage labour during the previous calendar year? 1 YES 2 NO → H22 NB! CHECK! H01 MUST BE 1, IF THE RESPONDENT HAS BEEN AN EMPLOYEE IN THE PREVIOUS CALENDAR YEAR (G35 = 1 OR 2)
H02	Would it be easier for You to indicate Your income received from wage labour for the whole previous year as... 1 average monthly wages or 2 total for the year? → HA3 3 DON'T KNOW OR DON'T WISH TO REVEAL ONE'S WAGES → HA5
HA1	Would it be easier for You to indicate Your average monthly income received from wage labour as... 1 together with the taxes charged on the income (gross) or 2 an amount You received (net)? → HA2
H03  A C	Indicate the size of Your average monthly gross income received from wage labour in the previous calendar year. If You had a second job besides Your main job for which You also received remuneration, please try to remember also these amounts and take them into consideration. Please indicate the average monthly gross wages (as total received from all jobs in the previous calendar year) _____ kroons In how many months did You receive remuneration? Number of months _____ CONTINUE → H05
HA2  A C	Indicate the size of Your average monthly net income received from wage labour in the previous calendar year. If You had a second job besides Your main job for which You also received remuneration, please try to remember also these amounts and take them into consideration. Please indicate the average monthly net wages (as total received from all jobs in the previous calendar year) _____ kroons In how many months did You receive remuneration? Number of months _____ CONTINUE → H05
HA3	Would it be easier for You to indicate Your income received from wage labour of the calendar year as... 1 together with the taxes charged on the income (gross) or 2 an amount You received (net)? → HA4
H04  A C	Indicate the size of Your annual gross income received from wage labour in the previous calendar year. If You had a second job besides Your main job for which You also received remuneration, please try to remember also these amounts and take them into consideration. Please indicate the annual gross wages (as total received from all jobs in the previous calendar year) _____ kroons In how many months did You receive remuneration? Number of months _____ CONTINUE → H05

HA4 	Indicate the size of Your annual net income received from wage labour in the previous calendar year. If You had a second job besides Your main job for which You also received remuneration, please try to remember also these amounts and take them into consideration. Please indicate the			
A	annual net wages (as total received from all jobs in the previous calendar year) <input type="text"/> <input type="text"/> <input type="text"/> <input type="text"/> <input type="text"/> <input type="text"/> kroons			
C	In how many months did You receive remuneration? Number of months <input type="text"/> <input type="text"/>			
H05 	Besides regular remuneration it is also possible to receive additional remuneration. Try to remember whether You received any of the following payments in the previous calendar year.			
		YES	NO	
A	Vacation benefit	1	2	
B	Christmas benefit	1	2	
C	Other holiday payments and benefits	1	2	
D	Additional remuneration, performance pay	1	2	
E	Overtime remuneration	1	2	
F	Substitution remuneration	1	2	
G	Part of mission expenses, which was not spent and remained to You	1	2	
H	Annual bonus	1	2	
I	Monetary income received from distribution of profit	1	2	
J	Income received from realisation of the option of shares received as remuneration	1	2	
K	Commissions	1	2	
L	Tips	1	2	
M	Other payments [RECORD].....	1	2	
	IN CASE ALL WERE INDICATED 2 → H08			
H06	Did You include all these payments in the above-mentioned remuneration? 1 YES → H08 2 NO			
H07	Indicate the total amount of payments that had not been taken into consideration .			
B	Annually received net remuneration (as total received from all jobs) <input type="text"/> <input type="text"/> <input type="text"/> <input type="text"/> <input type="text"/> <input type="text"/> kroons CONTINUE → H08			
HA5 	Please indicate into which of the following intervals remained Your average monthly net income received from wage labour in the previous calendar year.			
	1 up to 2000 kroons			
	2 2001 – 3500 kroons			
	3 3501 – 5000 kroons			
	4 5001 – 7000 kroons			
	5 7001 – 10 000 kroons			
	6 10 001 – 15 000 kroons			
	7 15 001 kroons or more			
A	In how many months did You receive remuneration? Number of months <input type="text"/> <input type="text"/>			


Try to remember whether and how much did You and/or Your employer make payments into pension funds and other insurance schemes in the previous calendar year!

H08 	Did Your employer pay on Your wages in the previous calendar year...				
		Yes, to the full extent	Yes, but not to the full extent	Did not pay at all	I DO NOT KNOW
A	State social security contribution (33%)	1	2	3	4
B	State unemployment insurance premium (1%)	1	2	3	4
C	Income tax (24%)	1	2	3	4
	IF ANSWERED 1, 3 OR 4 → H10				



H09	Could You indicate the amount on which the employer paid the above-mentioned taxes?
A	1 YES The amount on which the employer paid taxes in the previous year <input type="text"/> <input type="text"/> <input type="text"/> <input type="text"/> <input type="text"/> <input type="text"/> kroons 2 NO
H10	Have You joined the 2nd pillar of pension insurance? 1 YES 2 NO → H18
H11	Indicate the amount withheld from Your wages into the 2nd pillar of pension insurance (2%) in the previous calendar year. IF THE RESPONDENT JOINED RECENTLY AND DID NOT PAY LAST YEAR YET, THEN INDICATE 0! Payments made into the 2nd pillar of pension insurance <input type="text"/> <input type="text"/> <input type="text"/> <input type="text"/> <input type="text"/> <input type="text"/> kroons

H.B. INCOME IN KIND FROM WAGE LABOUR

The following questions refer to non-monetary income received from wage labour.

H18	Did the employer allow You to use a car, van or any other motor vehicle (e.g. motorcycle, moped, boat, tractor) also for private purposes in the previous calendar year? 1 YES 2 NO → HB1																																																								
H19	Please specify the type, make and year of production of this vehicle.																																																								
A	Type of the vehicle (car, bus, etc.)																																																								
B	Make and model of the vehicle (Nissan Almera, Ford Focus, etc.).....																																																								
C	Year of production of the vehicle <input type="text"/> <input type="text"/> <input type="text"/> <input type="text"/> <input type="text"/> <input type="text"/>																																																								
H20	How many months did You use this car in the previous calendar year? Number of months <input type="text"/> <input type="text"/> <input type="text"/>																																																								
HB1	Did the employer pay You benefit for using personal car (compensation for using personal car for work-related purposes) in addition to the abovementioned wages in the previous calendar year? 1 YES A Net amount received in the previous calendar year <input type="text"/> <input type="text"/> <input type="text"/> <input type="text"/> <input type="text"/> <input type="text"/> kroons B How many months did You receive it? <input type="text"/> <input type="text"/> 2 NO → H21																																																								
HB2	Did You count this benefit into the abovementioned wages? 1 YES 2 NO																																																								
H21 	Did Your employer provided You with any of the following types of income in kind? If “yes”, then estimate their approximate value. NB! Compensation of the work-related expenses should not be taken into account.																																																								
	<table border="0"> <thead> <tr> <th></th> <th>YES</th> <th>A. Approximate value in the previous calendar year</th> <th>NO</th> </tr> </thead> <tbody> <tr> <td>A Motor fuel compensated by employer</td> <td>1</td> <td><input type="text"/><input type="text"/><input type="text"/><input type="text"/><input type="text"/><input type="text"/> kroons</td> <td>2</td> </tr> <tr> <td>B Use of public transportation compensated by employer</td> <td>1</td> <td><input type="text"/><input type="text"/><input type="text"/><input type="text"/><input type="text"/><input type="text"/> kroons</td> <td>2</td> </tr> <tr> <td>C Food at work received free or at a reduced price</td> <td>1</td> <td><input type="text"/><input type="text"/><input type="text"/><input type="text"/><input type="text"/><input type="text"/> kroons</td> <td>2</td> </tr> <tr> <td>D Use of office apartment for free or under favourable conditions</td> <td>1</td> <td><input type="text"/><input type="text"/><input type="text"/><input type="text"/><input type="text"/><input type="text"/> kroons</td> <td>2</td> </tr> <tr> <td>E (Mobile) phone or postal services compensated by employer</td> <td>1</td> <td><input type="text"/><input type="text"/><input type="text"/><input type="text"/><input type="text"/><input type="text"/> kroons</td> <td>2</td> </tr> <tr> <td>F Health services compensated by employer</td> <td>1</td> <td><input type="text"/><input type="text"/><input type="text"/><input type="text"/><input type="text"/><input type="text"/> kroons</td> <td>2</td> </tr> <tr> <td>G Training not related to work but compensated by employer</td> <td>1</td> <td><input type="text"/><input type="text"/><input type="text"/><input type="text"/><input type="text"/><input type="text"/> kroons</td> <td>2</td> </tr> <tr> <td>H Sporting possibilities free of charge or at reduced prices</td> <td>1</td> <td><input type="text"/><input type="text"/><input type="text"/><input type="text"/><input type="text"/><input type="text"/> kroons</td> <td>2</td> </tr> <tr> <td>I Holiday trip paid by employer</td> <td>1</td> <td><input type="text"/><input type="text"/><input type="text"/><input type="text"/><input type="text"/><input type="text"/> kroons</td> <td>2</td> </tr> <tr> <td>J Foodstuffs</td> <td>1</td> <td><input type="text"/><input type="text"/><input type="text"/><input type="text"/><input type="text"/><input type="text"/> kroons</td> <td>2</td> </tr> <tr> <td>K Leasing or loan at reduced interest rate</td> <td>1</td> <td><input type="text"/><input type="text"/><input type="text"/><input type="text"/><input type="text"/><input type="text"/> kroons</td> <td>2</td> </tr> <tr> <td>L Use of equipment and/or other tools (e.g. power saw, lawnmower, etc.)</td> <td>1</td> <td><input type="text"/><input type="text"/><input type="text"/><input type="text"/><input type="text"/><input type="text"/> kroons</td> <td>2</td> </tr> <tr> <td>M OTHER [RECORD].....</td> <td>1</td> <td><input type="text"/><input type="text"/><input type="text"/><input type="text"/><input type="text"/><input type="text"/> kroons</td> <td>2</td> </tr> </tbody> </table>		YES	A. Approximate value in the previous calendar year	NO	A Motor fuel compensated by employer	1	<input type="text"/> <input type="text"/> <input type="text"/> <input type="text"/> <input type="text"/> <input type="text"/> kroons	2	B Use of public transportation compensated by employer	1	<input type="text"/> <input type="text"/> <input type="text"/> <input type="text"/> <input type="text"/> <input type="text"/> kroons	2	C Food at work received free or at a reduced price	1	<input type="text"/> <input type="text"/> <input type="text"/> <input type="text"/> <input type="text"/> <input type="text"/> kroons	2	D Use of office apartment for free or under favourable conditions	1	<input type="text"/> <input type="text"/> <input type="text"/> <input type="text"/> <input type="text"/> <input type="text"/> kroons	2	E (Mobile) phone or postal services compensated by employer	1	<input type="text"/> <input type="text"/> <input type="text"/> <input type="text"/> <input type="text"/> <input type="text"/> kroons	2	F Health services compensated by employer	1	<input type="text"/> <input type="text"/> <input type="text"/> <input type="text"/> <input type="text"/> <input type="text"/> kroons	2	G Training not related to work but compensated by employer	1	<input type="text"/> <input type="text"/> <input type="text"/> <input type="text"/> <input type="text"/> <input type="text"/> kroons	2	H Sporting possibilities free of charge or at reduced prices	1	<input type="text"/> <input type="text"/> <input type="text"/> <input type="text"/> <input type="text"/> <input type="text"/> kroons	2	I Holiday trip paid by employer	1	<input type="text"/> <input type="text"/> <input type="text"/> <input type="text"/> <input type="text"/> <input type="text"/> kroons	2	J Foodstuffs	1	<input type="text"/> <input type="text"/> <input type="text"/> <input type="text"/> <input type="text"/> <input type="text"/> kroons	2	K Leasing or loan at reduced interest rate	1	<input type="text"/> <input type="text"/> <input type="text"/> <input type="text"/> <input type="text"/> <input type="text"/> kroons	2	L Use of equipment and/or other tools (e.g. power saw, lawnmower, etc.)	1	<input type="text"/> <input type="text"/> <input type="text"/> <input type="text"/> <input type="text"/> <input type="text"/> kroons	2	M OTHER [RECORD].....	1	<input type="text"/> <input type="text"/> <input type="text"/> <input type="text"/> <input type="text"/> <input type="text"/> kroons	2
	YES	A. Approximate value in the previous calendar year	NO																																																						
A Motor fuel compensated by employer	1	<input type="text"/> <input type="text"/> <input type="text"/> <input type="text"/> <input type="text"/> <input type="text"/> kroons	2																																																						
B Use of public transportation compensated by employer	1	<input type="text"/> <input type="text"/> <input type="text"/> <input type="text"/> <input type="text"/> <input type="text"/> kroons	2																																																						
C Food at work received free or at a reduced price	1	<input type="text"/> <input type="text"/> <input type="text"/> <input type="text"/> <input type="text"/> <input type="text"/> kroons	2																																																						
D Use of office apartment for free or under favourable conditions	1	<input type="text"/> <input type="text"/> <input type="text"/> <input type="text"/> <input type="text"/> <input type="text"/> kroons	2																																																						
E (Mobile) phone or postal services compensated by employer	1	<input type="text"/> <input type="text"/> <input type="text"/> <input type="text"/> <input type="text"/> <input type="text"/> kroons	2																																																						
F Health services compensated by employer	1	<input type="text"/> <input type="text"/> <input type="text"/> <input type="text"/> <input type="text"/> <input type="text"/> kroons	2																																																						
G Training not related to work but compensated by employer	1	<input type="text"/> <input type="text"/> <input type="text"/> <input type="text"/> <input type="text"/> <input type="text"/> kroons	2																																																						
H Sporting possibilities free of charge or at reduced prices	1	<input type="text"/> <input type="text"/> <input type="text"/> <input type="text"/> <input type="text"/> <input type="text"/> kroons	2																																																						
I Holiday trip paid by employer	1	<input type="text"/> <input type="text"/> <input type="text"/> <input type="text"/> <input type="text"/> <input type="text"/> kroons	2																																																						
J Foodstuffs	1	<input type="text"/> <input type="text"/> <input type="text"/> <input type="text"/> <input type="text"/> <input type="text"/> kroons	2																																																						
K Leasing or loan at reduced interest rate	1	<input type="text"/> <input type="text"/> <input type="text"/> <input type="text"/> <input type="text"/> <input type="text"/> kroons	2																																																						
L Use of equipment and/or other tools (e.g. power saw, lawnmower, etc.)	1	<input type="text"/> <input type="text"/> <input type="text"/> <input type="text"/> <input type="text"/> <input type="text"/> kroons	2																																																						
M OTHER [RECORD].....	1	<input type="text"/> <input type="text"/> <input type="text"/> <input type="text"/> <input type="text"/> <input type="text"/> kroons	2																																																						

H.C. INCOME RECEIVED FROM REGISTERED SELF-EMPLOYMENT

H22	Did You act in the previous calendar year as a sole proprietor? <i>NB! Income received from any other registered enterprise (private limited company, general partnership, limited partnership, commercial association, public limited company) indicate under proprietary income H49 C.</i> 1 YES 2 NO → H34		
H27	Did You make loss or profit in the previous calendar year? 1 Profit → H28		
A	2 Loss, specify the amount kroons → H30		
H28	Please specify the profit received before taxation in the previous calendar year.		
A	1 Profit before taxation kroons		
2 DON'T KNOW OR DON'T WISH TO REVEAL THE PROFIT → HC1			
H29	How large was Your net profit received from enterprise in the previous calendar year? Net profit (profit after taxation) kroons		
CONTINUE → H30			
HC1 	Please indicate into which of the following intervals remained Your net profit received from enterprise in the previous calendar year. 1 up to 1500 kroons 2 1501 – 5000 kroons 3 5001 – 15 000 kroons 4 15 001 – 30 000 kroons 5 30 001 kroons or more		
H30	Did You use the enterprise car, van or any other motor vehicle (e.g. motorcycle, moped, boat, tractor) for private purposes? 1 YES 2 NO → H33		
H31	Specify the type, make and year of production of this vehicle.		
A	Type of the vehicle (car, bus, etc.)		
B	Make and model of the vehicle (Nissan Almera, Ford Focus, etc.).....		
C	Year of production of the vehicle 		
H32	How many months did You use this vehicle in the previous calendar year? Number of months 		
H33 	Did You as an entrepreneur use the following types of income in kind from self-employment (by including them into enterprise expenses) in the previous calendar year. If YES, then estimate their approximate value. <i>NB! Compensation of the work-related expenses should not be taken into account!</i>		
		YES	A. Approximate value in the previous calendar year
A	Assets taken into own use	1	 kroons 2
B	Motor fuel compensation by enterprise	1	 kroons 2
C	Use of public transportation compensated by enterprise	1	 kroons 2
D	Food at work received free or at a reduced price	1	 kroons 2
E	Use of apartment for free or under favourable conditions	1	 kroons 2
F	(Mobile) phone or postal services compensated by enterprise	1	 kroons 2
G	Health services compensated by enterprise	1	 kroons 2
H	Training not related to work but compensated by enterprise	1	 kroons 2
I	Sporting possibilities provided by enterprise free of charge or at reduced prices	1	 kroons 2
J	Holiday trip paid by enterprise	1	 kroons 2
K	Foodstuffs	1	 kroons 2
L	Use of equipment and/or other tools (e.g. power saw, lawnmower, etc.)	1	 kroons 2
M	OTHER [RECORD].....	1	 kroons 2

HC2	Did You receive in the previous calendar year royalties, remuneration or payment under contract for creative or scientific work (articles, research work, etc.), which You did not count into profit/loss received from enterprise? 1 YES → H35 2 NO → H36
H34	Did You receive in the previous calendar year royalties, remuneration or payment under contract for creative or scientific work (articles, research work, etc.)? 1 YES 2 NO → H36
H35	How large was Your income received in the previous calendar year for creative or scientific work?
B	Net income in the previous calendar year _ _ _ _ _ _ kroons
C	How many months did You receive this income? Number of months _ _
H36	INTERVIEWER CHECKPOINT IN THE PREVIOUS YEAR, THE RESPONDENT WAS ENGAGED IN REGISTERED SELF-EMPLOYMENT AND GAVE INFORMATION ABOUT THAT (see H22 = 1) OR RECEIVED INCOME FOR CREATIVE OR SCIENTIFIC WORK (see H34 = 1)? 1 YES 2 NO → H46


Try to remember if and how much did You make payments into insurance schemes in the previous calendar year.

H37	Did You pay for yourself in the previous calendar year...	YES	A. Amount paid in the previous calendar year	NO
A	social insurance tax (33%)?	1	_ _ _ _ _ _ kroons	2
B	unemployment insurance premium (1%)?	1	_ _ _ _ _ _ kroons	2
H38	Have You joined the 2nd pillar of pension insurance? 1 YES 2 NO → H46			
H39	Specify the amount of payments made into the 2nd pillar of pension insurance from income of enterprise in the previous calendar year. IF THE RESPONDENT JOINED RECENTLY AND DID NOT PAY LAST YEAR YET, THEN INDICATE 0! Payments made into the 2nd pillar of pension insurance _ _ _ _ _ _ kroons			


H.D. INCOME FROM UNREGISTERED SELF-EMPLOYMENT

The following questions refer to unregistered enterprise. Try to remember how much **income You by yourself received** from unregistered enterprise. If several household members are connected to it, then **please divide the received income between the members** respectively to the contribution.

IF THE INCOME IS DIVIDED BETWEEN THE MEMBERS, CHECK IF ALL THE MEMBERS HAVE GIVEN ANSWERS TO THIS SECTION.



H46	Did You receive money income from the following activities in the previous calendar year? <i>NB! Production expenses should be deducted from incomes.</i>	YES	A. Income received in the previous calendar year	NO
				
A	Private provision of fee-charging services to other persons or households (e.g. baby-sitting, domestic help, fieldwork, etc.)	1	_ _ _ _ _ _ kroons	2
B	Income from the sale of own-produced consumer goods (e.g. handicrafts, souvenirs, etc.)	1	_ _ _ _ _ _ kroons	2
C	Income from the sale of own-produced foodstuffs (e.g. pies, waffles, shashlik, etc.)	1	_ _ _ _ _ _ kroons	2
D	Income from intermediate commercial transactions	1	_ _ _ _ _ _ kroons	2
E	Income from agricultural or forestry activities (e.g. income received from the sale of horticultural or agricultural products, live animals and poultry, livestock and poultry-farming products, bee-keeping products, timber, etc.)	1	_ _ _ _ _ _ kroons	2
F	OTHER [RECORD].....	1	_ _ _ _ _ _ kroons	2

H47	Did You receive income in kind from unregistered enterprise in the previous calendar year (e.g. fuel received for transport of hay, firewood received for forest felling, etc.)? <i>NB! Production costs should be excluded from income!</i>				
	YES	[RECORD]	A. Approximate value in the previous calendar year	NO	
A	1	_____ kroons	2	
B	1	_____ kroons	2	
C	1	_____ kroons	2	

H48 	Products for own consumption have been listed here. If You answer YES, then try to estimate their approximate value in the previous calendar year. <i>NB! Production costs should be excluded from income!</i>				
		YES	A. Approximate value in the previous calendar year	NO	
A	Construction of dwellings	1	_____ kroons	2	
B	Agricultural activities	1	_____ kroons	2	
C	Forestry work	1	_____ kroons	2	
D	OTHER [RECORD].....	1	_____ kroons	2	

H.E. PROPERTY INCOME

The following questions refer to property income received in the previous calendar year. If You were engaged in registered enterprise (except self-employed): private limited company, general partnership, limited partnership, commercial association, public limited company and took out the earned profit, then indicate here the received income.


H49 	Did You receive any of the following income in the previous calendar year? <i>Indicate gross income!</i>				
		YES	A. Amount in the previous calendar year	NO	
A	Interest income from deposits in foreign bank (deposit rate in bank)	1	_____ kroons	2	
B	Interest income from securities (shares, bonds)	1	_____ kroons	2	
C	Dividend income from securities (i.e. shares, bonds)	1	_____ kroons	2	
E	OTHER [RECORD].....	1	_____ kroons	2	
IF EVERYTHING WAS ANSWERED 2 → HE1					
H50	What was the amount of taxes that You paid on Your income in the previous calendar year? Income tax paid on property income in the previous calendar year _____ kroons				
HE1	Did any of the Estonian banks pay You interests on the amount being in Your current or savings account in the previous year?				
A	1 YES Amount received _____ kroons → HK1 2 YES, BUT I DON'T KNOW THE EXACT AMOUNT 3 NO → HK1				
HE2 	Please indicate into which of the interval remains the amount of interests paid to you.				
	1 up to 50 kroons 2 51 – 250 kroons 3 251 – 500 kroons 4 501 – 1000 kroons 5 1001 kroons or more				

H.K. INSURANCE

HK1	Have You joined the 3rd pillar of pension insurance? 1 YES 2 NO → HK3
HK2	Please specify the amount You paid into the 3rd pillar of pension insurance in the previous calendar year. Payments made into the 3rd pillar of pension insurance _ _ _ _ _ _ _ kroons
HK3	Did You receive payments from the 3 rd pillar of pension insurance in the previous calendar year?
A	The received amount in the previous calendar year _ _ _ _ _ _ _ kroons
B	The paid income tax _ _ _ _ _ _ _ kroons
	2 NO
HK4	Have You insured yourself and joined any other collecting insurance scheme? 1 YES 2 NO → HK6
HK5	How much did You pay for Your collecting insurance in the previous calendar year? Payments made for the collecting insurance in the previous year _ _ _ _ _ _ _ kroons
HK6	Did You receive payments from collecting insurance in the previous calendar year?
A	The received amount in the previous calendar year _ _ _ _ _ _ _ kroons
B	The paid income tax _ _ _ _ _ _ _ kroons
	2 NO
HK7	Have You concluded any additional insurance contracts and make payments into other private insurance schemes (e.g. health insurance, life insurance, etc., except collecting insurance)? 1 YES 2 NO → HK9
HK8	Specify the amount You paid for Your additional insurance in the previous calendar year Payments made for the additional insurance in the previous year _ _ _ _ _ _ _ kroons
HK9	Has Your employer insured You or have You insured yourself via the enterprise and make payments into other private insurance schemes (e.g. health insurance, life insurance, etc.)? 1 YES 2 NO → SECTION H. F. TRANSFERS
HK10	How much has been paid for the additional insurance in the previous calendar year? Payments made in the previous calendar year _ _ _ _ _ _ _ kroons

H.F. TRANSFERS

H51	Did You receive old-age pension or any other benefits relating to old-age (incl. disability allowance for the pension-aged, national pension, special pension, payments received from the 2nd pillar of pension insurance or other compulsory insurance schemes, etc., excl. lump-sum benefit paid by the employer upon retirement) in the previous calendar year?
	1 YES
C	The net amount received in the previous calendar year _ _ _ _ _ kroons
B	How many months did You receive it? _ _
	2 NO → HF4
HF3	Did You pay income tax on benefits related to old age?
	1 YES
	2 NO
HF4	Did You receive lump-sum benefit upon retirement from the employer in the previous calendar year or before that?
	1 YES Amount received _ _ _ _ _ _ kroons
	2 NO → H 52
HF5	How much did You use of the received benefit in the previous calendar year?
A	1 _ _ _ _ _ _ _ _ kroons → NEXT QUESTION (H52)
	2 I DON'T KNOW
B	In which year and month did You receive this amount? in year _ _ _ _ _
C	in month _ _
D	How many wages was this benefit equal to? The number of months _ _




H57	Did You receive any education-related benefits in the previous year?			
		YES	A. Amount received in the previous calendar year	NO
A	State stipend	1	_ _ _ _ kroons	2
B	Scholarship or grant awarded by a fund or organisation locating in Estonia	1	_ _ _ _ kroons	2
C	Scholarship or grant awarded by a foreign state	1	_ _ _ _ kroons	2
D	Student loan written-off to a certain extent	1	_ _ _ _ kroons	2
G	Education allowance	1	_ _ _ _ kroons	2
H	OTHER [RECORD]	1	_ _ _ _ kroons	2
H58	Did You receive in the previous calendar year any other support/benefit/pension not mentioned above (support upon release from custodial institution, compensation paid to a victim of a criminal offence, starting in life allowance for an orphan, etc.)?			
	YES	[RECORD]	A. Amount received in the previous calendar year	NO
A	1	_ _ _ _ kroons	2
B	1	_ _ _ _ kroons	2



H.G. TAXES ON INCOME

H59	Did You pay an additional amount of tax due to be paid on the income received in 2004 (an additional amount of tax was made in 2005)?	
	1 YES 2 NO → H64	
H60	Who paid the additional amount of income tax and for whom?	
	1 I paid the additional amount of income tax only for myself → H63 2 I paid the additional amount of income tax both for myself and for other members of the household → H62 3 The additional amount of income tax was paid by another member of the household both for himself or herself as well as for me	
H61	Please specify the name of the member of the household who paid the additional amount of income tax for you.	
A	Name Year of birth _ _ _ _	
	CONTINUE → H64	
H62	Please specify the name(s) of this (these) household member(s) for whom You paid the additional amount of income tax.	
A	Name..... Year of birth _ _ _ _	
B	Name..... Year of birth _ _ _ _	
C	Name..... Year of birth _ _ _ _	
H63	What was the amount of the additional amount of tax paid on Your income in the previous calendar year?	
	Additional amount of tax paid on income in the previous calendar year _ _ _ _ kroons	

H64	Did You receive income tax return for the 2004 income (income tax return was received in 2005) (regarding the loan interests, education costs, bigger tax-free minimum)? <i>NB! Income tax return for the education costs and interests on student loan should be included here.</i>
A	1 YES Income tax return for the income received in the previous year <input type="text"/> <input type="text"/> <input type="text"/> <input type="text"/> <input type="text"/> <input type="text"/> kroons 2 NO



SECTION I. HEALTH





I01 	What is Your general assessment of Your health? 1 Very good 3 Neither good nor bad 2 Good 4 Bad 5 Very bad												
I02	Do You have any long-term (chronic) illness or health problem? <i>NB! Seasonal (e.g. hay fever) or recurrent health problems should also be considered as long-term.</i> ALWAYS ASK, IRRESPECTIVE OF THE PREVIOUS ANSWER! 1 YES 2 NO												
I03a	Has any health problem restricted the performance of Your everyday activities over a long time (at least in the last 6 months)? ALWAYS ASK, IRRESPECTIVE OF THE PREVIOUS ANSWERS! 1 Yes, very much 2 Yes, to some extent 3 No, not at all <i>NB! If the health problem is seasonal or recurrent, then the previous year should be born in mind. If the health problem has appeared only recently, then the next year should be born in mind.</i>												
I03 	Has any health problem restricted You in the following activities over a long time (at least in the last 6 months)? ALWAYS ASK, IRRESPECTIVE OF THE PREVIOUS ANSWERS!												
A	<table style="width: 100%; border-collapse: collapse;"> <thead> <tr> <th style="width: 60%;"></th> <th style="width: 15%; text-align: center;">Yes, very much</th> <th style="width: 15%; text-align: center;">Yes, to some extent</th> <th style="width: 10%; text-align: center;">No, not at all</th> </tr> </thead> <tbody> <tr> <td>Work and studies (incl. commencement or continuation of in-service training or retraining)</td> <td style="text-align: center;">1</td> <td style="text-align: center;">2</td> <td style="text-align: center;">3</td> </tr> </tbody> </table>		Yes, very much	Yes, to some extent	No, not at all	Work and studies (incl. commencement or continuation of in-service training or retraining)	1	2	3				
	Yes, very much	Yes, to some extent	No, not at all										
Work and studies (incl. commencement or continuation of in-service training or retraining)	1	2	3										
B	<table style="width: 100%; border-collapse: collapse;"> <tbody> <tr> <td style="width: 60%;">Moving around at home or outside of home (incl. use of public transport)</td> <td style="width: 15%; text-align: center;">1</td> <td style="width: 15%; text-align: center;">2</td> <td style="width: 10%; text-align: center;">3</td> </tr> </tbody> </table>	Moving around at home or outside of home (incl. use of public transport)	1	2	3								
Moving around at home or outside of home (incl. use of public transport)	1	2	3										
C	<table style="width: 100%; border-collapse: collapse;"> <tbody> <tr> <td style="width: 60%;">Communication and recreation (incl. visiting clubs or other institutions)</td> <td style="width: 15%; text-align: center;">1</td> <td style="width: 15%; text-align: center;">2</td> <td style="width: 10%; text-align: center;">3</td> </tr> </tbody> </table> <i>NB! If the health problem is seasonal or recurrent, then the previous year should be born in mind. If the health problem has appeared only recently, then the next year should be born in mind.</i>	Communication and recreation (incl. visiting clubs or other institutions)	1	2	3								
Communication and recreation (incl. visiting clubs or other institutions)	1	2	3										
I04	Have You been in a situation in the previous 12 months where You needed to consult or get help from a family physician but did not get help or consultation? 1 YES 2 NO → I06												
I05 	What was the main reason why You could not consult or get help from a family doctor? ONLY ONE SELECTION! <table style="width: 100%; border-collapse: collapse;"> <tbody> <tr> <td style="width: 50%;">01 I could not afford it for economic reasons</td> <td style="width: 50%;">06 Too far, transport problems</td> </tr> <tr> <td>02 I had no time due to work, taking care of children or others</td> <td>07 Too long waiting list</td> </tr> <tr> <td>03 I was afraid (of a doctor, hospital, examination, treatment)</td> <td>08 I did not have a valid health insurance</td> </tr> <tr> <td>04 I did not know any good doctor who I could see</td> <td>09 I did not have a referral</td> </tr> <tr> <td>05 I wanted to wait and see if the health problem would disappear by itself</td> <td>10 Other reason</td> </tr> <tr> <td></td> <td>[RECORD]</td> </tr> </tbody> </table>	01 I could not afford it for economic reasons	06 Too far, transport problems	02 I had no time due to work, taking care of children or others	07 Too long waiting list	03 I was afraid (of a doctor, hospital, examination, treatment)	08 I did not have a valid health insurance	04 I did not know any good doctor who I could see	09 I did not have a referral	05 I wanted to wait and see if the health problem would disappear by itself	10 Other reason		[RECORD]
01 I could not afford it for economic reasons	06 Too far, transport problems												
02 I had no time due to work, taking care of children or others	07 Too long waiting list												
03 I was afraid (of a doctor, hospital, examination, treatment)	08 I did not have a valid health insurance												
04 I did not know any good doctor who I could see	09 I did not have a referral												
05 I wanted to wait and see if the health problem would disappear by itself	10 Other reason												
	[RECORD]												
I06	Have You been in a situation in the previous 12 months where You needed to consult or get help from a dentist but did not get help or consultation? <i>NB! Orthodontists and prostheses specialists (doctors) should also be taken into account here.</i> 1 YES 2 NO → I08												




I07 	What was the main reason why You could not consult or get help from a dentist? ONLY ONE SELECTION! 01 I could not afford it for economic reasons 02 I had no time due to work, taking care of children or others 03 I was afraid (of a doctor, hospital, examination, treatment) 04 I did not know any good doctor who I could see 05 I wanted to wait and see if the health problem would disappear by itself 06 Too far, transport problems 07 Too long waiting list 08 I did not have a valid health insurance 09 I did not have a referral 10 Other reason [RECORD]
I08	Have You been in a situation in the previous 12 months where You needed to consult or get help from a medical specialist but did not get help or consultation? 1 YES 2 NO → I10
I09 	What was the main reason why You could not consult or get help from a medical specialist? ONLY ONE SELECTION! 01 I could not afford it for economic reasons 02 I had no time due to work, taking care of children or others 03 I was afraid (of a doctor, hospital, examination, treatment) 04 I did not know any good doctor who I could see 05 I wanted to wait and see if the health problem would disappear by itself 06 Too far, transport problems 07 Too long waiting list 08 I did not have a valid health insurance 09 I did not have a referral 10 Other reason [RECORD]
I10	How tall are you? _ _ _ cm
I11	What is Your weight? _ _ _ kg



SECTION M. SOCIAL PARTICIPATION

The following questions refer to Your participations in cultural undertakings, connections with media and Your relationships and contacts with other persons.

M01 	During 12 last months , how many times did You go to ... <i>Participation only as spectator should be taken into account!</i>																																				
	<table border="0"> <thead> <tr> <th></th> <th>Not once</th> <th>1 – 3 times</th> <th>4 – 6 times</th> <th>7 – 12 times</th> <th>More than 12 times</th> </tr> </thead> <tbody> <tr> <td>A cinema</td> <td>1</td> <td>2</td> <td>3</td> <td>4</td> <td>5</td> </tr> <tr> <td>B museum, art exhibition or visited cultural sites</td> <td>1</td> <td>2</td> <td>3</td> <td>4</td> <td>5</td> </tr> <tr> <td>C library</td> <td>1</td> <td>2</td> <td>3</td> <td>4</td> <td>5</td> </tr> <tr> <td>D sports contest</td> <td>1</td> <td>2</td> <td>3</td> <td>4</td> <td>5</td> </tr> <tr> <td>E theatrical performance, concert, operatic, ballet or dancing performance</td> <td>1</td> <td>2</td> <td>3</td> <td>4</td> <td>5</td> </tr> </tbody> </table>		Not once	1 – 3 times	4 – 6 times	7 – 12 times	More than 12 times	A cinema	1	2	3	4	5	B museum, art exhibition or visited cultural sites	1	2	3	4	5	C library	1	2	3	4	5	D sports contest	1	2	3	4	5	E theatrical performance, concert, operatic, ballet or dancing performance	1	2	3	4	5
	Not once	1 – 3 times	4 – 6 times	7 – 12 times	More than 12 times																																
A cinema	1	2	3	4	5																																
B museum, art exhibition or visited cultural sites	1	2	3	4	5																																
C library	1	2	3	4	5																																
D sports contest	1	2	3	4	5																																
E theatrical performance, concert, operatic, ballet or dancing performance	1	2	3	4	5																																
M02 	Let's speak more particularly about concert visits. Did You go to some concert during 12 last months ? <i>Participation only as spectator should be taken into account!</i> 1 YES 2 NO → M04																																				

M03	What kind of concert did You go to?	Yes	No
A	Classical music	1	2
B	Rock, pop music, easy listening	1	2
C	Jazz, blues	1	2
D	Popular music, folk music	1	2
F	Other [RECORD]	1	2
M04 	How often do You usually meet Your relatives who You do not live together with? <i>Don't take into account accidental meetings!</i>		
	1 Every day 2 Every week but not every day 3 A few times a month but not every week 4 Once a month 5 At least once a year but not every month 6 Never 7 I do not have relatives		
M05 	How often do You usually meet Your friends who You do not live together with? <i>Don't take into account accidental meetings!</i>		
	1 Every day 2 Every week but not every day 3 A few times a month but not every week 4 Once a month 5 At least once a year but not every month 6 Never 7 I do not have friends		
M06 	How often do You usually without meeting from face to face (e.g. by phone or Internet) communicate with Your relatives who You do not live together with?		
	1 Every day 2 Every week but not every day 3 A few times a month but not every week 4 Once a month 5 At least once a year but not every month 6 Never 7 I do not have relatives		
M07 	How often do You usually without meeting from face to face (e.g. by phone or Internet) communicate with Your friends who You do not live together with?		
	1 Every day 2 Every week but not every day 3 A few times a month but not every week 4 Once a month 5 At least once a year but not every month 6 Never 7 I do not have friends		
M08	Can You ask for help from Your neighbours, relatives or friends in case of necessity?		
	1 YES 2 NO 3 I do not have neighbours, relatives or friends		

M09 	How often are You engaged in voluntary activities, which are not arranged by any organisation? It is meant preparing food, shopping and rendering other help to people who You do not live together with. 1 Every day 2 Every week but not every day 3 A few times a month but not every week 4 Once a month 5 At least once a year but not every month 6 Never																													
M10	Have You participated in the activity or undertakings of the following organisations during 12 last months ? <i>NB! It is not important whether You are officially a member of this organisation or not.</i> <table border="0" style="width: 100%;"> <thead> <tr> <th style="width: 60%;"></th> <th style="width: 20%; text-align: center;">YES</th> <th style="width: 20%; text-align: center;">NO</th> </tr> </thead> <tbody> <tr> <td>A Political parties and trade union</td> <td style="text-align: center;">1</td> <td style="text-align: center;">2</td> </tr> <tr> <td>B Occupational associations and other unions based on occupation</td> <td style="text-align: center;">1</td> <td style="text-align: center;">2</td> </tr> <tr> <td>C Churches and other religious organisations</td> <td style="text-align: center;">1</td> <td style="text-align: center;">2</td> </tr> <tr> <td>D Unions and groups related to hobbies and spending free time</td> <td style="text-align: center;">1</td> <td style="text-align: center;">2</td> </tr> <tr> <td>E Charity organisations</td> <td style="text-align: center;">1</td> <td style="text-align: center;">2</td> </tr> <tr> <td>F Other voluntary groups and organisations [RECORD]</td> <td style="text-align: center;">1</td> <td style="text-align: center;">2</td> </tr> </tbody> </table>				YES	NO	A Political parties and trade union	1	2	B Occupational associations and other unions based on occupation	1	2	C Churches and other religious organisations	1	2	D Unions and groups related to hobbies and spending free time	1	2	E Charity organisations	1	2	F Other voluntary groups and organisations [RECORD]	1	2						
	YES	NO																												
A Political parties and trade union	1	2																												
B Occupational associations and other unions based on occupation	1	2																												
C Churches and other religious organisations	1	2																												
D Unions and groups related to hobbies and spending free time	1	2																												
E Charity organisations	1	2																												
F Other voluntary groups and organisations [RECORD]	1	2																												
M11 	How often do You usually listen to radio? 1 Every day 2 A few times a week 3 Once a week 4 Rarer 5 Never → CONTINUE M13																													
M12	What kind of broadcasts do You listen to? <table border="0" style="width: 100%;"> <thead> <tr> <th style="width: 60%;"></th> <th style="width: 20%; text-align: center;">YES</th> <th style="width: 20%; text-align: center;">NO</th> </tr> </thead> <tbody> <tr> <td>A News, events of the day</td> <td style="text-align: center;">1</td> <td style="text-align: center;">2</td> </tr> <tr> <td>B Music</td> <td style="text-align: center;">1</td> <td style="text-align: center;">2</td> </tr> <tr> <td>C Sport</td> <td style="text-align: center;">1</td> <td style="text-align: center;">2</td> </tr> <tr> <td>D Reality broadcasts, radio plays, cultural broadcasts</td> <td style="text-align: center;">1</td> <td style="text-align: center;">2</td> </tr> <tr> <td>E Religious broadcasts</td> <td style="text-align: center;">1</td> <td style="text-align: center;">2</td> </tr> <tr> <td>F Conversational broadcasts, interviews</td> <td style="text-align: center;">1</td> <td style="text-align: center;">2</td> </tr> <tr> <td>G Other type of entertainment broadcasts (games, comedy sketches)</td> <td style="text-align: center;">1</td> <td style="text-align: center;">2</td> </tr> <tr> <td>H Other [RECORD]</td> <td style="text-align: center;">1</td> <td style="text-align: center;">2</td> </tr> </tbody> </table>				YES	NO	A News, events of the day	1	2	B Music	1	2	C Sport	1	2	D Reality broadcasts, radio plays, cultural broadcasts	1	2	E Religious broadcasts	1	2	F Conversational broadcasts, interviews	1	2	G Other type of entertainment broadcasts (games, comedy sketches)	1	2	H Other [RECORD]	1	2
	YES	NO																												
A News, events of the day	1	2																												
B Music	1	2																												
C Sport	1	2																												
D Reality broadcasts, radio plays, cultural broadcasts	1	2																												
E Religious broadcasts	1	2																												
F Conversational broadcasts, interviews	1	2																												
G Other type of entertainment broadcasts (games, comedy sketches)	1	2																												
H Other [RECORD]	1	2																												
M13 	How often do You usually watch TV? 1 Every day 2 A few times a week 3 Once a week 4 Rarer 5 Never → CONTINUE M15																													

M14 	<p>What kind of television broadcasts do You prefer to watch? Please name up to three types. <i>Up to three answers may be!</i></p> <p>1 News, events of the day 2 Serials, “soap operas” 3 Music 4 Sport 5 Films 6 Documentary films, reality broadcasts 7 Broadcasts for children 8 Talk shows, interviews 9 Shopping channels, TV-shop 10 Other type of entertainment (game shows, cooking programmes, reality shows, etc.) 11 Other [RECORD]</p>
M15 	<p>How often do You watch videos or DVD-s?</p> <p>1 Every day 2 A few times a week 3 Once a week 4 Rarer 5 Never</p>

FINAL SENTENCE: WE HAVE REACHED THE END OF THE SURVEY: THANK You VERY MUCH FOR Your COOPERATION!

INTERVIEWER'S SECTION (CONTINUATION)

A03	FINISHING TIME OF INTERVIEW A _ _ HOURS B _ _ MINUTES	IN CASE OF INTERRUPTION, FINISHING TIME OF CONTINUATION _ _ HOURS _ _ MINUTES
A04	LANGUAGE OF INTERVIEW 1 ESTONIAN 2 RUSSIAN	
A05	WHO ELSE WAS PRESENT AT THE INTERVIEW? [NOTE ALL PERSONS] A 1 NOBODY B 2 CHILDREN UNDER 6 YEARS C 3 CHILDREN AGED 6 AND OLDER D 4 SPOUSE (PARTNER) E 5 OTHER RELATIVES F 6 OTHER ADULTS (NON-RELATIVES)	
A06	THE INTERVIEW PROCEEDED... 1 VERY WELL 4 WITH DIFFICULTIES [EXPLAIN A10s] 2 WELL 5 WITH GREAT DIFFICULTIES [EXPLAIN A10s] 3 SATISFACTORILY	
A07	HOW WAS THE PERSONAL QUESTIONNAIRE COMPLETED? A 1 FACE-TO-FACE INTERVIEW B 2 TELEPHONE INTERVIEW C 3 THE RESPONDENT COMPLETED THE QUESTIONNAIRE HIMSELF/ HERSELF D 4 ANOTHER HOUSEHOLD MEMBER ANSWERED FOR THE RESPONDENT (<i>PROXY</i> INTERVIEW) MEMBER'S NUMBER WHO ANSWERED _ _ _ _ _ _ _ _ _ _ E 5 OTHER, SPECIFY	
A08	DOES THE RESPONDENT LIVE SEPARATELY FROM HIS/HER HOUSEHOLD? 1 YES 2 NO	
A09	PLACE OF INTERVIEW 1 RESPONDENT'S PLACE OF RESIDENCE 2 RESPONDENT'S PLACE OF WORK 3 INTERVIEWER'S PLACE OF WORK / PLACE OF RESIDENCE 4 ELSEWHERE (WRITE WHERE)	
A10	COMMENTS ABOUT THE INTERVIEW [WRITE ABOUT ALL DISTURBING FACTORS]	

AFTER YOU HAVE CHECKED THAT THE SEQUENCE OF QUESTIONS IN THE QUESTIONNAIRE HAS BEEN ADHERED TO AND ALL THE ANSWERS TO THESE QUESTIONS IN THIS SEQUENCE HAVE BEEN RECORDED, PLEASE CONFIRM IT WITH YOUR SIGNATURE

..... SIGNATURE OF THE INTERVIEWER

