

|_|_| INTERVIEW MANAGER'S AREA

ESTONIAN SOCIAL SURVEY 2007

Household questionnaire

SECTION A	Interviewer's section	2
SECTION X	Tracing	5
SECTION B	General data of household	7
SECTION C	Living conditions	14
SECTION D	Economic welfare	16
SECTION F	Production for own consumption	21
SECTION E	Planned change of residence	24

Interviewer's section (continuation) 25

Survey week |_|_| |_|_| – |_|_| |_|_| |_2_|_0_|_0_|_7_|
date month date month year

Code of household |_|_|_|_|_|_|_|_|_|_|

Branch number |_|_|

WERE THERE ANY SPLIT-OFFS FROM THE INITIAL HOUSEHOLD? YES |_| NO |_|

Survey area |_|_|_|_|_| Code of interviewer |_|_|_|_|

Tallinn 2007

SECTION A. INTERVIEWER'S REMARKS

A01	DATE OF INTERVIEW	DATE OF CONTINUATION
A	_ _ DATE	_ _ DATE
B	_ _ MONTH	_ _ MONTH
A02	STARTING TIME OF THE INTERVIEW	IN CASE OF INTERRUPTION, STARTING TIME OF CONTINUATION
A	_ _ HOUR	_ _ HOUR
B	_ _ MINUTES	_ _ MINUTES
A03	PLACE OF INTERVIEW 1 RESPONDENT'S PLACE OF RESIDENCE 2 RESPONDENT'S PLACE OF WORK 3 INTERVIEWER'S PLACE OF WORK / PLACE OF RESIDENCE 4 ELSEWHERE (WRITE WHERE)	
A04	HOUSEHOLD'S PLACE OF RESIDENCE <div style="display: flex; justify-content: space-between;"> <div style="width: 50%; border-bottom: 1px solid black;"></div> <div style="width: 45%;">SETTLEMENT _ _ _ _ </div> </div> <div style="display: flex; justify-content: space-between;"> <div style="width: 50%; border-bottom: 1px solid black;"></div> <div style="width: 45%;">RURAL MUNICIPALITY _ _ _ </div> </div> <div style="display: flex; justify-content: space-between;"> <div style="width: 50%; border-bottom: 1px solid black;"></div> <div style="width: 45%;">COUNTY _ _ </div> </div>	

DEFINITIONS

Household is a group of people who live in a common dwelling (at the same address) and share joint financial and/or food resources. Persons included in the household are members of the household. A household may also consist of one member only.

Temporarily absent means first of all that the person who is absent will presumably return to the household after the end of the mission, studies, etc. In general, the respondent can decide whether the contact with the person who is absent is close enough to consider him or her a member of the household. If the person who is absent has formed his or her own family and lives permanently separately, then he or she is not considered a member of the respondent household although, for example, he or she may still have his or her own room at his or her parents' house and he or she may receive regular financial help.

Sample household is a household, which contains at least one person who was included in the sample.

Sample persons are all household members, who were 14-year-olds or older as at 1 January of the survey year when the household was first included in the survey. It is indicated in the protocol whether the member is a sample person. Only sample persons are traced.

New household member is a household member who has joined the sample person's household after the last interview of the Social Survey.

Guest is a person who does not belong to the household but has spent at least three months in the household during the previous calendar year.

Initial household is a sample household where at least one such sample person belongs to and who lives in the same dwelling as at the last survey year. If none of the households where a sample person belongs to lives at the same address, then initial household is the one where household member with the smallest person number belongs to.

Split-off household is a new household of the sample person who has left the initial household and started to live separately.

New household is a household, which has been included to the survey from this year.

Code of household is a special identifying code of the household, which is given to the household at inclusion to the survey. The code of household is given to the interviewer to take along on the sample information sheet.

Split number is a two-figure code, which shows the division of the initial household. The split number of a new household and most of the initial households is 00. Interviewer will give the split number to the new split-off household: it is the first vacant split number displayed to the interviewer by the data entry program.

Household member's number is a special identifying code of the person formed according to the fixed regulation, which is attributed to every household member at his or her inclusion to the survey. Household member's number is unique and it consists of three parts: code of household (6 figures) + split number (2 figures) + reference number of the person (2 figures). **Household member's number is unchangeable during the whole survey.**

In case of the known household members, the household member's number is given to the interviewer to take along on the sample information sheet from where the interviewer writes the number in section X to the question XX1. In section B, the interviewer writes four last figures of the household member's number of the known members from section X or from the protocol (in case of split-off household). The interviewer gives these four last figures to new members or to the members of new households as follows:

1) to new members in the split-off or initial household

- a) the first two figures: split number – looks from the household questionnaire;
- b) the next two figures: the first vacant reference number of a household member in this household – data entry program gives automatically in case of split-offs;

2) to the members of a new household

- a) the first two figures: split number – looks from the household questionnaire (always 00);
- b) the next two figures: the reference number of a household member – according to the column number (BX1).

The interviewer cannot give the last four figures of the household member's number, if it concerns the person who has participated in the survey last year but has moved to another sample household (new members in the initial or split-off household (BX = 1 or 2 and BA1 = 1) and who also participated last year (BA4 = 1), or a member of a new household (BX = 3) who participated in the survey last year as well (BA4 = 1)). The described situation is exceptional. As a result the interviewer must very thoroughly double-check it.

SECTION X. TRACING

NB! SECTION X IS NOT FILLED IN REGARDING THE SPLIT-OFF OR A NEW HOUSEHOLD (SEE DEFINITION P 3).


WRITE THE DATA FROM THE SAMPLE INFORMATION SHEET IN THE SAME ORDER ABOUT ALL THE (KNOWN) HOUSEHOLD MEMBERS OF THE SURVEYED HOUSEHOLD INTO THE FOLLOWING TABLE. IF THE HOUSEHOLD CONSISTS OF MORE THAN 6 (KNOWN) HOUSEHOLD MEMBERS THEN USE AN ADDITIONAL SHEET. CHECK THE BACKGROUND DATA WITH THE QUESTIONNAIRE.

I will read out the names of people who belonged to the household last year. Please tell about each of them whether they are the members of Your household today or not.

XX1	Reference number of the household member	1	2	3	4	5	6	
→	WRITE HOUSEHOLD MEMBER'S NUMBER	<div> </div> <div> </div>	<div> </div> <div> </div>	<div> </div> <div> </div>	<div> </div> <div> </div>	<div> </div> <div> </div>	<div> </div> <div> </div>	
X1	FIRST NAME	<div>.....</div>	<div>.....</div>	<div>.....</div>	<div>.....</div>	<div>.....</div>	<div>.....</div>	
X2	GENDER: 1 MALE 2 FEMALE	<div> </div>	<div> </div>	<div> </div>	<div> </div>	<div> </div>	<div> </div>	
X3	DATE OF BIRTH							
A	DATE	<div> </div>	<div> </div>	<div> </div>	<div> </div>	<div> </div>	<div> </div>	
B	MONTH	<div> </div>	<div> </div>	<div> </div>	<div> </div>	<div> </div>	<div> </div>	
C	YEAR	<div> </div>	<div> </div>	<div> </div>	<div> </div>	<div> </div>	<div> </div>	
D	AGE (1 January 2007)	<div> </div>	<div> </div>	<div> </div>	<div> </div>	<div> </div>	<div> </div>	

IF THE PERSONAL DATA DIFFERS SUBSTANTIALLY, IT IS NECESSARY TO ASK WHETHER OR NOT IT IS THE SAME PERSON.

X4	Is ... Your household member? 1 YES 2 NO	<div> </div>	<div> </div>	<div> </div>	<div> </div>	<div> </div>	<div> </div>	1→X10
X5	For what reason is he/she not in the household? 21 has moved to a separate household 23 is dead 24 has left for a long time (more than 6 months) to a collective household or an institutional establishment within the boundaries of the country 25 has headed abroad (more than 6 months) 26 OTHER [RECORD]	<div> </div>	<div> </div>	<div> </div>	<div> </div>	<div> </div>	<div> </div>	23, 24, 25, 26 → X7
X6	Indicate ...'s new address? A Street, house, apartment B Settlement C Rural municipality D County E Contact telephone	<div>.....</div>	<div>.....</div>	<div>.....</div>	<div>.....</div>	<div>.....</div>	<div>.....</div>	

A	WRITE THE SPLIT NUMBER OF A NEW HOUSEHOLD (THE FIRST VACANT SPLIT NUMBER)	<input type="text"/>	<input type="text"/>	<input type="text"/>	<input type="text"/>	<input type="text"/>	<input type="text"/>	
X7	When did ... depart the household (died)?	<input type="text"/>	<input type="text"/>	<input type="text"/>	<input type="text"/>	<input type="text"/>	<input type="text"/>	
A	Month	<input type="text"/>	<input type="text"/>	<input type="text"/>	<input type="text"/>	<input type="text"/>	<input type="text"/>	
B	Year	<input type="text"/>	<input type="text"/>	<input type="text"/>	<input type="text"/>	<input type="text"/>	<input type="text"/>	
X8	How many months was ... in the household in the previous calendar year?	<input type="text"/>	<input type="text"/>	<input type="text"/>	<input type="text"/>	<input type="text"/>	<input type="text"/>	
X9 	What was the main social status of ... in the previous calendar year? He or she was 1 working 2 unemployed 3 retired or in early retirement 4 homemaker, on parental leave, conscript, student (pupil), received pension for in- capacity for work or other	<input type="text"/>	<input type="text"/>	<input type="text"/>	<input type="text"/>	<input type="text"/>	<input type="text"/>	
X10	INTERVIEWER CHECKPOINT. DOES THE TABLE INCLUDE THE DATA ABOUT ALL THE GIVEN HOUSEHOLD MEMBERS? 1 YES 2 NO	<input type="text"/>	<input type="text"/>	<input type="text"/>	<input type="text"/>	<input type="text"/>	<input type="text"/>	2 →X4

SECTION B. GENERAL DATA OF HOUSEHOLD

BX	HOUSEHOLD IS: 1 INITIAL HOUSEHOLD 2 SPLIT-OFF HOUSEHOLD 3 NEW HOUSEHOLD
-----------	---

WRITE THE DATA ABOUT ALL THE MEMBERS OF THE SURVEYED HOUSEHOLD INTO THE FOLLOWING TABLE. IN CASE OF **INITIAL HOUSEHOLD**, FIRST THE KNOWN MEMBERS WHO STILL BELONG TO THE HOUSEHOLD FROM SECTION X AND AFTER THEM NEW MEMBERS. IN CASE OF **SPLIT-OFF HOUSEHOLD**, WRITE FIRST THE KNOWN MEMBERS FROM THE PROTOCOL AND THEREAFTER NEW MEMBERS. IN CASE OF **NEW HOUSEHOLD** THE WRITING HAS TO BE STARTED FROM THE REFERENCE PERSON AND CONTINUED IN THE ORDER OF AGE, STARTING FROM THE OLDEST. IF THE HOUSEHOLD CONSISTS OF MORE THAN 6 MEMBERS THEN USE AN ADDITIONAL SHEET. DRAW A CIRCLE AROUND THE NUMBER OF THE LAST PERSON.

The first part of the survey is concerned with the structure of Your household and general information about the members of Your household. Please indicate the names of the members of your household and tell what their relation is to You.









BX1	Column number	01	02	03	04	05	06	
→	First name	
BA1	IS ... A NEW MEMBER IN THE HOUSEHOLD? 1 YES 2 NO	<input type="checkbox"/>	<input type="checkbox"/>	<input type="checkbox"/>	<input type="checkbox"/>	<input type="checkbox"/>	<input type="checkbox"/>	2→ BA4
BA2 ↓	Was ... born to the household? 1 YES 2 NO	<input type="checkbox"/>	<input type="checkbox"/>	<input type="checkbox"/>	<input type="checkbox"/>	<input type="checkbox"/>	<input type="checkbox"/>	
BA3 A B	Indicate when did ... come to the household? Month Year	<input type="text"/> <input type="text"/>	<input type="text"/> <input type="text"/>	<input type="text"/> <input type="text"/>	<input type="text"/> <input type="text"/>	<input type="text"/> <input type="text"/>	<input type="text"/> <input type="text"/>	
BA7 ☀	What did ... do last year? 1 Lived in this or some other household in Estonia 2 Lived abroad for 6 months or longer 3 Was in orphanage, care home or prison for 6 months or longer	<input type="checkbox"/>	<input type="checkbox"/>	<input type="checkbox"/>	<input type="checkbox"/>	<input type="checkbox"/>	<input type="checkbox"/>	
BA4	Did ... participate in ESS in March – July 2006? 1 YES 2 NO	<input type="checkbox"/>	<input type="checkbox"/>	<input type="checkbox"/>	<input type="checkbox"/>	<input type="checkbox"/>	<input type="checkbox"/>	BA4=1 and BX=3 or BA4=1 and BA1=1 → BA6
BA5	4 LAST FIGURES OF THE HOUSEHOLD MEMBER'S NUMBER	<input type="text"/> <input type="text"/> <input type="text"/> <input type="text"/>	<input type="text"/> <input type="text"/> <input type="text"/> <input type="text"/>	<input type="text"/> <input type="text"/> <input type="text"/> <input type="text"/>	<input type="text"/> <input type="text"/> <input type="text"/> <input type="text"/>	<input type="text"/> <input type="text"/> <input type="text"/> <input type="text"/>	<input type="text"/> <input type="text"/> <input type="text"/> <input type="text"/>	BX=1 or BX=2 → BA6


BA8 ☀	What did ... during past 3 years? 2004: 2005: 2006: What did ... do last year? 1 Lived in this or some other household in Estonia 2 Lived abroad for 6 months or longer 3 Was in orphanage, care home or prison for 6 months or longer	<input type="text"/>	<input type="text"/>	<input type="text"/>	<input type="text"/>	<input type="text"/>	<input type="text"/>	<input type="text"/>
BA6	INTERVIEWER CHECKPOINT. DOES THE TABLE INCLUDE THE DATA ABOUT ALL PERSONS? 1 YES 2 NO	<input type="text"/>	<input type="text"/>	<input type="text"/>	<input type="text"/>	<input type="text"/>	<input type="text"/>	2→ BA1 one member → B02

B01 ☀	What is ...'s relationship to other household members? 01 Spouse or partner 02 Child (incl. adopted) 03 Foster child 04 Parent 05 Foster parent 06 Grandparent / his or her partner 07 Grandchild or child (incl. adopted) of the child's partner 08 Daughter/son-in-law 09 Mother/father-in-law 12 Sister/brother 10 Other relative 11 Non-relative	→	1	2	3	4	5	6	7	8	9	10	11
		1	■	■	■	■	■	■	■	■	■	■	■
		2		■	■	■	■	■	■	■	■	■	■
		3			■	■	■	■	■	■	■	■	■
		4				■	■	■	■	■	■	■	■
		5					■	■	■	■	■	■	■
		6						■	■	■	■	■	■
		7							■	■	■	■	■
		8								■	■	■	■
		9									■	■	■
		10										■	■
		11											■
		12											


Now let's talk separately about each member of Your household.

↓	Column number First name	01	02	03	04	05	06
B02	What is the gender of ... ? 1 – MALE 2 – FEMALE	<input type="text"/>	<input type="text"/>	<input type="text"/>	<input type="text"/>	<input type="text"/>	<input type="text"/>
B03	Indicate the date of birth of ... Date Month Year	<input type="text"/> <input type="text"/> <input type="text"/>	<input type="text"/> <input type="text"/> <input type="text"/>	<input type="text"/> <input type="text"/> <input type="text"/>	<input type="text"/> <input type="text"/> <input type="text"/>	<input type="text"/> <input type="text"/> <input type="text"/>	<input type="text"/> <input type="text"/> <input type="text"/>


↓	Column number First name	01	02	03	04	05	06	
B04	Indicate the country of birth of ...							 Estonia → B06
		
		_ _ _	_ _ _	_ _ _	_ _ _	_ _ _	_ _ _	
B05	From which year has ...							
A	lived in Estonia? Year	_ _ _	_ _ _	_ _ _	_ _ _	_ _ _	_ _ _	
	IF FROM 2006 OR 2007							
B	THEN ASK Month	_ _	_ _	_ _	_ _	_ _	_ _	
B06	What is the ethnic nationality of ... ?	_ _	_ _	_ _	_ _	_ _	_ _	
	01 Estonian							
	02 Russian							
	03 Ukrainian							
	04 Belorussian							
	05 Finn							
	06 Jew							
	07 Tatar							
	08 German							
	09 Latvian							
	10 Pole							
	11 Lithuanian	
	12 OTHER. [RECORD]	_ _ _	_ _ _	_ _ _	_ _ _	_ _ _	_ _ _	
	13 DOES NOT WANT TO ANSWER							
B07	Indicate the citizenship of ...							
	1 Estonian	_	_	_	_	_	_	
	2 Russian							
	3 Ukrainian							
	4 Belorussian							
	5 Finnish							
	6 OTHER. [RECORD]	
	7 UNSPECIFIED	_ _ _	_ _ _	_ _ _	_ _ _	_ _ _	_ _ _	
B07a	Indicate the second citizenship of...	_	_	_	_	_	_	
								
	6 OTHER. [RECORD]	
	7 THERE IS NO OTHER	_ _ _	_ _ _	_ _ _	_ _ _	_ _ _	_ _ _	
B08	Does ... live currently							1 → BP1
	1 with his or her household?	_	_	_	_	_	_	
	2 separately?							3 → BP1
	3 alone?							
B09	Why is ...living separately?							
	1 Studies	_	_	_	_	_	_	
	2 Work							
	3 Military service							
	4 Hospitalisation							
	5 Imprisonment							
	6 OTHER. [RECORD]	
BP1	What is the legal marital status of ...?							
	1 Has never been married	_	_	_	_	_	_	
	2 Married							
	3 Divorced							
	4 Widowed							



↓	Column number First name	01	02	03	04	05	06	
BP2	What is the actual marital status of ...? 1 I cohabit 2 I do not cohabit	<input type="checkbox"/>	<input type="checkbox"/>	<input type="checkbox"/>	<input type="checkbox"/>	<input type="checkbox"/>	<input type="checkbox"/>	
BX2 	What was the main social status of ... in the previous calendar year? He or she was 1 working 2 unemployed 3 retired or in early retirement 4 homemaker, on parental leave, conscript, student (pupil), received pension for incapacity for work or other	<input type="checkbox"/>	<input type="checkbox"/>	<input type="checkbox"/>	<input type="checkbox"/>	<input type="checkbox"/>	<input type="checkbox"/>	
B10	INTERVIEWER CHECKPOINT. DOES THE TABLE INCLUDE THE DATA ABOUT ALL PERSONS? 1 YES 2 NO	<input type="checkbox"/>	<input type="checkbox"/>	<input type="checkbox"/>	<input type="checkbox"/>	<input type="checkbox"/>	<input type="checkbox"/>	2 → B02

The following questions refer to the guests who spent at least three months in Your household [SEE DEFINITION P 3].



BK1	Did someone who did not belong to the household spend at least three months in the household in the previous calendar year (i.e. were there guests)? 1 YES 2 NO → B11							
↓	Reference number of the guest	1	2	3	4	5	6	
BK2	First name						
BK3	What is the gender of ...? 1 MALE 2 FEMALE	<input type="checkbox"/>	<input type="checkbox"/>	<input type="checkbox"/>	<input type="checkbox"/>	<input type="checkbox"/>	<input type="checkbox"/>	
BK4 A B C	Indicate the date of birth of ... Date Month Year	<input type="text"/> <input type="text"/> <input type="text"/>	<input type="text"/> <input type="text"/> <input type="text"/>	<input type="text"/> <input type="text"/> <input type="text"/>	<input type="text"/> <input type="text"/> <input type="text"/>	<input type="text"/> <input type="text"/> <input type="text"/>	<input type="text"/> <input type="text"/> <input type="text"/>	
BK5	Indicate the number of months when ... was in the household in the previous calendar year. Number of months	<input type="text"/>	<input type="text"/>	<input type="text"/>	<input type="text"/>	<input type="text"/>	<input type="text"/>	
BK6 	Indicate the main social status of ... in the previous calendar year. He or she was 1 working 2 unemployed 3 retired or in early retirement 4 homemaker, on parental leave, conscript, student (pupil), received pension for incapacity for work or other	<input type="checkbox"/>	<input type="checkbox"/>	<input type="checkbox"/>	<input type="checkbox"/>	<input type="checkbox"/>	<input type="checkbox"/>	
BK7	Where there more guests? 1 YES 2 NO	<input type="checkbox"/>	<input type="checkbox"/>	<input type="checkbox"/>	<input type="checkbox"/>	<input type="checkbox"/>	<input type="checkbox"/>	1 → BK2 2 → B11

The following questions refer to the children of Your household.

B11	Are there any 0-14-year-old children in Your household as at 1 January this year? (born in 1992 or later)						
	1 YES	2 NO → SECTION C					
B12 →	How old was the child on 1 January this year?	_ _	_ _	_ _	_ _	_ _	
BX3	WRITE THE COLUMN NUMBER OF THE QUESTION BX1	_ _	_ _	_ _	_ _	_ _	
→	First name	
B13 ↓ A	When viewing a typical week of the child from January to May, does the child attend a sports club, art club, learns to play some musical instrument or attends any other hobby group (<u>including</u> baby schools, <u>excluding</u> preparatory courses for children of pre-school age)? 1 YES Number of hours per week 2 NO	_ _ _ hours	_ _ _ hours	_ _ _ hours	_ _ _ hours	_ _ _ hours	1 → B15
B14 	Why doesn't the child attend a hobby group? (Indicate one of the main reasons) 1 We do not have money for that 2 There are no hobby groups near the dwelling 3 The child does not want to go anywhere 4 The child does not have time for that 5 The child is too small 6 OTHER [RECORD]	_ 	_ 	_ 	_ 	_ 	
B15	When viewing a typical week of the child from January to May, does the child 1 attend school / school for children with special needs (i.e. primary or basic school)? 2 study at home? 4 do none of the above-mentioned?	_	_	_	_	_	4 → B16
B15a	When viewing a typical week of the child from January to May, how many hours does the child spend at classes in primary or basic school? (Incl. breaks, eating)	_ _ hours	_ _ hours	_ _ hours	_ _ hours	_ _ hours	

	WRITE THE COLUMN NUMBER OF QUESTION BX1	_ _	_ _	_ _	_ _	_ _	
BL1 	When viewing a typical week of the child from January to May, how many hours per week does the child spend on these days when there are classes ...						
A	in a long day or remedial group at school?	_ _ hours	_ _ hours	_ _ hours	_ _ hours	_ _ hours	
B	in a day centre (paid child care outside of home, except when with nanny)?	_ _ hours	_ _ hours	_ _ hours	_ _ hours	_ _ hours	
C	in boarding school (including time before and after time of learning until the official time of retiring, excl. time spent in sports or hobby groups)	_ _ hours	_ _ hours	_ _ hours	_ _ hours	_ _ hours	
BL2 	When viewing a typical week of the child from January to May, how many hours per week does the child spend on these days when there are no classes ...						
A	in a long day or remedial group at school?	_ _ hours	_ _ hours	_ _ hours	_ _ hours	_ _ hours	
B	in a day centre (paid child care outside of home, except when with nanny)?	_ _ hours	_ _ hours	_ _ hours	_ _ hours	_ _ hours	→ BL5
C	in boarding school (including time before and after time of learning until the official time of retiring, excl. time spent in sports or hobby groups)	_ _ hours	_ _ hours	_ _ hours	_ _ hours	_ _ hours	
B16	When viewing a typical week of the child from January to May, does the child						
A	1 attend kindergarten, crèche or kindergarten for children with special needs?	_	_	_	_	_	
	2 attend preparatory course for children of pre-school age or pre-school?						
	3 attend both?						
B	Number of hours per week	_ _ hours	_ _ hours	_ _ hours	_ _ hours	_ _ hours	4 → B17
	4 The child attends neither of the above-mentioned?						



	WRITE THE COLUMN NUMBER OF QUESTION BX1	_ _	_ _	_ _	_ _	_ _	
BL3	When viewing a typical week of the child from January to May, how many hours per week does the child spend in a day centre (paid child care outside of home, except when with nanny, in kindergarten, in crèche) on the days when the child attends kindergarten, kindergarten for children with special needs, crèche or preparatory course for children of pre-school age? <u>[WRITE THE NUMBER OF HOURS OF THE USED VARIANTS OF CHILD CARE. WRITE 00 IF YOU DO NOT USE ANY OF THE LISTED VARIANTS OF CHILD CARE]</u>	_ _ hours	_ _ hours	_ _ hours	_ _ hours	_ _ hours	
BL4	When viewing a typical week of the child from January to May, how many hours per week does the child spend in a day centre (paid child care outside of home, except when with nanny, in kindergarten, in crèche) on the days when the child does not attend kindergarten, kindergarten for children with special needs, crèche or preparatory course for children of pre-school age? <u>[WRITE THE NUMBER OF HOURS OF THE USED VARIANTS OF CHILD CARE. WRITE 00 IF YOU DO NOT USE ANY OF THE LISTED VARIANTS OF CHILD CARE]</u>	_ _ hours	_ _ hours	_ _ hours	_ _ hours	_ _ hours	







	WRITE THE COLUMN NUMBER OF QUESTION BX1	_ _	_ _	_ _	_ _	_ _	
BL5 	When viewing a typical week of the child from January to May, how many hours per week do You use the following variants of child care? [WRITE THE NUMBER OF HOURS OF THE USED VARIANTS OF CHILD CARE. WRITE 00 IF YOU DO NOT USE ANY OF THE LISTED VARIANTS OF CHILD CARE]						→ B18
A	The child is looked after gratis by grandparents, relatives, acquaintances, neighbours or other at least 15-year-old household members (excl. parents)	_ _ hours	_ _ hours	_ _ hours	_ _ hours	_ _ hours	
B	The child is looked after by a paid nanny (either at the nanny's or child's home)	_ _ hours	_ _ hours	_ _ hours	_ _ hours	_ _ hours	
B17 	When viewing a typical week of the child from January to May, how many hours per week do You use the following variants of child care? [WRITE THE NUMBER OF HOURS OF THE USED VARIANTS OF CHILD CARE. WRITE 00 IF YOU DO NOT USE ANY OF THE LISTED VARIANTS OF CHILD CARE]						
A	The child is looked after gratis by grandparents, relatives, acquaintances, neighbours or other at least 15-year-old household members (excl. parents)	_ _ hours	_ _ hours	_ _ hours	_ _ hours	_ _ hours	
B	The child is looked after by a paid nanny (either at the nanny's or child's home)	_ _ hours	_ _ hours	_ _ hours	_ _ hours	_ _ hours	
D	The child is in a day centre (paid child care outside of home, except when with nanny, in kindergarten, in crèche)	_ _ hours	_ _ hours	_ _ hours	_ _ hours	_ _ hours	
B18	INTERVIEWER CHECKPOINT. DOES THE TABLE INCLUDE DATA ABOUT ALL 0-14-YEAR- OLD CHILDREN? 1 YES 2 NO	_	_	_	_	_	2 → B13




B19	Does Your household have to pay for child care? <i>NB! Only monetary payments should be taken into account here.</i> 1 YES 2 NO → SECTION C
B20	Please specify the total amount Your household spends on child care in a month? <i>NB! The total amount spent on all children should be taken into account here.</i> Amount per month _ _ _ _ _ kroons

SECTION C. LIVING CONDITIONS


Next questions concern the principal dwelling of Your household. Please answer the following questions.

C01 	In which type of a residential building is the dwelling of Your household located? <i>Dwelling is a room where you spend most of your free time, incl. sleeping time.</i> <div style="display: flex; justify-content: space-between;"> <div> 1 Farm house 2 One-family dwelling 3 Two-family dwelling 4 Terraced house </div> <div> 5 Apartment or room in a residential building with fewer than 10 dwellings 6 Apartment or room in a residential building with more than 10 dwellings 7 Hostel 8 OTHER [RECORD]..... </div> </div>
C02 	When was the house built? <div style="display: flex; justify-content: space-between;"> <div> 1 Before 1946 2 In 1946–1960 3 In 1961–1970 4 In 1971–1980 </div> <div> 5 In 1981–1990 6 In 1991–1999 7 In 2000 or later 8 I DO NOT KNOW </div> </div>
C03	How many rooms belong to Your household? _ _ , _ _ <i>If several households live in one dwelling and some rooms are in the shared use, then divide in Your mind the mentioned room into parts and indicate the number of rooms as a decimal. For example, if the household has a bedroom and half of the living room, the number of rooms would be 1.5.</i>
C03A	How big is the living area at command of Your household in square metres? _ _ _ _ <i>For finding out the useful area count up the area of rooms, kitchen and internal auxiliary rooms of the dwelling. If several households live in Your dwelling then take into account the shared use similarly as at determination of the rooms.</i>
C11	Is there a shortage of space in Your dwelling? 1 YES 2 NO
C12	Do you have electricity in Your dwelling? 1 YES 2 NO → C14
C13	Do the electrical installations, incl. wiring, sockets and the like in Your dwelling correspond to the needs of Your household? <i>Are the electrical installations in Your dwelling adequate?</i> 1 YES 2 NO
C14	Do You have running water and plumbing in Your dwelling? 1 YES 2 NO → C04
C15	Do the water installations, incl. pipes, taps and the like in Your dwelling correspond to the needs of Your household? <i>Are the water installations in Your dwelling adequate?</i> 1 YES 2 NO

C04 	What kind of a toilet is there in Your dwelling? IN THE CASE OF THE EXISTENCE OF SEVERAL VARIANTS DESIGNATE THE ONE WITH THE SMALLEST REFERENCE NUMBER. <div style="display: flex; justify-content: space-between;"> <div> 1 There is a flush toilet in the dwelling 2 The flush toilet is in the shared use in the house 3 There is other than flush toilet inside the dwelling or house </div> <div> 4 The toilet is outside 5 There is no toilet </div> </div>					
C05 	What kind of washing facilities are there in Your dwelling? IN THE CASE OF THE EXISTENCE OF SEVERAL VARIANTS DESIGNATE THE ONE WITH THE SMALLEST REFERENCE NUMBER. 1 There is a separate bath or shower in the dwelling 2 Bath or shower is used by several households 3 It is not possible to use a bath or shower in the dwelling					
C06 	Does You household have a sauna or the possibility to use a sauna at home? IN THE CASE OF THE EXISTENCE OF SEVERAL VARIANTS DESIGNATE THE ONE WITH THE SMALLEST REFERENCE NUMBER. 1 Household has a separate sauna 2 Sauna is used by several households 3 There is no sauna					
C16 	What kind of heating opportunities are there in Your dwelling?					
		THERE IS	THERE IS NOT			
	1 Central heating	1	2			
	2 Local heating (incl. gas heating)	1	2			
	3 Stove heating	1	2			
	4 Electric heating	1	2			
C17	Is the dwelling of Your household comfortably warm during winter ? 1 YES 2 NO					
C18	Is there an air-conditioner in the dwelling of Your household? 1 YES 2 NO					
C19	Is the dwelling of Your household comfortably cool during summer ? 1 YES 2 NO					
C20 	How satisfied are You with the dwelling of Your household? 1 Very dissatisfied 2 Somewhat dissatisfied 3 Satisfied 4 Very satisfied					
C21 	Thinking of physical access, opening hours and the like, how easily accessible are the following services for your household? Service is accessible ... <i>If service is not used, mark 5!</i>					
		With great difficulty	With some difficulty	Easily	Very easily	Service is not used
	1 Grocery services	1	2	3	4	5
	2 Banking services	1	2	3	4	5
	3 Postal services	1	2	3	4	5
	4 Public transport	1	2	3	4	5
	5 Primary health care services	1	2	3	4	5


C07 	Does Your dwelling have any of the following problems?	YES	NO	
	1 The roof leaks	1	2	
	2 Damp walls, floor or basement	1	2	
	3 Rotten window frames or floor	1	2	
	4 Too dark, not enough light	1	2	
C08 	Do You usually hear in Your dwelling...?	YES, it is a problem	YES, but it is not a problem	NO
	1 noise from neighbouring apartments, water pipes, etc.	1	2	3
	2 street or road noise	1	2	3
	3 noise created by planes or railway	1	2	3
	4 industrial or construction noise	1	2	3
C09 	Is there in the vicinity of Your dwelling...?	YES, it is a problem	YES, but it is not a problem	NO
	1 road dust, exhaust gases of vehicles	1	2	3
	2 smoke, dust or unpleasant smell from factories	1	2	3
	3 unpleasant smell of wastes or sewerage	1	2	3
C10	In Your opinion, are there problems with crime, violence or vandalism in the vicinity of Your dwelling?			
	1 YES 2 NO			



Following question is about You and not about the whole household.



C22	Have You personally changed a dwelling in the past 2 years ?
	1 YES
	2 NO → D01
C23 	Why did you change the dwelling?
	1 For family reasons
	2 Because of work
	3 I wished to have a better dwelling or living conditions
	4 I was evicted from the previous dwelling
	5 Landlord did not prolong the contract
	6 I had difficulties with paying the rent or the mortgage
	7 For other reasons [RECORD]


SECTION D. ECONOMIC WELFARE

I will now ask You a few questions about economic welfare and subsistence of Your household.

D01 	What is the tenure status of Your household to the dwelling?
	1 Dwelling is owned by the household (member of the household) → DV2
	2 Dwelling is rented from the state or local government at market price
	3 Dwelling is rented from a private person at market price
	4 Dwelling is rented below the market price level
	5 Dwelling is used free of charge
DV3	Does the employer provide you this dwelling?
	1 YES
	2 NO
	IF D01=5 THEN CONTINUE DV2.
DV1	Name the household member(s) in whose name is the lease of the household's dwelling. <i>If the lease is in the name of one member, write 00 instead of the second member's number.</i>
A	Member's column number (BX1) __ __
B	Member's column number (BX1) __ __


D02	How much do You pay rent monthly on average? <i>(Rent is the amount paid to the owner of the dwelling but excluding payments for public utilities and service charges).</i> Average rent monthly _____ kroons → D03																										
DV2	Name the household member(s) whom the dwelling belongs to or to whom it is given for gratis use. <i>If the dwelling belongs to or is given only to one member for use, write 00 instead of the second member's number.</i> <table border="0"> <tr> <td>A</td> <td>Member's column number (BX1)</td> <td>____</td> </tr> <tr> <td>B</td> <td>Member's column number (BX1)</td> <td>____</td> </tr> </table>			A	Member's column number (BX1)	____	B	Member's column number (BX1)	____																		
A	Member's column number (BX1)	____																									
B	Member's column number (BX1)	____																									
D03	Did You receive subsistence benefit in the previous calendar year? <table border="0"> <tr> <td>A</td> <td>1 YES</td> <td></td> </tr> <tr> <td></td> <td>Total amount received in the previous calendar year</td> <td>_____ kroons</td> </tr> <tr> <td></td> <td>2 NO</td> <td></td> </tr> </table>			A	1 YES			Total amount received in the previous calendar year	_____ kroons		2 NO																
A	1 YES																										
	Total amount received in the previous calendar year	_____ kroons																									
	2 NO																										
D04	Indicate Your average housing cost monthly – payments for public utilities, service charges; in the case of tenants, the amounts of rent paid; interests of housing loans related to the dwelling, etc. <i>The total expenditure on the dwelling includes payments for public utilities, service charges; in the case of tenants, the amounts of rent paid. At answering there should be refer to the real cost and not taking into account the part left unpaid (debts).</i> Average expenditure on dwelling monthly _____ kroons																										
D05	To which extent does the total expenditure on Your dwelling restrict the other expenditure of Your household? 1 Restrict a lot 2 Restrict to a certain extent 3 Does not restrict at all																										
DV4 	Please assess, how much does Your household pay each month for the following services. <i>NB! Only payments made in relation to the main dwelling should be recorded. If the household does not need to pay for a given service, mark 0!!</i> <table border="0"> <tr> <td>A</td> <td>Water and sewage removal</td> <td>_____ kroons</td> </tr> <tr> <td>B</td> <td>Central heating</td> <td>_____ kroons</td> </tr> <tr> <td>C</td> <td>Electricity</td> <td>_____ kroons</td> </tr> <tr> <td>D</td> <td>Gas</td> <td>_____ kroons</td> </tr> <tr> <td>E</td> <td>Garbage removal</td> <td>_____ kroons</td> </tr> <tr> <td>F</td> <td>Insurance for a house or apartment</td> <td>_____ kroons</td> </tr> <tr> <td>G</td> <td>Costs related to maintenance and regular repairs</td> <td>_____ kroons</td> </tr> <tr> <td>H</td> <td>Other costs related to dwelling</td> <td>_____ kroons</td> </tr> </table> [RECORD].....			A	Water and sewage removal	_____ kroons	B	Central heating	_____ kroons	C	Electricity	_____ kroons	D	Gas	_____ kroons	E	Garbage removal	_____ kroons	F	Insurance for a house or apartment	_____ kroons	G	Costs related to maintenance and regular repairs	_____ kroons	H	Other costs related to dwelling	_____ kroons
A	Water and sewage removal	_____ kroons																									
B	Central heating	_____ kroons																									
C	Electricity	_____ kroons																									
D	Gas	_____ kroons																									
E	Garbage removal	_____ kroons																									
F	Insurance for a house or apartment	_____ kroons																									
G	Costs related to maintenance and regular repairs	_____ kroons																									
H	Other costs related to dwelling	_____ kroons																									
D06 	Please indicate in the case of each consumer durable whether Your household uses it. It makes no difference whether You own or rent it or whether Your household in any other way uses it.																										
		Is it in use?																									
		YES	NO, because I cannot afford it																								
			I do not use it for another reason																								
	1 Telephone (incl. mobile phone)	1	2																								
	2 Colour TV	1	2																								
	3 Internet connection at home	1	2																								
	4 Washing machine	1	2																								
	5 Car (incl. car provided by employer for personal use)	1	2																								
	6 Personal computer or laptop computer	1	2																								

D07	Do You or does any of the members of Your household have to pay interests on leasing or loan(s) (incl. credit card interests) or make repayments of loan(s), which are not connected with housing (e.g., study loan, small loan, car leasing, etc.)? 1 YES 2 NO → D08a
D08	To which extent do these interests on leasing or loan(s) (incl. credit card interests) or repayments of loan(s) restrict the other expenditure of Your household? 1 Restrict a lot 2 Restrict to a certain extent 3 Do not restrict at all
D08a	Do You or any of the members of Your household must pay back a housing loan, which is taken for the main dwelling? 1 YES 3 YES, but we did not make payments last year 2 NO → D09
D08c	Please tell me, how much does Your household pay back principal and interests of housing loan in month? A The paid interests in month kroons B The paid repayments of the housing loan in month kroons IF THE RESPONDENT HAS NO DIFFICULTIES TO SEPARATE INTERESTS FROM REPAYMENTS → D09
D08c 	Please indicate what is Your loan contract's ... A year of conclusion B loan amount kroons C term of loan years D the current yearly interest rate of the loan , % E the total amount of repayments in month CONTINUE → D09
D08e	Please tell me, how much did Your household pay back principal and interests of housing loan last year? A The paid interests in the previous calendar year kroons B The paid repayments of the housing loan in the previous calendar year kroons C How many months was the housing loan paid in the previous calendar year months IF THE RESPONDENT HAS NO DIFFICULTIES TO SEPARATE INTERESTS FROM REPAYMENTS → D09
D08b 	Please indicate what is Your loan contract's ... A year of conclusion B loan amount kroons C term of loan years D the current yearly interest rate of the loan , % E the total amount of repayments in the previous calendar year
D09	Did You or any of the members of Your household receive income from renting property (e.g., building, residential building, apartment, room or land) in the previous calendar year? <i>NB! The amount received after payments for public utilities, service charges and property management expenses have been deducted.</i> 1 YES 2 NO
D09a	Would it be easier for You to indicate Your rental income ... 1 together with the taxes charged on the income (gross) or 2 an amount You received (net)? → D09C

D09b	Indicate the gross income received from renting. Income before taxation _____ kroons → D10
D09c	Indicate the net income received from renting. Income after taxation _____ kroons
D10 A	Did You or any of the members of Your household pay land tax or any other payments for property in the previous calendar year? <i>NB! Do not take land tax associated with self-employment into account.</i> 1 YES Total amount paid in the previous calendar year _____ kroons 2 NO
D11 	Did You or any of the members of Your household receive child benefits or any other benefits connected with children or family or pregnancy or maternity benefits (child allowance, child care allowance, childbirth allowance, parental wages, money received for pregnancy or maternity leave (maternity benefit), school allowance, etc.) in the previous calendar year? 1 YES B Net amount of parental benefit (parental wages) received in the previous calendar year _____ kroons D Net amount received for pregnancy and maternity leave in the previous calendar year _____ kroons E Adoption benefit received in the previous calendar year _____ kroons C Total amount of other benefits received in the previous calendar year (incl. childbirth allowance) _____ kroons 2 NO IF THERE ARE UNDER 20-YEAR-OLD MEMBERS IN THE HOUSEHOLD (SEE B03 – YEAR: BORN IN 1985 AND LATER), THEN DEFINITELY DOUBLE-CHECK.
D12 A	Did You or any of the members of Your household receive financial support from nongovernmental organisations or institutions (churches, foundations, private enterprises, etc.) in the previous calendar year? 1 YES Total amount received in the previous calendar year _____ kroons 2 NO
D13 A	Did You or any of the members of Your household receive support in kind from nongovernmental organisations or institutions (churches, foundations, funds, private enterprises, etc.) in the previous calendar year? 1 YES Approximate value of the aid received in the previous year _____ kroons 2 NO

Next follow some questions concerning monetary transfers and aid in kind, which You have made or provided to persons of other households or received from persons from other households.

DA1 A	Did You or somebody from Your household pay regular maintenance support (alimony) to former spouse and/or children? <i>NB! Single presents, for example, for Christmas or on birthdays should not be taken into account here.</i> 1 YES Total amount paid in the previous calendar year _____ kroons 2 NO
----------------------------	---

D14	Did You or any of the members of Your household make other regular payments to someone from another household (e.g., student living separately) in the previous calendar year? Do not take alimony into account! <i>NB! Single presents, for example, for Christmas or on birthdays should not be taken into account here.</i>		
A	1 YES Total amount paid in the previous calendar year	_ _ _ _ _ _ kroons	
	2 NO		
D15	Did You or any of the members of Your household provide aid in kind to someone from another household (e.g., baby carriage given to relatives, etc.) in the previous calendar year?		
A	1 YES Approximate value of the aid provided in the previous year	_ _ _ _ _ _ kroons	
	2 NO		
DA2	Did You or somebody from Your household receive regular maintenance support (alimony) from former spouse? <i>NB! Single presents, for example, for Christmas or on birthdays should not be taken into account here.</i>		
A	1 YES Total amount paid in the previous calendar year	_ _ _ _ _ _ kroons	
	2 NO		
D16	Did You or any of the members of Your household receive other regular payments (excl. alimony and income from rent) from someone from another household in the previous calendar year? <i>NB! Single presents, for example, for Christmas or on birthdays should not be taken into account here.</i>		
A	1 YES Total amount received in the previous calendar year	_ _ _ _ _ _ kroons	
	2 NO		
D17	Were You or any of the members of Your household provided aid in kind by someone from another household (e.g., baby carriage received from relatives, etc.) in the previous calendar year?		
A	1 YES Approximate value of the aid received in the previous year	_ _ _ _ _ _ kroons	
	2 NO		
D18	INTERVIEWER CHECKPOINT ARE THERE 14-YEAR-OLD OR YOUNGER CHILDREN IN YOUR HOUSEHOLD?		
	1 YES 2 NO → D20		
D19	Did any of the 14-year-old or younger children receive income from wage labour in the previous calendar year?		
A	1 YES Net amount received in the previous calendar year	_ _ _ _ _ _ kroons	
	2 NO		
D19a	Did any of the 14-year-old or younger children receive some other type of income in the previous calendar year? <i>NB! Not to take into account alimonies paid to children and other regular and one-off payments from other households.</i>		
A	1 YES Net amount received in the previous calendar year	_ _ _ _ _ _ kroons	
B	Type of income [RECORD]		
	2 NO		
D20	In case of need, can Your household afford the following?		
		YES	NO
	1 The whole household can afford a week-long holiday at their own expense (incl. travel and living expenses) in Estonia or abroad	1	2
	2 Eat meat, chicken or fish (or vegetarian equivalent) at least 3 times a week	1	2
	3 To heat the dwelling sufficiently	1	2

D21 ☀	In case of a sudden need for ... kroons, could Your household get hold of this amount?			
		Yes, without help from other persons	Maybe, but with the help of other persons	No, it's impossible
A	5000	1	2	3
B	2300	1	2	3
C	1000	1	2	3

D22 ☀	In the last 12 months, did it ever happen that Your household could not pay for financial reasons some of the following payments on time?			
		YES	NO	IMPOSSIBLE TO ANSWER
A	Rent of the rented dwelling excluding payments for public utilities and service charges (NB! Owners of the dwelling and persons using the dwelling free of charge should answer "Impossible to answer".)	1	2	3
B	Repayments of housing loan		1	2 3
C	Payments for public utilities and service charges (heating, electricity, water, gas)	1	2	3
D	Interests on leasing or repayments of loan not connected with housing (e.g., study loan, small loan, car leasing, etc.), also credit card repayments	1	2	3

D23 ☀	In view of the average monthly net income of Your household, how do You cope? NB! The net income includes all wages, pensions, benefits, allowances and supports (from which the income tax and allowances paid to other households have been deducted).	
	1 We cope with great difficulties 2 We cope with difficulties 3 We cope with some difficulties	4 We usually cope 5 We cope well 6 We cope very well

D24	How large should the minimum monthly income of Your household be for You to make both ends meet? In answering the present situation of Your household and Your own insight of making both ends meet should be considered.
	Minimum monthly net income needed in Your household _ _ _ _ _ kroons

D25	WHO ANSWERED TO THE HOUSEHOLD QUESTIONNAIRE? THE COLUMN NUMBER (BX1) OF THE PERSON WHO ANSWERED TO THE QUESTIONS IN THE HOUSEHOLD QUESTIONNAIRE _ _ _
------------	---

D26	IS THE HOUSEHOLD A NEW HOUSEHOLD? SEE BX P5. 1 YES 2 NO → QUESTION F01
------------	---





D27	WHO IS THE ADDRESS PERSON, I.E. THE MEMBER WHO BROUGHT THE HOUSEHOLD TO THE SURVEY? COLUMN NUMBER OF THE ADDRESS PERSON (BX1) _ _ _
------------	---

SECTION F. PRODUCTION FOR OWN CONSUMPTION

Finally, I will ask You some questions about production for own consumption.

F01	Did Your household grow / produce animals, birds, gardening products or other agricultural products for own consumption? 1 YES 2 NO → F03
------------	--

F02 ☀	Please estimate whether and how much did Your household grow / produce various products last year.			
		NO	YES, CAN ESTIMATE AMOUNT	YES, BUT CANNOT Amount ESTIMATE AMOUNT
A	Milk	1	2	_ _ _ litres 3 →
B	Eggs	1	2	_ _ _ pieces 3 →
C	Potatoes	1	2	_ _ _ kg 3 →
D	Pork	1	2	_ _ _ kg 3 →
E	Beef or lamb	1	2	_ _ _ kg 3 →
F	Apples or pears	1	2	_ _ _ kg 3 →
G	Cabbage or cauliflower	1	2	_ _ _ kg 3 →
H	Tomatoes	1	2	_ _ _ kg 3 →
I	Cucumber	1	2	_ _ _ kg 3 →
J	Pumpkins	1	2	_ _ _ kg 3 →
K	Beet or swede	1	2	_ _ _ kg 3 →
L	Carrots	1	2	_ _ _ kg 3 →
M	Plums, cherries or other fruits	1	2	_ _ _ kg 3 →
N	Chicken	1	2	_ _ _ kg 3 →
O	Strawberries, currants or other berries	1	2	_ _ _ kg 3 →
P	Honey	1	2	_ _ _ kg 3 →
R	Onions	1	2	_ _ _ kg 3 →
S	Other vegetables	1	2	_ _ _ kg 3 →
T	Other greenstuff	1	2	_ _ _ kg 3 →
U	Something else	1	2	_ _ _ kg 3 →
	[RECORD].....			
F03 ☀	Did Your household pick wild berries or mushrooms for own consumption last year? If yes, then please estimate how many kilograms wild berries or mushrooms Your household picked for own consumption last year.			
		NO	YES, CAN ESTIMATE AMOUNT	YES, BUT CANNOT Amount ESTIMATE AMOUNT
A	Wild berries	1	2	_ _ _ kg 3 →
B	Mushrooms	1	2	_ _ _ kg 3 →
F04 ☀	Did Your household catch fish for own consumption last year? If yes, then please estimate how many kilograms of fish did Your household catch for own consumption last year.			
		NO	YES, CAN ESTIMATE AMOUNT	YES, BUT CANNOT Amount ESTIMATE AMOUNT
	Fish	1	2	_ _ _ kg 3 →
F05 ☀	Did Your household hunt for own consumption last year? If yes, then please estimate how many kilograms of meat did Your household gain this way for own consumption last year.			
		NO	YES, CAN ESTIMATE AMOUNT	YES, BUT CANNOT Amount ESTIMATE AMOUNT
	Meat	1	2	_ _ _ kg 3 →

F02			Less than 200 litres	200-499 litres	500-800 litres	More than 800 litres
A		Milk	1	2	3	4
B			Less than 100 pieces/kg	100–299 pieces/kg	300–500 pieces/kg	More than 500 pieces/kg
C		Eggs (pieces)	1	2	3	4
		Potatoes (kg)	1	2	3	4
D			Less than 40 kg	40–74 kg	75–100 kg	More than 100 kg
E		Pork	1	2	3	4
		Beef or lamb	1	2	3	4
F			Less than 10 kg	10–49 kg	50–100 kg	More than 100 kg
		Apples or pears	1	2	3	4
G			Less than 10 kg	10–24 kg	25–50 kg	More than 50 kg
H		Cabbage or cauliflower	1	2	3	4
I		Tomatoes	1	2	3	4
J		Cucumber	1	2	3	4
K		Pumpkin	1	2	3	4
L		Beet and swede	1	2	3	4
M		Carrots	1	2	3	4
N		Plums, cherries or other fruits	1	2	3	4
		Chicken	1	2	3	4
O			Less than 5 kg	5–9 kg	10–15 kg	More than 15 kg
P		Strawberries, currants or other berries	1	2	3	4
R		Honey	1	2	3	4
S		Onions	1	2	3	4
T		Other vegetables	1	2	3	4
U		Other greenstuff	1	2	3	4
		Something else	1	2	3	4
F03			Less than 5 kg	5–9 kg	10–15 kg	More than 15 kg
A		Wild berries	1	2	3	4
B		Mushrooms	1	2	3	4
F04			Less than 10 kg	10–24 kg	25–50 kg	More than 50 kg
		Fish	1	2	3	4
F05			Less than 40 kg	40–74 kg	75–100 kg	More than 100 kg
		Meat	1	2	3	4

SECTION E. PLANNED CHANGE OF RESIDENCE

One of the aims of the Social Survey is to follow the changes that take place in the income and living conditions of households. For this reason, we would like to interview You again the following year. To be able to find Your household again the next year, I will now ask a few questions about Your moving plans.

E1	Has Your household planned to change the residence during the next year? 1 YES 2 NO → THE END OF THE HOUSEHOLD QUESTIONNAIRE, PART OF THE INTERVIEWER 3 I DON'T KNOW → E3
E2	Do You know where exactly You plan to settle down? <div style="display: flex; align-items: flex-start;"> <div style="width: 30px; text-align: right; padding-right: 10px;"> A B C D E F G </div> <div> 1 I DON'T KNOW → E3 2 YES Street/farm House number _ _ _ Flat number _ _ _ Settlement..... Rural municipality..... County..... → THE END OF THE HOUSEHOLD QUESTIONNAIRE, INTERVIEWER'S SECTION </div> </div>
E3	Could You say a contact person from whom it would be possible to receive information about Your new contact details in case of need? 1 YES <div style="display: flex; align-items: flex-start;"> <div style="width: 30px; text-align: right; padding-right: 10px;"> A B C D E F G H </div> <div> Name..... Contact telephone _ _ _ _ _ _ _ _ _ _ Street/farm House number _ _ _ Flat number _ _ _ Settlement..... Rural municipality..... County..... 2 I DON'T KNOW </div> </div>

INTERVIEWER'S SECTION (CONTINUATION)

A06	FINISHING TIME OF INTERVIEW	I	N CASE OF INTERRUPTION, FINISHING TIME OF CONTINUATION
A	_ _ HOUR		_ _ HOUR
B	_ _ MINUTES		_ _ MINUTES
A07	LANGUAGE OF INTERVIEW 1 ESTONIAN 2 RUSSIAN		
A08	WHO ELSE WAS PRESENT AT THE INTERVIEW? [NOTE ALL PERSONS]		
A	1 NOBODY		
B	2 CHILDREN UNDER 6 YEARS		
C	3 CHILDREN AGED 6 AND OLDER		
D	4 SPOUSE (PARTNER)		
E	5 OTHER RELATIVES		
F	6 OTHER ADULTS (NON-RELATIVES)		
A09	THE INTERVIEW PROCEEDED...		
	1 VERY WELL		4 WITH DIFFICULTIES [EXPLAIN UNDER A10]
	2 WELL		5 WITH GREAT DIFFICULTIES [EXPLAIN UNDER A10]
	3 SATISFACTORILY		
A10	COMMENTS ABOUT THE INTERVIEW [WRITE ABOUT ALL DISTURBING FACTORS]		
		
		
		
		
		
		

AFTER YOU HAVE CHECKED THAT THE SEQUENCE OF QUESTIONS IN THE QUESTIONNAIRE HAS BEEN ADHERED TO AND ALL THE ANSWERS TO THESE QUESTIONS IN THIS SEQUENCE HAVE BEEN RECORDED, PLEASE CONFIRM IT WITH YOUR SIGNATURE.

..... SIGNATURE OF THE INTERVIEWER

|_| INTERVIEW MANAGER'S AREA

ESTONIAN SOCIAL SURVEY 2007

Personal questionnaire

SECTION A	Interviewer's section	2
SECTION S	Background data	2
SECTION D	Studies	3
SECTION G	Everyday activities	4
SECTION H	Income	10
SECTION I	Health	19
	Interviewer's section (continuation)	21

Code of household |_|_|_|_|_|_|_|_|

Household questionnaire BA5 |_|_|_|_|_|

Code of household member |_|_|_|_|_|_|_|_|_|_|_|_|_|_|

Column number (BX1) |_|_|_|

Survey area |_|_|_|_|_| Code of interviewer |_|_|_|_|

SECTION A. INTERVIEWER'S PART



A01	DATE OF INTERVIEW	DATE OF CONTINUATION
A	_ _ DATE	_ _ DATE
B	_ _ MONTH	_ _ MONTH
A02	STARTING TIME OF THE INTERVIEW	IN CASE OF INTERRUPTION, STARTING TIME OF CONTINUATION
A	_ _ HOUR	_ _ HOUR
B	_ _ MINUTES	_ _ MINUTES





SECTION S. BACKGROUND DATA

S01	When were You born?
A	Date
B	Month
C	Year
S02	<p>INDICATE THE GENDER OF THE RESPONDENT</p> <p>1 MALE 2 FEMALE</p> <p>CHECK THE DATA PRESENTED IN S01 AND S02 WITH HOUSEHOLD QUESTIONNAIRE (B02 AND B03).</p>



SECTION D. STUDIES

Following questions are about studies, educational level attained and subject of studies.

DA1	Tell me please, do You study in an educational institution at the moment? 1 YES 2 NO → D12
D05 	At which educational level do You study? 01 1–6th grade → D12 02 7–9th grade → D12 03 10–12th grade → D12 04 Vocational education 07 Vocational secondary education after basic education 08 Vocational secondary education after secondary education 11 Professional higher education 17 Applied higher education 12 Diploma study 13 Bachelor's study 18 Integrated study 14 Master's study (incl. internship) 15 Doctor's study (incl. residentsip) 16 OTHER [RECORD]
DA2	Full name of the school
D06a	What is the subject of studies? _ _ _
DB1	INTERVIEWER'S CHEKCPPOINT. IS THE PERSON A MEMBER OF A NEW HOUSEHOLD? (SEE HOUSEHOLD QUESTIONNAIRE BX) 1 YES → D12 2 NO
DB2	INTERVIEWER'S CHECKPOINT. IS THE PERSON A NEW MEMBER IN A HOUSEHOLD (SEE HOUSEHOLD QUESTIONNAIRE BA1) 1 YES → D12 2 NO
DB3	Have You graduated from an educational institution since the last interview? NB! THE MONTH AND YEAR OF THE LAST INTERVIEW ARE PRINTED ON THE SAMPLE INFORMATION SHEET. IF THE PERSON HAS NEVER ANSWERED TO A PERSONAL QUESTIONNAIRE, PROCEDE TO D12 ! 1 YES 2 NO → G01
DB4	In which year did You attain this level of education? _ _ _
DB5 	Please indicate the level of education that You attained. 01 1–6th grade → G01 02 7–9th grade → G01 03 10–12th grade → G01 04 Vocational education 07 Vocational secondary education after basic education 08 Vocational secondary education after secondary education 11 Professional higher education 17 Applied higher education 12 Diploma study 13 Bachelor's study 18 Integrated study 14 Master's study (incl. internship) 15 Doctor's study (incl. residentsip) 16 OTHER [RECORD]
DB6	Full name of the school
DB7	What was the subject of studies? _ _ _ CONTINUE → G01

D12   A	What is Your highest completed vocational, occupational or professional education? 01 No vocational, occupational or professional education → general education has been attained (D13) 02 Vocational education, study time less than 3 years 03 Vocational education, study time 3 years or more 04 Vocational education together with basic education 05 Vocational education together with secondary education 06 Vocational secondary education after basic education 07 Vocational secondary education after secondary education 08 Professional secondary / technical education after basic education 09 Professional secondary / technical education after secondary education 11 Applied higher education 10 Professional higher education 15 Diploma study (since 1992) 12 Bachelor's degree (incl. higher education until 1992) 13 Master's degree 14 Doctor's degree (candidate of sciences) Year of attainment of this education _ _ _ _
DA3	Full name of the school where You attained this education
D06b	What was the subject of studies? _ _ _
D13   A	What kind of education did You attain in the school of general education (or in any other educational establishment in the framework of the general education curriculum)? 1 Secondary education 2 Basic education (uncompleted secondary education) 3 Primary education 4 No primary education → F01 Year of attainment of this education _ _ _ _

SECTION G. EVERYDAY ACTIVITIES






F01  A	How old were You when taking on the first regular job? <i>NB! The first regular job is a full- or part-time job, which lasted at least 6 months. Seasonal work, apprenticeship, participation in training should not be taken into account.</i> 1 _ _ years old 2 Never had a regular job → G01
F02 	How many whole years have You been working since that time? <i>NB! The time spent on pregnancy and maternity leave should be included in the time worked, however, not the parental leave.</i> Number of whole years _ _


G.A. EVERYDAY ACTIVITIES IN THE PREVIOUS WEEK

The following questions refer to the previous week (the week preceding the survey week).


This is a week, which started on Monday (date) and ended on Sunday (date).

G01	Please tell me, during last week, did You work at least one hour and were paid for it? 1 YES → G13 2 NO
G02	During last week, were You employed in entrepreneurship, business activities, individual work, as a freelancer or as a registered entrepreneur and were earning a profit for it? 1 YES → G13 2 NO
G03	During last week, were You working without pay in a family enterprise or on a farm and were sharing a profit from it? 1 YES → G13 2 NO
G04	During last week, were You engaged in producing agricultural products for sale? 1 YES → G13 2 NO

GB3 	Do You work on the basis of employment contract, contract for services, public service law, verbal agreement or some other type of contract?			
	1 Employment contract 2 Contract for services 3 Public service law or contract of service 4 Authorisation agreement 5 Contract with the firm renting labour 6 Verbal employment contract or agreement			
GB8 	Who is the owner of this enterprise?			
	1 State (Republic of Estonia) 2 Local municipality 3 Estonian person in private law 4 Foreign person in private law 5 Estonian and/or foreign person in private law 6 OTHER [RECORD].....			
G19 	Is it permanent or temporary job?			
	1 Permanent job 2 Temporary job → GB7			
GB4	Do You have a probationary period at the moment?			
	1 YES → G20 2 NO			
GB5	Is Your work part of the training, i.e. are You apprentice, trainee or similar?			
	1 YES 2 NO CONTINUE → G20			
GB7	For how long time is Your employment contract / working agreement concluded?			
	1 For less than one year 2 For one year or longer			
GB9	What are Your average net monthly wages on this job?			
	_ _ _ _ _ kroons			
GB10 	Does Your employer pay on Your wages...			
		Yes, to the full extent	Yes, but not to the full extent	Does not pay at all
A	Social tax (33%)	1	2	3
B	Unemployment insurance premium (0.6%)	1	2	3
C	Income tax (22%)	1	2	3
	IF ANSWERED 1, 3 OR 4 → G20			
GB11	Could You indicate the amount on which the employer pays the above-mentioned taxes?			
A	1 YES The amount on which the employer pays taxes _ _ _ _ _ kroons 2 NO			
G20	How many hours per week do You usually do this job? <i>NB! Hours actually worked are taken into account here.</i>			
	_ _ _ _ hours			
GB1 	Do You consider it possible that during next year You will loose Your present job?			
	1 Yes, certainly 2 Probably yes 3 Probably no 4 Certainly no 5 Hard to say			

GB2 	<p>If You would loose Your present job, what do You think, would You be able to find a job respective to Your professional skills and experiences?</p> <p>1 Yes, certainly 2 Probably yes 3 Probably no 4 Certainly no 5 Hard to say</p>
---	--

G.C. SECOND JOBS

G21	<p>Did You have any other job in addition to main job where You were working or were temporarily absent from last week?</p> <p>1 YES 2 NO → G23</p>								
G22	<p>How many hours do You usually spend on second jobs? <i>NB! Hours actually worked are taken into account here.</i></p> <p> _ _ _ hours</p>								
G23	<p>Do You work in Your main and second jobs altogether ... <i>NB! Hours actually worked are taken into account here.</i></p> <p>1 usually less than 30 hours per week? 2 usually 30 or more hours per week? → G25</p>								
G24 	<p>Please indicate the main reason why You work less than 30 hours per week?</p> <table border="0"> <tr> <td>1 Studies, in-service training or retraining</td> <td>7 At my work less than 30-hours work per week is considered a full-time job</td> </tr> <tr> <td>2 Own illness, injury or incapacity for work</td> <td></td> </tr> <tr> <td>3 I wish to work 30 or more hours per week, but I have not found suitable work</td> <td>5 Need to take care of children and/or other members of the family, need to take care of the household</td> </tr> <tr> <td>4 I do not wish to work more hours than that</td> <td>6 OTHER [RECORD].....</td> </tr> </table>	1 Studies, in-service training or retraining	7 At my work less than 30-hours work per week is considered a full-time job	2 Own illness, injury or incapacity for work		3 I wish to work 30 or more hours per week, but I have not found suitable work	5 Need to take care of children and/or other members of the family, need to take care of the household	4 I do not wish to work more hours than that	6 OTHER [RECORD].....
1 Studies, in-service training or retraining	7 At my work less than 30-hours work per week is considered a full-time job								
2 Own illness, injury or incapacity for work									
3 I wish to work 30 or more hours per week, but I have not found suitable work	5 Need to take care of children and/or other members of the family, need to take care of the household								
4 I do not wish to work more hours than that	6 OTHER [RECORD].....								
G25	<p>Were You engaged in the previous week, besides Your main job, in building a dwelling for Your own use, producing agricultural products for Your own use and /or voluntary work for which You received no payment and the result of which was the production of goods (e.g. building of dwellings, church or other objects)?</p> <p>1 YES</p>								
A	<p>Usual number of hours per week _ _ _ _ </p> <p>2 NO</p>								

G.E. JOB SEEKING

G32	<p>Have You been seeking for a job in the last four weeks (incl. last week)?</p> <p>1 YES 2 NO → G35</p> <p><i>NB! Seeking a job also includes preparations for starting entrepreneurship / a farm and waiting for an earlier contracted job to start.</i></p>
G33	<p>Let's presume that You are offered a job. Could You start working in the next two weeks? <i>NB! If the person is waiting for the previously contracted job to begin in the next three months, the answer should be YES.</i></p> <p>1 YES 2 NO</p>

G.F. SOCIO-ECONOMIC STATUS

G35 	<p>Which of the following statuses described You in general in every month of the previous calendar year? <i>NB! Absence from work due to pregnancy or maternity leave, illness, injury, etc. should be regarded as working.</i></p> <div style="display: flex; justify-content: space-between;"> <div style="width: 48%;"> <p>01 Full-time employee</p> <p>02 Part-time employee</p> <p>03 Full-time entrepreneur-employer, sole proprietor, farmer without paid employees, freelancer, unpaid family worker)</p> <p>04 Part-time entrepreneur-employer, sole proprietor, farmer without paid employees, freelancer, unpaid family worker</p> </div> <div style="width: 48%;"> <p>05 Unemployed person</p> <p>06 Student (pupil)</p> <p>07 Old-age pensioner</p> <p>08 Pensioner receiving pension for incapacity for work</p> <p>09 Homemaker, person on parental leave</p> <p>10 Conscript</p> <p>12 OTHER [RECORD].....</p> </div> </div> <p>IF SELECTION <i>OTHER</i> (12) IS USED, ALSO AN EXPLANATION SHOULD BE ADDED!</p> <div style="display: flex; justify-content: space-between;"> <div style="width: 48%;"> <p>A January <input type="text"/> <input type="text"/> <input type="text"/></p> <p>B February <input type="text"/> <input type="text"/> <input type="text"/></p> <p>C March <input type="text"/> <input type="text"/> <input type="text"/></p> <p>D April <input type="text"/> <input type="text"/> <input type="text"/></p> <p>E May <input type="text"/> <input type="text"/> <input type="text"/></p> <p>F June <input type="text"/> <input type="text"/> <input type="text"/></p> </div> <div style="width: 48%;"> <p>G July <input type="text"/> <input type="text"/> <input type="text"/></p> <p>H August <input type="text"/> <input type="text"/> <input type="text"/></p> <p>I September <input type="text"/> <input type="text"/> <input type="text"/></p> <p>J October <input type="text"/> <input type="text"/> <input type="text"/></p> <p>K November <input type="text"/> <input type="text"/> <input type="text"/></p> <p>L December <input type="text"/> <input type="text"/> <input type="text"/></p> </div> </div>
G36 	<p>Which of the statuses listed above described You in general in every month from January this year until the previous month? <i>NB! Absence from work due to pregnancy or maternity leave, illness, injury, etc. should be regarded as working.</i></p> <p>IF SELECTION <i>OTHER</i> (12) IS USED, ALSO AN EXPLANATION SHOULD BE ADDED!</p> <div style="display: flex;"> <div style="width: 10%;"> <p>A January</p> <p>B February</p> <p>C March</p> <p>D April</p> <p>E May</p> <p>F June</p> <p>G July</p> </div> <div style="width: 90%;"> <p><input type="text"/> <input type="text"/> <input type="text"/></p> <p><input type="text"/> <input type="text"/> <input type="text"/></p> <p><input type="text"/> <input type="text"/> <input type="text"/></p> <p><input type="text"/> <input type="text"/> <input type="text"/></p> <p><input type="text"/> <input type="text"/> <input type="text"/></p> <p><input type="text"/> <input type="text"/> <input type="text"/></p> <p><input type="text"/> <input type="text"/> <input type="text"/></p> </div> </div>
G34 	<p>Which of the following describes Your status best at this moment? <i>NB! Absence from work due to pregnancy or maternity leave, illness, injury, etc. should be regarded as working. Also odd jobs are working!</i></p> <div style="display: flex; justify-content: space-between;"> <div style="width: 48%;"> <p>01 Full-time employee</p> <p>02 Part-time employee</p> <p>03 Full-time entrepreneur-employer, sole proprietor, farmer without paid employees, freelancer, unpaid family worker)</p> <p>04 Part-time entrepreneur-employer, sole proprietor, farmer without paid employees, freelancer, unpaid family worker</p> </div> <div style="width: 48%;"> <p>05 Unemployed person</p> <p>06 Student (pupil)</p> <p>07 Old-age pensioner</p> <p>08 Pensioner receiving pension for incapacity for work</p> <p>09 Homemaker, person on parental leave</p> <p>10 Conscript</p> <p>12 OTHER [RECORD].....</p> </div> </div> <p style="text-align: right;">IF 5-12 CONTINUE GS1</p>
GE1	<p>Since the last Social Survey interview (if did not participate, then during 12 last months) have You changed Your place of employment or terminated employment?</p> <p>1 YES</p> <p>2 NO → H01</p>
GE2	<p>What was the main reason for changing employment or terminating employment? (INDICATE ONLY ONE!)</p> <p>1 I wanted or I was offered a better job / I wanted to start entrepreneurship myself</p> <p>2 Termination of the temporal contract of employment</p> <p>3 Due to the employer (removal or retiring earlier on employer's initiative, redundancy, liquidation/reorganization/going bankrupt/privatising of the enterprise/institution)</p> <p>4 Termination of entrepreneurship/farming</p> <p>5 Need to take care of children or other members of the family, incl. parental leave</p> <p>6 Spouse's/partner's work necessitated a change of residence, marriage</p> <p>7 OTHER [RECORD].....</p> <p>CONTINUE → H01</p>





G.D. LAST JOB



GS1	INTERVIEWER'S CHECKPOINT. IS THE PERSON A MEMBER OF A NEW HOUSEHOLD? (SEE HOUSEHOLD QUESTIONNAIRE BX) 1 YES → G26 2 NO
GS2	INTERVIEWER'S CHECKPOINT. IS THE PERSON A NEW MEMBER IN A HOUSEHOLD (SEE HOUSEHOLD QUESTIONNAIRE BA1) 1 YES → G26 2 NO
GS3	INTERVIEWER'S CHECKPOINT. HAS THE PERSON STOPPED WORKING AFTER THE LAST YEAR'S INTERVIEW (SEE G35 AND G36) 1 YES → G27 2 NO
GS4	INTERVIEWER'S CHECKPOINT. DID THE PERSON ANSWER TO THE PERSONAL QUESTIONNAIRE LAST YEAR? (SEE SAMPLE INFORMATION SHEET) 1 YES → H01 2 NO
G26	Have You ever worked? 1 YES 2 NO → G32
G27	When did You last have a job?
A	Year _ _ _ _
B	Month _ _
GD1	What was the full name of the employer (<u>enterprise/institution</u>)?..... Name of local unit
G28	What was the main economic activity of this <u>enterprise/institution</u> ?..... _ _
A	What was the economic activity of the local unit? [RECORD IF DIFFERENT FROM THE MAIN ECONOMIC ACTIVITY]
B _ _
G29	What was Your occupation? <i>What were Your work tasks?</i> _ _
G30	Which of the following groups did You belong to? ☀ 1 Employee 2 Employer with employee(s), farmer with paid employees → G31 3 Sole proprietor, farmer without salaried labour force, freelancer → G31 4 Unpaid family worker → G31 5 OTHER [RECORD].....
GD2	How many employees were in Your direct subordination? _ _ _
GD3	Was it permanent or temporary job? ☀ 1 Permanent job 2 Temporary job
GD4	For how long time was Your employment contract / working agreement concluded? 1 For less than one year 2 For one year or longer
G31	How many hours per week did You usually work at this job? <i>NB! Hours actually worked are taken into account here.</i> _ _ _ hours

SECTION H. INCOME


H.A. MONETARY INCOME FROM WAGE LABOUR

The following questions refer to the income received in the previous calendar year. This information is very important for the purposes of this survey as it allows analysing better the distribution of poverty and wealth in Estonia. We would like You to answer the following questions as honestly as possible. All the information given by You will be treated in a way that it cannot be directly related to You or Your household. **If possible we ask You to use the presented declaration of income about the previous year as the basis in answering.**

H01	Did You receive income from wage labour during the previous calendar year? 1 YES 2 NO → H22 NB! CHECK! H01 MUST BE 1, IF THE RESPONDENT HAS BEEN AN EMPLOYEE IN THE PREVIOUS CALENDAR YEAR (G35 = 1 OR 2)	
H02	Would it be easier for You to indicate Your income received from wage labour for the whole previous year as... 1 average monthly wages or 2 total for the year? → HA3 3 DON'T KNOW OR DON'T WISH TO REVEAL ONE'S WAGES → HA5	
HA1	Would it be easier for You to indicate Your average monthly income received from wage labour as... 1 together with the taxes charged on the income (gross) or 2 an amount You received (net)? → HA2	
H03 	Indicate the size of Your average monthly gross income received from wage labour in the previous calendar year. If You had a second job besides Your main job for which You also received remuneration, please try to remember also these amounts and take them into consideration. Please indicate the average monthly gross wages (as total received from all jobs in the previous calendar year) _ _ _ _ _ _ _ kroons In how many months did You receive remuneration? Number of months _ _ CONTINUE → H05	
HA2 	Indicate the size of Your average monthly net income received from wage labour in the previous calendar year. If You had a second job besides Your main job for which You also received remuneration, please try to remember also these amounts and take them into consideration. Please indicate the average monthly net wages (as total received from all jobs in the previous calendar year) _ _ _ _ _ _ _ kroons In how many months did You receive remuneration? Number of months _ _ CONTINUE → H05	
HA3	Would it be easier for You to indicate Your income received from wage labour of the calendar year as... 1 together with the taxes charged on the income (gross) or 2 an amount You received (net)? → HA4	
H04 	Indicate the size of Your annual gross income received from wage labour in the previous calendar year. If You had a second job besides Your main job for which You also received remuneration, please try to remember also these amounts and take them into consideration. Please indicate the annual gross wages (as total received from all jobs in the previous calendar year) _ _ _ _ _ _ _ kroons In how many months did You receive remuneration? Number of months _ _ CONTINUE → H05	
HA4 	Indicate the size of Your annual net income received from wage labour in the previous calendar year. If You had a second job besides Your main job for which You also received remuneration, please try to remember also these amounts and take them into consideration. Please indicate the annual net wages (as total received from all jobs in the previous calendar year) _ _ _ _ _ _ _ kroons In how many months did You receive remuneration? Number of months _ _ 	

H05 	Besides regular remuneration it is also possible to receive additional remuneration. Try to remember whether You received any of the following payments in the previous calendar year.	
	YES	NO
A	Vacation benefit	1 2
B	Christmas benefit	1 2
C	Other holiday payments and benefits	1 2
D	Additional remuneration, performance pay	1 2
E	Overtime remuneration	1 2
F	Substitution remuneration	1 2
G	Part of mission expenses, which was not spent and remained to You	1 2
H	Annual bonus	1 2
I	Monetary income received from distribution of profit	1 2
J	Income received from realisation of the option of shares received as remuneration	1 2
K	Commissions	1 2
L	Tips	1 2
M	Other payments [RECORD].....	1 2
	IN CASE ALL WERE INDICATED 2 → H08	
H06	Did You include all these payments in the above-mentioned remuneration? 1 YES → H08 2 NO	
H07	Indicate the total amount of payments that had not been taken into consideration .	
B	Annually received net remuneration (as total received from all jobs) _ _ _ _ _ _ _ kroons CONTINUE → H08	
HA5 	Please indicate into which of the following intervals remained Your average monthly net income received from wage labour in the previous calendar year.	
	1 up to 2,000 kroons	
	2 2,001 – 3,500 kroons	
	3 3,501 – 5,000 kroons	
	4 5,001 – 7,000 kroons	
	5 7,001 – 10,000 kroons	
	6 10,001 – 15,000 kroons	
	7 15,001 kroons or more	
A	In how many months did You receive remuneration? Number of months _ _	

Try to remember whether and how much did Your employer make payments into pension funds and other insurance schemes in the previous calendar year!

H08 	Did Your employer pay on Your wages in the previous calendar year...				
		Yes, to the full extent	Yes, but not to the full extent	Did not pay at all	I DO NOT KNOW
A	Social tax (33%)	1	2	3	4
B	Unemployment insurance premium (0.6%)	1	2	3	4
C	Income tax (23%)	1	2	3	4
	IF ANSWERED 1, 3 OR 4 → H10				
H09	Could You indicate the amount on which the employer paid the above-mentioned taxes?				
A	1 YES The amount on which the employer paid taxes in the previous year _ _ _ _ _ _ _ kroons 2 NO				
H10	Have You joined the 2nd pillar of pension insurance? 1 YES 2 NO → H18				
H11	Indicate the amount withheld from Your wages into the 2nd pillar of pension insurance (2%) in the previous calendar year. IF THE RESPONDENT JOINED RECENTLY AND DID NOT PAY LAST YEAR YET, THEN INDICATE 0! Payments made into the 2nd pillar of pension insurance _ _ _ _ _ _ _ kroons				



H.B. INCOME IN KIND FROM WAGE LABOUR

The following questions refer to non-monetary income received from wage labour.

H18	Did the employer allow You to use a car or a van also for private purposes in the previous calendar year? 1 YES 2 NO → HB1		
H19	Please specify the type, make and year of production of this vehicle.		
A	Type of the vehicle (car, bus, etc.)		
B	Make and model of the vehicle (Nissan Almera, Ford Focus, etc.).....		
C	Year of production of the vehicle _ _ _ _		
H20	How many months did You use this car in the previous calendar year? Number of months _ _		
HB1	Did the employer pay You benefit for using personal car (compensation for using personal car for work-related purposes) in addition to the abovementioned wages in the previous calendar year? 1 YES A Net amount received in the previous calendar year _ _ _ _ _ kroons B How many months did You receive it? _ _ 2 NO → H21		
HB2	Did You count this benefit into the abovementioned wages? 1 YES 2 NO		
H21 	Did Your employer provide You with any of the following types of income in kind? If “yes”, then estimate their approximate value. NB! Compensation of the work-related expenses should not be taken into account.		
		YES	NO
			A. Approximate value in the previous calendar year
A	Motor fuel compensated by employer	1	_ _ _ _ _ kroons 2
B	Use of public transportation compensated by employer	1	_ _ _ _ _ kroons 2
C	Food at work received free or at a reduced price	1	_ _ _ _ _ kroons 2
N	Service charges paid for by the employer	1	_ _ _ _ _ kroons 2
D	Use of office apartment for free or under favourable conditions	1	_ _ _ _ _ kroons 2
E	(Mobile) phone or postal services compensated by employer	1	_ _ _ _ _ kroons 2
F	Health services compensated by employer	1	_ _ _ _ _ kroons 2
G	Training not related to work but compensated by employer	1	_ _ _ _ _ kroons 2
H	Sporting possibilities free of charge or at reduced prices	1	_ _ _ _ _ kroons 2
I	Holiday trip paid by employer	1	_ _ _ _ _ kroons 2
J	Foodstuffs	1	_ _ _ _ _ kroons 2
K	Leasing or loan at reduced interest rate	1	_ _ _ _ _ kroons 2
L	Use of equipment and/or other tools (e.g. power saw, lawnmower, etc.)	1	_ _ _ _ _ kroons 2
M	OTHER [RECORD].....	1	_ _ _ _ _ kroons 2

H.C. INCOME RECEIVED FROM REGISTERED SELF-EMPLOYMENT

H22	Did You act in the previous calendar year as a sole proprietor? <i>NB! Income received from any other registered enterprise (private limited company, general partnership, limited partnership, commercial association, public limited company) indicate under proprietary income H49 C.</i> 1 YES 2 NO → H34
HC3	For how many months were You registered as a sole proprietor last calendar year? Number of months _ _
HC4	Is Your enterpreneurship related to the rental of dwellings or land? 1 YES 2 NO
H27	Did You make loss or profit in the previous calendar year? 1 Profit → HC5 A 2 Loss, specify the amount _ _ _ _ _ _ _ kroons → H30 3 BROKE EVEN → H30

HC5	Would it be easier for You to indicate Your income received from self-employment for the whole previous year as... 1 with taxes charged in income (gross) or 2 without taxes (net)? → H29		
H28 A	Please specify the profit received before taxation in the previous calendar year. 1 Profit before taxation <input type="text"/> <input type="text"/> <input type="text"/> <input type="text"/> <input type="text"/> <input type="text"/> <input type="text"/> <input type="text"/> kroons → H30 2 DON'T KNOW OR DON'T WISH TO REVEAL THE PROFIT → HC1		
H29	How large was Your net profit received from enterprise in the previous calendar year? Net profit (profit after taxation) <input type="text"/> <input type="text"/> <input type="text"/> <input type="text"/> <input type="text"/> <input type="text"/> <input type="text"/> <input type="text"/> kroons DON'T KNOW OR DON'T WISH TO REVEAL THE PROFIT → HC1 ELSE CONTINUE → H30		
HC1 	Please indicate into which of the following intervals remained Your net profit received from enterprise in the previous calendar year. 1 up to 1,500 kroons 2 1,501 – 5,000 kroons 3 5,001 – 15,000 kroons 4 15,001 – 30,000 kroons 5 30,001 kroons or more		
H30	Did You use the enterprise car, van or any other motor vehicle (e.g. motorcycle, moped, boat, tractor) for private purposes? 1 YES 2 NO → H33		
H31 A	Specify the type, make and year of production of this vehicle.		
B	Type of the vehicle (car, bus, etc.)		
C	Make and model of the vehicle (Nissan Almera, Ford Focus, etc.).....		
	Year of production of the vehicle <input type="text"/> <input type="text"/> <input type="text"/> <input type="text"/>		
H32	How many months did You use this vehicle in the previous calendar year? Number of months <input type="text"/> <input type="text"/>		
H33 	Did You as an entrepreneur use the following types of income in kind from self-employment (by including them into enterprise expenses) in the previous calendar year. If YES, then estimate their approximate value. <i>NB! Compensation of the work-related expenses should not be taken into account!</i>		
		YES	A. Approximate value in the previous calendar year
A	Assets taken into own use	1	<input type="text"/> <input type="text"/> <input type="text"/> <input type="text"/> <input type="text"/> <input type="text"/> <input type="text"/> <input type="text"/> kroons
B	Motor fuel compensation by enterprise	1	<input type="text"/> <input type="text"/> <input type="text"/> <input type="text"/> <input type="text"/> <input type="text"/> <input type="text"/> <input type="text"/> kroons
C	Use of public transportation compensated by enterprise	1	<input type="text"/> <input type="text"/> <input type="text"/> <input type="text"/> <input type="text"/> <input type="text"/> <input type="text"/> <input type="text"/> kroons
D	Food at work received free or at a reduced price	1	<input type="text"/> <input type="text"/> <input type="text"/> <input type="text"/> <input type="text"/> <input type="text"/> <input type="text"/> <input type="text"/> kroons
N	Service charges paid by enterprise	1	<input type="text"/> <input type="text"/> <input type="text"/> <input type="text"/> <input type="text"/> <input type="text"/> <input type="text"/> <input type="text"/> kroons
E	Use of apartment for free or under favourable conditions	1	<input type="text"/> <input type="text"/> <input type="text"/> <input type="text"/> <input type="text"/> <input type="text"/> <input type="text"/> <input type="text"/> kroons
F	(Mobile) phone or postal services compensated by enterprise	1	<input type="text"/> <input type="text"/> <input type="text"/> <input type="text"/> <input type="text"/> <input type="text"/> <input type="text"/> <input type="text"/> kroons
G	Health services compensated by enterprise	1	<input type="text"/> <input type="text"/> <input type="text"/> <input type="text"/> <input type="text"/> <input type="text"/> <input type="text"/> <input type="text"/> kroons
H	Training not related to work but compensated by enterprise	1	<input type="text"/> <input type="text"/> <input type="text"/> <input type="text"/> <input type="text"/> <input type="text"/> <input type="text"/> <input type="text"/> kroons
I	Sporting possibilities provided by enterprise free of charge or at reduced prices	1	<input type="text"/> <input type="text"/> <input type="text"/> <input type="text"/> <input type="text"/> <input type="text"/> <input type="text"/> <input type="text"/> kroons
J	Holiday trip paid by enterprise	1	<input type="text"/> <input type="text"/> <input type="text"/> <input type="text"/> <input type="text"/> <input type="text"/> <input type="text"/> <input type="text"/> kroons
K	Foodstuffs	1	<input type="text"/> <input type="text"/> <input type="text"/> <input type="text"/> <input type="text"/> <input type="text"/> <input type="text"/> <input type="text"/> kroons
L	Use of equipment and/or other tools (e.g. power saw, lawnmower, etc.)	1	<input type="text"/> <input type="text"/> <input type="text"/> <input type="text"/> <input type="text"/> <input type="text"/> <input type="text"/> <input type="text"/> kroons
M	OTHER [RECORD]	1	<input type="text"/> <input type="text"/> <input type="text"/> <input type="text"/> <input type="text"/> <input type="text"/> <input type="text"/> <input type="text"/> kroons
HC2	Did You receive in the previous calendar year royalties, remuneration or payment under contract for creative or scientific work (articles, research work, etc.), which You did not count into profit/loss received from enterprise? 1 YES → H35 2 NO → H36		
H34	Did You receive in the previous calendar year royalties, remuneration or payment under contract for creative or scientific work (articles, research work, etc.)? 1 YES 2 NO → H36		

H35	How large was Your income received in the previous calendar year for creative or scientific work?		
B	Net income in the previous calendar year	_ _ _ _ _ _ _ kroons	
C	How many months did You receive this income? Number of months	_ _	
H36	INTERVIEWER CHECKPOINT IN THE PREVIOUS YEAR, THE RESPONDENT WAS ENGAGED IN REGISTERED SELF-EMPLOYMENT AND GAVE INFORMATION ABOUT THAT (see H22 = 1) OR RECEIVED INCOME FOR CREATIVE OR SCIENTIFIC WORK (see H34 = 1)? 1 YES 2 NO → HC6		

Try to remember if and how much did You pay taxes in the previous calendar year.


H37	Did You pay in advance for yourself in the previous calendar year...			
		YES	A. Amount paid in the previous calendar year	NO
A	social tax (33%)?	1	_ _ _ _ _ _ _ kroons	2
B	income tax (23%)?	1	_ _ _ _ _ _ _ kroons	2
H38	Have You joined the 2nd pillar of pension insurance? 1 YES 2 NO → HC6			
H39	Specify the amount of payments made into the 2nd pillar of pension insurance from income of enterprise in the previous calendar year. IF THE RESPONDENT JOINED RECENTLY AND DID NOT PAY LAST YEAR YET, THEN INDICATE 0! Payments made into the 2nd pillar of pension insurance _ _ _ _ _ _ _ kroons			

HC6	Were in You in the last year an owner of a private limited company, public limited company, general partnership or commercial association? 1 YES 2 NO → H46			
HC7 ☀	Did You as an entrepreneur use the following types of income in kind from self-employment (by including them into enterprise expenses) in the previous calendar year. If YES, then estimate their approximate value. <i>NB! Compensation of the work-related expenses should not be taken into account!</i>			
		YES	A. Approximate value in the previous calendar year	NO
A	Assets taken into own use	1	_ _ _ _ _ _ _ kroons	2
B	Motor fuel compensation by enterprise	1	_ _ _ _ _ _ _ kroons	2
C	Use of public transportation compensated by enterprise	1	_ _ _ _ _ _ _ kroons	2
D	Food at work received free or at a reduced price	1	_ _ _ _ _ _ _ kroons	2
N	Service charges paid by enterprise	1	_ _ _ _ _ _ _ kroons	2
E	Use of apartment for free or under favourable conditions	1	_ _ _ _ _ _ _ kroons	2
F	(Mobile) phone or postal services compensated by enterprise	1	_ _ _ _ _ _ _ kroons	2
G	Health services compensated by enterprise	1	_ _ _ _ _ _ _ kroons	2
H	Training not related to work but compensated by enterprise	1	_ _ _ _ _ _ _ kroons	2
I	Sporting possibilities provided by enterprise free of charge or at reduced prices	1	_ _ _ _ _ _ _ kroons	2
J	Holiday trip paid by enterprise	1	_ _ _ _ _ _ _ kroons	2
K	Foodstuffs	1	_ _ _ _ _ _ _ kroons	2
L	Use of equipment and/or other tools (e.g. power saw, lawnmower, etc.)	1	_ _ _ _ _ _ _ kroons	2
M	OTHER [RECORD].....	1	_ _ _ _ _ _ _ kroons	2

H.D. INCOME FROM UNREGISTERED SELF-EMPLOYMENT



The following questions refer to unregistered enterprise. Try to remember how much **income You by yourself received** from unregistered enterprise. If several household members are connected to it, then **please divide the received income between the members** according to the contribution.

IF THE INCOME IS DIVIDED BETWEEN THE MEMBERS, CHECK IF ALL THE MEMBERS HAVE GIVEN ANSWERS TO THIS SECTION.

H46 	Did You receive monetary income from the following activities in the previous calendar year? <i>NB! Production expenses should be deducted from incomes.</i>			
	YES	A. Income received in the previous calendar year	NO	
A	Private provision of fee-charging services to other persons or households (e.g. baby-sitting, domestic help, fieldwork, etc.)	1	_____ kroons	2
B	Income from the sale of own-produced consumer goods (e.g. handicrafts, souvenirs, etc.)	1	_____ kroons	2
C	Income from the sale of own-produced foodstuffs (e.g. pies, waffles, shashlik, etc.)	1	_____ kroons	2
D	Income from intermediate commercial transactions	1	_____ kroons	2
E	Income from agricultural or forestry activities (e.g. income received from the sale of horticultural or agricultural products, live animals and poultry, livestock and poultry-farming products, bee-keeping products, timber, etc.)	1	_____ kroons	2
F	OTHER [RECORD].....	1	_____ kroons	2
H47	Did You receive income in kind from unregistered enterprise in the previous calendar year (e.g. fuel received for transport of hay, firewood received for forest felling, etc.)? <i>NB! Production costs should be excluded from income!</i>			
	YES	[RECORD]	A. Approximate value in the previous calendar year	NO
A	1	_____ kroons	2
B	1	_____ kroons	2
C	1	_____ kroons	2

H.E. PROPERTY INCOME

The following questions refer to property income received in the previous calendar year. If You were engaged in registered enterprise (except self-employed): private limited company, general partnership, limited partnership, commercial association, public limited company and took out the earned profit, then indicate here the received income.

H49 	Did You receive any of the following income in the previous calendar year? <i>Indicate net income!</i>			
	YES	A. Amount in the previous calendar year	NO	
B	Interest income from bonds	1	_____ kroons	2
C	Dividend income from securities (i.e. shares, stocks)	1	_____ kroons	2
E	OTHER [RECORD].....	1	_____ kroons	2
IF EVERYTHING WAS ANSWERED 2 → HE1				
H50	What was the amount of taxes that You paid on Your income in the previous calendar year? Income tax paid on property income in the previous calendar year _____ kroons			
HE1	Did any bank pay You interests on the amount being in Your current or savings account in the previous year?			
	1 YES			
A	Amount received	_____ kroons → HK1		
	2 YES, BUT I DON'T KNOW THE EXACT AMOUNT			
	3 NO → HK1			
HE2 	Please indicate into which of the interval remains the amount of interests paid to you.			
	1 up to 50 kroons			
	2 51 – 250 kroons			
	3 251 – 500 kroons			
	4 501 – 1,000 kroons			
	5 1,001 kroons or more			

H.K. INSURANCE

HK1	Have You joined the 3rd pillar of pension insurance? 1 YES 2 NO → HK3
HK2	Please specify the amount You paid into the 3rd pillar of pension insurance in the previous calendar year. Payments made into the 3rd pillar of pension insurance _ _ _ _ _ _ _ kroons
HK3	Did You receive payments from the 3 rd pillar of pension insurance in the previous calendar year? 1 YES A The received amount in the previous calendar year _ _ _ _ _ _ _ kroons B The paid income tax _ _ _ _ _ _ _ kroons 2 NO
HK4	Have You insured yourself and joined any other collecting insurance scheme? 1 YES 2 NO → HK6
HK5	How much did You pay for Your collecting insurance in the previous calendar year? Payments made for the collecting insurance in the previous year _ _ _ _ _ _ _ kroons
HK6	Did You receive payments from collecting insurance in the previous calendar year? 1 YES A The received amount in the previous calendar year _ _ _ _ _ _ _ kroons B The paid income tax _ _ _ _ _ _ _ kroons 2 NO
HK7	Have You concluded any additional insurance contracts and make payments into other private insurance schemes (e.g. health insurance, life insurance, etc., except collecting insurance)? 1 YES 2 NO → HK9
HK8	Specify the amount You paid for Your additional insurance in the previous calendar year? Payments made for the additional insurance in the previous year _ _ _ _ _ _ _ kroons
HK9	Has Your employer insured You or have You insured yourself via the enterprise and make payments into other private insurance schemes (e.g. health insurance, life insurance, etc.)? 1 YES 2 NO → H51
HK10	How much has been paid for the additional insurance in the previous calendar year? Payments made in the previous calendar year _ _ _ _ _ _ _ kroons

H.F. TRANSFERS

H51 C B	Did You receive old-age pension or any other benefits relating to old-age (incl. disability allowance for the pension-aged, national pension, special pension, payments received from the 2nd pillar of pension insurance or other compulsory insurance schemes, etc., excl. lump-sum benefit paid by the employer upon retirement) in the previous calendar year? 1 YES The net amount received in the previous calendar year _____ kroons How many months did You receive it? _____ months 2 NO → HF4
HF3	Did You pay income tax on benefits related to old age? 1 YES 2 NO
HF4	Did You receive lump-sum benefit upon retirement from the employer in the previous calendar year or before that? 1 YES Amount received _____ kroons 2 NO → H 52
HF5 A B C D	How much did You use of the received benefit in the previous calendar year? 1 _____ kroons → NEXT QUESTION (H52) 2 I DON'T KNOW In which year and month did You receive this amount? in year _____ in month _____ How many wages was this benefit equal to? The number of months _____





H57 ☀	Did You receive any education-related benefits in the previous year?			
	YES	A. Amount received in the previous calendar year	NO	
G	Education allowance	1	_ _ _ _ kroons	2
A	State stipend	1	_ _ _ _ kroons	2
B	Scholarship or grant awarded by a fund or organisation locating in Estonia	1	_ _ _ _ kroons	2
C	Scholarship or grant awarded by a foreign state	1	_ _ _ _ kroons	2
D	Student loan written-off to a certain extent	1	_ _ _ _ kroons	2
H	OTHER [RECORD]	1	_ _ _ _ kroons	2
H58	Did You receive in the previous calendar year any other support/benefit/pension not mentioned above (support upon release from custodial institution, compensation paid to a victim of a criminal offence, starting in life allowance for an orphan, etc.)?			
	YES	[RECORD]	A. Amount received in the previous calendar year	NO
A	1	_ _ _ _ kroons	2
B	1	_ _ _ _ kroons	2


H.G. TAXES ON INCOME

H59	Did You pay an additional amount of tax due to be paid on the income received in 2005 (an additional amount of tax was made in 2006)?	
	1 YES 2 NO → H64	
H60	Who paid the additional amount of income tax and for whom?	
	1 I paid the additional amount of income tax only for myself → H63 2 I paid the additional amount of income tax both for myself and for other members of the household → H62 3 The additional amount of income tax was paid by another member of the household both for himself or herself as well as for me	
H61	Please specify the name of the member of the household who paid the additional amount of income tax for you.	
A	Name Year of birth _ _ _ _ CONTINUE → H64	
H62	Please specify the name(s) of this (these) household member(s) for whom You paid the additional amount of income tax.	
A	Name..... Year of birth _ _ _ _	
B	Name..... Year of birth _ _ _ _	
C	Name..... Year of birth _ _ _ _	
H63	What was the amount of the additional amount of tax paid on Your income in the previous calendar year?	
	Additional amount of tax paid on income in the previous calendar year _ _ _ _ kroons	
H64	Did You receive income tax return for the 2005 income (income tax return was received in 2006) (regarding the loan interests, education costs, bigger tax-free minimum)? <i>NB! Income tax return for the education costs and interests on student loan should be included here.</i>	
	1 YES	
A	Income tax return for the income received in the previous year _ _ _ _ kroons	
	2 NO	

SECTION I. HEALTH

Finally, I will ask You a few questions about Your health.

I01 	What is Your general assessment of Your health? 1 Very good 3 Neither good nor bad 2 Good 4 Bad 5 Very bad		
I02	Do You have any long-term (chronic) illness or health problem? <i>NB! Seasonal (e.g. hay fever) or recurrent health problems should also be considered as long-term.</i> ALWAYS ASK, IRRESPECTIVE OF THE PREVIOUS ANSWER! 1 YES 2 NO		
I03a	Has any health problem restricted the performance of Your everyday activities over a long time (at least in the last 6 months)? ALWAYS ASK, IRRESPECTIVE OF THE PREVIOUS ANSWERS! 1 Yes, very much 2 Yes, to some extent 3 No, not at all <i>NB! If the health problem is seasonal or recurrent, then the previous year should be born in mind. If the health problem has appeared only recently, then the next year should be born in mind.</i>		
I03 	Has any health problem restricted You in the following activities over a long time (at least in the last 6 months)? ALWAYS ASK, IRRESPECTIVE OF THE PREVIOUS ANSWERS!		
		Yes, very much	Yes, to some extent
A	Work and studies (incl. commencement or continuation of in-service training or retraining)	1	2
B	Moving around at home or outside of home (incl. use of public transport)	1	2
C	Communication and recreation (incl. visiting clubs or other institutions)	1	2
		3	3
	<i>NB! If the health problem is seasonal or recurrent, then the previous year should be born in mind. If the health problem has appeared only recently, then the next year should be born in mind.</i>		
I04	Have You been in a situation in the previous 12 months where You needed to consult or get help from a family physician but did not get help or consultation? 1 YES 2 NO → I06		
I05 	What was the main reason why You could not consult or get help from a family physician? ONLY ONE SELECTION! <div style="display: flex; justify-content: space-between;"> <div style="width: 48%;"> 01 I could not afford it for economic reasons 02 I had no time due to work, taking care of children or others 03 I was afraid (of a doctor, hospital, examination, treatment) 04 I did not know any good doctor who I could see 05 I wanted to wait and see if the health problem would disappear by itself </div> <div style="width: 48%;"> 06 Too far, transport problems 07 Too long waiting list 08 I did not have a valid health insurance 09 I did not have a referral 10 Other reason [RECORD] </div> </div>		
I06	Have You been in a situation in the previous 12 months where You needed to consult or get help from a dentist but did not get help or consultation? <i>NB! Orthodontists and prostheses specialists (doctors) should also be taken into account here.</i> 1 YES 2 NO → I08		
I07 	What was the main reason why You could not consult or get help from a dentist? ONLY ONE SELECTION! <div style="display: flex; justify-content: space-between;"> <div style="width: 48%;"> 01 I could not afford it for economic reasons 02 I had no time due to work, taking care of children or others 03 I was afraid (of a doctor, hospital, examination, treatment) 04 I did not know any good doctor who I could see 05 I wanted to wait and see if the health problem would disappear by itself </div> <div style="width: 48%;"> 06 Too far, transport problems 07 Too long waiting list 08 I did not have a valid health insurance 09 I did not have a referral 10 Other reason [RECORD] </div> </div>		
I08	Have You been in a situation in the previous 12 months where You needed to consult or get help from a medical specialist but did not get help or consultation? 1 YES 2 NO → I10		

I09 	What was the main reason why You could not consult or get help from a medical specialist? ONLY ONE SELECTION! 01 I could not afford it for economic reasons 02 I had no time due to work, taking care of children or others 03 I was afraid (of a doctor, hospital, examination, treatment) 04 I did not know any good doctor who I could see 05 I wanted to wait and see if the health problem would disappear by itself 06 Too far, transport problems 07 Too long waiting list 08 I did not have a valid health insurance 09 I did not have a referral 10 Other reason [RECORD]
I10	How tall are you? _ _ _ cm
I11	What is Your weight? _ _ _ kg

FINAL SENTENCE: WE HAVE REACHED THE END OF THE SURVEY: THANK YOU VERY MUCH FOR YOUR COOPERATION!

INTERVIEWER'S SECTION (CONTINUATION)[illegible]

AFTER YOU HAVE CHECKED THAT THE SEQUENCE OF QUESTIONS IN THE QUESTIONNAIRE HAS BEEN ADHERED TO AND ALL THE ANSWERS TO THESE QUESTIONS IN THIS SEQUENCE HAVE BEEN RECORDED, PLEASE CONFIRM IT WITH YOUR SIGNATURE

..... SIGNATURE OF THE INTERVIEWER