

# ESTONIAN SOCIAL SURVEY 2010

## Household questionnaire

SECTION A	Interviewer's section	2
SECTION X	Tracing	4
SECTION YA	Household characteristics	5
SECTION YB	Household relations	7
SECTION YC	Demographic data	8
SECTION C	Living conditions	12
SECTION D	Economic welfare	14
SECTION F	Production for own consumption	19
SECTION E	Planned change of residence	21
	Interviewer's section (continuation)	23

Household number |\_\_|\_\_|\_\_|\_\_|\_\_|\_\_|

Split number |\_\_|\_\_|

## SECTION A. INTERVIEWER'S SECTION

<b>Kviis</b>	MODE OF INTERVIEW 1 LAPTOP INTERVIEW 2 PAPER QUESTIONNAIRE	
<b>Rez</b>	REGIME: 1 - INTERVIEWER 2 - ENCODER	
<b>Kys</b>	CODE OF INTERVIEWER    _ _ _	
<b>Kpk</b>	SURVEY AREA    _ _ _ _	
<b>Kjuht</b>	INTERVIEWER MANAGER'S AREA    _	
<b>A01</b>	DATE OF INTERVIEW	A01K. DATE OF CONTINUATION IN CASE OF INTERRUPTION
<b>A</b>	_ _  DAY	_ _  DAY
<b>B</b>	_ _  MONTH	_ _  MONTH
<b>C</b>	_ _ _  YEAR	_ _ _  YEAR
<b>A02</b>	STARTING TIME OF THE INTERVIEW	IN CASE OF INTERRUPTION, STARTING TIME OF CONTINUATION
<b>A</b>	_ _  HOUR	_ _  HOUR
<b>B</b>	_ _  MINUTES	_ _  MINUTES
<b>A03</b>	PLACE OF INTERVIEW  1 RESPONDENT'S PLACE OF RESIDENCE 2 RESPONDENT'S WORKPLACE/SCHOOL 3 PLACE OF RESIDENCE OF RESPONDENT'S RELATIVES OR ACQUAINTANCES 4 INTERVIEWER'S WORKPLACE/ PLACE OF RESIDENCE 6 ELSEWHERE, (WRITE WHERE) .....	
<b>A04</b>	HOUSEHOLD'S PLACE OF RESIDENCE Village/borough/town/city.....	
<b>A04AK</b>	Area code  _ _ _ _  <b>Filled automatically!</b>	
<b>Tyypnimi</b>	Settlement type ..... (village/borough/town/city) <b>Filled automatically!</b>	
<b>Tyyp</b>	Settlement type code  _  <b>Filled automatically!</b>	
<b>Valdnimi</b>	Township/city name ..... <b>Filled automatically!</b>	
<b>Vald</b>	Township/city code  _ _ _  <b>Filled automatically!</b>	
<b>MK</b>	County ..... <b>Filled automatically!</b>	
<b>Maakond</b>	County code  _ _  <b>Filled automatically!</b>	

### QUESTIONNAIRE USER'S INSTRUCTIONS:

- THE FIRST COLUMN CONTAINS THE CHARACTERISTIC'S NAME
- THE ROUTINGS WITH DIRECTIONS FOR WHAT QUESTION TO CONTINUE WITH, WHEN THEY ARE NEEDED, CAN BE FOUND IN THE LAST COLUMN OR BEHIND AN ANSWER OPTION
- WHEN NECESSARY THE ROUTING CAN BE FOUND IN FRONT OF THE QUESTION
- THE TEXT IN *ITALICS* IS ADDITIONAL INFORMATION FOR THE INTERVIEWER
- THE INTERVIEWER MUST READ THE TEXT UP TO THE SENTENCE TERMINATOR: A DOT OR A QUESTION MARK. IF THE DOT OR QUESTION MARK IS AT THE END OF THE ANSWER OPTIONS, THEN THOSE MUST BE READ TO THE RESPONDENT AS WELL.
- WHEN AN ANSWER OPTION HAS THREE DOTS IN FRONT OF IT, THE INTERVIEWER MUST REREAD THE QUESTION BEFORE EVERY ANSWER OPTION.
- THE OPTION "OTHER" MUST BE READ TO THE RESPONDENT IF IT IS NOT CAPITALIZED, AND NOT BE READ WHEN IT IS CAPITALIZED.
- CAPITALIZED TEXT IS MEANT AS ADDITIONAL INFORMATION FOR THE INTERVIEWER AND IT IS NOT READ TO THE RESPONDENT

THE ☀ SIGN INDICATES THAT THE CARD BOOK SHOULD BE USED TO SHOW THE RESPONDENT RESPONSE OPTIONS TO THE QUESTION. THE DATA ENTRY PROGRAMME IN THE LAPTOP USES THE WORD "CARD" TO INDICATE THIS NEED.

## **DEFINITIONS**

Household is a group of people who live in a common dwelling (at the same address) and share joint financial and/or food resources. Persons included in the household are members of the household. A household may also consist of one member only.

Household number is a special identifying code of the household, which is given to the household upon inclusion into the survey. The household number is given to the interviewer with his sample information.

Temporarily absent primarily means that the person who is absent will presumably return to the household after the end of her trip, studies, or other engagement. In general, the respondent can decide whether the contact with the person who is absent is close enough to consider her a member of the household. If the person who is absent has formed her own family and lives on her own on a permanent basis, she is not considered a member of the respondent's household. Even if, for example, she may still have her own room at her parents' house and she may receive regular financial help from the parent household.

Sample household is a household, which contains at least one sample person.

Sample persons are all household members, who were 14 years old or older on January 1<sup>st</sup> of the survey year when the household was first included in the survey. It is indicated in the protocol whether the member is a sample person. Only sample persons are traced.

New household member is a household member who has joined the sample person's household after the previous time the household was interviewed for the Estonian Social Survey.

Guest is a person who does not belong to the household but has spent at least three months in the household during the previous calendar year.

Initial household is a sample household where at least one household member is a sample person living in the same dwelling as during the previous survey year. If none of the households to which sample persons belong live at the same address, the initial household is considered to be the one containing the sample person with the smallest personal number.

Split-off household is a new household formed by a sample person who has left the initial household and started to live separately.

New household is a household that is included in the survey as of this year.

Split number is a two-figure code, which shows the division of the initial household. The split number of a new household and of most initial households is 00. An interviewer gives the split number to new split-off households: it is the first vacant split number displayed to the interviewer by the data entry program.

Household member's number is a special identifying code that each person is attributed upon their inclusion into the survey. The household member's number or the personal ID is formed according to a fixed regulation from Eurostat. Each household member's number is unique and it consists of three parts: the household number (6 figures) + the split number (2 figures) + the reference number of the person (2 figures). **A household member's number is unchangeable throughout her time in the survey.**

For household members known from the previous year's interview, the household member's number is given to the interviewer to take along on the sample information sheet. From there the interviewer writes the numbers into question XX1 of section X. In section YA, the interviewer takes the last four figures of the household member's numbers of the known members from section X or from the protocol (in case of split-off households). The interviewer gives the last four figures to new members or to the members of new households as follows:

### **1) to new members in the split-off or initial household**

- a) the first two figures: split number – looks from the household questionnaire;
- b) the next two figures: the first vacant reference number of a household member in this household – data entry program gives automatically;

### **2) to the members of a new household**

- a) the first two figures: split number – always 00;
- b) the next two figures: the reference number of a household member – according to the column number (YX1).

The interviewer cannot give the last four figures of the household member's number to a person who has participated in the survey last year but has moved to another sample household (new members in the initial or split-off household (BX = 1 or 2 and BA1 = 1) and who also participated last year (BA4 = 1), or a member of a new household (BX = 3) who participated in the survey last year as well (BA4 = 1)). The described situation is exceptional. As a result the interviewer must very thoroughly double-check it.

## SECTION X. TRACING

NB! **SECTION X IS NOT FILLED FOR SPLIT-OFF OR NEW HOUSEHOLDS** (SEE DEFINITIONS ON PAGE 3).


WRITE THE DATA FROM THE SAMPLE INFORMATION SHEET IN THE SAME ORDER ABOUT ALL THE (KNOWN) HOUSEHOLD MEMBERS OF THE SURVEYED HOUSEHOLD INTO THE FOLLOWING TABLE.

I will read out the names of the people who belonged to this household last year. Please state about each of them whether they are currently members of your household.

XX1	Reference number of the household member	1	2	3	4	5	6	
→	WRITE HOUSEHOLD MEMBER'S NUMBER	<input type="text"/>	<input type="text"/>	<input type="text"/>	<input type="text"/>	<input type="text"/>	<input type="text"/>	
X1	FIRST NAME	<input type="text"/>	<input type="text"/>	<input type="text"/>	<input type="text"/>	<input type="text"/>	<input type="text"/>	
X2	GENDER: 1 MALE 2 FEMALE	<input type="text"/>	<input type="text"/>	<input type="text"/>	<input type="text"/>	<input type="text"/>	<input type="text"/>	
X3	DATE OF BIRTH	<input type="text"/>	<input type="text"/>	<input type="text"/>	<input type="text"/>	<input type="text"/>	<input type="text"/>	
A	DATE	<input type="text"/>	<input type="text"/>	<input type="text"/>	<input type="text"/>	<input type="text"/>	<input type="text"/>	
B	MONTH	<input type="text"/>	<input type="text"/>	<input type="text"/>	<input type="text"/>	<input type="text"/>	<input type="text"/>	
C	YEAR	<input type="text"/>	<input type="text"/>	<input type="text"/>	<input type="text"/>	<input type="text"/>	<input type="text"/>	
D	AGE (1 January 2010)	<input type="text"/>	<input type="text"/>	<input type="text"/>	<input type="text"/>	<input type="text"/>	<input type="text"/>	

**IF THE PERSONAL DATA DIFFERS SUBSTANTIALLY, IT IS NECESSARY TO ASK WHETHER OR NOT YOU ARE TALKING ABOUT THE SAME PERSON.**

X4	Is ... Your household member? 1 YES      2 NO	<input type="text"/>	<input type="text"/>	<input type="text"/>	<input type="text"/>	<input type="text"/>	<input type="text"/>	1→X10
X5	For what reason is he/she not in the household? 21 has moved to a separate household 23 is dead 24 has left for a long time (more than 6 months) to a collective household or an institutional establishment within the boundaries of the country 25 has gone abroad (for more than 6 months) 26 OTHER [WRITE]	<input type="text"/>	<input type="text"/>	<input type="text"/>	<input type="text"/>	<input type="text"/>	<input type="text"/>	23, 24, 25, 26 → X7
X6	Indicate ...'s new address.	<input type="text"/>	<input type="text"/>	<input type="text"/>	<input type="text"/>	<input type="text"/>	<input type="text"/>	
A	Street, house, apartment	<input type="text"/>	<input type="text"/>	<input type="text"/>	<input type="text"/>	<input type="text"/>	<input type="text"/>	
B	Settlement	<input type="text"/>	<input type="text"/>	<input type="text"/>	<input type="text"/>	<input type="text"/>	<input type="text"/>	
C	Township	<input type="text"/>	<input type="text"/>	<input type="text"/>	<input type="text"/>	<input type="text"/>	<input type="text"/>	
D	County	<input type="text"/>	<input type="text"/>	<input type="text"/>	<input type="text"/>	<input type="text"/>	<input type="text"/>	
E	Contact telephone	<input type="text"/>	<input type="text"/>	<input type="text"/>	<input type="text"/>	<input type="text"/>	<input type="text"/>	

	Number of household member	1	2	3	4	5	6	
<b>A</b>	WRITE THE SPLIT NUMBER OF A NEW HOUSEHOLD (THE FIRST VACANT SPLIT NUMBER)	<input type="text"/>	<input type="text"/>	<input type="text"/>	<input type="text"/>	<input type="text"/>	<input type="text"/>	
<b>X7</b>	When did ... depart the household (die)?							
<b>A</b>	Month	<input type="text"/>	<input type="text"/>	<input type="text"/>	<input type="text"/>	<input type="text"/>	<input type="text"/>	
<b>B</b>	Year	<input type="text"/>	<input type="text"/>	<input type="text"/>	<input type="text"/>	<input type="text"/>	<input type="text"/>	
<b>X8</b>	For how many months was ... in the household in the previous calendar year?	<input type="text"/>	<input type="text"/>	<input type="text"/>	<input type="text"/>	<input type="text"/>	<input type="text"/>	
<b>X9</b>	 What was the main social status of ... in the previous calendar year? He or she was 1 at work 2 unemployed 3 in retirement or in early retirement 4 homemaker, conscript, student, incapacitated, other inactive person.	<input type="text"/>	<input type="text"/>	<input type="text"/>	<input type="text"/>	<input type="text"/>	<input type="text"/>	
<b>X10</b>	<b>INTERVIEWER CHECKPOINT.</b> DOES THE TABLE INCLUDE THE DATA ABOUT ALL THE GIVEN HOUSEHOLD MEMBERS? 1 YES                      2 NO	<input type="text"/>	<input type="text"/>	<input type="text"/>	<input type="text"/>	<input type="text"/>	<input type="text"/>	2 <b>→X4</b>

## SECTION YA. HOUSEHOLD CHARACTERISTICS

<b>BX</b>	HOUSEHOLD IS: 1 INITIAL HOUSEHOLD 2 SPLIT-OFF HOUSEHOLD 3 NEW HOUSEHOLD
-----------	---

WRITE THE DATA OF ALL THE MEMBERS OF THE HOUSEHOLD INTO THE TABLE BELOW. WITH AN **INITIAL HOUSEHOLD**, WRITE FIRST THE KNOWN MEMBERS WHO STILL BELONG TO THE HOUSEHOLD FROM SECTION X AND AFTER THEM NEW MEMBERS. IN CASE OF A **SPLIT-OFF HOUSEHOLD**, WRITE FIRST THE KNOWN MEMBERS FROM THE PROTOCOL AND THEN THE NEW HOUSEHOLD MEMBERS. IN CASE OF A **NEW HOUSEHOLD** ENTER THE MEMBERS IN A FREELY SELECTED ORDER.



The first part of the survey concerns the structure of your household and general information about the members of your household. A household is a group of people who live in a common dwelling (at the same address) and share joint financial and/or food resources. Persons included in the household are members of the household. A household may also consist of one member only.

HOUSEHOLD MEMBERS ARE PEOPLE WHO SHARE IN THE HOUSEHOLD'S EXPENSES, LIVE IN THE COMMON DWELLING AND HOLD NO PERMANENT RESIDENCE ELSEWHERE. TEMPORARILY ABSENT HOUSEHOLD MEMBERS SHOULD BE CONSIDERED MEMBERS IF THEY:

- HAVE NO OTHER MAIN DWELLING, HAVE RETAINED ECONOMIC TIES WITH THE HOUSEHOLD AND THEIR ABSENCE IS NOT SHORTER THAN 6 MONTHS.
- ARE CHILDREN ABSENT DUE TO STUDIES OR A PARTNER ABSENT DUE TO WORK.

<b>Y</b>	How many people belong to your household? <input type="text"/>
----------	--


Please state the names of your household members.

<b>YX1</b>	<b>Column number</b>	<b>01</b>	<b>02</b>	<b>03</b>	<b>04</b>	<b>05</b>	<b>06</b>	
<b>Y0</b>	First name	.....	.....	.....	.....	.....	.....	
<b>YA1</b>	Please indicate /Y0/'s gender. 1 – male 2 – female	<input type="text"/>	<input type="text"/>	<input type="text"/>	<input type="text"/>	<input type="text"/>	<input type="text"/>	
<b>YA2</b>	Indicate the date of birth of ... Day Month Year	<input type="text"/> <input type="text"/> <input type="text"/>	<input type="text"/> <input type="text"/> <input type="text"/>	<input type="text"/> <input type="text"/> <input type="text"/>	<input type="text"/> <input type="text"/> <input type="text"/>	<input type="text"/> <input type="text"/> <input type="text"/>	<input type="text"/> <input type="text"/> <input type="text"/>	
<b>YX2</b>	ROUTE QUESTION: Person's current age (A01-YA2)	<input type="text"/>	<input type="text"/>	<input type="text"/>	<input type="text"/>	<input type="text"/>	<input type="text"/>	<b>&lt;=13 → YX4 14→ YA5</b>
<b>YA3</b> 	What is the legal marital status of ... 1 Single, never been married 2 Married 3 Divorced 4 Widowed?	<input type="text"/>	<input type="text"/>	<input type="text"/>	<input type="text"/>	<input type="text"/>	<input type="text"/>	<b>1,3,4 → YA5</b>
<b>YA4</b>	Does ... live with his/her legal spouse? 1 Yes 2 No	<input type="text"/>	<input type="text"/>	<input type="text"/>	<input type="text"/>	<input type="text"/>	<input type="text"/>	<b>1 → YA6</b>
<b>YA5</b>	Is /Y0/ married by common law? 1 Yes 2 No	<input type="text"/>	<input type="text"/>	<input type="text"/>	<input type="text"/>	<input type="text"/>	<input type="text"/>	
<b>YX4</b>	ROUTE QUESTION: Person's current age (A01-YA2)	<input type="text"/>	<input type="text"/>	<input type="text"/>	<input type="text"/>	<input type="text"/>	<input type="text"/>	<b>&lt;=14 → BA1</b>
<b>YA6</b> 	Is /Y0/ currently... 1 at work 2 unemployed 3 in retirement or early retirement 4 other (homemaker, incapacitated for work, student etc)	<input type="text"/>	<input type="text"/>	<input type="text"/>	<input type="text"/>	<input type="text"/>	<input type="text"/>	
<b>YX6</b>	ROUTE QUESTION: Person's current age (A01-YA2)	<input type="text"/>	<input type="text"/>	<input type="text"/>	<input type="text"/>	<input type="text"/>	<input type="text"/>	<b>&lt;=15 ≥25 → BA1</b>
<b>YA7</b>	Is /Y0/ currently enrolled in a comprehensive school, vocational school or university? 1 Yes 2 No	<input type="text"/>	<input type="text"/>	<input type="text"/>	<input type="text"/>	<input type="text"/>	<input type="text"/>	
<b>BA1</b>	Is /Y0/ a new member in the household? 1 Yes 2 No	<input type="text"/>	<input type="text"/>	<input type="text"/>	<input type="text"/>	<input type="text"/>	<input type="text"/>	<b>2→ BA4</b>

<b>BA2</b>	Was /Y0/ born into the household? 1 Yes 2 No	<input type="text"/>	<input type="text"/>	<input type="text"/>	<input type="text"/>	<input type="text"/>	<input type="text"/>	1→ <b>BA5</b>
<b>BA3</b>	Indicate when /Y0/ came to the household? Month Year	<input type="text"/>	<input type="text"/>	<input type="text"/>	<input type="text"/>	<input type="text"/>	<input type="text"/>	
<b>BA7</b>	Did /Y0/ spend 6 months or more abroad, in hospital, in the army or another institution last year? 1 Yes 2 No	<input type="text"/>	<input type="text"/>	<input type="text"/>	<input type="text"/>	<input type="text"/>	<input type="text"/>	
<b>BA4</b>	Did /Y0/ participate in ESS between February – July 2009? 1 Yes 2 No	<input type="text"/>	<input type="text"/>	<input type="text"/>	<input type="text"/>	<input type="text"/>	<input type="text"/>	
<b>BA5</b>	4 LAST DIGITS OF THE HOUSEHOLD MEMBER'S NUMBER	<input type="text"/>	<input type="text"/>	<input type="text"/>	<input type="text"/>	<input type="text"/>	<input type="text"/>	
<b>BA6</b>	<b>INTERVIEWER CHECKPOINT.</b> DOES THE TABLE INCLUDE THE DATA ABOUT ALL HOUSEHOLD MEMBERS? 1 YES 2 NO	<input type="text"/>	<input type="text"/>	<input type="text"/>	<input type="text"/>	<input type="text"/>	<input type="text"/>	2→Y0  one member →YD20

## SECTION YB. HOUSEHOLD RELATIONS.

Next we will ask about relations of kinship in the household to determine your household type. THE RELATIONS HAVE TO BE ASKED BY ROWS. FIRST WRITE DOWN WHO THE SECOND PERSON IS TO THE FIRST, THEN THE THIRD PERSON TO THE FIRST, THE THIRD PERSON TO THE SECOND AND SO ON. THE DATA ENTRY PROGRAMME PROVIDES THE CORRECT NAMES FOR EACH QUESTION.

<b>YB1</b>	Who is /Y0 in column 2 to //Y0 in column 1?	→	1	2	3	4	5	6	7	8	9	10	11
	01 Spouse or partner	1	■	■	■	■	■	■	■	■	■	■	■
	02 Child (incl. adopted)	2		■	■	■	■	■	■	■	■	■	■
	03 Foster child (incl. partner's or spouse's child who is not a biological child)	3			■	■	■	■	■	■	■	■	■
	04 Parent	4				■	■	■	■	■	■	■	■
	05 Foster parent (incl. for partner's/spouse's child who is not a biological child)	5					■	■	■	■	■	■	■
	06 Grandparent (incl. their Partner who is not a biological grandparent)	6						■	■	■	■	■	■
	07 Grandchild (incl. Adopted or a spouse's/partner's grandchild who is not a biological grandchild)	7							■	■	■	■	■
	08 Daughter/son-in-law (incl. (foster) child's spouse or partner)	8								■	■	■	■
	09 Mother/father-in-law (incl. spouse's/partner's (foster) parent)	9									■	■	■
	12 Sister/brother (incl. step sister/brother)	10										■	■
	10 Other relative or non-relative	11											■

## SECTION YC. DEMOGRAPHIC DATA


Next we will ask about the demographic data of your household.


<b>YD20</b>	What is the main language spoken in your home?							
<b>YD20n</b>	1 Estonian							
<b>YD20k</b>	2 Russian							
	3 OTHER. WRITE.....							

<b>YX1</b>	Column number	<b>01</b>	<b>02</b>	<b>03</b>	<b>04</b>	<b>05</b>	<b>06</b>	
<b>YC1</b>	What is the ethnic nationality of /Y0/?	<input type="text"/>	<input type="text"/>	<input type="text"/>	<input type="text"/>	<input type="text"/>	<input type="text"/>	
	1 Estonian	.....	.....	.....	.....	.....	.....	
<b>YC1n</b>	2 Russian	.....	.....	.....	.....	.....	.....	
<b>YC1k</b>	3 Other [RECORD]	<input type="text"/>	<input type="text"/>	<input type="text"/>	<input type="text"/>	<input type="text"/>	<input type="text"/>	
<b>YC2</b>	Indicate the citizenship of /Y0/.	<input type="text"/>	<input type="text"/>	<input type="text"/>	<input type="text"/>	<input type="text"/>	<input type="text"/>	
	1 Estonian	.....	.....	.....	.....	.....	.....	
<b>YC2n</b>	2 Russian	.....	.....	.....	.....	.....	.....	
<b>YC2k</b>	3 Other [RECORD]	<input type="text"/>	<input type="text"/>	<input type="text"/>	<input type="text"/>	<input type="text"/>	<input type="text"/>	
	9 Unspecified							
<b>B07a</b>	Indicate the second citizenship of /Y0/.	<input type="text"/>	<input type="text"/>	<input type="text"/>	<input type="text"/>	<input type="text"/>	<input type="text"/>	
	6 OTHER [RECORD]	.....	.....	.....	.....	.....	.....	
	7 There is no other	<input type="text"/>	<input type="text"/>	<input type="text"/>	<input type="text"/>	<input type="text"/>	<input type="text"/>	
<b>YC3</b>	Indicate the country of birth of /Y0/.	.....	.....	.....	.....	.....	.....	 Estonia → <b>BA5X</b>
<b>YC3k</b>	<b>CHECKPOINT: IF YA2 YEAR BETWEEN 1920-1945 AN ADDITIONAL TEXT APPEARS:</b> SPECIFY IF PERSON WAS BORN IN PETSERI COUNTY OR THE AREA BEHIND RIVER NARVA IN THE FORMER TERRITORIES OF THE ESTONIAN REPUBLIC THAT NO LONGER BELONG TO ESTONIA. IF YES, WRITE <b>THE FORMER ESTONIAN TERRITORY OF PETSERIMAA OR THE AREAS BEHIND RIVER NARVA.</b>	<input type="text"/>	<input type="text"/>	<input type="text"/>	<input type="text"/>	<input type="text"/>	<input type="text"/>	
<b>B05 A</b>	From which year has /Y0/ lived in Estonia?							
<b>B</b>	Year IF FROM 2009 OR 2010 THEN ASK Month	<input type="text"/>	<input type="text"/>	<input type="text"/>	<input type="text"/>	<input type="text"/>	<input type="text"/>	
<b>BA5X</b>	<b>INTERVIEWER CHECKPOINT.</b> DOES THE PERSON BELOW TO A NEW HOUSEHOLD? 1 YES 2 NO	<input type="text"/>	<input type="text"/>	<input type="text"/>	<input type="text"/>	<input type="text"/>	<input type="text"/>	2 → <b>B08</b>



<b>BA5A</b>	<b>INTERVIEWER CHECKPOINT.</b> WAS THE PERSON BORN BETWEEN JULY 2007 AND JUNE 2008? 1 YES 2 NO	<input type="checkbox"/>	<input type="checkbox"/>	<input type="checkbox"/>	<input type="checkbox"/>	<input type="checkbox"/>	<input type="checkbox"/>	1→ <b>BA8B</b>
<b>BA5B</b>	<b>INTERVIEWER CHECKPOINT.</b> WAS THE PERSON BORN IN JULY 2008 OR LATER? 1 YES 2 NO	<input type="checkbox"/>	<input type="checkbox"/>	<input type="checkbox"/>	<input type="checkbox"/>	<input type="checkbox"/>	<input type="checkbox"/>	1→ <b>BA8C</b>
<b>BA8A</b>	In 2007, was /Y0/ abroad, in hospital, the army or another institution for 6 months or longer? 1 Yes 2 No	<input type="checkbox"/>	<input type="checkbox"/>	<input type="checkbox"/>	<input type="checkbox"/>	<input type="checkbox"/>	<input type="checkbox"/>	
<b>BA8B</b>	In 2008, was /Y0/ abroad, in hospital, the army or another institution for 6 months or longer? 1 Yes 2 No	<input type="checkbox"/>	<input type="checkbox"/>	<input type="checkbox"/>	<input type="checkbox"/>	<input type="checkbox"/>	<input type="checkbox"/>	
<b>BA8C</b>	In 2009, was /Y0/ abroad, in hospital, the army or another institution for 6 months or longer? 1 Yes 2 No	<input type="checkbox"/>	<input type="checkbox"/>	<input type="checkbox"/>	<input type="checkbox"/>	<input type="checkbox"/>	<input type="checkbox"/>	
<b>B08</b>	Does /Y0/ currently live... 1 with his or her household 2 temporarily separately 3 alone?	<input type="checkbox"/>	<input type="checkbox"/>	<input type="checkbox"/>	<input type="checkbox"/>	<input type="checkbox"/>	<input type="checkbox"/>	1 → <b>B10</b>  3 → <b>B10</b>
<b>B09</b> 	Why is /Y0/ living separately? Is the reason... 1 Studies 2 Work 3 Military service 4 Hospitalisation 5 Imprisonment? 6 OTHER [RECORD]	<input type="checkbox"/>	<input type="checkbox"/>	<input type="checkbox"/>	<input type="checkbox"/>	<input type="checkbox"/>	<input type="checkbox"/>	
<b>B10</b>	DOES THE TABLE INCLUDE THE DATA ABOUT ALL HOUSEHOLD MEMBERS? 1 YES      2 NO	<input type="checkbox"/>	<input type="checkbox"/>	<input type="checkbox"/>	<input type="checkbox"/>	<input type="checkbox"/>	<input type="checkbox"/>	1→ <b>B11</b> 2→ <b>YC1</b>


<b>B11</b>	Are there any 0-14-year-old children in Your household? 1 YES                      2 NO → <b>BK1</b>						
<b>B12</b>	The current age of the child	<input type="text"/>	<input type="text"/>	<input type="text"/>	<input type="text"/>	<input type="text"/>	
<b>BX3</b>	WRITE THE COLUMN NUMBER OF THE QUESTION YX1	<input type="text"/>	<input type="text"/>	<input type="text"/>	<input type="text"/>	<input type="text"/>	
	Child's first name	.....	.....	.....	.....	.....	
<b>B13</b>  <b>A</b>	Looking at a typical week of the schoolyear, does the child attend a hobby group (baby schools, sports clubs, art clubs, music school etc)? 1 YES Number of hours per week in all hobby groups 2 NO	<input type="text"/> <input type="text"/> hours	<input type="text"/> <input type="text"/> hours	<input type="text"/> <input type="text"/> hours	<input type="text"/> <input type="text"/> hours	<input type="text"/> <input type="text"/> hours	1 → <b>B15</b>
<b>B14</b> 	Why doesn't the child attend a hobby group? 1 We can't afford it 2 There are no hobby groups near the dwelling 3 The child does not want to go anywhere 4 The child does not have the time 5 The child is too small 6 the queue is too long/ no vacancies 8 you do not consider it important for the child to attend a hobby group? 8 OTHER [RECORD]	<input type="text"/>          .....	<input type="text"/>          .....	<input type="text"/>          .....	<input type="text"/>          .....	<input type="text"/>          .....	
<b>BX4</b>	<b>INTERVIEWER CHECKPOINT: IF THE CHILD WAS BORN IN 2010, CONTINUE WITH QUESTION B17</b>						
<b>B15</b>	Does the child attend school or school for children with special needs? 1 YES    2 NO	<input type="text"/>	<input type="text"/>	<input type="text"/>	<input type="text"/>	<input type="text"/>	2 → <b>B16</b>
<b>B15a</b>	On an average school week, how many hours does the child spend in class?	<input type="text"/> hours	<input type="text"/> hours	<input type="text"/> hours	<input type="text"/> hours	<input type="text"/> hours	
<b>BL1</b>  <b>A</b>	Does the child attend a long day or remedial group at school? 1 YES Number of hours in a usual week 2 NO	<input type="text"/> <input type="text"/> hours	<input type="text"/> <input type="text"/> hours	<input type="text"/> <input type="text"/> hours	<input type="text"/> <input type="text"/> hours	<input type="text"/> <input type="text"/> hours	→ <b>BL5</b>
<b>B16</b>  <b>A</b>	Does the child attend kindergarten, a crèche, preparatory courses for children of pre-school age or a pre-school? 1 YES Number of hours in a usual week 2 NO	<input type="text"/> <input type="text"/> hours	<input type="text"/> <input type="text"/> hours	<input type="text"/> <input type="text"/> hours	<input type="text"/> <input type="text"/> hours	<input type="text"/> <input type="text"/> hours	2 → <b>B17</b>

<b>BL3</b>	Does the child attend some other day care centre which provides care as well as supervision? 1 YES Number of hours in a usual week 2 NO	<input type="text"/> <input type="text"/> hours	<input type="text"/> <input type="text"/> hours	<input type="text"/> <input type="text"/> hours	<input type="text"/> <input type="text"/> hours	<input type="text"/> <input type="text"/> hours	
<b>BL5</b>	How many hours in a usual week of the school-year is the child looked after by... <b>A</b> ... relatives, acquaintances, neighbours etc free of charge; <b>B</b> ... a hired nanny? [WRITE 00 IF YOU DO NOT USE THE LISTED OPTION]	<input type="text"/> <input type="text"/> hours	<input type="text"/> <input type="text"/> hours	<input type="text"/> <input type="text"/> hours	<input type="text"/> <input type="text"/> hours	<input type="text"/> <input type="text"/> hours	<b>→ BX5</b>
<b>B17</b>	How many hours in a usual week of the school-year is the child looked after by... <b>A</b> ... relatives, acquaintances, neighbours etc free of charge; <b>B</b> ... a hired nanny <b>D</b> ... staff of a day care centre? [WRITE 00 IF YOU DO NOT USE THE LISTED OPTION]	<input type="text"/> hours <input type="text"/> hours <input type="text"/> hours	<input type="text"/> hours <input type="text"/> hours <input type="text"/> hours	<input type="text"/> hours <input type="text"/> hours <input type="text"/> hours	<input type="text"/> hours <input type="text"/> hours <input type="text"/> hours	<input type="text"/> hours <input type="text"/> hours <input type="text"/> hours	
<b>BX5</b>	<b>INTERVIEWER CHECKPOINT: IS THE CHILD 7 OR YOUNGER ON THE DAY OF THE INTERVIEW?</b> <b>YES→ BL6 NO→B18</b>						
<b>BL6</b>	How many hours in a usual work-week is the child at home without adult supervision (on his/her own)?	<input type="text"/> hours	<input type="text"/> hours	<input type="text"/> hours	<input type="text"/> hours	<input type="text"/> hours	
<b>B18</b>	<b>INTERVIEWER CHECKPOINT. DOES THE TABLE INCLUDE DATA ABOUT ALL 0-14-YEAR-OLD CHILDREN?</b> 1 YES 2 NO	<input type="text"/>	<input type="text"/>	<input type="text"/>	<input type="text"/>	<input type="text"/>	<b>2 → B12</b>

<b>B19</b>	Does Your household have to pay for child care? <i>NB! Only monetary payments should be taken into account.</i> 1 YES 2 NO → <b>BK1</b>
<b>B20</b>	Please specify the total amount Your household spends on child care in a month? <i>NB! The total amount spent on all children should be taken into account.</i>  Amount per month <input type="text"/> <input type="text"/> <input type="text"/> <input type="text"/> <input type="text"/> <input type="text"/> kroons


The following questions refer to guests who spent at least three months in Your household. FOR DEFINITION SEE PAGE 3.



<b>BK1</b>	Did someone who did not belong to the household spend at least three months in the household in the previous calendar year (i.e. were there guests)? 1 YES 2 NO → <b>C00A</b>
------------	--

↓	Reference number of the guest	1	2	3	4	5	6	
<b>BK2</b>	First name	.....	.....	.....	.....	.....	.....	
<b>BK3</b>	What is the gender of ...? 1 MALE 2 FEMALE	<input type="checkbox"/>	<input type="checkbox"/>	<input type="checkbox"/>	<input type="checkbox"/>	<input type="checkbox"/>	<input type="checkbox"/>	
<b>BK4</b> <b>A</b> <b>B</b> <b>C</b>	Indicate the date of birth of ... Day Month Year	<input type="text"/> <input type="text"/> <input type="text"/> <input type="text"/>	<input type="text"/> <input type="text"/> <input type="text"/> <input type="text"/>	<input type="text"/> <input type="text"/> <input type="text"/> <input type="text"/>	<input type="text"/> <input type="text"/> <input type="text"/> <input type="text"/>	<input type="text"/> <input type="text"/> <input type="text"/> <input type="text"/>	<input type="text"/> <input type="text"/> <input type="text"/> <input type="text"/>	
<b>BK5</b>	Indicate the number of months ... was in the household in the previous calendar year. Number of months	<input type="text"/> <input type="text"/> <input type="text"/>	<input type="text"/> <input type="text"/> <input type="text"/>	<input type="text"/> <input type="text"/> <input type="text"/>	<input type="text"/> <input type="text"/> <input type="text"/>	<input type="text"/> <input type="text"/> <input type="text"/>	<input type="text"/> <input type="text"/> <input type="text"/>	
<b>BK6</b> 	Indicate the main social status of ... in the previous calendar year. He or she was 1 at work 2 unemployed 3 in retirement or in early retirement 4 homemaker, conscript, student incapacitated for work, other inactive?	<input type="checkbox"/>	<input type="checkbox"/>	<input type="checkbox"/>	<input type="checkbox"/>	<input type="checkbox"/>	<input type="checkbox"/>	
<b>BK7</b>	Where there more guests? 1 YES                      2 NO	<input type="checkbox"/>	<input type="checkbox"/>	<input type="checkbox"/>	<input type="checkbox"/>	<input type="checkbox"/>	<input type="checkbox"/>	1 → BK2 2 → C00A

## SECTION C. LIVING CONDITIONS

The following questions concern the principal dwelling of Your household. Please answer the following questions.




<b>C00A</b>	<b>INTERVIEWER CHECKPOINT.</b> IS THIS A NEW OR SPLIT-OFF HOUSEHOLD (BX>1)? 1 YES → YD4    2 NO
<b>C00B</b>	<b>INTERVIEWER CHECKPOINT.</b> HAS THE HOUSEHOLD CHANGED THEIR DWELLING COMPARED TO LAST YEAR (THERE IS AN ADDRESS SPECIFICATION IN THE PROTOCOL)? 1 YES    2 NO → C02A
<b>YD4</b> 	In what type of building is the dwelling of Your household? <i>Your dwelling is the space where you spend most of your free time, incl. sleeping time.</i> 1 One-family dwelling, farm house 2 Two-family dwelling 3 Terraced house 4 Apartment or room in a residential building with fewer than 10 dwellings 5 Apartment or room in a residential building with more than 10 dwellings 6 Hostel 7 OTHER [RECORD].....
<b>YD5</b>	When was the house built? <i>If you don't know exactly, give an approximate estimate.</i> <input type="text"/> <b>CONTINUE → YD6</b>
<b>C02A</b>	Has the number of rooms or square meters of Your dwelling changed compared to the last interview? 1 YES 2 NO → YD9
<b>YD6</b>	How many rooms belong to Your household? <input type="text"/> , <input type="text"/> <i>If several households live in one dwelling and some rooms are in shared use, then mentally divide the space into parts and indicate the number of rooms as a decimal. For example, if the household has a bedroom and half of the living room, the number of rooms would be 1.5.</i>

<b>YD7</b>	What is the living area in Your household's use in square metres? <span style="float: right;"> _ _ _ </span> <i>To find the useful area add up the area of the dwelling's rooms, kitchen and internal utility rooms. If several households share the dwelling, consider the area following the same logic as with counting rooms.</i>																				
<b>YD9</b>	Is your dwelling... 1 connected to a central network of sewers 2 part of a local sewage disposal 3 lacking a sewage treatment facility.																				
<b>YD10</b>	Does your dwelling have cold running water? <span style="float: right;">1 Yes      2 No</span>																				
<b>YD11</b>	Does your dwelling have hot running water? <span style="float: right;">1 Yes      2 No</span>																				
<b>YD12</b> 	What kind of a toilet is there in Your dwelling? IF SEVERAL OPTIONS APPLY, MARK THE ONE WITH THE SMALLEST REFERENCE NUMBER. 1 There is a flushing toilet in the dwelling <span style="float: right;">4 The toilet is outside</span> 2 The flushing toilet is in shared use <span style="float: right;">5 There is no toilet</span> 3 There is a non-flushing toilet inside the house																				
<b>YD13</b>	What kind of washing facilities are there in Your dwelling? IF SEVERAL OPTIONS APPLY, MARK THE ONE WITH THE SMALLEST REFERENCE NUMBER. 1 There is a separate bath or shower in the dwelling 2 The bath or shower is used by several households 3 It is not possible to use a bath or shower in the dwelling																				
<b>YD14</b>	Does Your household have... 1 a separate sauna 2 a sauna used by several households 3 no sauna?																				
<b>YD15</b>	What kind of heating facilities is the dwelling furnished with? <div style="display: flex; justify-content: space-around;"><div>Yes</div><div>No</div></div> <table style="width: 100%;"><tr><td><b>A</b></td><td>Central heating?</td><td>1</td><td>2</td></tr><tr><td><b>B</b></td><td>Local heating?</td><td>1</td><td>2</td></tr><tr><td><b>C</b></td><td>Stove heating?</td><td>1</td><td>2</td></tr><tr><td><b>D</b></td><td>Electric heating?</td><td>1</td><td>2</td></tr><tr><td><b>E</b></td><td>Other?</td><td>1</td><td>2</td></tr></table>	<b>A</b>	Central heating?	1	2	<b>B</b>	Local heating?	1	2	<b>C</b>	Stove heating?	1	2	<b>D</b>	Electric heating?	1	2	<b>E</b>	Other?	1	2
<b>A</b>	Central heating?	1	2																		
<b>B</b>	Local heating?	1	2																		
<b>C</b>	Stove heating?	1	2																		
<b>D</b>	Electric heating?	1	2																		
<b>E</b>	Other?	1	2																		
<b>YD15m</b>	Specify. ....																				
<b>C07</b>	Do you have any of the following problems with your dwelling / accommodation? <div style="display: flex; justify-content: space-around;"><div>YES</div><div>NO</div></div> <table style="width: 100%;"><tr><td>1 A leaking roof</td><td>1</td><td>2</td></tr><tr><td>2 Damp walls, floor or basement</td><td>1</td><td>2</td></tr><tr><td>3 Rotten window frames or floor</td><td>1</td><td>2</td></tr><tr><td>4 Too dark, not enough light</td><td>1</td><td>2</td></tr></table>	1 A leaking roof	1	2	2 Damp walls, floor or basement	1	2	3 Rotten window frames or floor	1	2	4 Too dark, not enough light	1	2								
1 A leaking roof	1	2																			
2 Damp walls, floor or basement	1	2																			
3 Rotten window frames or floor	1	2																			
4 Too dark, not enough light	1	2																			
<b>YD8</b> 	What is the condition of your dwelling? 1 the dwelling is new or recently renovated 2 the dwelling is in good condition 3 the dwelling has some shortcomings 4 the dwelling has considerable and important shortcomings																				
<b>C08</b>	Do you have the following problems related to the place where you live? Do you have problems with <div style="display: flex; justify-content: space-around;"><div>YES, it is a problem</div><div>YES, but it is not a problem</div><div>NO</div></div> <table style="width: 100%;"><tr><td><b>A</b></td><td>1 ...noise from neighbouring apartments or outside (traffic, business, factory, etc)</td><td>1</td><td>2</td><td>3</td></tr><tr><td><b>B</b></td><td>2 pollution, grime or other environmental problems like smoke, dust, unpleasant smells and/or polluted water.</td><td>1</td><td>2</td><td>3</td></tr></table>	<b>A</b>	1 ...noise from neighbouring apartments or outside (traffic, business, factory, etc)	1	2	3	<b>B</b>	2 pollution, grime or other environmental problems like smoke, dust, unpleasant smells and/or polluted water.	1	2	3										
<b>A</b>	1 ...noise from neighbouring apartments or outside (traffic, business, factory, etc)	1	2	3																	
<b>B</b>	2 pollution, grime or other environmental problems like smoke, dust, unpleasant smells and/or polluted water.	1	2	3																	
<b>C10</b>	Do you have any of the following problems related to the place where you live: Crime, violence and vandalism in the local area? <span style="float: right;">1 YES      2 NO</span>																				
<b>C15</b>	Please estimate the access of your household in terms of physical and technical access, distance and opening hours to the following services. Are postal or banking services accessible... 1 with great difficulty 2 with some difficulty 3 easily 4 very easily? 5 THE SERVICE IS NOT USED																				

## SECTION D. ECONOMIC WELFARE

I will now ask You a few questions about the economic welfare and livelihood of Your household.

<b>YD1</b>	Who is the owner of Your dwelling? 1 Dwelling belongs to our household (member of the household) 2 Dwelling belongs to some other private owner (private person or a company) 3 Dwelling belongs to state/local authority
<b>DV3</b>	Does the employer provide you this dwelling? 1 YES 2 NO
<b>YD3</b>	Is your rent agreement with the owner in writing or oral? 1 In writing                                  2 Oral
<b>YD2</b>	Under what conditions do You use this dwelling? 1 Rent at market price 2 Rent below market price 3 Use it free of charge? → <b>DV2</b>
<b>DV1</b>	Name the household member(s) in whose name the lease of the household's dwelling is. <i>If the lease is in the name of one member, write 00 instead of the second member's number.</i>
<b>A</b>	Member's column number (YX1)
<b>B</b>	Member's column number (YX1)
<b>D02</b>	How much do You pay for rent monthly on average? <i>Rent is the amount paid to the owner of the dwelling but excluding payments for public utilities and service charges.</i> Average <b>monthly</b> rent _____ kroons
<b>D22A</b>	Has the household been in arrears, i.e. has been unable to pay rent on time due to financial difficulties, in the last twelve months? 1 Yes, once 2 Yes, two times or more 3 No → <b>D03</b>
<b>DV2</b>	Name the household member(s) that the dwelling belongs to or to whom it is given to use free of charge. <i>If the dwelling belongs to or is given only to one member for use, write 00 instead of the second member's number.</i>
<b>A</b>	Member's column number (YX1)
<b>B</b>	Member's column number (YX1)
<b>D03</b>	Did You receive the subsistence benefit in the previous calendar year? 1 YES <b>A</b> Total amount received in the previous calendar year _____ kroons 2 NO
<b>D08a</b>	Does Your household have a home loan, housing loan or some other loan on real estate guarantee? 1 YES 2 NO → <b>DV4</b>
<b>D08f</b>	Was the loan taken for your main dwelling, another dwelling or expenses unrelated to any dwelling? 1 for the dwelling you currently reside in 2 for another dwelling → <b>DV4</b> 3 for expenses unrelated to any dwelling? → <b>DV4</b>
<b>D22B</b>	Has the household been in arrears, i.e. has been unable to pay on time due to financial difficulties, in the last twelve months for this loan? 1 Yes, once 2 Yes, two times or more 3 No
<b>D08g</b>	What is this loan taken for? 1 Only to buy or build the dwelling 2 To buy and refurbish the dwelling 3 Only to refurbish the dwelling → <b>DV4</b>
<b>D08h</b>	Did You make repayments for this loan during the previous year? 1 YES → <b>D08b</b> 2 NO

<b>D08d</b>  <b>A</b> <b>B</b> <b>C</b> <b>D</b> <b>E</b>	Please indicate what is Your loan contract's ...  year of conclusion <span style="float: right;"> _ _ _ _ </span> loan amount <span style="float: right;"> _ _ _ _ _ _ _  kroons</span> term of loan <span style="float: right;"> _ _  years</span> the current yearly interest rate of the loan <span style="float: right;"> _ _ , _ _  %</span> the total amount of repayments a month <span style="float: right;"> _ _ _ _ _ </span> <b>CONTINUE → DV4</b>																							
<b>D08b</b>  <b>A</b> <b>B</b> <b>C</b> <b>D</b> <b>E</b>	Please indicate what is Your loan contract's ...  year of conclusion <span style="float: right;"> _ _ _ _ </span> loan amount <span style="float: right;"> _ _ _ _ _ _ _  kroons</span> term of loan <span style="float: right;"> _ _  years</span> the current yearly interest rate of the loan <span style="float: right;"> _ _ , _ _  %</span> the total amount of repayments in the previous calendar year <span style="float: right;"> _ _ _ _ _ </span>																							
<b>DV4</b>  <b>A</b> <b>B</b> <b>C</b> <b>D</b> <b>E</b> <b>F</b> <b>G</b> <b>I</b> <b>H</b>	Please assess the amount Your household pays <b>each month</b> for the following services. <i>Only payments made in relation to the main dwelling should be recorded. If the household does not need to pay for a given service, mark 0!</i>  Water and sewage disposal <span style="float: right;"> _ _ _ _  kroons</span> Central heating <span style="float: right;"> _ _ _ _  kroons</span> Electricity <span style="float: right;"> _ _ _ _  kroons</span> Gas <span style="float: right;"> _ _ _ _  kroons</span> Garbage removal <span style="float: right;"> _ _ _ _  kroons</span> Insurance payment for house or apartment <span style="float: right;"> _ _ _ _  kroons</span> Costs related to maintenance and regular repairs <span style="float: right;"> _ _ _ _  kroons</span> Firewood, briquette or other heating material <span style="float: right;"> _ _ _ _  kroons</span> Other costs related to dwelling <span style="float: right;"> _ _ _ _  kroons</span> [RECORD].....																							
<b>D22C</b>	Has the household been in arrears, i.e. has been unable to pay on time due to financial difficulties, in the last twelve months, for the utility bills (heating, electricity, gas, water, etc.) for the main dwelling? 1 Yes once 2 Yes, two times or more 3 No																							
<b>D05</b>	Please think about the utilities and rent or mortgage interest payments of Your dwelling. To what extent are these expenditures on Your dwelling a financial burden on Your household? Do they... 1 Burden you a lot 2 Burden you to a certain extent 3 Do not burden you at all.																							
<b>D07</b> <b>A</b> <b>B</b> <b>C</b> <b>D</b> <b>E</b>	Does Your household need to make the following repayments? <table border="1" style="width: 100%; border-collapse: collapse;"> <thead> <tr> <th style="width: 70%;"></th> <th style="width: 15%;">YES</th> <th style="width: 15%;">NO</th> </tr> </thead> <tbody> <tr> <td>Repayments of a student loan or an education loan</td> <td style="text-align: center;">1</td> <td style="text-align: center;">2</td> </tr> <tr> <td>Repayments of a small loan, an instant loan or an SMS loan</td> <td style="text-align: center;">1</td> <td style="text-align: center;">2</td> </tr> <tr> <td>Monthly credit card repayments</td> <td style="text-align: center;">1</td> <td style="text-align: center;">2</td> </tr> <tr> <td>Repayments for a leasing or hire purchase</td> <td style="text-align: center;">1</td> <td style="text-align: center;">2</td> </tr> <tr> <td>Repayments for some other loan [RECORD].....</td> <td style="text-align: center;">1</td> <td style="text-align: center;">2</td> </tr> <tr> <td colspan="3"><b>IF D07A-E=2 CONTINUE → YD16</b></td> </tr> </tbody> </table>				YES	NO	Repayments of a student loan or an education loan	1	2	Repayments of a small loan, an instant loan or an SMS loan	1	2	Monthly credit card repayments	1	2	Repayments for a leasing or hire purchase	1	2	Repayments for some other loan [RECORD].....	1	2	<b>IF D07A-E=2 CONTINUE → YD16</b>		
	YES	NO																						
Repayments of a student loan or an education loan	1	2																						
Repayments of a small loan, an instant loan or an SMS loan	1	2																						
Monthly credit card repayments	1	2																						
Repayments for a leasing or hire purchase	1	2																						
Repayments for some other loan [RECORD].....	1	2																						
<b>IF D07A-E=2 CONTINUE → YD16</b>																								
<b>D08</b>	To what extent are these repayments of loans, leases and/or credit card repayments a financial burden on Your household? Do they... 1 a heavy burden 2 a slight burden 3 not a burden at all																							
<b>D22D</b>	Has the household been in arrears, i.e. has been unable to pay on time due to financial difficulties, in the last twelve months for this loan or leasing? 1 Yes, once 2 Yes, two times or more 3 No																							

YD16 ☀	Please indicate in the case of each consumer durable whether it is in Your household's use. It makes no difference whether You own or rent it or whether Your household can use it free of charge. Does your household have a...					
	Yes		No→ Can you not afford it or is there another reason?			
	Yes	How many?	Can not afford it		There is another reason	
A	...Telephone?	1		2→	1	2
B	...Cellular phone?	1 →	<input type="checkbox"/> <input type="checkbox"/>	2→	1	2
C	...Colour TV?	1 →	<input type="checkbox"/> <input type="checkbox"/>	2→	1	2
D	...Internet at home?	1		2→	1	2
E	...Washing machine?	1		2→	1	2
F	...Car?	1 →	<input type="checkbox"/> <input type="checkbox"/>	2→	1	2
G	...Personal computer/laptop?	1 →	<input type="checkbox"/> <input type="checkbox"/>	2→	1	2
H	...DVD system or VCR (incl. integrated with a TV)?	1		2→	1	2
I	...fridge or freezer?	1		2→	1	2
J	...dishwasher?	1		2→	1	2

Now we will talk in more detail about the income of Your household.

<b>D09</b>	Did You or any of the members of Your household receive income from renting a property (e.g. a building, residential building, apartment, room or land) in the previous calendar year? <i>Please indicate the profit deducting payments for utilities, service charges and property management expenses.</i> 1 YES 2 NO → <b>D10</b>
<b>D09a</b>	Would it be easier for You to indicate Your rental income ...  1 including the taxes charged on the income (gross) or 2 as the amount You received (net)? → <b>D09C</b>
<b>D09b</b>	Indicate the gross income received from renting.  Income before taxation <input type="text"/> <input type="text"/> <input type="text"/> <input type="text"/> <input type="text"/> <input type="text"/> <input type="text"/> <input type="text"/> <input type="text"/> <input type="text"/> kroons → <b>D10</b>
<b>D09c</b>	Indicate the net income received from renting.  Income after taxation <input type="text"/> <input type="text"/> <input type="text"/> <input type="text"/> <input type="text"/> <input type="text"/> <input type="text"/> <input type="text"/> <input type="text"/> <input type="text"/> kroons
<b>D10</b>	Did You or any of the members of Your household pay land tax or any other payments for property in the previous calendar year? <i>Do not take land tax associated with self-employment into account.</i>  1 YES 2 NO
<b>A</b>	Total amount paid in the previous calendar year <input type="text"/> <input type="text"/> <input type="text"/> <input type="text"/> <input type="text"/> <input type="text"/> <input type="text"/> <input type="text"/> kroons
<b>D11</b>	Did You or any of the members of Your household receive child benefits or any other benefits connected with children or family or pregnancy or maternity benefits in the previous calendar year? 1 YES 2 NO → <b>D12</b> IF THERE ARE UNDER 20-YEAR-OLD MEMBERS IN THE HOUSEHOLD (SEE YA2 – YEAR: BORN IN 1990 AND LATER), THEN DEFINITELY DOUBLE-CHECK.




<b>D11</b>	In the previous calendar year did anyone from your household receive....		
	Yes		No
	Net amount received		
	The previous year		
<b>F</b>	1	_ _ _ _ _  kroons	2
<b>D</b>	1	_ _ _ _ _  kroons	2
<b>H</b>	1		2
<b>B</b>	1	_ _ _ _ _  kroons	2
<b>I</b>	1	_ _ _ _ _  kroons	2
<b>J</b>	1	_ _ _ _ _  kroons	2
<b>K</b>	1	_ _ _ _ _  kroons	2
<b>L</b>			
	1	_ _ _ _ _  kroons	2
<b>M</b>	1	_ _ _ _ _  kroons	2
<b>N</b>	1		2
<b>E</b>	1	_ _ _ _ _  kroons	2
<b>O</b>	1	_ _ _ _ _  kroons	2
<b>D12</b>	Did You or any of the members of Your household receive <b>financial</b> support from nongovernmental organisations or institutions (churches, foundations, private enterprises, etc.) in the previous calendar year?		
<b>A</b>	1 YES Total amount received in the previous calendar year  _ _ _ _ _  kroons 2 NO		
<b>D13</b>	Did You or any of the members of Your household receive support <b>in kind</b> from nongovernmental organisations or institutions (churches, foundations, funds, private enterprises, etc.) in the previous calendar year?		
<b>A</b>	1 YES Approximate value of the aid received in the previous year  _ _ _ _ _  kroons 2 NO		

Next I will ask some questions concerning monetary transfers and aid in kind, which You have made or provided to persons of other households or received from persons from other households.

<b>DA1</b>	Did You or somebody from Your household <b>pay</b> regular maintenance support (alimony) to a former spouse and/or children? <i>NB! Single presents, for example, for Christmas or on birthdays should not be taken into account here.</i>		
<b>A</b>	1 YES Total amount paid in the previous calendar year  _ _ _ _ _  kroons 2 NO		
<b>DA1B</b>	Was the income tax deducted from the alimony? 1 Yes 2 No		
<b>D14</b>	Did You or any of the members of Your household <b>make</b> other regular payments to someone from another household (e.g., student living separately) in the previous calendar year? Do not take alimony into account! <i>NB! Single presents, for example, for Christmas or on birthdays should not be taken into account here.</i>		
<b>A</b>	1 YES Total amount paid in the previous calendar year  _ _ _ _ _  kroons 2 NO		
<b>D15</b>	Did You or any of the members of Your household <b>provide</b> aid in kind to someone from another household (e.g. baby carriage given to relatives, etc.) in the previous calendar year?		
<b>A</b>	1 YES Approximate value of the aid provided in the previous year  _ _ _ _ _  kroons 2 NO		











<b>YD18</b>	How much money is there in your household to be spent in a month usually including all incomes? Say the average sum in kroons.  _ _ _ _ _ _ _ _  → <b>YD24</b> 999998 REFUSAL 999999 DO NOT KNOW
<b>YD19</b> 	Please indicate which of the following intervals the average monthly net income in your household falls into. 1 up to 4500 kroons 2 4501 – 7000 kroons 3 7001 – 9500 kroons 4 9501 – 13 000 kroons 5 13 001 – 17 000 kroons 6 17 001 – 24 000 kroons 7 24 001 kroons or more?
<b>D24</b>	In your opinion, what is the very lowest net monthly income that your household would have to have in order to make ends meet, that is to pay its usual necessary expenses? <i>Please answer in relation to the present circumstances of your household, and what you consider as usual necessary expenses (to make ends meet).</i>  Minimum monthly net income needed in Your household  _ _ _ _ _ _ _ _  kroons
<b>L01</b>	<b>INTERVIEWER CHECKPOINT.: ARE THERE AT LEAST TWO MEMBERS IN THE HOUSEHOLD AGED 15 AND OLDER? (Y&gt;1 and YX2&gt;15)</b> 1 YES <b>NO → F01</b>
<b>L02</b>	<b>INTERVIEWER CHECKPOINT.: DOES AT LEAST ONE PERSON IN THE HOUSEHOLD EARN SOME SORT OF INCOME? YD18&gt;0 or YD19&gt;0</b> 1 Yes <b>2 No → F01</b>
<b>L03</b>	How do you deal with the incomes you receive in your household? Do you... 1 put all the money together 2 put some of the money together and keep the rest separate 3 keep all the money separate?
<b>L04</b>	Who is in charge of dealing with the common household finances? Is it... 1 One or more household members 2 at least one person inside the household and at least one person outside the household 3 only someone from outside the household? → <b>F01</b>
<b>L05</b>	Please indicate the household member(s) who is/are usually in charge of dealing with common household finances. 1..... 2..... 3..... 4.....5.....

## SECTION F. PRODUCTION FOR OWN CONSUMPTION

In conclusion, I will ask You some questions about production for own consumption.

<b>F01</b>	Did Your household grow / produce animals, birds, gardening products or other agricultural products for own consumption last year?  1 YES 2 NO → <b>F03</b>
------------	--

<b>F02</b> 	Please estimate whether and how much Your household grew / produced various products last year.				
		NO	YES, CAN ESTIMATE AMOUNT	YES, BUT CANNOT ESTIMATE AMOUNT	
<b>A</b>	Milk	1	2	Amount <input type="text"/> <input type="text"/> <input type="text"/> <input type="text"/> litres	3 →
<b>B</b>	Eggs	1	2	<input type="text"/> <input type="text"/> <input type="text"/> <input type="text"/> pieces	3 →
<b>C</b>	Potatoes	1	2	<input type="text"/> <input type="text"/> <input type="text"/> <input type="text"/> kg	3 →
<b>D</b>	Pork	1	2	<input type="text"/> <input type="text"/> <input type="text"/> <input type="text"/> kg	3 →
<b>E</b>	Beef or mutton	1	2	<input type="text"/> <input type="text"/> <input type="text"/> <input type="text"/> kg	3 →
<b>F</b>	Apples or pears	1	2	<input type="text"/> <input type="text"/> <input type="text"/> <input type="text"/> kg	3 →
<b>G</b>	Cabbage or cauliflower	1	2	<input type="text"/> <input type="text"/> <input type="text"/> <input type="text"/> kg	3 →
<b>H</b>	Tomatoes	1	2	<input type="text"/> <input type="text"/> <input type="text"/> <input type="text"/> kg	3 →
<b>I</b>	Cucumber	1	2	<input type="text"/> <input type="text"/> <input type="text"/> <input type="text"/> kg	3 →
<b>J</b>	Pumpkins	1	2	<input type="text"/> <input type="text"/> <input type="text"/> <input type="text"/> kg	3 →
<b>K</b>	Beets or turnips	1	2	<input type="text"/> <input type="text"/> <input type="text"/> <input type="text"/> kg	3 →
<b>L</b>	Carrots	1	2	<input type="text"/> <input type="text"/> <input type="text"/> <input type="text"/> kg	3 →
<b>M</b>	Plums, cherries or other fruits	1	2	<input type="text"/> <input type="text"/> <input type="text"/> <input type="text"/> kg	3 →
<b>N</b>	Poultry	1	2	<input type="text"/> <input type="text"/> <input type="text"/> <input type="text"/> kg	3 →
<b>O</b>	Strawberries, currants or other berries	1	2	<input type="text"/> <input type="text"/> <input type="text"/> <input type="text"/> kg	3 →
<b>P</b>	Honey	1	2	<input type="text"/> <input type="text"/> <input type="text"/> <input type="text"/> kg	3 →
<b>R</b>	Onions	1	2	<input type="text"/> <input type="text"/> <input type="text"/> <input type="text"/> kg	3 →
<b>S</b>	Other vegetables	1	2	<input type="text"/> <input type="text"/> <input type="text"/> <input type="text"/> kg	3 →
<b>T</b>	Other greens	1	2	<input type="text"/> <input type="text"/> <input type="text"/> <input type="text"/> kg	3 →
<b>U</b>	Something else [RECORD].....	1	2	<input type="text"/> <input type="text"/> <input type="text"/> <input type="text"/> kg	3 →
<b>F03</b> 	Did Your household pick <b>wild berries or mushrooms</b> for own consumption last year? If yes, then please estimate how many kilograms of wild berries or mushrooms Your household picked for own consumption last year.				
		NO	YES, CAN ESTIMATE AMOUNT	YES, BUT CANNOT ESTIMATE AMOUNT	
<b>A</b>	Wild berries	1	2	<input type="text"/> <input type="text"/> <input type="text"/> <input type="text"/> kg	3 →
<b>B</b>	Mushrooms	1	2	<input type="text"/> <input type="text"/> <input type="text"/> <input type="text"/> kg	3 →
<b>F04</b> 	Did Your household <b>catch fish</b> for own consumption last year? If yes, then please estimate how many kilograms of fish Your household caught for own consumption last year.				
		NO	YES, CAN ESTIMATE AMOUNT	YES, BUT CANNOT ESTIMATE AMOUNT	
	Fish	1	2	<input type="text"/> <input type="text"/> <input type="text"/> <input type="text"/> kg	3 →
<b>F05</b> 	Did Your household <b>hunt</b> for own consumption last year? If yes, then please estimate how many kilograms of meat Your household gained this way for own consumption last year.				
		NO	YES, CAN ESTIMATE AMOUNT	YES, BUT CANNOT ESTIMATE AMOUNT	
	Meat	1	2	<input type="text"/> <input type="text"/> <input type="text"/> <input type="text"/> kg	3 →

<b>F02</b>					
					
<b>A</b>	Milk	Less than 300 litres 1	300-599 litres 2	600-800 litres 3	More than 800 litres 4
<b>B</b>					
<b>C</b>	Eggs (pieces)	Less than 100 pieces/kg 1	100–199 pieces/kg 2	200–300 pieces/kg 3	More than 300 pieces/kg 4
	Potatoes (kg)	1	2	3	4
<b>D</b>					
<b>E</b>	Pork	Less than 40 kg 1	40–74 kg 2	75–100 kg 3	More than 100 kg 4
	Beef or mutton	1	2	3	4
<b>F</b>					
	Apples or pears	Less than 20 kg 1	20–49 kg 2	50–70 kg 3	More than 70 kg 4
<b>G</b>					
<b>H</b>	Cabbage or cauliflower	Less than 10 kg 1	10–19 kg 2	20–30 kg 3	More than 30 kg 4
<b>I</b>	Tomatoes	1	2	3	4
	Cucumber	1	2	3	4
<b>J</b>					
<b>K</b>	Pumpkin	Less than 10 kg 1	10–14 kg 2	15–20 kg 3	More than 20 kg 4
<b>L</b>	Beets and turnips	1	2	3	4
	Carrots	1	2	3	4
<b>M</b>					
<b>N</b>	Plums, cherries or other fruits	Less than 5 kg 1	5–9 kg 2	10–15 kg 3	More than 15 kg 4
<b>O</b>	Poultry	1	2	3	4
<b>P</b>	Strawberries, currants, other berries	1	2	3	4
<b>R</b>	Honey	1	2	3	4
	Onions	1	2	3	4
<b>S</b>					
<b>T</b>	Other vegetables	Less than 2 kg 1	2–4 kg 2	5–10 kg 3	More than 10 kg 4
<b>U</b>	Other greens	1	2	3	4
	Something else	1	2	3	4
<b>F03</b>					
					
<b>A</b>	Wild berries	Less than 5 kg 1	5–9 kg 2	10–15 kg 3	More than 15 kg 4
<b>B</b>	Mushrooms	1	2	3	4
<b>F04</b>					
					
	Fish	Less than 5 kg 1	5–9 kg 2	10–20 kg 3	More than 20 kg 4
<b>F05</b>					
					
	Meat	Less than 20 kg 1	20–24 kg 2	25–40 kg 3	More than 40 kg 4

## SECTION E. PLANNED CHANGE OF RESIDENCE

<b>E0</b>	<b>INTERVIEWER CHECKPOINT. IS THE HOUSEHOLD IN THE SURVEY FOR THE LAST YEAR (HOUSEHOLD NUMBER STARTS WITH 3)?</b>  1 YES → <b>THE END OF THE HOUSEHOLD QUESTIONNAIRE, PART OF THE INTERVIEWER</b> 2 NO
-----------	---

One of the aims of the Social Survey is to follow the changes that take place in the income and living conditions of households. For this reason, we would like to interview you again next year. To be able to find your household again the next year, I will now ask a few questions about your plans to move.

<b>E1</b>	Is Your household planning to change residence during the following year?  3 YES 4 NO → <b>THE END OF THE HOUSEHOLD QUESTIONNAIRE, PART OF THE INTERVIEWER</b> 5 I DON'T KNOW → <b>E3</b>
<b>E2</b>	Do You know where exactly You plan to settle next?  <div style="display: flex; align-items: flex-start;"> <div style="width: 30px; text-align: center; margin-right: 10px;"> <b>A</b>  <b>B</b> <b>C</b> <b>D</b> <b>E</b> <b>F</b> <b>G</b> </div> <div>             1 I DON'T KNOW → <b>E3</b>              2 YES              Street/farm .....              House number    <input type="text"/> <input type="text"/> <input type="text"/> <input type="text"/>              Flat number      <input type="text"/> <input type="text"/> <input type="text"/> <input type="text"/>              Settlement.....              Township.....              County.....              → <b>THE END OF THE HOUSEHOLD QUESTIONNAIRE, INTERVIEWER'S SECTION</b> </div> </div>
<b>E3</b>	Could You give us a contact whom it would be possible to receive information from regarding Your household's contacts should need be?  1 YES <div style="display: flex; align-items: flex-start;"> <div style="width: 30px; text-align: center; margin-right: 10px;"> <b>A</b> <b>B</b> <b>C</b> <b>D</b> <b>E</b> <b>F</b> <b>G</b> <b>H</b> </div> <div>             Name.....              Contact telephone <input type="text"/> <input type="text"/> <input type="text"/> <input type="text"/> <input type="text"/> <input type="text"/> <input type="text"/> <input type="text"/> <input type="text"/> <input type="text"/>              Street/farm .....              House number    <input type="text"/> <input type="text"/> <input type="text"/> <input type="text"/>              Flat number      <input type="text"/> <input type="text"/> <input type="text"/> <input type="text"/>              Settlement.....              Township.....              County.....              2 I DON'T KNOW           </div> </div>

## INTERVIEWER'S SECTION (CONTINUATION)

<b>A05</b>	END TIME OF INTERVIEW	IN CASE OF INTERRUPTION, END TIME OF CONTINUATION
<b>A</b>	____ HOUR	____ HOUR
<b>B</b>	____ MINUTES	____ MINUTES
<b>A06</b>	LANGUAGE OF INTERVIEW 1 ESTONIAN 2 RUSSIAN	
<b>A07</b>	WHO ELSE WAS PRESENT AT THE INTERVIEW? [NOTE ALL PERSONS]	
<b>A</b>	1 NOBODY	
<b>B</b>	2 CHILDREN UNDER 6 YEARS	
<b>C</b>	3 CHILDREN AGED 6 AND OLDER	
<b>D</b>	4 SPOUSE (PARTNER)	
<b>E</b>	5 OTHER RELATIVES	
<b>F</b>	6 OTHER ADULTS (NON-RELATIVES)	
<b>A08</b>	WHAT IS THE NUMBER OF THE RESPONDENT WHO MAINLY ANSWERED THE QUESTIONS? COLUMN NUMBER ____	
<b>A09</b>	THE INTERVIEW WENT... 1 VERY WELL 2 WELL 3 SATISFACTORILY 4 WITH DIFFICULTIES [EXPLAIN UNDER A16] 5 WITH GREAT DIFFICULTIES [EXPLAIN UNDER A16]	
<b>A10</b>	HOW WAS THE QUESTIONNAIRE FILLED? 1 FACE-TO-FACE INTERVIEW 2 TELEPHONE INTERVIEW 3 SELF-ADMINISTERED QUESTIONNAIRE 4 OTHER [RECORD] .....	
<b>A16</b>	COMMENTS ABOUT THE INTERVIEW [WRITE ABOUT ALL DISTURBING FACTORS] ..... ..... ..... ..... .....	
<b>A17</b>	INITIAL STATUS OF QUESTIONNAIRE <i>Filled only in laptop!</i> 1 – INCOMPLETE 2 – ENTERED 3 – TO BE SPECIFIED 4 – COMPLETED	
<b>A18</b>	FINAL STATUS OF QUESTIONNAIRE <i>Filled only in laptop!</i> 1 – SENT 2 – UNSENT	

# ESTONIAN SOCIAL SURVEY 2010

## Personal questionnaire

SECTION A	Interviewer's section	2
SECTION S	Background data	2
SECTION YE	Education	3
SECTION G	Everyday activities	5
SECTION H	Income	10
SECTION H.L	Intra-household sharing of resources	20
SECTION I	Health	21
	Interviewer's section (continuation)	22

Household number      |\_|\_|\_|\_|\_|\_|\_|\_|

Household split number      |\_|\_|

Column number in household questionnaire      |\_|\_|

Personal ID number      |\_|\_|\_|\_|\_|\_|\_|\_|\_|\_|\_|\_|\_|\_|



## SECTION A. INTERVIEWER'S PART

<b>Kviis</b>	MODE OF INTERVIEW 1 LAPTOP 2 PAPER QUESTIONNAIRE	
<b>Rez</b>	REGIME 1 INTERVIEWER 2 CODER	
<b>Kys</b>	CODE OF INTERVIEWER    _ _ _ _	
<b>Kpk</b>	SURVEY AREA    _ _ _ _ _ _ _	
<b>Kjuht</b>	INTERVIEWER MANAGER'S AREA    _	
<b>A01</b>	DATE OF INTERVIEW	DATE OF CONTINUATION
<b>A</b>	_ _  DATE	_ _  DATE
<b>B</b>	_ _  MONTH	_ _  MONTH
<b>A02</b>	STARTING TIME OF THE INTERVIEW	IN CASE OF INTERRUPTION, STARTING TIME OF CONTINUATION
<b>A</b>	_ _  HOUR	_ _  HOUR
<b>B</b>	_ _  MINUTES	_ _  MINUTES
<b>A03</b>	PLACE OF INTERVIEW  1 RESPONDENT'S PLACE OF RESIDENCE 2 RESPONDENT'S PLACE OF WORK 3 PLACE OF RESIDENCE OF RESPONDENT'S RELATIVES OR ACQUAINTANCES 4 INTERVIEWER'S PLACE OF WORK / PLACE OF RESIDENCE 6 ELSEWHERE (WRITE WHERE) .....	

### QUESTIONNAIRE USER'S INSTRUCTIONS:

- THE FIRST COLUMN CONTAINS THE CHARACTERISTIC'S NAME
- THE ROUTINGS WITH DIRECTIONS FOR WHAT QUESTION TO CONTINUE WITH, WHEN THEY ARE NEEDED, CAN BE FOUND IN THE LAST COLUMN OR BEHIND AN ANSWER OPTION
- WHEN NECESSARY THE ROUTING CAN BE FOUND IN FRONT OF THE QUESTION
- THE TEXT IN *ITALICS* IS ADDITIONAL INFORMATION FOR THE INTERVIEWER
- THE INTERVIEWER MUST READ THE TEXT UP TO THE SENTENCE TERMINATOR: A DOT OR A QUESTION MARK. IF THE DOT OR QUESTION MARK IS AT THE END OF THE ANSWER OPTIONS, THEN THOSE MUST BE READ TO THE RESPONDENT AS WELL.
- WHEN AN ANSWER OPTION HAS THREE DOTS IN FRONT OF IT, THE INTERVIEWER MUST REREAD THE QUESTION BEFORE EVERY ANSWER OPTION.
- THE OPTION "OTHER" MUST BE READ TO THE RESPONDENT IF IT IS NOT CAPITALIZED, AND NOT BE READ WHEN IT IS CAPITALIZED.
- CAPITALIZED TEXT IS MEANT AS ADDITIONAL INFORMATION FOR THE INTERVIEWER AND IT IS NOT READ TO THE RESPONDENT

THE ☼ SIGN INDICATES THAT THE CARD BOOK SHOULD BE USED TO SHOW THE RESPONDENT RESPONSE OPTIONS TO THE QUESTION. THE DATA ENTRY PROGRAMME IN THE LAPTOP USES THE WORD "CARD" TO INDICATE THIS NEED.


## SECTION S. BACKGROUND DATA




<b>S01</b>	When were You born?	
<b>A</b>	Date	_ _
<b>B</b>	Month	_ _
<b>C</b>	Year	_ _ _ _

<b>S02</b>	<p>INDICATE THE GENDER OF THE RESPONDENT</p> <p>1 MALE 2 FEMALE</p> <p>CHECK THE DATA PRESENTED IN S01 AND S02 WITH HOUSEHOLD QUESTIONNAIRE (YA1 AND YA2).</p>
------------	--


## SECTION YE. EDUCATION

We will now inquire about your level of education. We will ask for your highest obtained vocational or specialized education or trade, the name of the school you've graduated and the year of graduation.

<b>DB1</b>	<b>INTERVIEWER'S CHECKPOINT.</b> IS THE PERSON A MEMBER OF A NEW HOUSEHOLD (HOUSEHOLD QUESTIONNAIRE BX)? 1 YES → <b>YE1</b> 2 NO
<b>DB2</b>	<b>INTERVIEWER'S CHECKPOINT.</b> IS THE PERSON A NEW MEMBER IN THE HOUSEHOLD (HOUSEHOLD QUESTIONNAIRE BA1)? 1 YES → <b>YE1</b> 2 NO
<b>DB3</b>	Have You graduated from an educational institution since the last interview? THE MONTH AND YEAR OF THE LAST INTERVIEW ARE PRINTED ON THE SAMPLE INFORMATION SHEET. IF THE PERSON HAS NEVER ANSWERED A PERSONAL QUESTIONNAIRE, PROCEED WITH YE1! 1 YES 2 NO → <b>YE11</b>
<b>DA1</b>	Tell me please, do You study in an educational institution at the moment? 1 YES 2 NO → <b>DB1</b>
<b>DB4</b>	In what year did You graduate with this level of education?  _ _ _ _ _
<b>DB5A</b> 	Please indicate the level of education that You attained. 1 primary education → <b>YE11</b> 2 basic education → <b>YE11</b> 3 secondary education → <b>YE11</b> 4 vocational education or vocational secondary education 5 applied higher education 6 bachelor's degree 7 master's degree (incl. integrated bachelor's and master's studies) 8 PhD (incl. residency)
<b>DB6</b>	Please indicate the full name of the school you completed ..... .....
<b>DB7</b> <b>DB7n</b> <b>DB7k</b>	What was your field of specialization? ..... CLASS DESCRIPTION. FILLED AUTOMATICALLY.....  _ _ _ _
<b>DB7a</b>	<b>INTERVIEWER'S CHECKPOINT.</b> <b>IF DB5A=4 → DB8</b> <b>IF DB5A=5,6,7,8 → YE11</b>
<b>DB8</b>	What was the level of education required to enrol? 1 there was no requirement for a previous educational level → <b>YE11</b> 2 basic education was required 3 secondary education was required. → <b>YE11</b>
<b>DB9</b>	Did you receive a comprehensive education with the vocation? Were you granted.. 1 just the vocation 2 a comprehensive education along with the vocation? <b>CONTINUE → YE11</b>



<b>YE1</b> 	What level of education did You attain in comprehensive school (high school, gymnasium, basic school)? 1 Secondary education 2 Basic education (inc. incomplete secondary education) 3 Primary education 4 No primary education → <b>YE3</b>
<b>YE2</b>	In what year did You graduate with this level of education? <u>  </u> / <u>  </u> / <u>  </u> / <u>  </u> / <u>  </u>
<b>YE3</b> 	What is Your highest completed vocational, occupational or professional education? 1 No vocational, occupational or professional education → <b>YE11</b> 2 Vocational education → <b>YE5</b> 3 Vocational secondary education → <b>YE5</b> 4 Professional secondary / technical education → <b>YE5</b> 5 Higher education → <b>D17</b> 6 Doctor's degree (previous candidate of sciences) → <b>YE5</b>
<b>YE4</b> 	What kind of higher education do you hold? 1 Professional higher education 2 Applied higher education, diploma study 3 Bachelor's degree 4 Higher education obtained before 1992 5 Master's degree (incl. integrated bachelor's and master's studies)
<b>YE5</b>	Please indicate the full name of the school you completed..... .....
<b>YE6</b> <b>YE6n</b> <b>YE6k</b>	What was your field of speialization? ..... CLASS DESCRIPTION. FILLED AUTOMATICALLY..... <u>  </u> / <u>  </u> / <u>  </u> / <u>  </u> / <u>  </u>
<b>YE7</b>	In what year did You graduate from this school? <u>  </u> / <u>  </u> / <u>  </u> / <u>  </u> / <u>  </u>
<b>YX6</b>	<b>INTERVIEWER'S CHEKPOINT.</b> <b>IF YE3=2 → YE8</b> <b>IF YE3=3 OR YE3=4 → YE10</b> <b>IF YE3=5 → YE11</b> <b>IF YE3=6 → YE11</b>
<b>YE8</b>	What was the level of education required to enrol? 1 there was no requirement for a previous educational level or 2 basic education was equired.
<b>YE9</b>	Did you receive a comprehensive education with the vocation? Were you granted.. 1 just the vocation 2 a comprehensive education along with the vocation 3 a secondary education along with the vocation? <b>CONTINUE → YE11</b>
<b>YE10</b>	What was the level of education required to enrol? 1 basic education was required or 2 secondary education was required.

Now we'll turn to your current studies.


<b>YE11</b>	Are you currently enrolled in a comprehensive school, vocational school or university?
<b>YE12</b> 	What level of education are you studying towards? 1 1–6th grade → <b>F01</b> 2 7–9th grade → <b>F01</b> 3 10–12th grade → <b>F01</b> 4 vocational education or vocational secondary education 5 applied higher education 6 bachelor's degree 7 master's degree (incl. integrated bachelor's and master's studies) 8 PhD (incl. residency)
<b>YE13</b>	Please indicate the full name of the school ..... .....
<b>YE14</b> <b>YE14n</b>	What is your field of speialization? ..... CLASS DESCRIPTION. FILLED AUTOMATICALLY.....

<b>YE14k</b>	<input type="text"/>
<b>YX</b>	<b>INTERVIEWER'S CHECKPOINT.</b> <b>IF YE12=4 → YE15</b> <b>IF YE12=5,6,7,8 → F01</b>
<b>YE15</b>	What was the level of education required to enrol? 1 there was no requirement for a previous educational level or 2 basic education was required 3 secondary education was required. → <b>F01</b>
<b>YE16</b>	Will you receive a comprehensive education with the vocation? Will you be granted.. 1 just the vocation 2 a secondary education along with the vocation?

## SECTION G. EVERYDAY ACTIVITIES


<b>F01</b> 	How old were You when taking on your first regular job? <i>The first regular job is a full- or part-time job, which lasted at least 6 months. Seasonal work, apprenticeships and participation in training should not be taken into account.</i> <b>A</b> 1 <input type="text"/> <input type="text"/> years old 2 Has never had a regular job → <b>G01</b>
<b>F02</b> 	How many full years have You been working since that time? <i>The time spent pregnant and on maternity leave should be included, time spent on parental leave should not.</i> Number of full years <input type="text"/>





### G.A. EVERYDAY ACTIVITIES IN THE PREVIOUS WEEK

<b>G01</b>	Please tell me, during last week, did You work at least one hour and got paid for it? 1 YES → <b>YF2</b> 2 NO
<b>G02</b>	During last week, were You engaged in entrepreneurship, business, farming, individual or freelance work as a registered entrepreneur and earned profit for it? 1 YES → <b>YF2</b> 2 NO
<b>G03</b>	During last week, were You working without pay in a family enterprise or on a farm in whose profits you share? 1 YES → <b>YF2</b> 2 NO
<b>G04</b>	During last week, were You engaged in producing agricultural products for sale? 1 YES → <b>YF2</b> 2 NO
<b>G05</b>	During last week, did You have a job, which You were absent from, or a business activity in which You were temporarily inactive? 1 YES      2 NO → <b>G10</b>
<b>G06</b> 	What was the reason You were absent from work in the previous week? <div> 01 Vacation 02 Lay-off 03 Public holidays 04 Studies 05 In-service training or retraining 06 Own illness or injury 07 Pregnancy and maternity leave 08 Parental leave 09 Need to take care of children 10 Need to take care of other members of the family 11 Schedule, work free season 12 Strike, lockout 13 Shortage of orders or work 14 Repair, breakdown, shortage of materials or raw materials 15 Weather conditions 16 OTHER [RECORD]..... </div>
<b>G07</b>	Do You presume that You can continue doing this job after the period of absence? 1 YES 2 NO → <b>G10</b>
<b>G08</b>	How long will You be temporarily absent from work (including the time You have already been absent from work and time You will still be absent)? 1 Up to 3 months → <b>YF2</b> 2 More than 3 months
<b>G08</b> <b>A</b>	<b>INTERVIEWER CHECKPOINT. IS THE RESPONDENT ABSENT FROM WORK DUE TO PREGNANCY AND MATERNITY LEAVE (G06=07)?</b> 1 YES → <b>YF2</b> 2 NO
<b>G09</b>	Do You receive money (pay, parental benefit, sickness benefit etc) for the time You have been absent from the job? 1 Yes, in the amount of half of the wages or more 2 Yes, in the amount of less than half of the wages → <b>G10</b> 3 No → <b>G10</b>


<b>G09</b>	<b>INTERVIEWER CHECKPOINT. IS THE RESPONDENT ON PARENTAL LEAVE (C06=08)?</b>
<b>A</b>	1 YES    2 NO → <b>YF2</b>
<b>G10</b>	During last week, were You engaged in building dwellings for yourself?
<b>A</b>	1 YES Usual number of hours per week              2 NO
<b>G11</b>	During last week, were You engaged in the production of agricultural products for yourself?
<b>A</b>	1 YES Usual number of hours per week              2 NO
<b>G12</b>	During last week, did You do voluntary work for free to produce something (e.g. building dwellings, church or other objects)? <i>Do not take into account providing services (e.g. maintenance and cleaning work).</i>
<b>A</b>	1 YES Usual number of hours per week              2 NO <b>CONTINUE G32</b>

### G.B. MAIN JOB

<b>YF2</b>	Please indicate the full name of the enterprise /institution where you are currently employed..... .....
<b>YF3</b>	What is the main economic activity of this enterprise/institution?
<b>YF3n</b>	CLASS DESCRIPTION. FILLED AUTOMATICALLY.....
<b>YF3k</b>	
<b>YF4</b>	Do you work in a branch of this enterprise/institution that has a different address?
	1 Yes → <b>YF6</b> 2 No
<b>YF5</b>	Do you work in a branch of this enterprise/institution that has a different field of activity?
	1 Yes      2 No → <b>YF8</b>
<b>YF6</b>	Please indicate the full name of branch where you are currently employed..... .....
<b>YF7</b>	What is the main economic activity of this branch?
<b>YF7n</b>	CLASS DESCRIPTION. FILLED AUTOMATICALLY.....
<b>YF7k</b>	
<b>YF8</b>	What is Your occupation? Please indicate your occupational title.....
<b>YF9</b>	Please describe the main tasks of your job. ....
<b>YF9n</b>	CLASS DESCRIPTION. FILLED AUTOMATICALLY.....
<b>YF9k</b>	
<b>YF10</b>	Which of the following groups do You belong to? Are you an...
	1 Employee
	2 Employer with employee(s), farmer with paid employees → <b>YF12</b>
	3 Sole proprietor, farmer without salaried labour force, freelancer → <b>YF13</b>
	4 Unpaid family worker → <b>YF13</b>
<b>YF10m</b>	5 OTHER [RECORD].....
<b>YF11</b>	Is it a permanent or temporary job?
	1 Permanent job
	2 Temporary job → <b>GB7</b>
<b>GB4</b>	Are you currently on a probationary period?
	1 YES → <b>YF12</b>
	2 NO
<b>GB5</b>	Is Your work part of some training, i.e. are You an apprentice, trainee or similar?
	1 YES
	2 NO
	<b>CONTINUE → YF12</b>
<b>GB7</b>	Is your work contract or agreement for...
	1 less than one year
	2 one year or longer?
<b>YF12</b>	How many employees are there in this enterprise/institution/local unit?
<b>YF12a</b>	1 1 to 10 → (specify)          3 20 to 49    5 Does not know exactly but fewer than 11 2 11 to 19    4 50 or more    6 Does not know exactly but more than 10

<b>YF13</b>	How many hours per week do You usually do this job? <i>Hours actually worked are taken into account here.</i> <input type="text"/> <input type="text"/> <input type="text"/> <input type="text"/> hours
<b>YX8</b>	<b>INTERVIEWER CHECKPOINT. IS YF10=2,3,4?</b> 1 YES → <b>GB1</b> 2 NO
<b>YF14</b>	Do You have any supervisory responsibilities (supervise other employees, take responsibility for completion of some tasks etc)? 1 YES                      2 NO → <b>YF16</b>
<b>YF15</b>	How many direct subordinates do You have? <input type="text"/> <input type="text"/> <input type="text"/> <input type="text"/>
<b>YF16</b> 	What type of contract do you have? 1 Employment contract 2 Contract for services 3 Public service law or contract of service 4 Authorisation agreement 5 Contract with a labour renting firm 6 Verbal employment contract or agreement
<b>GB8</b> 	Who is the owner of this enterprise? 1 State (Republic of Estonia) 2 Local municipality 3 Estonian person in private law 4 Foreign person in private law 5 Estonian and/or foreign person in private law 6 OTHER [RECORD].....
<b>GB9</b>	What are Your average net monthly wages on this job? <input type="text"/> <input type="text"/> <input type="text"/> <input type="text"/> <input type="text"/> <input type="text"/> kroons
<b>GB10A</b>	Does Your employer pay the social tax (33%) from your wages... 1 to the full extent 2 not to the full extent 3 not at all? 4 DON'T KNOW
<b>GB10B</b>	Does Your employer pay the unemployment insurance premium (0.6%) from your wages... 1 to the full extent 2 not to the full extent 3 not at all? 4 DON'T KNOW
<b>GB10C</b>	Does Your employer pay the income tax (21%) from your wages... 1 to the full extent 2 not to the full extent 3 not at all? 4 DON'T KNOW
<b>GB10D</b>	<b>INTERVIEWER CHECKPOINT. WERE GB10A, GB10B AND GB10C ALL ANSWERED 1, 3 OR 4?</b> 1 YES → <b>GB1</b> 2 NO
<b>GB11</b> <b>A</b>	Could You indicate the amount on which the employer pays the above-mentioned taxes? 1 YES The amount on which the employer pays taxes <input type="text"/> <input type="text"/> <input type="text"/> <input type="text"/> <input type="text"/> <input type="text"/> kroons 2 NO
<b>GB1</b> 	Do You consider it possible that during the next year You will loose Your present job? 1 Yes, certainly 2 Probably yes 3 Probably no 4 Certainly no 5 Hard to say
<b>GB2</b> 	If You Were to lose Your present job do You think You would be able to find a job corresponding to Your professional skills and experiences? 1 Yes, certainly 2 Probably yes 3 Probably no 4 Certainly no 5 Hard to say

### G.C. OFF-HOUR JOBS




<b>G21</b>	Did You have any other job in addition to your main job where You were working or were temporarily absent from last week? 1 YES      2 NO → <b>G23</b>
<b>G22</b>	How many hours do You usually spend on off-hour jobs? <i>Hours actually worked are taken into account here.</i>  _ _ _  hours
<b>G23</b>	In Your main and off-hour jobs put together, do you usually work ... <i>Hours actually worked are taken into account here.</i> 1 less than 30 hours per week? 2 30 or more hours per week? → <b>G25</b>
<b>G24</b> 	Please indicate the main reason why You work less than 30 hours per week? <div style="display: flex; justify-content: space-between;"> <div style="width: 48%;"> 1 Studies, in-service training or retraining  2 Own illness, injury or incapacity to work  3 I wish to work 30 or more hours per week, but I have not found suitable work  4 I do not wish to work more hours than that </div> <div style="width: 48%;"> 7 Less than 30-hours a week is considered a full-time job in our enterprise  5 Need to take care of children and/or other members of the family, household chores  6 OTHER [RECORD]..... </div> </div>
<b>G25</b>	Were You engaged in the previous week, aside from Your main job, in building a dwelling for Your own use, producing agricultural products for Your own use and /or voluntary work for which You received no payment and the result of which was the production of goods (e.g. building of dwellings, church or other objects)? 1 YES
<b>A</b>	Usual number of hours per week       _ _ _ _  2 NO

### G.E. JOB SEEKING

<b>G32</b>	Have You been seeking a job in the last four weeks (incl. last week)? 1 YES      2 NO <i>Seeking a job also includes preparations for starting up a business/ founding a farm and waiting for an earlier contracted job to start.</i>
<b>G33</b>	Let's presume that You are offered a job. Could You start working in the next two weeks? <i>NB! If the person is waiting for the previously contracted job to begin in the next three months, the answer should be YES.</i> 1 YES      2 NO

### G.F. SOCIO-ECONOMIC STATUS


<b>GE3</b>	<b>INTERVIEWER CHECKPOINT.</b> DOES THE PERSON BELONG TO A NEW HOUSEHOLD OR IS A NEW MEMBER IN A HOUSEHOLD (HOUSEHOLD QUESTIONNAIRE BX AND BA1)? 1 YES → <b>G35</b> 2 NO
<b>GE4</b>	<b>INTERVIEWER CHECKPOINT.</b> DID THE PERSON RESPOND TO A PERSONAL QUESTIONNAIRE LAST YEAR? (SEE SAMPLE INFORMATION SHEET) 1 YES   2 NO → <b>G35</b>
<b>GE5</b>	<b>INTERVIEWER CHECKPOINT.</b> IN WHICH MONTH DID THE PERSON RESPOND TO THE PERSONAL QUESTIONNAIRE LAST YEAR? (SEE SAMPLE INFORMATION SHEET) 1 IN FEBRUARY → <b>G35C</b> 2 IN MARCH → <b>G35D</b> 3 IN APRIL → <b>G35E</b> 4 IN MAY → <b>G35F</b> 5 IN JUNE → <b>G35G</b> 6 IN JULY → <b>G35H</b>

<b>G35</b> 	<p>Which of the following statuses described You in general <b>in every month of the previous calendar year</b>? <i>NB! Absence from work due to pregnancy or maternity leave, illness, injury, etc. should be regarded as working.</i></p> <table border="0"> <tr> <td>01 Full-time employee</td> <td>05 Unemployed person</td> </tr> <tr> <td>02 Part-time employee</td> <td>06 Student, unpaid intern</td> </tr> <tr> <td>03 Full-time entrepreneur-employer, sole proprietor, farmer without paid employees, freelancer, unpaid family worker</td> <td>07 Old-age pensioner</td> </tr> <tr> <td>04 Part-time entrepreneur-employer, sole proprietor, farmer without paid employees, freelancer, unpaid family worker</td> <td>08 Pensioner receiving pension for incapacity for work</td> </tr> <tr> <td></td> <td>09 Homemaker, person on parental leave</td> </tr> <tr> <td></td> <td>10 Conscript</td> </tr> <tr> <td></td> <td>12 Other inactive [RECORD].....</td> </tr> </table> <table border="0"> <tr> <td><b>A</b> January</td> <td><input type="checkbox"/><input type="checkbox"/><input type="checkbox"/></td> <td><b>G</b> July</td> <td><input type="checkbox"/><input type="checkbox"/><input type="checkbox"/></td> </tr> <tr> <td><b>B</b> February</td> <td><input type="checkbox"/><input type="checkbox"/><input type="checkbox"/></td> <td><b>H</b> August</td> <td><input type="checkbox"/><input type="checkbox"/><input type="checkbox"/></td> </tr> <tr> <td><b>C</b> March</td> <td><input type="checkbox"/><input type="checkbox"/><input type="checkbox"/></td> <td><b>I</b> September</td> <td><input type="checkbox"/><input type="checkbox"/><input type="checkbox"/></td> </tr> <tr> <td><b>D</b> April</td> <td><input type="checkbox"/><input type="checkbox"/><input type="checkbox"/></td> <td><b>J</b> October</td> <td><input type="checkbox"/><input type="checkbox"/><input type="checkbox"/></td> </tr> <tr> <td><b>E</b> May</td> <td><input type="checkbox"/><input type="checkbox"/><input type="checkbox"/></td> <td><b>K</b> November</td> <td><input type="checkbox"/><input type="checkbox"/><input type="checkbox"/></td> </tr> <tr> <td><b>F</b> June</td> <td><input type="checkbox"/><input type="checkbox"/><input type="checkbox"/></td> <td><b>L</b> December</td> <td><input type="checkbox"/><input type="checkbox"/><input type="checkbox"/></td> </tr> </table>	01 Full-time employee	05 Unemployed person	02 Part-time employee	06 Student, unpaid intern	03 Full-time entrepreneur-employer, sole proprietor, farmer without paid employees, freelancer, unpaid family worker	07 Old-age pensioner	04 Part-time entrepreneur-employer, sole proprietor, farmer without paid employees, freelancer, unpaid family worker	08 Pensioner receiving pension for incapacity for work		09 Homemaker, person on parental leave		10 Conscript		12 Other inactive [RECORD].....	<b>A</b> January	<input type="checkbox"/> <input type="checkbox"/> <input type="checkbox"/>	<b>G</b> July	<input type="checkbox"/> <input type="checkbox"/> <input type="checkbox"/>	<b>B</b> February	<input type="checkbox"/> <input type="checkbox"/> <input type="checkbox"/>	<b>H</b> August	<input type="checkbox"/> <input type="checkbox"/> <input type="checkbox"/>	<b>C</b> March	<input type="checkbox"/> <input type="checkbox"/> <input type="checkbox"/>	<b>I</b> September	<input type="checkbox"/> <input type="checkbox"/> <input type="checkbox"/>	<b>D</b> April	<input type="checkbox"/> <input type="checkbox"/> <input type="checkbox"/>	<b>J</b> October	<input type="checkbox"/> <input type="checkbox"/> <input type="checkbox"/>	<b>E</b> May	<input type="checkbox"/> <input type="checkbox"/> <input type="checkbox"/>	<b>K</b> November	<input type="checkbox"/> <input type="checkbox"/> <input type="checkbox"/>	<b>F</b> June	<input type="checkbox"/> <input type="checkbox"/> <input type="checkbox"/>	<b>L</b> December	<input type="checkbox"/> <input type="checkbox"/> <input type="checkbox"/>
01 Full-time employee	05 Unemployed person																																						
02 Part-time employee	06 Student, unpaid intern																																						
03 Full-time entrepreneur-employer, sole proprietor, farmer without paid employees, freelancer, unpaid family worker	07 Old-age pensioner																																						
04 Part-time entrepreneur-employer, sole proprietor, farmer without paid employees, freelancer, unpaid family worker	08 Pensioner receiving pension for incapacity for work																																						
	09 Homemaker, person on parental leave																																						
	10 Conscript																																						
	12 Other inactive [RECORD].....																																						
<b>A</b> January	<input type="checkbox"/> <input type="checkbox"/> <input type="checkbox"/>	<b>G</b> July	<input type="checkbox"/> <input type="checkbox"/> <input type="checkbox"/>																																				
<b>B</b> February	<input type="checkbox"/> <input type="checkbox"/> <input type="checkbox"/>	<b>H</b> August	<input type="checkbox"/> <input type="checkbox"/> <input type="checkbox"/>																																				
<b>C</b> March	<input type="checkbox"/> <input type="checkbox"/> <input type="checkbox"/>	<b>I</b> September	<input type="checkbox"/> <input type="checkbox"/> <input type="checkbox"/>																																				
<b>D</b> April	<input type="checkbox"/> <input type="checkbox"/> <input type="checkbox"/>	<b>J</b> October	<input type="checkbox"/> <input type="checkbox"/> <input type="checkbox"/>																																				
<b>E</b> May	<input type="checkbox"/> <input type="checkbox"/> <input type="checkbox"/>	<b>K</b> November	<input type="checkbox"/> <input type="checkbox"/> <input type="checkbox"/>																																				
<b>F</b> June	<input type="checkbox"/> <input type="checkbox"/> <input type="checkbox"/>	<b>L</b> December	<input type="checkbox"/> <input type="checkbox"/> <input type="checkbox"/>																																				
<b>G36</b> 	<p>Which of the statuses listed above described You in general <b>in every month from January this year until the previous month</b>? <i>NB! Absence from work due to pregnancy or maternity leave, illness, injury, etc. should be regarded as working.</i></p> <table border="0"> <tr> <td><b>A</b> January</td> <td><input type="checkbox"/><input type="checkbox"/><input type="checkbox"/></td> </tr> <tr> <td><b>B</b> February</td> <td><input type="checkbox"/><input type="checkbox"/><input type="checkbox"/></td> </tr> <tr> <td><b>C</b> March</td> <td><input type="checkbox"/><input type="checkbox"/><input type="checkbox"/></td> </tr> <tr> <td><b>D</b> April</td> <td><input type="checkbox"/><input type="checkbox"/><input type="checkbox"/></td> </tr> <tr> <td><b>E</b> May</td> <td><input type="checkbox"/><input type="checkbox"/><input type="checkbox"/></td> </tr> <tr> <td><b>F</b> June</td> <td><input type="checkbox"/><input type="checkbox"/><input type="checkbox"/></td> </tr> </table>	<b>A</b> January	<input type="checkbox"/> <input type="checkbox"/> <input type="checkbox"/>	<b>B</b> February	<input type="checkbox"/> <input type="checkbox"/> <input type="checkbox"/>	<b>C</b> March	<input type="checkbox"/> <input type="checkbox"/> <input type="checkbox"/>	<b>D</b> April	<input type="checkbox"/> <input type="checkbox"/> <input type="checkbox"/>	<b>E</b> May	<input type="checkbox"/> <input type="checkbox"/> <input type="checkbox"/>	<b>F</b> June	<input type="checkbox"/> <input type="checkbox"/> <input type="checkbox"/>																										
<b>A</b> January	<input type="checkbox"/> <input type="checkbox"/> <input type="checkbox"/>																																						
<b>B</b> February	<input type="checkbox"/> <input type="checkbox"/> <input type="checkbox"/>																																						
<b>C</b> March	<input type="checkbox"/> <input type="checkbox"/> <input type="checkbox"/>																																						
<b>D</b> April	<input type="checkbox"/> <input type="checkbox"/> <input type="checkbox"/>																																						
<b>E</b> May	<input type="checkbox"/> <input type="checkbox"/> <input type="checkbox"/>																																						
<b>F</b> June	<input type="checkbox"/> <input type="checkbox"/> <input type="checkbox"/>																																						
<b>G34</b> 	<p>Which of the following describes Your status best <b>at this moment</b>? <i>NB! Absence from work due to pregnancy or maternity leave, illness, injury, etc. should be regarded as working. Odd jobs are also considered work!</i></p> <table border="0"> <tr> <td>01 Full-time employee</td> <td>05 Unemployed person</td> </tr> <tr> <td>02 Part-time employee</td> <td>06 Student, unpaid intern</td> </tr> <tr> <td>03 Full-time entrepreneur-employer, sole proprietor, farmer without paid employees, freelancer, unpaid family worker)</td> <td>07 Old-age pensioner</td> </tr> <tr> <td>04 Part-time entrepreneur-employer, sole proprietor, farmer without paid employees, freelancer, unpaid family worker</td> <td>08 Pensioner receiving pension for incapacity for work</td> </tr> <tr> <td></td> <td>09 Homemaker, person on parental leave</td> </tr> <tr> <td></td> <td>10 Conscript</td> </tr> <tr> <td></td> <td>12 Other inactive [RECORD].....</td> </tr> </table> <p><b>IF 5-12 CONTINUE GS1</b></p>	01 Full-time employee	05 Unemployed person	02 Part-time employee	06 Student, unpaid intern	03 Full-time entrepreneur-employer, sole proprietor, farmer without paid employees, freelancer, unpaid family worker)	07 Old-age pensioner	04 Part-time entrepreneur-employer, sole proprietor, farmer without paid employees, freelancer, unpaid family worker	08 Pensioner receiving pension for incapacity for work		09 Homemaker, person on parental leave		10 Conscript		12 Other inactive [RECORD].....																								
01 Full-time employee	05 Unemployed person																																						
02 Part-time employee	06 Student, unpaid intern																																						
03 Full-time entrepreneur-employer, sole proprietor, farmer without paid employees, freelancer, unpaid family worker)	07 Old-age pensioner																																						
04 Part-time entrepreneur-employer, sole proprietor, farmer without paid employees, freelancer, unpaid family worker	08 Pensioner receiving pension for incapacity for work																																						
	09 Homemaker, person on parental leave																																						
	10 Conscript																																						
	12 Other inactive [RECORD].....																																						
<b>GE1</b>	<p>Since the last Social Survey interview (if did not participate, then during 12 last months) have You changed Your place of employment or stopped working?  1 YES 2 NO → <b>H01</b></p>																																						
<b>GE2</b>	<p>What was <b>the main reason</b> for changing jobs or exiting employment?</p> <p>1 I wanted or I was offered a better job / I wanted to start entrepreneurship</p> <p>2 Termination of a fixed-date employment contract</p> <p>3 Due to the employer (removal or retiring earlier on employer's initiative, redundancy, liquidation/reorganization/going bankrupt/privatising of the enterprise/institution)</p> <p>4 Termination of entrepreneurship/farming</p> <p>5 Need to take care of children or other adult members of the family who need care, incl. parental leave</p> <p>6 Spouse's/partner's work necessitated a change of residence, marriage</p> <p>7 OTHER [RECORD].....</p> <p><b>CONTINUE → H01</b></p>																																						

**G.D. LAST JOB**

<b>GS1</b>	<p><b>INTERVIEWER CHECKPOINT.</b> IS THE PERSON A MEMBER OF A NEW HOUSEHOLD (HOUSEHOLD QUESTIONNAIRE BX)?  1 YES → <b>YF17</b> 2 NO</p>
<b>GS2</b>	<p><b>INTERVIEWER CHECKPOINT.</b> IS THE PERSON A NEW MEMBER IN A HOUSEHOLD (HOUSEHOLD QUESTIONNAIRE BA1)?  1 YES → <b>YF17</b> 2 NO</p>
<b>GS3</b>	<p><b>INTERVIEWER CHECKPOINT.</b> HAS THE PERSON STOPPED WORKING SINCE LAST YEAR'S INTERVIEW? (G35 AND G36)  1 YES → <b>G27</b> 2 NO</p>








<b>GS4</b>	<b>INTERVIEWER CHECKPOINT. DID THE PERSON ANSWER TO THE PERSONAL QUESTIONNAIRE LAST YEAR? (SAMPLE INFORMATION SHEET)</b> 1 YES → <b>H01</b> 2 NO
<b>YF17</b>	Have You ever worked? 1 YES 2 NO → <b>H01</b>
<b>G27</b>	When did You last have a job?
<b>A</b>	Year
<b>B</b>	Month
<b>GD6</b>	What was the full name of the <u>enterprise/institution</u> where you worked?.....
<b>GD7</b> <b>GD7n</b> <b>GD7k</b>	What was the main economic activity of this enterprise/institution? CLASS DESCRIPTION. FILLED AUTOMATICALLY..... 
<b>GD8</b>	Did you work in a branch of this enterprise/institution that has a different address? 1 Yes → <b>GD10</b> 2 No
<b>GD9</b>	Did you work in a branch of this enterprise/institution that has a different field of activity? 1 Yes 2 No → <b>YF18</b>
<b>G10</b>	Please indicate the full name of branch where you were employed.....
<b>GD11</b> <b>GD11n</b> <b>GD11k</b>	What was the main economic activity of this branch? CLASS DESCRIPTION. FILLED AUTOMATICALLY..... 
<b>YF18</b>	What was Your occupation? Please indicate your occupational title.....
<b>YF19</b> <b>YF19n</b> <b>YF19k</b>	Please describe the main tasks of your job. .... CLASS DESCRIPTION. FILLED AUTOMATICALLY..... 
<b>YF20</b>  <b>YF20 m</b>	Which of the following groups do You belong to? Are you an... 1 Employee 2 Employer with employee(s), farmer with paid employees → <b>GD12</b> 3 Sole proprietor, farmer without salaried labour force, freelancer → <b>GD12</b> 4 Unpaid family worker → <b>GD12</b> 5 OTHER [RECORD].....
<b>YF21</b>	Did You have any supervisory responsibilities (supervising other employees, taking responsibility for completion of some tasks etc)? 1 YES 2 NO → <b>GD3</b>
<b>GD2</b>	How many employees were under Your direct subordination? 
<b>GD5</b>	What kind of contract did you have? Was it... 1 written or 2 oral?
<b>GD3</b>	Was it a permanent or temporary job? 1 Permanent job → <b>G31</b> 2 Temporary job
<b>GD4</b>	Was your work contract or agreement for... 1 less than one year 2 one year or longer?
<b>GD12</b>	How many employees were there in this <u>enterprise/institution/local unit (incl. the respondent)</u> ? 1 1 to 10 2 11 or more
<b>G31</b>	How many hours per week did You usually do this job? <i>Hours actually worked are taken into account here.</i>           hours


## SECTION H. INCOME

### H.A. MONETARY INCOME FROM WAGE LABOUR

The following questions refer to the income received in the previous calendar year. This information is very important for the purposes of this survey as it allows to better analyse the distribution of poverty and wealth in Estonia. We would like You to answer the following questions as honestly as possible. All the information given by

You will be treated in a way that cannot be traced to You or Your household. **If possible could you use this year's income- tax-return as a reference.**

<b>H01</b>	Did You receive income from wage labour during the previous calendar year? 1 YES 2 NO → <b>H22 CHECK! H01 MUST BE 1, IF THE RESPONDENT HAS BEEN AN EMPLOYEE IN THE PREVIOUS CALENDAR YEAR (G35 = 1 OR 2)</b>	
<b>H02</b>	Would it be easier for You to indicate Your income received from wage labour for the whole previous year as... 1 average monthly wages or 2 total for the year? → <b>HA3</b> 3 DON'T KNOW OR DOESN'T WISH TO REVEAL ONE'S WAGES → <b>HA5</b>	
<b>HA1</b>	Would it be easier for You to indicate Your average monthly income received from wage labour...  1 together with the taxes (gross) or 2 as the amount You received (net)? → <b>HA2</b>	
<b>H03</b> 	Indicate the size of Your average monthly gross income received from wage labour in the previous calendar year. If You had an off-hour job besides Your main job for which You also received remuneration, please try to remember these amounts as well and take them into consideration. Please indicate the  <b>A</b> average monthly gross wages (from all jobs last year) <input type="text"/> <input type="text"/> <input type="text"/> <input type="text"/> <input type="text"/> <input type="text"/> <input type="text"/> <input type="text"/> kroons <b>C</b> For how many months did You receive remuneration? Number of months <input type="text"/> <input type="text"/> <b>CONTINUE H05</b>	
<b>HA2</b> 	Indicate the size of Your average monthly net income received from wage labour in the previous calendar year. . If You had an off-hour job besides Your main job for which You also received remuneration, please try to remember these amounts as well and take them into consideration. Please indicate the  <b>A</b> average monthly net wages (from all jobs last year) <input type="text"/> <input type="text"/> <input type="text"/> <input type="text"/> <input type="text"/> <input type="text"/> <input type="text"/> <input type="text"/> kroons <b>C</b> For how many months did You receive remuneration? Number of months <input type="text"/> <input type="text"/> <b>CONTINUE H05</b>	
<b>HA3</b>	Would it be easier for You to indicate Your income received from wage labour over the previous calendar year ...  1 together with the taxes (gross) or 2 as the amount You received (net)? → <b>HA4</b>	
<b>H04</b> 	Indicate the size of Your annual gross income received from wage labour in the previous calendar year. If You had an off-hour job besides Your main job for which You also received remuneration, please try to remember these amounts as well and take them into consideration. Please indicate the  annual gross wages <b>A</b> (as total received from all jobs in the previous calendar year) <input type="text"/> <input type="text"/> <input type="text"/> <input type="text"/> <input type="text"/> <input type="text"/> <input type="text"/> <input type="text"/> kroons <b>C</b> For how many months did You receive remuneration? Number of months <input type="text"/> <input type="text"/> <b>CONTINUE H05</b>	
<b>HA4</b> 	Indicate the size of Your annual net income received from wage labour in the previous calendar year If You had an off-hour job besides Your main job for which You also received remuneration, please try to remember these amounts as well and take them into consideration. Please indicate the  annual net wages <b>A</b> (as total received from all jobs in the previous calendar year) <input type="text"/> <input type="text"/> <input type="text"/> <input type="text"/> <input type="text"/> <input type="text"/> <input type="text"/> <input type="text"/> kroons <b>C</b> For how many months did You receive remuneration? Number of months <input type="text"/> <input type="text"/>	
<b>H05</b> 	Aside from regular wages it is also possible to receive additional remuneration. Try to remember whether You received any of the following payments in the previous calendar year.	
<b>A</b>	Vacation benefit	YES NO 1 2
<b>B</b>	Christmas benefit	1 2
<b>C</b>	Other holiday payments and benefits	1 2
<b>D</b>	Additional remuneration, performance pay	1 2
<b>E</b>	Overtime remuneration	1 2

<b>F</b>	Substitution remuneration	1	2
<b>G</b>	Part of mission expenses, which was not spent and remained to You	1	2
<b>H</b>	Annual bonus	1	2
<b>I</b>	Monetary income received from distribution of profit	1	2
<b>J</b>	Income received from realisation of options of shares or stock received as remuneration	1	2
<b>K</b>	Commissions	1	2
<b>L</b>	Tips	1	2
<b>M</b>	Other payments [RECORD].....	1	2
<b>IN CASE ALL WERE INDICATED 2 → H08A</b>			
<b>H06</b>	Did You include all these payments in the above-mentioned remuneration? 1 YES → <b>H08A</b> 2 NO		
<b>H07</b>	Indicate the total amount of payments that had <b>not been taken into consideration</b> .		
<b>B</b>	Annually received net remuneration (as total received from all jobs)       _ _ _ _ _ _ _  kroons <b>CONTINUE H08A</b>		
<b>HA5</b> 	Please indicate which of the following intervals Your average monthly net income received from wage labour in the previous calendar year falls into.  1 up to 3500 kroons 2 3501 – 5000 kroons 3 5001 – 7000 kroons 4 7001 – 9000 kroons 5 9001 – 11,000 kroons 6 11,001 – 16,000 kroons 7 16,001 kroons or more  <b>A</b> For how many months did You receive remuneration? Number of months  _ _ _		



Try to remember whether and how much Your employer made payments into pension funds and other insurance schemes in the previous calendar year.

<b>H08A</b>	Did Your (Estonian) employer pay the social tax (33%) from your wages... 1 to the full extent 2 not to the full extent 3 not at all? 4 DON'T KNOW
<b>H08B</b>	Did Your (Estonian) employer pay the unemployment insurance premium (0.3%/1%) from your wages... 1 to the full extent 2 not to the full extent 3 not at all? 4 DON'T KNOW
<b>H08C</b>	Did Your (Estonian) employer pay the income tax (21%) from your wages... 1 to the full extent 2 not to the full extent 3 not at all? 4 DON'T KNOW
<b>GB1 0D</b>	<b>INTERVIEWER CHECKPOINT. WERE H08A, H08B AND H08C ALL ANSWERED 1, 3 OR 4?</b> <b>1 YES → H10    2 NO</b>
<b>H09 A</b>	Could You indicate the amount on which the employer paid the above-mentioned taxes? 1 YES The amount on which the employer paid taxes in the previous year       _ _ _ _ _ _ _  kroons 2 NO
<b>H10</b>	Have You joined the 2nd pillar of pension insurance? 1 YES      2 NO → <b>H18</b>
<b>H11</b>	Indicate the amount withheld from Your wages into the 2nd pillar of pension insurance (2%) in the previous calendar year. IF THE RESPONDENT JOINED RECENTLY AND DID NOT YET PAY LAST YEAR, MARK 0! Payments made into the 2nd pillar of pension insurance       _ _ _ _ _ _ _  kroons

### H.B. INCOME IN KIND FROM WAGE LABOUR

The following questions refer to non-monetary income received from wage labour.




<b>A</b>	2 Loss, specify the amount 3 <b>BROKE EVEN → H30</b>	_ _ _ _ _ _ _  kroons → <b>H30</b>	
<b>HC5</b>	Would it be easier for You to indicate Your profit ...  1 with taxes charged on income (gross) or 2 without taxes (net)? → <b>H29</b>		
<b>H28</b> <b>A</b>	Please specify the profit received before taxation in the previous calendar year. 1 Profit before taxation 2 <b>DOESN'T WISH TO REVEAL THE PROFIT → HC1</b>		
<b>H29</b>	How large was Your net profit in the previous calendar year? Net profit (profit after taxation) <b>DOESN'T WISH TO REVEAL THE PROFIT → HC1</b>		
<b>HC1</b> 	Please indicate into which of the following intervals Your net profit received from enterprise in the previous calendar year falls. 1 up to 1500 kroons 2 1501 – 5000 kroons 3 5001 – 15,000 kroons 4 15,001 – 30,000 kroons 5 30,001 – 50,000 kroons 6. 50,001 kroons or more		
<b>H30</b>	Did You use the enterprise car, van or any other motor vehicle (e.g. motorcycle, moped, boat, tractor) for private purposes? 1 YES      2 NO → <b>H33</b>		
<b>H31</b> <b>A</b> <b>B</b> <b>C</b>	Specify the type, make and year of production of this vehicle. Type of the vehicle (car, bus, etc.) ..... Make and model of the vehicle (Nissan Almera, Ford Focus, etc.)..... Year of production of the vehicle  _ _ _ _ _		
<b>H32</b>	How many months did You use this vehicle in the previous calendar year? Number of months  _ _ _		
<b>H33</b> 	Did You as an entrepreneur use the following types of income in kind from self-employment (by including them into enterprise expenses) in the previous calendar year. If YES, then estimate their approximate value. <i>NB! Compensation of work-related expenses should not be taken into account!</i>		
		YES	A. Approximate value in the previous calendar year
<b>A</b>	Assets taken into own use	1	_ _ _ _ _ _  kroons 2
<b>B</b>	Motor fuel compensation by enterprise	1	_ _ _ _ _ _  kroons 2
<b>C</b>	Use of public transportation compensated by enterprise	1	_ _ _ _ _ _  kroons 2
<b>D</b>	Food at work received free or at a reduced price	1	_ _ _ _ _ _  kroons 2
<b>N</b>	Service charges paid by enterprise	1	_ _ _ _ _ _  kroons 2
<b>E</b>	Use of apartment for free or under favourable conditions	1	_ _ _ _ _ _  kroons 2
<b>F</b>	(Mobile) phone or postal services compensated by enterprise	1	_ _ _ _ _ _  kroons 2
<b>G</b>	Health services or medical goods compensated by employer	1	_ _ _ _ _ _  kroons 2
<b>H</b>	Training not related to work but compensated by enterprise	1	_ _ _ _ _ _  kroons 2
<b>I</b>	Sporting possibilities provided by enterprise free of charge or at reduced prices	1	_ _ _ _ _ _  kroons 2
<b>J</b>	Holiday trip paid by enterprise	1	_ _ _ _ _ _  kroons 2
<b>K</b>	Foodstuffs	1	_ _ _ _ _ _  kroons 2
<b>L</b>	Use of equipment and/or other tools (e.g. power saw, lawnmower, etc.)	1	_ _ _ _ _ _  kroons 2
<b>M</b>	OTHER [RECORD].....	1	_ _ _ _ _ _  kroons 2
<b>HC2</b>	Did You receive in the previous calendar year royalties, remuneration or payment under contract for creative or scientific work (articles, research work, etc.), which You did not count under profit/loss received from enterprise? 1 YES → <b>H35</b> 2 NO → <b>H36</b>		
<b>H34</b>	Did You receive in the previous calendar year royalties, remuneration or payment under contract for creative or scientific work (articles, research work, etc.)? 1 YES      2 NO → <b>H36</b>		

<b>H35</b>	How large was Your income received in the previous calendar year for creative or scientific work?	
<b>B</b>	Net income in the previous calendar year	_____ kroons
<b>C</b>	How many months did You receive this income? Number of months	_____
<b>H36</b>	<b>INTERVIEWER CHECKPOINT.</b> IN THE PREVIOUS YEAR, WAS THE RESPONDENT ENGAGED IN REGISTERED SELF-EMPLOYMENT AND GAVE INFORMATION ABOUT IT (SEE <b>H22=1</b> )? 1 YES                      2 NO → <b>HC6</b>	

Try to remember if and how much You paid taxes in the previous calendar year.


<b>H37</b>	Did You pay in advance for yourself in the previous calendar year...		YES	A. Amount paid in the previous calendar year	NO
<b>A</b>	social tax (33%)?	1	_____ kroons	2	
<b>B</b>	income tax (22%)?	1	_____ kroons	2	
<b>H38</b>	Have You joined the 2nd pillar of pension insurance? 1 YES                      2 NO → <b>HC6</b>				
<b>H39</b>	Specify the amount of payments made into the 2nd pillar of pension insurance from income of enterprise in the previous calendar year. IF THE RESPONDENT JOINED RECENTLY AND DID NOT YET PAY LAST YEAR, INDICATE 0! Payments made into the 2nd pillar of pension insurance                      _____ kroons				

<b>HC6</b>	Were in You in the previous year an owner of a private limited company, public limited company, general partnership or commercial association? 1 YES 2 NO → <b>H46</b>				
<b>HC7</b> 	Did You as an entrepreneur use the following types of income in kind from self-employment (by including them into enterprise expenses) in the previous calendar year? If YES, then estimate their approximate value. <i>NB! Compensation of work-related expenses should not be taken into account!</i>				
		YES	A. Approximate value in the previous calendar year	NO	
<b>A</b>	Assets taken into own use	1	_____ kroons	2	
<b>B</b>	Motor fuel compensation by enterprise	1	_____ kroons	2	
<b>C</b>	Use of public transportation compensated by enterprise	1	_____ kroons	2	
<b>D</b>	Food at work received free or at a reduced price	1	_____ kroons	2	
<b>N</b>	Service charges paid by enterprise	1	_____ kroons	2	
<b>E</b>	Use of apartment for free or under favourable conditions	1	_____ kroons	2	
<b>F</b>	(Mobile) phone or postal services compensated by enterprise	1	_____ kroons	2	
<b>G</b>	Health services or medical goods compensated by employer	1	_____ kroons	2	
<b>H</b>	Training not related to work but compensated by enterprise	1	_____ kroons	2	
<b>I</b>	Sporting possibilities provided by enterprise free of charge or at reduced prices	1	_____ kroons	2	
<b>J</b>	Holiday trip paid by enterprise	1	_____ kroons	2	
<b>K</b>	Foodstuffs	1	_____ kroons	2	
<b>L</b>	Use of equipment and/or other tools (e.g. power saw, lawnmower, etc.)	1	_____ kroons	2	
<b>M</b>	OTHER [RECORD].....	1	_____ kroons	2	

### H.D. INCOME FROM UNREGISTERED SELF-EMPLOYMENT


The following questions refer to unregistered enterprise. Try to remember how much **income You by yourself received** from unregistered enterprise. If several household members are connected to it, then **please divide the received income between the members** according to the contribution.

IF THE INCOME IS DIVIDED BETWEEN THE MEMBERS, CHECK IF ALL THE MEMBERS HAVE GIVEN ANSWERS TO THIS SECTION.

<b>H46</b> 	Did You receive monetary income from the following activities in the previous calendar year? <i>NB! Production expenses should be deducted from incomes.</i>			
	YES	A. Income received in the previous calendar year	NO	
<b>A</b>	Private provision of services for a fee to other persons or households (e.g. baby-sitting, domestic help, helping on a farm, etc.) 1	<input type="text"/> <input type="text"/> <input type="text"/> <input type="text"/> <input type="text"/> <input type="text"/> <input type="text"/> <input type="text"/> kroons	2	
<b>B</b>	Income from the sale of self-made consumer goods (e.g. handicrafts, souvenirs, etc.) 1	<input type="text"/> <input type="text"/> <input type="text"/> <input type="text"/> <input type="text"/> <input type="text"/> <input type="text"/> <input type="text"/> kroons	2	
<b>C</b>	Income from the sale of self-made foodstuffs (e.g. pies, waffles, shashlik, etc.) 1	<input type="text"/> <input type="text"/> <input type="text"/> <input type="text"/> <input type="text"/> <input type="text"/> <input type="text"/> <input type="text"/> kroons	2	
<b>D</b>	Income from intermediary commercial transactions 1	<input type="text"/> <input type="text"/> <input type="text"/> <input type="text"/> <input type="text"/> <input type="text"/> <input type="text"/> <input type="text"/> kroons	2	
<b>E</b>	Income from agricultural or forestry activities (e.g. income received from the sale of horticultural or agricultural products, live animals and poultry, livestock and poultry-farming products, bee-keeping products, timber, etc.) 1	<input type="text"/> <input type="text"/> <input type="text"/> <input type="text"/> <input type="text"/> <input type="text"/> <input type="text"/> <input type="text"/> kroons	2	
<b>F</b>	OTHER [RECORD]..... 1	<input type="text"/> <input type="text"/> <input type="text"/> <input type="text"/> <input type="text"/> <input type="text"/> <input type="text"/> <input type="text"/> kroons	2	
<b>H47</b>	Did You receive profit in kind from unregistered enterprise in the previous calendar year (e.g. fuel received for transport of hay, firewood received for forest felling, etc.)? <i>NB! Production costs should be excluded from income!</i>			
	YES	[RECORD]	A. Approximate value in the previous calendar year	NO
<b>A</b>	1	.....	<input type="text"/> <input type="text"/> <input type="text"/> <input type="text"/> <input type="text"/> <input type="text"/> <input type="text"/> <input type="text"/> kroons	2
<b>B</b>	1	.....	<input type="text"/> <input type="text"/> <input type="text"/> <input type="text"/> <input type="text"/> <input type="text"/> <input type="text"/> <input type="text"/> kroons	2
<b>C</b>	1	.....	<input type="text"/> <input type="text"/> <input type="text"/> <input type="text"/> <input type="text"/> <input type="text"/> <input type="text"/> <input type="text"/> kroons	2

### H.E. PROPERTY INCOME


The following questions refer to property income received in the previous calendar year. If You were engaged in registered enterprise (except self-employed): private limited company, general partnership, limited partnership, commercial association, public limited company and took out the earned profit, then indicate here the received income.

<b>H49</b>	Did You receive any of the following income in the previous calendar year? <i>Indicate net income!</i>			
	YES	A. Amount in the previous calendar year	NO	
<b>B</b>	Interest income from bonds 1	<input type="text"/> <input type="text"/> <input type="text"/> <input type="text"/> <input type="text"/> <input type="text"/> <input type="text"/> <input type="text"/> kroons	2	
<b>C</b>	Dividend income from securities (i.e. shares, stocks) 1	<input type="text"/> <input type="text"/> <input type="text"/> <input type="text"/> <input type="text"/> <input type="text"/> <input type="text"/> <input type="text"/> kroons	2	
<b>E</b>	OTHER [RECORD]..... 1	<input type="text"/> <input type="text"/> <input type="text"/> <input type="text"/> <input type="text"/> <input type="text"/> <input type="text"/> <input type="text"/> kroons	2	
<b>IF EVERYTHING WAS ANSWERED 2 → HE1B</b>				
<b>H50</b>	What was the amount of taxes that You paid on Your income in the previous calendar year? Income tax paid on property income in the previous calendar year <input type="text"/> <input type="text"/> <input type="text"/> <input type="text"/> <input type="text"/> <input type="text"/> <input type="text"/> <input type="text"/> kroons			
<b>HE1B</b>	Did any bank pay You interests on the amount on Your current or savings account in the previous year? 1 Yes      2 No → <b>HK1</b>			
<b>HE1C</b>	Can you indicate the exact amount the bank paid you as interest? 1 Yes <b>A</b> Amount received <input type="text"/> <input type="text"/> <input type="text"/> <input type="text"/> <input type="text"/> <input type="text"/> <input type="text"/> <input type="text"/> kroons → <b>HK1</b> 2 No			
<b>HE2</b> 	Please indicate into which of the following intervals the amount of interests paid to you would fall. 1 up to 10 kroons 2 11 – 50 kroons 3 51 – 250 kroons 4 251 – 500 kroons			





<b>H52</b>	Did You receive pension for incapacity for work or any other benefits relating to disability (disabled child allowance, disability allowance for a person not less than 16 years of age, caregiver's allowance, etc.) in the previous calendar year?	
<b>A</b>	1 YES	
<b>B</b>	The amount received in the previous calendar year	_ _ _ _  kroons
	How many months did You receive it?	_ _  months
	2 NO	
<b>H53</b>	Did You receive the survivor's pension or any other benefits relating to the loss of a provider in the previous calendar year?	
<b>A</b>	1 YES	
<b>B</b>	The amount received in the previous calendar year	_ _ _ _  kroons
	How many months did You receive it?	_ _  months
	2 NO	
<b>HF9</b>	<b>INTERVIEWER CHECKPOINT. DID THE RESPONDENT RECEIVE OLD-AGE, INCAPACITY FOR WORK OR SURVIVORS' PENSION LAST YEAR (H51=1 OR H52=1 OR H53=1) AND LIVES IN TALLINN?</b>	
	1 YES                      2 NO → <b>H54</b>	
<b>HF10</b>	In the previous calendar year, did You receive a one-off benefit paid by the city of Tallinn to pensioners?	
	1 YES	
	2 NO	
<b>H54</b>	Did You receive sickness benefits paid during Your own sickness or that of Your child in the previous calendar year? Do not take into account maternity benefit and adoption benefit (household questionnaire D11). THIS BENEFIT MAY BE RECEIVED ONLY BY A PERSON WHO WORKS AT THAT TIME (SEE G35).	
	1 YES	
<b>A</b>	The amount received in the previous calendar year	_ _ _ _  kroons
<b>B</b>	How many days did You receive it?	_ _ _  days
	2 NO	
<b>HF6</b>	Did You receive the unemployment insurance benefit paid by the Estonian Unemployment Insurance Fund, in the previous calendar year?	
	1 YES	
<b>A</b>	Net amount received in the previous calendar year	_ _ _ _  kroons
<b>B</b>	How many months did You receive it?	_ _  months
	2 NO	
<b>H56</b>	Did You receive setting-up aid to start a business in the previous calendar year?	
	1 YES	
<b>A</b>	The amount received in the previous calendar year	_ _ _ _  kroons
	2 NO	
<b>H55</b>	Did You receive the <b>unemployment benefit, the stipend paid to an unemployed person or the travel and accommodation benefit</b> paid by the Labour Market Board in the previous calendar year? Do not take into consideration redundancy payments, the unemployment insurance benefit and setting-up aid to start a business.	
	1 YES	
<b>A</b>	The amount received in the previous calendar year	_ _ _ _  kroons
<b>B</b>	How many months did You receive it?	_ _  months
	2 NO	
<b>HF1</b>	Did You receive a redundancy payment in 2008 and/or 2009?	
	1 YES                      The amount received  _ _ _ _  kroons	
	2 NO → <b>H57</b>	
<b>HF2</b>	How much of the received redundancy payment did You use up in the previous calendar year?	
<b>A</b>	1  _ _ _ _  kroons → <b>H57</b>	
	2 I DON'T KNOW	
<b>B</b>	When did You receive that amount?	in year  _ _ _ _
<b>C</b>		in month  _ _
<b>D</b>	How many months' wages was this payment equal to? Number of months  _ _	





<b>H57</b> 	Did You receive any education-related benefits in the previous year?			
	YES	A. Amount received in the previous calendar year	NO	
<b>G</b>	Education allowance	1	_____ kroons	2
<b>A</b>	State stipend	1	_____ kroons	2
<b>B</b>	Scholarship or grant awarded by a fund or organisation located in Estonia	1	_____ kroons	2
<b>C</b>	Scholarship or grant awarded by a foreign state	1	_____ kroons	2
<b>D</b>	Student loan written-off to a certain extent	1	_____ kroons	2
<b>H</b>	OTHER [RECORD] .....	1	_____ kroons	2
<b>HF7</b>	<b>INTERVIEWER CHECKPOINT. WAS THE RESPONDENT A CONSCRIPT IN THE PREVIOUS CALENDAR YEAR (G35A–L=10)?</b> 1 YES 2 NO → <b>H58</b>			
<b>HF8</b>	In what amount did you receive the conscript's benefit in the previous calendar year?			
<b>A</b>	The amount received in the previous calendar year	_____ kroons		
	How many months did You receive it?	_____ months		
<b>H58</b>	Did You receive in the previous calendar year any other support/benefit/pension not mentioned above (support upon release from custodial institution, compensation paid to a victim of a criminal offence, starting in life allowance for an orphan, etc.)?			
	YES	[RECORD]	A. Amount received in the previous calendar year	NO
<b>A</b>	1	.....	_____ kroons	2
<b>B</b>	1	.....	_____ kroons	2

#### H.G. TAXES ON INCOME

<b>H59</b>	Did You pay an additional amount of tax due to be paid on the income received in 2008 (an additional amount of tax was paid in 2009)? 1 YES 2 NO → <b>H64</b>
<b>H60</b>	Who paid the additional amount of income tax and for whom?  1 I paid the additional amount of income tax only for myself → <b>H63</b> 2 I paid the additional amount of income tax both for myself and for other members of the household or → <b>H62</b> 3 The additional amount of income tax was paid by another member of the household both for himself or herself as well as for me
<b>H61</b>	Please specify the name of the member of the household who paid the additional amount of income tax for you. <b>A</b> Name ..... Year of birth _____ <b>CONTINUE H64</b>
<b>H62</b>	Please specify the name(s) of this (these) household member(s) for whom You paid the additional amount of income tax. <b>A</b> Name..... Year of birth _____ <b>B</b> Name..... Year of birth _____ <b>C</b> Name..... Year of birth _____
<b>H63</b>	What was the amount of the additional amount of tax paid on Your income in the previous calendar year?  Additional amount of tax paid on income in the previous calendar year _____ kroons
<b>H64</b>	Did You receive income tax return for the 2008 income (income tax return was received in 2009) for instance for loan interests, education costs, higher tax-free minimum? <i>NB! Income tax returns for education costs and interests on student loans should be included here.</i>  1 YES <b>A</b> Income tax return for the income received in the previous year _____ kroons 2 NO

## H.I. INTRA-HOUSEHOLD SHARING OF RESOURCES




I'm going to ask you a few more questions concerning the household's decision-making when it comes to finances.

<b>L06a</b>	<b>INTERVIEWER CHECKPOINT: IS IN THIS HOSEHOLD AT LEAST TWO MEMBERS 16+ ? (Y&gt;1 and YX&gt;15)</b> 1 YES 2 NO→YG1
<b>L06b</b>	<b>INTERVIEWER CHECKPOINT: DOES THE RESPONDENT HAVE ANY PERSONAL INCOME?</b> 1 YES 2 NO→L08
<b>L07</b> 	What part of your personal income do you keep separate from the common household budget? (The money need not be on a separate account, the separation may be mental) Do you keep 1 all of your income 2 more than half 3 about half 4 less than half separate or 5 give all your income into the common budget?
<b>L08</b>	Do you have a bank account? 1 Yes →L10 2 No
<b>L09</b>	Do you have the right to withdraw money from someone else's bank account? 1 Yes 2 No
<b>L10</b>	Do you feel free to spend money on yourself without consulting with other household members (on your hobbies, leisure, consumption)... 1 always 2 sometimes 3 never or almost never?
<b>L11</b>	<b>INTERVIEWER CHECKPOINT: DOES THE RESPONDENT HAVE A SPOUSE OR PARTNER LIVING IN THE SAME HOUSEHOLD? (THE FOLLOWING QUESTIONS ARE ASKED ONLY FROM RESPONDENTS WITH A SPOUSE/PARTNER IN THE HOUSEHOLD).</b> 1 YES 2 NO→ L20
<b>L12</b>	When making inportant decisions, is the final decision usually more likely to be ... 1 Yours 2 Your partner's 3 equally both's?
<b>L13</b>	Is the person more likely to make everyday shopping decisions for the household.. 1 You 2 Your partner 3 the decision-making is balanced?
<b>L14</b> 	Is the person more likely to make decisions about purchasing expensive consumer durables (fridge, TV etc) for the family or oneself... 1 You 2 Your partner 3 the decision-making is balanced 4 you have never had the need to purchase consumer durables?
<b>L15</b> 	Is the person more likely to make decisions about taking a loan for the household (from a bank or acquaintances)... 1 You 2 Your partner 3 the decision-making is balanced 4 you have never had the need to borrow jointly?
<b>L16</b> 	Is the person more likely to make decisions about using mutual savings ... 1 You 2 Your partner 3 the decision-making is balanced 4 You have no mutual savings 5 you have never had the need to use mutual savings?

<b>L17</b>	How many years have you continuously lived with your partner? .....years
<b>L18</b>	<b>INTERVIEWER CHECKPOINT: ARE THERE ANY CHILDREN UNDER THE AGE OF 16 IN THE HOUSEHOLD?</b> 1 YES 2 NO → <b>YG1</b>
<b>L19</b>	Is the person more likely to make decisions about important expenses on children under 16... 1 You 2 Your partner 3 the decision-making is balanced?
<b>L20</b>	Do you feel free to spend money on the needs of children under 16 in the family without consulting with other household members (incl. Giving them pocket money) ... 1 always 2 sometimes 3 never or almost never?

## SECTION I. HEALTH

Finally, I will ask You a few questions about Your health.

<b>YG1</b> 	What is Your general assessment of Your health? 1 Very good                      3 Neither good nor bad 2 Good                            4 Bad 5 Very bad
<b>YG2</b>	Do You have any long-term (chronic) illness or health problem? <i>NB! Seasonal (e.g. hay fever) or recurrent health problems should also be considered as long-term.</i> 1 YES              2 NO
<b>YG3</b>	Thinking of previous six months, to what extent have You been restricted due to a health problem in activities that people usually do? Would You say that You have been ...  1 substantially restricted 2 restricted, but not substantially 3 not restricted at all? → <b>I04</b>
<b>YG4</b>	Do you need outside help to manage? 1 no 2 sometimes 3 day-by-day?
<b>I04</b>	Have You been in a situation in the previous 12 months where You needed to consult or get help from a <b>family physician</b> but did not get help or consultation? 1 YES              2 NO → <b>I06</b>
<b>I05</b> 	What was the <b>main</b> reason why You could not consult or get help from a family physician? 01 I could not afford it for economic reasons                      06 Too far, transport problems 02 I had no time due to work, taking care of children or others                      07 Waitlist too long 03 I was afraid (of a doctor, hospital, examination, treatment)                      08 I did not have valid health insurance 04 I did not know any good doctor who I could see                      10 Other reason 05 I wanted to wait and see if the health problem                      [RECORD] ..... would disappear by itself
<b>I06</b>	Have You been in a situation in the previous 12 months where You needed to consult or get help from a <b>dentist</b> but did not get help or consultation? <i>NB! Orthodontists and prostheses specialists (doctors) should also be taken into account here.</i> 1 YES              2 NO → <b>I08</b>
<b>I07</b> 	What was the <b>main</b> reason why You could not consult or get help from a dentist? 01 I could not afford it for economic reasons                      06 Too far, transport problems 02 I had no time due to work, taking care of children or others                      07 Waitlist too long 03 I was afraid (of a doctor, hospital, examination, treatment)                      08 I did not have valid health insurance 04 I did not know any good doctor who I could see                      09 I did not have a referral 05 I wanted to wait and see if the health problem                      10 Other reason would disappear by itself                      [RECORD] .....
<b>I08</b>	Have You been in a situation in the previous 12 months where You needed to consult or get help from a <b>medical specialist</b> but did not get help or consultation? 1 YES              2 NO → <b>I12</b>



<b>A16</b>	COMMENTS ABOUT THE INTERVIEW [WRITE ABOUT ALL DISTURBING FACTORS] May remain unfilled. ..... ..... ..... ..... ..... .....
<b>A17</b>	INITIAL STATUS OF QUESTIONNAIRE <i>Filled only in computer!</i> 1 – INCOMPLETE 2 – ENTERED 3 – TO BE SPECIFIED 4 – COMPLETED
<b>A18</b>	FINAL STATUS OF QUESTIONNAIRE <i>Filled only in computer!</i> 1 – SENT 2 – UNSENT