

ESTONIAN SOCIAL SURVEY 2012

Household questionnaire

SECTION A. INTERVIEWER'S SECTION	2
SECTION X. TRACING	4
SECTION YA. HOUSEHOLD CHARACTERISTICS	5
SECTION YB. HOUSEHOLD RELATIONS.....	7
SECTION YC. DEMOGRAPHIC DATA.....	8
SECTION C. LIVING CONDITIONS.....	12
SECTION D. ECONOMIC WELFARE.....	15
SECTION F. PRODUCTION FOR OWN CONSUMPTION	20
SECTION E. PLANNED CHANGE OF RESIDENCE.....	22
INTERVIEWER'S SECTION (CONTINUATION).....	24

Household number |__|__|__|__|__|__|

Split number |__|__|

SECTION A. INTERVIEWER'S SECTION

Kviis	MODE OF INTERVIEW 1 LAPTOP INTERVIEW 2 PAPER QUESTIONNAIRE	
Rez	REGIME: 1 - INTERVIEWER 2 - ENCODER	
Kys	CODE OF INTERVIEWER _ _ _ _	
Kpk	SURVEY AREA _ _ _ _	
Kjuht	INTERVIEWER MANAGER'S AREA _	
A01	DATE OF INTERVIEW A01K. DATE OF CONTINUATION IN CASE OF INTERRUPTION	
A	_ _ DAY	_ _ DAY
B	_ _ MONTH	_ _ MONTH
C	_ _ _ YEAR	_ _ _ YEAR
A02	STARTING TIME OF THE INTERVIEW IN CASE OF INTERRUPTION, STARTING TIME OF CONTINUATION	
A	_ _ HOUR	_ _ HOUR
B	_ _ MINUTES	_ _ MINUTES
A03	PLACE OF INTERVIEW 1 RESPONDENT'S PLACE OF RESIDENCE 2 RESPONDENT'S WORKPLACE/SCHOOL 3 PLACE OF RESIDENCE OF RESPONDENT'S RELATIVES OR ACQUAINTANCES 4 INTERVIEWER'S WORKPLACE/ PLACE OF RESIDENCE 6 ELSEWHERE, (WRITE WHERE)	
A04	HOUSEHOLD'S PLACE OF RESIDENCE Village/borough/town/city.....	
A04AK	Area code _ _ _ _ Filled automatically!	
Tyypnimi	Settlement type (village/borough/town/city) Filled automatically!	
Tyyp	Settlement type code _ Filled automatically!	
Valdnimi	Township/city name Filled automatically!	
Vald	Township/city code _ _ _ Filled automatically!	
MK	County Filled automatically!	
Maakond	County code _ _ Filled automatically!	

QUESTIONNAIRE USER'S INSTRUCTIONS:

- THE FIRST COLUMN CONTAINS THE CHARACTERISTIC'S NAME
- THE ROUTINGS WITH DIRECTIONS FOR WHAT QUESTION TO CONTINUE WITH, WHEN THEY ARE NEEDED, CAN BE FOUND IN THE LAST COLUMN OR BEHIND AN ANSWER OPTION
- WHEN NECESSARY THE ROUTING CAN BE FOUND IN FRONT OF THE QUESTION
- THE TEXT IN *ITALICS* IS ADDITIONAL INFORMATION FOR THE INTERVIEWER
- THE INTERVIEWER MUST READ THE TEXT UP TO THE SENTENCE TERMINATOR: A DOT OR A QUESTION MARK. IF THE DOT OR QUESTION MARK IS AT THE END OF THE ANSWER OPTIONS, THEN THOSE MUST BE READ TO THE RESPONDENT AS WELL.
- WHEN AN ANSWER OPTION HAS THREE DOTS IN FRONT OF IT, THE INTERVIEWER MUST REREAD THE QUESTION BEFORE EVERY ANSWER OPTION.
- THE OPTION "OTHER" MUST BE READ TO THE RESPONDENT IF IT IS NOT CAPITALIZED, AND NOT BE READ WHEN IT IS CAPITALIZED.
- CAPITALIZED TEXT IS MEANT AS ADDITIONAL INFORMATION FOR THE INTERVIEWER AND IT IS NOT READ TO THE RESPONDENT

THE ☀ SIGN INDICATES THAT THE CARD BOOK SHOULD BE USED TO SHOW THE RESPONDENT RESPONSE OPTIONS TO THE QUESTION. THE DATA ENTRY PROGRAMME IN THE LAPTOP USES THE WORD "CARD" TO INDICATE THIS NEED.

DEFINITIONS

Household is a group of people who live in a common dwelling (at the same address) and share joint financial and/or food resources. Persons included in the household are members of the household. A household may also consist of one member only.

Household number is a special identifying code of the household, which is given to the household upon inclusion into the survey. The household number is given to the interviewer with his sample information.

Temporarily absent primarily means that the person who is absent will presumably return to the household after the end of her trip, studies, or other engagement. In general, the respondent can decide whether the contact with the person who is absent is close enough to consider her a member of the household. If the person who is absent has formed her own family and lives on her own on a permanent basis, she is not considered a member of the respondent's household. Even if, for example, she may still have her own room at her parents' house and she may receive regular financial help from the parent household.

Sample household is a household, which contains at least one sample person.

Sample persons are all household members, who were 14 years old or older on January 1st of the survey year when the household was first included in the survey. It is indicated in the protocol whether the member is a sample person. Only sample persons are traced.

New household member is a household member who has joined the sample person's household after the previous time the household was interviewed for the Estonian Social Survey.

Guest is a person who does not belong to the household but has spent at least three months in the household during the previous calendar year.

Initial household is a sample household where at least one household member is a sample person living in the same dwelling as during the previous survey year. If none of the households to which sample persons belong live at the same address, the initial household is considered to be the one containing the sample person with the smallest personal number.

Split-off household is a new household formed by a sample person who has left the initial household and started to live separately.

New household is a household that is included in the survey as of this year.

Split number is a two-figure code, which shows the division of the initial household. The split number of a new household and of most initial households is 00. An interviewer gives the split number to new split-off households: it is the first vacant split number displayed to the interviewer by the data entry program.

Household member's number is a special identifying code that each person is attributed upon their inclusion into the survey. The household member's number or the personal ID is formed according to a fixed regulation from Eurostat. Each household member's number is unique and it consists of three parts: the household number (6 figures) + the split number (2 figures) + the reference number of the person (2 figures). **A household member's number is unchangeable throughout her time in the survey.**

For household members known from the previous year's interview, the household member's number is given to the interviewer to take along on the sample information sheet. From there the interviewer writes the numbers into question XX1 of section X. In section YA, the interviewer takes the last four figures of the household member's numbers of the known members from section X or from the protocol (in case of split-off households). The interviewer gives the last four figures to new members or to the members of new households as follows:

1) to new members in the split-off or initial household

- a) the first two figures: split number – looks from the household questionnaire;
- b) the next two figures: the first vacant reference number of a household member in this household – data entry program gives automatically;

2) to the members of a new household

- a) the first two figures: split number – always 00;
- b) the next two figures: the reference number of a household member – according to the column number (YX1).

The interviewer cannot give the last four figures of the household member's number to a person who has participated in the survey last year but has moved to another sample household (new members in the initial or split-off household (BX = 1 or 2 and BA1 = 1) and who also participated last year (BA4 = 1), or a member of a new household (BX = 3) who participated in the survey last year as well (BA4 = 1)). The described situation is exceptional. As a result the interviewer must very thoroughly double-check it.

SECTION X. TRACING

NB! **SECTION X IS NOT FILLED FOR SPLIT-OFF OR NEW HOUSEHOLDS** (SEE DEFINITIONS ON PAGE 3).


WRITE THE DATA FROM THE SAMPLE INFORMATION SHEET IN THE SAME ORDER ABOUT ALL THE (KNOWN) HOUSEHOLD MEMBERS OF THE SURVEYED HOUSEHOLD INTO THE FOLLOWING TABLE.

I will read out the names of the people who belonged to this household last year. Please state about each of them whether they are currently members of your household.

XX1	Reference number of the household member	1	2	3	4	5	6
→	WRITE HOUSEHOLD MEMBER'S NUMBER	<input type="text"/>	<input type="text"/>	<input type="text"/>	<input type="text"/>	<input type="text"/>	<input type="text"/>
X1	FIRST NAME	<input type="text"/>	<input type="text"/>	<input type="text"/>	<input type="text"/>	<input type="text"/>	<input type="text"/>
X2	GENDER: 1 MALE 2 FEMALE	<input type="text"/>	<input type="text"/>	<input type="text"/>	<input type="text"/>	<input type="text"/>	<input type="text"/>
X3	DATE OF BIRTH	<input type="text"/>	<input type="text"/>	<input type="text"/>	<input type="text"/>	<input type="text"/>	<input type="text"/>
A	DATE	<input type="text"/>	<input type="text"/>	<input type="text"/>	<input type="text"/>	<input type="text"/>	<input type="text"/>
B	MONTH	<input type="text"/>	<input type="text"/>	<input type="text"/>	<input type="text"/>	<input type="text"/>	<input type="text"/>
C	YEAR	<input type="text"/>	<input type="text"/>	<input type="text"/>	<input type="text"/>	<input type="text"/>	<input type="text"/>
D	AGE (1 January 2012)	<input type="text"/>	<input type="text"/>	<input type="text"/>	<input type="text"/>	<input type="text"/>	<input type="text"/>

IF THE PERSONAL DATA DIFFERS SUBSTANTIALLY, IT IS NECESSARY TO ASK WHETHER OR NOT YOU ARE TALKING ABOUT THE SAME PERSON.

X4	Is ... Your household member? 1 YES 2 NO	<input type="text"/>	<input type="text"/>	<input type="text"/>	<input type="text"/>	<input type="text"/>	<input type="text"/>	1→X10
X5	<div>☀</div> For what reason is he/she not in the household? 21 has moved to a separate household 23 is dead 24 has left for a long time (more than 6 months) to a collective household or an institutional establishment within the boundaries of the country 25 has gone abroad (for more than 6 months) 26 OTHER [WRITE]	<input type="text"/>	<input type="text"/>	<input type="text"/>	<input type="text"/>	<input type="text"/>	<input type="text"/>	23, 24, 25, 26 → X7
X6	<div>☀</div> Indicate ...'s new address. A Street, house, apartment B Settlement C Township D County E Contact telephone	<input type="text"/>	<input type="text"/>	<input type="text"/>	<input type="text"/>	<input type="text"/>	<input type="text"/>	

	Number of household member	1	2	3	4	5	6	
A	WRITE THE SPLIT NUMBER OF A NEW HOUSEHOLD (THE FIRST VACANT SPLIT NUMBER)	<input type="text"/>	<input type="text"/>	<input type="text"/>	<input type="text"/>	<input type="text"/>	<input type="text"/>	
X7	When did ... depart the household (die)?							
A	Month	<input type="text"/>	<input type="text"/>	<input type="text"/>	<input type="text"/>	<input type="text"/>	<input type="text"/>	
B	Year	<input type="text"/>	<input type="text"/>	<input type="text"/>	<input type="text"/>	<input type="text"/>	<input type="text"/>	
X8	For how many months was ... in the household in the previous calendar year?	<input type="text"/>	<input type="text"/>	<input type="text"/>	<input type="text"/>	<input type="text"/>	<input type="text"/>	
X9	 What was the main social status of ... in the previous calendar year? He or she was 1 at work 2 unemployed 3 in retirement or in early retirement 4 homemaker, conscript, pupil, student, incapacitated, other inactive person.	<input type="text"/>	<input type="text"/>	<input type="text"/>	<input type="text"/>	<input type="text"/>	<input type="text"/>	
X10	INTERVIEWER CHECKPOINT. DOES THE TABLE INCLUDE THE DATA ABOUT ALL THE GIVEN HOUSEHOLD MEMBERS? 1 YES 2 NO	<input type="text"/>	<input type="text"/>	<input type="text"/>	<input type="text"/>	<input type="text"/>	<input type="text"/>	2 →X4

SECTION YA. HOUSEHOLD CHARACTERISTICS

BX	HOUSEHOLD IS: 1 INITIAL HOUSEHOLD 2 SPLIT-OFF HOUSEHOLD 3 NEW HOUSEHOLD
-----------	---

WRITE THE DATA OF ALL THE MEMBERS OF THE HOUSEHOLD INTO THE TABLE BELOW. WITH AN **INITIAL HOUSEHOLD**, WRITE FIRST THE KNOWN MEMBERS WHO STILL BELONG TO THE HOUSEHOLD FROM SECTION X AND AFTER THEM NEW MEMBERS. IN CASE OF A **SPLIT-OFF HOUSEHOLD**, WRITE FIRST THE KNOWN MEMBERS FROM THE PROTOCOL AND THEN THE NEW HOUSEHOLD MEMBERS. IN CASE OF A **NEW HOUSEHOLD** ENTER THE MEMBERS IN A FREELY SELECTED ORDER.

The first part of the survey concerns the structure of your household and general information about the members of your household. A household is a group of people who live in a common dwelling (at the same address) and share joint financial and/or food resources. Persons included in the household are members of the household. A household may also consist of one member only.

HOUSEHOLD MEMBERS ARE PEOPLE WHO SHARE IN THE HOUSEHOLD'S EXPENSES, LIVE IN THE COMMON DWELLING AND HOLD NO PERMANENT RESIDENCE ELSEWHERE. TEMPORARILY ABSENT HOUSEHOLD MEMBERS SHOULD BE CONSIDERED MEMBERS IF THEY:

- HAVE NO OTHER MAIN DWELLING, HAVE RETAINED ECONOMIC TIES WITH THE HOUSEHOLD AND THEIR ABSENCE IS NOT SHORTER THAN 6 MONTHS.
- ARE CHILDREN ABSENT DUE TO STUDIES OR A PARTNER ABSENT DUE TO WORK.

Y	How many people belong to your household? <input type="text"/>
----------	--


Please state the names of your household members.

YX1	Column number	01	02	03	04	05	06	
Y0	First name	
YA1	Please indicate /Y0/'s gender. 1 – male 2 – female	<input type="text"/>	<input type="text"/>	<input type="text"/>	<input type="text"/>	<input type="text"/>	<input type="text"/>	
YA2	Indicate the date of birth of ... Day Month Year	<input type="text"/> <input type="text"/> <input type="text"/>	<input type="text"/> <input type="text"/> <input type="text"/>	<input type="text"/> <input type="text"/> <input type="text"/>	<input type="text"/> <input type="text"/> <input type="text"/>	<input type="text"/> <input type="text"/> <input type="text"/>	<input type="text"/> <input type="text"/> <input type="text"/>	
YX2	ROUTE QUESTION: Person's current age (A01-YA2)	<input type="text"/>	<input type="text"/>	<input type="text"/>	<input type="text"/>	<input type="text"/>	<input type="text"/>	<=13 → YX4 14 → YA5
YA3 ☀	What is the legal marital status of /Y0/'? 1 Single, never been married 2 Married 3 Divorced 4 Widowed	<input type="text"/>	<input type="text"/>	<input type="text"/>	<input type="text"/>	<input type="text"/>	<input type="text"/>	1,3,4 → YA5
YA4	Does ... live with his/her legal spouse? 1 Yes 2 No	<input type="text"/>	<input type="text"/>	<input type="text"/>	<input type="text"/>	<input type="text"/>	<input type="text"/>	1 → YA6
YA5	Is /Y0/ married by common law? 1 Yes 2 No	<input type="text"/>	<input type="text"/>	<input type="text"/>	<input type="text"/>	<input type="text"/>	<input type="text"/>	
YX4	ROUTE QUESTION: Person's current age (A01-YA2)	<input type="text"/>	<input type="text"/>	<input type="text"/>	<input type="text"/>	<input type="text"/>	<input type="text"/>	<=14 → BA1
YA6 ☀	Is /Y0/ currently... 1 at work 2 unemployed 3 in retirement or early retirement 4 other (homemaker, incapacitated for work, pupil, student etc)	<input type="text"/>	<input type="text"/>	<input type="text"/>	<input type="text"/>	<input type="text"/>	<input type="text"/>	
YX6	ROUTE QUESTION: Person's current age (A01-YA2)	<input type="text"/>	<input type="text"/>	<input type="text"/>	<input type="text"/>	<input type="text"/>	<input type="text"/>	<=15 >=25 → BA1
YA7	Is /Y0/ currently enrolled in a comprehensive school, vocational school or university? 1 Yes 2 No	<input type="text"/>	<input type="text"/>	<input type="text"/>	<input type="text"/>	<input type="text"/>	<input type="text"/>	

BA1	Is /Y0/ a new member in the household? 1 Yes 2 No	<input type="checkbox"/>	<input type="checkbox"/>	<input type="checkbox"/>	<input type="checkbox"/>	<input type="checkbox"/>	<input type="checkbox"/>	2→ BA4
BA2	Was /Y0/ born into the household? 1 Yes 2 No	<input type="checkbox"/>	<input type="checkbox"/>	<input type="checkbox"/>	<input type="checkbox"/>	<input type="checkbox"/>	<input type="checkbox"/>	1→ BA5
BA3 A B	Indicate when /Y0/ came to the household? Month Year	<input type="checkbox"/> <input type="checkbox"/> <input type="checkbox"/> <input type="checkbox"/> <input type="checkbox"/> <input type="checkbox"/> <input type="checkbox"/>	<input type="checkbox"/> <input type="checkbox"/> <input type="checkbox"/> <input type="checkbox"/> <input type="checkbox"/> <input type="checkbox"/> <input type="checkbox"/>	<input type="checkbox"/> <input type="checkbox"/> <input type="checkbox"/> <input type="checkbox"/> <input type="checkbox"/> <input type="checkbox"/> <input type="checkbox"/>	<input type="checkbox"/> <input type="checkbox"/> <input type="checkbox"/> <input type="checkbox"/> <input type="checkbox"/> <input type="checkbox"/> <input type="checkbox"/>	<input type="checkbox"/> <input type="checkbox"/> <input type="checkbox"/> <input type="checkbox"/> <input type="checkbox"/> <input type="checkbox"/> <input type="checkbox"/>	<input type="checkbox"/> <input type="checkbox"/> <input type="checkbox"/> <input type="checkbox"/> <input type="checkbox"/> <input type="checkbox"/> <input type="checkbox"/>	
BA7	Did /Y0/ spend 6 months or more abroad, in hospital, in the army or another institution last year? 1 Yes 2 No	<input type="checkbox"/>	<input type="checkbox"/>	<input type="checkbox"/>	<input type="checkbox"/>	<input type="checkbox"/>	<input type="checkbox"/>	
BA4	Did /Y0/ participate in ESS between February – July 2009? 1 Yes 2 No	<input type="checkbox"/>	<input type="checkbox"/>	<input type="checkbox"/>	<input type="checkbox"/>	<input type="checkbox"/>	<input type="checkbox"/>	
BA5	4 LAST DIGITS OF THE HOUSEHOLD MEMBER'S NUMBER	<input type="checkbox"/> <input type="checkbox"/> <input type="checkbox"/> <input type="checkbox"/>	<input type="checkbox"/> <input type="checkbox"/> <input type="checkbox"/> <input type="checkbox"/>	<input type="checkbox"/> <input type="checkbox"/> <input type="checkbox"/> <input type="checkbox"/>	<input type="checkbox"/> <input type="checkbox"/> <input type="checkbox"/> <input type="checkbox"/>	<input type="checkbox"/> <input type="checkbox"/> <input type="checkbox"/> <input type="checkbox"/>	<input type="checkbox"/> <input type="checkbox"/> <input type="checkbox"/> <input type="checkbox"/>	
BA6	INTERVIEWER CHECKPOINT. DOES THE TABLE INCLUDE THE DATA ABOUT ALL HOUSEHOLD MEMBERS? 1 YES 2 NO	<input type="checkbox"/>	<input type="checkbox"/>	<input type="checkbox"/>	<input type="checkbox"/>	<input type="checkbox"/>	<input type="checkbox"/>	2→Y0 one member →YD20

SECTION YB. HOUSEHOLD RELATIONS.

Next we will ask about relations of kinship in the household to determine your household type. THE RELATIONS HAVE TO BE ASKED BY ROWS. FIRST WRITE DOWN WHO THE SECOND PERSON IS TO THE FIRST, THEN THE THIRD PERSON TO THE FIRST, THE THIRD PERSON TO THE SECOND AND SO ON. THE DATA ENTRY PROGRAMME PROVIDES THE CORRECT NAMES FOR EACH QUESTION.



YB1 	Who is /Y0 in column 2 to //Y0 in column 1? 01 Spouse or partner 02 Child (incl. adopted) 03 Foster child (incl. partner's or spouse's child who is not a biological child) 04 Parent 05 Foster parent (incl. for partner's/spouse's child who is not a biological child) 06 Grandparent (incl. their Partner who is not a biological grandparent) 07 Grandchild (incl.	→	1	2	3	4	5	6	7	8	9	10	11
	1	■	■	■	■	■	■	■	■	■	■	■	■
	2		■	■	■	■	■	■	■	■	■	■	■
	3			■	■	■	■	■	■	■	■	■	■
	4				■	■	■	■	■	■	■	■	■
	5					■	■	■	■	■	■	■	■
	6						■	■	■	■	■	■	■
	7							■	■	■	■	■	■


	Adopted or a spouse's/partner's grandchild who is not a biological grandchild) 08 Daughter/son-in-law (incl. (foster) child's spouse or partner) 09 Mother/father-in-law (incl. spouse's/partner's (foster) parent) 12 Sister/brother (incl. step sister/brother) 10 Other relative or non-relative	8								■	■	■	■
		9									■	■	■
		10										■	■
		11											■
		12											

SECTION YC. DEMOGRAPHIC DATA

Next we will ask about the demographic data of your household.

YD20	What is the main language spoken in your home?
YD20n	1 Estonian
YD20k	2 Russian
	3 OTHER. WRITE.....

YX1	Column number	01	02	03	04	05	06	
YC1	What is the ethnic nationality of /Y0/?	<input type="text"/>	<input type="text"/>	<input type="text"/>	<input type="text"/>	<input type="text"/>	<input type="text"/>	
YC1n	1 Estonian	
YC1k	2 Russian	
	3 Other [RECORD]	<input type="text"/>	<input type="text"/>	<input type="text"/>	<input type="text"/>	<input type="text"/>	<input type="text"/>	
YC2	Indicate the citizenship of /Y0/.	<input type="text"/>	<input type="text"/>	<input type="text"/>	<input type="text"/>	<input type="text"/>	<input type="text"/>	
YC2n	1 Estonian	
YC2k	2 Russian	
	3 Other [RECORD]	<input type="text"/>	<input type="text"/>	<input type="text"/>	<input type="text"/>	<input type="text"/>	<input type="text"/>	
	9 Unspecified							
B07a	Indicate the second citizenship of /Y0/.	<input type="text"/>	<input type="text"/>	<input type="text"/>	<input type="text"/>	<input type="text"/>	<input type="text"/>	
	6 OTHER [RECORD]	
	7 There is no other	<input type="text"/>	<input type="text"/>	<input type="text"/>	<input type="text"/>	<input type="text"/>	<input type="text"/>	
YC3	Indicate the country of birth of /Y0/.	 Estonia → BA5X
YC3k	CHECKPOINT: IF YA2 YEAR BETWEEN 1920-1945 AN ADDITIONAL TEXT APPEARS:	
	SPECIFY IF PERSON WAS BORN IN PETSERI COUNTY OR THE AREA BEHIND RIVER NARVA IN THE FORMER TERRITORIES OF THE ESTONIAN REPUBLIC THAT NO LONGER BELONG TO ESTONIA. IF YES, WRITE THE FORMER ESTONIAN TERRITORY OF PETSERIMAA OR THE AREAS BEHIND RIVER NARVA.	<input type="text"/>	<input type="text"/>	<input type="text"/>	<input type="text"/>	<input type="text"/>	<input type="text"/>	
B05 A	From which year has /Y0/ lived in Estonia?							
B	Year	<input type="text"/>	<input type="text"/>	<input type="text"/>	<input type="text"/>	<input type="text"/>	<input type="text"/>	
	IF FROM 2011 OR 2012 THEN ASK Month	<input type="text"/>	<input type="text"/>	<input type="text"/>	<input type="text"/>	<input type="text"/>	<input type="text"/>	

BA5X	INTERVIEWER CHECKPOINT. DOES THE PERSON BELOW TO A NEW HOUSEHOLD? 1 YES 2 NO	<input type="checkbox"/>	<input type="checkbox"/>	<input type="checkbox"/>	<input type="checkbox"/>	<input type="checkbox"/>	<input type="checkbox"/>	2 → B08
BA5A	INTERVIEWER CHECKPOINT. WAS THE PERSON BORN BETWEEN JULY 2009 AND JUNE 2010? 1 YES 2 NO	<input type="checkbox"/>	<input type="checkbox"/>	<input type="checkbox"/>	<input type="checkbox"/>	<input type="checkbox"/>	<input type="checkbox"/>	1→ BA8B
BA5B	INTERVIEWER CHECKPOINT. WAS THE PERSON BORN IN JULY 2010 OR LATER? 1 YES 2 NO	<input type="checkbox"/>	<input type="checkbox"/>	<input type="checkbox"/>	<input type="checkbox"/>	<input type="checkbox"/>	<input type="checkbox"/>	1→ BA8C
BA5C	INTERVIEWER CHECKPOINT. WAS THE PERSON BORN IN JULY 2011 OR LATER? 1 YES 2 NO	<input type="checkbox"/>	<input type="checkbox"/>	<input type="checkbox"/>	<input type="checkbox"/>	<input type="checkbox"/>	<input type="checkbox"/>	
BA8A	In 2009, was /Y0/ abroad, in hospital, the army or another institution for 6 months or longer? 1 Yes 2 No	<input type="checkbox"/>	<input type="checkbox"/>	<input type="checkbox"/>	<input type="checkbox"/>	<input type="checkbox"/>	<input type="checkbox"/>	
BA8B	In 2010, was /Y0/ abroad, in hospital, the army or another institution for 6 months or longer? 1 Yes 2 No	<input type="checkbox"/>	<input type="checkbox"/>	<input type="checkbox"/>	<input type="checkbox"/>	<input type="checkbox"/>	<input type="checkbox"/>	
BA8C	In 2011, was /Y0/ abroad, in hospital, the army or another institution for 6 months or longer? 1 Yes 2 No	<input type="checkbox"/>	<input type="checkbox"/>	<input type="checkbox"/>	<input type="checkbox"/>	<input type="checkbox"/>	<input type="checkbox"/>	
B08	Does /Y0/ currently live... 1 with his or her household 2 temporarily separately 3 alone?	<input type="checkbox"/>	<input type="checkbox"/>	<input type="checkbox"/>	<input type="checkbox"/>	<input type="checkbox"/>	<input type="checkbox"/>	1 → B10 3 → B10
B09 	Why is /Y0/ living separately? Is the reason... 1 Studies 2 Work 3 Military service 4 Hospitalisation 5 Imprisonment? 6 OTHER [RECORD]	<input type="checkbox"/>	<input type="checkbox"/>	<input type="checkbox"/>	<input type="checkbox"/>	<input type="checkbox"/>	<input type="checkbox"/>	

B10	DOES THE TABLE INCLUDE THE DATA ABOUT ALL HOUSEHOLD MEMBERS? 1 YES 2 NO	<input type="text"/>	<input type="text"/>	<input type="text"/>	<input type="text"/>	<input type="text"/>	<input type="text"/>	1→B11 2→YC1
------------	---	----------------------	----------------------	----------------------	----------------------	----------------------	----------------------	----------------

The following questions refer to the children of Your household.

B11	Are there any 0-14-(inc. 14-) year-old children in Your household? 1 YES 2 NO → BK1						
B12	The current age of the child	<input type="text"/>	<input type="text"/>	<input type="text"/>	<input type="text"/>	<input type="text"/>	
BX3	WRITE THE COLUMN NUMBER OF THE QUESTION YX1	<input type="text"/>	<input type="text"/>	<input type="text"/>	<input type="text"/>	<input type="text"/>	
	Child's first name	
B13 A	Looking at a typical week of the schoolyear, does the child attend a hobby group (baby schools, sports clubs, art clubs, music school etc)? 1 YES Number of hours per week in all hobby groups 2 NO	<input type="text"/> <input type="text"/> hours	<input type="text"/> <input type="text"/> hours	<input type="text"/> <input type="text"/> hours	<input type="text"/> <input type="text"/> hours	<input type="text"/> <input type="text"/> hours	1 → B15
B14 ☀	Why doesn't the child attend a hobby group? 1 We can't afford it 2 There are no hobby groups near the dwelling 3 The child does not want to go anywhere 4 The child does not have the time 5 The child is too small 6 the queue is too long/ no vacancies 8 you do not consider it important for the child to attend a hobby group? 8 OTHER [RECORD]	<input type="text"/> 	<input type="text"/> 	<input type="text"/> 	<input type="text"/> 	<input type="text"/> 	
BX4	INTERVIEWER CHECKPOINT: IF THE CHILD WAS BORN IN 2012, CONTINUE WITH QUESTION B17						
B15	Does the child attend school or school for children with special needs? 1 YES 2 NO	<input type="text"/>	<input type="text"/>	<input type="text"/>	<input type="text"/>	<input type="text"/>	2 → B16
B15a	On an average school week, how many hours does the child spend in class?	<input type="text"/> hours	<input type="text"/> hours	<input type="text"/> hours	<input type="text"/> hours	<input type="text"/> hours	
BL1 A	Does the child attend a long day or remedial group at school on usual schooldays? 1 YES Number of hours in a usual schoolweek 2 NO	<input type="text"/> <input type="text"/> hours	<input type="text"/> <input type="text"/> hours	<input type="text"/> <input type="text"/> hours	<input type="text"/> <input type="text"/> hours	<input type="text"/> <input type="text"/> hours	→ BL7

B16	Does the child attend kindergarten, a crèche, preparatory courses for children of pre-school age or a pre-school on usual schoolweek? 1 YES Number of hours in a usual schoolweek 2 NO	<input type="checkbox"/> <input type="checkbox"/> hours	<input type="checkbox"/> <input type="checkbox"/> hours	<input type="checkbox"/> <input type="checkbox"/> hours	<input type="checkbox"/> <input type="checkbox"/> hours	<input type="checkbox"/> <input type="checkbox"/> hours	2 → B17
BL3	Does the child attend some other day care centre which provides care as well as supervision? 1 YES Number of hours in a usual week 2 NO	<input type="checkbox"/> <input type="checkbox"/> hours	<input type="checkbox"/> <input type="checkbox"/> hours	<input type="checkbox"/> <input type="checkbox"/> hours	<input type="checkbox"/> <input type="checkbox"/> hours	<input type="checkbox"/> <input type="checkbox"/> hours	
BL7	Does the child attend some day care centre on a unusual school- or kindergartenday? 1 YES Number of hours in a usual week 2 NO	<input type="checkbox"/> <input type="checkbox"/> hours	<input type="checkbox"/> <input type="checkbox"/> hours	<input type="checkbox"/> <input type="checkbox"/> hours	<input type="checkbox"/> <input type="checkbox"/> hours	<input type="checkbox"/> <input type="checkbox"/> hours	
BL5	How many hours in a usual week of the school-year is the child looked after by... A ... relatives, acquaintances, neighbors etc free of charge; B ... a hired nanny? [WRITE 00 IF YOU DO NOT USE THE LISTED OPTION]	<input type="checkbox"/> <input type="checkbox"/> hours	<input type="checkbox"/> <input type="checkbox"/> hours	<input type="checkbox"/> <input type="checkbox"/> hours	<input type="checkbox"/> <input type="checkbox"/> hours	<input type="checkbox"/> <input type="checkbox"/> hours	→ BX5
B17	How many hours in a usual week of the school-year is the child looked after by... A ... relatives, acquaintances, neighbors etc free of charge; B ... a hired nanny D ... staff of a day care centre? [WRITE 00 IF YOU DO NOT USE THE LISTED OPTION]	<input type="checkbox"/> <input type="checkbox"/> hours <input type="checkbox"/> <input type="checkbox"/> hours <input type="checkbox"/> <input type="checkbox"/> hours	<input type="checkbox"/> <input type="checkbox"/> hours <input type="checkbox"/> <input type="checkbox"/> hours <input type="checkbox"/> <input type="checkbox"/> hours	<input type="checkbox"/> <input type="checkbox"/> hours <input type="checkbox"/> <input type="checkbox"/> hours <input type="checkbox"/> <input type="checkbox"/> hours	<input type="checkbox"/> <input type="checkbox"/> hours <input type="checkbox"/> <input type="checkbox"/> hours <input type="checkbox"/> <input type="checkbox"/> hours	<input type="checkbox"/> <input type="checkbox"/> hours <input type="checkbox"/> <input type="checkbox"/> hours <input type="checkbox"/> <input type="checkbox"/> hours	
BX5	INTERVIEWER CHECKPOINT: IS THE CHILD 7 OR YOUNGER ON THE DAY OF THE INTERVIEW? YES → BL6 NO → B18						
BL6	How many hours in a usual work-week is the child at home without adult supervision (on his/her own)?	<input type="checkbox"/> <input type="checkbox"/> hours	<input type="checkbox"/> <input type="checkbox"/> hours	<input type="checkbox"/> <input type="checkbox"/> hours	<input type="checkbox"/> <input type="checkbox"/> hours	<input type="checkbox"/> <input type="checkbox"/> hours	
B18	INTERVIEWER CHECKPOINT. DOES THE TABLE INCLUDE DATA ABOUT ALL 0-14-YEAR-OLD CHILDREN? 1 YES 2 NO	<input type="checkbox"/>	<input type="checkbox"/>	<input type="checkbox"/>	<input type="checkbox"/>	<input type="checkbox"/>	2 → B12

B19	Does Your household have to pay for child care? <i>NB! Only monetary payments should be taken into account.</i> 1 YES 2 NO → BK1
B20	Please specify the total amount Your household spends on child care in a month? <i>NB! The total amount spent on all children should be taken into account.</i> Amount per month <input type="text"/> <input type="text"/> <input type="text"/> <input type="text"/> <input type="text"/> <input type="text"/> <input type="text"/> euros.

The following questions refer to guests who spent at least three months in Your household. FOR DEFINITION SEE PAGE 3.

BK1	Did someone who did not belong to the household spend at least three months in the household in the previous calendar year (i.e. were there guests)? 1 YES 2 NO → C00A							
↓	Reference number of the guest	1	2	3	4	5	6	
BK2	First name	
BK3	What is the gender of ...? 1 MALE 2 FEMALE	<input type="text"/>	<input type="text"/>	<input type="text"/>	<input type="text"/>	<input type="text"/>	<input type="text"/>	
BK4 A B C	Indicate the date of birth of ... Day Month Year	<input type="text"/> <input type="text"/> <input type="text"/>	<input type="text"/> <input type="text"/> <input type="text"/>	<input type="text"/> <input type="text"/> <input type="text"/>	<input type="text"/> <input type="text"/> <input type="text"/>	<input type="text"/> <input type="text"/> <input type="text"/>	<input type="text"/> <input type="text"/> <input type="text"/>	
BK5	Indicate the number of months ... was in the household in the previous calendar year. Number of months	<input type="text"/>	<input type="text"/>	<input type="text"/>	<input type="text"/>	<input type="text"/>	<input type="text"/>	
BK6 ☀	Indicate the main social status of ... in the previous calendar year. He or she was 1 at work 2 unemployed 3 in retirement or in early retirement 4 homemaker, conscript, pupil, student incapacitated for work, other inactive?	<input type="text"/>	<input type="text"/>	<input type="text"/>	<input type="text"/>	<input type="text"/>	<input type="text"/>	
BK7	Where there more guests? 1 YES 2 NO	<input type="text"/>	<input type="text"/>	<input type="text"/>	<input type="text"/>	<input type="text"/>	<input type="text"/>	1 → BK2 2 → C00A

SECTION C. LIVING CONDITIONS


The following questions concern the principal dwelling of Your household. Please answer the following questions.

C00A	INTERVIEWER CHECKPOINT. IS THIS A NEW OR SPLIT-OFF HOUSEHOLD (BX>1)? 1 YES → YD4 2 NO
C00B	INTERVIEWER CHECKPOINT. HAS THE HOUSEHOLD CHANGED THEIR DWELLING COMPARED TO LAST YEAR (THERE IS AN ADDRESS SPECIFICATION IN THE PROTOCOL)? 1 YES 2 NO → YD6

YD4 ☀	In what type of building is the dwelling of Your household? <i>Your dwelling is the space where you spend most of your free time, incl. sleeping time.</i> 1 One-family dwelling, farm house 2 Two-family dwelling 3 Terraced house 4 Apartment or room in a residential building with fewer than 10 dwellings 5 Apartment or room in a residential building with more than 10 dwellings 6 Hostel 7 OTHER [RECORD].....		
YD5	When was the house built? <i>If you don't know exactly, give an approximate estimate.</i> _ _ _ _ →YD6		
C02A	Has the number of the rooms or square meters changed, comparing to the last questioning? 1 YES 2 NO →M01		
YD6	How many rooms belong to Your household? _ _		
YD6A	Is there a at least 4 square meters large separated kitchen in Your dwelling, which You did not count as a room, but which is used by Your household also for other purposes as cooking e.g. eating. 1 YES 2 NO		
YD7	What is the living area in Your household's use in square meters? To find the useful area add up the area of the dwelling's rooms, kitchen and internal utility rooms. _ _ _		
M01	Do You have a shortage of space in the dwelling? 1 YES 2 NO		
M02	Do You have electricity in the dwelling? 1 YES 2 NO→YD9		
M03	Do the electrical installatons (such as wiring, contacts, sockets and other permanent electrical installations) satisfy the general requirements of Your household? <i>Are the electrical installations in Your dwelling adequate?</i> 1 YES 2 NO		
YD9	Is your dwelling... 1 connected to a central network of sewers 3 lacking a sewage treatment facility. 2 part of a local sewage disposal		
YD10	Does your dwelling have cold running water? 1 Yes 2 No		
YD11	Does your dwelling have hot running water? 1 Yes 2 No		
C00D	INTERVIEWER CHECKPOINT. DOES THE DWELLING HAVE RUNNING WATER (YD10=1 and/or YD11=1)? 1 YES 2 NO → YD12		
M04	Do the water installatons (such as pipes, taps, drainage and outlets) satisfy the general requirements of Your household? <i>Are the water installations in Your dwelling adequate?</i> 1 YES 2 NO		
YD12 ☀	What kind of a toilet is there in Your dwelling? IF SEVERAL OPTIONS APPLY, MARK THE ONE WITH THE SMALLEST REFERENCE NUMBER. 1 There is a flushing toilet in the dwelling 4 The toilet is outside 2 The flushing toilet is in shared use 5 There is no toilet 3 There is a non-flushing toilet inside the house		
YD13	What kind of washing facilities are there in Your dwelling? IF SEVERAL OPTIONS APPLY, MARK THE ONE WITH THE SMALLEST REFERENCE NUMBER. 1 There is a separate bath or shower in the dwelling 2 The bath or shower is used by several households 3 It is not possible to use a bath or shower in the dwelling		
YD14	Does Your household have... 1 a separate sauna 2 a sauna used by several households 3 no sauna?		
YD15 ☀	What kind of heating facilities is the dwelling furnished with?		
A	Central heating?	Yes 1	No 2
B	Local heating?	1	2
C	Stove heating?	1	2
D	Electric heating?	1	2
E	Other?	1	2
YD15m	Specify.		

M05 ☀	Does Your household use for private use some of the following renewable energy sources? Do You use...		
		Yes	No
A	Fuelwood <i>etc</i> ?	1	2
B	solar power to produce warm water?	1	2
C	solar batteries to produce electricity?	1	2
D	geothermal energy?	1	2
E	Other?	1	2
M5m	Specify.....		
M5S	INTERVIEWER CHECKPOINT. WAS THERE MORE THAN 1 ANSWER TO THE QUESTION M05 A-E? 1 YES → M06 2 NO → M07		
M06 ☀	Does Your household use for private use some of the following renewable energy sources? Do You use...		
		Yes	No
A	Fuelwood <i>etc</i> ?	1	2
B	solar power to produce warm water?	1	2
C	solar batteries to produce electricity?	1	2
D	geothermal energy?	1	2
E	Other?		
M07	Is Your dwelling comfortably warm during winter time? 1 YES 2 NO		

M08	Does Your household have an air conditioner? 1 YES 2 NO					
M09	Is Your dwelling comfortably cold during summer time? 1 YES 2 NO					
M10 ☀	How high is Your overall satisfaction with the dwelling? 1 Very dissatisfied 2 Dissatisfied 3 Satisfied 4 Very satisfied					
M11 ☀	Please rate the accessibility (i.g. only the physical access, the adequacy of the opening hours) of the following services. <i>If the service is not used, note 5!</i>					
		With great difficulty	With some difficulty	Easily	Very easily	Don't use the service
	1 grocery services	1	2	3	4	5
	2 banking services	1	2	3	4	5
	3 postal services	1	2	3	4	5
	4 public transport	1	2	3	4	5
	5 primary health care services	1	2	3	4	5
	6 compulsory school	1	2	3	4	5
C07	Do you have any of the following problems with your dwelling / accommodation?					
		YES	NO			
	1 A leaking roof	1	2			
	2 Damp walls, floor or basement	1	2			
	3 Rotten window frames or floor	1	2			
	4 Too dark, not enough light	1	2			
YD8 ☀	What is the condition of your dwelling? 1 the dwelling is new or recently renovated 3 the dwelling has some shortcomings 2 the dwelling is in good condition 4 the dwelling has considerable and important shortcomings					
C08	Do you have the following problems related to the place where you live? Do you have problems with					
		YES, it is a problem	YES, but it is not a problem	NO		
A	1 ...noise from neighboring apartments or outside (traffic, business, factory, etc)	1	2	3		
B	2 pollution, grime or other environmental problems like smoke, dust, unpleasant smells and/or polluted water.	1	2	3		


C10	Do you have any of the following problems related to the place where you live: Crime, violence and vandalism in the local area? 1 YES 2 NO
M12	Does Your household expects to be forced to leave the dwelling or expects to change the dwelling in the next 6 months. 1 Yes – household will be forced to leave the dwelling CONTINUE → M13 2 Yes – household plans to change the dwelling CONTINUE → YD1 3 No – household does not expect any change of the dwelling CONTINUE → YD1
M13  M13m	What is the main reason for the expectation to be forced to leave the dwelling? 1 Household will be forced to leave, since notice has been/will be given by the landlord on termination of the contract 2 Household will be forced to leave, since notice has been/will be given by the landlord in the absence of a formal contract 3 Household will be forced to leave because of eviction 4 Household will be forced to leave for financial difficulties 5 Household will be forced to leave for some other reasons Specify.....

SECTION D. ECONOMIC WELFARE

I will now ask You a few questions about the economic welfare and livelihood of Your household.


YD1	Who is the owner of Your dwelling? 1 Dwelling belongs to our household (member of the household) → DV2 2 Dwelling belongs to some other private owner (private person or a company) 3 Dwelling belongs to state/local authority
DV3	Does the employer provide you this dwelling? 1 YES 2 NO
YD3	Is your rent agreement with the owner in writing or oral? 1 In writing 2 Oral
YD2	Under what conditions do You use this dwelling? 1 Rent at market price 2 Rent below market price 3 Use it free of charge? → DV2
DV1 A B	Name the household member(s) in whose name the lease of the household's dwelling is. <i>If the lease is in the name of one member, write 00 instead of the second member's number.</i> Member's column number (YX1) <input type="text"/> <input type="text"/> Member's column number (YX1) <input type="text"/> <input type="text"/>
D02	How much do You pay for rent monthly on average? <i>Rent is the amount paid to the owner of the dwelling but excluding payments for public utilities and service charges.</i> Average monthly rent <input type="text"/> <input type="text"/> <input type="text"/> <input type="text"/> <input type="text"/> <input type="text"/> euros
D22A	Has the household been in arrears, i.e. has been unable to pay rent on time due to financial difficulties, in the last twelve months? 1 Yes, once 2 Yes, two times or more 3 No → D03
DV2 A B	Name the household member(s) that the dwelling belongs to or to whom it is given to use free of charge. <i>If the dwelling belongs to or is given only to one member for use, write 00 instead of the second member's number.</i> Member's column number (YX1) <input type="text"/> <input type="text"/> Member's column number (YX1) <input type="text"/> <input type="text"/>
D03 A	Did You receive the subsistence benefit in the previous calendar year? 1 YES Total amount received in the previous calendar year <input type="text"/> <input type="text"/> <input type="text"/> <input type="text"/> <input type="text"/> <input type="text"/> euros 2 NO
D08a	Does Your household have (had in the previous year) a home loan, housing loan or some other loan on real estate guarantee? 1 YES 2 NO → DV4

D08f	Is/was the loan taken for your main dwelling, another dwelling or expenses unrelated to any dwelling? 1 for the dwelling you currently reside in 2 for another dwelling → DV4 3 for expenses unrelated to any dwelling? → DV4		
D22B	Has the household been in arrears, i.e. has been unable to pay on time due to financial difficulties, in the last twelve months for this loan? 1 Yes, once 2 Yes, two times or more 3 No		
D08g	What is this loan taken for? 1 Only to buy or build the dwelling 2 To buy and refurbish the dwelling 3 Only to refurbish the dwelling → DV4		
D08h	Did You make repayments for this loan during the previous year? 1 YES → D08b 2 NO		
D08d ☀ A B C D E	Please indicate what is Your loan contract's ... year of conclusion loan amount term of loan the current yearly interest rate of the loan the total amount of repayment a month CONTINUE → DV4		
D08b ☀ A B C D E	Please indicate what is Your loan contract's ... year of conclusion loan amount term of loan the current yearly interest rate of the loan the total amount of repayment a month		
DV4 ☀ DV4v A B C D E F G H	Please assess the amount Your household pays each month for the following services. <i>Only payments made in relation to the main dwelling should be recorded. If the household does not need to pay for a given service, mark 0!</i> Water and sewage disposal Central heating Electricity Gas Garbage removal Insurance payment for house or apartment Costs related to maintenance and regular repairs Firewood, briquette or other heating material Other costs related to dwelling [RECORD].....		
D22C	Has the household been in arrears, i.e. has been unable to pay on time due to financial difficulties, in the last twelve months, for the utility bills (heating, electricity, gas, water, etc.) for the main dwelling? 1 Yes once 2 Yes, two times or more 3 No		
D05	Please think about the utilities and rent or mortgage interest payments of Your dwelling. To what extent are these expenditures on Your dwelling a financial burden on Your household? Do they... 1 Burden you a lot 2 Burden you to a certain extent 3 Do not burden you at all.		
D07	Does Your household need to make the following repayments?		
		YES	NO
A	Repayments of a student loan or an education loan	1	2
B	Repayments of a small loan, an instant loan or an SMS loan	1	2
C	Monthly credit card repayments	1	2
D	Repayments for a leasing or hire purchase	1	2
E	Repayments for some other loan [RECORD].....	1	2

	IF D07A-E=2 CONTINUE → YD16						
D08	To what extent are these repayments of loans, leases and/or credit card repayments a financial burden on Your household? Do they... 1 a heavy burden 2 a slight burden 3 not a burden at all						
D22D	Has the household been in arrears, i.e. has been unable to pay on time due to financial difficulties, in the last twelve months for this loan or leasing? 1 Yes, once 2 Yes, two times or more 3 No						
YD16 	Please indicate in the case of each consumer durable whether it is in Your household's use. It makes no difference whether You own or rent it or whether Your household can use it free of charge. Does your household have a...						
		Yes		No→	Can you not afford it or is there another reason?		
		Yes	How many?		Can not afford it	There is another reason	
A	...Telephone?	1		2→	1	2	
B	...Cellular phone?	1	→	<input type="text"/> <input type="text"/> <input type="text"/>	2→	1	2
C	...Color TV?	1	→	<input type="text"/> <input type="text"/> <input type="text"/>	2→	1	2
D	...Internet at home?	1		2→	1	2	
E	...Washing machine?	1		2→	1	2	
F	...Car?	1	→	<input type="text"/> <input type="text"/> <input type="text"/>	2→	1	2
G	...Personal computer/laptop?	1	→	<input type="text"/> <input type="text"/> <input type="text"/>	2→	1	2
H	...DVD system or VCR (incl. integrated with a TV)?	1		2→	1	2	
I	...fridge or freezer?	1		2→	1	2	
J	...dishwasher?	1		2→	1	2	

Now we will talk in more detail about the income of Your household.


D09	Did You or any of the members of Your household receive income from renting a property (e.g. a building, residential building, apartment, room or land) in the previous calendar year? <i>Please indicate the profit deducting payments for utilities, service charges and property management expenses.</i> 1 YES 2 NO → D10	
D09a	Would it be easier for You to indicate Your rental income ... 1 including the taxes charged on the income (gross) or 2 as the amount You received (net)? → D09c	
D09b	Indicate the gross income received from renting. Income before taxation <input type="text"/> <input type="text"/> <input type="text"/> <input type="text"/> <input type="text"/> <input type="text"/> <input type="text"/> <input type="text"/> <input type="text"/> <input type="text"/> euros → D10	
D09c	Indicate the net income received from renting. Income after taxation <input type="text"/> <input type="text"/> <input type="text"/> <input type="text"/> <input type="text"/> <input type="text"/> <input type="text"/> <input type="text"/> <input type="text"/> <input type="text"/> euros	
D10	Did You or any of the members of Your household pay land tax or any other payments for property in the previous calendar year? <i>Do not take land tax associated with self-employment into account.</i> 1 YES A Total amount paid in the previous calendar year <input type="text"/> <input type="text"/> <input type="text"/> <input type="text"/> <input type="text"/> <input type="text"/> euros 2 NO	
D11	Did You or any of the members of Your household receive child benefits or any other benefits connected with children or family or pregnancy or maternity benefits in the previous calendar year? 1 YES 2 NO → D12 IF THERE ARE UNDER 20-YEAR-OLD MEMBERS IN THE HOUSEHOLD (SEE YA2 – YEAR: BORN IN 1991 AND LATER), THEN DEFINITELY DOUBLE-CHECK.	





YD18	How much money is there in your household to be spent in a month usually including all incomes? Say the average sum euros. _ _ _ _ _ _ _ → D24 999998 REFUSAL 999999 DO NOT KNOW
YD19 YD19 eu 	Please indicate which of the following intervals the average monthly net income in your household falls into. You may say it in euros or kroons? 1 up to 300 euros 2 301–450 euros 3 451–600 euros 4 604–850 euros 5 851–1100 euros 6 1101–1550 euros 7 1551 euros or more
D24	In your opinion, what is the very lowest net monthly income that your household would have to have in order to make ends meet, that is to pay its usual necessary expenses? <i>Please answer in relation to the present circumstances of your household, and what you consider as usual necessary expenses (to make ends meet).</i> Minimum monthly net income needed in Your household _ _ _ _ _ _ euros




SECTION F. PRODUCTION FOR OWN CONSUMPTION

In conclusion, I will ask You some questions about production for own consumption.

F01	Did Your household grow / produce animals, birds, gardening products or other agricultural products for own consumption last year? 1 YES 2 NO → F03
------------	--

F02	Please estimate whether and how much Your household grew / produced various products last year.			
		NO	YES, CAN ESTIMATE AMOUNT	YES, BUT CANNOT Amount ESTIMATE AMOUNT
A	Milk	1	2	_ _ _ liters 3 →
B	Eggs	1	2	_ _ _ pieces 3 →
C	Potatoes	1	2	_ _ _ kg 3 →
D	Pork	1	2	_ _ _ kg 3 →
E	Beef or mutton	1	2	_ _ _ kg 3 →
F	Apples or pears	1	2	_ _ _ kg 3 →
G	Cabbage or cauliflower	1	2	_ _ _ kg 3 →
H	Tomatoes	1	2	_ _ _ kg 3 →
I	Cucumber	1	2	_ _ _ kg 3 →
J	Pumpkins	1	2	_ _ _ kg 3 →
K	Beets or turnips	1	2	_ _ _ kg 3 →
L	Carrots	1	2	_ _ _ kg 3 →

M N O P R	Plums, cherries or other fruits	1	2	_____ kg	3 →
	Poultry	1	2	_____ kg	3 →
	Strawberries, currants or other berries	1	2	_____ kg	3 →
	Honey	1	2	_____ kg	3 →
	Onions	1	2	_____ kg	3 →
S T U	Other vegetables	1	2	_____ kg	3 →
	Other greens	1	2	_____ kg	3 →
	Something else [RECORD].....	1	2	_____ kg	3 →
F03 	Did Your household pick wild berries or mushrooms for own consumption last year? If yes, then please estimate how many kilograms of wild berries or mushrooms Your household picked for own consumption last year.				
		NO	YES, CAN ESTIMATE AMOUNT	YES, BUT CANNOT ESTIMATE AMOUNT	
A	Wild berries	1	2	_____ kg	3 →
B	Mushrooms	1	2	_____ kg	3 →
F04 	Did Your household catch fish for own consumption last year? If yes, then please estimate how many kilograms of fish Your household caught for own consumption last year.				
		NO	YES, CAN ESTIMATE AMOUNT	YES, BUT CANNOT ESTIMATE AMOUNT	
	Fish	1	2	_____ kg	3 →
F05 	Did Your household hunt for own consumption last year? If yes, then please estimate how many kilograms of meat Your household gained this way for own consumption last year.				
		NO	YES, CAN ESTIMATE AMOUNT	YES, BUT CANNOT ESTIMATE AMOUNT	
	Meat	1	2	_____ kg	3 →
F02 		Less than 300 liters	300-599 liters	600-800 liters	More than 800 liters
A	Milk	1	2	3	4
B C		Less than 100 pieces/kg	100–199 pieces/kg	200–300 pieces/kg	More than 300 pieces/kg
	Eggs (pieces)	1	2	3	4
	Potatoes (kg)	1	2	3	4
D E		Less than 40 kg	40–74 kg	75–100 kg	More than 100 kg
	Pork	1	2	3	4
	Beef or mutton	1	2	3	4
F		Less than 20 kg	20–49 kg	50–70 kg	More than 70 kg
	Apples or pears	1	2	3	4
G H I		Less than 10 kg	10–19 kg	20–30 kg	More than 30 kg
	Cabbage or cauliflower	1	2	3	4
	Tomatoes	1	2	3	4
	Cucumber	1	2	3	4
J K L		Less than 10 kg	10–14 kg	15–20 kg	More than 20 kg
	Pumpkin	1	2	3	4
	Beets and turnips	1	2	3	4
	Carrots	1	2	3	4

M N O P R		Less than 5 kg	5–9 kg	10–15 kg	More than 15 kg
	Plums, cherries or other fruits	1	2	3	4
	Poultry	1	2	3	4
	Strawberries, currants, other berries	1	2	3	4
	Honey	1	2	3	4
	Onions	1	2	3	4
S T U		Less than 2 kg	2–4 kg	5–10 kg	More than 10 kg
	Other vegetables	1	2	3	4
	Other greens	1	2	3	4
	Something else	1	2	3	4
F03 		Less than 5 kg	5–9 kg	10–15 kg	More than 15 kg
A B	Wild berries	1	2	3	4
	Mushrooms	1	2	3	4
F04 		Less than 5 kg	5–9 kg	10–20 kg	More than 20 kg
	Fish	1	2	3	4
F05 		Less than 20 kg	20–24 kg	25–40 kg	More than 40 kg
	Meat	1	2	3	4

SECTION E. PLANNED CHANGE OF RESIDENCE

E0	INTERVIEWER CHECKPOINT. IS THE HOUSEHOLD IN THE SURVEY FOR THE LAST YEAR (HOUSEHOLD NUMBER STARTS WITH 5)?
1	YES → THE END OF THE HOUSEHOLD QUESTIONNAIRE, PART OF THE INTERVIEWER
2	NO

One of the aims of the Social Survey is to follow the changes that take place in the income and living conditions of households. For this reason, we would like to interview you again next year. To be able to find your household again the next year, I will now ask a few questions about your plans to move.

E1	Is Your household planning to change residence during the following year?
3	YES
4	NO → THE END OF THE HOUSEHOLD QUESTIONNAIRE, PART OF THE INTERVIEWER
5	I DON'T KNOW → E3
E2	Do You know where exactly You plan to settle next?
A	1 I DON'T KNOW → E3
	2 YES
B	Street/farm
C	House number <input type="text"/> <input type="text"/> <input type="text"/> <input type="text"/>
D	Flat number <input type="text"/> <input type="text"/> <input type="text"/> <input type="text"/>
E	Settlement.....
F	Township.....
G	County.....
	→ THE END OF THE HOUSEHOLD QUESTIONNAIRE, INTERVIEWER'S SECTION

E3	Could You give us a contact from whom it would be possible to receive information regarding Your household's contacts if it should be necessary?
	1 YES
A	Name.....
B	Contact telephone
C	Street/farm
D	House number
E	Flat number
F	Settlement.....
G	Township.....
H	County.....
	2 I DON'T KNOW

INTERVIEWER'S SECTION (CONTINUATION)

A05	END TIME OF INTERVIEW	IN CASE OF INTERRUPTION, END TIME OF CONTINUATION
A	<input type="text"/> <input type="text"/> HOUR	<input type="text"/> <input type="text"/> HOUR
B	<input type="text"/> <input type="text"/> MINUTES	<input type="text"/> <input type="text"/> MINUTES
A06	LANGUAGE OF INTERVIEW 1 ESTONIAN 2 RUSSIAN	
A07	WHO ELSE WAS PRESENT AT THE INTERVIEW? [NOTE ALL PERSONS]	
A	1 NOBODY	
B	2 CHILDREN UNDER 6 YEARS	
C	3 CHILDREN AGED 6 AND OLDER	
D	4 SPOUSE (PARTNER)	
E	5 OTHER RELATIVES	
F	6 OTHER ADULTS (NON-RELATIVES)	
A08	WHAT IS THE NUMBER OF THE RESPONDENT WHO MAINLY ANSWERED THE QUESTIONS? COLUMN NUMBER <input type="text"/> <input type="text"/>	
A09	THE INTERVIEW WENT... 1 VERY WELL 2 WELL 3 SATISFACTORILY 4 WITH DIFFICULTIES [EXPLAIN UNDER A16] 5 WITH GREAT DIFFICULTIES [EXPLAIN UNDER A16]	
A10	HOW WAS THE QUESTIONNAIRE FILLED? 1 FACE-TO-FACE INTERVIEW 2 TELEPHONE INTERVIEW 3 SELF-ADMINISTERED QUESTIONNAIRE 4 OTHER [RECORD]	
A16	COMMENTS ABOUT THE INTERVIEW [WRITE ABOUT ALL DISTURBING FACTORS]	
A17	INITIAL STATUS OF QUESTIONNAIRE <i>Filled only in laptop!</i> 1 – INCOMPLETE 2 – ENTERED 3 – TO BE SPECIFIED 4 – COMPLETED	
A18	FINAL STATUS OF QUESTIONNAIRE <i>Filled only in laptop!</i> 1 – SENT 2 – UNSENT	

ESTONIAN SOCIAL SURVEY 2012

Personal questionnaire

SECTION A. INTERVIEWER'S PART	2
SECTION S. BACKGROUND DATA.....	3
SECTION YE. EDUCATION	3
SECTION G. EVERYDAY ACTIVITIES	5
G.A. EVERYDAY ACTIVITIES IN THE PREVIOUS WEEK	5
G.B. MAIN JOB	6
G.C. OFF-HOUR JOBS	8
G.E. JOB SEEKING	8
G.F. SOCIO-ECONOMIC STATUS	8
G.D. LAST JOB	9
SECTION H. INCOME	10
H.A. MONETARY INCOME FROM WAGE LABOUR	10
H.B. INCOME IN KIND FROM WAGE LABOUR.....	12
H.C. INCOME RECEIVED FROM REGISTERED SELF-EMPLOYMENT	13
H.D. INCOME FROM UNREGISTERED SELF-EMPLOYMENT	16
H.E. PROPERTY INCOME	16
H.K. INSURANCE	17
H.F. TRANSFERS	17
H.G. TAXES ON INCOME.....	19
SECTION I. HEALTH.....	20
INTERVIEWER'S SECTION (CONTINUATION)	21

Household number |_|_|_|_|_|_|_|_|

Household split number |_|_|_|

Column number in household questionnaire |_|_|_|


Personal ID number |_|_|_|_|_|_|_|_|_|_|_|_|_|_|

SECTION A. INTERVIEWER'S PART


Kviis	MODE OF INTERVIEW 1 LAPTOP 2 PAPER QUESTIONNAIRE	
Rez	REGIME 1 INTERVIEWER 2 CODER	
Kys	CODE OF INTERVIEWER _ _ _ _	
Kpk	SURVEY AREA _ _ _ _ _ _ _	
Kjuht	INTERVIEWER MANAGER'S AREA _	
A01	DATE OF INTERVIEW	DATE OF CONTINUATION
A	_ _ DATE	_ _ DATE
B	_ _ MONTH	_ _ MONTH
A02	STARTING TIME OF THE INTERVIEW	IN CASE OF INTERRUPTION, STARTING TIME OF CONTINUATION
A	_ _ HOUR	_ _ HOUR
B	_ _ MINUTES	_ _ MINUTES
A03	PLACE OF INTERVIEW 1 RESPONDENT'S PLACE OF RESIDENCE 2 RESPONDENT'S PLACE OF WORK 3 PLACE OF RESIDENCE OF RESPONDENT'S RELATIVES OR ACQUAINTANCES 4 INTERVIEWER'S PLACE OF WORK / PLACE OF RESIDENCE 6 ELSEWHERE (WRITE WHERE)	

QUESTIONNAIRE USER'S INSTRUCTIONS:

- THE FIRST COLUMN CONTAINS THE CHARACTERISTIC'S NAME
- THE ROUTINGS WITH DIRECTIONS FOR WHAT QUESTION TO CONTINUE WITH, WHEN THEY ARE NEEDED, CAN BE FOUND IN THE LAST COLUMN OR BEHIND AN ANSWER OPTION
- WHEN NECESSARY THE ROUTING CAN BE FOUND IN FRONT OF THE QUESTION
- THE TEXT IN *ITALICS* IS ADDITIONAL INFORMATION FOR THE INTERVIEWER
- THE INTERVIEWER MUST READ THE TEXT UP TO THE SENTENCE TERMINATOR: A DOT OR A QUESTION MARK. IF THE DOT OR QUESTION MARK IS AT THE END OF THE ANSWER OPTIONS, THEN THOSE MUST BE READ TO THE RESPONDENT AS WELL.
- WHEN AN ANSWER OPTION HAS THREE DOTS IN FRONT OF IT, THE INTERVIEWER MUST REREAD THE QUESTION BEFORE EVERY ANSWER OPTION.
- THE OPTION "OTHER" MUST BE READ TO THE RESPONDENT IF IT IS NOT CAPITALIZED, AND NOT BE READ WHEN IT IS CAPITALIZED.
- CAPITALIZED TEXT IS MEANT AS ADDITIONAL INFORMATION FOR THE INTERVIEWER AND IT IS NOT READ TO THE RESPONDENT


THE  SIGN INDICATES THAT THE CARD BOOK SHOULD BE USED TO SHOW THE RESPONDENT RESPONSE OPTIONS TO THE QUESTION. THE DATA ENTRY PROGRAMME IN THE LAPTOP USES THE WORD "CARD" TO INDICATE THIS NEED.




SECTION S. BACKGROUND DATA

S01 A B C	When were You born? Date <input type="text"/> <input type="text"/> <input type="text"/> Month <input type="text"/> <input type="text"/> Year <input type="text"/> <input type="text"/> <input type="text"/> <input type="text"/> <input type="text"/> <input type="text"/>
S02	INDICATE THE GENDER OF THE RESPONDENT 1 MALE 2 FEMALE CHECK THE DATA PRESENTED IN S01 AND S02 WITH HOUSEHOLD QUESTIONNAIRE (YA1 AND YA2).
M15	Have You changed Your dwelling over the past 5 years? 1 YES 2 NO → DB1
M16 	What was the main reason for the change of the dwelling? 1 family-related reasons 2 employment-related reasons 3 education-related reasons 4 eviction 5 landlord did not prolong the contract 6 desire to change tenure status 7 I wanted a better dwelling 8 I wanted better living conditions 9 I had troubles with paying the rent, utilities or house loan 10 OTHER [RECORD].....


SECTION YE. EDUCATION

We will now inquire about your level of education. We will ask for your highest obtained vocational or specialized education or trade, the name of the school you've graduated and the year of gradation.

DB1	INTERVIEWER'S CHECKPOINT. IS THE PERSON A MEMBER OF A NEW HOUSEHOLD (HOUSEHOLD QUESTIONNAIRE BX)? 1 YES → YE1 2 NO
DB2	INTERVIEWER'S CHECKPOINT. IS THE PERSON A NEW MEMBER IN THE HOUSEHOLD (HOUSEHOLD QUESTIONNAIRE BA1)? 1 YES → YE1 2 NO
DB3	Have You graduated from an educational institution since the last interview? THE MONTH AND YEAR OF THE LAST INTERVIEW ARE PRINTED ON THE SAMPLE INFORMATION SHEET. IF THE PERSON HAS NEVER ANSWERED A PERSONAL QUESTIONNAIRE, PROCEED WITH YE1! 1 YES 2 NO → YE11
DB4	In what year did You graduate with this level of education? <input type="text"/> <input type="text"/> <input type="text"/> <input type="text"/> <input type="text"/> <input type="text"/>
DB5A 	Please indicate the level of education that You attained. 1 primary education → YE11 2 basic education → YE11 3 secondary education → YE11 4 vocational education or vocational secondary education 5 applied higher education 6 bachelor's degree 7 master's degree (incl. integrated bachelor's and master's studies) 8 PhD (incl. residency)
DB6	Please indicate the full name of the school you completed
DB7 DB7n DB7k	What was your field of specialization? CLASS DESCRIPTION. FILLED AUTOMATICALLY..... <input type="text"/> <input type="text"/> <input type="text"/> <input type="text"/> <input type="text"/> <input type="text"/>
DB7A	INTERVIEWER'S CHECKPOINT. IF DB5A=4 → DB8



	IF DB5A=5,6,7,8 → YE11
DB8	What was the level of education required to enrol? 1 there was no requirement for a previous educational level → YE11 2 basic education was required 3 secondary education was required. → YE11
DB9	Did you receive a comprehensive education with the vocation? Were you granted... 1 just the vocation 2 a comprehensive education along with the vocation? CONTINUE → YE11
YE1 	What level of education did You attain in comprehensive school (high school, gymnasium, basic school)? 1 Secondary education 2 Basic education (inc. incomplete secondary education) 3 Primary education 4 No primary education → YE3
YE2	In what year did You graduate with this level of education? <input type="text"/> <input type="text"/> <input type="text"/> <input type="text"/> <input type="text"/>
YE3 	What is Your highest completed vocational, occupational or professional education? 1 No vocational, occupational or professional education → YE11 2 Vocational education → YE5 3 Vocational secondary education → YE5 4 Professional secondary / technical education → YE5 5 Higher education → D17 6 Doctor's degree (incl. residency, previous candidate of sciences) → YE5
YE4 	What kind of higher education do you hold? 1 Professional higher education 2 Applied higher education, diploma study 3 Bachelor's degree 4 Higher education obtained before 1992 5 Master's degree (incl. integrated bachelor's and master's studies)
YE5	Please indicate the full name of the school you completed.....
YE6 YE6n YE6k	What was your field of specialization? CLASS DESCRIPTION. FILLED AUTOMATICALLY..... <input type="text"/> <input type="text"/> <input type="text"/> <input type="text"/>
YE7	In what year did You graduate from this school? <input type="text"/> <input type="text"/> <input type="text"/> <input type="text"/> <input type="text"/>
YX6	INTERVIEWER'S CHECKPOINT. IF YE3=2 → YE8 IF YE3=3 OR YE3=4 → YE10 IF YE3=5 → YE11 IF YE3=6 → YE11
YE8	What was the level of education required to enrol? 1 there was no requirement for a previous educational level or 2 basic education was required.
YE9	Did you receive a comprehensive education with the vocation? Were you granted... 1 just the vocation 2 a comprehensive education along with the vocation 3 a secondary education along with the vocation? CONTINUE → YE11
YE10	What was the level of education required to enrol? 1 basic education was required or 2 secondary education was required.

Now we'll turn to your current studies.


YE11	Are you currently enrolled in a comprehensive school, vocational school or university?
YE12 	What level of education are you studying towards? 1 1–6th grade → F01 2 7–9th grade → F01 3 10–12th grade → F01


	4 vocational education or vocational secondary education 5 applied higher education 6 bachelor's degree 7 master's degree (incl. integrated bachelor's and master's studies) 8 PhD (incl. residency)
YE13	Please indicate the full name of the school
YE14 YE14n YE14k	What is your field of specialization? CLASS DESCRIPTION. FILLED AUTOMATICALLY..... _ _ _
YX	INTERVIEWER'S CHECKPOINT. IF YE12=4 → YE15 IF YE12=5,6,7,8 → F01
YE15	What was the level of education required to enrol? 1 there was no requirement for a previous educational level or 2 basic education was required 3 secondary education was required. → F01
YE16	Will you receive a comprehensive education with the vocation? Will you be granted... 1 just the vocation 2 a secondary education along with the vocation?

SECTION G. EVERYDAY ACTIVITIES


F01  A	How old were You when taking on your first regular job? <i>The first regular job is a full- or part-time job, which lasted at least 6 months. Seasonal work, apprenticeships and participation in training should not be taken into account.</i> 1 _ _ years old 2 Has never had a regular job → G01
F02 	How many full years have You been working since that time? <i>The time spent pregnant and on maternity leave should be included, time spent on parental leave should not.</i> Number of full years _ _

G.A. EVERYDAY ACTIVITIES IN THE PREVIOUS WEEK

G01	Please tell me, during last week, did You work at least one hour and got paid for it? 1 YES → G34 2 NO
G02	During last week, were You engaged in entrepreneurship, business, farming, individual or freelance work as a registered entrepreneur and earned profit for it? 1 YES → G34 2 NO
G03	During last week, were You working without pay in a family enterprise or on a farm in whose profits you share? 1 YES → G34 2 NO
G04	During last week, were You engaged in producing agricultural products for sale? 1 YES → G34 2 NO
G05	During last week, did You have a job, which You were absent from, or a business activity in which You were temporarily inactive? 1 YES 2 NO → G34
G06 	What was the reason You were absent from work in the previous week? <div> 01 Vacation 02 Lay-off 03 Public holidays 04 Studies 05 In-service training or retraining 06 Own illness or injury 07 Pregnancy and maternity leave 08 Parental leave 09 Need to take care of children 10 Need to take care of other members of the family 11 Schedule, work free season 12 Strike, lockout 13 Shortage of orders or work 14 Repair, breakdown, shortage of materials or raw materials 15 Weather conditions 16 OTHER [RECORD]..... </div>
G07	Do You presume that You can continue doing this job after the period of absence? 1 YES 2 NO → G34

G08	How long will You be temporarily absent from work (including the time You have already been absent from work and time You will still be absent)? 1 Up to 3 months 2 More than 3 months → G08A
G08B	INTERVIEWER CHECKPOINT. IS THE RESPONDENT ON PARENTAL LEAVE (G06=08)? 1 YES → G09 2 NO → G34
G08A	INTERVIEWER CHECKPOINT. IS THE RESPONDENT ABSENT FROM WORK DUE TO PREGNANCY AND MATERNITY LEAVE (G06=07)? 1 YES → G34 2 NO
G09	Do You receive money (pay, parental benefit, sickness benefit etc) for the time You were absent from the job last week? 1 Yes, in the amount of half of the wages or more 2 Yes, in the amount of less than half of the wages 3 No
G34 	Which of the following describes Your status best at this moment? Are You... <i>NB! Absence from work due to pregnancy or maternity leave, illness, injury, etc. should be regarded as working. Odd jobs are also considered work!</i> 01 Full-time employee 02 Part-time employee 03 Full-time entrepreneur-employer, sole proprietor, farmer without paid employees, freelancer, unpaid family worker 04 Part-time entrepreneur-employer, sole proprietor, farmer without paid employees, 05 Unemployed person 06 Student, unpaid intern 07 Pre- or old-age pensioner 08 Pensioner receiving pension for incapacity for work 09 Homemaker, person on parental leave 10 Conscript 12 Other inactive [RECORD]..... IF 1-4 → YF2
G37	INTERVIEWER CHECKPOINT. IS G05=2 OR G07=2 OR G09=3? 1 YES → G32 2 NO

G.B. MAIN JOB

YF2	Please indicate the full name of the enterprise/institution where you are currently employed.....
YF3 YF3n YF3k	What is the main economic activity of this enterprise/institution? CLASS DESCRIPTION. FILLED AUTOMATICALLY..... _ _ _ _
YF4	Do you work in a branch of this enterprise/institution that has a different address? 1 Yes → YF6 2 No
YF5	Do you work in a branch of this enterprise/institution that has a different field of activity? 1 Yes 2 No → YF8
YF6	Please indicate the full name of branch where you are currently employed.....
YF7 YF7n YF7k	What is the main economic activity of this branch? CLASS DESCRIPTION. FILLED AUTOMATICALLY..... _ _ _ _
YF8	What is Your occupation? Please indicate your occupational title.....
YF9 YF9n YF9k	Please describe the main tasks of your job. CLASS DESCRIPTION. FILLED AUTOMATICALLY..... _ _ _ _
YF10  YF10m	Which of the following groups do You belong to? Are you a... 1 Employee 2 Employer with employee(s), farmer with paid employees → YF12 3 Sole proprietor, farmer without salaried labour force, freelancer → YF12 4 Unpaid family worker → YF12 5 OTHER [RECORD].....
YF11	Is it a permanent or temporary job? 1 Permanent job 2 Temporary job → GB7
GB4	Are you currently on a probationary period? 1 YES → YF12 2 NO

GB5	Is Your work part of some training, i.e. are You an apprentice, trainee or similar? 1 YES 2 NO CONTINUE → YF12
GB7	Is your work contract or agreement for... 1 less than one year 2 one year or longer?
YF12 Yf12a	How many employees are there in this <u>enterprise/institution/local unit (inc. respondent)</u> ? 1 1 to 10→ (specify) _ _ 3 20 to 49 5 Does not know exactly but fewer than 11 2 11 to 19 4 50 or more 6 Does not know exactly but more than 10
YF13	How many hours per week do You usually do this job? <i>Hours actually worked are taken into account here.</i> _ _ _ hours
YX8	INTERVIEWER CHECKPOINT. IS YF10=2, 3, 4? 1 YES → GB1 2 NO
YF14	Do You have any supervisory responsibilities (supervise other employees; take responsibility for completion of some tasks etc)? 1 YES 2 NO
YF16 ☀	What type of contract do you have? 1 Employment contract 2 Contract for services 3 Public service law or contract of service 4 Authorisation agreement 5 Contract with a labour renting firm 6 Verbal employment contract or agreement
GB8 ☀	Who is the owner of this enterprise? 1 State (Republic of Estonia) 2 Local municipality 3 Estonian person in private law 4 Foreign person in private law 5 Estonian and/or foreign person in private law 6 OTHER [RECORD].....
GB9	What are Your average net monthly wages on this job? _ _ _ _ EUR
GB10A	Does Your employer pay the social tax (33%) from your wages... 1 to the full extent 2 not to the full extent 3 not at all? 4 DON'T KNOW
GB10B	Does Your employer pay the unemployment insurance premium (2,8%) from your wages... 1 to the full extent 2 not to the full extent 3 not at all? 4 DON'T KNOW
GB10C	Does Your employer pay the income tax (21%) from your wages... 1 to the full extent 2 not to the full extent 3 not at all? 4 DON'T KNOW
GB10D	INTERVIEWER CHECKPOINT. WERE GB10A, GB10B AND GB10C ALL ANSWERED 1, 3 OR 4? 1 YES → GB1 2 NO
GB11 A	Could You indicate the amount on which the employer pays the above-mentioned taxes? 1 YES The amount on which the employer pays taxes _ _ _ _ _ EUR 2 NO
GB1 ☀	Do You consider it possible that during the next year You will loose Your present job? 1 Yes, certainly 2 Probably yes 3 Probably no 4 Certainly no 5 Hard to say

GB2 ☀	<p>If You were to lose Your present job, do You think You would be able to find a job corresponding to Your professional skills and experiences?</p> <p>1 Yes, certainly 2 Probably yes 3 Probably no 4 Certainly no 5 Hard to say</p>
-----------------	--

G.C. OFF-HOUR JOBS




G21	<p>Did You have any other job in addition to your main job where You were working or were temporarily absent from last week?</p> <p>1 YES 2 NO → G23</p>								
G22	<p>How many hours do You usually spend on off-hour jobs? <i>Hours actually worked are taken into account here.</i></p> <p> _ _ _ hours</p>								
G23	<p>In Your main and off-hour jobs put together, do you usually work ... <i>Hours actually worked are taken into account here.</i></p> <p>1 less than 30 hours per week? 2 30 or more hours per week? → G32</p>								
G24 ☀	<p>Please indicate the main reason why You work less than 30 hours per week?</p> <table border="0"> <tr> <td>1 Studies, in-service training or retraining</td><td>5 Need to take care of children and/or other members of the family, household chores</td></tr> <tr> <td>2 Own illness, injury or incapacity to work</td><td></td></tr> <tr> <td>3 I wish to work 30 or more hours per week, but I have not found suitable work</td><td>7 Less than 30-hours a week is considered a full-time job in our enterprise</td></tr> <tr> <td>4 I do not wish to work more hours than that</td><td>6 OTHER [RECORD].....</td></tr> </table>	1 Studies, in-service training or retraining	5 Need to take care of children and/or other members of the family, household chores	2 Own illness, injury or incapacity to work		3 I wish to work 30 or more hours per week, but I have not found suitable work	7 Less than 30-hours a week is considered a full-time job in our enterprise	4 I do not wish to work more hours than that	6 OTHER [RECORD].....
1 Studies, in-service training or retraining	5 Need to take care of children and/or other members of the family, household chores								
2 Own illness, injury or incapacity to work									
3 I wish to work 30 or more hours per week, but I have not found suitable work	7 Less than 30-hours a week is considered a full-time job in our enterprise								
4 I do not wish to work more hours than that	6 OTHER [RECORD].....								

G.E. JOB SEEKING

G32	<p>Have You been seeking a job in the last four weeks (incl. last week)?</p> <p>1 YES 2 NO</p> <p><i>Seeking a job also includes preparations for starting up a business/ founding a farm and waiting for an earlier contracted job to start.</i></p>
G33	<p>Let's presume that You are offered a job. Could You start working in the next two weeks? <i>NB! If the person is waiting for the previously contracted job to begin in the next three months, the answer should be YES.</i></p> <p>1 YES 2 NO</p>

G.F. SOCIO-ECONOMIC STATUS

GE3	<p>INTERVIEWER CHECKPOINT. DOES THE PERSON BELONG TO A NEW HOUSEHOLD OR IS A NEW MEMBER IN A HOUSEHOLD (HOUSEHOLD QUESTIONNAIRE BX AND BA1)?</p> <p>1 YES → G35 2 NO</p>
GE4	<p>INTERVIEWER CHECKPOINT. DID THE PERSON RESPOND TO A PERSONAL QUESTIONNAIRE LAST YEAR? (SEE SAMPLE INFORMATION SHEET)</p> <p>1 YES 2 NO → G35</p>
GE5	<p>INTERVIEWER CHECKPOINT. IN WHICH MONTH DID THE PERSON RESPOND TO THE PERSONAL QUESTIONNAIRE LAST YEAR? (SEE SAMPLE INFORMATION SHEET)</p> <p>1 IN JANUARY → G35B 2 IN FEBRUARY → G35C 3 IN MARCH → G35D 4 IN APRIL → G35E 5 IN MAY → G35F 6 IN JUNE → G35G</p>

G35 	<p>Which of the following statuses described You in general in every month of the previous calendar year? <i>NB! Absence from work due to pregnancy or maternity leave, illness, injury, etc. should be regarded as working.</i></p> <div style="display: flex; justify-content: space-between;"> <div style="width: 45%;"> <p>01 Full-time employee</p> <p>02 Part-time employee</p> <p>03 Full-time entrepreneur-employer, sole proprietor, farmer without paid employees, freelancer, unpaid family worker</p> <p>04 Part-time entrepreneur-employer, sole proprietor, farmer without paid employees, freelancer, unpaid family worker</p> </div> <div style="width: 45%;"> <p>05 Unemployed person</p> <p>06 Student, unpaid intern</p> <p>07 Pre- or old-age pensioner</p> <p>08 Pensioner receiving pension for incapacity for work</p> <p>09 Homemaker, person on parental leave</p> <p>10 Conscript</p> <p>12 Other inactive [RECORD].....</p> </div> </div> <div style="display: flex; justify-content: space-between; margin-top: 10px;"> <div style="width: 45%;"> <p>A January <input type="text"/> <input type="text"/> <input type="text"/></p> <p>B February <input type="text"/> <input type="text"/> <input type="text"/></p> <p>C March <input type="text"/> <input type="text"/> <input type="text"/></p> <p>D April <input type="text"/> <input type="text"/> <input type="text"/></p> <p>E May <input type="text"/> <input type="text"/> <input type="text"/></p> <p>F June <input type="text"/> <input type="text"/> <input type="text"/></p> </div> <div style="width: 45%;"> <p>G July <input type="text"/> <input type="text"/> <input type="text"/></p> <p>H August <input type="text"/> <input type="text"/> <input type="text"/></p> <p>I September <input type="text"/> <input type="text"/> <input type="text"/></p> <p>J October <input type="text"/> <input type="text"/> <input type="text"/></p> <p>K November <input type="text"/> <input type="text"/> <input type="text"/></p> <p>L December <input type="text"/> <input type="text"/> <input type="text"/></p> </div> </div>
G36 	<p>Which of the statuses listed above described You in general in every month from January this year until the previous month? <i>NB! Absence from work due to pregnancy or maternity leave, illness, injury, etc. should be regarded as working.</i></p> <p>A January <input type="text"/> <input type="text"/> <input type="text"/></p> <p>B February <input type="text"/> <input type="text"/> <input type="text"/></p> <p>C March <input type="text"/> <input type="text"/> <input type="text"/></p> <p>D April <input type="text"/> <input type="text"/> <input type="text"/></p> <p>E May <input type="text"/> <input type="text"/> <input type="text"/></p> <p>F June <input type="text"/> <input type="text"/> <input type="text"/></p>
G38	<p>INTERVIEWER CHECKPOINT. WAS G34 ANSWERED 5-12?</p> <p>1 YES → GS0 2 NO</p>
GE1	<p>Since the last Social Survey interview (if did not participate, then during 12 last months) have You changed Your place of employment or stopped working?</p> <p>1 YES 2 NO → H01</p>
GE2 	<p>What was the main reason for changing jobs or exiting employment?</p> <p>1 I wanted or I was offered a better job / I wanted to start entrepreneurship</p> <p>2 Termination of a fixed-date employment contract</p> <p>3 Due to the employer (removal or retiring earlier on employer's initiative, redundancy, liquidation/reorganization/going bankrupt/privatising of the enterprise/institution)</p> <p>4 Termination of entrepreneurship/farming</p> <p>5 Need to take care of children or other adult members of the family who need care, incl. parental leave</p> <p>6 Spouse's/partner's work necessitated a change of residence, marriage</p> <p>7 OTHER [RECORD].....</p> <p>CONTINUE → H01</p>

G.D. LAST JOB

GS0	<p>INTERVIEWER CHECKPOINT. DID THE PERSON ANSWER TO QUESTION BLOCK G.B. MAIN JOB?</p> <p>1 YES → H01 2 NO</p>
GS1	<p>INTERVIEWER CHECKPOINT. IS THE PERSON A MEMBER OF A NEW HOUSEHOLD (HOUSEHOLD QUESTIONNAIRE BX)?</p> <p>1 YES → YF17 2 NO</p>
GS2	<p>INTERVIEWER CHECKPOINT. IS THE PERSON A NEW MEMBER IN A HOUSEHOLD (HOUSEHOLD QUESTIONNAIRE BA1)?</p> <p>1 YES → YF17 2 NO</p>
GS3	<p>INTERVIEWER CHECKPOINT. HAS THE PERSON STOPPED WORKING SINCE LAST YEAR'S INTERVIEW? (G35 AND G36)</p> <p>1 YES → G27 2 NO</p>
GS4	<p>INTERVIEWER CHECKPOINT. DID THE PERSON ANSWER TO THE PERSONAL QUESTIONNAIRE LAST YEAR? (SAMPLE INFORMATION SHEET)</p> <p>1 YES → H01 2 NO</p>
YF17	<p>Have You ever worked?</p> <p>1 YES</p> <p>2 NO → H01</p>
G27	<p>When did You last have a job?</p>
A	Year <input type="text"/> <input type="text"/> <input type="text"/> <input type="text"/>
B	Month <input type="text"/> <input type="text"/>






GD6	What was the full name of the <u>enterprise/institution</u> where you worked?.....
GD7 n k	What was the main economic activity of this enterprise/institution? CLASS DESCRIPTION. FILLED AUTOMATICALLY..... _ _ _
GD8	Did you work in a branch of this enterprise/institution that has a different address? 1 Yes → GD10 2 No
GD9	Did you work in a branch of this enterprise/institution that has a different field of activity? 1 Yes 2 No → YF18
G10	Please indicate the full name of branch where you were employed.....
GD11 n k	What was the main economic activity of this branch? CLASS DESCRIPTION. FILLED AUTOMATICALLY..... _ _ _
YF18	What was Your occupation? Please indicate your occupational title.....
YF19 YF19n YF19k	Please describe the main tasks of your job. CLASS DESCRIPTION. FILLED AUTOMATICALLY..... _ _ _
YF20 ☀ YF20 m	Which of the following groups did You belong to? Were you a... 1 Employee 2 Employer with employee(s), farmer with paid employees → YF22 3 Sole proprietor, farmer without salaried labour force, freelancer → YF22 4 Unpaid family worker → YF22 5 OTHER [RECORD].....
YF21	Did You have any supervisory responsibilities (supervising other employees, taking responsibility for completion of some tasks etc)? 1 YES 2 NO
GD5	What kind of contract did you have? Was it... 1 written or 2 oral?
GD3	Was it a permanent or temporary job? 1 Permanent job → G31 2 Temporary job
GD4	Was your work contract or agreement for... 1 less than one year → G31 2 one year or longer? → G31
YF22	How many employees were there in this <u>enterprise/institution/local unit (incl. the respondent)</u> ? 1 1 to 10 2 11 or more
G31	How many hours per week did You usually do this job? <i>Hours actually worked are taken into account here.</i> _ _ _ _ hours

SECTION H. INCOME

H.A. MONETARY INCOME FROM WAGE LABOUR

The following questions refer to the income received in the previous calendar year. This information is very important for the purposes of this survey as it allows to analyse the distribution of poverty and wealth in Estonia. We would like You to answer the following questions as honestly as possible. All the information given by You will be treated in a way that cannot be traced to You or Your household. **If possible, You could use this year's income- tax-return as a reference.**

H01	Did You receive income from wage labour during the previous calendar year? 1 YES 2 NO → H22 CHECK! H01 MUST BE 1, IF THE RESPONDENT HAS BEEN AN EMPLOYEE IN THE PREVIOUS CALENDAR YEAR (G35 = 1 OR 2)
H02	Would it be easier for You to indicate Your income received from wage labour for the whole previous year as... 1 average monthly wages or 2 total for the year? → HA3


	3 DON'T KNOW OR DOESN'T WISH TO REVEAL ONE'S WAGES → HA5	
HA1	Would it be easier for You to indicate Your average monthly income received from wage labour... 1 together with the taxes (gross) or 2 as the amount You received (net)? → HA2	
H03 	Indicate the size of Your average monthly gross income received from wage labour in the previous calendar year. If You had an off-hour job besides Your main job for which You also received remuneration, please try to remember these amounts as well and take them into consideration. Please indicate the	
A	average monthly gross wages (from all jobs last year)	<input type="text"/> <input type="text"/> <input type="text"/> <input type="text"/> <input type="text"/> <input type="text"/> <input type="text"/> <input type="text"/> euros
C	For how many months did You receive remuneration? Number of months	<input type="text"/> <input type="text"/>
	CONTINUE → H04K	
HA2 	Indicate the size of Your average monthly net income received from wage labour in the previous calendar year. . If You had an off-hour job besides Your main job for which You also received remuneration, please try to remember these amounts as well and take them into consideration. Please indicate the	
A	average monthly net wages (from all jobs last year)	<input type="text"/> <input type="text"/> <input type="text"/> <input type="text"/> <input type="text"/> <input type="text"/> <input type="text"/> <input type="text"/> euros
C	For how many months did You receive remuneration? Number of months	<input type="text"/> <input type="text"/>
	CONTINUE → H04K	
HA3	Would it be easier for You to indicate Your income received from wage labour over the previous calendar year ... 1 together with the taxes (gross) or 2 as the amount You received (net)? → HA4	
H04 	Indicate the size of Your annual gross income received from wage labour in the previous calendar year. If You had an off-hour job besides Your main job for which You also received remuneration, please try to remember these amounts as well and take them into consideration. Please indicate the	
A	annual gross wages (as total received from all jobs in the previous calendar year)	<input type="text"/> <input type="text"/> <input type="text"/> <input type="text"/> <input type="text"/> <input type="text"/> <input type="text"/> <input type="text"/> euros
C	For how many months did You receive remuneration? Number of months	<input type="text"/> <input type="text"/>
	CONTINUE → H04K	
HA4 	Indicate the size of Your annual net income received from wage labour in the previous calendar year If You had an off-hour job besides Your main job for which You also received remuneration, please try to remember these amounts as well and take them into consideration. Please indicate the	
A	annual net wages (as total received from all jobs in the previous calendar year)	<input type="text"/> <input type="text"/> <input type="text"/> <input type="text"/> <input type="text"/> <input type="text"/> <input type="text"/> <input type="text"/> euros
C	For how many months did You receive remuneration? Number of months	<input type="text"/> <input type="text"/>
H04K	INTERVIEWER CHECKPOINT. IF H03A OR HA2A OR H04A OR HA4A WAS "DON'T KNOW" OR "DECLINES" → HA5, OTHERWISE CONTINUE H05.	
H05 	Aside from regular wages it is also possible to receive additional remuneration. Try to remember whether You received any of the following payments in the previous calendar year.	
		YES NO
A	Vacation benefit	1 2
B	Christmas benefit	1 2
C	Other holiday payments and benefits	1 2
D	Additional remuneration, performance pay	1 2
E	Overtime remuneration	1 2
F	Substitution remuneration	1 2
G	Part of mission expenses, which was not spent and remained to You	1 2
H	Annual bonus	1 2
I	Monetary income received from distribution of profit	1 2
J	Income received from realisation of options of shares or stock received as remuneration	1 2
K	Commissions	1 2

	Net profit (profit after taxation) _ _ _ _ _ _ _ euros → H30 DOESN'T WISH TO REVEAL THE PROFIT → HC1
HC1 ☀	Please indicate into which of the following intervals Your net profit received from enterprise in the previous calendar year falls. 1 up to 100 euros 2 101 – 350 euros 3 351 – 1000 euros 4 1001 – 2500 euros 5 2501 – 4500 euros 6. 4501 euros or more
H30	Did You use the enterprise car, van or any other motor vehicle (e.g. motorcycle, moped, boat, tractor) for private purposes? 1 YES 2 NO → H33
H31 A B C	Specify the type, make and year of production of this vehicle. Type of the vehicle (car, bus, etc.) Make and model of the vehicle (Nissan Almera, Ford Focus, etc.)..... Year of production of the vehicle _ _ _ _
H32	How many months did You use this vehicle in the previous calendar year? Number of months _ _
H33 ☀	Did You as an entrepreneur use the following types of income in kind from self-employment (by including them into enterprise expenses) in the previous calendar year. If YES, then estimate their approximate value. <i>NB! Compensation of work-related expenses should not be taken into account!</i>
	YES A. Approximate value NO in the previous calendar year
A	Assets taken into own use 1 _ _ _ _ _ euros 2
B	Motor fuel compensation by enterprise 1 _ _ _ _ _ euros 2
C	Use of public transportation compensated by enterprise 1 _ _ _ _ _ euros 2
D	Food at work received free or at a reduced price 1 _ _ _ _ _ euros 2
N	Service charges paid by enterprise 1 _ _ _ _ _ euros 2
E	Use of apartment for free or under favourable conditions 1 _ _ _ _ _ euros 2
F	(Mobile) phone or postal services compensated by enterprise 1 _ _ _ _ _ euros 2
G	Health services or medical goods compensated by employer 1 _ _ _ _ _ euros 2
H	Training not related to work but compensated by enterprise 1 _ _ _ _ _ euros 2
I	Sporting possibilities provided by enterprise free of charge or at reduced prices 1 _ _ _ _ _ euros 2
J	Holiday trip paid by enterprise 1 _ _ _ _ _ euros 2
K	Foodstuffs 1 _ _ _ _ _ euros 2
L	Use of equipment and/or other tools (e.g. laptop, mobile phone, power saw, etc.) 1 _ _ _ _ _ euros 2
M	OTHER [RECORD]..... 1 _ _ _ _ _ euros 2
HC2	Did You receive in the previous calendar year royalties, remuneration or payment under contract for creative or scientific work (articles, research work, etc.), which You did not count under profit/loss received from enterprise? 1 YES → H35 2 NO → H36
H34	Did You receive in the previous calendar year royalties, remuneration or payment under contract for creative or scientific work (articles, research work, etc.)? 1 YES 2 NO → H36
H35 B C	How large was Your income received in the previous calendar year for creative or scientific work? Net income in the previous calendar year _ _ _ _ _ euros How many months did You receive this income? Number of months _ _
H36	INTERVIEWER CHECKPOINT. IN THE PREVIOUS YEAR, WAS THE RESPONDENT ENGAGED IN REGISTERED SELF-EMPLOYMENT AND GAVE INFORMATION ABOUT IT (SEE H22=1)? 1 YES 2 NO → HC6

Try to remember if and how much You paid taxes in the previous calendar year.

H37	Did You pay in advance for yourself in the previous calendar year... YES A. Amount paid NO in the previous calendar year
------------	--

A	social tax (33%)?	1	<input type="text"/>	<input type="text"/>	<input type="text"/>	<input type="text"/>	<input type="text"/>	<input type="text"/>	euros	2
C	income tax (22%)?	1	<input type="text"/>	<input type="text"/>	<input type="text"/>	<input type="text"/>	<input type="text"/>	<input type="text"/>	euros	2
H38	Have You joined the 2nd pillar of pension insurance? 1 YES 2 NO → HC6									
H39	Specify the amount of payments made into the 2nd pillar of pension insurance from income of enterprise in the previous calendar year. IF THE RESPONDENT JOINED RECENTLY AND DID NOT YET PAY LAST YEAR, INDICATE 0! Payments made into the 2nd pillar of pension insurance <input type="text"/> <input type="text"/> <input type="text"/> <input type="text"/> <input type="text"/> <input type="text"/> <input type="text"/> <input type="text"/> euros									

HC6	Were You in the previous year an owner of a private limited company, public limited company, general partnership or commercial association? 1 YES 2 NO → H46									
HC7 	Did You as an entrepreneur use the following types of income in kind from self-employment (by including them into enterprise expenses) in the previous calendar year? If YES, then estimate their approximate value. <i>NB! Compensation of work-related expenses should not be taken into account!</i>									
		YES	A. Approximate value in the previous calendar year						NO	
A	Assets taken into own use	1	<input type="text"/>	<input type="text"/>	<input type="text"/>	<input type="text"/>	<input type="text"/>	<input type="text"/>	euros	2
B	Motor fuel compensation by enterprise	1	<input type="text"/>	<input type="text"/>	<input type="text"/>	<input type="text"/>	<input type="text"/>	<input type="text"/>	euros	2
C	Use of public transportation compensated by enterprise	1	<input type="text"/>	<input type="text"/>	<input type="text"/>	<input type="text"/>	<input type="text"/>	<input type="text"/>	euros	2
D	Food at work received free or at a reduced price	1	<input type="text"/>	<input type="text"/>	<input type="text"/>	<input type="text"/>	<input type="text"/>	<input type="text"/>	euros	2
N	Service charges paid by enterprise	1	<input type="text"/>	<input type="text"/>	<input type="text"/>	<input type="text"/>	<input type="text"/>	<input type="text"/>	euros	2
E	Use of apartment for free or under favourable conditions	1	<input type="text"/>	<input type="text"/>	<input type="text"/>	<input type="text"/>	<input type="text"/>	<input type="text"/>	euros	2
F	(Mobile) phone or postal services compensated by enterprise	1	<input type="text"/>	<input type="text"/>	<input type="text"/>	<input type="text"/>	<input type="text"/>	<input type="text"/>	euros	2
G	Health services or medical goods compensated by employer	1	<input type="text"/>	<input type="text"/>	<input type="text"/>	<input type="text"/>	<input type="text"/>	<input type="text"/>	euros	2
H	Training not related to work but compensated by enterprise	1	<input type="text"/>	<input type="text"/>	<input type="text"/>	<input type="text"/>	<input type="text"/>	<input type="text"/>	euros	2
I	Sporting possibilities provided by enterprise free of charge or at reduced prices	1	<input type="text"/>	<input type="text"/>	<input type="text"/>	<input type="text"/>	<input type="text"/>	<input type="text"/>	euros	2
J	Holiday trip paid by enterprise	1	<input type="text"/>	<input type="text"/>	<input type="text"/>	<input type="text"/>	<input type="text"/>	<input type="text"/>	euros	2
K	Foodstuffs	1	<input type="text"/>	<input type="text"/>	<input type="text"/>	<input type="text"/>	<input type="text"/>	<input type="text"/>	euros	2
L	Use of equipment and/or other tools (e.g. laptop, mobile phone, power saw, lawnmower, etc.)	1	<input type="text"/>	<input type="text"/>	<input type="text"/>	<input type="text"/>	<input type="text"/>	<input type="text"/>	euros	2
M	OTHER [RECORD].....	1	<input type="text"/>	<input type="text"/>	<input type="text"/>	<input type="text"/>	<input type="text"/>	<input type="text"/>	euros	2

H.D. INCOME FROM UNREGISTERED SELF-EMPLOYMENT


The following questions refer to unregistered enterprise. Try to remember how much **income You by yourself received** from unregistered enterprise. If several household members are connected to it, then **please divide the received income between the members** according to the contribution.

IF THE INCOME IS DIVIDED BETWEEN THE MEMBERS, CHECK IF ALL THE MEMBERS HAVE GIVEN ANSWERS TO THIS SECTION.

H46	Did You receive monetary income from the following activities in the previous calendar year? <i>NB! Production expenses should be deducted from incomes.</i>						
				YES	A. Income received in the previous calendar year	NO	
A	Private provision of services for a fee to other persons or households (e.g. baby-sitting, domestic help, helping on a farm, etc.)			1	_____ euros	2	
B	Income from the sale of self-made consumer goods (e.g. handicrafts, souvenirs, etc.)			1	_____ euros	2	
C	Income from the sale of self-made foodstuffs (e.g. pies, waffles, shashlik, etc.)			1	_____ euros	2	
D	Income from intermediary commercial transactions			1	_____ euros	2	
E	Income from agricultural or forestry activities (e.g. income received from the sale of horticultural or agricultural products, live animals and poultry, livestock and poultry-farming products, bee-keeping products, timber, etc.)			1	_____ euros	2	
F	OTHER [RECORD].....			1	_____ euros	2	
H47	Did You receive profit in kind from unregistered enterprise in the previous calendar year (e.g. fuel received for transport of hay, firewood received for forest felling, etc.)? <i>NB! Production costs should be excluded from income!</i>						
	YES	[RECORD]			A. Approximate value in the previous calendar year	NO	
A	1			_____ euros	2	
B	1			_____ euros	2	
C	1			_____ euros	2	

H.E. PROPERTY INCOME

The following questions refer to property income received in the previous calendar year. If You were engaged in registered enterprise (except self-employed): private limited company, general partnership, limited partnership, commercial association, public limited company and took out the earned profit, then indicate here the received income.

H49	Did You receive any of the following income in the previous calendar year? <i>Indicate net income!</i>	YES	A. Amount in the previous calendar year	NO
B	Interest income from bonds	1	_____ euros	2
C	Dividend income from securities (i.e. shares, stocks)	1	_____ euros	2
E	OTHER [RECORD].....	1	_____ euros	2
IF EVERYTHING WAS ANSWERED 2 → HE1B				
H50	What was the amount of taxes that You paid on Your income in the previous calendar year? Income tax paid on property income in the previous calendar year		_____ euros	
HE1B	Did any bank pay You interests on the amount on Your current or savings account in the previous year? 1 Yes 2 No → HK1			
HE1C	Can you indicate the exact amount the bank paid you as interest? 1 Yes			
A	Amount received 2 No		_____ euros → HK1	
HE2	Please indicate into which of the following intervals the amount of interests paid to you would fall.			
	1 up to 1 euros			
	2 2–3 euros			

H52	Did You receive pension for incapacity for work or any other benefits relating to disability (disabled child allowance, disability allowance for a person not less than 16 years of age, caregiver's allowance, etc.) in the previous calendar year? 1 YES A The amount received in the previous calendar year B How many months did You receive it? 2 NO	<div> <div></div> <div></div> <div></div> <div></div> <div></div> <div></div> </div> <div>euros</div> <div> <div></div> <div></div> </div> <div>months</div>
H53	Did You receive the survivor's pension or any other benefits relating to the loss of a provider in the previous calendar year? 1 YES A The amount received in the previous calendar year B How many months did You receive it? 2 NO	<div> <div></div> <div></div> <div></div> <div></div> <div></div> <div></div> </div> <div>euros</div> <div> <div></div> <div></div> </div> <div>months</div>
HF9	INTERVIEWER CHECKPOINT. DID THE RESPONDENT RECEIVE OLD-AGE, INCAPACITY FOR WORK OR SURVIVORS' PENSION LAST YEAR (H51=1 OR H52=1 OR H53=1) AND LIVES IN TALLINN? 1 YES 2 NO → H54	
HF10	In the previous calendar year, did You receive a one-off benefit paid by the city of Tallinn to pensioners? 1 YES 2 NO	
H54	Did You receive sickness benefits paid during Your own sickness or that of Your child in the previous calendar year? Do not take into account maternity benefit and adoption benefit (household questionnaire D11). THIS BENEFIT MAY BE RECEIVED ONLY BY A PERSON WHO WORKS AT THAT TIME (SEE G35). IN GENEAL SICKNESS BENEFITS ARE PAID OUT STARTING FROM THE 4 th DAY, IN CASE OF CHILD'S SICKNESS STARTING FROM THE 1 th DAY. 1 YES A The amount received in the previous calendar year B For how many days did You receive it? DO NOT COUNT THE DAYS, WHERE SICKNESS BENEFITS ARE NOT RECIVED! 2 NO	
HF6	Did You receive the unemployment insurance benefit paid by the Estonian Unemployment Insurance Fund, in the previous calendar year? 1 YES A Net amount received in the previous calendar year B How many months did You receive it? 2 NO	
H56	Did You receive setting-up aid to start a business in the previous calendar year? 1 YES A The amount received in the previous calendar year 2 NO	
H55	Did You receive the unemployment benefit, the stipend paid to an unemployed person or the travel and accommodation benefit paid by the Labour Market Board in the previous calendar year? Do not take into consideration redundancy payments, the unemployment insurance benefit and setting-up aid to start a business. 1 YES A The amount received in the previous calendar year B How many months did You receive it? 2 NO	
HF1	Did You receive a redundancy payment in 2010. and/or 2011.? 1 YES The amount received 2 NO → H57	
HF2	How much of the received redundancy payment did You use up in the previous calendar year? A 1 <input type="text"/> <input type="text"/> <input type="text"/> <input type="text"/> <input type="text"/> <input type="text"/> kroons → H57 2 I DON'T KNOW B When did You receive that amount? C in year <input type="text"/> <input type="text"/> <input type="text"/> <input type="text"/> D in month <input type="text"/> <input type="text"/> D How many months' wages was this payment equal to? Number of months <input type="text"/> <input type="text"/>	

H57 ☀	Did You receive any education-related benefits in the previous year?			
	YES	A. Amount received in the previous calendar year	NO	
I	Education allowance or state stipend	1	_____ euros	2
B	Scholarship or grant awarded by a fund or organisation located in Estonia	1	_____ euros	2
C	Scholarship or grant awarded by a foreign state	1	_____ euros	2
D	Student loan written-off to a certain extent	1	_____ euros	2
H	OTHER [RECORD]	1	_____ euros	2
HF7	INTERVIEWER CHECKPOINT. WAS THE RESPONDENT A CONSCRIPT IN THE PREVIOUS CALENDAR YEAR (G35A-L=10)? 1 YES 2 NO → H58			
HF8	In what amount did you receive the conscript's benefit in the previous calendar year?			
A	The amount received in the previous calendar year	_____ euros		
	How many months did You receive it?	_____ months		
H58	Did You receive in the previous calendar year any other support/benefit/pension not mentioned above (support upon release from custodial institution, compensation paid to a victim of a criminal offence, KredEx home repair support, support for families with many children, support for young teachers, etc.)?			
	YES	[RECORD]	A. Amount received in the previous calendar year	NO
A	1	_____ euros	2
B	1	_____ euros	2

H.G. TAXES ON INCOME

H59	Did You pay an additional amount of tax due to be paid on the income received in 2010 (an additional amount of tax was paid in 2011)? 1 YES 2 NO → H64
H60	Who paid the additional amount of income tax and for whom? 1 I paid the additional amount of income tax only for myself → H63 2 I paid the additional amount of income tax both for myself and for other members of the household or → H62 3 The additional amount of income tax was paid by another member of the household both for himself or herself as well as for me
H61	Please specify the name of the member of the household who paid the additional amount of income tax for you. A Name Year of birth _____ CONTINUE → H64
H62	Please specify the name(s) of this (these) household member(s) for whom You paid the additional amount of income tax. A Name..... Year of birth _____ B Name..... Year of birth _____ C Name..... Year of birth _____
H63	What was the amount of the additional amount of tax paid on Your income in the previous calendar year? Additional amount of tax paid on income in the previous calendar year _____ euros
H64	Did You receive income tax return for the 2009 income (income tax return was received in 20010) for instance for loan interests, education costs, higher tax-free minimum? <i>NB! Income tax returns for education costs and interests on student loans should be included here.</i> 1 YES A Income tax return for the income received in the previous year _____ euros 2 NO

SECTION I. HEALTH

Finally, I will ask You a few questions about Your health.

YG1 ☀	What is Your general assessment of Your health? 1 Very good 4 Bad 2 Good 5 Very bad 3 Neither good nor bad
YG2	Do You have any long-term (chronic) illness or health problem? <i>NB! Seasonal (e.g. hay fever) or recurrent health problems should also be considered as long-term.</i> 1 YES 2 NO
YG3	Thinking of previous six months, to what extent have You been restricted due to a health problem in activities that people usually do? Would You say that You have been ... 1 substantially restricted 2 restricted, but not substantially 3 not restricted at all? → I04
I04	Have You been in a situation in the previous 12 months where You needed to get an appointment by a family doctor but did not get an appointment nor a house visit? 1 YES 2 NO → I06
I05 ☀	What was the main reason why You could not get an appointment by a family doctor (nor a house visit)? 01 I could not afford it for economic reasons 06 Too far, transport problems 02 I had no time due to work, taking care of children or others 07 Waitlist too long 03 I was afraid (of a doctor, hospital, examination, treatment) 08 I did not have valid health insurance 04 I did not know any good doctor who I could see 10 Other reason 05 I wanted to wait and see if the health problem [RECORD] would disappear by itself
I06	Have You been in a situation in the previous 12 months where You needed an appointment by a dentist but did not get an appointment nor a consultation? <i>NB! Orthodontists and prostheses specialists (doctors) should also be taken into account here.</i> 1 YES 2 NO → I08
I07 ☀	What was the main reason why You could not get an appointment by a dentist? 01 I could not afford it for economic reasons 06 Too far, transport problems 02 I had no time due to work, taking care of children or others 07 Waitlist too long 03 I was afraid (of a doctor, hospital, examination, treatment) 08 I did not have valid health insurance 04 I did not know any good doctor who I could see 09 I did not have a referral 05 I wanted to wait and see if the health problem 10 Other reason would disappear by itself [RECORD]
I08	Have You been in a situation in the previous 12 months where You needed an appointment by a medical specialist but did not get help or consultation? 1 YES 2 NO → I12
I09 ☀	What was the main reason why You could not get an appointment by a medical specialist? 01 I could not afford it for economic reasons 06 Too far, transport problems 02 I had no time due to work, taking care of children or others 07 Waitlist too long 03 I was afraid (of a doctor, hospital, examination, treatment) 08 I did not have valid health insurance 04 I did not know any good doctor who I could see 09 I did not have a referral 05 I wanted to wait and see if the health problem 10 Other reason would disappear by itself [RECORD]
I12	Have You been in a situation in the previous 12 months where You needed hospital care but did not get it? 1 YES 2 NO → I10
I13 ☀	What was the main reason why You could not get hospital care? 01 I could not afford it for economic reasons 06 Too far, transport problems 02 I had no time due to work, taking care of children or others 07 Waitlist too long 03 I was afraid (of a doctor, hospital, examination, treatment) 08 I did not have valid health insurance 04 I did not know any good doctor who I could see 09 I did not have a referral 05 I wanted to wait and see if the health problem 10 Other reason would disappear by itself [RECORD]
I10	How tall are you? _ _ _ cm

