



# Guinea-Bissau

The World Bank Group  
Country Survey FY 2014

Report of Findings  
February 2015



CountryOpinionSurveys  
THE WORLD BANK GROUP

## Acknowledgements

The Guinea-Bissau Country Opinion Survey is part of the Country Opinion Survey Program series of the World Bank Group. This report was prepared by the Public Opinion Research Group (PORG) team led by Sharon Felzer (Senior Communications Officer, Head of PORG), Svetlana Markova, Jessica Cameron and Jing Guo. Calita Woods and Dania Mendoza provided data support. The report was prepared under the overall guidance and supervision of Sumir Lal (Director, ECRGP). PORG acknowledges the significant contribution from the Guinea-Bissau country team and the local fielding agency CASA DOS DIREITOS. In particular, PORG is grateful to Marie-Chantal Uwanyiligira (Country Program Coordinator); Carmen Maria Pereira (Liaison Officer) and Mademba Ndiaye (Senior Communications Officer) for their ongoing support throughout the Country Opinion Survey process.

# Table of Contents

I. Objectives .....	3
II. Methodology.....	3
III. Demographics of the Sample.....	5
IV. General Issues Facing Guinea-Bissau .....	11
V. Overall Attitudes toward the World Bank Group.....	16
VI. Sectoral Importance and Effectiveness.....	25
VII. How the World Bank Group Operates .....	30
VIII. World Bank Group's Knowledge and Instruments .....	36
IX. The Future Role of the World Bank Group in Guinea-Bissau .....	41
X. Communication and Openness.....	47
XI. Appendices.....	52
XII. Appendices.....	54



## I. Objectives

This survey was designed to achieve the following objectives:

- Assist the World Bank Group in gaining a better understanding of how stakeholders in Guinea-Bissau perceive the World Bank Group;
- Obtain systematic feedback from stakeholders in Guinea-Bissau regarding:
  - Their views regarding the general environment in Guinea-Bissau;
  - Their overall attitudes toward the World Bank Group in Guinea-Bissau;
  - Overall impressions of the World Bank Group's effectiveness and results, knowledge work and activities, and communication and information sharing in Guinea-Bissau;
  - Perceptions of the World Bank Group's future role in Guinea-Bissau.
- Use data to help inform Guinea-Bissau country team's strategy.

## II. Methodology

In May-June 2014, 279 stakeholders of the World Bank Group in Guinea-Bissau were invited to provide their opinions on the World Bank Group's assistance to the country by participating in a country survey. Participants in the survey were drawn from the office of the President; the office of the Prime Minister; office of a minister; office of a parliamentarian; ministries, ministerial departments, or implementation agencies; consultants/contractors working on World Bank Group-supported projects/programs; project management units (PMUs) overseeing implementation of a project; local government officials; bilateral and multilateral agencies; private sector organizations; private foundations; the financial sector/private banks; NGOs; community based organizations; the media; independent government institutions; trade unions; faith-based groups; academia/research institutes/think tanks; the judiciary branch; and other organizations. A total of 183 stakeholders participated in the survey (66% response rate).

Respondents completed questionnaires with a representative of the fielding agency. Respondents were asked about: general issues facing Guinea-Bissau; their overall attitudes toward the World Bank Group (WBG); the WBG's effectiveness and results; the WBG's knowledge work and activities; working with the WBG; the WBG's future role in Guinea-Bissau; and the WBG's communication and information sharing in Guinea-Bissau.

Every country that engages in the Country Opinion Survey must include specific indicator questions that will be aggregated for the World Bank Group's annual Corporate Scorecard. These questions are identified throughout the survey report.

- A. General Issues Facing Guinea-Bissau: Respondents were asked to indicate whether Guinea-Bissau is headed in the right direction, what they thought were the top three most important development priorities in the country, which areas would contribute most to reducing poverty and generating economic growth in Guinea-Bissau, and how "shared prosperity" would be best achieved in Guinea-Bissau.

## II. Methodology (continued)

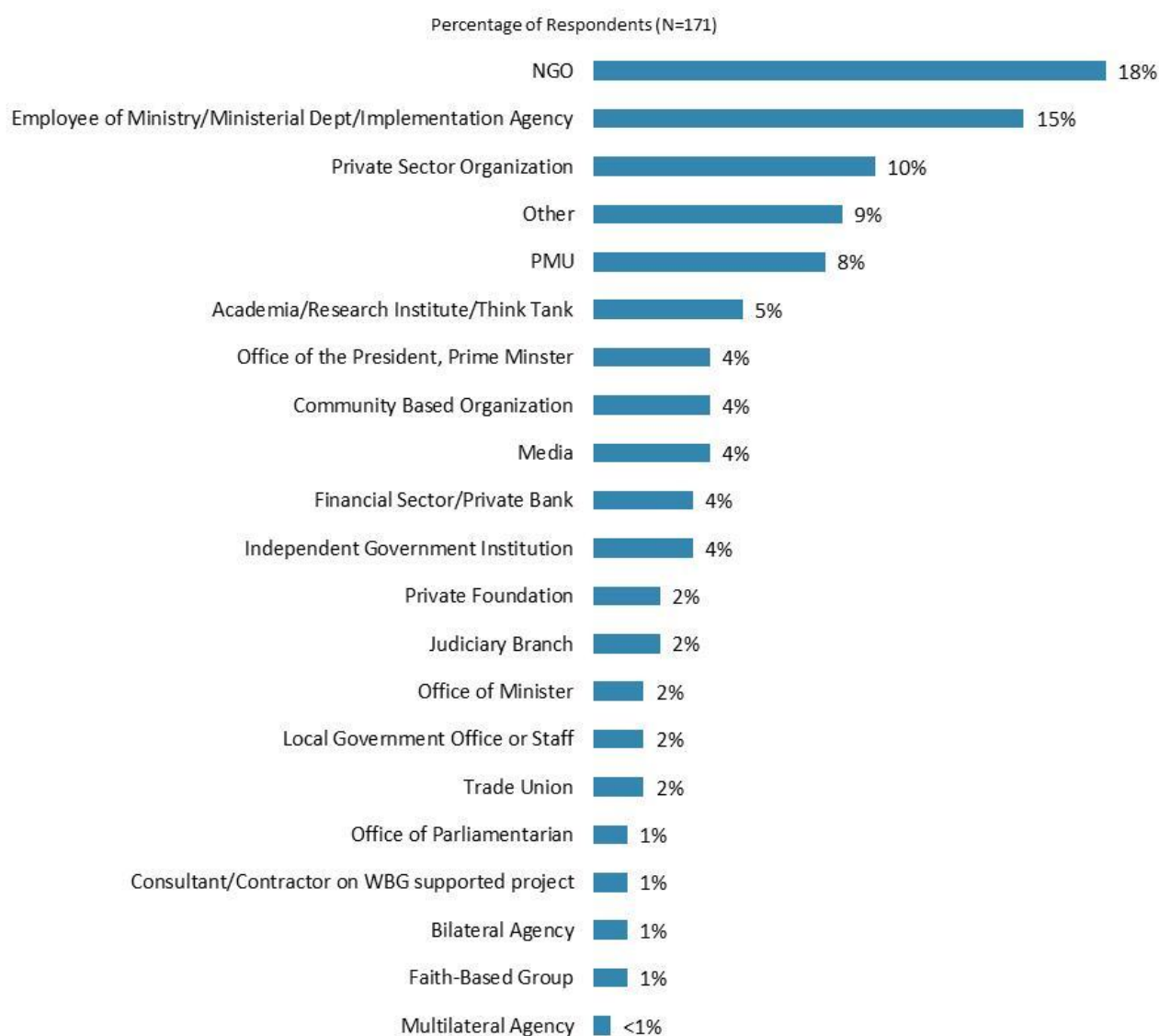
- B. Overall Attitudes toward the World Bank Group (WBG): Respondents were asked to rate their familiarity with the WBG, the WBG's effectiveness in Guinea-Bissau, WBG staff preparedness to help Guinea-Bissau solve its development challenges, their agreement with various statements regarding the WBG's work, and the extent to which the WBG is an effective development partner. Respondents were asked to indicate the WBG's greatest values and weaknesses, the most effective instruments in helping reduce poverty in Guinea-Bissau, with which stakeholder groups the WBG should collaborate more, in which sectoral areas the WBG should focus most of its resources (financial and knowledge services), and to what reasons respondents attributed failed or slow reform efforts.
- C. World Bank Group's Effectiveness and Results: Respondents were asked to rate the extent to which the WBG's work helps achieve development results in Guinea-Bissau, the extent to which the WBG meets Guinea-Bissau's needs for knowledge services and financial instruments, and the WBG's level of effectiveness across thirty-five development areas, such as economic growth, private sector development, education, health, agriculture and rural development.
- D. The World Bank Group's Knowledge Work and Activities: Respondents were asked to indicate how frequently they consult WBG's knowledge work and activities and to rate the effectiveness and quality of the WBG's knowledge, including how significant of a contribution it makes to development results and its technical quality.
- E. Working with the World Bank Group: Respondents were asked to rate their level of agreement with a series of statements regarding working with the WBG, such as the WBG's "Safeguard Policy" requirements being reasonable, the WBG imposing reasonable conditions on its lending, disbursing funds promptly, and providing effective implementation support.
- F. The Future Role of the World Bank Group in Guinea-Bissau: Respondents were asked to indicate what the WBG should do to make itself of greater value in Guinea-Bissau, which services the WBG should offer more of in the country, and which development areas would benefit most from WBG playing a leading role as compared to other donors.
- G. Communication and Information Sharing: Respondents were asked to indicate how they get information about economic and social development issues, how they prefer to receive information from the WBG, and their usage and evaluation of the WBG's websites and social media channels. Respondents were also asked about their awareness of the WBG's Access to Information policy, past information requests from the WBG, and their level of agreement that they use more data from the WBG as a result of the WBG's Open Data policy.
- H. Background Information: Respondents were asked to indicate their current position, specialization, whether they professionally collaborate with the WBG, and their exposure to the WBG in Guinea-Bissau.

When possible, responses from respondents completing this year's country survey were compared to responses from 211 respondents (73% response rate) who completed the survey in FY 2011. Notations and/or charts are included when these comparisons were possible.

### III. Demographics of the Sample

#### Current Position

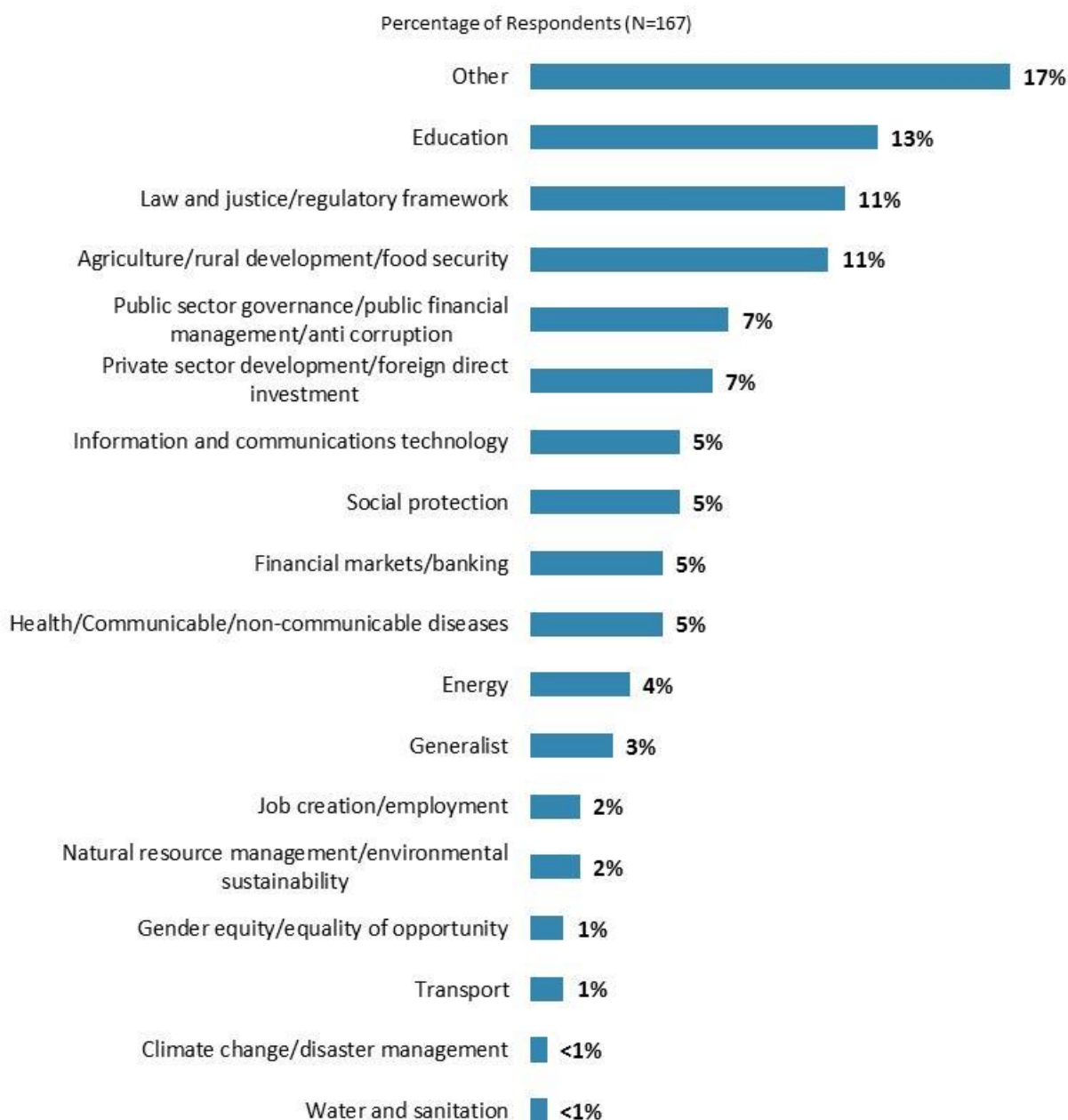
- For further analyses, a small number of respondents from the office of a minister were combined with respondents from the office of the President/Prime Minister; respondents from PMUs and consultants/contractors working on WBG-supported projects/programs were combined with employees of ministries/ministerial departments/implementation agencies; respondents from the financial sector/private banks were combined with those from private sector organizations; respondents from NGOs, community based organizations, private foundations, trade unions, and faith-based groups were combined into the “CSO” category; and the few respondents from the office of a parliamentarian, local governments, independent government institutions, bilateral and multilateral agencies, and the judiciary branch were included in the “Other” category.



“Which of the following best describes your current position?” (Respondents chose from a list.)

### III. Demographics of the Sample (continued)

#### Area of Primary Specialization

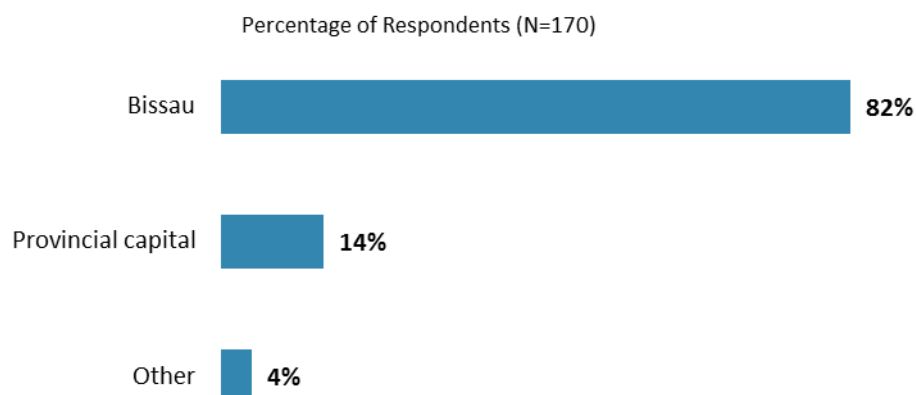


"Please identify the primary specialization of your work." (Respondents chose from a list.)

### III. Demographics of the Sample (continued)

#### Geographic Location

- The majority of respondents indicated that they were located in Bissau. A small number of respondents from provincial capitals were included in the “Other” category for all further analyses.
- Responses across geographic locations for all country survey questions can be found in Appendix C (see page 99). Only significant differences between geographic locations in response to indicator questions will be discussed in the body of this report.



“Which best represents your geographic location?” (Respondents chose from a list.)

### III. Demographics of the Sample (continued)

#### Collaboration with and Exposure to the World Bank Group

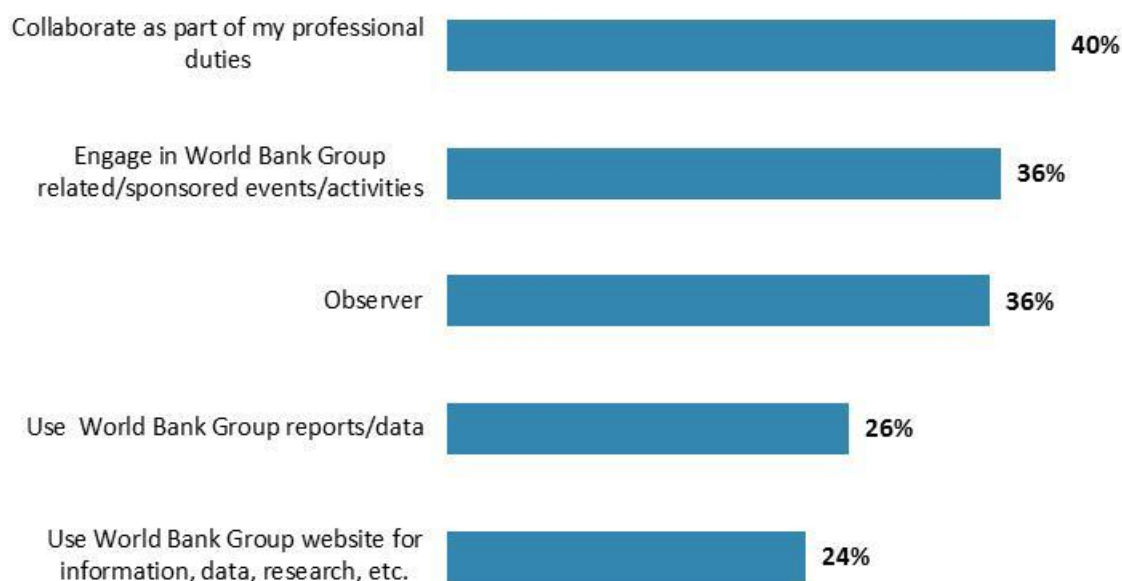
- Differences in responses to the indicator questions, based on levels of collaboration and exposure to the World Bank Group in Guinea-Bissau, can be found in Appendix F (see page 136). Please note that where these two factors appear to have a significant relationship with overall views of the World Bank Group, it is highlighted in yellow in that table.

Percentage of Respondents (N=169)



"Currently, do you professionally collaborate/work with the World Bank Group in your country?"

Percentage of Respondents (N=140)

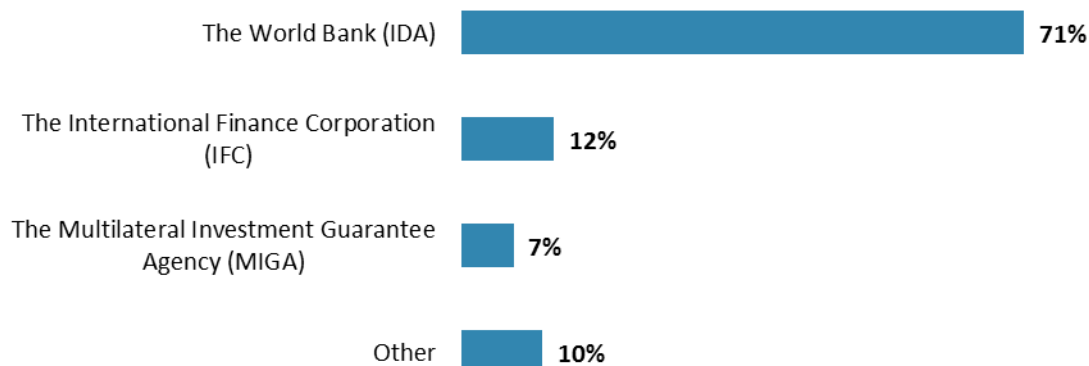


"Which of the following describes most of your exposure to the World Bank Group in Guinea-Bissau? (Choose no more than TWO)" (Respondents chose from a list. Responses combined.)

### III. Demographics of the Sample (continued)

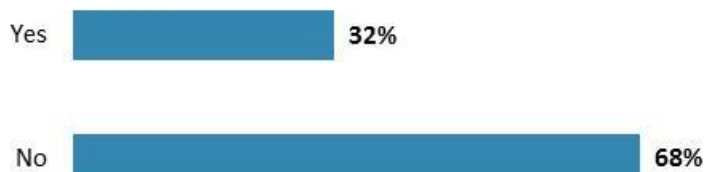
#### Exposure to Agencies within the World Bank Group

Percentage of Respondents (N=136)



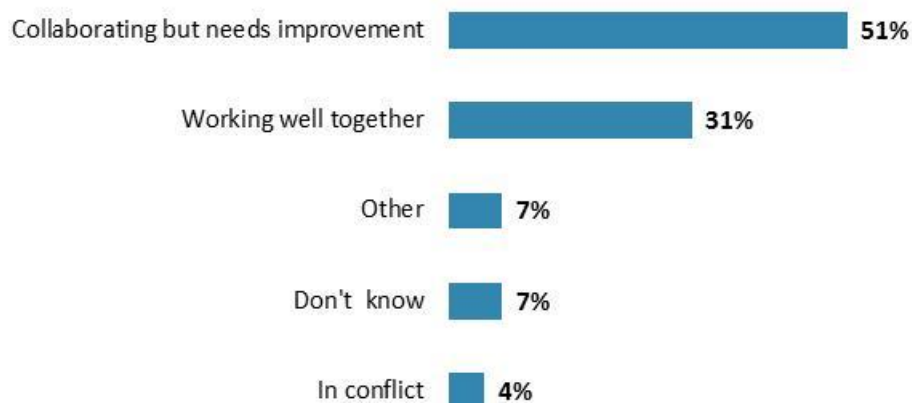
"Which of the following agencies of the World Bank Group do you primarily engage with in Guinea-Bissau? (Select only ONE response)" (Respondents chose from a list.)

Percentage of Respondents (N=117)



"Do your projects involve both the World Bank and the IFC?"

Percentage of Respondents (N=45)

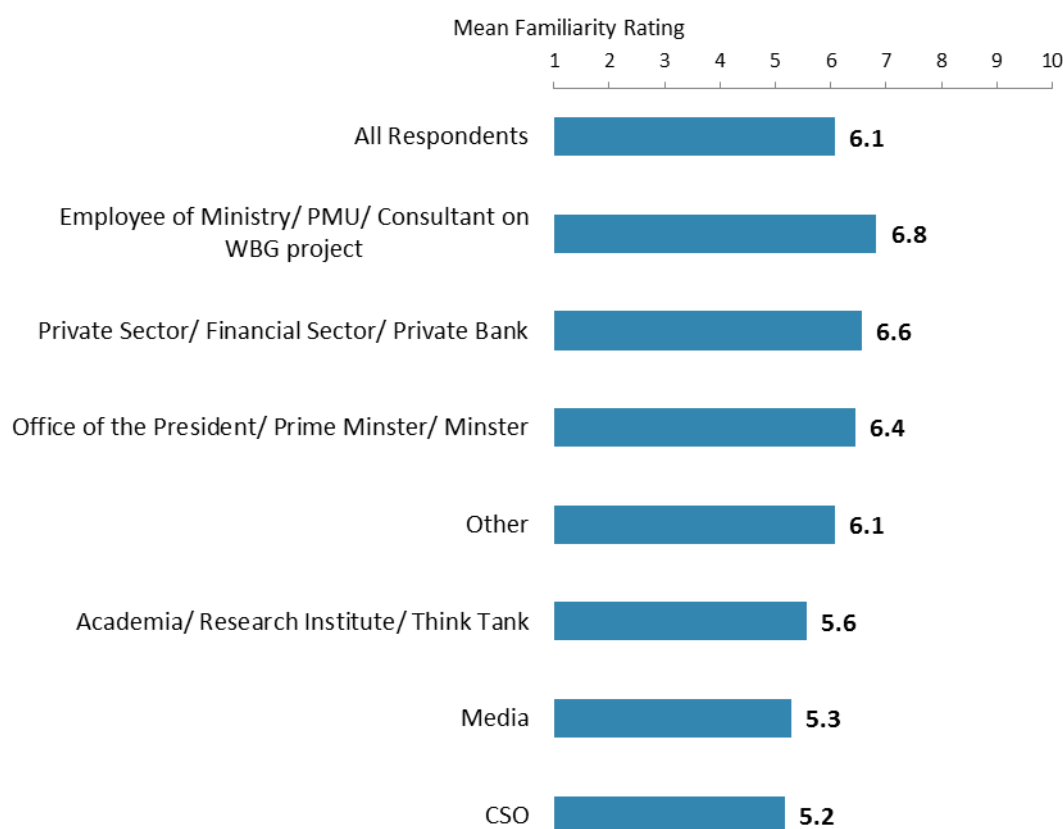


"If yes, what was your view on the two institutions working together in Guinea-Bissau? (Select only ONE response)" (Respondents chose from a list.)

### III. Demographics of the Sample (continued)

#### Familiarity with the World Bank Group

- Respondents who professionally collaborate/work with the WBG had significantly higher levels of familiarity with the WBG than respondents who indicated that they do not collaborate with the WBG.
- Respondents in this year's country survey had significantly lower levels of familiarity with the WBG in Guinea-Bissau compared to respondents from the FY '11 country survey (7.2).
- Respondents' ratings of familiarity with the WBG were significantly, strongly correlated with their perceptions of the WBG's overall effectiveness in Guinea-Bissau, and significantly, moderately correlated with their perceptions of the WBG's relevance to Guinea-Bissau's development, and the WBG's ability to help achieve development results in Guinea-Bissau.

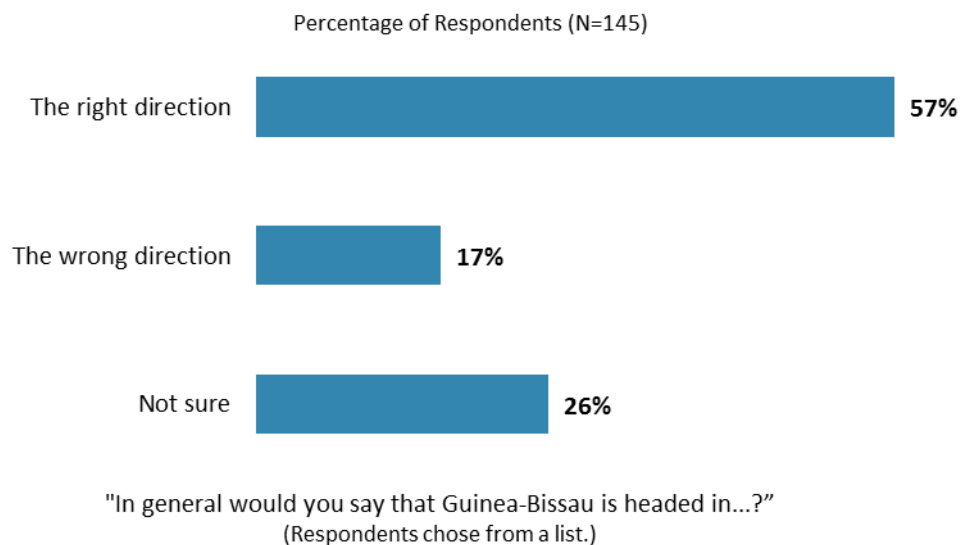


"How familiar are you with the work of the World Bank Group in Guinea-Bissau?"  
 (1 - "Not familiar at all", 10 - "Extremely familiar")

## IV. General Issues Facing Guinea-Bissau

### Headed in the Right Direction

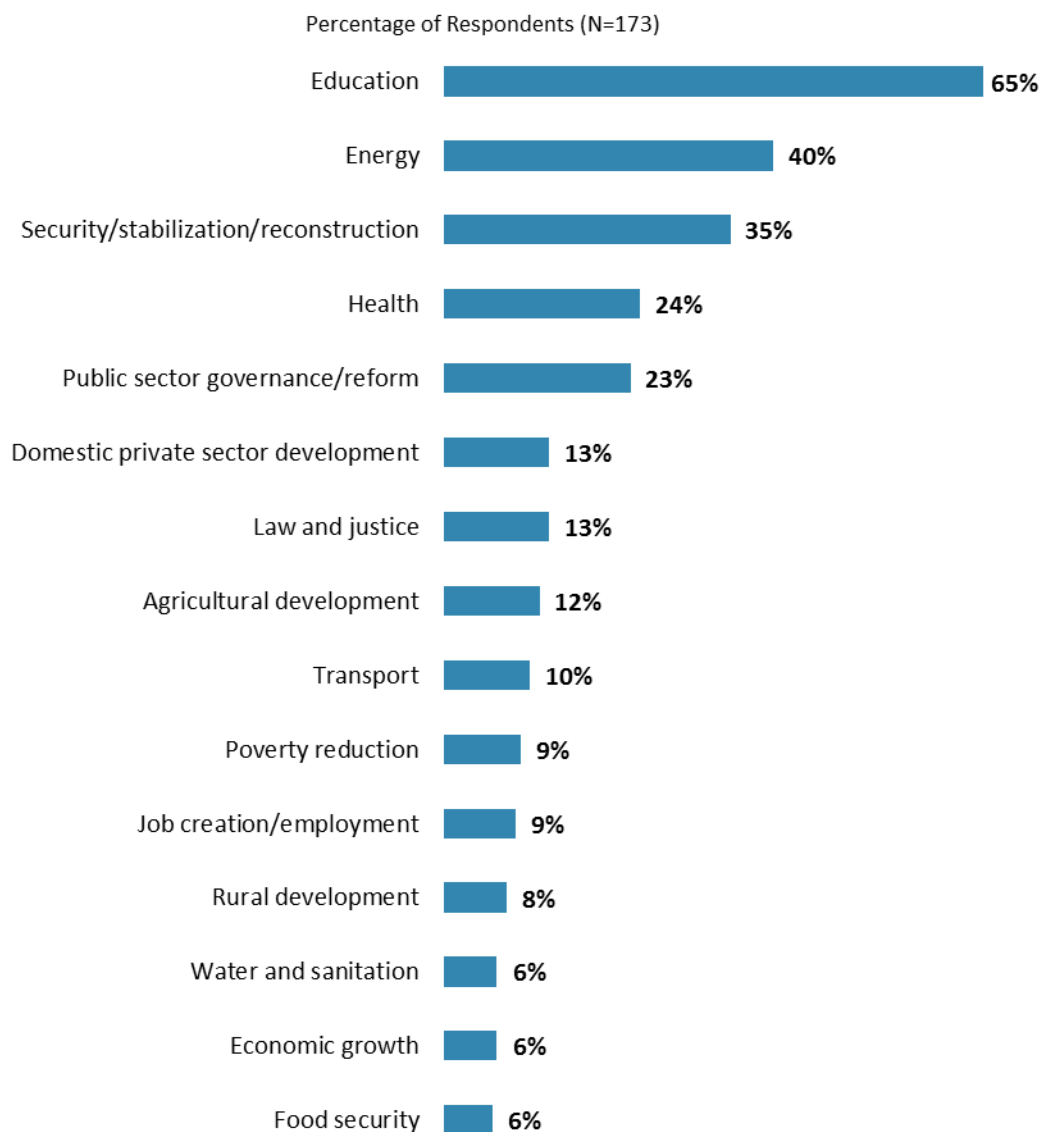
- Respondents from Bissau were significantly more likely to indicate that Guinea-Bissau is headed in the right direction than respondents from other geographic locations.



## IV. General Issues Facing Guinea-Bissau (continued)

### Development Priority

- In the FY'11 country survey\*, access to/quality of public education (28%) and improving access to public electricity (28%) were considered the most important development priorities for Guinea-Bissau.



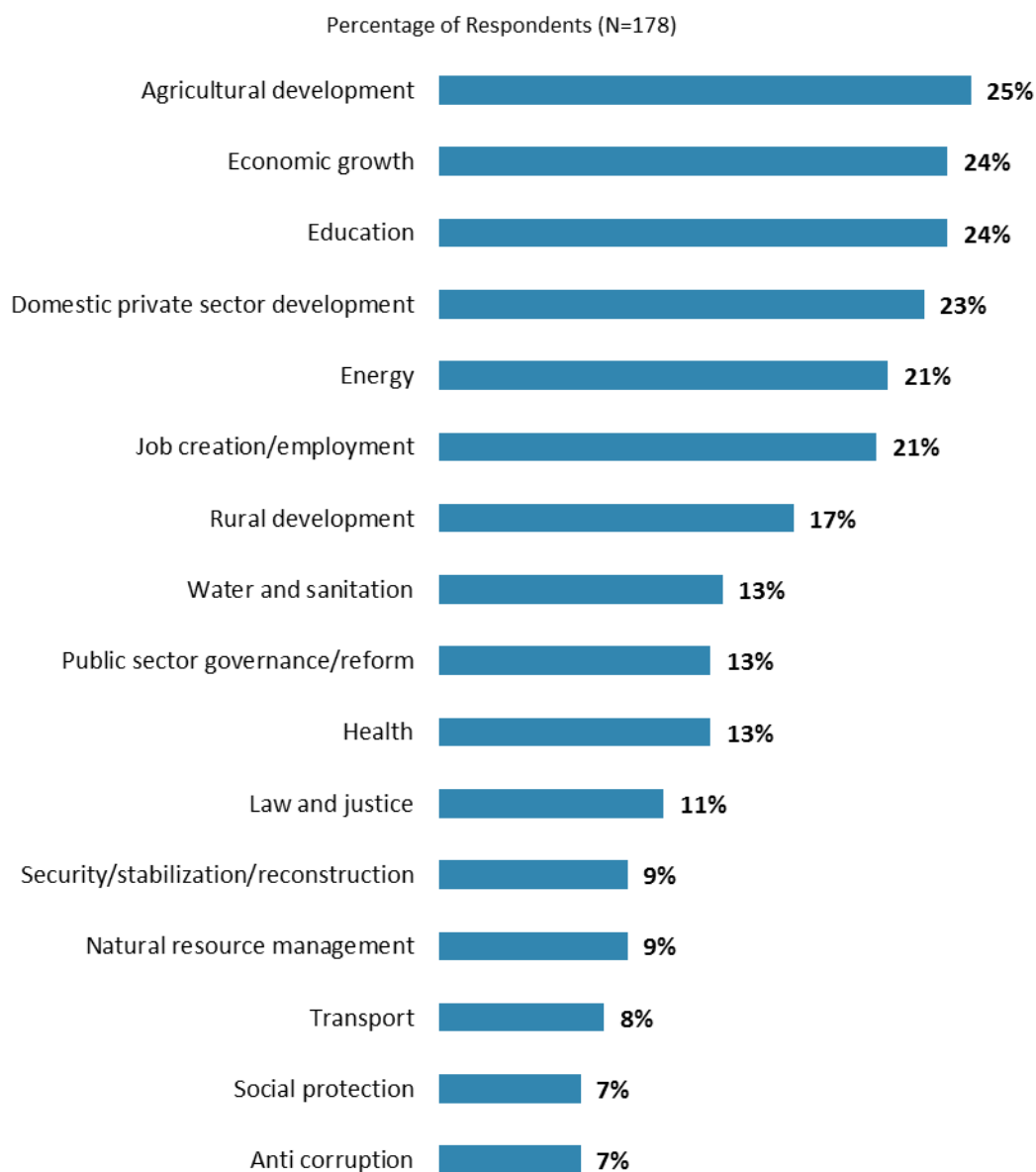
"Listed below are a number of development priorities in Guinea-Bissau. Please identify which of the following you consider the most important development priorities in Guinea-Bissau. (Choose no more than THREE)" (Respondents chose from a list. Responses combined. Top 15 shown.)

\*Not all of the response options provided in the FY'14 country survey were provided in the FY'11 country survey.

## IV. General Issues Facing Guinea-Bissau (continued)

### Factors Contributing to Poverty Reduction

- In the FY'11 country survey\*, respondents indicated that agriculture sector development (41%) would contribute most to reducing poverty in Guinea-Bissau.



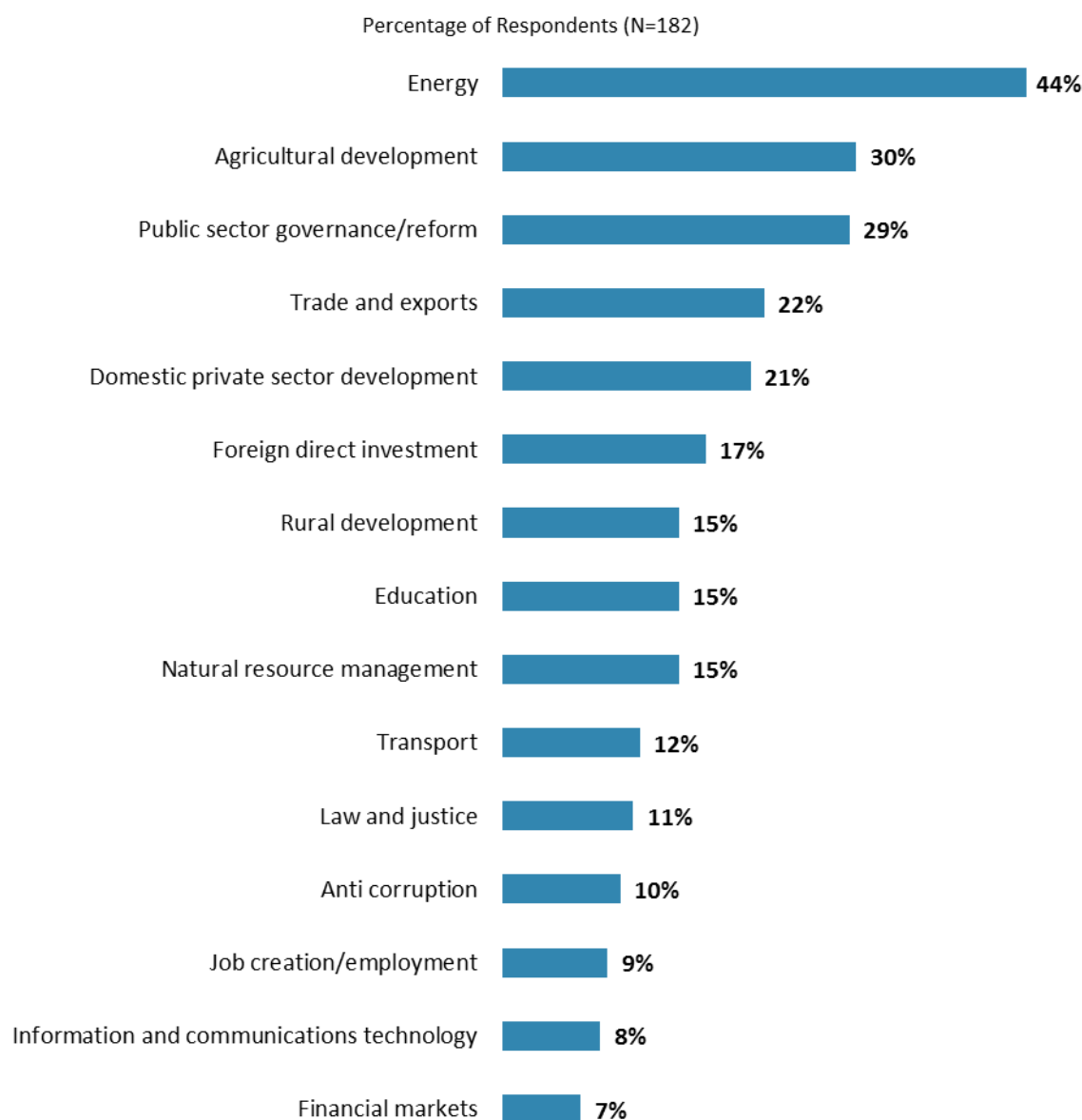
“Poverty reduction is a broad term that encompasses work in many different areas. Which THREE areas of development listed below do you believe would contribute most to reducing poverty in Guinea-Bissau?”  
(Respondents chose from a list. Responses combined. Top 15 shown.)

\*Not all of the response options provided in the FY'14 country survey were provided in the FY'11 country survey.

## IV. General Issues Facing Guinea-Bissau (continued)

### Factors Contributing to Economic Growth

- In the FY'11 country survey\*, respondents indicated that improving access to public electricity (38%) and agriculture sector development (38%) would contribute most to generating economic growth in Guinea-Bissau.

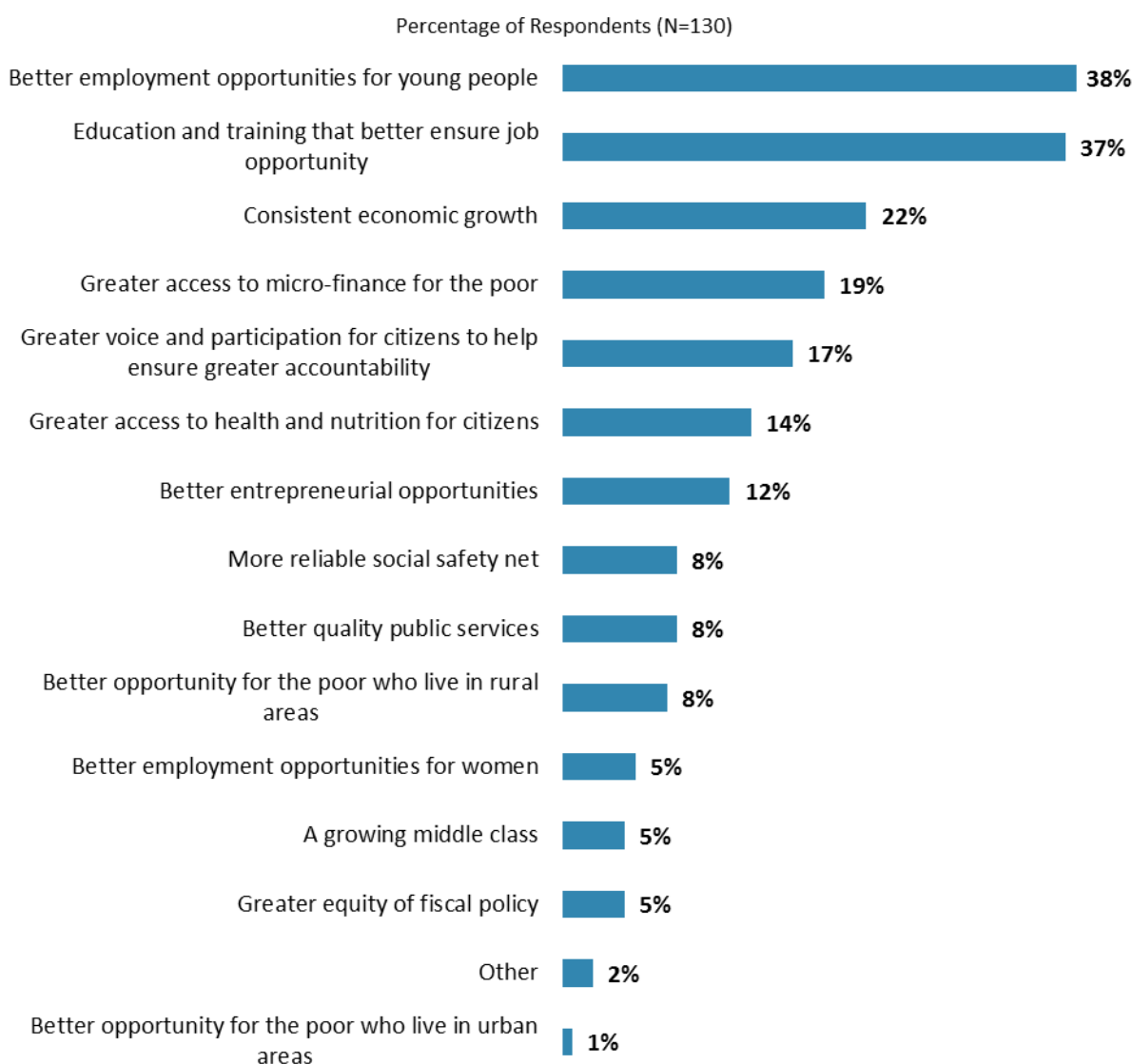


“Economic growth can be driven by a number of factors. Which THREE areas below do you believe would contribute most to generating economic growth in Guinea-Bissau? (Choose no more than THREE)” (Respondents chose from a list. Responses combined. Top 15 shown.)

\*Not all of the response options provided in the FY'14 country survey were provided in the FY'11 country survey.

## IV. General Issues Facing Guinea-Bissau (continued)

### Achieving “Shared Prosperity”

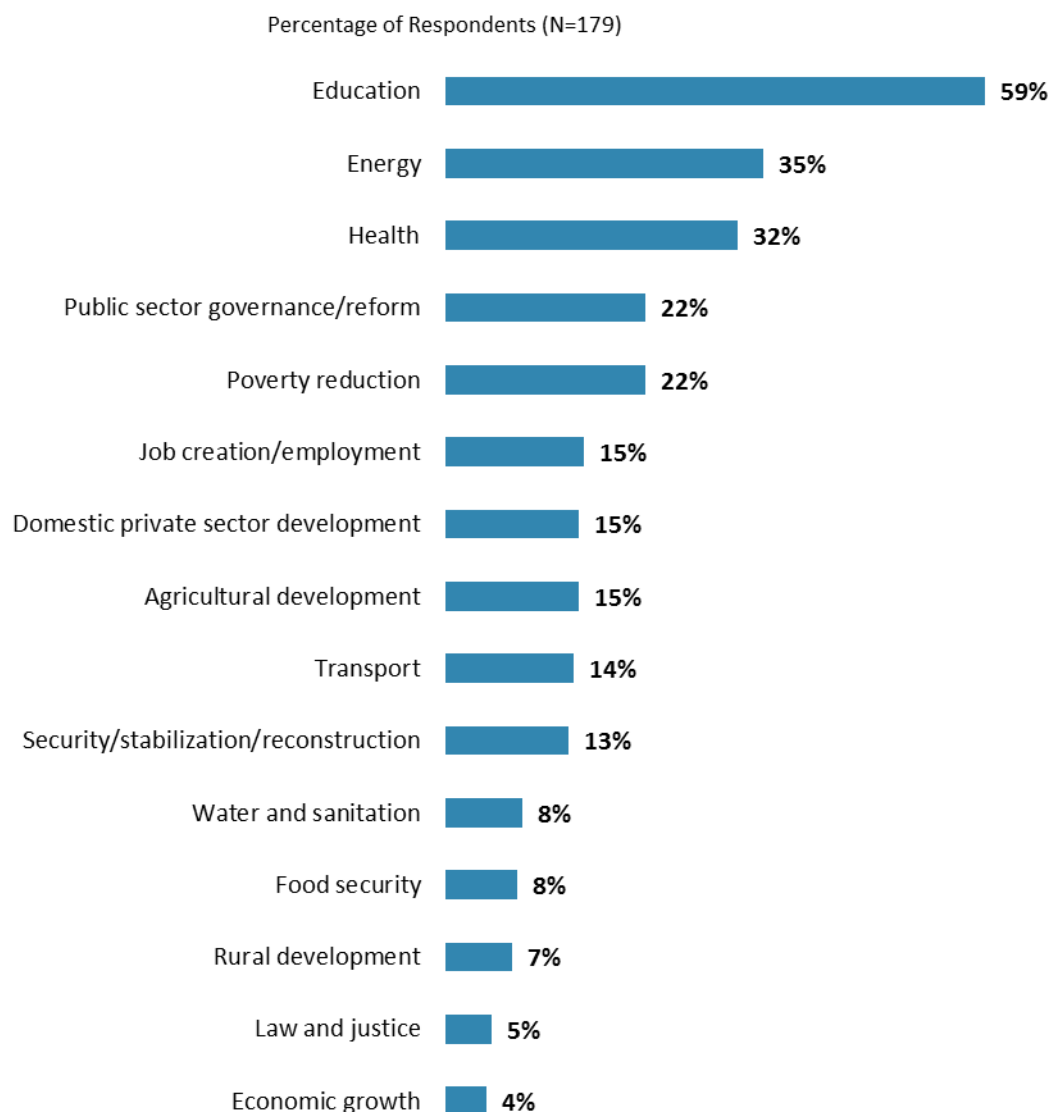


“When thinking about the idea of ‘shared prosperity’ in your country, which of the following TWO best illustrate how this would be achieved in Guinea-Bissau?  
(Choose no more than TWO)” (Respondents chose from a list. Responses combined.)

## V. Overall Attitudes toward the World Bank Group

### Focusing World Bank Group Resources

- In the FY'11 country survey\*, respondents indicated that the WBG should focus its resources on improving access to public electricity (21%), agriculture sector development (19%), and access to/quality of public education (17%) in Guinea-Bissau.



“When thinking about how the World Bank Group can have the most impact on development results in Guinea-Bissau, in which sectoral areas do you believe the World Bank Group should focus most of its resources (financial and knowledge services) in Guinea-Bissau? (Choose no more than THREE)” (Respondents chose from a list. Responses combined. Top 15 shown.)

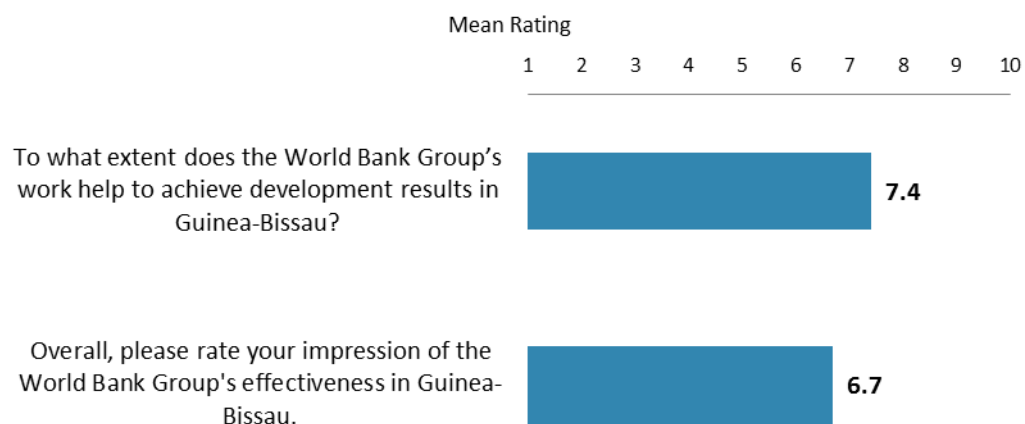
\*Not all of the response options provided in the FY'14 country survey were provided in the FY'11 country survey.

## V. Overall Attitudes toward the World Bank Group (continued)

As noted in the “Methodology” section, the indicator questions referred to throughout the survey report are questions that are asked in every country that engages in the Country Opinion Survey. These will be aggregated for the World Bank Group’s annual Corporate Scorecard.

### The WBG’s Overall Effectiveness and Achievement of Development Results (Indicator Questions)

- Respondents from the office of the President/Prime Minister/Minister and the media gave the highest ratings for the WBG’s overall effectiveness in Guinea-Bissau whereas respondents from academia/research institutes/think tanks gave significantly lower ratings.
- Respondents across all geographic locations and levels of collaboration with the WBG gave statistically similar ratings for the WBG’s overall effectiveness.
- Respondents in this year’s country survey gave statistically similar ratings for the WBG’s overall effectiveness compared to respondents from the FY’11 (6.8).
- Respondents across all stakeholder groups, geographic locations, and levels of collaboration with the WBG gave statistically similar ratings for the extent to which the WBG’s work helps to achieve development results in Guinea-Bissau.



(1- "To no degree at all", 10- "To a very significant degree" and 1- "Not effective at all", 10- "Very effective")

## V. Overall Attitudes toward the World Bank Group (continued)

### Building/Strengthening Country Systems (*Indicator Question*)

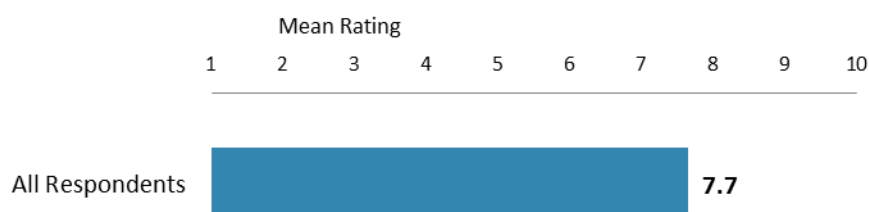
- Respondents across all stakeholder groups, geographic locations, and levels of collaboration with the WBG gave statistically similar ratings for the extent to which the WBG helps to build/strengthen existing country systems in Guinea-Bissau.



"To what extent does the World Bank Group help to build/strengthen existing country systems (e.g., procurement, financial management, etc.) in Guinea-Bissau?"  
(1-"To no degree at all", 10-"To a very significant degree")

### Staff Preparedness (*Indicator Question*)

- Respondents across all stakeholder groups, geographic locations, and levels of collaboration with the WBG gave statistically similar ratings for the extent to which the WBG's staff is well prepared to help Guinea-Bissau solve its most complicated development challenges.



"To what extent do you believe the World Bank Group's staff is well prepared (e.g., skills and knowledge) to help Guinea-Bissau solve its most complicated development challenges?"  
(1-"To no degree at all", 10-"To a very significant degree")

## V. Overall Attitudes toward the World Bank Group (continued)

### Overall Ratings for Indicator Questions by Stakeholder Groups\*

- There were no significant differences across stakeholder groups in their aggregated responses to twenty-eight indicator questions (responses to individual indicator questions across all stakeholder groups can be found in Appendix G, page 137).

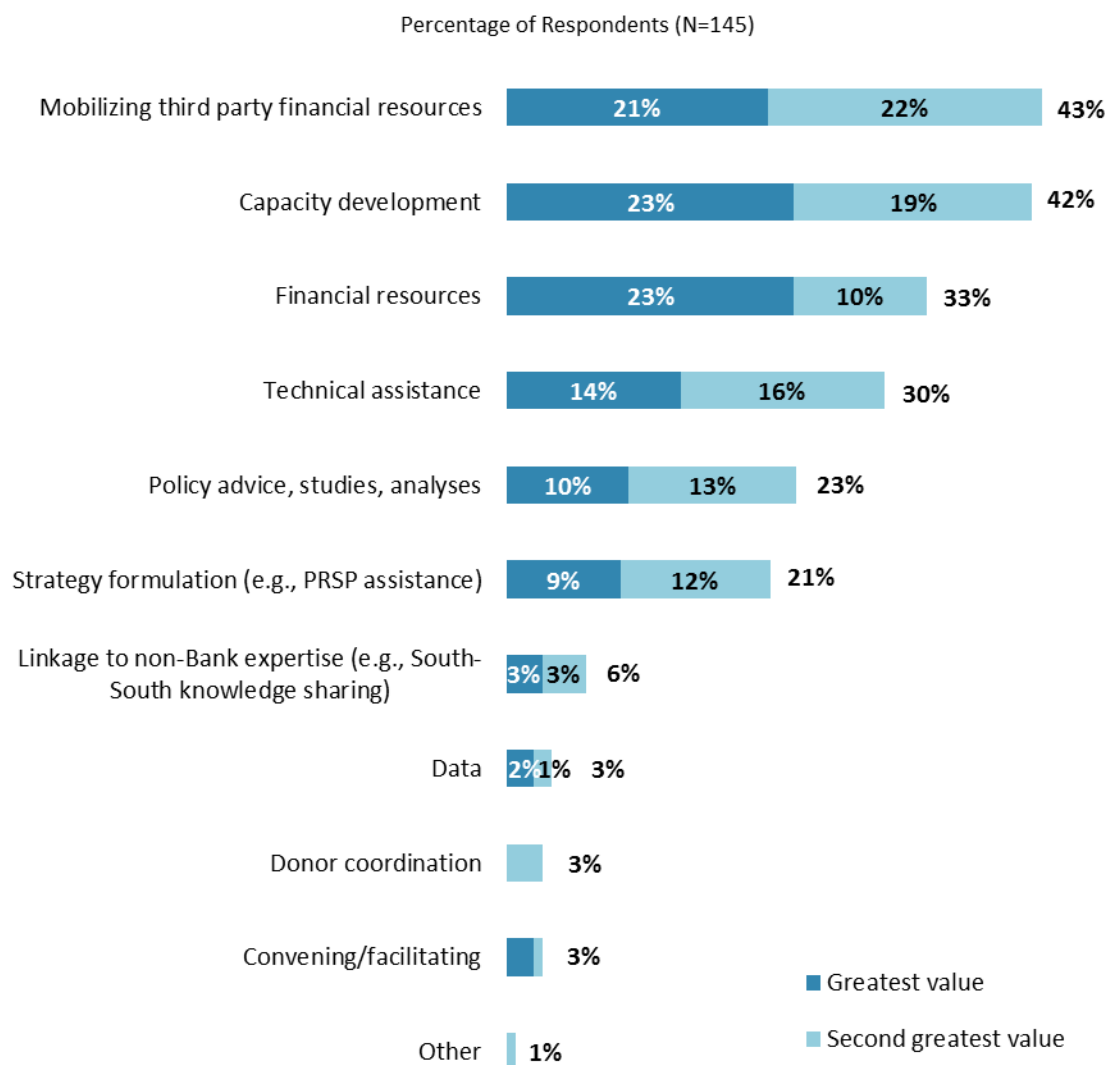


*Mean Ratings across all Indicator Questions, all asked on 1 to 10 scales*

\* Responses to all twenty-eight indicator questions can be found in Appendices F and G.

## V. Overall Attitudes toward the World Bank Group (continued)

### WBG Activities: Greatest Value

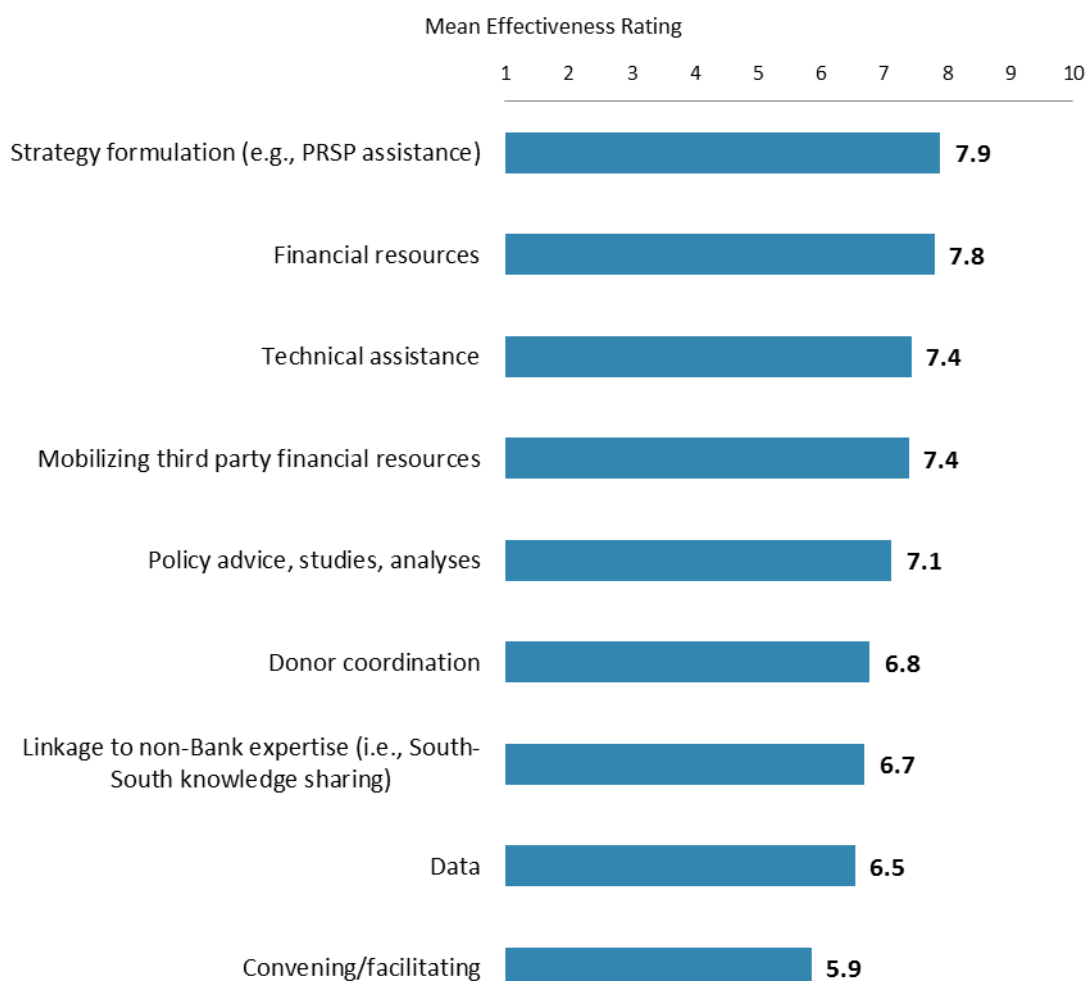


“When thinking about the World Bank Group’s role, which activity do you believe is of greatest VALUE and which activity is of second greatest value in Guinea-Bissau?”  
(Respondents chose from a list.)

## V. Overall Attitudes toward the World Bank Group (continued)

### WBG Activities: Effectiveness

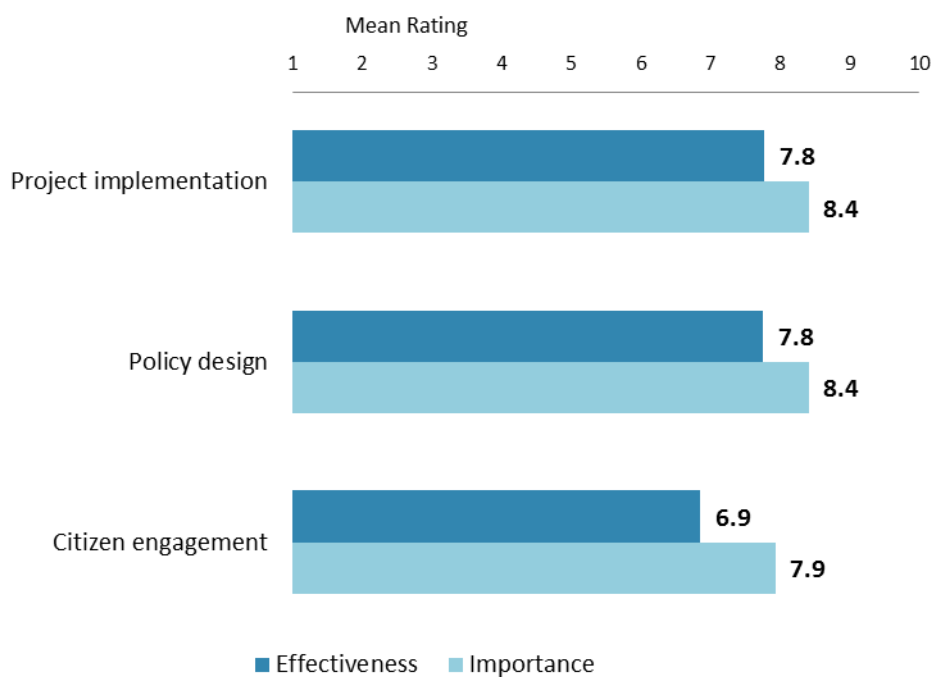
- Respondents from Bissau gave significantly higher ratings for the effectiveness of the WBG's financial resources, donor coordination, linkage to non-Bank expertise, and convening/facilitating than respondents from other geographic locations.



"How effectively do the World Bank Group's activities below support Guinea-Bissau's efforts to achieve development results?" (1-"Not effective at all", 10-"Very effective")

## V. Overall Attitudes toward the World Bank Group (continued)

### WBG Activities: Capacity Building



"How EFFECTIVE do you believe the World Bank Group is in terms of the capacity building work it does in each of the following areas in Guinea-Bissau?"

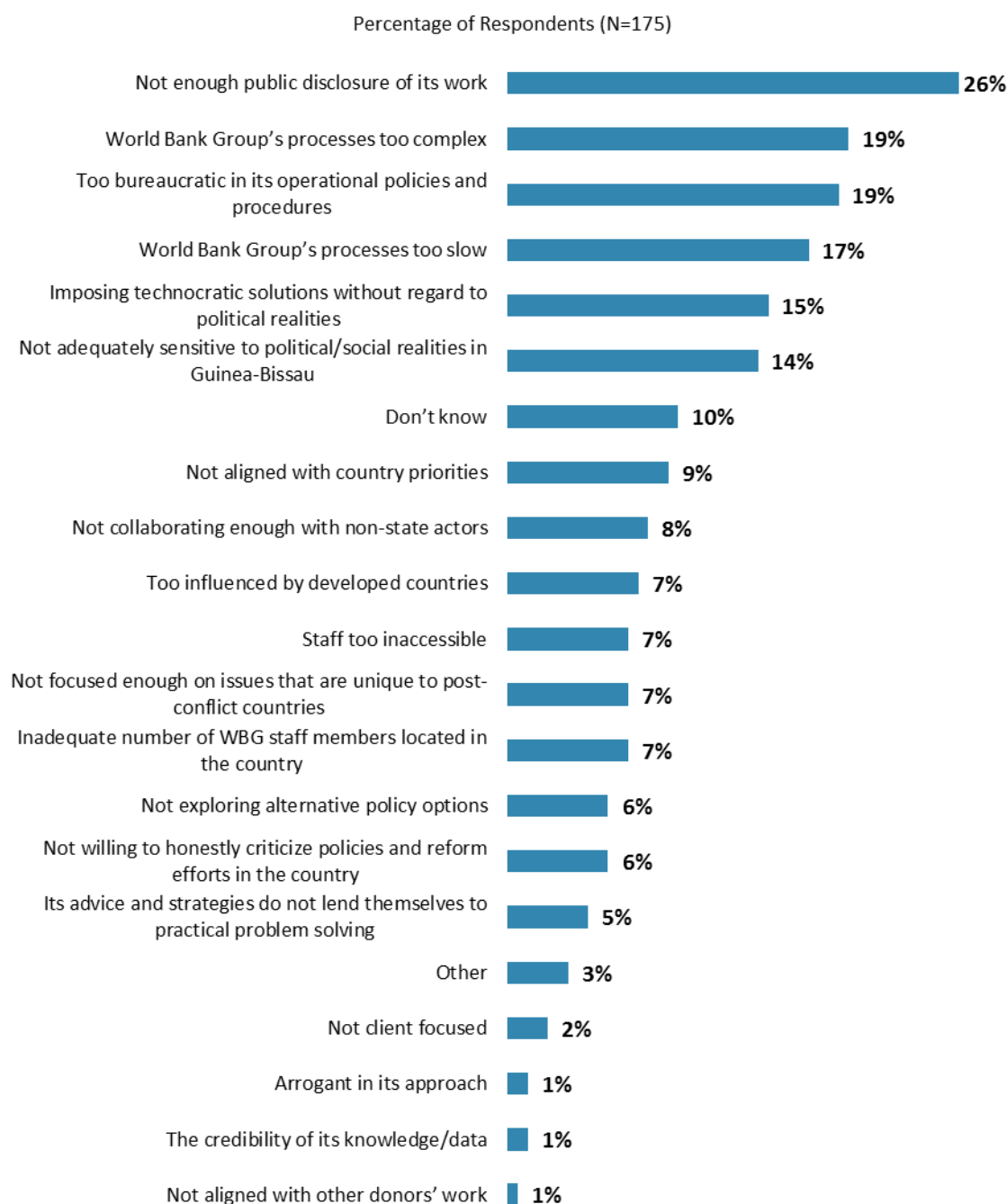
"When thinking about how to improve capacity building in Guinea-Bissau to help ensure better development results, looking forward, how IMPORTANT is it for the World Bank Group to be involved in the following aspects of capacity building?"

(1-"Not effective/important at all", 10-"Very effective/important")

## V. Overall Attitudes toward the World Bank Group (continued)

### Greatest Weakness

- Respondents from the office of the President/Prime Minister/Minister were significantly more likely to indicate that the WBG's greatest weakness was "not enough public disclosure of its work" compared to respondents from other stakeholder groups.

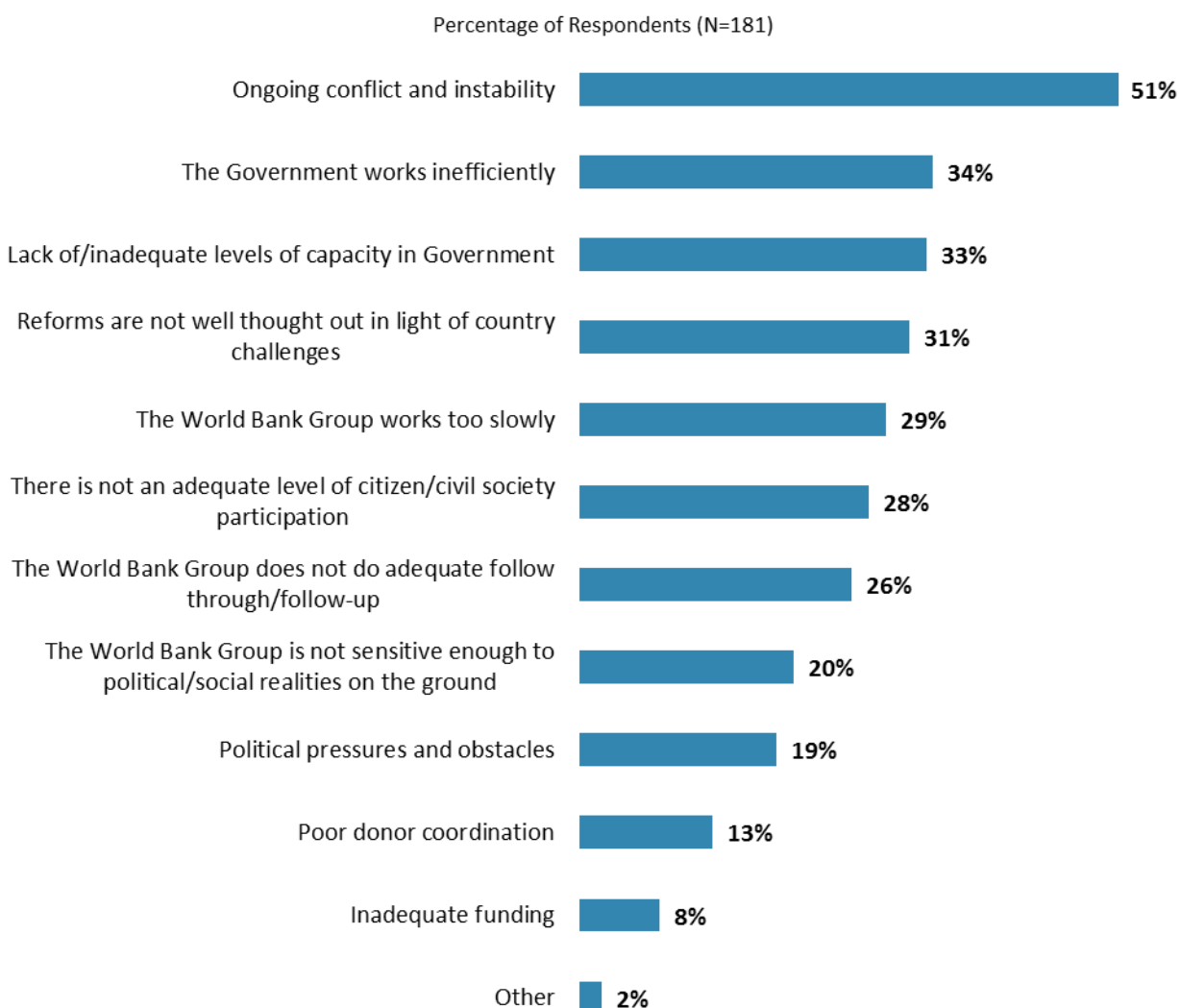


"Which of the following do you identify as the World Bank Group's greatest WEAKNESSES in its work in Guinea-Bissau? (Choose no more than TWO)" (Respondents chose from a list. Responses combined.)

## V. Overall Attitudes toward the World Bank Group (continued)

### Attributing Slow or Failed Reform Efforts

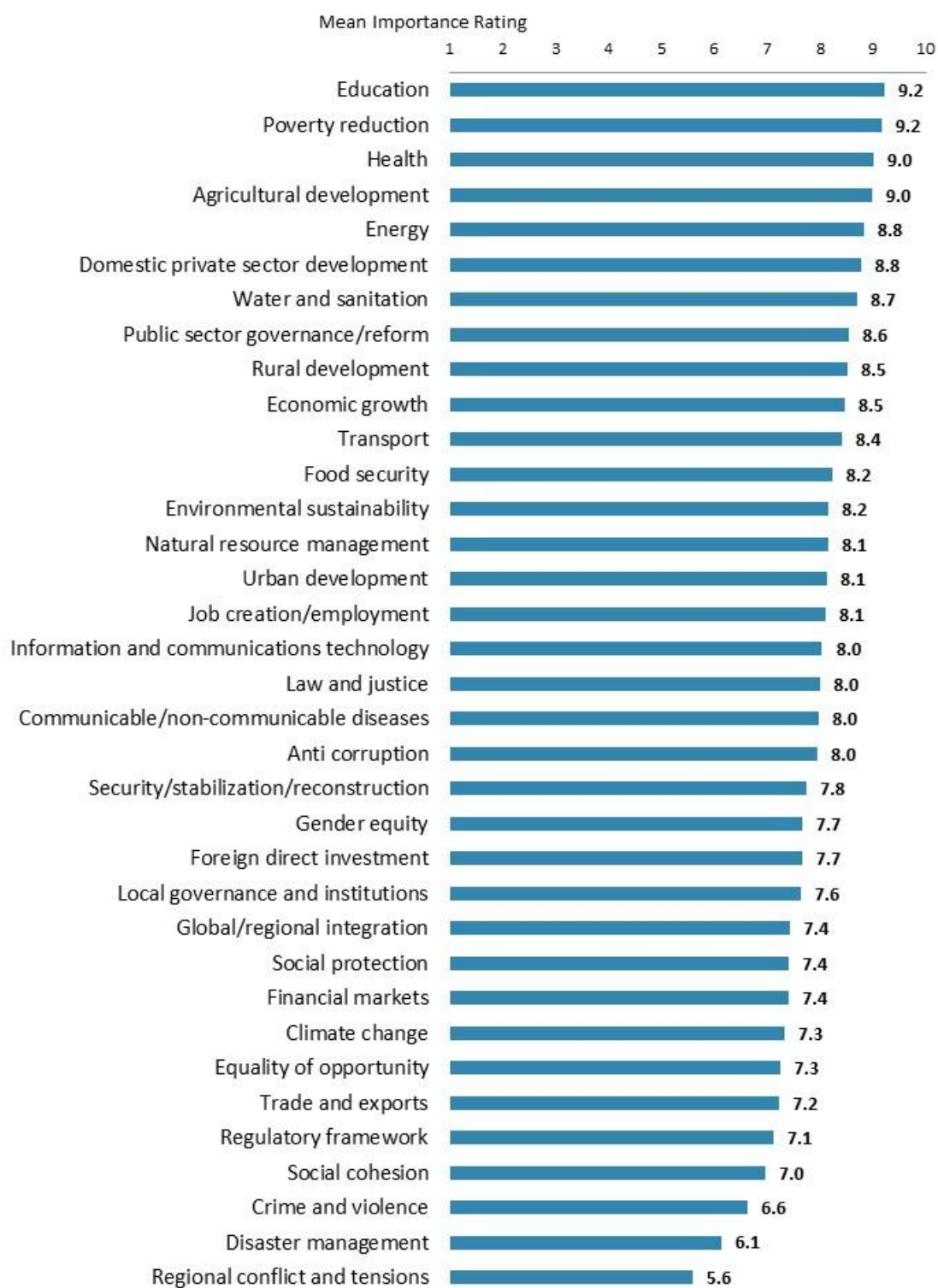
- Respondents from the office of the President/Prime Minister/Minister were significantly more likely to attribute slow or failed reform efforts to lack of/inadequate levels of capacity in Government compared to respondents from other stakeholder groups.



“When World Bank Group assisted reform efforts fail or are slow to take place, which THREE of the following would you attribute this to? (Choose no more than THREE)”  
(Respondents chose from a list. Responses combined.)

## VI. Sectoral Importance and Effectiveness

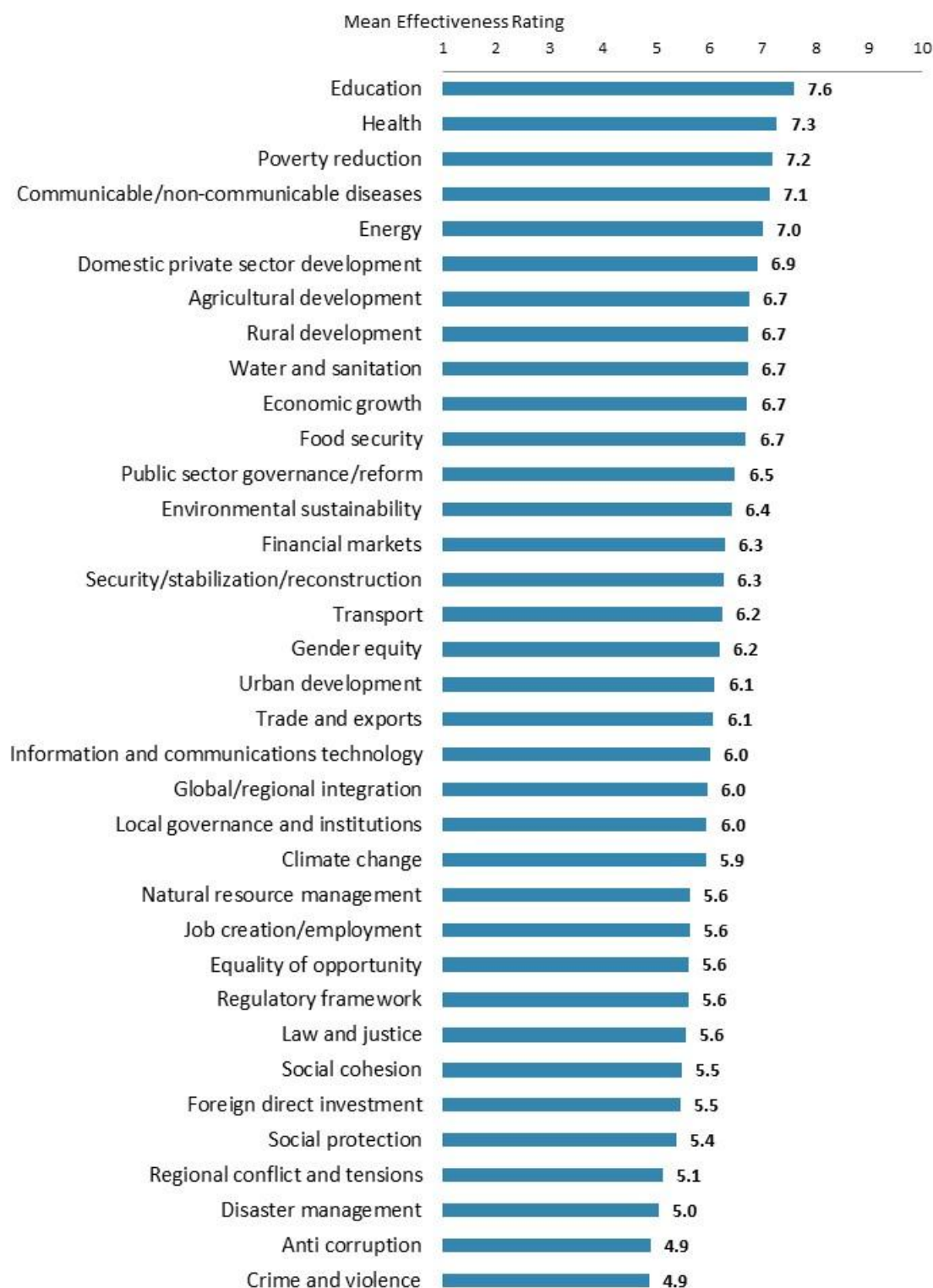
### Importance of Sectoral Areas



"In your opinion, how IMPORTANT is it for the World Bank Group to be involved in the following areas of development in Guinea-Bissau?" (1-"Not important at all", 10-"Very important")

## VI. Sectoral Importance and Effectiveness (continued)

### Effectiveness of Sectoral Areas



"How EFFECTIVE do you believe the World Bank Group is in terms of the work it does in the following areas of development in Guinea-Bissau?" (1- "Not effective at all", 10- "Very effective")

## VI. Sectoral Importance and Effectiveness (continued)

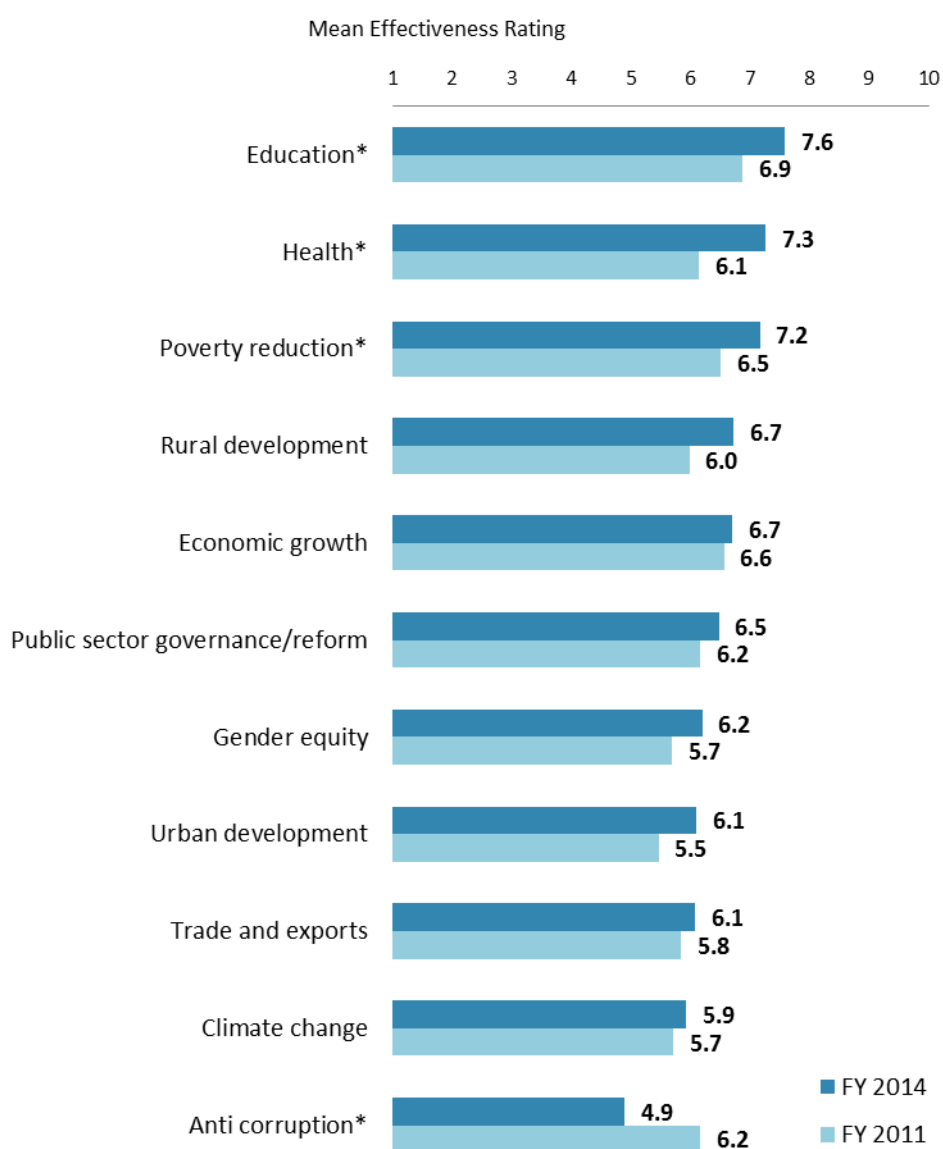
### Effectiveness of Sectoral Areas (continued)

- Respondents across stakeholder groups gave statistically similar ratings for the WBG's effectiveness in nearly all thirty-five development areas except "Education", "Local governance and institutions", and "Social protection". Ratings across all development areas by stakeholder groups can be found in Appendix B (see page 75).
- There were significant differences across geographic locations in respondents' ratings for the WBG's effectiveness in "Gender equity" and "Crime and violence". Respondents from Bissau gave significantly higher ratings than respondents from other geographic areas. Ratings across all geographic locations can be found in Appendix C (see page 99).
- Respondents who collaborate with the WBG gave significantly lower effectiveness ratings for "Transport" compared to respondents who do not collaborate with the WBG. Ratings across all areas by level of collaboration with the WBG can be found in Appendix D (see page 116).
- Note in the Appendix on the sectoral effectiveness (Appendix A, page 66) that primarily informed stakeholders responded to this question.

## VI. Sectoral Importance and Effectiveness (continued)

### Effectiveness of Sectoral Areas (continued)

- Respondents in this year's country survey gave significantly *higher* ratings for the WBG's effectiveness in education, health, and poverty reduction, and significantly *lower* ratings for the WBG's effectiveness in anti-corruption compared to respondents in the FY'11 country survey.



(1-"Not effective at all", 10-"Very effective")

\*Significantly different between FY 2014 and FY 2011

## VI. Sectoral Importance and Effectiveness (continued)

### Drivers of Effectiveness

To determine the key drivers of respondents' ratings of the World Bank Group's overall effectiveness and ratings of its ability to help achieve development results in Guinea-Bissau, bivariate correlational analyses were conducted using respondents' ratings of the thirty-five specific areas of effectiveness.

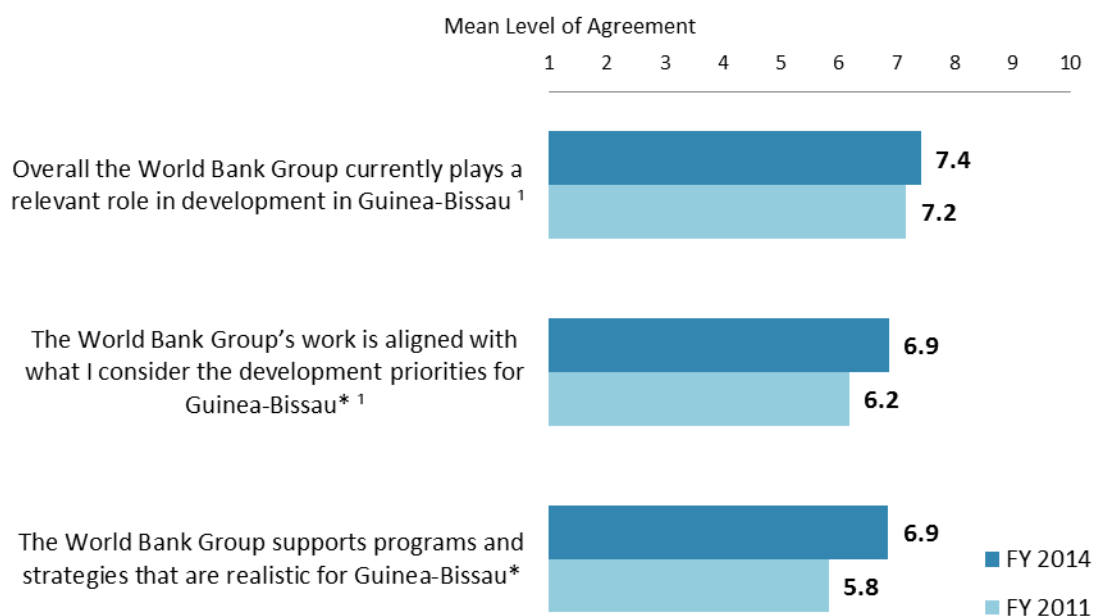
Correlational analyses, however, are not able to tell us exactly what is causing respondents' ratings of the WBG's overall effectiveness or ratings of its ability to help achieve development results. Rather, these analyses tell us that as ratings of effectiveness in one area increase, respondents' ratings of the WBG's overall effectiveness increase, or as ratings of effectiveness in one area increase, ratings of the WBG's ability to help achieve development results increase. Thus, it can be inferred that respondents' perceptions of effectiveness in one specific area are related to, or drive, respondents' perceptions of the WBG's overall effectiveness or perceptions of the WBG's ability to help achieve development results.

- Overall Effectiveness: Those specific areas with the highest Pearson Product-Moment correlations were determined to be the most closely related to perceptions of the WBG's overall effectiveness, suggesting that ratings of effectiveness in those specific areas are drivers of perceptions of the WBG's overall effectiveness in Guinea-Bissau. The areas determined to be key drivers from these analyses were:
  - The WBG's effectiveness at financial markets;
  - The WBG's effectiveness at food security; and
  - The WBG's effectiveness at rural development.
- Achieving Development Results: Those specific areas with the highest Pearson Product-Moment correlations were determined to be the most closely related to perceptions of the WBG's ability to help achieve development results in Guinea-Bissau, suggesting that ratings of effectiveness in those specific areas are drivers of perceptions of the WBG's ability to help achieve development results. The areas determined to be key drivers from these analyses were:
  - The WBG's effectiveness at poverty reduction;
  - The WBG's effectiveness at domestic private sector development;
  - The WBG's effectiveness at financial markets; and
  - The WBG's effectiveness at rural development.

## VII. How the World Bank Group Operates

### The World Bank Group's Work in Guinea-Bissau

- Respondents in this year's country survey had significantly higher levels of agreement with the statements *"The World Bank Group's work is aligned with what I consider the development priorities for Guinea-Bissau"* and *"The World Bank Group supports programs and strategies that are realistic for Guinea-Bissau"* compared to respondents in the FY '11 country survey.
- Respondents who collaborate/work with the WBG had significantly higher levels of agreement with the statement *"Overall the World Bank Group currently plays a relevant role in development in Guinea-Bissau"* compared to respondents who do not collaborate with the WBG.
- Respondents across all stakeholder groups and geographic locations had statistically similar levels of agreement with these three statements.



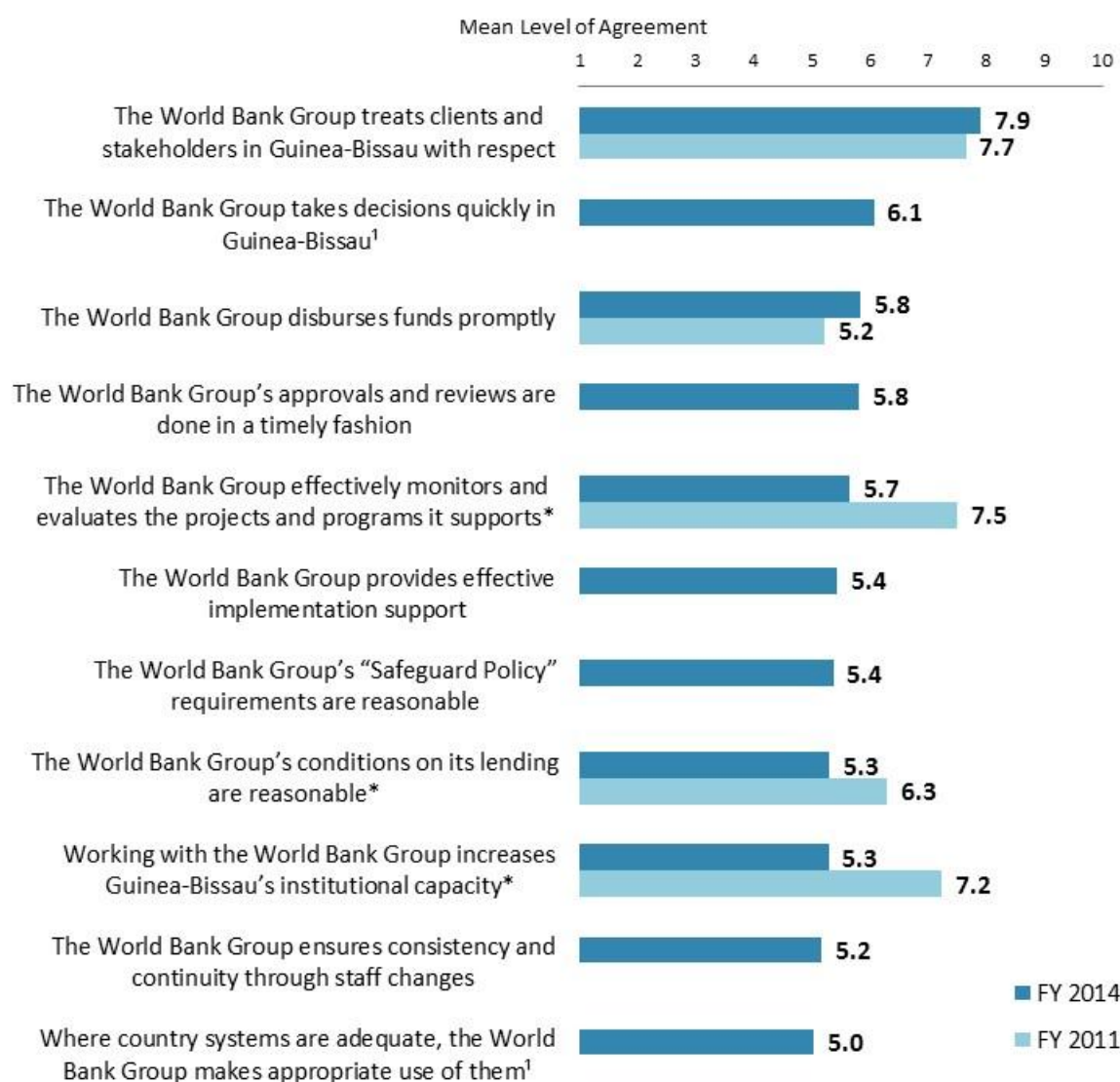
"To what extent do you agree with the following statements about the World Bank Group's work in Guinea-Bissau?" (1-"Strongly disagree", 10-"Strongly agree") <sup>1</sup>Indicator Question

\*Significantly different between FY 2014 and FY 2011

## VII. How the World Bank Group Operates (continued)

### Overall Perceptions

- Respondents in this year's country survey had significantly lower levels of agreement with the statements *"The World Bank Group effectively monitors and evaluates the projects and programs it supports"*, *"The World Bank Group's conditions on its lending are reasonable"*, and *"Working with the World Bank Group increases Guinea-Bissau's institutional capacity"* compared to respondents in the FY '11 country survey.
- Respondents across all stakeholder groups and geographic locations had statistically similar levels of agreement with all these statements.



"To what extent do you agree/disagree with the following statements?"

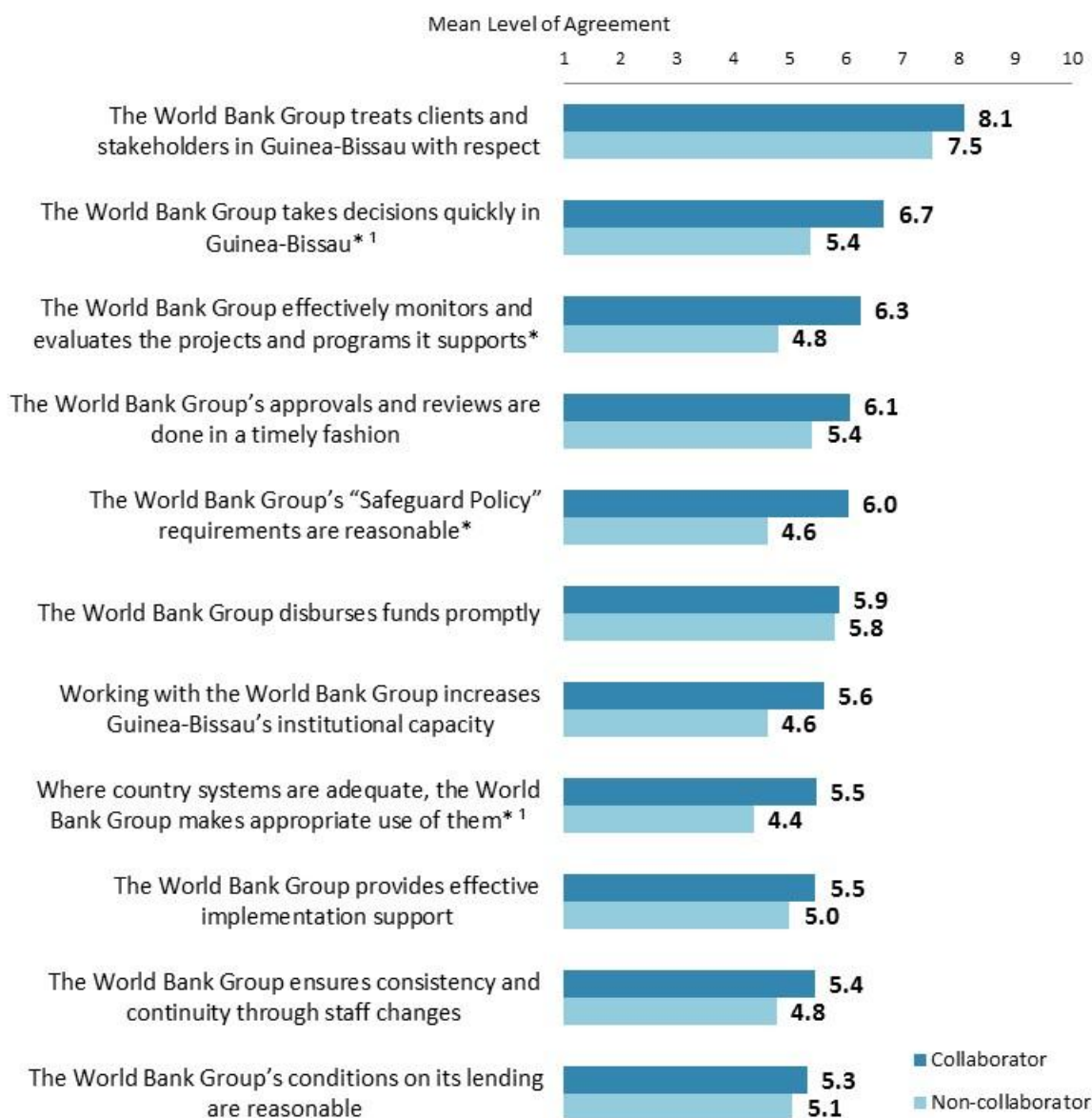
(1-"Strongly disagree", 10-"Strongly agree") <sup>1</sup>Indicator Question

\*Significantly different between FY 2014 and FY 2011

## VII. How the World Bank Group Operates (continued)

### Overall Perceptions (continued)

- Respondents who professionally collaborate/work with the WBG had significantly higher levels of agreement with a number of these statements compared to respondents who do not collaborate with the WBG. Statistically significant differences are noted in the chart.



"To what extent do you agree/disagree with the following statements?"

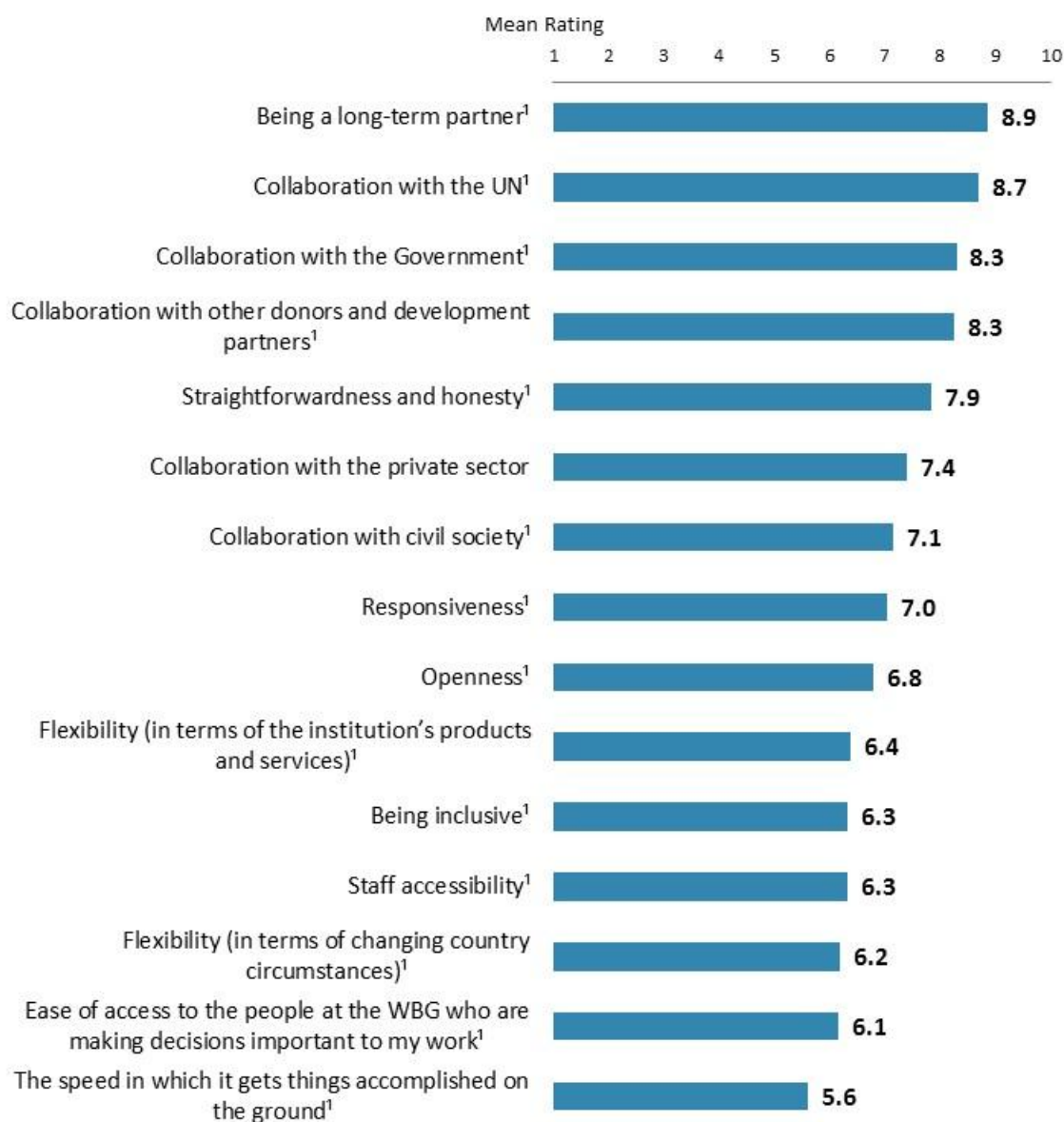
(1- "Strongly disagree", 10- "Strongly agree") <sup>1</sup>Indicator Question

\*Significantly different between those who collaborate with the WBG and those who do not

## VII. How the World Bank Group Operates (continued)

### The World Bank Group as an Effective Development Partner

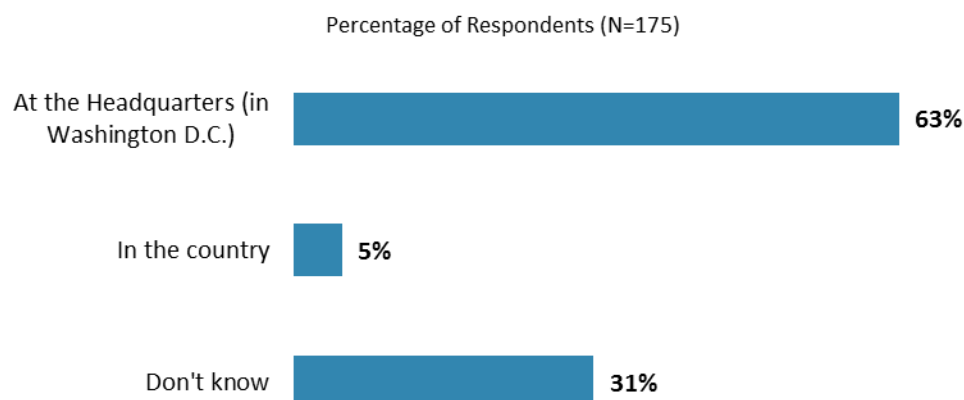
- There were statistically significant differences across stakeholder groups in their ratings of the WBG's effectiveness as a development partner in only one of these aspects: "*Responsiveness*". Respondents from the Office of the President/Prime Minister/Minister gave the highest ratings, whereas respondents from CSOs gave significantly lower ratings.
- Respondents who professionally collaborate/work with the WBG gave statistically similar ratings for all of these aspects compared to respondents who do not collaborate.



"To what extent is the World Bank Group an effective development partner in Guinea-Bissau, in terms of each of the following?" (1- "To no degree at all", 10- "To a very significant degree") <sup>1</sup>Indicator Question

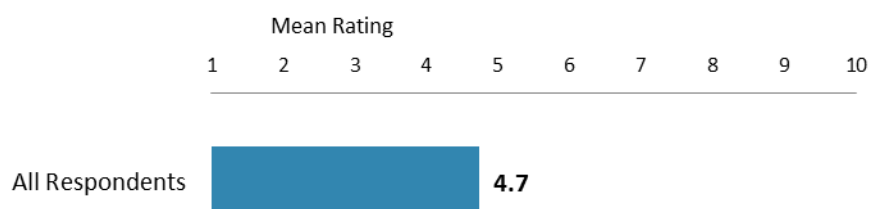
## VII. How the World Bank Group Operates (continued)

### Making Decisions about the WBG Program in Guinea-Bissau



"Where are the World Bank Group's decisions made primarily that support the program in Guinea-Bissau?" (Respondents chose from a list.)

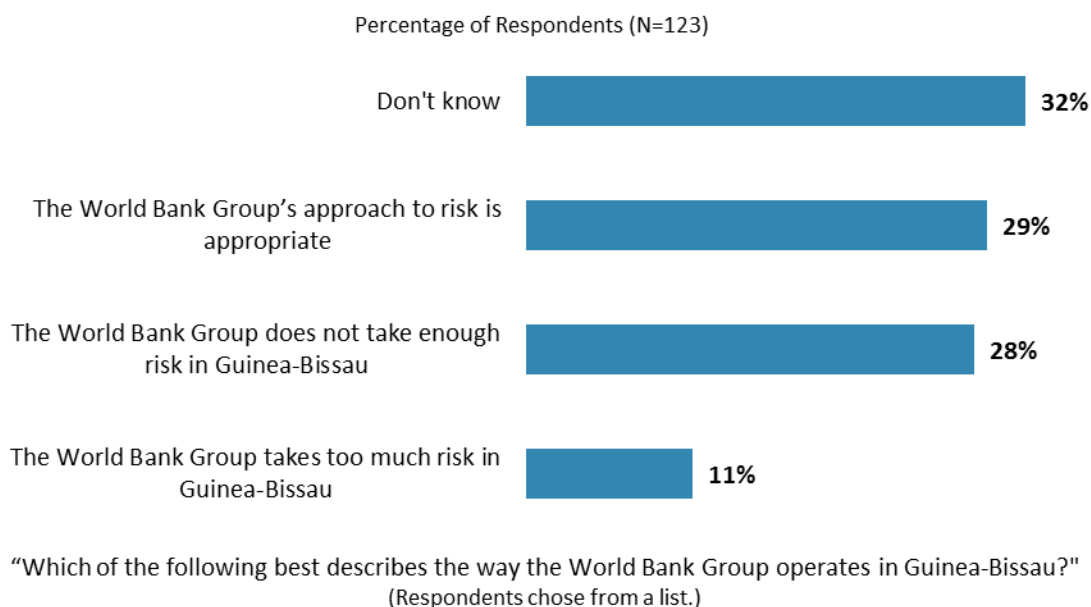
### The World Bank Group's Staffing in Guinea-Bissau



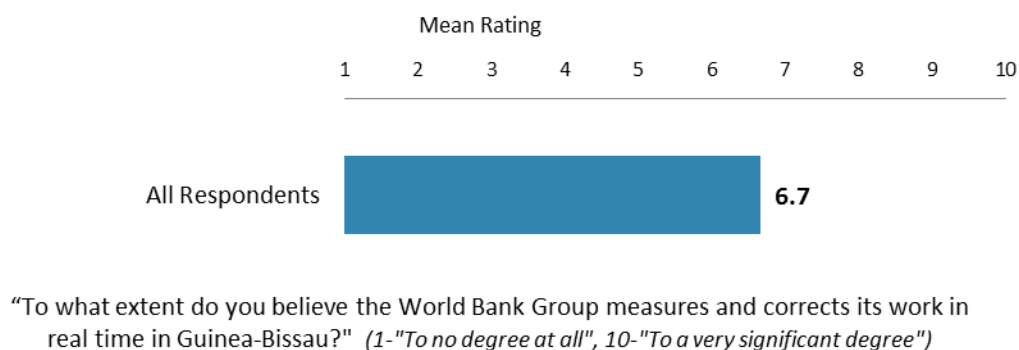
"To what extent do you believe the World Bank Group is adequately staffed in Guinea-Bissau?"  
(1 - "To no degree at all", 10 - "To a very significant degree")

## VII. How the World Bank Group Operates (continued)

### The World Bank Group's Approach to Risk in Guinea-Bissau

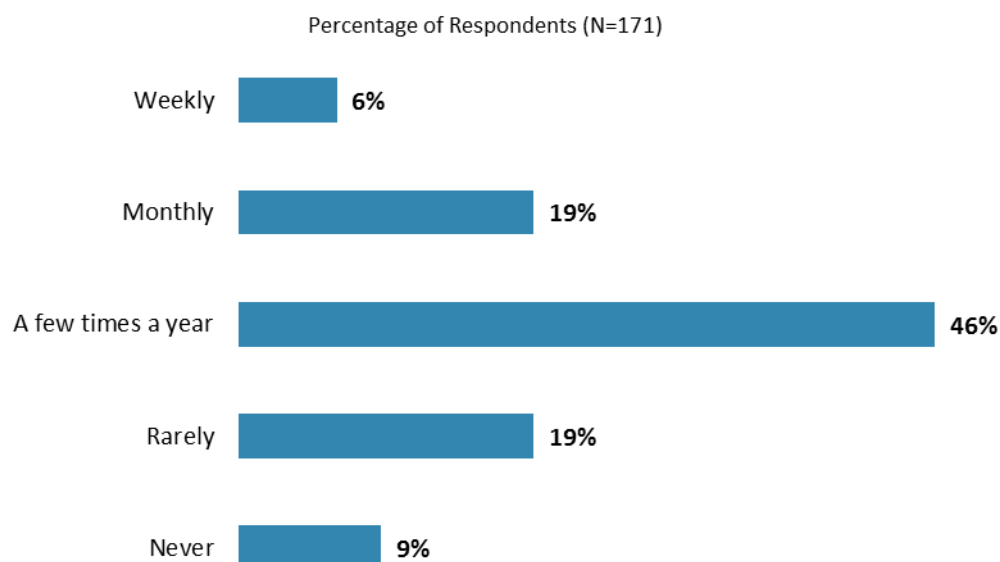


### Measuring Results: WBG Internal Evaluation Mechanisms



## VIII. World Bank Group's Knowledge and Instruments


### Frequency of Consulting WBG's Knowledge Work and Activities



"How frequently do you consult World Bank Group's knowledge work and activities in the work you do?" (Respondents chose from a list.)

### Meeting Guinea-Bissau's Knowledge Needs (*Indicator Question*)

- Respondents who professionally collaborate/work with the WBG had significantly higher levels of agreement that the WBG meets Guinea-Bissau's needs for knowledge services than respondents who do not collaborate with the WBG.
- Respondents across all stakeholder groups and geographic locations had statistically similar levels of agreement.

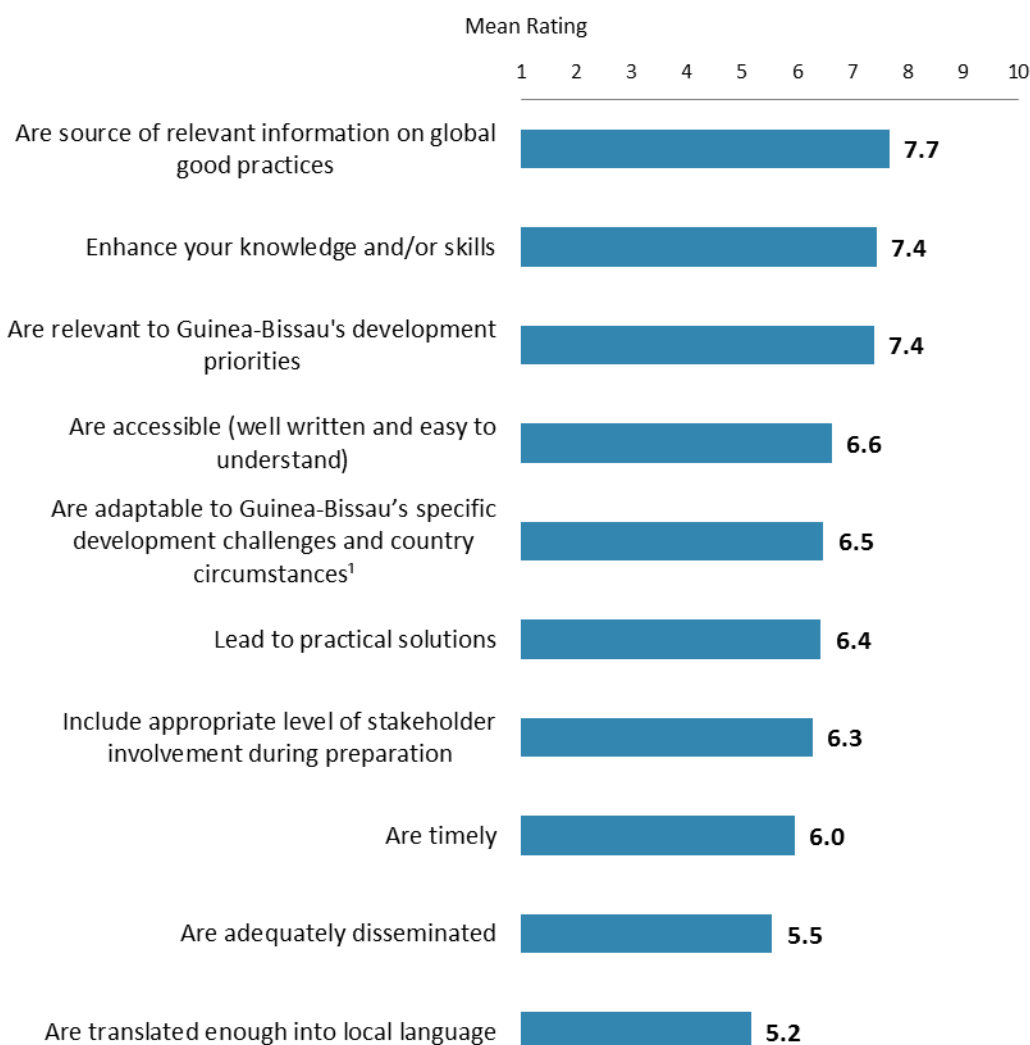


"The World Bank Group meets Guinea-Bissau's needs for knowledge services (e.g., research, analysis, data, technical assistance)" (1- "Strongly disagree", 10- "Strongly agree")

## VIII. World Bank Group's Knowledge and Instruments (continued)

### Qualities of the WBG's Knowledge Work and Activities

- There were significant stakeholder group differences in their ratings for only one of these qualities of the WBG's knowledge work and activities: the WBG's knowledge being *adequately disseminated*. Respondents from the Office of the President/Prime Minister/Minister and the media gave the highest ratings, whereas respondents from academia/research institutes/think tanks and the private sector/financial sector/private banks gave significantly lower ratings.

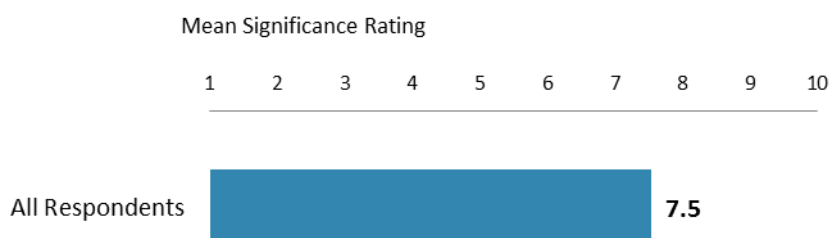


"In Guinea-Bissau, to what extent do you believe that the World Bank Group's knowledge work and activities:" (1-"To no degree at all", 10-"To a very significant degree") <sup>1</sup>Indicator Question

## VIII. World Bank Group's Knowledge and Instruments (continued)

### Contribution of the WBG's Knowledge Work and Activities (*Indicator Question*)

- Respondents across all stakeholder groups, geographic locations, and levels of collaboration with the WBG gave statistically similar ratings for the significance of the contribution that the WBG's knowledge work and activities make to development results in Guinea-Bissau.



"Overall, how significant a contribution do you believe the World Bank Group's knowledge work and activities make to development results in your country?"  
(1- "Not significant at all", 10- "Very significant")

### Technical Quality of the WBG's Knowledge Work and Activities (*Indicator Question*)

- Respondents across all stakeholder groups, geographic locations, and levels of collaboration with the WBG gave statistically similar ratings for the technical quality of the WBG's knowledge work and activities in Guinea-Bissau.

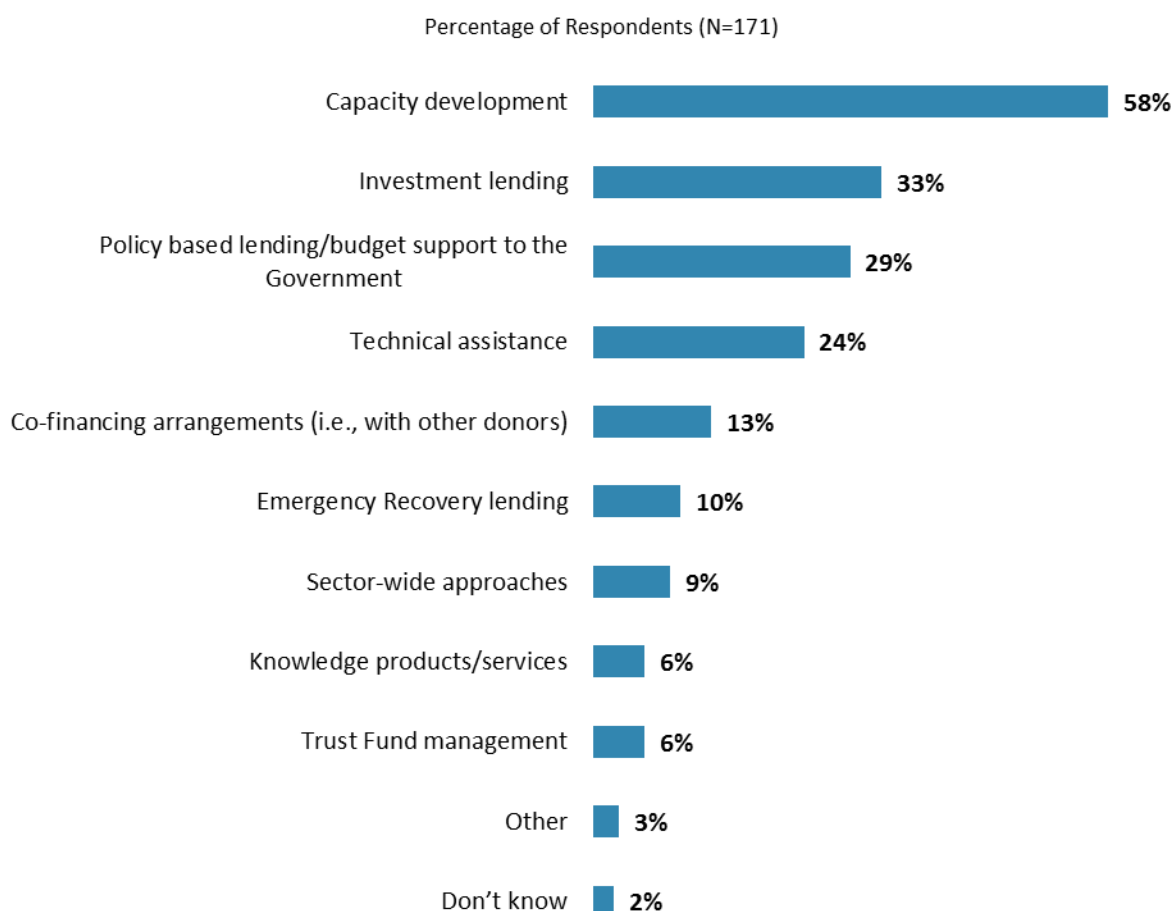


"Overall, how would you rate the technical quality of the World Bank Group's knowledge work and activities?" (1- "Very low technical quality", 10- "Very high technical quality")

## VIII. World Bank Group's Knowledge and Instruments (continued)

### Most Effective Instruments in Reducing Poverty

- Employees of ministries/PMUs/consultants on WBG-supported projects were significantly more likely to indicate “*capacity development*” as the WBG’s most effective instrument in reducing poverty in Guinea-Bissau.




“Which World Bank Group's instruments do you believe are the MOST effective in reducing poverty in Guinea-Bissau? (Choose no more than TWO)” (Respondents chose from a list. Responses combined.)

## VIII. World Bank Group's Knowledge and Instruments (continued)


### Meeting Guinea-Bissau's Needs for Financial Instruments (*Indicator Question*)

- Respondents across all stakeholder groups, geographic locations, and levels of collaboration with the WBG had statistically similar levels of agreement that the WBG's financial instruments meet Guinea-Bissau's needs.



"The World Bank Group's financial instruments (i.e., investment lending, Development Policy Loan, Trust Funds, etc.) meet the needs of Guinea-Bissau" (1-"Strongly disagree", 10-"Strongly agree")

### Contribution of WBG's Technical Assistance/Advisory Work

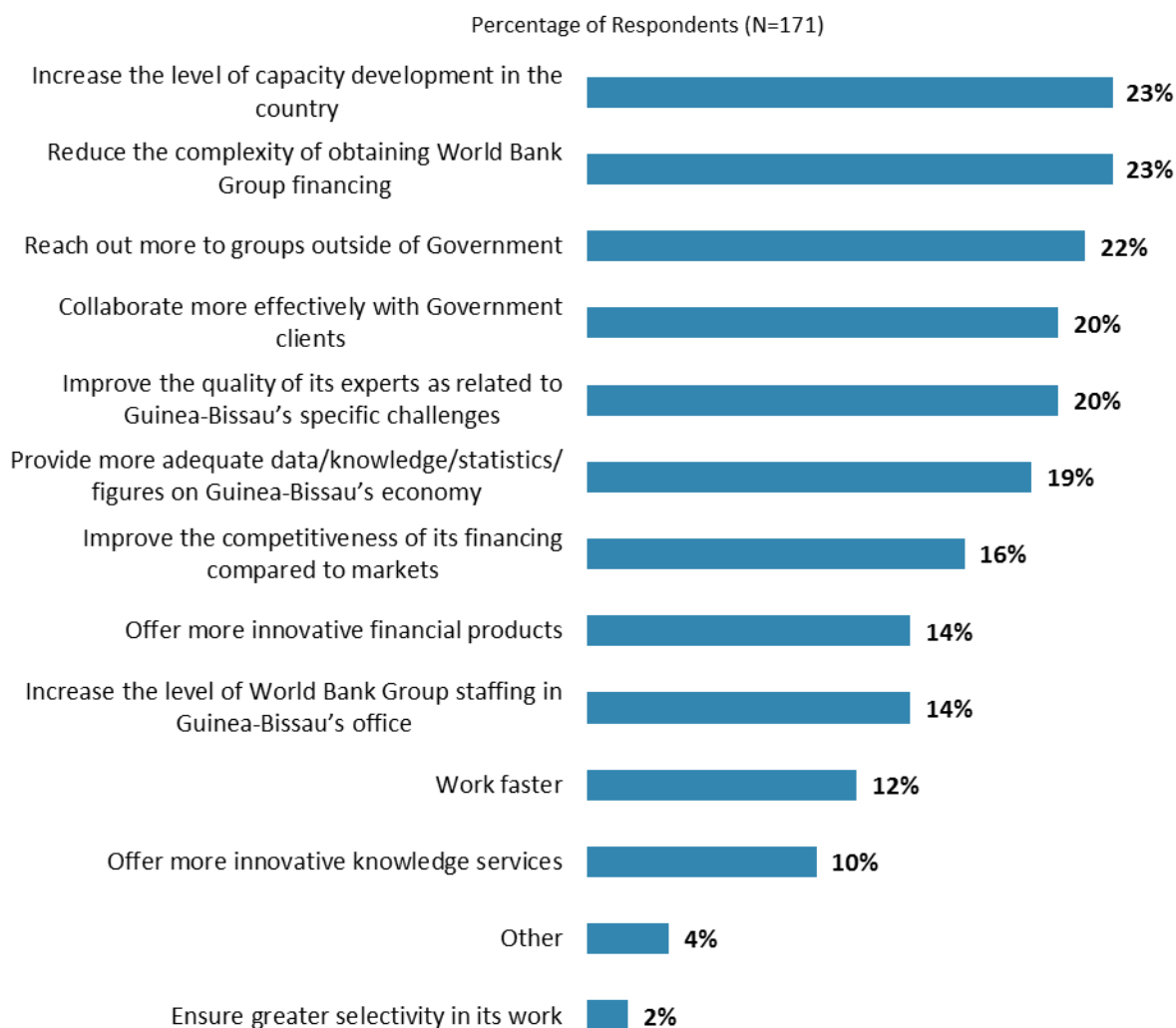


"To what extent does each of the following aspects of the World Bank Group's technical assistance/advisory work contribute to solving Guinea-Bissau's development challenges?" (1-"To no degree at all", 10-"To a very significant degree")

## IX. The Future Role of the World Bank Group in Guinea-Bissau

### Making the World Bank Group of Greater Value

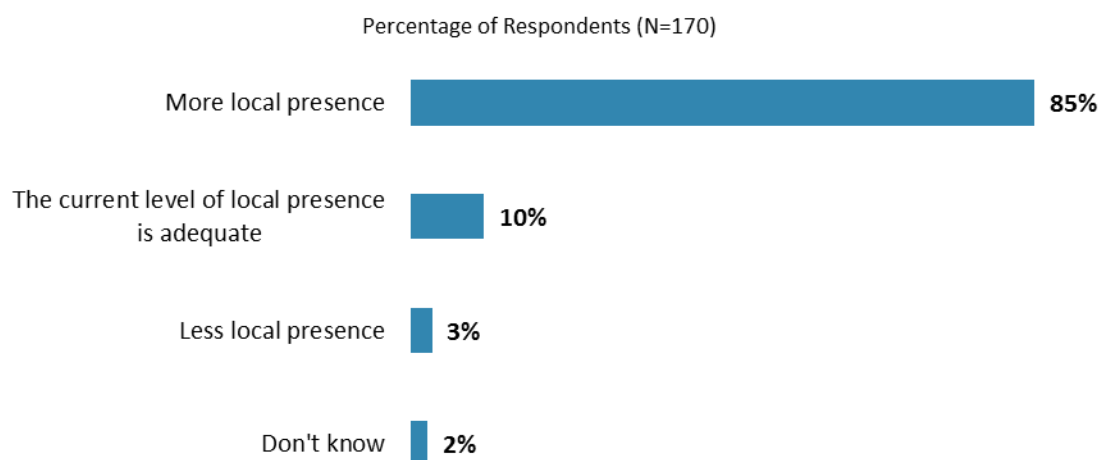
- Respondents who professionally collaborate/work with the WBG were significantly more likely to indicate that the WBG should “*increase the level of capacity development in the country*” than respondents who do not collaborate with the WBG.
- Respondents from academia/research institutes/think tanks were significantly more likely to indicate that the WBG should “*reduce the complexity of obtaining its financing*” than respondents from other stakeholder groups.
- Respondents from the Office of the President/Prime Minister/Minister and employees of ministries/PMUs/consultants on WBG-supported projects were significantly more likely to indicate that the WBG should “*collaborate more effectively with government clients*” in order to make itself of greater value in Guinea-Bissau.



“Which of the following SHOULD the World Bank Group do to make itself of greater value in Guinea-Bissau? (Choose no more than TWO)” (Respondents chose from a list. Responses combined.)

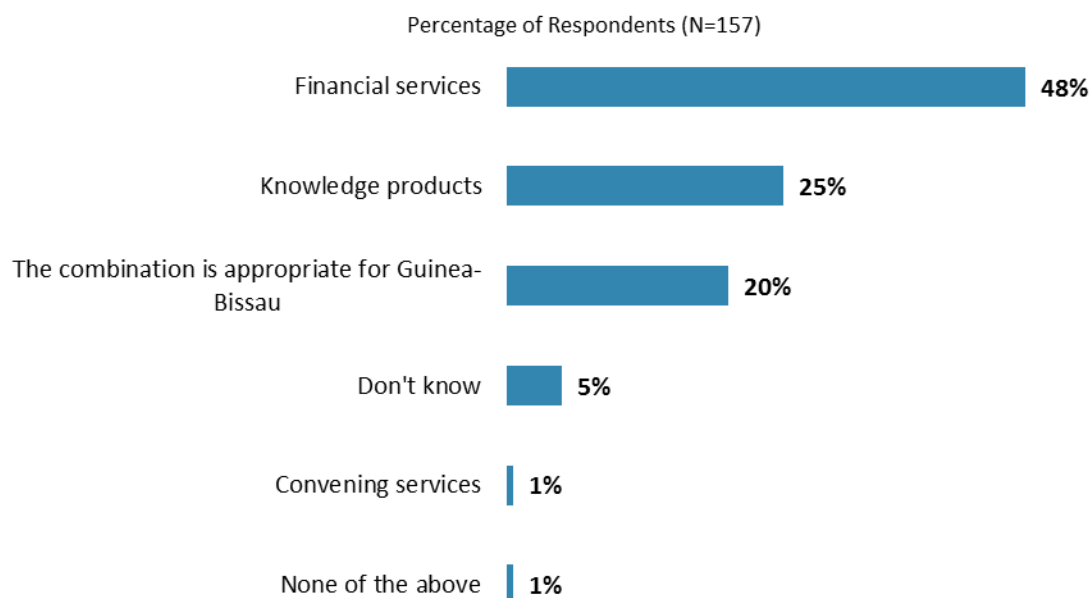
## IX. The Future Role of the WBG in Guinea-Bissau (continued)

### World Bank Group's Presence in Guinea-Bissau



"To be a more effective development partner in Guinea-Bissau, do you believe that the World Bank Group should have...?" (Respondents chose from a list.)

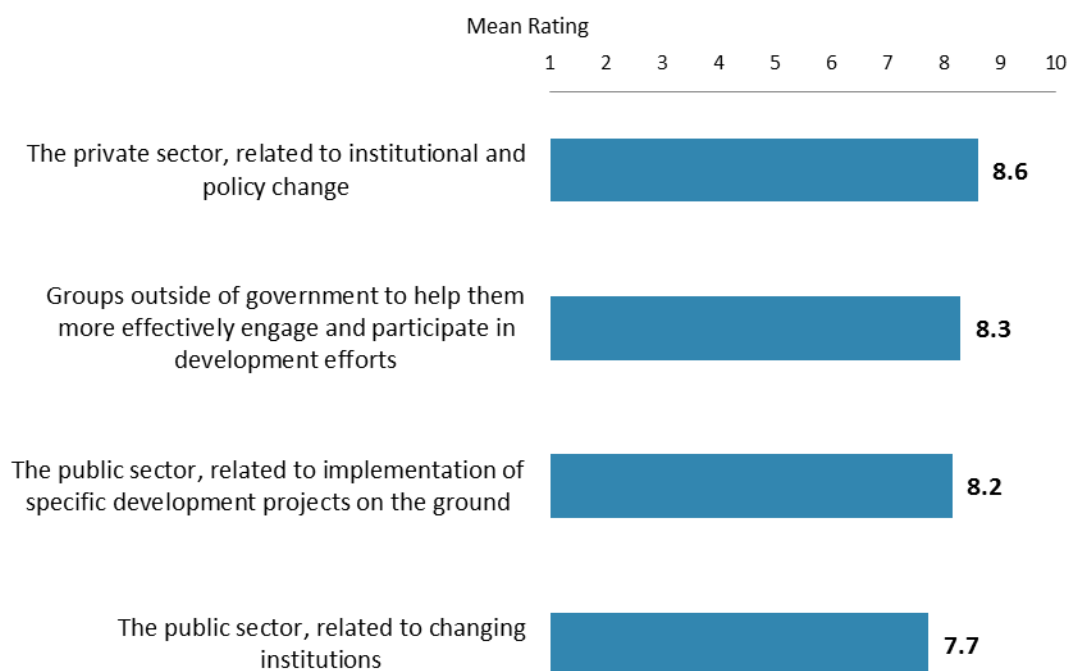
### World Bank Group's Services in Guinea-Bissau



"When considering the combination of services that the World Bank Group offers in Guinea-Bissau, and taking into account its limited level of resources, which ONE of the following do you believe the World Bank Group should offer more of in Guinea-Bissau? (Select only ONE response)" (Respondents chose from a list.)

## IX. The Future Role of the WBG in Guinea-Bissau (continued)

### WBG Capacity Building Support

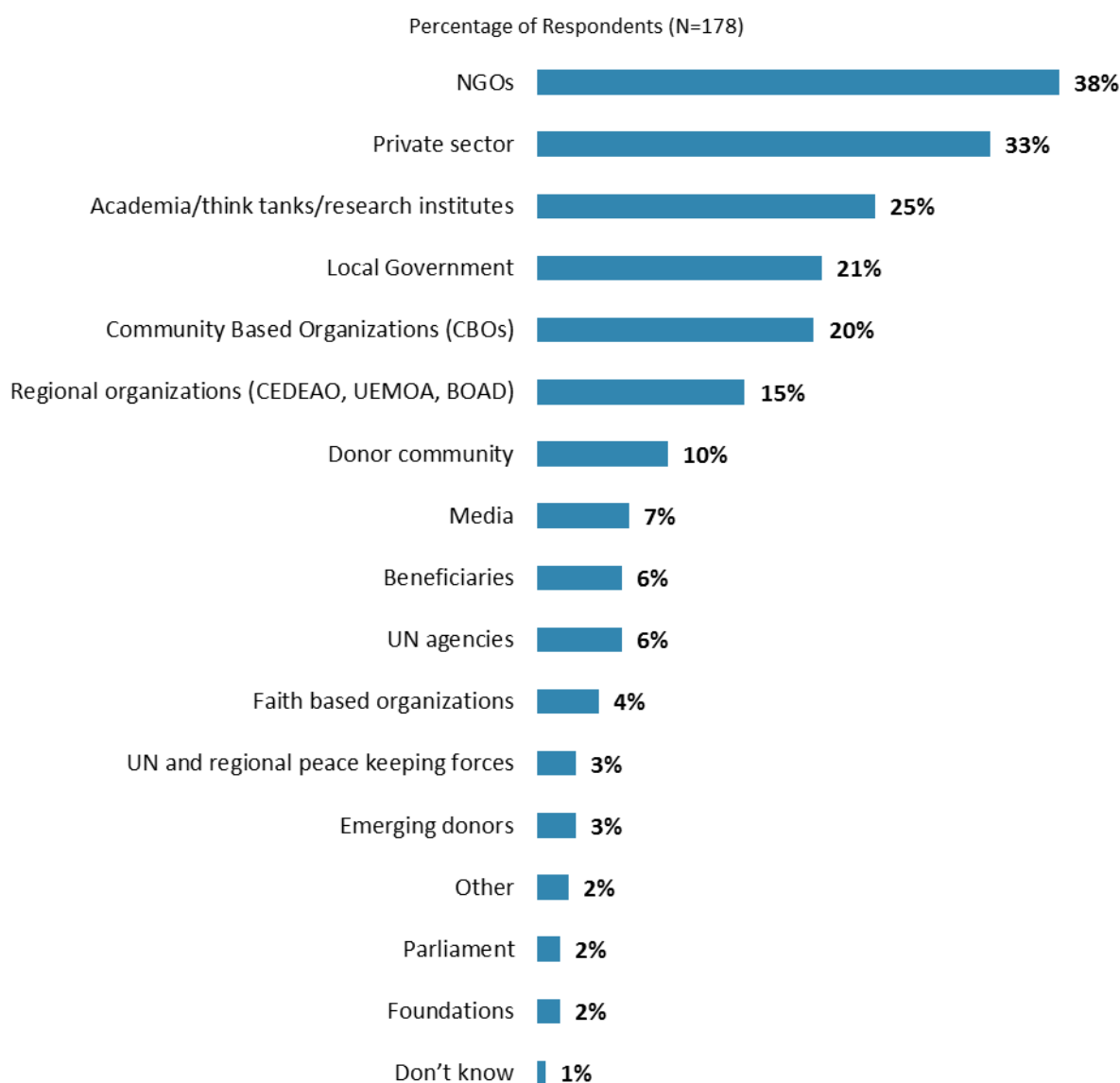


"The World Bank Group can provide capacity building support in a number of ways in Guinea-Bissau. To which degree would Guinea-Bissau benefit, if capacity building were to support...?"  
 (1-"To no degree at all", 10-"To a very significant degree")

## IX. The Future Role of the WBG in Guinea-Bissau (continued)

### Collaborating with Stakeholders in Guinea-Bissau

- While respondents from CSOs were significantly more likely to indicate that the WBG should collaborate more with NGOs, respondents across all stakeholder groups tended to indicate that the WBG should collaborate with the private sector to ensure better development results.

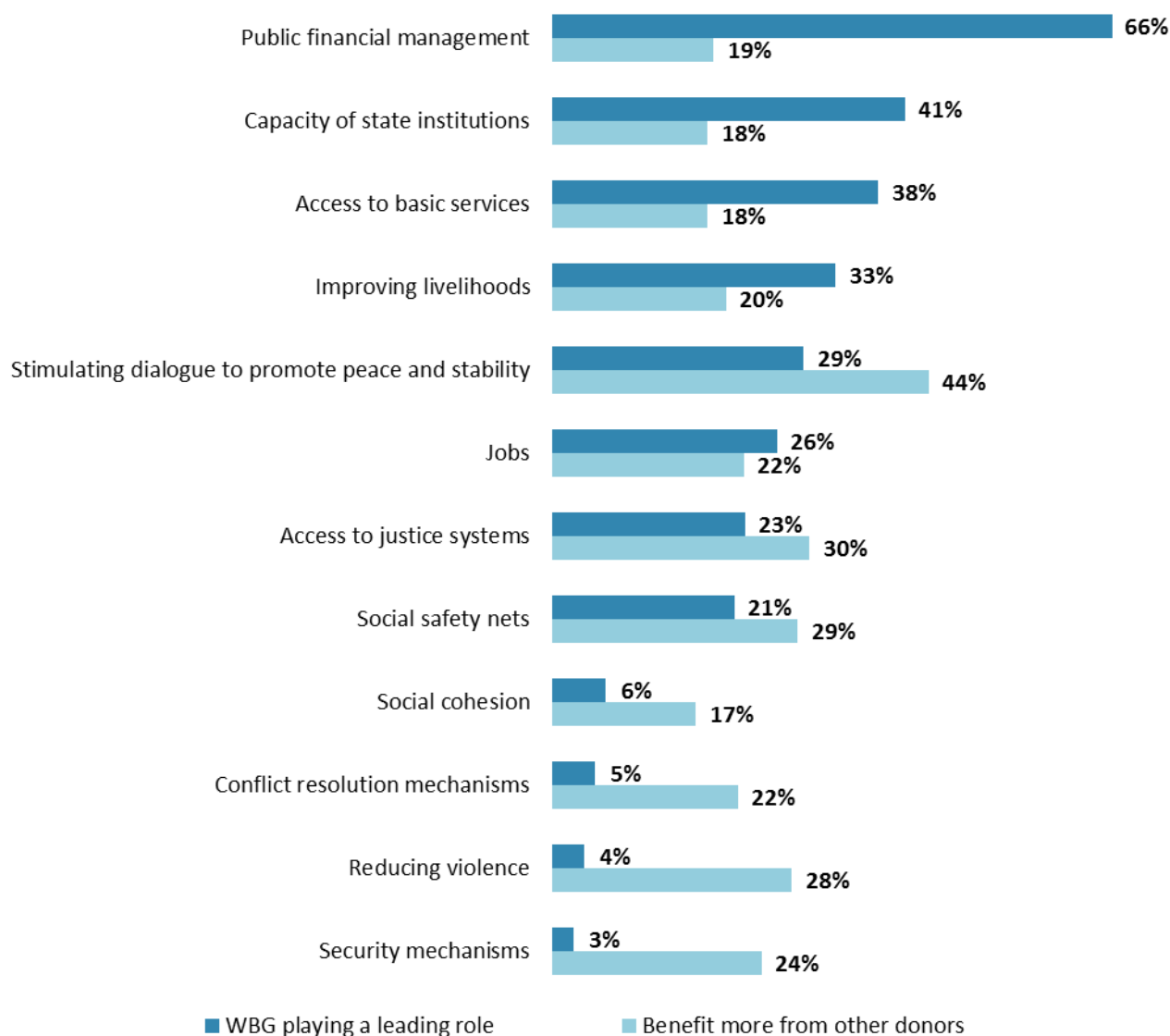


“In addition to the regular relations with the national government as its main interlocutor, which TWO of the following groups should the World Bank Group collaborate with more in your country to ensure better development results there?” (Respondents chose from a list. Responses combined.)

## IX. The Future Role of the WBG in Guinea-Bissau (continued)

### The WBG Playing a Leading Role vs. Other Donors

Percentage of Respondents (N=160; N=143)



"Which THREE areas would benefit most from the World Bank Group playing a leading role among international partners in Guinea-Bissau?"

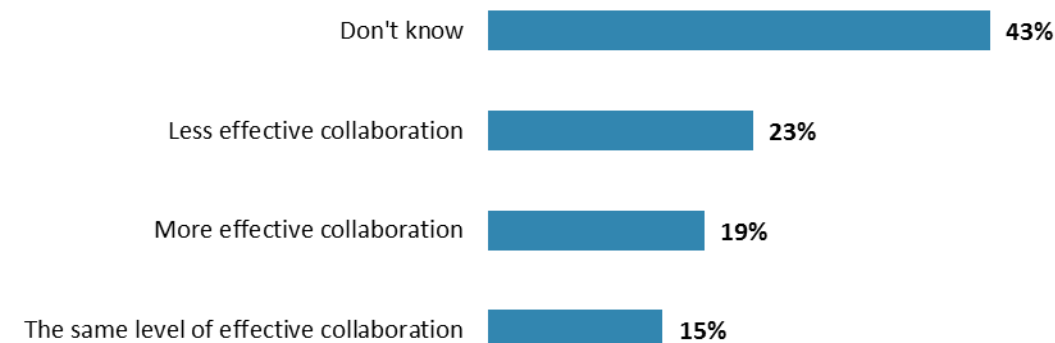
Which THREE areas would benefit most from other donors in Guinea-Bissau?"

(Respondents chose from a list. Responses combined.)

## IX. The Future Role of the WBG in Guinea-Bissau (continued)

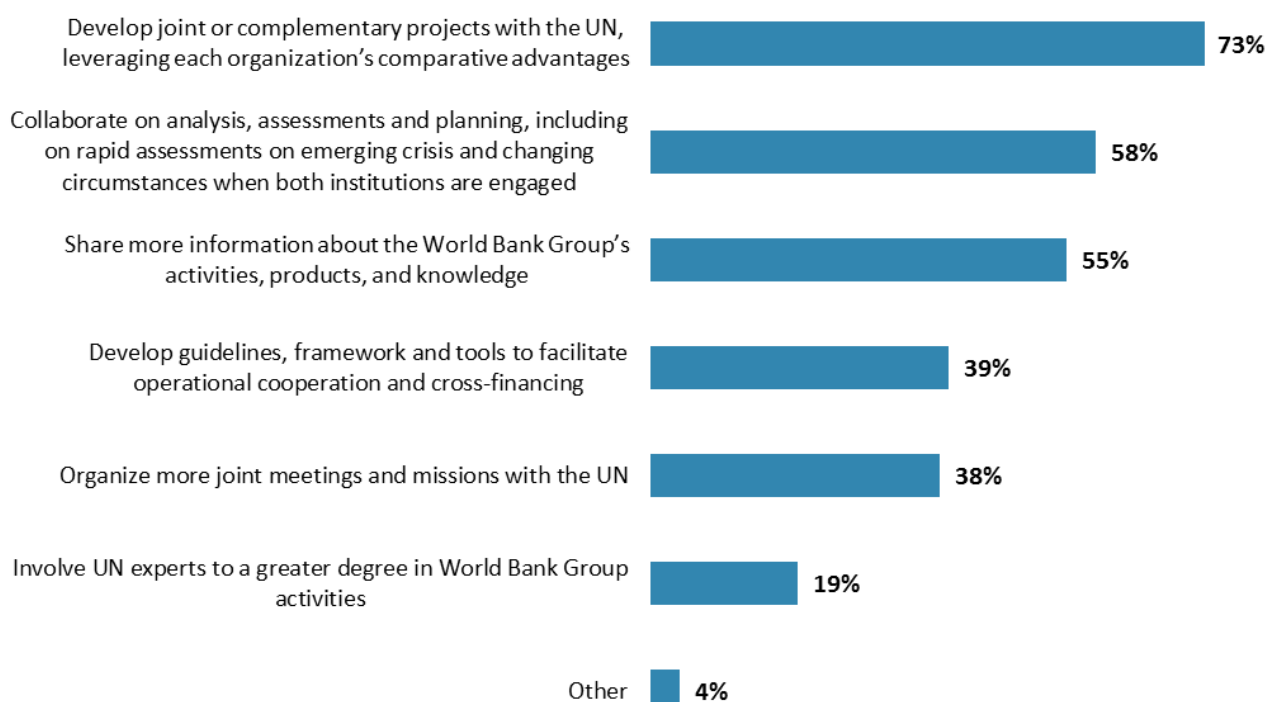
### Collaboration between the UN and the World Bank Group

Percentage of Respondents (N=166)



"In the past year, have you seen more, less, or just about the same level of effective collaboration between the UN and the World Bank Group in your country? (Select only ONE response)"  
(Respondents chose from a list.)

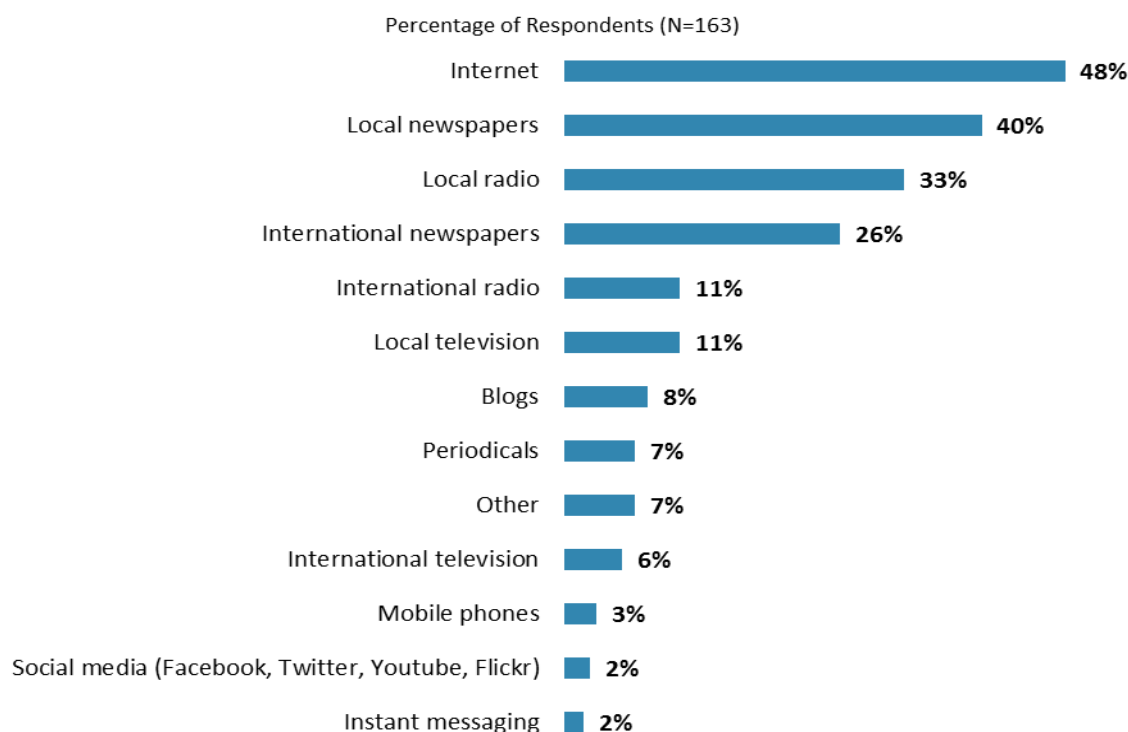
Percentage of Respondents (N=161)



"What should the World Bank Group do to improve collaboration with the UN in the field? (Choose no more than THREE)" (Respondents chose from a list. Responses combined.)

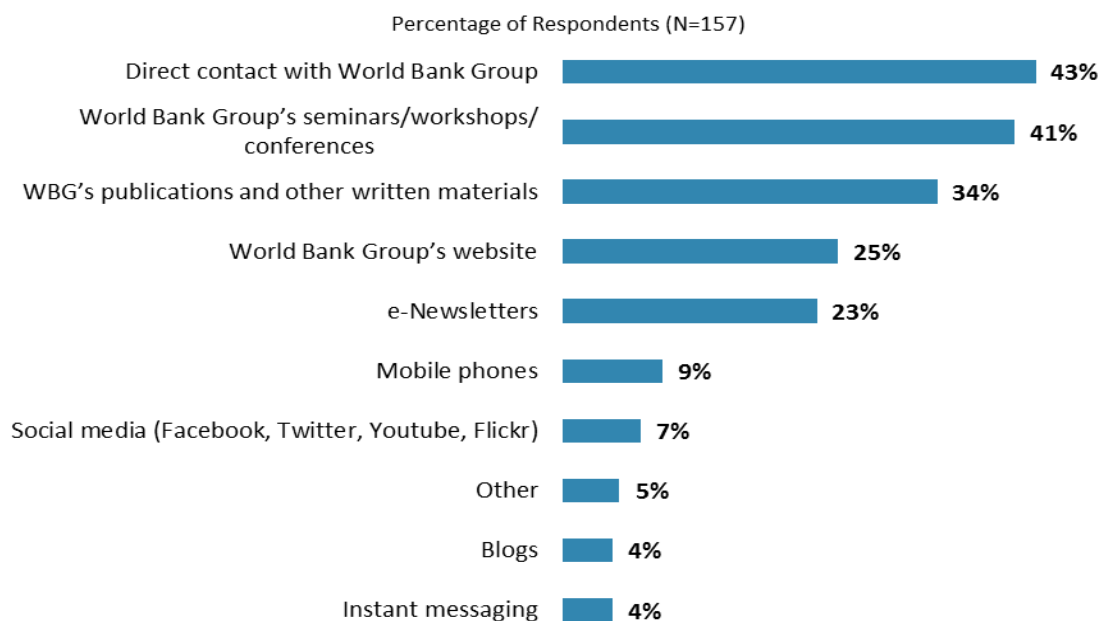
## X. Communication and Openness

### General Information Sources



“How do you get most of your information about economic and social development issues in Guinea-Bissau? (Choose no more than TWO)” (Respondents chose from a list. Responses combined.)

### Preferred Information Sources



“How would you prefer to receive information from the World Bank Group? (Choose no more than TWO)” (Respondents chose from a list. Responses combined.)

## X. Communication and Openness (continued)

### Access to Information

- Respondents who professionally collaborate/work with the WBG were significantly more likely to be aware of the WBG's Access to Information Policy and to have requested information from the WBG in the past year compared to respondents who do not collaborate with the WBG.

Percentage of Respondents (N=133)



"Are you aware of the World Bank Group's Access to Information Policy under which the WBG will now disclose any information in its possession that is not on a list of exceptions?"

Percentage of Respondents (N=120)



"Have you requested information from the World Bank Group on its activities in the past year?"

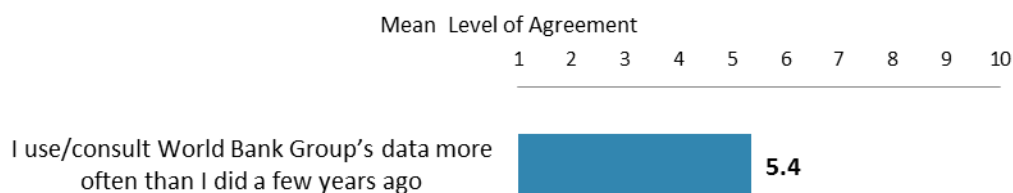
Percentage of Respondents (N=17)



"Were you able to obtain this information?"

## X. Communication and Openness (continued)

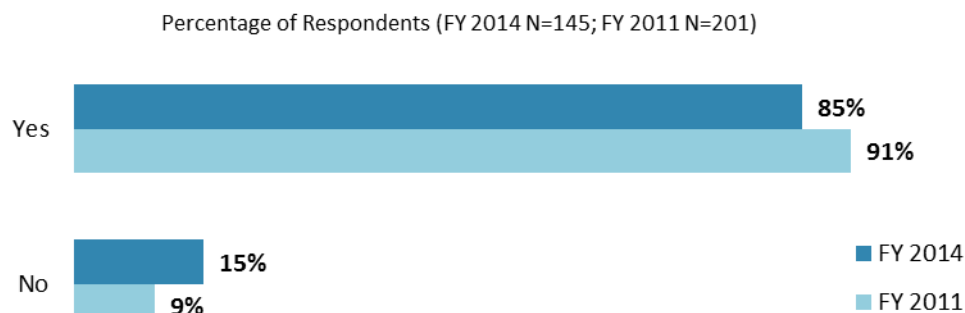
### Access to Information (continued)



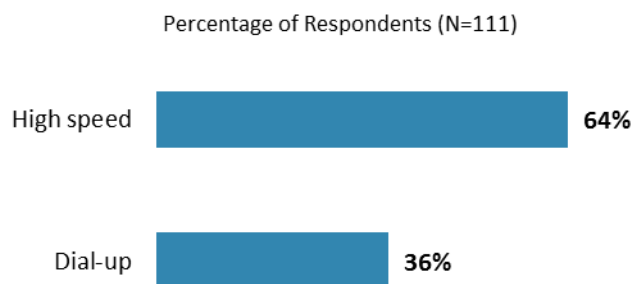
"Please rate how much you agree with the following statements."  
(1-"Strongly disagree", 10-"Strongly agree")

### Internet Access

- Respondents from Bissau were significantly more likely to have access to the Internet than respondents from other geographic locations.



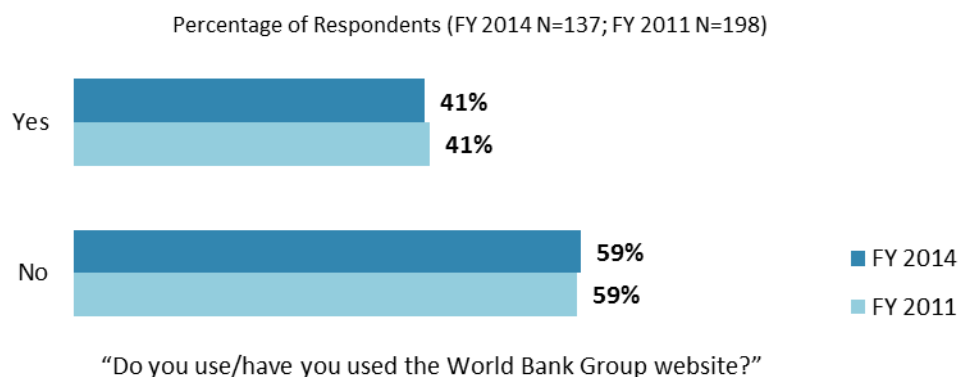
"Do you have access to the Internet?"



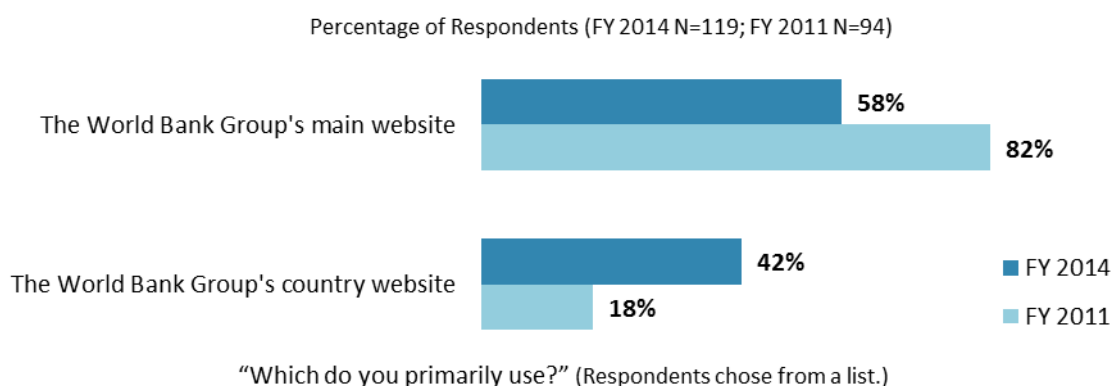
"Which Internet connection do you use primarily when visiting a World Bank Group website?"  
(Respondents chose from a list.)

## X. Communication and Openness (continued)

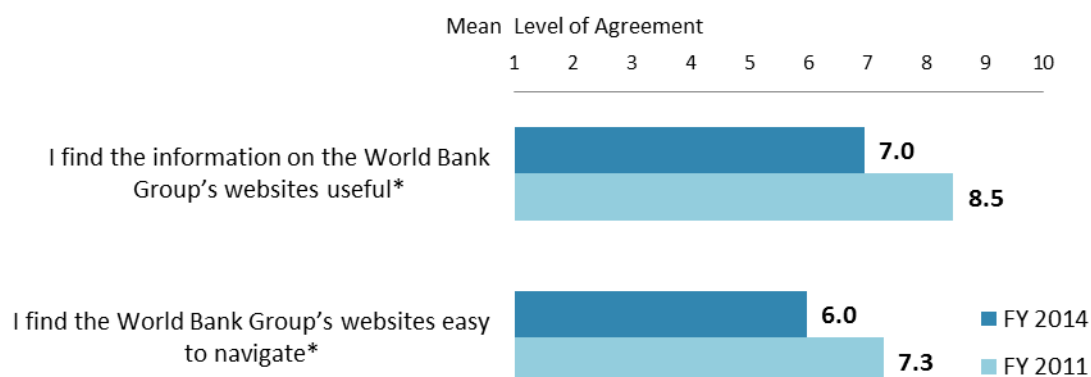
### Website Usage



- Respondents in this year’s country survey were significantly more likely to use the WBG’s country website ([www.worldbank.org/guineabissau](http://www.worldbank.org/guineabissau)) than respondents in the FY’11 country survey.



### Website Evaluation

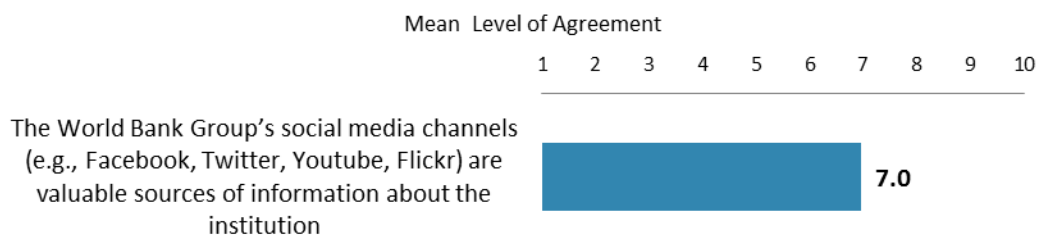


“Please rate how much you agree with the following statements.”  
(1-“Strongly disagree”, 10-“Strongly agree”)

\*Significantly different between FY 2014 and FY 2011

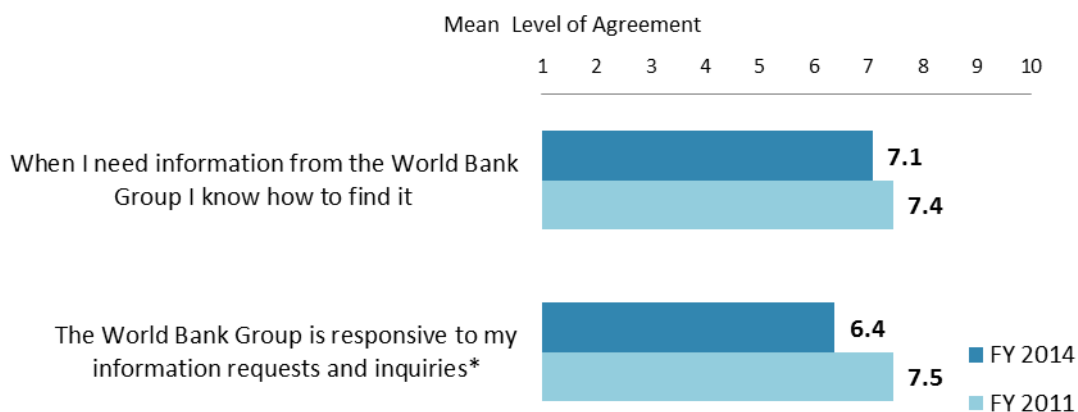
## X. Communication and Openness (continued)

### Evaluation of WBG's Social Media Channels



"Please rate how much you agree with the following statements."  
(1-"Strongly disagree", 10-"Strongly agree")

### Information Sharing



"Please rate how much you agree with the following statements."  
(1-"Strongly disagree", 10-"Strongly agree")

\*Significantly different between FY 2014 and FY 2011

## XI. Appendices

A. Responses to All Questions across All Respondents .....	53
B. Responses to All Questions by Stakeholder Groups .....	73
C. Responses to All Questions by Geographic Location .....	97
D. Responses to All Questions by Levels of Collaboration.....	114
E. Responses to All Questions by Year.....	131
F. Indicator Questions as a Function of Exposure to the WBG .....	134
G. Indicator Questions by Stakeholder Groups .....	135
H. WBG Country Survey FY 2014 – Guinea-Bissau Questionnaire ...	136

**Guinea-Bissau**



## Appendix A: Responses to All Questions across All Respondents (N=183)

All rating scale questions are presented with the total number of respondents that provided a rating (N), the number of respondents who indicated that they "Don't know" (DK), the mean rating across all respondents (Mean), and the standard deviation of this mean (SD). Indicator questions are noted with an asterisk (\*).

### A. General Issues Facing Guinea-Bissau

1. In general would you say that Guinea-Bissau is headed in ... ?	Percentage of Respondents (N=145)
The right direction	57.2%
The wrong direction	16.6%
Not sure	26.2%

2. Listed below are a number of development priorities in Guinea-Bissau. Please identify which of the following you consider the most important development priorities in Guinea-Bissau? (Choose no more than THREE)	Percentage of Respondents (Responses Combined; N=173)
Education	65.3%
Energy	39.9%
Security/stabilization/reconstruction	34.7%
Health	23.7%
Public sector governance/reform	22.5%
Domestic private sector development	12.7%
Law and justice	12.7%
Agricultural development	11.6%
Transport	10.4%
Poverty reduction	9.2%
Job creation/employment	8.7%
Rural development	7.5%
Water and sanitation	6.4%
Economic growth	6.4%
Food security	5.8%
Social protection	4.6%
Social cohesion	2.3%
Gender equity	1.7%
Foreign direct investment	1.7%
Environmental sustainability	1.7%
Local governance and institutions	1.7%
Natural resource management	1.7%
Anti corruption	1.7%
Urban development	1.2%
Equality of opportunity	1.2%
Regional conflict and tensions	0.6%
Information and communications technology	0.6%
Global/regional integration	0.0%
Financial markets	0.0%
Climate change	0.0%
Trade and exports	0.0%
Crime and violence	0.0%
Regulatory framework	0.0%
Communicable/non-communicable diseases	0.0%
Disaster management	0.0%

**A. General Issues Facing Guinea-Bissau (continued)**

<b>3. Poverty reduction is a broad term that encompasses work in many different areas. Which THREE areas of development listed below do you believe would contribute most to reducing poverty in Guinea-Bissau? (Choose no more than THREE)</b>	<b>Percentage of Respondents (Responses Combined; N=178)</b>
Agricultural development	25.3%
Economic growth	24.2%
Education	24.2%
Domestic private sector development	23.0%
Energy	21.3%
Job creation/employment	20.8%
Rural development	16.9%
Water and sanitation	13.5%
Public sector governance/reform	12.9%
Health	12.9%
Law and justice	10.7%
Security/stabilization/reconstruction	9.0%
Natural resource management	9.0%
Transport	7.9%
Social protection	6.7%
Anti corruption	6.7%
Equality of opportunity	6.2%
Foreign direct investment	6.2%
Trade and exports	6.2%
Food security	6.2%
Information and communications technology	4.5%
Global/regional integration	3.9%
Local governance and institutions	3.9%
Social cohesion	3.4%
Gender equity	2.8%
Urban development	2.8%
Environmental sustainability	2.2%
Communicable/non-communicable diseases	1.7%
Regulatory framework	1.1%
Regional conflict and tensions	0.6%
Crime and violence	0.6%
Financial markets	0.6%
Climate change	0.0%
Disaster management	0.0%

**A. General Issues Facing Guinea-Bissau (continued)**

<b>4. Economic growth can be driven by a number of factors. Which THREE areas below do you believe would contribute most to generating economic growth in Guinea-Bissau? (Choose no more than THREE)</b>	<b>Percentage of Respondents (Responses Combined; N=182)</b>
Energy	44.0%
Agricultural development	29.7%
Public sector governance/reform	29.1%
Trade and exports	22.0%
Domestic private sector development	20.9%
Foreign direct investment	17.0%
Rural development	14.8%
Education	14.8%
Natural resource management	14.8%
Transport	11.5%
Law and justice	11.0%
Anti corruption	9.9%
Job creation/employment	8.8%
Information and communications technology	8.2%
Financial markets	6.6%
Food security	4.4%
Global/regional integration	3.8%
Water and sanitation	3.8%
Security/stabilization/reconstruction	3.3%
Health	2.7%
Equality of opportunity	2.2%
Local governance and institutions	2.2%
Gender equity	1.6%
Climate change	1.6%
Urban development	1.6%
Regulatory framework	1.6%
Social cohesion	1.1%
Social protection	0.5%
Disaster management	0.5%
Regional conflict and tensions	0.5%
Environmental sustainability	0.5%
Crime and violence	0.5%
Communicable/non-communicable diseases	0.0%

**A. General Issues Facing Guinea-Bissau (continued)**

<b>5. When thinking about the idea of “shared prosperity” in your country, which of the following TWO best illustrate how this would be achieved in Guinea-Bissau? (Choose no more than TWO)</b>	<b>Percentage of Respondents (Responses Combined; N=130)</b>
Better employment opportunities for young people	37.7%
Education and training that better ensure job opportunity	36.9%
Consistent economic growth	22.3%
Greater access to micro-finance for the poor	19.2%
Greater voice and participation for citizens to help ensure greater accountability	16.9%
Greater access to health and nutrition for citizens	13.8%
Better entrepreneurial opportunities	12.3%
More reliable social safety net	8.5%
Better quality public services	8.5%
Better opportunity for the poor who live in rural areas	7.7%
Better employment opportunities for women	5.4%
A growing middle class	4.6%
Greater equity of fiscal policy	4.6%
Other	2.3%
Better opportunity for the poor who live in urban areas	0.8%

**B. Overall Attitudes toward the World Bank Group**

<b>Familiarity</b>	<b>N</b>	<b>DK</b>	<b>Mean</b>	<b>SD</b>
1. How familiar are you with the work of the World Bank Group in Guinea-Bissau? (1-Not familiar at all, 10-Extremely familiar)	176	0	6.07	2.57

<b>Overall Effectiveness*</b>	<b>N</b>	<b>DK</b>	<b>Mean</b>	<b>SD</b>
2. Overall, please rate your impression of the World Bank Group's effectiveness in Guinea-Bissau. (1-Not effective at all, 10-Very effective)	167	12	6.68	2.75

<b>Staff Preparedness*</b>	<b>N</b>	<b>DK</b>	<b>Mean</b>	<b>SD</b>
3. To what extent do you believe the World Bank Group's staff is well prepared (e.g., skills and knowledge) to help Guinea-Bissau solve its most complicated development challenges? (1-To no degree at all, 10-To a very significant degree)	147	31	7.65	2.35

**B. Overall Attitudes toward the World Bank Group (continued)**

<b>4. When thinking about how the World Bank Group can have the most impact on development results in Guinea-Bissau, in which sectoral areas do you believe the World Bank Group should focus most of its resources (financial and knowledge services) in Guinea-Bissau? (Choose no more than THREE)</b>	<b>Percentage of Respondents (Responses Combined; N=179)</b>
Education	58.7%
Energy	34.6%
Health	31.8%
Public sector governance/reform	21.8%
Poverty reduction	21.8%
Job creation/employment	15.1%
Domestic private sector development	14.5%
Agricultural development	14.5%
Transport	14.0%
Security/stabilization/reconstruction	13.4%
Water and sanitation	8.4%
Food security	7.8%
Rural development	7.3%
Law and justice	5.0%
Economic growth	4.5%
Social protection	3.9%
Local governance and institutions	2.8%
Natural resource management	2.8%
Foreign direct investment	1.7%
Financial markets	1.7%
Trade and exports	1.7%
Information and communications technology	1.7%
Social cohesion	1.1%
Environmental sustainability	1.1%
Equality of opportunity	1.1%
Anti corruption	1.1%
Gender equity	0.6%
Crime and violence	0.6%
Climate change	0.6%
Communicable/non-communicable diseases	0.6%
Global/regional integration	0.0%
Urban development	0.0%
Regional conflict and tensions	0.0%
Regulatory framework	0.0%
Disaster management	0.0%

**B. Overall Attitudes toward the World Bank Group (continued)**

5. When thinking about the World Bank Group's role, which activity do you believe is of greatest VALUE and which activity is of second greatest value in Guinea-Bissau?	Percentage of Respondents (N=145)		
	Greatest Value	2 <sup>nd</sup> Greatest Value	Combined
Mobilizing third party financial resources	20.7%	21.7%	42.4%
Capacity development	22.8%	18.9%	41.6%
Financial resources	22.8%	10.5%	33.2%
Technical assistance	13.8%	16.1%	29.9%
Policy advice, studies, analyses	9.7%	13.3%	22.9%
Strategy formulation (e.g., PRSP assistance)	9.0%	11.9%	20.9%
Linkage to non-Bank expertise (e.g., South-South knowledge sharing)	2.8%	3.5%	6.3%
Data	2.1%	1.4%	3.5%
Donor coordination	0.0%	2.8%	2.8%
Convening/facilitating	2.1%	0.7%	2.8%
Other	0.0%	0.7%	0.7%

How effectively do the World Bank Group's activities below support Guinea-Bissau's efforts to achieve development results? (1-Not effective at all, 10-Very effective)	Effectiveness			
	N	DK	Mean	SD
6. Convening/facilitating	81	38	5.85	2.58
7. Data	87	27	6.54	2.48
8. Policy advice, studies, analyses	123	8	7.12	2.43
9. Financial resources	123	7	7.80	2.18
10. Technical assistance	127	8	7.43	2.38
11. Mobilizing third party financial resources	114	14	7.39	2.33
12. Donor coordination	99	20	6.78	2.69
13. Linkage to non-Bank expertise (e.g., South-South knowledge sharing)	89	32	6.70	2.73
14. Strategy formulation (e.g., PRSP assistance)	124	14	7.90	2.21

The World Bank Group can provide capacity building support in a number of ways in Guinea-Bissau. To which degree would Guinea-Bissau benefit, if capacity building were to support...? (1-To no degree at all, 10-To a very significant degree)	Degree			
	N	DK	Mean	SD
15. Groups outside of government to help them more effectively engage and participate in development efforts	155	6	8.31	2.18
16. The public sector, related to implementation of specific development projects on the ground	149	4	8.17	2.21
17. The public sector, related to changing institutions	122	20	7.74	2.21
18. The private sector, related to institutional and policy change	135	15	8.61	1.67

**B. Overall Attitudes toward the World Bank Group (continued)**

How EFFECTIVE do you believe the World Bank Group is in terms of the capacity building work it does in each of the following areas in Guinea-Bissau? (1-Not effective at all, 10-Very effective)	Effectiveness			
	N	DK	Mean	SD
19. Project implementation	117	40	7.78	2.24
20. Citizen engagement	94	53	6.86	2.63
21. Policy design	109	41	7.76	2.38

When thinking about how to improve capacity building in Guinea-Bissau to help ensure better development results, looking forward, how IMPORTANT is it for the World Bank Group to be involved in the following aspects of capacity building? (1-Not important at all, 10-Very important)	Importance			
	N	DK	Mean	SD
22. Project implementation	132	25	8.42	1.99
23. Citizen engagement	116	35	7.93	2.37
24. Policy design	132	27	8.42	2.18

25. Which of the following do you identify as the World Bank Group's greatest WEAKNESSES in its work in Guinea-Bissau? (Choose no more than TWO)	Percentage of Respondents (Responses Combined; N=175)
Not enough public disclosure of its work	25.7%
World Bank Group's processes too complex	19.4%
Too bureaucratic in its operational policies and procedures	18.9%
World Bank Group's processes too slow	17.1%
Imposing technocratic solutions without regard to political realities	14.9%
Not adequately sensitive to political/social realities in Guinea-Bissau	14.3%
Don't know	9.7%
Not aligned with country priorities	9.1%
Not collaborating enough with non-state actors	8.0%
Too influenced by developed countries	7.4%
Staff too inaccessible	6.9%
Not focused enough on issues that are unique to post-conflict countries	6.9%
Inadequate number of World Bank Group staff members located in the country	6.9%
Not exploring alternative policy options	5.7%
Not willing to honestly criticize policies and reform efforts in the country	5.7%
Its advice and strategies do not lend themselves to practical problem solving	4.6%
Other	3.4%
Not client focused	2.3%
Arrogant in its approach	1.1%
The credibility of its knowledge/data	1.1%
Not aligned with other donors' work	0.6%

**B. Overall Attitudes toward the World Bank Group (continued)**

<b>26. Which World Bank Group's instruments do you believe are the MOST effective in reducing poverty in Guinea-Bissau? (Choose no more than TWO)</b>	<b>Percentage of Respondents (Responses Combined; N=171)</b>
Capacity development	58.5%
Investment lending	32.7%
Policy based lending/budget support to the Government	29.2%
Technical assistance	24.0%
Co-financing arrangements (i.e., with other donors)	13.5%
Emergency Recovery lending	9.9%
Sector-wide approaches	8.8%
Knowledge products/services	5.8%
Trust Fund management	5.8%
Other	2.9%
Don't know	2.3%

<b>27. In addition to the regular relations with the national government as its main interlocutor, which TWO of the following groups should the World Bank Group collaborate with more in your country to ensure better development results there? (Choose no more than TWO)</b>	<b>Percentage of Respondents (Responses Combined; N=178)</b>
NGOs	38.2%
Private sector	33.1%
Academia/think tanks/research institutes	24.7%
Local Government	20.8%
Community Based Organizations (CBOs)	20.2%
Regional organizations (e.g., CEDEAO, UEMOA, BOAD)	15.2%
Donor community	9.6%
Media	6.7%
Beneficiaries	6.2%
UN agencies	6.2%
Faith based organizations	4.5%
UN and regional peace keeping forces	2.8%
Emerging donors	2.8%
Other	2.2%
Parliament	1.7%
Foundations	1.7%
Don't know	0.6%

<b>To what extent do you agree with the following statements about the World Bank Group's work in Guinea-Bissau? (1-Strongly disagree, 10-Strongly agree)</b>	<b>Level of Agreement</b>			
	<b>N</b>	<b>DK</b>	<b>Mean</b>	<b>SD</b>
28. Overall the World Bank Group currently plays a relevant role in development in Guinea-Bissau*	155	8	7.42	2.68
29. The World Bank Group's work is aligned with what I consider the development priorities for Guinea-Bissau*	130	13	6.86	2.51
30. The World Bank Group supports programs and strategies that are realistic for Guinea-Bissau	135	11	6.86	2.55
31. The World Bank Group treats clients and stakeholders in Guinea-Bissau with respect	107	42	7.91	2.44

**B. Overall Attitudes toward the World Bank Group (continued)**

To what extent is the World Bank Group an effective development partner in Guinea-Bissau, in terms of each of the following? (1-To no degree at all, 10-To a very significant degree)	Degree			
	N	DK	Mean	SD
32. Responsiveness*	109	25	7.05	2.66
33. Flexibility (in terms of the institution's products and services)*	100	25	6.38	2.52
34. Flexibility (in terms of changing country circumstances)*	107	28	6.18	2.65
35. Being inclusive*	100	28	6.32	2.61
36. Openness*	106	26	6.79	2.41
37. Staff accessibility*	104	25	6.32	2.64
38. Straightforwardness and honesty*	115	25	7.85	2.16
39. Ease of access to the people at the World Bank Group who are making decisions important to my work*	101	30	6.15	2.89
40. Collaboration with civil society*	113	27	7.14	2.75
41. Collaboration with the UN*	91	45	8.69	1.69
42. Collaboration with the Government*	138	18	8.30	2.01
43. Collaboration with other donors and development partners*	94	47	8.27	1.81
44. Collaboration with the private sector*	122	24	7.39	2.57
45. The speed in which it gets things accomplished on the ground*	112	21	5.60	2.80
46. Being a long-term partner*	115	24	8.87	1.61

47. To be a more effective development partner in Guinea-Bissau, do you believe that the World Bank Group should have... ? (Select only ONE response)	Percentage of Respondents (N=170)
More local presence	84.7%
The current level of local presence is adequate	10.0%
Less local presence	2.9%
Don't know	2.4%

48. In the past year, have you seen more, less, or just about the same level of effective collaboration between the UN and the World Bank Group in Guinea-Bissau? (Select only ONE response)	Percentage of Respondents (N=166)
More effective collaboration	18.7%
The same level of effective collaboration	15.1%
Less effective collaboration	22.9%
Don't know	43.4%

**B. Overall Attitudes toward the World Bank Group (continued)**

<b>49. When World Bank Group assisted reform efforts fail or are slow to take place, which THREE of the following would you attribute this to? (Choose no more than THREE)</b>	<b>Percentage of Respondents (Responses Combined; N=181)</b>
Ongoing conflict and instability	51.4%
The Government works inefficiently	33.7%
Lack of/inadequate levels of capacity in Government	33.1%
Reforms are not well thought out in light of country challenges	31.5%
The World Bank Group works too slowly	29.3%
There is not an adequate level of citizen/civil society participation	27.6%
The World Bank Group does not do adequate follow through/follow-up	26.0%
The World Bank Group is not sensitive enough to political/social realities on the ground	20.4%
Political pressures and obstacles	18.8%
Poor donor coordination	12.7%
Inadequate funding	7.7%
Other	2.2%

### C. World Bank Group's Effectiveness and Results

1. In your opinion, how IMPORTANT is it for the World Bank Group to be involved in the following areas of development in Guinea-Bissau? (1-Not important at all, 10-Very important)	Importance			
	N	DK	Mean	SD
1. Anti corruption	130	11	7.96	2.80
2. Information and communications technology	123	7	8.04	2.25
3. Transport	132	7	8.42	2.32
4. Crime and violence	114	12	6.64	2.83
5. Regional conflict and tensions	106	18	5.58	2.81
6. Law and justice	122	11	8.01	2.34
7. Urban development	118	9	8.14	1.98
8. Environmental sustainability	117	10	8.16	1.98
9. Regulatory framework	100	21	7.11	2.40
10. Communicable/non-communicable diseases	114	13	7.96	2.07
11. Poverty reduction	137	4	9.17	1.48
12. Gender equity	124	5	7.68	2.47
13. Domestic private sector development	138	6	8.79	1.90
14. Foreign direct investment	106	17	7.67	2.68
15. Local governance and institutions	116	13	7.64	2.46
16. Water and sanitation	129	5	8.70	1.94
17. Trade and exports	120	8	7.23	2.59
18. Economic growth	131	6	8.47	2.25
19. Energy	133	6	8.84	2.13
20. Disaster management	99	23	6.14	2.71
21. Public sector governance/reform	115	17	8.56	2.18
22. Job creation/employment	123	14	8.11	2.35
23. Social cohesion	110	12	6.96	2.71
24. Financial markets	111	13	7.40	2.39
25. Equality of opportunity	112	11	7.26	2.61
26. Health	133	5	9.00	1.55
27. Rural development	127	7	8.51	2.03
28. Global/regional integration	107	14	7.43	2.45
29. Food security	121	6	8.23	2.24
30. Education	143	4	9.21	1.60
31. Security/stabilization/reconstruction	112	12	7.75	2.37
32. Social protection	109	14	7.40	2.39
33. Climate change	111	12	7.33	2.37
34. Agricultural development	127	8	8.98	1.73
35. Natural resource management	123	17	8.15	2.59

**C. World Bank Group's Effectiveness and Results (continued)**

2. How EFFECTIVE do you believe the World Bank Group is in terms of the work it does in the following areas of development in Guinea-Bissau? (1-Not effective at all, 10-Very effective)	Effectiveness			
	N	DK	Mean	SD
1. Anti corruption	82	57	4.90	2.89
2. Information and communications technology	80	55	6.01	2.99
3. Transport	89	45	6.24	2.65
4. Crime and violence	69	65	4.88	2.74
5. Regional conflict and tensions	67	63	5.13	2.90
6. Law and justice	81	51	5.56	2.69
7. Urban development	77	53	6.10	2.63
8. Environmental sustainability	72	54	6.43	2.45
9. Regulatory framework	72	57	5.61	2.48
10. Communicable/non-communicable diseases	86	48	7.13	2.28
11. Poverty reduction	109	31	7.17	2.45
12. Gender equity	85	51	6.20	2.76
13. Domestic private sector development	103	40	6.90	2.65
14. Foreign direct investment	67	62	5.46	2.73
15. Local governance and institutions	85	48	5.95	2.78
16. Water and sanitation	99	35	6.72	2.48
17. Trade and exports	76	57	6.08	2.55
18. Economic growth	98	39	6.71	2.57
19. Energy	113	30	7.00	2.73
20. Disaster management	62	68	5.05	2.71
21. Public sector governance/reform	95	36	6.48	2.73
22. Job creation/employment	85	50	5.64	3.00
23. Social cohesion	78	56	5.47	2.79
24. Financial markets	73	60	6.29	2.67
25. Equality of opportunity	78	57	5.62	2.84
26. Health	110	32	7.27	2.44
27. Rural development	91	43	6.73	2.66
28. Global/regional integration	73	58	5.96	2.67
29. Food security	93	43	6.69	2.50
30. Education	122	25	7.59	2.38
31. Security/stabilization/reconstruction	79	55	6.28	2.77
32. Social protection	71	59	5.38	2.77
33. Climate change	72	64	5.93	2.49
34. Agricultural development	98	41	6.74	2.71
35. Natural resource management	76	59	5.64	3.09

3. Where are the World Bank Group's decisions made primarily that support the program in Guinea-Bissau? (Select only ONE response)	Percentage of Respondents (N=175)
At the Headquarters (in Washington D.C.)	63.4%
In the country	5.1%
Don't know	31.4%

Achieving Development Results*	N	DK	Mean	SD
4. To what extent does the World Bank Group's work help to achieve development results in Guinea-Bissau? (1-To no degree at all, 10-To a very significant degree)	165	16	7.39	2.44

**C. World Bank Group's Effectiveness and Results (continued)**

<b>Building/Strengthening Country Systems*</b>	<b>N</b>	<b>DK</b>	<b>Mean</b>	<b>SD</b>
5. To what extent does the World Bank Group help to build/strengthen existing country systems (e.g., procurement, financial management, etc.) in Guinea-Bissau? <i>(1-To no degree at all, 10-To a very significant degree)</i>	158	21	7.23	2.65

<b>To what extent do you agree with the following statements about the World Bank Group in Guinea-Bissau? <i>(1-Strongly disagree, 10-Strongly agree)</i></b>	<b>N</b>	<b>DK</b>	<b>Mean</b>	<b>SD</b>
6. The World Bank Group's financial instruments (i.e., investment lending, Development Policy Loan, Trust Funds, etc.) meet the needs of Guinea-Bissau*	143	29	5.71	2.66
7. The World Bank Group meets Guinea-Bissau's needs for knowledge services (e.g., research, analysis, data, technical assistance)*	144	25	5.98	2.70

<b>Measuring Results</b>	<b>N</b>	<b>DK</b>	<b>Mean</b>	<b>SD</b>
8. To what extent do you believe the World Bank Group measures and corrects its work in real time in Guinea-Bissau? <i>(1-To no degree at all, 10-To a very significant degree)</i>	109	64	6.66	2.48

**D. The World Bank Group's Knowledge Work and Activities (i.e., Analysis, Studies, Research, Data, Reports, Conferences)**

<b>1. How frequently do you consult World Bank Group's knowledge work and activities in the work you do?</b>	<b>Percentage of Respondents (N=171)</b>
Weekly	6.4%
Monthly	19.3%
A few times a year	45.6%
Rarely	19.3%
Never	9.4%

<b>In Guinea-Bissau, to what extent do you believe that the World Bank Group's knowledge work and activities: <i>(1-To no degree at all, 10-To a very significant degree)</i></b>	<b>Degree</b>			
	<b>N</b>	<b>DK</b>	<b>Mean</b>	<b>SD</b>
2. Are timely	108	33	5.95	2.50
3. Include appropriate level of stakeholder involvement during preparation	101	39	6.28	2.30
4. Are relevant to Guinea-Bissau's development priorities	134	20	7.39	2.42
5. Lead to practical solutions	115	23	6.43	2.53
6. Are accessible (well written and easy to understand)	119	23	6.63	2.50
7. Are source of relevant information on global good practices	122	22	7.67	2.13
8. Enhance your knowledge and/or skills	123	18	7.44	2.35
9. Are adequately disseminated	112	24	5.54	2.56
10. Are translated enough into local language	120	26	5.17	2.91
11. Are adaptable to Guinea-Bissau's specific development challenges and country circumstances*	132	20	6.48	2.63

**D. The World Bank Group's Knowledge Work and Activities (continued)**

Overall Evaluations	N	DK	Mean	SD
12. Overall, how significant a contribution do you believe the World Bank Group's knowledge work and activities make to development results in your country?* (1-Not significant at all, 10-Very significant)	155	13	7.53	2.45
13. Overall, how would you rate the technical quality of the World Bank Group's knowledge work and activities?* (1-Very low technical quality, 10-Very high technical quality)	154	15	7.47	2.42

**E. Working with the World Bank Group**

To what extent does each of the following aspects of the World Bank Group's technical assistance/advisory work contribute to solving Guinea-Bissau's development challenges? (1- To no degree at all, 10-To a very significant degree)	Degree			
	N	DK	Mean	SD
1. Conceptualization (understanding and framing the problem)	139	13	7.26	2.27
2. Design (appraising and planning the solutions)	138	14	7.30	2.19
3. Implementation (executing, carrying out, monitoring and making appropriate adjustments)	142	16	7.44	2.41
4. Evaluation (assessing the impact and results)	134	21	7.65	2.15

To what extent do you agree/disagree with the following statements? (1-Strongly disagree, 10-Strongly agree)	Level of Agreement			
	N	DK	Mean	SD
5. The World Bank Group disburses funds promptly	138	27	5.84	3.08
6. The World Bank Group effectively monitors and evaluates the projects and programs it supports	146	18	5.65	3.19
7. The World Bank Group's approvals and reviews are done in a timely fashion	131	23	5.81	2.84
8. The World Bank Group's "Safeguard Policy" requirements are reasonable	105	40	5.37	2.75
9. The World Bank Group's conditions on its lending are reasonable	109	41	5.30	2.76
10. The World Bank Group takes decisions quickly in Guinea-Bissau*	118	24	6.07	2.81
11. Working with the World Bank Group increases Guinea-Bissau's institutional capacity	149	11	5.29	3.26
12. The World Bank Group ensures consistency and continuity through staff changes	105	44	5.17	2.82
13. Where country systems are adequate, the World Bank Group makes appropriate use of them*	110	39	5.03	2.81
14. The World Bank Group provides effective implementation support	138	21	5.43	3.05

15. Which of the following best describes the way the World Bank Group operates in Guinea-Bissau? (Select only ONE response)	Percentage of Respondents (N=123)
Don't know	31.7%
The World Bank Group's approach to risk is appropriate	29.3%
The World Bank Group does not take enough risk in Guinea-Bissau	28.5%
The World Bank Group takes too much risk in Guinea-Bissau	10.6%

**E. Working with the World Bank Group (continued)**

WBG Staff in Guinea-Bissau	N	DK	Mean	SD
16. To what extent do you believe the World Bank Group is adequately staffed in Guinea-Bissau? (1-To no degree at all, 10-To a very significant degree)	113	62	4.73	3.10

**F. The Future Role of the World Bank Group in Guinea-Bissau**

1. Which of the following SHOULD the World Bank Group do to make itself of greater value in Guinea-Bissau? (Choose no more than TWO)	Percentage of Respondents (Responses Combined; N=171)
Increase the level of capacity development in the country	22.8%
Reduce the complexity of obtaining World Bank Group financing	22.8%
Reach out more to groups outside of Government	21.6%
Collaborate more effectively with Government clients	20.5%
Improve the quality of its experts as related to Guinea-Bissau's specific challenges	20.5%
Provide more adequate data/knowledge/statistics/figures on Guinea-Bissau's economy	19.3%
Improve the competitiveness of its financing compared to markets	16.4%
Offer more innovative financial products	14.0%
Increase the level of World Bank Group staffing in Guinea-Bissau's office	14.0%
Work faster	11.7%
Offer more innovative knowledge services	9.9%
Other	3.5%
Ensure greater selectivity in its work	1.8%

2. When considering the combination of services that the World Bank Group offers in Guinea-Bissau, and taking into account its limited level of resources, which ONE of the following do you believe the World Bank Group should offer more of in Guinea-Bissau? (Select only ONE response)	Percentage of Respondents (N=157)
Financial services	47.8%
Knowledge products	25.5%
The combination is appropriate for Guinea-Bissau	20.4%
Don't know	5.1%
Convening services	0.6%
None of the above	0.6%

3a. Which THREE areas below would benefit most from the World Bank Group playing a leading role among international partners in Guinea-Bissau? (Choose no more than THREE)	Percentage of Respondents (Responses Combined; N=160)
Public financial management	65.6%
Capacity of state institutions	41.3%
Access to basic services	38.1%
Improving livelihoods	33.1%
Stimulating dialogue to promote peace and stability	29.4%
Jobs	26.3%
Access to justice systems	22.5%
Social safety nets	21.3%
Social cohesion	6.3%
Conflict resolution mechanisms	5.0%
Reducing violence	3.8%
Security mechanisms	2.5%

**F. The Future Role of the World Bank Group in Guinea-Bissau (continued)**

<b>3b. Which THREE areas below would benefit most from other donors in Guinea-Bissau? (Choose no more than THREE)</b>	<b>Percentage of Respondents (Responses Combined; N=143)</b>
Stimulating dialogue to promote peace and stability	44.1%
Access to justice systems	30.1%
Social safety nets	28.7%
Reducing violence	28.0%
Security mechanisms	24.5%
Jobs	22.4%
Conflict resolution mechanisms	21.7%
Improving livelihoods	20.3%
Public financial management	18.9%
Access to basic services	18.2%
Capacity of state institutions	18.2%
Social cohesion	16.8%

<b>4. What should the World Bank Group do to improve collaboration with the UN in the field? (Choose no more than THREE)</b>	<b>Percentage of Respondents (Responses Combined; N=161)</b>
Develop joint or complementary projects with the UN, leveraging each organization's comparative advantages	72.7%
Collaborate on analysis, assessments and planning, including on rapid assessments on emerging crisis and changing circumstances when both institutions are engaged	58.4%
Share more information about the World Bank Group's activities, products, and knowledge	54.7%
Develop guidelines, framework and tools to facilitate operational cooperation and cross-financing	39.1%
Organize more joint meetings and missions with the UN	37.9%
Involve UN experts to a greater degree in World Bank Group activities	19.3%
Other	3.7%

**G. Communication and Information Sharing**

<b>1. How do you get most of your information about economic and social development issues in Guinea-Bissau? (Choose no more than TWO)</b>	<b>Percentage of Respondents (Responses Combined; N=163)</b>
Internet	47.9%
Local newspapers	39.9%
Local radio	32.5%
International newspapers	26.4%
International radio	11.0%
Local television	11.0%
Blogs	8.0%
Periodicals	6.7%
Other	6.7%
International television	5.5%
Mobile phones	3.1%
Social media (e.g., Facebook, Twitter, Youtube, Flickr)	2.5%
Instant messaging	1.8%

**G. Communication and Information Sharing (continued)**

<b>2. How would you prefer to receive information from the World Bank Group? (Choose no more than TWO)</b>	<b>Percentage of Respondents (Responses Combined; N=157)</b>
Direct contact with World Bank Group	42.7%
World Bank Group's seminars/workshops/conferences	40.8%
World Bank Group's publications and other written materials	33.8%
World Bank Group's website	24.8%
e-Newsletters	22.9%
Mobile phones	8.9%
Social media (e.g., Facebook, Twitter, Youtube, Flickr)	7.0%
Other	5.1%
Blogs	4.5%
Instant messaging	4.5%

<b>3. Are you aware of the World Bank Group's Access to Information Policy under which the WBG will now disclose any information in its possession that is not on a list of exceptions?</b>	<b>Percentage of Respondents (N=133)</b>
Yes	18.8%
No	81.2%

<b>4. Have you requested information from the World Bank Group on its activities in the past year?</b>	<b>Percentage of Respondents (N=120)</b>
Yes	11.7%
No	88.3%

<b>5. Were you able to obtain this information?</b>	<b>Percentage of Respondents (N=17)</b>
Yes	88.2%
No	11.8%

<b>6. Do you have access to the Internet?</b>	<b>Percentage of Respondents (N=145)</b>
Yes	84.8%
No	15.2%

<b>7. Do you use/have used the World Bank Group's website?</b>	<b>Percentage of Respondents (N=137)</b>
Yes	40.9%
No	59.1%

<b>8. Which do you primarily use?</b>	<b>Percentage of Respondents (N=119)</b>
The World Bank Group's country website	42.0%
The World Bank Group's main website	58.0%

<b>9. Which Internet connection do you use primarily when visiting a World Bank Group website?</b>	<b>Percentage of Respondents (N=111)</b>
High speed	64.0%
Dial-up	36.0%

**G. Communication and Information Sharing (continued)**

Please rate how much you agree with the following statements. (1-Strongly disagree, 10-Strongly agree)	Level of Agreement			
	N	DK	Mean	SD
10. I use/consult World Bank Group's data more often than I did a few years ago	128	30	5.35	3.05
11. I find the World Bank Group's websites easy to navigate	107	33	5.97	2.94
12. I find the information on the World Bank Group's websites useful	107	38	6.95	2.86
13. The World Bank Group's social media channels are valuable sources of information about the institution	89	63	6.96	3.32
14. When I need information from the World Bank Group I know how to find it	111	41	7.07	2.80
15. The World Bank Group is responsive to my information requests and inquiries	97	48	6.38	3.11

**H. Background Information**

1. Which of the following best describes your current position? (Select only ONE response)	Percentage of Respondents (N=171)
NGO	18.1%
Employee of a Ministry, Ministerial Department or Implementation Agency	15.2%
Private Sector Organization	9.9%
Other	8.8%
Project Management Unit (PMU) overseeing implementation of project	8.2%
Academia/Research Institute/Think Tank	5.3%
Office of the President, Prime Minister	4.1%
Community Based Organization	4.1%
Media	4.1%
Financial Sector/Private Bank	3.5%
Independent Government Institution	3.5%
Private Foundation	2.3%
Judiciary Branch	2.3%
Office of Minister	1.8%
Local Government Office or Staff	1.8%
Trade Union	1.8%
Office of Parliamentarian	1.2%
Consultant/Contractor working on World Bank supported project/program	1.2%
Bilateral Agency	1.2%
Faith-Based Group	1.2%
Multilateral Agency	0.6%

**H. Background Information (continued)**

<b>2. Please identify the primary specialization of your work. (Select only ONE response)</b>	<b>Percentage of Respondents (N=167)</b>
Other	17.4%
Education	12.6%
Law and justice/regulatory framework	11.4%
Agriculture/rural development/food security	10.8%
Public sector governance/public financial management/anti corruption	7.2%
Private sector development/foreign direct investment	6.6%
Information and communications technology	5.4%
Social protection	5.4%
Financial markets/banking	4.8%
Health/Communicable/non-communicable diseases	4.8%
Energy	3.6%
Generalist	3.0%
Job creation/employment	1.8%
Natural resource management/environmental sustainability	1.8%
Gender equity/equality of opportunity	1.2%
Transport	1.2%
Climate change/disaster management	0.6%
Water and sanitation	0.6%

<b>3. Currently, do you professionally collaborate/work with the World Bank Group in your country?</b>	<b>Percentage of Respondents (N=169)</b>
Yes	45.6%
No	54.4%

<b>4. Which of the following agencies of the World Bank Group do you primarily engage with in Guinea-Bissau? (Select only ONE response)</b>	<b>Percentage of Respondents (Responses Combined; N=136)</b>
The World Bank (IDA)	71.3%
The International Finance Corporation (IFC)	11.8%
The Multilateral Investment Guarantee Agency (MIGA)	6.6%
Other	10.3%

<b>5. Do your projects involve both the World Bank and the IFC?</b>	<b>Percentage of Respondents (N=117)</b>
Yes	31.6%
No	68.4%

<b>6. If yes, what was your view on the two institutions working together in Guinea-Bissau? (Select only ONE response)</b>	<b>Percentage of Respondents (Responses Combined; N=45)</b>
Collaborating but needs improvement	51.1%
Working well together	31.1%
Other	6.7%
Don't know	6.7%
In conflict	4.4%

**H. Background Information (continued)**

<b>7. Which of the following describes most of your exposure to the World Bank Group in Guinea-Bissau? (Choose no more than TWO)</b>	<b>Percentage of Respondents (Responses Combined; N=140)</b>
Collaborate as part of my professional duties	40.0%
Engage in World Bank Group related/sponsored events/activities	36.4%
Observer	35.7%
Use World Bank Group reports/data	26.4%
Use World Bank Group website for information, data, research, etc.	23.6%

<b>8. Which best represents your geographic location?</b>	<b>Percentage of Respondents (Responses Combined; N=170)</b>
Bissau	82.4%
Provincial capital	13.5%
Other	4.1%

## Appendix B: Responses to All Questions by Stakeholder Groups

Office of President/Prime Minister/Minister N=10 ● Employee of Ministry/PMU/Consultant on WBG project N=42 ● Private Sector Organization/Financial Sector/Private Bank N=23 ● CSO (NGOs, Community Based Organizations, Private Foundations, Trade Unions, Faith-Based Groups) N=47 ● Media N=7 ● Academia/Research Institute/Think Tank N=9 ● Other N=33

### A. General Issues facing Guinea-Bissau

In general would you say that Guinea-Bissau is headed in...?

Percentage of Respondents	Office of President/ Prime Minister/ Minister	Employee of Ministry/ PMU/ Consultant on WBG project	Private Sector/ Financial Sector/ Private Bank	CSO	Media	Academia/ Research Institute/ Think Tank	Other
The right direction	75.0%	62.1%	57.1%	61.5%	50.0%	42.9%	43.3%
The wrong direction	0.0%	20.7%	19.0%	10.3%	0.0%	42.9%	20.0%
Not sure	25.0%	17.2%	23.8%	28.2%	50.0%	14.3%	36.7%

**A. General Issues facing Guinea-Bissau (continued)**

Listed below are a number of development priorities in Guinea-Bissau. Please identify which of the following you consider the most important development priorities in Guinea-Bissau? (Choose no more than THREE)

Percentage of Respondents (Responses Combined)	Office of President/ Prime Minister/ Minister	Employee of Ministry/ PMU/ Consultant on WBG project	Private Sector/ Financial Sector/ Private Bank	CSO	Media	Academia/ Research Institute/ Think Tank	Other
Social protection*	0.0%	0.0%	0.0%	2.2%	0.0%	11.1%	18.2%
Transport	20.0%	13.2%	4.5%	15.6%	0.0%	0.0%	6.1%
Security/stabilization/reconstruction*	30.0%	44.7%	36.4%	22.2%	100.0%	44.4%	36.4%
Public sector governance/reform	20.0%	31.6%	31.8%	11.1%	25.0%	22.2%	18.2%
Global/regional integration	0.0%	0.0%	0.0%	0.0%	0.0%	0.0%	0.0%
Gender equity	0.0%	0.0%	0.0%	6.7%	0.0%	0.0%	0.0%
Domestic private sector development	0.0%	7.9%	18.2%	17.8%	0.0%	11.1%	15.2%
Foreign direct investment	0.0%	0.0%	4.5%	2.2%	0.0%	0.0%	0.0%
Water and sanitation	20.0%	2.6%	0.0%	8.9%	0.0%	0.0%	9.1%
Energy	50.0%	47.4%	40.9%	28.9%	50.0%	44.4%	33.3%
Regional conflict and tensions	0.0%	0.0%	0.0%	0.0%	0.0%	0.0%	3.0%
Job creation/employment	0.0%	7.9%	18.2%	8.9%	0.0%	0.0%	9.1%
Rural development	0.0%	7.9%	0.0%	8.9%	0.0%	22.2%	6.1%
Financial markets	0.0%	0.0%	0.0%	0.0%	0.0%	0.0%	0.0%
Urban development	0.0%	0.0%	0.0%	2.2%	0.0%	0.0%	3.0%
Environmental sustainability	0.0%	2.6%	0.0%	4.4%	0.0%	0.0%	0.0%
Equality of opportunity	0.0%	0.0%	4.5%	0.0%	0.0%	0.0%	3.0%
Health	50.0%	15.8%	18.2%	28.9%	0.0%	22.2%	21.2%
Education	90.0%	55.3%	63.6%	62.2%	50.0%	77.8%	69.7%
Poverty reduction	0.0%	10.5%	4.5%	13.3%	25.0%	0.0%	9.1%
Food security	0.0%	2.6%	0.0%	13.3%	25.0%	0.0%	6.1%
Social cohesion	0.0%	2.6%	0.0%	2.2%	0.0%	0.0%	6.1%
Climate change	0.0%	0.0%	0.0%	0.0%	0.0%	0.0%	0.0%
Agricultural development	20.0%	10.5%	13.6%	15.6%	0.0%	11.1%	6.1%
Trade and exports	0.0%	0.0%	0.0%	0.0%	0.0%	0.0%	0.0%
Crime and violence	0.0%	0.0%	0.0%	0.0%	0.0%	0.0%	0.0%
Economic growth*	0.0%	10.5%	4.5%	2.2%	0.0%	33.3%	6.1%
Law and justice	0.0%	21.1%	18.2%	8.9%	25.0%	0.0%	12.1%
Regulatory framework	0.0%	0.0%	0.0%	0.0%	0.0%	0.0%	0.0%
Communicable/non-communicable diseases	0.0%	0.0%	0.0%	0.0%	0.0%	0.0%	0.0%
Local governance and institutions	0.0%	2.6%	4.5%	2.2%	0.0%	0.0%	0.0%
Natural resource management	0.0%	2.6%	0.0%	2.2%	0.0%	0.0%	3.0%
Anti corruption	0.0%	0.0%	9.1%	2.2%	0.0%	0.0%	0.0%
Disaster management	0.0%	0.0%	0.0%	0.0%	0.0%	0.0%	0.0%
Information and communications technology	0.0%	0.0%	4.5%	0.0%	0.0%	0.0%	0.0%

\*Significantly different between stakeholder groups

**A. General Issues facing Guinea-Bissau (continued)**

Poverty reduction is a broad term that encompasses work in many different areas. Which THREE areas of development listed below do you believe would contribute most to reducing poverty in Guinea-Bissau? (Choose no more than THREE)

Percentage of Respondents (Responses Combined)	Office of President/ Prime Minister/ Minster	Employee of Ministry/ PMU/ Consultant on WBG project	Private Sector/ Financial Sector/ Private Bank	CSO	Media	Academia/ Research Institute/ Think Tank	Other
Water and sanitation	0.0%	14.6%	13.6%	6.5%	14.3%	11.1%	31.3%
Equality of opportunity	0.0%	9.8%	4.5%	2.2%	0.0%	11.1%	6.3%
Economic growth	11.1%	26.8%	27.3%	17.4%	42.9%	33.3%	21.9%
Climate change	0.0%	0.0%	0.0%	0.0%	0.0%	0.0%	0.0%
Regional conflict and tensions	0.0%	0.0%	0.0%	2.2%	0.0%	0.0%	0.0%
Global/regional integration	0.0%	7.3%	4.5%	2.2%	0.0%	0.0%	6.3%
Gender equity	0.0%	2.4%	0.0%	4.3%	0.0%	11.1%	3.1%
Rural development	0.0%	17.1%	13.6%	26.1%	0.0%	0.0%	18.8%
Urban development	0.0%	2.4%	4.5%	6.5%	0.0%	0.0%	0.0%
Regulatory framework	0.0%	0.0%	0.0%	2.2%	0.0%	0.0%	3.1%
Local governance and institutions	0.0%	2.4%	4.5%	4.3%	0.0%	0.0%	3.1%
Social protection	11.1%	2.4%	0.0%	8.7%	14.3%	0.0%	15.6%
Law and justice	11.1%	14.6%	18.2%	8.7%	28.6%	0.0%	3.1%
Transport	22.2%	9.8%	9.1%	4.3%	14.3%	0.0%	9.4%
Crime and violence	0.0%	0.0%	0.0%	0.0%	0.0%	0.0%	3.1%
Communicable/non-communicable diseases	0.0%	0.0%	0.0%	2.2%	0.0%	0.0%	6.3%
Information and communications technology	11.1%	4.9%	4.5%	4.3%	0.0%	11.1%	3.1%
Security/stabilization/reconstruction	11.1%	12.2%	4.5%	4.3%	0.0%	11.1%	15.6%
Anti corruption	0.0%	7.3%	4.5%	10.9%	0.0%	0.0%	3.1%
Domestic private sector development*	0.0%	14.6%	13.6%	32.6%	28.6%	66.7%	25.0%
Foreign direct investment	0.0%	2.4%	9.1%	10.9%	0.0%	0.0%	6.3%
Energy*	77.8%	14.6%	18.2%	17.4%	28.6%	11.1%	21.9%
Public sector governance/reform	22.2%	14.6%	9.1%	13.0%	14.3%	0.0%	15.6%
Social cohesion	0.0%	4.9%	9.1%	2.2%	0.0%	0.0%	0.0%
Education	33.3%	24.4%	45.5%	17.4%	14.3%	44.4%	12.5%
Natural resource management	0.0%	12.2%	9.1%	4.3%	14.3%	0.0%	15.6%
Environmental sustainability	0.0%	0.0%	0.0%	6.5%	0.0%	0.0%	0.0%
Health	44.4%	12.2%	13.6%	13.0%	14.3%	0.0%	6.3%
Agricultural development	44.4%	17.1%	18.2%	32.6%	28.6%	55.6%	12.5%
Disaster management	0.0%	0.0%	0.0%	0.0%	0.0%	0.0%	0.0%
Job creation/employment	0.0%	34.1%	22.7%	17.4%	28.6%	0.0%	15.6%
Financial markets*	0.0%	0.0%	0.0%	0.0%	14.3%	0.0%	0.0%
Trade and exports	0.0%	7.3%	13.6%	6.5%	0.0%	22.2%	0.0%
Food security	0.0%	7.3%	4.5%	8.7%	0.0%	11.1%	3.1%

\*Significantly different between stakeholder groups

**A. General Issues facing Guinea-Bissau (continued)**

Economic growth can be driven by a number of factors. Which THREE areas below do you believe would contribute most to generating economic growth in Guinea-Bissau? (Choose no more than THREE)

Percentage of Respondents (Responses Combined)	Office of President/ Prime Minister/ Minister	Employee of Ministry/ PMU/ Consultant on WBG project	Private Sector/ Financial Sector/ Private Bank	CSO	Media	Academia/ Research Institute/ Think Tank	Other
Energy	44.4%	47.6%	43.5%	38.3%	42.9%	66.7%	42.4%
Gender equity	0.0%	4.8%	0.0%	2.1%	0.0%	0.0%	0.0%
Equality of opportunity	0.0%	2.4%	0.0%	6.4%	0.0%	0.0%	0.0%
Global/regional integration	0.0%	2.4%	8.7%	2.1%	14.3%	11.1%	3.0%
Social protection	0.0%	0.0%	0.0%	2.1%	0.0%	0.0%	0.0%
Climate change	0.0%	0.0%	0.0%	2.1%	0.0%	0.0%	6.1%
Anti corruption	22.2%	14.3%	13.0%	0.0%	0.0%	0.0%	12.1%
Disaster management	0.0%	2.4%	0.0%	0.0%	0.0%	0.0%	0.0%
Regional conflict and tensions	0.0%	0.0%	4.3%	0.0%	0.0%	0.0%	0.0%
Rural development	0.0%	11.9%	8.7%	19.1%	14.3%	22.2%	18.2%
Foreign direct investment	0.0%	14.3%	8.7%	23.4%	14.3%	22.2%	21.2%
Urban development	11.1%	2.4%	4.3%	0.0%	0.0%	0.0%	0.0%
Water and sanitation	11.1%	4.8%	4.3%	4.3%	14.3%	0.0%	0.0%
Trade and exports*	55.6%	14.3%	26.1%	14.9%	28.6%	55.6%	15.2%
Information and communications technology	0.0%	16.7%	17.4%	4.3%	0.0%	0.0%	6.1%
Regulatory framework	11.1%	0.0%	0.0%	0.0%	0.0%	11.1%	3.0%
Communicable/non-communicable diseases	0.0%	0.0%	0.0%	0.0%	0.0%	0.0%	0.0%
Social cohesion	0.0%	0.0%	0.0%	4.3%	0.0%	0.0%	0.0%
Public sector governance/reform*	11.1%	45.2%	30.4%	19.1%	42.9%	0.0%	27.3%
Domestic private sector development	0.0%	16.7%	17.4%	31.9%	0.0%	33.3%	18.2%
Job creation/employment	11.1%	9.5%	0.0%	8.5%	28.6%	0.0%	15.2%
Agricultural development	33.3%	19.0%	43.5%	34.0%	42.9%	11.1%	33.3%
Food security	0.0%	7.1%	8.7%	2.1%	0.0%	0.0%	0.0%
Transport	0.0%	14.3%	8.7%	17.0%	0.0%	0.0%	9.1%
Security/stabilization/reconstruction	11.1%	4.8%	0.0%	4.3%	0.0%	0.0%	3.0%
Education	33.3%	14.3%	21.7%	14.9%	14.3%	11.1%	12.1%
Natural resource management	11.1%	11.9%	8.7%	14.9%	28.6%	33.3%	15.2%
Environmental sustainability	0.0%	0.0%	0.0%	2.1%	0.0%	0.0%	0.0%
Health	11.1%	2.4%	4.3%	2.1%	0.0%	0.0%	0.0%
Law and justice	11.1%	7.1%	17.4%	12.8%	0.0%	11.1%	15.2%
Local governance and institutions	0.0%	0.0%	0.0%	2.1%	0.0%	0.0%	6.1%
Crime and violence	0.0%	0.0%	0.0%	2.1%	0.0%	0.0%	0.0%
Financial markets	11.1%	2.4%	0.0%	8.5%	14.3%	11.1%	6.1%

\*Significantly different between stakeholder groups

**A. General Issues facing Guinea-Bissau (continued)**

When thinking about the idea of “shared prosperity” in your country, which of the following TWO best illustrate how this would be achieved in Guinea-Bissau? (Choose no more than TWO)

Percentage of Respondents (Responses Combined)	Office of President/ Prime Minister/ Minster	Employee of Ministry/ PMU/ Consultant on WBG project	Private Sector/ Financial Sector/ Private Bank	CSO	Media	Academia/ Research Institute/ Think Tank	Other
Better employment opportunities for young people*	66.7%	15.6%	43.8%	44.1%	40.0%	0.0%	44.0%
Better employment opportunities for women	0.0%	3.1%	0.0%	14.7%	0.0%	0.0%	4.0%
Greater access to micro-finance for the poor	11.1%	25.0%	25.0%	11.8%	20.0%	66.7%	12.0%
Greater voice and participation for citizens to help ensure greater accountability	22.2%	15.6%	12.5%	23.5%	20.0%	33.3%	8.0%
Greater access to health and nutrition for citizens	11.1%	15.6%	6.3%	23.5%	20.0%	0.0%	8.0%
Better entrepreneurial opportunities	22.2%	9.4%	18.8%	14.7%	40.0%	0.0%	4.0%
A growing middle class	0.0%	9.4%	0.0%	2.9%	0.0%	0.0%	8.0%
Better opportunity for the poor who live in rural areas	11.1%	6.3%	0.0%	8.8%	20.0%	33.3%	4.0%
Better opportunity for the poor who live in urban areas	0.0%	3.1%	0.0%	0.0%	0.0%	0.0%	0.0%
Consistent economic growth	11.1%	28.1%	37.5%	11.8%	0.0%	0.0%	28.0%
More reliable social safety net	0.0%	18.8%	0.0%	5.9%	20.0%	0.0%	8.0%
Greater equity of fiscal policy	11.1%	3.1%	6.3%	2.9%	0.0%	0.0%	8.0%
Education and training that better ensure job opportunity	22.2%	43.8%	37.5%	23.5%	20.0%	66.7%	48.0%
Better quality public services	11.1%	6.3%	12.5%	8.8%	0.0%	0.0%	12.0%
Other	0.0%	0.0%	0.0%	0.0%	0.0%	0.0%	12.0%

\*Significantly different between stakeholder groups

**B. Overall Attitudes toward the World Bank Group**

	Office of President/ Prime Minister/ Minister			Employee of Ministry/ PMU/ Consultant on WBG project			Private Sector/ Financial Sector/ Private Bank			CSO			Media			Academia/ Research Institute/ Think Tank			Other		
	N	Mean	SD	N	Mean	SD	N	Mean	SD	N	Mean	SD	N	Mean	SD	N	Mean	SD	N	Mean	SD
How familiar are you with the work of the World Bank Group in Guinea-Bissau?	9	6.44	2.51	40	6.83	2.21	23	6.57	2.43	46	5.17	2.69	7	5.29	2.98	9	5.56	2.55	31	6.06	2.48

(1-Not familiar at all, 10-Extremely familiar)

	Office of President/ Prime Minister/ Minister			Employee of Ministry/ PMU/ Consultant on WBG project			Private Sector/ Financial Sector/ Private Bank			CSO			Media			Academia/ Research Institute/ Think Tank			Other		
	N	Mean	SD	N	Mean	SD	N	Mean	SD	N	Mean	SD	N	Mean	SD	N	Mean	SD	N	Mean	SD
Overall, please rate your impression of the World Bank Group's effectiveness in Guinea-Bissau.*	10	8.50	1.90	37	7.03	2.33	20	7.30	2.70	43	5.98	2.76	7	8.29	2.63	9	4.44	3.13	29	6.72	2.84

(1-Not effective at all, 10-Very effective) \*Significantly different between stakeholder groups

	Office of President/ Prime Minister/ Minister			Employee of Ministry/ PMU/ Consultant on WBG project			Private Sector/ Financial Sector/ Private Bank			CSO			Media			Academia/ Research Institute/ Think Tank			Other		
	N	Mean	SD	N	Mean	SD	N	Mean	SD	N	Mean	SD	N	Mean	SD	N	Mean	SD	N	Mean	SD
To what extent do you believe the World Bank Group's staff is well prepared to help Guinea-Bissau solve its most complicated development challenges?	10	8.60	1.65	34	7.68	2.06	19	7.26	2.68	36	6.97	2.35	6	9.83	0.41	6	7.33	2.94	25	7.68	2.61

(1-To no degree at all, 10-To a very significant degree)

**B. Overall Attitudes toward the World Bank Group (continued)**

When thinking about how the World Bank Group can have the most impact on development results in Guinea-Bissau, in which sectoral areas do you believe the World Bank Group should focus most of its resources (financial and knowledge services) in Guinea-Bissau? (Choose no more than THREE)

Percentage of Respondents (Responses Combined)	Office of President/ Prime Minister/ Minster	Employee of Ministry/ PMU/ Consultant on WBG project	Private Sector/ Financial Sector/ Private Bank	CSO	Media	Academia/ Research Institute/ Think Tank	Other
Social protection	0.0%	2.4%	0.0%	4.3%	0.0%	0.0%	12.1%
Security/stabilization/reconstruction	12.5%	11.9%	13.0%	8.7%	14.3%	25.0%	18.2%
Public sector governance/reform	0.0%	33.3%	17.4%	23.9%	14.3%	0.0%	21.2%
Transport	12.5%	16.7%	4.3%	10.9%	14.3%	25.0%	21.2%
Poverty reduction*	50.0%	19.0%	21.7%	17.4%	71.4%	25.0%	18.2%
Global/regional integration	0.0%	0.0%	0.0%	0.0%	0.0%	0.0%	0.0%
Gender equity	0.0%	0.0%	0.0%	2.2%	0.0%	0.0%	0.0%
Crime and violence	0.0%	0.0%	0.0%	2.2%	0.0%	0.0%	0.0%
Rural development	0.0%	4.8%	8.7%	6.5%	0.0%	12.5%	9.1%
Domestic private sector development	25.0%	9.5%	17.4%	19.6%	14.3%	12.5%	6.1%
Foreign direct investment	0.0%	0.0%	4.3%	2.2%	0.0%	0.0%	3.0%
Water and sanitation	0.0%	4.8%	4.3%	8.7%	14.3%	0.0%	18.2%
Energy	50.0%	40.5%	30.4%	34.8%	14.3%	12.5%	33.3%
Social cohesion	0.0%	2.4%	0.0%	0.0%	0.0%	0.0%	3.0%
Job creation/employment	12.5%	9.5%	17.4%	21.7%	14.3%	25.0%	9.1%
Financial markets	12.5%	2.4%	4.3%	0.0%	0.0%	0.0%	0.0%
Urban development	0.0%	0.0%	0.0%	0.0%	0.0%	0.0%	0.0%
Environmental sustainability	0.0%	0.0%	4.3%	0.0%	0.0%	12.5%	0.0%
Equality of opportunity	0.0%	2.4%	0.0%	0.0%	0.0%	0.0%	0.0%
Regional conflict and tensions	0.0%	0.0%	0.0%	0.0%	0.0%	0.0%	0.0%
Health	37.5%	35.7%	39.1%	34.8%	28.6%	12.5%	24.2%
Education	37.5%	64.3%	60.9%	52.2%	42.9%	87.5%	60.6%
Food security	0.0%	7.1%	4.3%	13.0%	14.3%	0.0%	6.1%
Climate change	0.0%	2.4%	0.0%	0.0%	0.0%	0.0%	0.0%
Agricultural development	25.0%	9.5%	17.4%	17.4%	42.9%	12.5%	9.1%
Trade and exports*	12.5%	0.0%	0.0%	0.0%	0.0%	25.0%	0.0%
Economic growth	0.0%	2.4%	4.3%	4.3%	0.0%	0.0%	6.1%
Law and justice	12.5%	2.4%	17.4%	4.3%	0.0%	0.0%	3.0%
Local governance and institutions	0.0%	2.4%	4.3%	0.0%	0.0%	0.0%	9.1%
Regulatory framework	0.0%	0.0%	0.0%	0.0%	0.0%	0.0%	0.0%
Communicable/non-communicable diseases	0.0%	2.4%	0.0%	0.0%	0.0%	0.0%	0.0%
Natural resource management	0.0%	2.4%	0.0%	2.2%	0.0%	12.5%	6.1%
Information and communications technology	0.0%	0.0%	4.3%	4.3%	0.0%	0.0%	0.0%
Anti corruption	0.0%	2.4%	0.0%	0.0%	0.0%	0.0%	0.0%
Disaster management	0.0%	0.0%	0.0%	0.0%	0.0%	0.0%	0.0%

\*Significantly different between stakeholder groups

**B. Overall Attitudes toward the World Bank Group (continued)**

When thinking about the World Bank Group's role, which activity do you believe is of greatest VALUE and which activity is of second greatest value in Guinea-Bissau?

<b>Greatest Value</b>	<b>Office of President/ Prime Minister/ Minister</b>	<b>Employee of Ministry/ PMU/ Consultant on WBG project</b>	<b>Private Sector/ Financial Sector/ Private Bank</b>	<b>CSO</b>	<b>Media</b>	<b>Academia/ Research Institute/ Think Tank</b>	<b>Other</b>
<b>Percentage of Respondents</b>							
Convening/facilitating	0.0%	0.0%	0.0%	5.4%	0.0%	0.0%	4.2%
Data	0.0%	0.0%	0.0%	5.4%	0.0%	0.0%	4.2%
Policy advice, studies, analyses	12.5%	8.6%	5.6%	21.6%	0.0%	0.0%	0.0%
Financial resources	37.5%	17.1%	27.8%	27.0%	40.0%	14.3%	16.7%
Capacity development	25.0%	31.4%	38.9%	10.8%	40.0%	14.3%	16.7%
Technical assistance	12.5%	8.6%	16.7%	13.5%	0.0%	14.3%	20.8%
Mobilizing third party financial resources	0.0%	31.4%	5.6%	16.2%	20.0%	42.9%	25.0%
Donor coordination	0.0%	0.0%	0.0%	0.0%	0.0%	0.0%	0.0%
Linkage to non-Bank expertise (e.g., South-South knowledge sharing)	0.0%	2.9%	0.0%	0.0%	0.0%	0.0%	12.5%
Strategy formulation (e.g., PRSP assistance)	12.5%	8.6%	5.6%	8.1%	0.0%	14.3%	8.3%
Other	0.0%	0.0%	0.0%	0.0%	0.0%	0.0%	0.0%

<b>2<sup>nd</sup> Greatest Value</b>	<b>Office of President/ Prime Minister/ Minister</b>	<b>Employee of Ministry/ PMU/ Consultant on WBG project</b>	<b>Private Sector/ Financial Sector/ Private Bank</b>	<b>CSO</b>	<b>Media</b>	<b>Academia/ Research Institute/ Think Tank</b>	<b>Other</b>
<b>Percentage of Respondents</b>							
Convening/facilitating	0.0%	0.0%	5.3%	0.0%	0.0%	0.0%	0.0%
Data*	0.0%	0.0%	0.0%	2.8%	20.0%	0.0%	0.0%
Policy advice, studies, analyses	12.5%	15.6%	15.8%	5.6%	0.0%	42.9%	16.0%
Financial resources	0.0%	15.6%	5.3%	8.3%	0.0%	0.0%	20.0%
Capacity development	25.0%	18.8%	15.8%	33.3%	0.0%	0.0%	12.0%
Technical assistance	12.5%	25.0%	10.5%	13.9%	20.0%	14.3%	8.0%
Mobilizing third party financial resources	37.5%	12.5%	21.1%	25.0%	60.0%	14.3%	12.0%
Donor coordination	0.0%	3.1%	5.3%	0.0%	0.0%	14.3%	4.0%
Linkage to non-Bank expertise (e.g., South-South knowledge sharing)	12.5%	0.0%	5.3%	5.6%	0.0%	0.0%	4.0%
Strategy formulation (e.g., PRSP assistance)	0.0%	9.4%	15.8%	11.1%	0.0%	14.3%	20.0%
Other	0.0%	0.0%	0.0%	0.0%	0.0%	0.0%	4.0%

\*Significantly different between stakeholder groups

**B. Overall Attitudes toward the World Bank Group (continued)****How effectively do the World Bank Group's activities below support Guinea-Bissau's efforts to achieve development results?** (1-Not effective at all, 10-Very effective)

	Office of President/ Prime Minister/ Minister			Employee of Ministry/ PMU/ Consultant on WBG project			Private Sector/ Financial Sector/ Private Bank			CSO			Media			Academia/ Research Institute/ Think Tank			Other		
	N	Mean	SD	N	Mean	SD	N	Mean	SD	N	Mean	SD	N	Mean	SD	N	Mean	SD	N	Mean	SD
Convening/facilitating	4	7.75	2.63	22	5.73	2.45	9	6.11	2.03	25	5.60	2.68	2	7.50	3.54	3	5.00	3.61	11	5.18	2.60
Data	4	7.75	2.63	22	5.73	2.86	9	7.44	1.59	30	6.60	2.40	1	8.00		3	6.33	1.53	13	6.77	2.42
Policy advice, studies, analyses	7	8.57	1.90	31	7.19	2.17	13	6.92	1.93	36	6.58	3.07	3	10.00	0.00	4	8.25	1.71	20	7.15	1.57
Financial resources	6	7.50	3.56	30	7.83	2.12	17	7.65	2.06	34	7.65	2.31	5	10.00	0.00	5	8.20	1.48	18	7.78	1.93
Technical assistance	7	7.43	2.07	31	7.84	2.21	14	7.36	2.02	34	7.12	2.61	4	8.75	1.89	5	7.40	3.65	24	7.17	2.46
Mobilizing third party financial resources	7	7.86	2.73	30	7.00	2.46	13	6.38	1.66	30	7.83	2.20	5	9.40	1.34	5	7.00	3.67	18	7.28	2.30
Donor coordination	5	7.80	2.28	26	6.58	2.83	9	5.56	1.33	26	6.23	2.97	3	8.67	2.31	3	6.00	4.36	19	7.05	2.30
Linkage to non-Bank expertise	5	6.20	3.42	21	6.43	2.71	7	7.71	1.60	24	6.46	3.12	2	9.50	0.71	3	6.67	1.15	20	6.65	2.68
Strategy formulation (e.g., PRSP assistance)	5	7.60	2.07	30	8.23	2.18	15	8.00	2.07	35	7.63	2.50	3	9.33	1.15	5	8.20	2.49	22	7.73	1.91

**The World Bank Group can provide capacity building support in a number of ways in Guinea-Bissau. To which degree would Guinea-Bissau benefit, if capacity building were to support...?**

(1-To no degree at all, 10-To a very significant degree)

	Office of President/ Prime Minister/ Minister			Employee of Ministry/ PMU/ Consultant on WBG project			Private Sector/ Financial Sector/ Private Bank			CSO			Media			Academia/ Research Institute/ Think Tank			Other		
	N	Mean	SD	N	Mean	SD	N	Mean	SD	N	Mean	SD	N	Mean	SD	N	Mean	SD	N	Mean	SD
Groups outside of government to help them more effectively engage and participate in development efforts	7	8.00	1.63	34	7.53	2.48	21	8.81	1.99	43	8.67	1.90	5	10.00	0.00	8	7.75	2.71	28	8.07	2.48
The public sector, related to implementation of specific development projects on the ground	7	8.43	1.40	37	8.41	1.74	18	8.00	2.00	37	7.97	2.47	6	9.67	0.52	8	6.75	3.37	27	8.07	2.45
The public sector, related to changing institutions	6	8.17	1.33	31	7.94	1.55	17	7.76	2.56	30	7.77	2.42	3	7.67	0.58	5	7.20	3.56	23	7.48	2.29
The private sector, related to institutional and policy change	6	7.83	1.94	30	8.50	1.46	19	8.79	1.96	35	8.40	1.91	4	9.25	1.50	6	8.33	1.86	27	8.85	1.32

**How EFFECTIVE do you believe the World Bank Group is in terms of the capacity building work it does in each of the following areas in Guinea-Bissau?** (1-Not effective at all, 10-Very effective)

	Office of President/ Prime Minister/ Minister			Employee of Ministry/ PMU/ Consultant on WBG project			Private Sector/ Financial Sector/ Private Bank			CSO			Media			Academia/ Research Institute/ Think Tank			Other		
	N	Mean	SD	N	Mean	SD	N	Mean	SD	N	Mean	SD	N	Mean	SD	N	Mean	SD	N	Mean	SD
Project implementation	8	8.13	1.64	28	7.93	1.63	16	7.88	2.45	26	7.58	2.63	3	9.33	1.15	8	6.13	3.56	23	7.83	2.10
Citizen engagement	6	8.17	2.04	20	6.45	2.39	12	6.42	2.91	24	6.63	2.96	1	10.00		3	7.00	2.65	22	7.18	2.36
Policy design	7	7.71	2.06	21	7.57	2.27	15	7.53	2.23	30	7.80	2.66	4	10.00	0.00	6	7.17	3.25	19	7.84	2.17

**B. Overall Attitudes toward the World Bank Group (continued)**

When thinking about how to improve capacity building in Guinea-Bissau to help ensure better development results, looking forward, how **IMPORTANT** is it for the World Bank Group to be involved in the following aspects of capacity building? (1-Not important at all, 10-Very important)

	Office of President/ Prime Minister/ Minister			Employee of Ministry/ PMU/ Consultant on WBG project			Private Sector/ Financial Sector/ Private Bank			CSO			Media			Academia/ Research Institute/ Think Tank			Other		
	N	Mean	SD	N	Mean	SD	N	Mean	SD	N	Mean	SD	N	Mean	SD	N	Mean	SD	N	Mean	SD
Project implementation	10	8.90	1.52	32	8.63	1.64	18	8.33	2.25	32	8.41	2.08	2	9.50	0.71	8	7.63	2.39	22	8.23	2.18
Citizen engagement	8	8.13	2.36	28	8.29	1.80	14	7.93	2.70	29	7.83	2.52	1	10.00		6	6.50	3.27	23	7.78	2.41
Policy design	8	8.63	2.20	28	8.96	1.40	15	8.60	1.76	36	7.83	2.70	4	9.00	0.82	8	8.13	2.80	25	8.52	2.12

Which of the following do you identify as the World Bank Group's greatest **WEAKNESSES** in its work in Guinea-Bissau? (Choose no more than TWO)

Percentage of Respondents (Responses Combined)	Office of President/ Prime Minister/ Minister	Employee of Ministry/ PMU/ Consultant on WBG project	Private Sector/ Financial Sector/ Private Bank	CSO	Media	Academia/ Research Institute/ Think Tank	Other
Staff too inaccessible	20.0%	5.0%	4.5%	6.7%	14.3%	0.0%	6.3%
Not exploring alternative policy options	0.0%	5.0%	13.6%	4.4%	14.3%	0.0%	6.3%
Not adequately sensitive to political/social realities in Guinea-Bissau	10.0%	10.0%	13.6%	13.3%	28.6%	28.6%	18.8%
Not enough public disclosure of its work*	60.0%	22.5%	18.2%	35.6%	14.3%	14.3%	9.4%
Arrogant in its approach	0.0%	0.0%	0.0%	2.2%	0.0%	0.0%	3.1%
Not aligned with country priorities	0.0%	7.5%	4.5%	15.6%	14.3%	0.0%	9.4%
The credibility of its knowledge/data	10.0%	2.5%	0.0%	0.0%	0.0%	0.0%	0.0%
World Bank Group's processes too complex	10.0%	27.5%	31.8%	11.1%	14.3%	0.0%	25.0%
Not willing to honestly criticize policies and reform efforts in the country	10.0%	10.0%	4.5%	0.0%	14.3%	0.0%	9.4%
Too influenced by developed countries*	10.0%	5.0%	4.5%	2.2%	0.0%	42.9%	15.6%
Imposing technocratic solutions without regard to political realities	20.0%	20.0%	13.6%	13.3%	0.0%	42.9%	6.3%
World Bank Group's processes too slow	0.0%	17.5%	27.3%	15.6%	28.6%	14.3%	15.6%
Too bureaucratic in its operational policies and procedures	10.0%	25.0%	4.5%	22.2%	28.6%	0.0%	25.0%
Not aligned with other donors' work	0.0%	0.0%	0.0%	2.2%	0.0%	0.0%	0.0%
Not collaborating enough with non-state actors	20.0%	7.5%	0.0%	13.3%	0.0%	14.3%	6.3%
Not client focused	0.0%	0.0%	0.0%	4.4%	0.0%	0.0%	3.1%
Its advice and strategies do not lend themselves to practical problem solving	0.0%	7.5%	4.5%	2.2%	0.0%	28.6%	3.1%
Not focused enough on issues that are unique to post-conflict countries	10.0%	2.5%	9.1%	8.9%	14.3%	0.0%	6.3%
Inadequate number of World Bank Group staff members located in the country	0.0%	7.5%	18.2%	0.0%	0.0%	14.3%	12.5%
Other	0.0%	7.5%	0.0%	2.2%	0.0%	0.0%	6.3%
Don't know	0.0%	5.0%	13.6%	13.3%	14.3%	0.0%	6.3%

\*Significantly different between stakeholder groups

**B. Overall Attitudes toward the World Bank Group (continued)**

Which World Bank Group's instruments do you believe are the MOST effective in reducing poverty in Guinea-Bissau? (Choose no more than TWO)

Percentage of Respondents (Responses Combined)	Office of President/ Prime Minister/ Minister	Employee of Ministry/ PMU/ Consultant on WBG project	Private Sector/ Financial Sector/ Private Bank	CSO	Media	Academia/ Research Institute/ Think Tank	Other
Capacity development*	60.0%	78.9%	45.5%	39.1%	71.4%	62.5%	65.5%
Policy based lending/budget support to the Government	20.0%	21.1%	18.2%	45.7%	28.6%	12.5%	34.5%
Knowledge products/services	0.0%	13.2%	9.1%	4.3%	0.0%	0.0%	3.4%
Investment lending	40.0%	23.7%	45.5%	32.6%	28.6%	62.5%	27.6%
Technical assistance	10.0%	26.3%	36.4%	17.4%	0.0%	12.5%	34.5%
Trust Fund management	10.0%	0.0%	4.5%	6.5%	0.0%	0.0%	3.4%
Co-financing arrangements (i.e., with other donors)	30.0%	13.2%	18.2%	15.2%	42.9%	0.0%	3.4%
Sector-wide approaches	10.0%	5.3%	9.1%	6.5%	14.3%	37.5%	10.3%
Emergency Recovery lending	20.0%	5.3%	13.6%	6.5%	14.3%	0.0%	13.8%
Other	0.0%	0.0%	0.0%	4.3%	0.0%	12.5%	6.9%
Don't know	0.0%	5.3%	0.0%	4.3%	0.0%	0.0%	0.0%

\*Significantly different between stakeholder groups

In addition to the regular relations with the national government as its main interlocutor, which TWO of the following groups should the World Bank Group collaborate with more in your country to ensure better development results there? (Choose no more than TWO)

Percentage of Respondents (Responses Combined)	Office of President/ Prime Minister/ Minister	Employee of Ministry/ PMU/ Consultant on WBG project	Private Sector/ Financial Sector/ Private Bank	CSO	Media	Academia/ Research Institute/ Think Tank	Other
Academia/think tanks/research institutes*	50.0%	9.5%	36.4%	23.3%	0.0%	66.7%	24.2%
Donor community	0.0%	11.9%	9.1%	7.0%	0.0%	0.0%	15.2%
Media*	10.0%	2.4%	9.1%	9.3%	42.9%	0.0%	3.0%
NGOs*	30.0%	33.3%	31.8%	65.1%	28.6%	33.3%	24.2%
Local Government*	30.0%	45.2%	9.1%	4.7%	14.3%	0.0%	18.2%
Private sector	30.0%	35.7%	59.1%	23.3%	14.3%	44.4%	30.3%
Parliament	0.0%	2.4%	0.0%	2.3%	0.0%	0.0%	0.0%
Community Based Organizations (CBOs)	20.0%	19.0%	9.1%	25.6%	42.9%	44.4%	18.2%
Beneficiaries	0.0%	9.5%	0.0%	4.7%	0.0%	0.0%	12.1%
Foundations	0.0%	0.0%	0.0%	0.0%	0.0%	0.0%	9.1%
Faith based organizations	0.0%	0.0%	9.1%	11.6%	0.0%	0.0%	0.0%
UN and regional peace keeping forces	10.0%	0.0%	4.5%	2.3%	14.3%	0.0%	3.0%
Emerging donors*	10.0%	0.0%	9.1%	0.0%	14.3%	0.0%	0.0%
UN agencies	0.0%	2.4%	13.6%	2.3%	0.0%	0.0%	15.2%
Regional organizations (e.g., CEDEAO, UEMOA, BOAD)	10.0%	16.7%	4.5%	14.0%	28.6%	11.1%	15.2%
Other	0.0%	0.0%	0.0%	4.7%	0.0%	0.0%	6.1%
Don't know	0.0%	2.4%	0.0%	0.0%	0.0%	0.0%	0.0%

\*Significantly different between stakeholder groups

**B. Overall Attitudes toward the World Bank Group (continued)****To what extent do you agree with the following statements about the World Bank Group's work in Guinea-Bissau?** (1-Strongly disagree, 10-Strongly agree)

	Office of President/ Prime Minister/ Minister			Employee of Ministry/ PMU/ Consultant on WBG project			Private Sector/ Financial Sector/ Private Bank			CSO			Media			Academia/ Research Institute/ Think Tank			Other		
	N	Mean	SD	N	Mean	SD	N	Mean	SD	N	Mean	SD	N	Mean	SD	N	Mean	SD	N	Mean	SD
Overall the World Bank Group currently plays a relevant role in development in Guinea-Bissau	8	8.13	1.96	36	7.50	2.68	23	8.35	2.29	40	6.88	2.89	6	8.17	3.60	7	4.86	4.06	24	7.08	2.04
The World Bank Group's work is aligned with what I consider the development priorities for Guinea-Bissau	7	7.57	2.30	31	6.87	2.49	16	6.88	2.31	34	6.56	2.73	5	6.80	3.70	5	6.60	3.36	22	6.77	2.35
The World Bank Group supports programs and strategies that are realistic for Guinea-Bissau	7	7.71	2.06	33	7.09	2.38	18	7.61	2.00	35	6.26	2.93	4	6.50	2.38	7	5.00	3.61	22	6.82	2.30
The World Bank Group treats clients and stakeholders in Guinea-Bissau with respect	9	8.00	2.12	22	7.73	2.60	13	7.62	2.57	25	7.64	2.61	5	6.80	3.77	6	7.83	3.43	19	8.53	1.74

**To what extent is the World Bank Group an effective development partner in Guinea-Bissau, in terms of each of the following?** (1-To no degree at all, 10-To a very significant degree)

	Office of President/ Prime Minister/ Minister			Employee of Ministry/ PMU/ Consultant on WBG project			Private Sector/ Financial Sector/ Private Bank			CSO			Media			Academia/ Research Institute/ Think Tank			Other		
	N	Mean	SD	N	Mean	SD	N	Mean	SD	N	Mean	SD	N	Mean	SD	N	Mean	SD	N	Mean	SD
Responsiveness*	9	8.22	2.28	23	7.30	2.03	13	7.23	2.45	29	5.38	3.16	3	7.67	2.52	5	8.00	2.00	19	8.16	2.22
Flexibility (the institution's products and services)	7	8.00	2.08	23	6.13	1.96	12	5.83	2.41	26	5.65	3.06	2	9.00	1.41	4	7.00	2.16	18	6.72	2.19
Flexibility (changing country circumstances)	7	7.14	2.91	22	6.18	2.13	14	5.43	2.28	29	5.66	3.27	1	8.00		4	7.75	1.50	20	6.65	2.56
Being inclusive	8	7.00	2.51	21	6.29	2.45	11	5.27	2.28	29	5.90	3.17	2	5.50	0.71	5	8.20	2.05	16	6.50	2.07
Openness	7	6.71	3.15	23	6.35	2.17	12	7.08	2.64	30	6.50	2.76	3	6.67	3.51	4	5.75	2.75	19	7.42	1.71
Staff accessibility	7	7.57	2.23	25	6.24	2.82	15	5.80	2.83	28	5.43	2.57	4	7.50	4.36	4	5.50	2.08	14	7.21	1.37
Straightforwardness and honesty	7	8.29	1.70	28	8.39	1.52	14	7.64	2.53	30	7.97	1.97	5	8.40	3.05	5	5.60	2.70	17	7.06	2.51
Ease of access to the people at the World Bank Group who are making decisions important to my work	8	7.25	2.87	26	6.58	2.86	13	5.38	3.23	25	5.12	2.80	2	4.50	4.95	2	6.50	3.54	16	6.63	2.53
Collaboration with civil society	8	8.25	2.43	22	7.00	2.31	13	7.46	2.96	36	6.61	3.33	3	8.00	2.65	3	8.67	2.31	19	7.11	2.45
Collaboration with the UN	8	8.63	1.60	14	9.14	0.86	10	7.80	2.30	22	8.68	2.17	4	10.00	0.00	4	9.25	0.96	21	8.38	1.50
Collaboration with the Government	9	8.67	1.66	32	8.38	1.79	16	7.88	2.33	36	8.42	2.23	5	7.60	3.78	6	8.67	1.21	23	8.43	1.75
Collaboration with other donors and development partners	7	8.43	1.72	23	7.83	1.87	9	7.89	1.62	24	8.79	1.72	3	9.67	0.58	1	9.00		17	7.82	2.27
Collaboration with the private sector	8	7.75	2.66	28	7.68	1.93	16	7.88	2.83	33	7.15	2.69	4	7.50	4.36	4	6.50	3.42	20	7.15	2.78
The speed in which it gets things accomplished on the ground	7	7.43	1.99	24	5.54	2.23	13	5.77	3.11	31	5.23	3.53	4	5.25	3.69	4	6.00	1.83	20	5.15	2.23
Being a long-term partner	6	8.83	1.60	28	9.18	1.33	12	8.92	1.44	31	8.61	1.89	4	10.00	0.00	5	9.20	1.30	21	8.95	1.53

\*Significantly different between stakeholder groups

**B. Overall Attitudes toward the World Bank Group (continued)****To be a more effective development partner in Guinea-Bissau, do you believe that the World Bank Group should have ... ? (Select only ONE response)**

Percentage of Respondents	Office of President/ Prime Minister/ Minister	Employee of Ministry/ PMU/ Consultant on WBG project	Private Sector/ Financial Sector/ Private Bank	CSO	Media	Academia/ Research Institute/ Think Tank	Other
More local presence	80.0%	82.1%	81.8%	83.7%	66.7%	100.0%	86.7%
The current level of local presence is adequate	20.0%	10.3%	9.1%	9.3%	33.3%	0.0%	10.0%
Less local presence	0.0%	7.7%	4.5%	0.0%	0.0%	0.0%	3.3%
Don't know	0.0%	0.0%	4.5%	7.0%	0.0%	0.0%	0.0%

**In the past year, have you seen more, less, or just about the same level of effective collaboration between the UN and the World Bank Group in Guinea-Bissau? (Select only ONE response)**

Percentage of Respondents	Office of President/ Prime Minister/ Minister	Employee of Ministry/ PMU/ Consultant on WBG project	Private Sector/ Financial Sector/ Private Bank	CSO	Media	Academia/ Research Institute/ Think Tank	Other
More effective collaboration	60.0%	5.6%	18.2%	23.3%	50.0%	0.0%	13.8%
The same level of effective collaboration	10.0%	16.7%	13.6%	14.0%	0.0%	25.0%	20.7%
Less effective collaboration	10.0%	27.8%	22.7%	20.9%	0.0%	37.5%	24.1%
Don't know	20.0%	50.0%	45.5%	41.9%	50.0%	37.5%	41.4%

**When World Bank Group assisted reform efforts fail or are slow to take place, which THREE of the following would you attribute this to? (Choose no more than THREE)**

Percentage of Respondents (Responses Combined)	Office of President/ Prime Minister/ Minister	Employee of Ministry/ PMU/ Consultant on WBG project	Private Sector/ Financial Sector/ Private Bank	CSO	Media	Academia/ Research Institute/ Think Tank	Other
The World Bank Group does not do adequate follow through/follow-up	10.0%	19.5%	21.7%	30.4%	28.6%	0.0%	27.3%
There is not an adequate level of citizen/civil society participation	10.0%	22.0%	26.1%	34.8%	28.6%	44.4%	30.3%
The World Bank Group is not sensitive enough to political/social realities on the ground	20.0%	24.4%	17.4%	15.2%	14.3%	11.1%	27.3%
Lack of/inadequate levels of capacity in Government*	80.0%	36.6%	30.4%	21.7%	28.6%	33.3%	27.3%
Poor donor coordination	10.0%	17.1%	8.7%	10.9%	28.6%	0.0%	12.1%
The World Bank Group works too slowly	10.0%	22.0%	30.4%	39.1%	14.3%	33.3%	36.4%
The Government works inefficiently	40.0%	39.0%	39.1%	28.3%	28.6%	44.4%	30.3%
Political pressures and obstacles	10.0%	17.1%	21.7%	10.9%	28.6%	33.3%	21.2%
Reforms are not well thought out in light of country challenges*	50.0%	31.7%	30.4%	47.8%	28.6%	33.3%	12.1%
Ongoing conflict and instability	40.0%	53.7%	52.2%	47.8%	57.1%	66.7%	54.5%
Inadequate funding	20.0%	9.8%	13.0%	4.3%	14.3%	0.0%	6.1%
Other	0.0%	2.4%	0.0%	2.2%	0.0%	0.0%	6.1%

\*Significantly different between stakeholder groups

### C. World Bank Group's Effectiveness and Results

In your opinion, how IMPORTANT is it for the World Bank Group to be involved in the following areas of development in Guinea-Bissau? (1-Not important at all, 10-Very important)

	Office of President/ Prime Minister/ Minister			Employee of Ministry/ PMU/ Consultant on WBG project			Private Sector/ Financial Sector/ Private Bank			CSO			Media			Academia/ Research Institute/ Think Tank			Other		
	N	Mean	SD	N	Mean	SD	N	Mean	SD	N	Mean	SD	N	Mean	SD	N	Mean	SD	N	Mean	SD
Anti corruption	9	8.22	2.28	31	7.81	2.79	18	8.78	2.39	33	7.03	3.28	4	8.00	2.83	4	9.75	0.50	24	8.29	2.69
Information and communications technology	9	8.78	1.99	31	8.13	1.41	14	9.07	1.38	31	7.45	2.68	4	8.00	2.71	6	9.00	2.00	21	7.81	2.58
Transport	8	7.00	3.25	31	8.74	2.32	17	9.29	1.72	30	8.30	2.32	4	6.75	3.30	8	8.63	2.50	27	8.11	2.19
Crime and violence	8	7.63	2.50	26	6.92	2.67	17	7.47	2.40	27	5.85	3.07	4	6.00	3.37	5	5.20	4.09	21	6.95	2.46
Regional conflict and tensions	8	4.88	3.27	22	5.91	2.65	14	5.64	2.27	29	5.00	3.04	4	5.00	2.94	4	4.50	3.32	19	6.53	2.52
Law and justice*	8	6.38	2.97	29	8.52	1.62	17	9.18	1.24	27	7.22	2.97	3	9.33	1.15	6	8.67	1.21	24	7.88	2.51
Urban development*	6	7.33	1.75	32	8.38	1.34	16	9.19	0.98	29	7.62	2.51	4	9.00	0.82	5	6.20	4.38	19	8.26	1.73
Environmental sustainability	7	8.43	1.40	28	8.71	1.33	14	8.86	1.17	30	7.20	2.70	3	8.67	1.53	6	7.83	2.79	22	8.32	1.32
Regulatory framework	6	7.00	1.79	24	7.38	2.06	13	8.54	1.33	26	6.46	3.02	4	5.00	3.92	4	7.50	1.91	16	7.00	1.90
Communicable/non-communicable diseases	8	7.88	1.89	26	7.69	1.83	16	8.50	1.67	28	8.00	2.29	3	6.33	0.58	6	8.00	3.52	21	8.48	1.47
Poverty reduction	8	9.00	1.20	34	9.32	1.09	19	9.53	0.90	35	8.60	2.26	5	9.60	0.89	7	9.86	0.38	22	9.32	1.04
Gender equity	8	8.00	1.93	28	7.79	2.06	17	8.35	2.34	34	7.09	3.04	4	7.00	4.08	6	6.50	3.45	20	8.35	1.53
Domestic private sector development	8	8.50	1.85	35	8.94	1.39	19	9.74	0.81	34	8.82	1.95	4	9.50	0.58	7	7.57	2.99	23	8.39	2.57
Foreign direct investment	6	7.17	2.14	25	7.84	1.97	15	8.67	2.50	28	7.14	3.42	3	9.00	1.00	5	8.40	3.58	18	7.39	2.68
Local governance and institutions	7	7.14	2.67	29	8.31	1.42	16	8.56	1.59	27	6.74	3.22	2	9.50	0.71	6	7.00	3.41	23	7.35	2.53
Water and sanitation	8	7.88	3.09	32	9.09	1.12	16	9.31	0.95	31	8.03	2.77	4	9.50	1.00	7	9.71	0.49	24	8.38	1.69
Trade and exports	7	7.29	2.36	31	7.06	2.19	17	7.88	2.39	30	6.67	3.26	3	9.33	1.15	5	9.40	0.89	19	6.89	2.64
Economic growth	7	8.29	2.06	31	8.77	1.54	18	9.17	1.47	32	7.97	2.87	4	9.25	1.50	8	8.13	3.18	23	8.00	2.61
Energy	9	8.22	2.91	34	9.15	1.89	16	9.19	1.87	31	8.23	2.47	5	10.00	0.00	7	9.71	0.49	23	8.57	2.37
Disaster management	7	7.86	2.19	25	6.28	2.21	11	6.36	2.58	26	5.42	3.42	3	6.33	4.73	5	5.00	2.35	15	6.73	1.87
Public sector governance/reform	6	7.83	2.04	26	8.96	1.46	16	9.13	1.75	29	8.28	2.23	3	9.67	0.58	7	8.14	3.24	20	8.30	2.87
Job creation/employment	7	7.86	2.67	31	8.35	1.89	19	9.26	1.19	30	7.67	2.75	3	6.00	4.36	7	7.43	3.15	18	7.78	2.44
Social cohesion	8	7.75	2.43	28	7.46	2.15	15	8.20	1.82	24	5.83	3.27	3	6.33	4.73	7	5.43	3.69	18	6.72	2.24
Financial markets	7	8.14	1.95	25	7.16	1.89	16	7.75	2.32	29	6.86	2.85	4	9.75	0.50	5	8.20	3.49	18	7.33	2.38
Equality of opportunity	7	6.71	3.15	27	7.63	1.82	17	7.82	2.04	27	6.67	3.32	4	7.50	4.36	6	7.67	2.07	17	7.00	2.62
Health	6	9.00	1.26	34	8.91	1.36	18	9.67	0.77	31	8.65	1.80	4	10.00	0.00	7	9.71	0.49	25	8.52	2.10
Rural development	7	6.71	3.15	32	8.72	1.49	17	9.06	1.39	33	8.21	2.41	3	10.00	0.00	7	9.00	1.29	21	8.10	2.36
Global/regional integration	4	7.00	2.45	25	7.08	2.20	16	8.00	2.39	27	6.52	3.15	4	9.25	1.50	5	8.00	2.12	20	7.90	1.80
Food security	8	8.50	1.69	29	8.45	1.90	16	8.44	1.82	31	7.74	2.99	4	9.00	1.15	7	8.14	2.54	20	8.15	2.28
Education	9	9.00	1.32	36	9.56	0.97	18	9.67	0.97	33	9.03	1.65	4	10.00	0.00	8	8.75	3.15	27	8.63	2.11
Security/stabilization/reconstruction*	5	7.00	2.55	28	8.25	1.73	13	8.92	1.50	29	6.55	2.93	5	9.40	1.34	7	7.57	3.10	18	7.61	2.12
Social protection	7	7.86	2.54	26	7.15	1.95	13	8.15	1.68	27	6.93	3.19	3	6.33	4.73	7	7.86	1.46	20	7.50	2.01
Climate change	6	6.83	2.32	26	7.27	2.13	13	7.62	2.60	29	6.97	2.65	4	9.25	1.50	6	7.67	3.27	20	7.90	1.41
Agricultural development	6	7.83	1.47	33	9.09	1.74	16	9.38	1.31	31	8.48	2.23	4	10.00	0.00	7	9.14	1.07	21	9.10	1.64
Natural resource management	5	8.00	2.00	31	8.32	2.27	17	8.71	2.59	30	7.03	3.26	4	9.50	1.00	6	9.17	1.33	23	8.17	2.59

\*Significantly different between stakeholder groups

**C. World Bank Group's Effectiveness and Results (continued)**

How EFFECTIVE do you believe the World Bank Group is in terms of the work it does in the following areas of development in Guinea-Bissau? (1-Not effective at all, 10-Very effective)

	Office of President/ Prime Minister/ Minister			Employee of Ministry/ PMU/ Consultant on WBG project			Private Sector/ Financial Sector/ Private Bank			CSO			Media			Academia/ Research Institute/ Think Tank			Other		
	N	Mean	SD	N	Mean	SD	N	Mean	SD	N	Mean	SD	N	Mean	SD	N	Mean	SD	N	Mean	SD
Anti corruption	6	5.67	3.20	15	4.00	1.85	10	3.90	3.11	26	4.62	3.31	3	6.67	2.52	2	5.00	0.00	14	6.07	2.56
Information and communications technology	5	8.40	2.07	14	6.71	2.23	12	5.00	2.98	27	5.89	3.56	4	4.75	3.30	1	4.00		11	6.09	2.30
Transport	5	7.80	2.28	21	5.57	2.86	11	5.64	2.69	27	6.81	2.73	3	7.67	4.04	2	5.00	2.83	13	5.92	1.61
Crime and violence	5	5.60	3.36	14	5.36	2.24	9	3.33	3.24	21	4.86	2.85	3	6.00	3.61	1	3.00		10	5.40	2.17
Regional conflict and tensions	3	7.00	2.65	11	5.09	2.30	10	4.40	2.59	21	4.76	3.48	3	6.33	3.79	1	6.00		11	6.09	2.70
Law and justice	4	6.25	3.77	16	5.88	2.00	13	4.92	3.04	26	5.38	3.13	2	5.00	1.41	2	7.50	3.54	11	5.36	2.11
Urban development	4	7.50	3.32	16	6.81	2.29	11	5.82	2.86	22	5.50	3.04	3	8.67	0.58	3	5.00	1.00	11	5.82	1.99
Environmental sustainability	3	7.33	2.31	17	7.18	2.30	11	6.00	2.90	21	5.90	2.64	2	9.00	1.41	1	8.00		11	5.82	1.60
Regulatory framework	3	8.00	1.73	18	5.83	2.53	10	4.90	2.73	21	5.14	2.57	2	4.50	2.12	1	7.00		11	5.82	1.78
Communicable/non-communicable diseases	5	8.60	1.34	17	7.35	1.87	13	7.15	2.51	24	7.00	2.38	3	8.33	2.89	3	6.67	1.53	15	7.13	2.07
Poverty reduction	8	7.63	2.20	23	7.48	2.19	14	6.36	2.95	32	7.25	2.59	4	8.50	1.29	3	6.00	2.65	18	7.06	2.18
Gender equity	7	7.43	2.51	17	6.06	2.49	12	6.25	3.08	25	5.68	3.20	3	8.33	2.89	1	6.00		14	6.21	2.08
Domestic private sector development	6	8.33	1.86	21	7.24	2.51	15	6.00	3.25	29	7.28	2.59	3	7.33	0.58	5	5.80	3.77	17	6.76	2.49
Foreign direct investment	5	7.60	1.82	13	4.77	2.71	10	5.00	2.40	19	5.21	3.22	3	8.00	1.00	3	5.33	2.52	9	5.22	2.49
Local governance and institutions*	6	8.00	1.90	15	6.13	2.13	11	5.18	2.75	23	4.57	3.36	4	9.00	0.82	5	8.00	2.00	14	6.14	1.83
Water and sanitation	6	8.50	1.76	23	6.74	2.16	14	6.07	3.00	28	6.86	2.80	2	8.00	2.83	5	7.20	3.03	13	5.69	1.44
Trade and exports	5	7.20	1.79	14	5.79	2.36	11	4.91	2.66	21	6.19	2.94	3	7.67	2.52	3	8.00	2.00	13	5.92	2.02
Economic growth	6	7.17	1.94	20	6.45	2.50	13	6.62	2.53	28	7.04	2.83	4	8.25	1.50	4	7.00	4.08	15	6.00	2.07
Energy	7	7.29	2.06	23	6.78	2.47	15	6.53	3.11	30	7.53	2.65	3	9.00	1.00	4	5.50	3.70	23	6.91	2.79
Disaster management	5	6.80	2.86	8	5.13	2.64	9	3.56	1.94	21	4.90	2.96	3	8.67	1.53				10	4.90	1.66
Public sector governance/reform	7	6.71	3.15	23	6.87	2.18	11	4.91	3.33	27	6.56	2.86	2	8.00	2.83	4	6.75	3.59	14	6.43	2.56
Job creation/employment	6	8.67	2.16	17	5.88	2.42	13	4.00	3.00	26	5.42	3.45	2	7.50	0.71	2	5.50	2.12	12	5.33	2.67
Social cohesion	5	8.20	2.05	14	6.07	2.64	14	5.29	2.97	24	4.50	2.96	3	6.67	1.53	2	6.00	1.41	11	4.91	2.12
Financial markets	5	8.60	1.95	13	6.54	2.73	9	5.89	2.42	25	5.84	2.98	3	9.00	1.00	1	7.00		12	5.75	2.09
Equality of opportunity	4	8.25	2.36	16	6.31	2.65	10	5.20	2.74	24	4.75	3.04	4	6.50	2.52	1	4.00		13	5.15	2.51
Health	8	8.88	1.36	24	7.50	1.89	14	7.57	2.28	32	7.25	2.60	3	9.00	1.00	4	7.50	3.11	19	5.95	2.82
Rural development	5	8.00	1.87	19	7.05	2.44	13	6.38	3.33	27	6.33	2.63	3	9.33	1.15	1	8.00		16	6.13	2.73
Global/regional integration	3	7.33	2.52	15	6.40	2.69	9	6.00	2.74	22	5.00	3.13	4	7.00	2.45	1	6.00		13	6.15	1.82
Food security	6	8.83	1.33	19	7.05	2.20	13	6.69	2.69	29	6.10	2.92	4	7.50	2.65	1	6.00		15	6.20	1.70
Education*	9	8.44	1.81	27	7.33	2.17	14	7.07	2.95	35	8.34	1.80	4	9.75	0.50	5	7.40	3.78	20	6.65	2.37
Security/stabilization/reconstruction	6	7.83	2.04	15	7.00	2.54	12	6.50	3.15	23	5.17	3.13	3	8.00	2.00	3	5.33	3.79	11	6.45	1.75
Social protection*	4	9.25	1.50	15	6.53	2.45	10	4.40	2.37	23	4.26	2.82	2	5.00	1.41	2	5.00	1.41	10	5.40	2.32
Climate change	4	7.50	1.73	12	6.00	2.56	10	4.80	2.66	21	5.90	2.23	4	8.25	2.36	2	8.00	2.83	13	5.85	2.30
Agricultural development	5	6.60	3.36	18	7.33	2.06	13	6.69	3.30	30	6.33	2.80	4	8.50	2.38	3	7.00	3.00	18	6.44	2.68
Natural resource management	4	6.00	3.92	12	5.67	2.53	9	4.78	3.67	24	5.38	3.56	3	9.33	1.15	1	3.00		17	5.71	2.37

\*Significantly different between stakeholder groups

**C. World Bank Group's Effectiveness and Results (continued)****Where are the World Bank Group's decisions made primarily that support the program in Guinea-Bissau? (Select only ONE response)\***

Percentage of Respondents	Office of President/ Prime Minister/ Minister	Employee of Ministry/ PMU/ Consultant on WBG project	Private Sector/ Financial Sector/ Private Bank	CSO	Media	Academia/ Research Institute/ Think Tank	Other
At the Headquarters (in Washington D.C.)	55.6%	73.8%	56.5%	55.8%	42.9%	100.0%	59.4%
In the country	22.2%	2.4%	0.0%	2.3%	28.6%	0.0%	6.3%
Don't know	22.2%	23.8%	43.5%	41.9%	28.6%	0.0%	34.4%

\*Significantly different between stakeholder groups

	Office of President/ Prime Minister/ Minister			Employee of Ministry/ PMU/ Consultant on WBG project			Private Sector/ Financial Sector/ Private Bank			CSO			Media			Academia/ Research Institute/ Think Tank			Other		
	N	Mean	SD	N	Mean	SD	N	Mean	SD	N	Mean	SD	N	Mean	SD	N	Mean	SD	N	Mean	SD
To what extent does the World Bank Group's work help to achieve development results in Guinea-Bissau?	10	8.40	1.90	38	7.00	2.60	21	7.57	2.52	42	7.14	2.57	6	9.67	0.82	8	7.50	3.12	30	7.23	2.13
To what extent does the World Bank Group help to build/strengthen existing country systems in Guinea-Bissau?	10	7.10	3.14	35	7.26	2.67	21	7.05	2.58	37	7.24	2.94	7	7.71	2.06	8	7.38	3.16	30	7.23	2.46

(1-To no degree at all, 10-To a very significant degree)

**To what extent do you agree with the following statements about the World Bank Group in Guinea-Bissau? (1-Strongly disagree, 10-Strongly agree)**

	Office of President/ Prime Minister/ Minister			Employee of Ministry/ PMU/ Consultant on WBG project			Private Sector/ Financial Sector/ Private Bank			CSO			Media			Academia/ Research Institute/ Think Tank			Other		
	N	Mean	SD	N	Mean	SD	N	Mean	SD	N	Mean	SD	N	Mean	SD	N	Mean	SD	N	Mean	SD
The World Bank Group's financial instruments meet the needs of Guinea-Bissau	8	7.50	2.67	34	5.38	2.35	18	6.72	2.40	35	5.03	2.65	3	6.00	4.58	8	4.38	3.16	28	5.46	2.55
The World Bank Group meets Guinea-Bissau's needs for knowledge services	9	8.11	2.03	35	6.20	2.37	18	6.28	2.30	36	4.94	2.90	5	7.00	3.74	7	5.86	3.44	26	5.92	2.46

	Office of President/ Prime Minister/ Minister			Employee of Ministry/ PMU/ Consultant on WBG project			Private Sector/ Financial Sector/ Private Bank			CSO			Media			Academia/ Research Institute/ Think Tank			Other		
	N	Mean	SD	N	Mean	SD	N	Mean	SD	N	Mean	SD	N	Mean	SD	N	Mean	SD	N	Mean	SD
To what extent do you believe the World Bank Group measures and corrects its work in real time in Guinea-Bissau?	7	7.00	2.38	23	6.78	2.09	15	6.40	2.67	26	6.88	2.47	4	8.50	2.38	5	5.00	3.39	21	6.29	2.65

(1-To no degree at all, 10-To a very significant degree)

### D. The World Bank Group's Knowledge Work and Activities

How frequently do you consult World Bank Group's knowledge work and activities in the work you do?

Percentage of Respondents	Office of President/ Prime Minister/ Minster	Employee of Ministry/ PMU/ Consultant on WBG project	Private Sector/ Financial Sector/ Private Bank	CSO	Media	Academia/ Research Institute/ Think Tank	Other
Weekly	14.3%	7.3%	0.0%	4.4%	14.3%	0.0%	9.1%
Monthly	14.3%	22.0%	15.0%	20.0%	14.3%	22.2%	15.2%
A few times a year	71.4%	46.3%	55.0%	28.9%	42.9%	66.7%	51.5%
Rarely	0.0%	22.0%	25.0%	26.7%	14.3%	0.0%	18.2%
Never	0.0%	2.4%	5.0%	20.0%	14.3%	11.1%	6.1%

In Guinea-Bissau, to what extent do you believe that the World Bank Group's knowledge work and activities: (1-To no degree at all, 10-To a very significant degree)

	Office of President/ Prime Minister/ Minster			Employee of Ministry/ PMU/ Consultant on WBG project			Private Sector/ Financial Sector/ Private Bank			CSO			Media			Academia/ Research Institute/ Think Tank			Other		
	N	Mean	SD	N	Mean	SD	N	Mean	SD	N	Mean	SD	N	Mean	SD	N	Mean	SD	N	Mean	SD
Are timely	8	7.50	2.20	30	6.03	2.34	13	5.15	1.86	26	5.12	3.08	3	5.33	4.51	5	7.00	3.00	16	6.38	1.50
Include appropriate level of stakeholder involvement during preparation	8	7.50	2.14	26	6.35	1.98	11	5.18	2.52	24	5.71	2.65	1	8.00		6	6.33	3.14	17	6.71	1.79
Are relevant to Guinea-Bissau's development priorities	9	8.11	1.83	32	7.19	2.31	19	7.32	2.50	33	7.36	2.58	5	7.80	3.90	8	7.13	3.60	20	7.30	2.05
Lead to practical solutions	7	7.57	1.90	27	6.00	2.56	14	6.00	2.48	29	6.03	2.78	3	9.33	1.15	7	7.14	2.61	21	6.52	2.27
Are accessible	7	8.00	1.91	27	6.59	2.17	17	7.12	2.06	31	6.52	3.08	3	8.67	1.53	7	5.43	2.99	20	5.65	2.08
Are source of relevant information on global good practices	7	8.43	1.51	29	8.03	1.84	13	7.23	1.79	33	7.09	2.61	4	8.75	1.26	6	8.33	2.25	23	7.52	2.17
Enhance your knowledge and/or skills	8	8.63	1.41	29	7.69	2.21	15	7.47	2.00	35	7.03	2.68	5	6.80	3.70	7	7.29	2.69	17	7.24	2.22
Are adequately disseminated*	8	7.63	2.33	24	5.58	2.02	14	4.71	2.13	31	5.00	2.93	3	9.00	1.00	6	4.17	2.99	20	5.60	2.11
Are translated enough into local language	8	6.50	2.98	23	5.22	2.45	15	6.27	3.13	32	4.41	3.19	4	6.50	1.00	8	3.63	2.00	23	5.04	2.75
Are adaptable to Guinea-Bissau's specific development challenges and country circumstances	8	7.75	2.38	31	6.52	2.34	15	6.53	1.68	35	5.91	3.18	3	7.67	1.15	8	5.75	3.24	23	6.52	2.69

\*Significantly different between stakeholder groups

	Office of President/ Prime Minister/ Minster			Employee of Ministry/ PMU/ Consultant on WBG project			Private Sector/ Financial Sector/ Private Bank			CSO			Media			Academia/ Research Institute/ Think Tank			Other		
	N	Mean	SD	N	Mean	SD	N	Mean	SD	N	Mean	SD	N	Mean	SD	N	Mean	SD	N	Mean	SD
Overall, how significant a contribution do you believe the World Bank Group's knowledge work and activities make to development results in your country?	9	7.56	3.40	34	8.18	2.19	21	7.43	2.58	40	7.38	2.36	7	8.43	2.15	8	6.25	3.24	27	7.15	2.33
Overall, how would you rate the technical quality of the World Bank Group's knowledge work and activities?	8	8.25	3.15	35	7.66	2.66	20	7.65	2.03	40	7.03	2.31	6	8.17	2.32	8	7.63	2.20	28	7.43	2.53

(1-Not significant at all, 10-Very significant; 1-Very low technical quality, 10-Very high technical quality)

### E. Working with the World Bank Group

To what extent does each of the following aspects of the World Bank Group's technical assistance/advisory work contribute to solving Guinea-Bissau's development challenges? (1-To no degree at all, 10-To a very significant degree)

	Office of President/ Prime Minister/ Minister			Employee of Ministry/ PMU/ Consultant on WBG project			Private Sector/ Financial Sector/ Private Bank			CSO			Media			Academia/ Research Institute/ Think Tank			Other		
	N	Mean	SD	N	Mean	SD	N	Mean	SD	N	Mean	SD	N	Mean	SD	N	Mean	SD	N	Mean	SD
Conceptualization	7	7.86	1.95	34	7.74	2.02	18	7.17	1.65	32	6.56	2.49	5	7.00	3.94	8	7.13	2.30	28	7.32	2.42
Design	8	8.00	2.07	33	7.45	2.14	19	6.95	1.93	30	6.90	2.17	5	7.40	3.71	8	8.38	2.00	27	7.11	2.34
Implementation	8	8.00	1.85	32	7.69	2.07	20	7.30	2.68	34	6.97	2.93	4	8.75	0.96	8	7.88	2.42	29	7.17	2.35
Evaluation	7	8.29	2.06	33	8.30	1.63	17	6.41	2.45	31	7.87	2.13	5	6.80	3.70	9	7.89	2.09	26	7.23	2.12

To what extent do you agree/disagree with the following statements? (1-Strongly disagree, 10-Strongly agree)

	Office of President/ Prime Minister/ Minister			Employee of Ministry/ PMU/ Consultant on WBG project			Private Sector/ Financial Sector/ Private Bank			CSO			Media			Academia/ Research Institute/ Think Tank			Other		
	N	Mean	SD	N	Mean	SD	N	Mean	SD	N	Mean	SD	N	Mean	SD	N	Mean	SD	N	Mean	SD
The World Bank Group disburses funds promptly	9	6.78	3.23	31	6.19	2.81	18	5.17	2.75	31	5.26	3.66	5	7.40	2.88	9	6.11	2.98	27	6.15	2.90
The World Bank Group effectively monitors and evaluates the projects and programs it supports	8	6.13	3.44	32	6.00	3.11	21	5.57	3.31	38	5.39	3.07	5	6.40	4.93	9	5.56	3.40	26	5.65	3.24
The World Bank Group's approvals and reviews are done in a timely fashion	8	6.75	3.37	32	5.66	2.52	13	4.69	2.69	32	6.19	2.72	5	5.60	4.28	8	6.38	3.16	25	6.00	3.03
The World Bank Group's "Safeguard Policy" requirements are reasonable	6	6.00	3.10	27	5.67	2.20	12	5.17	2.79	29	5.28	2.88	3	3.33	4.04	5	5.20	3.83	18	5.39	2.81
The World Bank Group's conditions on its lending are reasonable	6	6.83	3.66	28	5.89	2.27	14	4.57	2.53	25	4.72	2.76	4	5.00	4.69	8	4.75	3.06	20	5.35	2.58
The World Bank Group takes decisions quickly in Guinea-Bissau	6	6.33	3.27	29	6.41	2.46	14	5.21	2.91	28	6.11	3.33	3	5.67	4.04	8	6.38	3.50	24	6.04	2.44
Working with the World Bank Group increases Guinea-Bissau's institutional capacity	10	5.20	3.58	35	5.09	3.21	20	4.50	3.28	39	5.59	3.23	4	4.75	4.50	8	4.88	3.68	27	5.96	3.18
The World Bank Group ensures consistency and continuity through staff changes	7	5.43	3.69	24	5.04	2.94	13	3.85	2.23	30	5.30	2.90	2	4.00	4.24	7	6.57	3.60	17	5.41	2.50
Where country systems are adequate, the World Bank Group makes appropriate use of them	7	5.14	3.63	26	5.62	2.68	9	3.67	2.78	31	5.00	2.67	3	3.00	3.46	6	5.67	3.08	21	4.95	2.71
The World Bank Group provides effective implementation support	9	5.56	3.43	32	5.34	3.13	17	4.65	3.08	34	5.50	2.84	4	4.75	4.35	9	5.56	3.00	25	6.04	3.16

Which of the following best describes the way the World Bank Group operates in Guinea-Bissau? (Select only ONE response)

Percentage of Respondents	Office of President/ Prime Minister/ Minister	Employee of Ministry/ PMU/ Consultant on WBG project	Private Sector/ Financial Sector/ Private Bank	CSO	Media	Academia/ Research Institute/ Think Tank	Other
The World Bank Group takes too much risk in Guinea-Bissau	0.0%	6.5%	17.6%	12.1%	33.3%	25.0%	4.8%
The World Bank Group does not take enough risk in Guinea-Bissau	50.0%	19.4%	41.2%	33.3%	0.0%	25.0%	9.5%
The World Bank Group's approach to risk is appropriate	25.0%	41.9%	23.5%	15.2%	33.3%	25.0%	42.9%
Don't know	25.0%	32.3%	17.6%	39.4%	33.3%	25.0%	42.9%

**E. Working with the World Bank Group (continued)**

	Office of President/ Prime Minister/ Minister			Employee of Ministry/ PMU/ Consultant on WBG project			Private Sector/ Financial Sector/ Private Bank			CSO			Media			Academia/ Research Institute/ Think Tank			Other		
	N	Mean	SD	N	Mean	SD	N	Mean	SD	N	Mean	SD	N	Mean	SD	N	Mean	SD	N	Mean	SD
To what extent do you believe the World Bank Group is adequately staffed in Guinea-Bissau?	7	7.43	3.15	27	4.37	3.33	16	3.63	2.53	28	4.75	3.10	3	7.67	0.58	6	4.50	3.02	20	4.10	2.61

(1-To no degree at all, 10-To a very significant degree)

**F. The Future Role of the World Bank Group in Guinea-Bissau**

Which of the following SHOULD the World Bank Group do to make itself of greater value in Guinea-Bissau? (Choose no more than TWO)

Percentage of Respondents (Responses Combined)	Office of President/ Prime Minister/ Minister	Employee of Ministry/ PMU/ Consultant on WBG project	Private Sector/ Financial Sector/ Private Bank	CSO	Media	Academia/ Research Institute/ Think Tank	Other
Provide more adequate data/knowledge/statistics/figures on Guinea-Bissau's economy	22.2%	20.0%	22.7%	20.0%	57.1%	22.2%	6.5%
Collaborate more effectively with Government clients*	33.3%	30.0%	0.0%	13.3%	14.3%	11.1%	29.0%
Offer more innovative financial products	11.1%	17.5%	18.2%	15.6%	28.6%	0.0%	6.5%
Improve the competitiveness of its financing compared to markets	33.3%	12.5%	9.1%	11.1%	42.9%	11.1%	22.6%
Reach out more to groups outside of Government	22.2%	17.5%	13.6%	37.8%	14.3%	22.2%	12.9%
Improve the quality of its experts as related to Guinea-Bissau's specific challenges	22.2%	15.0%	36.4%	13.3%	14.3%	33.3%	16.1%
Offer more innovative knowledge services*	0.0%	10.0%	9.1%	24.4%	0.0%	0.0%	0.0%
Ensure greater selectivity in its work	0.0%	2.5%	0.0%	2.2%	0.0%	0.0%	3.2%
Increase the level of capacity development in the country	22.2%	30.0%	27.3%	17.8%	0.0%	11.1%	25.8%
Reduce the complexity of obtaining World Bank Group financing*	0.0%	30.0%	18.2%	11.1%	28.6%	55.6%	32.3%
Work faster	22.2%	5.0%	18.2%	13.3%	0.0%	11.1%	16.1%
Increase the level of World Bank Group staffing in Guinea-Bissau's office	22.2%	12.5%	22.7%	11.1%	0.0%	22.2%	16.1%
Other	0.0%	0.0%	0.0%	4.4%	0.0%	0.0%	12.9%

\*Significantly different between stakeholder groups

When considering the combination of services that the World Bank Group offers in Guinea-Bissau, and taking into account its limited level of resources, which ONE of the following do you believe the World Bank Group should offer more of in Guinea-Bissau? (Select only ONE response)

Percentage of Respondents	Office of President/ Prime Minister/ Minister	Employee of Ministry/ PMU/ Consultant on WBG project	Private Sector/ Financial Sector/ Private Bank	CSO	Media	Academia/ Research Institute/ Think Tank	Other
Financial services	87.5%	36.1%	38.1%	47.7%	66.7%	42.9%	53.6%
Knowledge products	0.0%	30.6%	14.3%	31.8%	33.3%	28.6%	17.9%
Convening services	0.0%	0.0%	4.8%	0.0%	0.0%	0.0%	0.0%
None of the above	0.0%	2.8%	0.0%	0.0%	0.0%	0.0%	0.0%
The combination is appropriate for Guinea-Bissau	12.5%	25.0%	42.9%	11.4%	0.0%	28.6%	21.4%
Don't know	0.0%	5.6%	0.0%	9.1%	0.0%	0.0%	7.1%

**F. The Future Role of the World Bank Group in Guinea-Bissau (continued)**

Which THREE areas below would benefit most from the World Bank Group playing a leading role among international partners in Guinea-Bissau? (Choose no more than THREE)

Percentage of Respondents (Responses Combined)	Office of President/ Prime Minister/ Minster	Employee of Ministry/ PMU/ Consultant on WBG project	Private Sector/ Financial Sector/ Private Bank	CSO	Media	Academia/ Research Institute/ Think Tank	Other
Social safety nets	22.2%	17.5%	15.0%	21.4%	20.0%	22.2%	32.1%
Public financial management	44.4%	70.0%	75.0%	61.9%	60.0%	77.8%	60.7%
Reducing violence	11.1%	2.5%	5.0%	4.8%	0.0%	0.0%	3.6%
Access to justice systems	11.1%	20.0%	35.0%	31.0%	20.0%	0.0%	21.4%
Security mechanisms	0.0%	2.5%	5.0%	2.4%	0.0%	0.0%	3.6%
Conflict resolution mechanisms	11.1%	2.5%	0.0%	7.1%	20.0%	0.0%	3.6%
Access to basic services	55.6%	45.0%	25.0%	33.3%	0.0%	33.3%	53.6%
Capacity of state institutions*	22.2%	55.0%	25.0%	35.7%	0.0%	66.7%	50.0%
Jobs	22.2%	25.0%	40.0%	28.6%	40.0%	33.3%	10.7%
Improving livelihoods	44.4%	30.0%	40.0%	26.2%	60.0%	44.4%	32.1%
Social cohesion	11.1%	2.5%	5.0%	7.1%	0.0%	11.1%	7.1%
Stimulating dialogue to promote peace and stability	33.3%	22.5%	30.0%	33.3%	80.0%	11.1%	17.9%

\*Significantly different between stakeholder groups

Which THREE areas below would benefit most from other donors in Guinea-Bissau? (Choose no more than THREE)

Percentage of Respondents (Responses Combined)	Office of President/ Prime Minister/ Minster	Employee of Ministry/ PMU/ Consultant on WBG project	Private Sector/ Financial Sector/ Private Bank	CSO	Media	Academia/ Research Institute/ Think Tank	Other
Social safety nets	33.3%	44.1%	26.3%	21.1%	0.0%	0.0%	37.5%
Public financial management	22.2%	23.5%	5.3%	26.3%	25.0%	12.5%	16.7%
Reducing violence	33.3%	26.5%	21.1%	23.7%	75.0%	12.5%	37.5%
Access to justice systems	11.1%	35.3%	36.8%	26.3%	25.0%	75.0%	20.8%
Security mechanisms	22.2%	29.4%	26.3%	15.8%	0.0%	12.5%	33.3%
Conflict resolution mechanisms*	11.1%	11.8%	26.3%	28.9%	75.0%	0.0%	20.8%
Access to basic services	0.0%	20.6%	21.1%	18.4%	50.0%	37.5%	12.5%
Capacity of state institutions	33.3%	11.8%	26.3%	18.4%	25.0%	0.0%	12.5%
Jobs	22.2%	20.6%	26.3%	26.3%	0.0%	12.5%	20.8%
Improving livelihoods	33.3%	17.6%	10.5%	23.7%	0.0%	37.5%	20.8%
Social cohesion	11.1%	11.8%	21.1%	15.8%	0.0%	50.0%	12.5%
Stimulating dialogue to promote peace and stability	44.4%	44.1%	42.1%	44.7%	25.0%	50.0%	50.0%

\*Significantly different between stakeholder groups

**F. The Future Role of the World Bank Group in Guinea-Bissau (continued)****What should the World Bank Group do to improve collaboration with the UN in the field? (Choose no more than THREE)**

Percentage of Respondents (Responses Combined)	Office of President/ Prime Minister/ Minister	Employee of Ministry/ PMU/ Consultant on WBG project	Private Sector/ Financial Sector/ Private Bank	CSO	Media	Academia/ Research Institute/ Think Tank	Other
Share more information about the World Bank Group's activities, products, and knowledge	44.4%	57.9%	63.2%	48.8%	57.1%	75.0%	55.2%
Collaborate on analysis, assessments and planning, including on rapid assessments on emerging crisis and changing circumstances when both institutions are engaged	66.7%	55.3%	57.9%	58.1%	57.1%	62.5%	55.2%
Develop joint or complementary projects with the UN, leveraging each organization's comparative advantages	88.9%	81.6%	73.7%	65.1%	71.4%	75.0%	62.1%
Develop guidelines, framework and tools to facilitate operational cooperation and cross-financing	22.2%	36.8%	31.6%	41.9%	14.3%	12.5%	62.1%
Organize more joint meetings and missions with the UN	66.7%	42.1%	42.1%	32.6%	28.6%	50.0%	24.1%
Involve UN experts to a greater degree in World Bank Group activities	11.1%	13.2%	5.3%	23.3%	57.1%	25.0%	24.1%
Other	0.0%	2.6%	0.0%	7.0%	0.0%	0.0%	6.9%

**G. Communication and Information Sharing****How do you get most of your information about economic and social development issues in Guinea-Bissau? (Choose no more than TWO)**

Percentage of Respondents (Responses Combined)	Office of President/ Prime Minister/ Minister	Employee of Ministry/ PMU/ Consultant on WBG project	Private Sector/ Financial Sector/ Private Bank	CSO	Media	Academia/ Research Institute/ Think Tank	Other
Local newspapers	25.0%	34.2%	45.5%	40.9%	66.7%	44.4%	42.9%
International newspapers*	0.0%	42.1%	18.2%	20.5%	0.0%	55.6%	28.6%
Local radio	62.5%	34.2%	22.7%	36.4%	33.3%	22.2%	21.4%
International radio	12.5%	5.3%	9.1%	6.8%	16.7%	11.1%	17.9%
Local television*	37.5%	2.6%	13.6%	9.1%	16.7%	0.0%	21.4%
International television	0.0%	2.6%	9.1%	6.8%	0.0%	0.0%	7.1%
Periodicals	12.5%	10.5%	4.5%	6.8%	0.0%	11.1%	3.6%
Internet	37.5%	52.6%	50.0%	40.9%	33.3%	55.6%	50.0%
Social media (e.g., Facebook, Twitter, Youtube, Flickr)	0.0%	0.0%	0.0%	4.5%	16.7%	0.0%	0.0%
Blogs	12.5%	5.3%	9.1%	15.9%	16.7%	0.0%	0.0%
Mobile phones	0.0%	2.6%	4.5%	2.3%	0.0%	0.0%	7.1%
Instant messaging	0.0%	2.6%	4.5%	2.3%	0.0%	0.0%	0.0%
Other	0.0%	5.3%	4.5%	9.1%	0.0%	0.0%	14.3%

\*Significantly different between stakeholder groups

**G. Communication and Information Sharing (continued)****How would you prefer to receive information from the World Bank Group? (Choose no more than TWO)**

Percentage of Respondents (Responses Combined)	Office of President/ Prime Minister/ Minster	Employee of Ministry/ PMU/ Consultant on WBG project	Private Sector/ Financial Sector/ Private Bank	CSO	Media	Academia/ Research Institute/ Think Tank	Other
Blogs	0.0%	2.8%	4.8%	7.0%	0.0%	0.0%	6.9%
Direct contact with World Bank Group	62.5%	41.7%	52.4%	51.2%	60.0%	37.5%	27.6%
e-Newsletters	12.5%	16.7%	19.0%	18.6%	0.0%	37.5%	37.9%
Instant messaging	0.0%	2.8%	4.8%	2.3%	0.0%	12.5%	3.4%
World Bank Group's seminars/workshops/conferences	50.0%	41.7%	19.0%	44.2%	60.0%	75.0%	37.9%
World Bank Group's publications and other written materials	12.5%	50.0%	28.6%	27.9%	20.0%	37.5%	34.5%
Mobile phones	25.0%	2.8%	9.5%	14.0%	0.0%	0.0%	6.9%
Social media (e.g., Facebook, Twitter, Youtube, Flickr)*	12.5%	0.0%	4.8%	9.3%	40.0%	0.0%	3.4%
World Bank Group's website	12.5%	30.6%	33.3%	16.3%	20.0%	0.0%	34.5%
Other	0.0%	2.8%	14.3%	4.7%	0.0%	0.0%	6.9%

*\*Significantly different between stakeholder groups***Are you aware of the World Bank Group's Access to Information Policy under which the WBG will now disclose any information in its possession that is not a list of exceptions?**

Percentage of Respondents	Office of President/ Prime Minister/ Minster	Employee of Ministry/ PMU/ Consultant on WBG project	Private Sector/ Financial Sector/ Private Bank	CSO	Media	Academia/ Research Institute/ Think Tank	Other
Yes	0.0%	21.2%	35.3%	14.7%	0.0%	28.6%	15.4%
No	100.0%	78.8%	64.7%	85.3%	100.0%	71.4%	84.6%

**Have you requested information from the World Bank Group on its activities in the past year?**

Percentage of Respondents	Office of President/ Prime Minister/ Minster	Employee of Ministry/ PMU/ Consultant on WBG project	Private Sector/ Financial Sector/ Private Bank	CSO	Media	Academia/ Research Institute/ Think Tank	Other
Yes	0.0%	13.3%	5.9%	7.1%	0.0%	0.0%	25.0%
No	100.0%	86.7%	94.1%	92.9%	100.0%	100.0%	75.0%

**Were you able to obtain this information?**

Percentage of Respondents	Office of President/ Prime Minister/ Minster	Employee of Ministry/ PMU/ Consultant on WBG project	Private Sector/ Financial Sector/ Private Bank	CSO	Media	Academia/ Research Institute/ Think Tank	Other
Yes	0.0%	100.0%	100.0%	100.0%	0.0%	0.0%	66.7%
No	0.0%	0.0%	0.0%	0.0%	0.0%	0.0%	33.3%

**Do you have access to the Internet?**

Percentage of Respondents	Office of President/ Prime Minister/ Minster	Employee of Ministry/ PMU/ Consultant on WBG project	Private Sector/ Financial Sector/ Private Bank	CSO	Media	Academia/ Research Institute/ Think Tank	Other
Yes	71.4%	85.3%	81.0%	83.8%	85.7%	50.0%	96.3%
No	28.6%	14.7%	19.0%	16.2%	14.3%	50.0%	3.7%

**G. Communication and Information Sharing (continued)****Do you use/have used the World Bank Group's website?\***

Percentage of Respondents	Office of President/ Prime Minister/ Minister	Employee of Ministry/ PMU/ Consultant on WBG project	Private Sector/ Financial Sector/ Private Bank	CSO	Media	Academia/ Research Institute/ Think Tank	Other
Yes	14.3%	52.9%	50.0%	20.0%	33.3%	50.0%	52.2%
No	85.7%	47.1%	50.0%	80.0%	66.7%	50.0%	47.8%

\*Significantly different between stakeholder groups

**Which do you primarily use?\***

Percentage of Respondents	Office of President/ Prime Minister/ Minister	Employee of Ministry/ PMU/ Consultant on WBG project	Private Sector/ Financial Sector/ Private Bank	CSO	Media	Academia/ Research Institute/ Think Tank	Other
The World Bank Group's country website	40.0%	42.4%	56.3%	62.5%	0.0%	28.6%	20.0%
The World Bank Group's main website	60.0%	57.6%	43.8%	37.5%	100.0%	71.4%	80.0%

\*Significantly different between stakeholder groups

**Which Internet connection do you use primarily when visiting a World Bank Group website?**

Percentage of Respondents	Office of President/ Prime Minister/ Minister	Employee of Ministry/ PMU/ Consultant on WBG project	Private Sector/ Financial Sector/ Private Bank	CSO	Media	Academia/ Research Institute/ Think Tank	Other
High speed	66.7%	79.3%	57.1%	48.0%	60.0%	85.7%	54.5%
Dial-up	33.3%	20.7%	42.9%	52.0%	40.0%	14.3%	45.5%

**Please rate how much you agree with the following statements. (1-Strongly disagree, 10-Strongly agree)**

	Office of President/ Prime Minister/ Minister			Employee of Ministry/ PMU/ Consultant on WBG project			Private Sector/ Financial Sector/ Private Bank			CSO			Media			Academia/ Research Institute/ Think Tank			Other		
	N	Mean	SD	N	Mean	SD	N	Mean	SD	N	Mean	SD	N	Mean	SD	N	Mean	SD	N	Mean	SD
I use/consult World Bank Group's data more often than I did a few years ago	9	7.00	3.20	34	5.35	3.12	15	4.47	2.45	29	5.45	3.05	4	4.50	4.04	8	5.50	3.63	25	5.04	3.05
I find the World Bank Group's websites easy to navigate	7	7.43	1.90	27	6.41	2.72	12	4.58	3.06	24	5.75	3.10	4	5.50	4.65	7	5.14	3.53	22	5.77	2.67
I find the information on the World Bank Group's websites useful	9	8.22	2.05	23	7.78	2.00	12	5.33	3.52	25	6.12	3.09	3	7.00	5.20	7	7.43	3.10	23	6.83	2.71
The World Bank Group's social media channels are valuable sources of information about the institution	8	8.13	3.04	19	6.26	3.72	12	6.25	3.44	23	7.65	2.93	4	7.75	4.50	4	5.25	4.92	15	6.40	3.00
When I need information from the World Bank Group I know how to find it	6	7.83	1.94	33	7.27	2.58	12	5.33	3.37	21	6.76	3.42	4	4.50	4.04	6	8.50	1.97	24	7.46	2.04
The World Bank Group is responsive to my information requests and inquiries	5	6.60	3.44	25	6.56	2.87	9	5.44	3.05	24	6.04	3.52	3	5.67	4.51	5	4.60	3.51	20	7.00	2.94

## H. Background Information

Currently, do you professionally collaborate/work with the World Bank Group in your country?

Percentage of Respondents	Office of President/ Prime Minister/ Minister	Employee of Ministry/ PMU/ Consultant on WBG project	Private Sector/ Financial Sector/ Private Bank	CSO	Media	Academia/ Research Institute/ Think Tank	Other
Yes	44.4%	62.5%	33.3%	35.6%	28.6%	44.4%	58.1%
No	55.6%	37.5%	66.7%	64.4%	71.4%	55.6%	41.9%

Which of the following agencies of the World Bank Group do you primarily engage with in Guinea-Bissau? (Select only ONE response)\*

Percentage of Respondents (Responses Combined)	Office of President/ Prime Minister/ Minister	Employee of Ministry/ PMU/ Consultant on WBG project	Private Sector/ Financial Sector/ Private Bank	CSO	Media	Academia/ Research Institute/ Think Tank	Other
The World Bank (IDA)	50.0%	84.8%	85.7%	47.1%	100.0%	100.0%	72.4%
The International Finance Corporation (IFC)	25.0%	12.1%	7.1%	20.6%	0.0%	0.0%	6.9%
The Multilateral Investment Guarantee Agency (MIGA)	25.0%	0.0%	7.1%	17.6%	0.0%	0.0%	0.0%
Other	0.0%	3.0%	0.0%	14.7%	0.0%	0.0%	20.7%

\*Significantly different between stakeholder groups

Do your projects involve both the World Bank and the IFC?

Percentage of Respondents	Office of President/ Prime Minister/ Minister	Employee of Ministry/ PMU/ Consultant on WBG project	Private Sector/ Financial Sector/ Private Bank	CSO	Media	Academia/ Research Institute/ Think Tank	Other
Yes	42.9%	32.1%	50.0%	33.3%	0.0%	20.0%	22.2%
No	57.1%	67.9%	50.0%	66.7%	100.0%	80.0%	77.8%

If yes, what was your view on the two institutions working together in Guinea-Bissau? (Select only ONE response)

Percentage of Respondents (Responses Combined)	Office of President/ Prime Minister/ Minister	Employee of Ministry/ PMU/ Consultant on WBG project	Private Sector/ Financial Sector/ Private Bank	CSO	Media	Academia/ Research Institute/ Think Tank	Other
Working well together	33.3%	75.0%	30.0%	15.4%	50.0%	0.0%	16.7%
Collaborating but needs improvement	66.7%	25.0%	60.0%	61.5%	0.0%	100.0%	50.0%
In conflict	0.0%	0.0%	0.0%	7.7%	0.0%	0.0%	0.0%
Other	0.0%	0.0%	0.0%	7.7%	0.0%	0.0%	33.3%
Don't know	0.0%	0.0%	10.0%	7.7%	50.0%	0.0%	0.0%

Which of the following describes most of your exposure to the World Bank Group in Guinea-Bissau? (Choose no more than TWO)

Percentage of Respondents (Responses Combined)	Office of President/ Prime Minister/ Minister	Employee of Ministry/ PMU/ Consultant on WBG project	Private Sector/ Financial Sector/ Private Bank	CSO	Media	Academia/ Research Institute/ Think Tank	Other
Observer (i.e., follow in media, discuss in informal conversations, etc.)	44.4%	26.5%	41.2%	42.9%	57.1%	33.3%	29.2%
Use World Bank Group reports/data	33.3%	32.4%	29.4%	20.0%	0.0%	44.4%	25.0%
Engage in World Bank Group related/sponsored events/activities	44.4%	23.5%	29.4%	51.4%	57.1%	22.2%	33.3%
Collaborate as part of my professional duties*	33.3%	58.8%	23.5%	25.7%	71.4%	33.3%	45.8%
Use World Bank Group website for information, data, research, etc.	22.2%	23.5%	29.4%	31.4%	14.3%	22.2%	12.5%

\*Significantly different between stakeholder groups

## Appendix C: Responses to All Questions by Geographic Location

Bissau N=140 ● Other N=30

### A. General Issues facing Guinea-Bissau

In general would you say that Guinea-Bissau is headed in ...?\*

Percentage of Respondents	Bissau	Other
The right direction	59.6%	33.3%
The wrong direction	12.3%	41.7%
Not sure	28.1%	25.0%

\*Significantly different between locations

Listed below are a number of development priorities in Guinea-Bissau. Please identify which of the following you consider the most important development priorities in Guinea-Bissau? (Choose no more than THREE)

Percentage of Respondents (Responses Combined)	Bissau	Other
Social protection	3.8%	10.7%
Transport	11.4%	7.1%
Security/stabilization/reconstruction*	39.4%	14.3%
Public sector governance/reform*	26.5%	7.1%
Global/regional integration	0.0%	0.0%
Gender equity	1.5%	0.0%
Domestic private sector development	12.9%	17.9%
Foreign direct investment	2.3%	0.0%
Water and sanitation	4.5%	10.7%
Energy	39.4%	42.9%
Regional conflict and tensions	0.8%	0.0%
Job creation/employment	8.3%	10.7%
Rural development	6.8%	10.7%
Financial markets	0.0%	0.0%
Urban development	0.8%	3.6%
Environmental sustainability	1.5%	3.6%
Equality of opportunity	0.8%	3.6%
Health	23.5%	25.0%
Education	67.4%	57.1%
Poverty reduction	8.3%	14.3%
Food security*	3.0%	14.3%
Social cohesion	1.5%	3.6%
Climate change	0.0%	0.0%
Agricultural development	11.4%	10.7%
Trade and exports	0.0%	0.0%
Crime and violence	0.0%	0.0%
Economic growth	7.6%	3.6%
Law and justice	11.4%	14.3%
Regulatory framework	0.0%	0.0%
Communicable/non-communicable diseases	0.0%	0.0%
Local governance and institutions	1.5%	0.0%
Natural resource management*	0.8%	7.1%
Anti corruption	0.8%	3.6%
Disaster management	0.0%	0.0%
Information and communications technology	0.8%	0.0%

\*Significantly different between locations

**A. General Issues facing Guinea-Bissau (continued)**

Poverty reduction is a broad term that encompasses work in many different areas. Which THREE areas of development listed below do you believe would contribute most to reducing poverty in Guinea-Bissau? (Choose no more than THREE)

Percentage of Respondents (Responses Combined)	Bissau	Other
Water and sanitation	14.4%	14.3%
Equality of opportunity	5.8%	7.1%
Economic growth*	28.1%	3.6%
Climate change	0.0%	0.0%
Regional conflict and tensions	0.0%	0.0%
Global/regional integration	4.3%	3.6%
Gender equity	3.6%	0.0%
Rural development	15.8%	21.4%
Urban development*	0.7%	14.3%
Regulatory framework	0.7%	3.6%
Local governance and institutions	2.9%	7.1%
Social protection	7.9%	0.0%
Law and justice	11.5%	7.1%
Transport	8.6%	7.1%
Crime and violence*	0.0%	3.6%
Communicable/non-communicable diseases	1.4%	0.0%
Information and communications technology*	2.9%	14.3%
Security/stabilization/reconstruction	11.5%	0.0%
Anti corruption	4.3%	7.1%
Domestic private sector development	23.7%	21.4%
Foreign direct investment	7.2%	3.6%
Energy*	18.0%	39.3%
Public sector governance/reform	13.7%	3.6%
Social cohesion	3.6%	0.0%
Education	23.0%	28.6%
Natural resource management	10.1%	7.1%
Environmental sustainability	2.2%	3.6%
Health	10.8%	21.4%
Agricultural development	27.3%	25.0%
Disaster management	0.0%	0.0%
Job creation/employment	19.4%	17.9%
Financial markets*	0.0%	3.6%
Trade and exports	6.5%	7.1%
Food security	7.2%	3.6%

\*Significantly different between locations

**A. General Issues facing Guinea-Bissau (continued)**

Economic growth can be driven by a number of factors. Which THREE areas below do you believe would contribute most to generating economic growth in Guinea-Bissau? (Choose no more than THREE)

Percentage of Respondents (Responses Combined)	Bissau	Other
Energy	45.7%	33.3%
Gender equity	2.1%	0.0%
Equality of opportunity	2.1%	0.0%
Global/regional integration	5.0%	0.0%
Social protection*	0.0%	3.3%
Climate change*	0.7%	6.7%
Anti corruption	10.7%	6.7%
Disaster management*	0.0%	3.3%
Regional conflict and tensions*	0.0%	3.3%
Rural development	13.6%	16.7%
Foreign direct investment*	20.0%	3.3%
Urban development	1.4%	3.3%
Water and sanitation	2.1%	6.7%
Trade and exports	20.7%	26.7%
Information and communications technology	8.6%	10.0%
Regulatory framework	1.4%	3.3%
Communicable/non-communicable diseases	0.0%	0.0%
Social cohesion	1.4%	0.0%
Public sector governance/reform*	32.9%	13.3%
Domestic private sector development*	25.0%	6.7%
Job creation/employment	10.0%	3.3%
Agricultural development	27.9%	36.7%
Food security*	2.1%	13.3%
Transport	11.4%	13.3%
Security/stabilization/reconstruction	2.9%	6.7%
Education*	10.0%	33.3%
Natural resource management	15.0%	13.3%
Environmental sustainability	0.7%	0.0%
Health	1.4%	6.7%
Law and justice	12.1%	10.0%
Local governance and institutions	1.4%	3.3%
Crime and violence*	0.0%	3.3%
Financial markets	6.4%	10.0%

\*Significantly different between locations

When thinking about the idea of “shared prosperity” in your country, which of the following TWO best illustrate how this would be achieved in Guinea-Bissau? (Choose no more than TWO)

Percentage of Respondents (Responses Combined)	Bissau	Other
Better employment opportunities for young people	39.6%	23.8%
Better employment opportunities for women	5.7%	0.0%
Greater access to micro-finance for the poor	19.8%	19.0%
Greater voice and participation for citizens to help ensure greater accountability	17.9%	14.3%
Greater access to health and nutrition for citizens	12.3%	23.8%
Better entrepreneurial opportunities	13.2%	9.5%
A growing middle class	5.7%	0.0%
Better opportunity for the poor who live in rural areas*	4.7%	23.8%
Better opportunity for the poor who live in urban areas*	0.0%	4.8%
Consistent economic growth	23.6%	14.3%
More reliable social safety net	6.6%	19.0%
Greater equity of fiscal policy	4.7%	4.8%
Education and training that better ensure job opportunity	37.7%	33.3%
Better quality public services	9.4%	0.0%
Other*	0.9%	9.5%

\*Significantly different between locations

**B. Overall Attitudes toward the World Bank Group**

	Bissau			Other		
	N	Mean	SD	N	Mean	SD
How familiar are you with the work of the World Bank Group in Guinea-Bissau?	136	6.18	2.53	30	5.70	2.85

(1-Not familiar at all, 10-Extremely familiar)

	Bissau			Other		
	N	Mean	SD	N	Mean	SD
Overall, please rate your impression of the World Bank Group's effectiveness in Guinea-Bissau.	128	6.70	2.70	29	6.59	3.01

(1-Not effective at all, 10-Very effective)

	Bissau			Other		
	N	Mean	SD	N	Mean	SD
To what extent do you believe the World Bank Group's staff is well prepared to help Guinea-Bissau solve its most complicated development challenges?	113	7.57	2.41	25	7.88	2.13

(1-To no degree at all, 10-To a very significant degree)

When thinking about how the World Bank Group can have the most impact on development results in Guinea-Bissau, in which sectoral areas do you believe the World Bank Group should focus most of its resources (financial and knowledge services) in Guinea-Bissau? (Choose no more than THREE)

Percentage of Respondents (Responses Combined)	Bissau	Other
Social protection	2.9%	10.7%
Security/stabilization/reconstruction	13.6%	17.9%
Public sector governance/reform*	25.7%	3.6%
Transport	16.4%	7.1%
Poverty reduction	22.9%	17.9%
Global/regional integration	0.0%	0.0%
Gender equity*	0.0%	3.6%
Crime and violence	0.7%	0.0%
Rural development	7.1%	7.1%
Domestic private sector development	13.6%	21.4%
Foreign direct investment	2.1%	0.0%
Water and sanitation	7.1%	10.7%
Energy	35.0%	32.1%
Social cohesion	0.7%	3.6%
Job creation/employment	15.7%	7.1%
Financial markets	2.1%	0.0%
Urban development	0.0%	0.0%
Environmental sustainability	0.7%	3.6%
Equality of opportunity	0.7%	3.6%
Regional conflict and tensions	0.0%	0.0%
Health	31.4%	28.6%
Education	57.1%	64.3%
Food security	7.9%	10.7%
Climate change	0.7%	0.0%
Agricultural development	12.9%	21.4%
Trade and exports	2.1%	0.0%
Economic growth	3.6%	3.6%
Law and justice	4.3%	7.1%
Local governance and institutions	2.9%	3.6%
Regulatory framework	0.0%	0.0%
Communicable/non-communicable diseases	0.7%	0.0%
Natural resource management	2.9%	0.0%
Information and communications technology	1.4%	3.6%
Anti corruption	1.4%	0.0%
Disaster management	0.0%	0.0%

\*Significantly different between locations

**B. Overall Attitudes toward the World Bank Group (continued)**

When thinking about the World Bank Group's role, which activity do you believe is of greatest VALUE and which activity is of second greatest value in Guinea-Bissau?

<b>Greatest Value</b>		
Percentage of Respondents	Bissau	Other
Convening/facilitating	1.7%	4.8%
Data	1.7%	4.8%
Policy advice, studies, analyses	10.3%	9.5%
Financial resources	23.9%	23.8%
Capacity development	19.7%	38.1%
Technical assistance	12.8%	23.8%
Mobilizing third party financial resources	23.1%	4.8%
Donor coordination	0.0%	0.0%
Linkage to non-Bank expertise (e.g., South-South knowledge sharing)	3.4%	0.0%
Strategy formulation (e.g., PRSP assistance)	8.5%	0.0%
Other	0.0%	0.0%

<b>2<sup>nd</sup> Greatest Value</b>		
Percentage of Respondents	Bissau	Other
Convening/facilitating	0.9%	0.0%
Data	1.7%	0.0%
Policy advice, studies, analyses	13.7%	5.0%
Financial resources	11.1%	10.0%
Capacity development	22.2%	5.0%
Technical assistance	14.5%	25.0%
Mobilizing third party financial resources	19.7%	35.0%
Donor coordination	2.6%	0.0%
Linkage to non-Bank expertise (e.g., South-South knowledge sharing)*	1.7%	10.0%
Strategy formulation (e.g., PRSP assistance)	12.0%	15.0%
Other*	0.0%	5.0%

\*Significantly different between locations

How effectively do the World Bank Group's activities below support Guinea-Bissau's efforts to achieve development results?  
(1-Not effective at all, 10-Very effective)

	Bissau			Other		
	N	Mean	SD	N	Mean	SD
Convening/facilitating*	62	6.19	2.32	15	4.73	2.96
Data	64	6.80	2.18	17	5.59	2.83
Policy advice, studies, analyses	91	7.31	2.12	24	6.79	3.11
Financial resources*	93	8.06	1.94	21	6.95	2.85
Technical assistance	99	7.36	2.44	20	7.55	2.14
Mobilizing third party financial resources	87	7.29	2.34	22	7.95	2.34
Donor coordination*	76	7.08	2.55	18	5.61	2.85
Linkage to non-Bank expertise (i.e., South-South knowledge sharing)*	73	7.08	2.43	12	5.00	3.49
Strategy formulation (e.g., PRSP assistance)	102	7.96	2.08	16	8.13	2.36

\*Significantly different between locations

**B. Overall Attitudes toward the World Bank Group (continued)**

The World Bank Group can provide capacity building support in a number of ways in Guinea-Bissau. To which degree would Guinea-Bissau benefit, if capacity building were to support...? (1-To no degree at all, 10-To a very significant degree)

	Bissau			Other		
	N	Mean	SD	N	Mean	SD
Groups outside of government to help them more effectively engage and participate in development efforts	118	8.19	2.13	25	8.52	2.73
The public sector, related to implementation of specific development projects on the ground	116	8.28	2.04	24	8.04	2.49
The public sector, related to changing institutions*	101	8.00	1.85	13	5.69	3.30
The private sector, related to institutional and policy change	108	8.65	1.58	19	8.42	2.27

\*Significantly different between locations

How EFFECTIVE do you believe the World Bank Group is in terms of the capacity building work it does in each of the following areas in Guinea-Bissau? (1-Not effective at all, 10-Very effective)

	Bissau			Other		
	N	Mean	SD	N	Mean	SD
Project implementation	91	7.77	2.15	20	7.55	2.89
Citizen engagement	68	6.90	2.57	22	7.09	2.74
Policy design	83	7.80	2.26	20	7.80	2.80

When thinking about how to improve capacity building in Guinea-Bissau to help ensure better development results, looking forward, how IMPORTANT is it for the World Bank Group to be involved in the following aspects of capacity building? (1-Not important at all, 10-Very important)

	Bissau			Other		
	N	Mean	SD	N	Mean	SD
Project implementation	102	8.47	1.85	22	8.32	2.40
Citizen engagement	91	8.15	2.21	18	7.28	2.47
Policy design	103	8.48	2.06	21	8.57	2.20

Which of the following do you identify as the World Bank Group's greatest WEAKNESSES in its work in Guinea-Bissau? (Choose no more than TWO)

Percentage of Respondents (Responses Combined)	Bissau	Other
Staff too inaccessible	4.5%	13.8%
Not exploring alternative policy options	6.7%	3.4%
Not adequately sensitive to political/social realities in Guinea-Bissau	15.7%	10.3%
Not enough public disclosure of its work	22.4%	37.9%
Arrogant in its approach	0.7%	3.4%
Not aligned with country priorities	7.5%	17.2%
The credibility of its knowledge/data	1.5%	0.0%
World Bank Group's processes too complex	21.6%	13.8%
Not willing to honestly criticize policies and reform efforts in the country	6.7%	3.4%
Too influenced by developed countries	8.2%	6.9%
Imposing technocratic solutions without regard to political realities	14.9%	13.8%
World Bank Group's processes too slow	17.9%	6.9%
Too bureaucratic in its operational policies and procedures	20.1%	10.3%
Not aligned with other donors' work	0.7%	0.0%
Not collaborating enough with non-state actors	9.0%	6.9%
Not client focused	2.2%	3.4%
Its advice and strategies do not lend themselves to practical problem solving	4.5%	6.9%
Not focused enough on issues that are unique to post-conflict countries	8.2%	3.4%
Inadequate number of World Bank Group staff members located in the country	8.2%	3.4%
Other*	0.7%	17.2%
Don't know	9.0%	6.9%

\*Significantly different between locations

**B. Overall Attitudes toward the World Bank Group (continued)**

Which World Bank Group's instruments do you believe are the MOST effective in reducing poverty in Guinea-Bissau?  
(Choose no more than TWO)

Percentage of Respondents (Responses Combined)	Bissau	Other
Capacity development	61.8%	42.9%
Policy based lending/budget support to the Government	30.5%	25.0%
Knowledge products/services*	3.8%	17.9%
Investment lending	34.4%	35.7%
Technical assistance	23.7%	25.0%
Trust Fund management	3.8%	7.1%
Co-financing arrangements (i.e., with other donors)	16.0%	3.6%
Sector-wide approaches	8.4%	10.7%
Emergency Recovery lending	9.2%	7.1%
Other*	0.8%	14.3%
Don't know	2.3%	3.6%

\*Significantly different between locations

In addition to the regular relations with the national government as its main interlocutor, which TWO of the following groups should the World Bank Group collaborate with more in your country to ensure better development results there? (Choose no more than TWO)

Percentage of Respondents (Responses Combined)	Bissau	Other
Academia/think tanks/research institutes	23.4%	31.0%
Donor community	10.2%	6.9%
Media	6.6%	3.4%
NGOs	40.1%	27.6%
Local Government	18.2%	27.6%
Private sector	35.0%	27.6%
Parliament	2.2%	0.0%
Community Based Organizations (CBOs)	20.4%	24.1%
Beneficiaries	8.0%	0.0%
Foundations	1.5%	0.0%
Faith based organizations*	2.2%	10.3%
UN and regional peace keeping forces*	1.5%	10.3%
Emerging donors	2.9%	3.4%
UN agencies	6.6%	3.4%
Regional organizations (e.g., CEDEAO, UEMOA, BOAD)	16.8%	10.3%
Other*	0.7%	10.3%
Don't know	0.7%	0.0%

\*Significantly different between locations

To what extent do you agree with the following statements about the World Bank Group's work in Guinea-Bissau?

(1-Strongly disagree, 10-Strongly agree)

	Bissau			Other		
	N	Mean	SD	N	Mean	SD
Overall the World Bank Group currently plays a relevant role in development in Guinea-Bissau	119	7.39	2.67	25	7.16	2.98
The World Bank Group's work is aligned with what I consider the development priorities for Guinea-Bissau	99	6.89	2.42	22	6.64	2.87
The World Bank Group supports programs and strategies that are realistic for Guinea-Bissau	108	6.83	2.49	19	6.58	2.93
The World Bank Group treats clients and stakeholders in Guinea-Bissau with respect	86	7.73	2.50	13	8.54	2.22

**B. Overall Attitudes toward the World Bank Group (continued)**

To what extent is the World Bank Group an effective development partner in Guinea-Bissau, in terms of each of the following? (1-To no degree at all, 10-To a very significant degree)

	Bissau			Other		
	N	Mean	SD	N	Mean	SD
Responsiveness	80	6.91	2.51	23	7.39	3.24
Flexibility (in terms of the institution's products and services)	78	6.41	2.27	16	6.13	3.34
Flexibility (in terms of changing country circumstances)	84	6.24	2.53	15	6.13	3.20
Being inclusive*	79	6.61	2.32	15	4.60	3.36
Openness*	84	7.10	2.19	17	5.00	2.83
Staff accessibility	81	6.48	2.48	17	5.24	3.01
Straightforwardness and honesty	87	7.72	2.09	20	8.20	2.38
Ease of access to the people at the World Bank Group who are making decisions important to my work	77	6.22	2.75	18	5.28	3.34
Collaboration with civil society	81	7.09	2.55	24	7.13	3.40
Collaboration with the UN	68	8.65	1.44	16	8.50	2.68
Collaboration with the Government	106	8.41	1.91	22	7.55	2.50
Collaboration with other donors and development partners	76	8.21	1.86	11	8.27	1.85
Collaboration with the private sector	94	7.27	2.62	21	7.81	2.46
The speed in which it gets things accomplished on the ground	87	5.53	2.70	17	5.76	3.35
Being a long-term partner	92	8.96	1.55	17	8.76	1.60

\*Significantly different between locations

To be a more effective development partner in Guinea-Bissau, do you believe that the World Bank Group should have... ?  
(Select only ONE response)

Percentage of Respondents	Bissau	Other
More local presence	86.4%	81.5%
The current level of local presence is adequate	10.6%	7.4%
Less local presence	1.5%	11.1%
Don't know	1.5%	0.0%

In the past year, have you seen more, less, or just about the same level of effective collaboration between the UN and the World Bank Group in Guinea-Bissau? (Select only ONE response)

Percentage of Respondents	Bissau	Other
More effective collaboration	14.6%	34.6%
The same level of effective collaboration	16.2%	7.7%
Less effective collaboration	23.1%	26.9%
Don't know	46.2%	30.8%

**B. Overall Attitudes toward the World Bank Group (continued)**

When World Bank Group assisted reform efforts fail or are slow to take place, which THREE of the following would you attribute this to? (Choose no more than THREE)

Percentage of Respondents (Responses Combined)	Bissau	Other
The World Bank Group does not do adequate follow through/follow-up	23.2%	36.7%
There is not an adequate level of citizen/civil society participation	27.5%	26.7%
The World Bank Group is not sensitive enough to political/social realities on the ground	19.6%	26.7%
Lack of/inadequate levels of capacity in Government	29.7%	43.3%
Poor donor coordination	14.5%	6.7%
The World Bank Group works too slowly	29.0%	33.3%
The Government works inefficiently	34.8%	26.7%
Political pressures and obstacles	18.8%	16.7%
Reforms are not well thought out in light of country challenges	31.2%	33.3%
Ongoing conflict and instability*	60.1%	26.7%
Inadequate funding	8.0%	3.3%
Other*	0.7%	10.0%

\*Significantly different between locations

### C. World Bank Group's Effectiveness and Results

In your opinion, how IMPORTANT is it for the World Bank Group to be involved in the following areas of development in Guinea-Bissau? (1-Not important at all, 10-Very important)

	Bissau			Other		
	N	Mean	SD	N	Mean	SD
Anti corruption	104	8.00	2.76	21	7.76	2.84
Information and communications technology	98	7.98	2.22	20	8.40	2.19
Transport	106	8.48	2.18	20	7.80	3.16
Crime and violence	93	6.53	2.90	16	7.06	2.24
Regional conflict and tensions	89	5.69	2.76	14	4.14	2.57
Law and justice	98	8.00	2.34	18	7.72	2.61
Urban development	95	7.94	2.06	18	8.94	1.47
Environmental sustainability	91	8.08	2.03	21	8.67	1.53
Regulatory framework	82	7.20	2.37	13	6.54	2.57
Communicable/non-communicable diseases	91	7.76	2.14	19	8.79	1.58
Poverty reduction	108	9.15	1.55	24	9.17	1.27
Gender equity	99	7.66	2.55	20	7.55	2.31
Domestic private sector development	111	8.65	2.01	21	9.38	1.36
Foreign direct investment	85	7.54	2.72	17	8.29	2.71
Local governance and institutions	96	7.58	2.44	15	7.67	2.72
Water and sanitation	102	8.75	1.85	22	8.50	2.15
Trade and exports	93	7.14	2.56	22	7.73	2.73
Economic growth	108	8.49	2.17	17	7.88	2.93
Energy	108	8.94	1.95	20	8.05	2.98
Disaster management	82	6.05	2.68	13	6.31	3.15
Public sector governance/reform	97	8.68	2.17	13	7.54	2.15
Job creation/employment	99	8.04	2.37	19	8.47	2.17
Social cohesion	89	6.79	2.65	16	7.44	3.08
Financial markets	92	7.38	2.33	14	7.86	2.48
Equality of opportunity	90	7.27	2.60	17	7.53	2.53
Health	105	8.95	1.57	23	9.04	1.58
Rural development	100	8.44	1.99	21	8.95	2.06
Global/regional integration	84	7.32	2.46	18	7.94	2.13
Food security	97	8.26	2.18	20	8.20	2.44
Education	112	9.12	1.67	25	9.48	1.42
Security/stabilization/reconstruction	90	7.78	2.28	17	7.71	2.54
Social protection	88	7.20	2.35	16	8.06	2.59
Climate change	91	7.32	2.27	16	7.44	3.05
Agricultural development	101	8.95	1.65	22	9.00	2.20
Natural resource management	101	8.11	2.49	19	8.11	3.25

**C. World Bank Group's Effectiveness and Results (continued)**

**How EFFECTIVE do you believe the World Bank Group is in terms of the work it does in the following areas of development in Guinea-Bissau?** (1-Not effective at all, 10-Very effective)

	Bissau			Other		
	N	Mean	SD	N	Mean	SD
Anti corruption	64	4.86	2.76	13	4.38	3.31
Information and communications technology	59	6.24	2.69	14	5.50	3.78
Transport	66	6.17	2.45	16	5.94	3.13
Crime and violence*	51	5.16	2.74	13	3.15	1.68
Regional conflict and tensions	50	5.22	2.91	13	4.46	2.99
Law and justice	61	5.49	2.75	14	5.07	2.43
Urban development	57	6.07	2.52	15	6.00	3.07
Environmental sustainability	57	6.53	2.31	12	5.75	3.11
Regulatory framework	54	5.72	2.44	14	4.43	2.10
Communicable/non-communicable diseases	63	7.02	2.14	17	7.06	2.84
Poverty reduction	78	7.24	2.35	22	6.45	2.67
Gender equity*	64	6.33	2.54	15	4.80	3.14
Domestic private sector development	78	6.65	2.65	17	8.00	2.52
Foreign direct investment	50	5.64	2.70	12	4.50	2.81
Local governance and institutions	63	5.92	2.67	14	5.57	3.48
Water and sanitation	72	6.54	2.40	20	6.85	2.80
Trade and exports	59	6.12	2.49	14	5.86	2.82
Economic growth	76	6.57	2.52	15	6.73	2.99
Energy	86	6.80	2.73	17	7.12	3.00
Disaster management	47	5.09	2.61	11	4.36	3.07
Public sector governance/reform	74	6.61	2.66	14	5.29	2.97
Job creation/employment	61	5.56	2.82	18	6.11	3.60
Social cohesion	58	5.34	2.89	14	5.86	2.38
Financial markets	55	6.15	2.80	13	6.85	1.99
Equality of opportunity	57	5.67	2.86	15	5.07	2.79
Health	83	7.17	2.38	20	7.25	2.79
Rural development	69	6.90	2.61	16	5.69	2.89
Global/regional integration	55	6.13	2.59	13	4.62	2.66
Food security	67	6.78	2.28	19	6.47	3.03
Education	92	7.30	2.45	20	8.25	2.07
Security/stabilization/reconstruction	62	6.10	2.60	12	6.58	3.48
Social protection	55	5.13	2.65	12	5.92	3.06
Climate change	56	5.96	2.41	11	5.36	2.73
Agricultural development	70	6.86	2.53	20	6.30	3.21
Natural resource management	57	5.53	2.99	13	5.08	3.33

\*Significantly different between locations

**Where are the World Bank Group's decisions made primarily that support the program in Guinea-Bissau? (Select only ONE response)**

Percentage of Respondents	Bissau	Other
At the Headquarters (in Washington D.C.)	66.2%	56.7%
In the country	5.1%	0.0%
Don't know	28.7%	43.3%

**C. World Bank Group's Effectiveness and Results (continued)**

	Bissau			Other		
	N	Mean	SD	N	Mean	SD
To what extent does the World Bank Group's work help to achieve development results in Guinea-Bissau?	131	7.31	2.49	26	7.31	2.33
To what extent does the World Bank Group help to build/strengthen existing country systems in Guinea-Bissau?	123	7.31	2.57	26	6.81	3.07

(1-To no degree at all, 10-To a very significant degree)

**To what extent do you agree with the following statements about the World Bank Group in Guinea-Bissau?**

(1-Strongly disagree, 10-Strongly agree)

	Bissau			Other		
	N	Mean	SD	N	Mean	SD
The World Bank Group's financial instruments meet the needs of Guinea-Bissau	114	5.60	2.64	22	5.82	2.87
The World Bank Group meets Guinea-Bissau's needs for knowledge services	113	5.76	2.69	23	6.52	2.84

	Bissau			Other		
	N	Mean	SD	N	Mean	SD
To what extent do you believe the World Bank Group measures and corrects its work in real time in Guinea-Bissau?	84	6.68	2.41	19	6.47	2.86

(1-To no degree at all, 10-To a very significant degree)

**D. The World Bank Group's Knowledge Work and Activities****How frequently do you consult World Bank Group's knowledge work and activities in the work you do?**

Percentage of Respondents	Bissau	Other
Weekly	6.1%	6.9%
Monthly	18.9%	17.2%
A few times a year	50.0%	31.0%
Rarely	17.4%	31.0%
Never	7.6%	13.8%

**In Guinea-Bissau, to what extent do you believe that the World Bank Group's knowledge work and activities:**

(1-To no degree at all, 10-To a very significant degree)

	Bissau			Other		
	N	Mean	SD	N	Mean	SD
Are timely	85	5.95	2.42	17	5.35	3.02
Include appropriate level of stakeholder involvement during preparation	80	6.43	2.18	17	5.24	2.66
Are relevant to Guinea-Bissau's development priorities	104	7.21	2.47	21	7.57	2.31
Lead to practical solutions	91	6.44	2.45	17	6.59	2.53
Are accessible (well written and easy to understand)	95	6.54	2.40	17	6.65	2.94
Are source of relevant information on global good practices	95	7.68	2.01	20	7.15	2.74
Enhance your knowledge and/or skills	96	7.36	2.36	19	7.32	2.58
Are adequately disseminated	88	5.66	2.43	18	5.06	3.06
Are translated enough into local language	94	5.26	2.75	18	4.78	3.62
Are adaptable to Guinea-Bissau's specific development challenges and country circumstances	102	6.35	2.62	23	6.74	2.80

**D. The World Bank Group's Knowledge Work and Activities (continued)**

	Bissau			Other		
	N	Mean	SD	N	Mean	SD
Overall, how significant a contribution do you believe the World Bank Group's knowledge work and activities make to development results in your country?	122	7.48	2.47	26	7.54	2.50
Overall, how would you rate the technical quality of the World Bank Group's knowledge work and activities?	120	7.49	2.41	26	7.27	2.52

(1-Not significant at all, 10-Very significant; 1-Very low technical quality, 10-Very high technical quality)

**E. Working with the World Bank Group**

To what extent does each of the following aspects of the World Bank Group's technical assistance/advisory work contribute to solving Guinea-Bissau's development challenges? (1-To no degree at all, 10-To a very significant degree)

	Bissau			Other		
	N	Mean	SD	N	Mean	SD
Conceptualization	106	7.29	2.14	23	7.13	2.69
Design	104	7.30	2.09	25	7.56	2.38
Implementation	114	7.40	2.33	20	7.80	2.69
Evaluation*	104	7.45	2.08	22	8.50	2.24

\*Significantly different between locations

To what extent do you agree/disagree with the following statements? (1-Strongly disagree, 10-Strongly agree)

	Bissau			Other		
	N	Mean	SD	N	Mean	SD
The World Bank Group disburses funds promptly	113	5.92	2.95	17	5.06	3.61
The World Bank Group effectively monitors and evaluates the projects and programs it supports	115	5.43	3.17	23	6.35	2.82
The World Bank Group's approvals and reviews are done in a timely fashion	105	5.71	2.73	19	6.00	3.38
The World Bank Group's "Safeguard Policy" requirements are reasonable	81	5.19	2.68	19	5.84	2.95
The World Bank Group's conditions on its lending are reasonable	86	5.20	2.62	17	5.53	3.39
The World Bank Group takes decisions quickly in Guinea-Bissau	94	5.89	2.67	17	6.24	3.51
Working with the World Bank Group increases Guinea-Bissau's institutional capacity	116	5.34	3.24	26	4.85	3.22
The World Bank Group ensures consistency and continuity through staff changes	82	5.10	2.68	20	5.50	3.25
Where country systems are adequate, the World Bank Group makes appropriate use of them	88	4.84	2.85	17	5.35	2.45
The World Bank Group provides effective implementation support	109	5.25	2.98	22	6.45	3.10

Which of the following best describes the way the World Bank Group operates in Guinea-Bissau? (Select only ONE response)

Percentage of Respondents	Bissau	Other
The World Bank Group takes too much risk in Guinea-Bissau	11.0%	6.7%
The World Bank Group does not take enough risk in Guinea-Bissau	26.0%	40.0%
The World Bank Group's approach to risk is appropriate	32.0%	20.0%
Don't know	31.0%	33.3%

	Bissau			Other		
	N	Mean	SD	N	Mean	SD
To what extent do you believe the World Bank Group is adequately staffed in Guinea-Bissau?	86	4.64	2.99	21	4.81	3.47

(1-To no degree at all, 10-To a very significant degree)

### F. The Future Role of the World Bank Group in Guinea-Bissau

Which of the following **SHOULD** the World Bank Group do to make itself of greater value in Guinea-Bissau?  
(Choose no more than TWO)

Percentage of Respondents (Responses Combined)	Bissau	Other
Provide more adequate data/knowledge/statistics/figures on Guinea-Bissau's economy	20.0%	13.3%
Collaborate more effectively with Government clients*	23.7%	6.7%
Offer more innovative financial products	16.3%	6.7%
Improve the competitiveness of its financing compared to markets	16.3%	13.3%
Reach out more to groups outside of Government	20.7%	26.7%
Improve the quality of its experts as related to Guinea-Bissau's specific challenges*	17.0%	36.7%
Offer more innovative knowledge services*	7.4%	20.0%
Ensure greater selectivity in its work	1.5%	3.3%
Increase the level of capacity development in the country	20.0%	33.3%
Reduce the complexity of obtaining World Bank Group financing*	27.4%	6.7%
Work faster	12.6%	6.7%
Increase the level of World Bank Group staffing in Guinea-Bissau's office	14.8%	10.0%
Other*	0.7%	13.3%

\*Significantly different between locations

When considering the combination of services that the World Bank Group offers in Guinea-Bissau, and taking into account its limited level of resources, which **ONE** of the following do you believe the World Bank Group should offer more of in Guinea-Bissau? (Select only ONE response)\*

Percentage of Respondents	Bissau	Other
Financial services	46.3%	51.9%
Knowledge products	23.6%	37.0%
Convening services	0.0%	3.7%
None of the above	0.8%	0.0%
The combination is appropriate for Guinea-Bissau	25.2%	0.0%
Don't know	4.1%	7.4%

\*Significantly different between locations

Which **THREE** areas below would benefit most from the World Bank Group playing a leading role among international partners in Guinea-Bissau? (Choose no more than THREE)

Percentage of Respondents (Responses Combined)	Bissau	Other
Social safety nets	20.3%	30.8%
Public financial management*	71.9%	38.5%
Reducing violence	3.1%	7.7%
Access to justice systems	19.5%	26.9%
Security mechanisms	1.6%	7.7%
Conflict resolution mechanisms	3.9%	7.7%
Access to basic services	39.1%	38.5%
Capacity of state institutions*	46.1%	23.1%
Jobs	23.4%	38.5%
Improving livelihoods	34.4%	19.2%
Social cohesion	5.5%	11.5%
Stimulating dialogue to promote peace and stability	27.3%	38.5%

\*Significantly different between locations

**F. The Future Role of the World Bank Group in Guinea-Bissau (continued)**

Which THREE areas below would benefit most from other donors in Guinea-Bissau? (Choose no more than THREE)

Percentage of Respondents (Responses Combined)	Bissau	Other
Social safety nets	31.6%	20.8%
Public financial management	15.8%	25.0%
Reducing violence	26.3%	33.3%
Access to justice systems	31.6%	20.8%
Security mechanisms	26.3%	20.8%
Conflict resolution mechanisms	21.1%	25.0%
Access to basic services	20.2%	12.5%
Capacity of state institutions	14.9%	25.0%
Jobs	21.9%	29.2%
Improving livelihoods	20.2%	16.7%
Social cohesion	18.4%	12.5%
Stimulating dialogue to promote peace and stability	45.6%	37.5%

What should the World Bank Group do to improve collaboration with the UN in the field? (Choose no more than THREE)

Percentage of Respondents (Responses Combined)	Bissau	Other
Share more information about the World Bank Group's activities, products, and knowledge	53.2%	61.5%
Collaborate on analysis, assessments and planning, including on rapid assessments on emerging crisis and changing circumstances when both institutions are engaged	61.1%	46.2%
Develop joint or complementary projects with the UN, leveraging each organization's comparative advantages	75.4%	65.4%
Develop guidelines, framework and tools to facilitate operational cooperation and cross-financing	42.1%	34.6%
Organize more joint meetings and missions with the UN	36.5%	42.3%
Involve UN experts to a greater degree in World Bank Group activities	21.4%	11.5%
Other*	1.6%	11.5%

\*Significantly different between locations

**G. Communication and Information Sharing**

How do you get most of your information about economic and social development issues in Guinea-Bissau?

(Choose no more than TWO)

Percentage of Respondents (Responses Combined)	Bissau	Other
Local newspapers	35.2%	51.7%
International newspapers*	32.0%	6.9%
Local radio*	28.9%	48.3%
International radio	11.7%	10.3%
Local television	8.6%	20.7%
International television	7.0%	0.0%
Periodicals	7.0%	3.4%
Internet*	53.1%	27.6%
Social media (e.g., Facebook, Twitter, Youtube, Flickr)	2.3%	3.4%
Blogs	7.0%	13.8%
Mobile phones	3.9%	0.0%
Instant messaging	2.3%	0.0%
Other*	4.7%	17.2%

\*Significantly different between locations

**G. Communication and Information Sharing (continued)****How would you prefer to receive information from the World Bank Group? (Choose no more than TWO)**

Percentage of Respondents (Responses Combined)	Bissau	Other
Blogs*	1.6%	14.8%
Direct contact with World Bank Group	43.5%	40.7%
e-Newsletters	24.2%	22.2%
Instant messaging	4.8%	3.7%
World Bank Group's seminars/workshops/conferences*	46.8%	14.8%
World Bank Group's publications and other written materials*	37.9%	14.8%
Mobile phones*	4.0%	29.6%
Social media (e.g., Facebook, Twitter, Youtube, Flickr)	7.3%	7.4%
World Bank Group's website	24.2%	29.6%
Other*	2.4%	14.8%

*\*Significantly different between locations***Are you aware of the World Bank Group's Access to Information Policy under which the WBG will now disclose any information in its possession that is not on a list of exceptions?**

Percentage of Respondents	Bissau	Other
Yes	18.5%	20.0%
No	81.5%	80.0%

**Have you requested information from the World Bank Group on its activities in the past year?**

Percentage of Respondents	Bissau	Other
Yes	10.3%	22.2%
No	89.7%	77.8%

**Were you able to obtain this information?**

Percentage of Respondents	Bissau	Other
Yes	92.3%	75.0%
No	7.7%	25.0%

**Do you have access to the Internet?\***

Percentage of Respondents	Bissau	Other
Yes	90.4%	56.0%
No	9.6%	44.0%

*\*Significantly different between locations***Do you use/have you used the World Bank Group website?**

Percentage of Respondents	Bissau	Other
Yes	45.7%	28.0%
No	54.3%	72.0%

**Which do you primarily use?**

Percentage of Respondents	Bissau	Other
The World Bank Group's country website	43.2%	40.0%
The World Bank Group's main website	56.8%	60.0%

**Which Internet connection do you use primarily when visiting a World Bank Group website?**

Percentage of Respondents	Bissau	Other
High speed	63.6%	65.0%
Dial-up	36.4%	35.0%

**G. Communication and Information Sharing (continued)**

Please rate how much you agree with the following statements. (1-Strongly disagree, 10-Strongly agree)

	Bissau			Other		
	N	Mean	SD	N	Mean	SD
I use/consult World Bank Group's data more often than I did a few years ago	102	5.49	3.01	22	4.59	3.08
I find the World Bank Group's websites easy to navigate	85	6.22	2.65	19	5.11	3.74
I find the information on the World Bank Group's websites useful*	85	7.27	2.58	20	5.75	3.43
The World Bank Group's social media channels are valuable sources of information about the institution*	65	7.58	2.82	19	4.11	3.67
When I need information from the World Bank Group I know how to find it	88	7.09	2.72	19	6.79	3.29
The World Bank Group is responsive to my information requests and inquiries	73	6.29	3.14	20	6.40	3.17

\*Significantly different between locations

**H. Background Information**

Currently, do you professionally collaborate/work with the World Bank Group in your country?

Percentage of Respondents	Bissau	Other
Yes	44.1%	50.0%
No	55.9%	50.0%

Which of the following agencies of the World Bank Group do you primarily engage with in Guinea-Bissau? (Select only ONE response)\*

Percentage of Respondents	Bissau	Other
The World Bank (IDA)	78.6%	51.9%
The International Finance Corporation (IFC)	8.7%	18.5%
The Multilateral Investment Guarantee Agency (MIGA)	4.9%	11.1%
Other	7.8%	18.5%

\*Significantly different between locations

Do your projects involve both the World Bank and the IFC?\*

Percentage of Respondents	Bissau	Other
Yes	25.6%	52.4%
No	74.4%	47.6%

\*Significantly different between locations

If yes, what was your view on the two institutions working together in Guinea-Bissau? (Select only ONE response)

Percentage of Respondents	Bissau	Other
Working well together	37.0%	20.0%
Collaborating but needs improvement	51.9%	53.3%
In conflict	0.0%	6.7%
Other	3.7%	13.3%
Don't know	7.4%	6.7%

Which of the following describes most of your exposure to the World Bank Group in Guinea-Bissau? (Choose no more than TWO)

Percentage of Respondents (Responses Combined)	Bissau	Other
Observer (i.e., follow in media, discuss in informal conversations, etc.)	32.5%	52.4%
Use World Bank Group reports/data	26.5%	23.8%
Engage in World Bank Group related/sponsored events/activities	35.0%	42.9%
Collaborate as part of my professional duties	41.0%	33.3%
Use World Bank Group website for information, data, research, etc.	24.8%	19.0%

\*Significantly different between locations

## Appendix D: Responses to All Questions by Levels of Collaboration

**Stakeholders who professionally collaborate/work with the World Bank Group N=77 ●**

**Stakeholders who do NOT professionally collaborate/work with the World Bank Group N=92**

### A. General Issues facing Guinea-Bissau

In general would you say that Guinea-Bissau is headed in ...?

Percentage of Respondents	Collaborators	Non-collaborators
The right direction	57.9%	59.0%
The wrong direction	19.3%	10.3%
Not sure	22.8%	30.8%

Listed below are a number of development priorities in Guinea-Bissau. Please identify which of the following you consider the most important development priorities in Guinea-Bissau? (Choose no more than THREE)

Percentage of Respondents (Responses Combined)	Collaborators	Non-collaborators
Social protection	4.1%	3.5%
Transport	5.4%	12.9%
Security/stabilization/reconstruction	32.4%	40.0%
Public sector governance/reform	23.0%	23.5%
Global/regional integration	0.0%	0.0%
Gender equity	1.4%	2.4%
Domestic private sector development	12.2%	14.1%
Foreign direct investment	2.7%	1.2%
Water and sanitation	8.1%	3.5%
Energy	41.9%	37.6%
Regional conflict and tensions	0.0%	1.2%
Job creation/employment	9.5%	9.4%
Rural development	8.1%	7.1%
Financial markets	0.0%	0.0%
Urban development	1.4%	0.0%
Environmental sustainability	1.4%	2.4%
Equality of opportunity	1.4%	1.2%
Health	24.3%	22.4%
Education	67.6%	64.7%
Poverty reduction	8.1%	10.6%
Food security	4.1%	7.1%
Social cohesion	4.1%	1.2%
Climate change	0.0%	0.0%
Agricultural development	10.8%	9.4%
Trade and exports	0.0%	0.0%
Crime and violence	0.0%	0.0%
Economic growth	6.8%	7.1%
Law and justice	12.2%	14.1%
Regulatory framework	0.0%	0.0%
Communicable/non-communicable diseases	0.0%	0.0%
Local governance and institutions	0.0%	2.4%
Natural resource management	4.1%	0.0%
Anti corruption	1.4%	1.2%
Disaster management	0.0%	0.0%
Information and communications technology	1.4%	0.0%

**A. General Issues facing Guinea-Bissau (continued)**

Poverty reduction is a broad term that encompasses work in many different areas. Which THREE areas of development listed below do you believe would contribute most to reducing poverty in Guinea-Bissau? (Choose no more than THREE)

Percentage of Respondents (Responses Combined)	Collaborators	Non-collaborators
Water and sanitation	12.0%	13.2%
Equality of opportunity	5.3%	6.6%
Economic growth	21.3%	27.5%
Climate change	0.0%	0.0%
Regional conflict and tensions	1.3%	0.0%
Global/regional integration	5.3%	2.2%
Gender equity*	0.0%	5.5%
Rural development	16.0%	16.5%
Urban development	5.3%	1.1%
Regulatory framework	0.0%	2.2%
Local governance and institutions	2.7%	3.3%
Social protection	6.7%	7.7%
Law and justice	13.3%	8.8%
Transport	9.3%	7.7%
Crime and violence	0.0%	0.0%
Communicable/non-communicable diseases	1.3%	2.2%
Information and communications technology	5.3%	3.3%
Security/stabilization/reconstruction	13.3%	6.6%
Anti corruption	5.3%	5.5%
Domestic private sector development	24.0%	24.2%
Foreign direct investment	6.7%	6.6%
Energy	17.3%	23.1%
Public sector governance/reform	14.7%	12.1%
Social cohesion	1.3%	4.4%
Education	21.3%	26.4%
Natural resource management	10.7%	8.8%
Environmental sustainability	2.7%	2.2%
Health	13.3%	13.2%
Agricultural development	26.7%	26.4%
Disaster management	0.0%	0.0%
Job creation/employment	21.3%	18.7%
Financial markets	0.0%	1.1%
Trade and exports	5.3%	5.5%
Food security	5.3%	7.7%

\*Significantly different between stakeholders who do and do not collaborate with the World Bank Group professionally

**A. General Issues facing Guinea-Bissau (continued)**

Economic growth can be driven by a number of factors. Which THREE areas below do you believe would contribute most to generating economic growth in Guinea-Bissau? (Choose no more than THREE)

Percentage of Respondents (Responses Combined)	Collaborators	Non-collaborators
Energy	45.5%	42.4%
Gender equity	1.3%	2.2%
Equality of opportunity	2.6%	2.2%
Global/regional integration	1.3%	5.4%
Social protection	0.0%	1.1%
Climate change	2.6%	1.1%
Anti corruption	7.8%	10.9%
Disaster management	1.3%	0.0%
Regional conflict and tensions	0.0%	1.1%
Rural development	9.1%	18.5%
Foreign direct investment	19.5%	16.3%
Urban development	2.6%	1.1%
Water and sanitation	2.6%	5.4%
Trade and exports	16.9%	22.8%
Information and communications technology*	14.3%	3.3%
Regulatory framework	2.6%	0.0%
Communicable/non-communicable diseases	0.0%	0.0%
Social cohesion	1.3%	1.1%
Public sector governance/reform	28.6%	29.3%
Domestic private sector development	20.8%	21.7%
Job creation/employment	7.8%	10.9%
Agricultural development	27.3%	33.7%
Food security	5.2%	2.2%
Transport	10.4%	12.0%
Security/stabilization/reconstruction	5.2%	2.2%
Education	14.3%	16.3%
Natural resource management	19.5%	10.9%
Environmental sustainability	1.3%	0.0%
Health	2.6%	3.3%
Law and justice	13.0%	10.9%
Local governance and institutions	2.6%	0.0%
Crime and violence	1.3%	0.0%
Financial markets	3.9%	8.7%

\*Significantly different between stakeholders who do and do not collaborate with the World Bank Group professionally

When thinking about the idea of “shared prosperity” in your country, which of the following TWO best illustrate how this would be achieved in Guinea-Bissau? (Choose no more than TWO)

Percentage of Respondents (Responses Combined)	Collaborators	Non-collaborators
Better employment opportunities for young people	37.7%	37.7%
Better employment opportunities for women	5.7%	5.8%
Greater access to micro-finance for the poor	17.0%	21.7%
Greater voice and participation for citizens to help ensure greater accountability	13.2%	20.3%
Greater access to health and nutrition for citizens	11.3%	15.9%
Better entrepreneurial opportunities	13.2%	11.6%
A growing middle class	5.7%	2.9%
Better opportunity for the poor who live in rural areas	7.5%	7.2%
Better opportunity for the poor who live in urban areas	1.9%	0.0%
Consistent economic growth	24.5%	20.3%
More reliable social safety net	11.3%	7.2%
Greater equity of fiscal policy	5.7%	4.3%
Education and training that better ensure job opportunity	39.6%	34.8%
Better quality public services	5.7%	11.6%
Other	0.0%	1.4%

**B. Overall Attitudes toward the World Bank Group**

Currently, do you professionally collaborate/work with the World Bank Group in your country?	Yes			No		
	N	Mean	SD	N	Mean	SD
How familiar are you with the work of the World Bank Group in Guinea-Bissau?*	76	6.50	2.47	88	5.69	2.62

(1-Not familiar at all, 10-Extremely familiar)

\*Significantly different between stakeholders who do and do not collaborate with the World Bank Group professionally

Currently, do you professionally collaborate/work with the World Bank Group in your country?	Yes			No		
	N	Mean	SD	N	Mean	SD
Overall, please rate your impression of the World Bank Group's effectiveness in Guinea-Bissau.	74	6.68	2.76	80	6.71	2.74

(1-Not effective at all, 10-Very effective)

Currently, do you professionally collaborate/work with the World Bank Group in your country?	Yes			No		
	N	Mean	SD	N	Mean	SD
To what extent do you believe the World Bank Group's staff is well prepared to help Guinea-Bissau solve its most complicated development challenges?	66	7.53	2.16	69	7.78	2.50

(1-To no degree at all, 10-To a very significant degree)

When thinking about how the World Bank Group can have the most impact on development results in Guinea-Bissau, in which sectoral areas do you believe the World Bank Group should focus most of its resources (financial and knowledge services) in Guinea-Bissau? (Choose no more than THREE)

Percentage of Respondents (Responses Combined)	Collaborators	Non-collaborators
Social protection	0.0%	4.4%
Security/stabilization/reconstruction	17.1%	12.2%
Public sector governance/reform	22.4%	21.1%
Transport	11.8%	17.8%
Poverty reduction	19.7%	25.6%
Global/regional integration	0.0%	0.0%
Gender equity	0.0%	0.0%
Crime and violence	0.0%	1.1%
Rural development	3.9%	8.9%
Domestic private sector development	13.2%	15.6%
Foreign direct investment	3.9%	0.0%
Water and sanitation	7.9%	6.7%
Energy	38.2%	33.3%
Social cohesion	1.3%	1.1%
Job creation/employment	15.8%	14.4%
Financial markets	1.3%	1.1%
Urban development	0.0%	0.0%
Environmental sustainability	0.0%	2.2%
Equality of opportunity	1.3%	1.1%
Regional conflict and tensions	0.0%	0.0%
Health	32.9%	32.2%
Education	56.6%	60.0%
Food security	7.9%	7.8%
Climate change	0.0%	1.1%
Agricultural development	11.8%	15.6%
Trade and exports	0.0%	3.3%
Economic growth	6.6%	1.1%
Law and justice	6.6%	3.3%
Local governance and institutions	5.3%	1.1%
Regulatory framework	0.0%	0.0%
Communicable/non-communicable diseases	0.0%	1.1%
Natural resource management	2.6%	3.3%
Information and communications technology	1.3%	2.2%
Anti corruption	2.6%	0.0%
Disaster management	0.0%	0.0%

**B. Overall Attitudes toward the World Bank Group (continued)**

When thinking about the World Bank Group's role, which activity do you believe is of greatest VALUE and which activity is of second greatest value in Guinea-Bissau?

<b>Greatest Value</b>		
Percentage of Respondents	Collaborators	Non-collaborators
Convening/facilitating	0.0%	2.5%
Data	1.8%	2.5%
Policy advice, studies, analyses	8.8%	10.1%
Financial resources	22.8%	22.8%
Capacity development	24.6%	17.7%
Technical assistance	8.8%	19.0%
Mobilizing third party financial resources	26.3%	19.0%
Donor coordination	0.0%	0.0%
Linkage to non-Bank expertise (e.g., South-South knowledge sharing)	3.5%	2.5%
Strategy formulation (e.g., PRSP assistance)	12.3%	5.1%
Other	0.0%	0.0%

<b>2<sup>nd</sup> Greatest Value</b>		
Percentage of Respondents	Collaborators	Non-collaborators
Convening/facilitating	1.9%	0.0%
Data	1.9%	1.3%
Policy advice, studies, analyses	9.4%	15.0%
Financial resources	15.1%	7.5%
Capacity development	15.1%	23.8%
Technical assistance*	26.4%	8.8%
Mobilizing third party financial resources*	11.3%	28.8%
Donor coordination	3.8%	2.5%
Linkage to non-Bank expertise (e.g., South-South knowledge sharing)	3.8%	1.3%
Strategy formulation (e.g., PRSP assistance)	11.3%	11.3%
Other	0.0%	0.0%

\*Significantly different between stakeholders who do and do not collaborate with the World Bank Group professionally

How effectively do the World Bank Group's activities below support Guinea-Bissau's efforts to achieve development results?  
(1-Not effective at all, 10-Very effective)

Currently, do you professionally collaborate/work with the World Bank Group in your country?	Yes			No		
	N	Mean	SD	N	Mean	SD
Convening/facilitating	33	5.61	2.85	41	6.00	2.29
Data	37	6.11	2.51	42	6.95	2.17
Policy advice, studies, analyses	53	7.17	2.19	60	7.30	2.55
Financial resources	55	7.85	2.19	59	8.08	1.92
Technical assistance	60	7.43	2.56	58	7.55	2.19
Mobilizing third party financial resources	52	7.23	2.47	54	7.59	2.05
Donor coordination	42	6.79	2.61	51	6.80	2.73
Linkage to non-Bank expertise (i.e., South-South knowledge sharing)	37	6.68	2.32	45	6.78	2.97
Strategy formulation (e.g., PRSP assistance)	57	7.98	2.10	59	8.02	2.19

**B. Overall Attitudes toward the World Bank Group (continued)**

The World Bank Group can provide capacity building support in a number of ways in Guinea-Bissau. To which degree would Guinea-Bissau benefit, if capacity building were to support...? (1-To no degree at all, 10-To a very significant degree)

Currently, do you professionally collaborate/work with the World Bank Group in your country?	Yes			No		
	N	Mean	SD	N	Mean	SD
Groups outside of government to help them more effectively engage and participate in development efforts	69	8.43	2.11	74	8.19	2.24
The public sector, related to implementation of specific development projects on the ground	62	8.32	2.16	75	8.24	2.07
The public sector, related to changing institutions	52	7.73	2.37	61	7.92	1.90
The private sector, related to institutional and policy change	54	8.69	1.62	70	8.53	1.70

How EFFECTIVE do you believe the World Bank Group is in terms of the capacity building work it does in each of the following areas in Guinea-Bissau? (1-Not effective at all, 10-Very effective)

Currently, do you professionally collaborate/work with the World Bank Group in your country?	Yes			No		
	N	Mean	SD	N	Mean	SD
Project implementation	57	7.75	2.37	53	7.94	1.94
Citizen engagement	41	6.66	2.60	46	7.41	2.47
Policy design	47	7.64	2.34	52	8.08	2.25

When thinking about how to improve capacity building in Guinea-Bissau to help ensure better development results, looking forward, how IMPORTANT is it for the World Bank Group to be involved in the following aspects of capacity building? (1-Not important at all, 10-Very important)

Currently, do you professionally collaborate/work with the World Bank Group in your country?	Yes			No		
	N	Mean	SD	N	Mean	SD
Project implementation	57	8.44	1.82	64	8.53	1.98
Citizen engagement	49	7.61	2.52	56	8.25	2.23
Policy design	57	8.40	2.18	66	8.39	2.19

Which of the following do you identify as the World Bank Group's greatest WEAKNESSES in its work in Guinea-Bissau? (Choose no more than TWO)

Percentage of Respondents (Responses Combined)	Collaborators	Non-collaborators
Staff too inaccessible	5.3%	8.0%
Not exploring alternative policy options	5.3%	6.9%
Not adequately sensitive to political/social realities in Guinea-Bissau*	8.0%	19.5%
Not enough public disclosure of its work	28.0%	21.8%
Arrogant in its approach	0.0%	2.3%
Not aligned with country priorities	8.0%	9.2%
The credibility of its knowledge/data	1.3%	1.1%
World Bank Group's processes too complex	24.0%	18.4%
Not willing to honestly criticize policies and reform efforts in the country*	10.7%	2.3%
Too influenced by developed countries*	2.7%	12.6%
Imposing technocratic solutions without regard to political realities	16.0%	13.8%
World Bank Group's processes too slow	16.0%	19.5%
Too bureaucratic in its operational policies and procedures	26.7%	14.9%
Not aligned with other donors' work	1.3%	0.0%
Not collaborating enough with non-state actors	12.0%	5.7%
Not client focused	2.7%	2.3%
Its advice and strategies do not lend themselves to practical problem solving*	9.3%	1.1%
Not focused enough on issues that are unique to post-conflict countries	8.0%	6.9%
Inadequate number of World Bank Group staff members located in the country	10.7%	4.6%
Other*	5.3%	0.0%
Don't know*	0.0%	13.8%

\*Significantly different between stakeholders who do and do not collaborate with the World Bank Group professionally

**B. Overall Attitudes toward the World Bank Group (continued)**

Which World Bank Group's instruments do you believe are the MOST effective in reducing poverty in Guinea-Bissau?  
(Choose no more than TWO)

Percentage of Respondents (Responses Combined)	Collaborators	Non-collaborators
Capacity development	61.1%	55.2%
Policy based lending/budget support to the Government	30.6%	29.9%
Knowledge products/services	9.7%	3.4%
Investment lending*	26.4%	42.5%
Technical assistance	22.2%	25.3%
Trust Fund management	4.2%	5.7%
Co-financing arrangements (i.e., with other donors)	11.1%	16.1%
Sector-wide approaches	11.1%	5.7%
Emergency Recovery lending	12.5%	8.0%
Other	2.8%	1.1%
Don't know	2.8%	1.1%

\*Significantly different between stakeholders who do and do not collaborate with the World Bank Group professionally

In addition to the regular relations with the national government as its main interlocutor, which TWO of the following groups should the World Bank Group collaborate with more in your country to ensure better development results there? (Choose no more than TWO)

Percentage of Respondents (Responses Combined)	Collaborators	Non-collaborators
Academia/think tanks/research institutes*	16.2%	31.1%
Donor community	12.2%	7.8%
Media	4.1%	10.0%
NGOs	31.1%	44.4%
Local Government	28.4%	16.7%
Private sector	29.7%	35.6%
Parliament	0.0%	3.3%
Community Based Organizations (CBOs)	21.6%	20.0%
Beneficiaries	10.8%	3.3%
Foundations	2.7%	1.1%
Faith based organizations	5.4%	3.3%
UN and regional peace keeping forces	2.7%	2.2%
Emerging donors	1.4%	4.4%
UN agencies	9.5%	3.3%
Regional organizations (e.g., CEDEAO, UEMOA, BOAD)	20.3%	11.1%
Other	0.0%	1.1%
Don't know	0.0%	0.0%

\*Significantly different between stakeholders who do and do not collaborate with the World Bank Group professionally

To what extent do you agree with the following statements about the World Bank Group's work in Guinea-Bissau?

(1-Strongly disagree, 10-Strongly agree)

Currently, do you professionally collaborate/work with the World Bank Group in your country?	Yes			No		
	N	Mean	SD	N	Mean	SD
Overall the World Bank Group currently plays a relevant role in development in Guinea-Bissau*	66	7.95	2.32	75	7.00	2.94
The World Bank Group's work is aligned with what I consider the development priorities for Guinea-Bissau	51	6.92	2.39	67	6.85	2.62
The World Bank Group supports programs and strategies that are realistic for Guinea-Bissau	58	6.97	2.53	65	6.75	2.59
The World Bank Group treats clients and stakeholders in Guinea-Bissau with respect	48	8.08	2.11	51	7.53	2.78

\*Significantly different between stakeholders who do and do not collaborate with the World Bank Group professionally

**B. Overall Attitudes toward the World Bank Group (continued)**

To what extent is the World Bank Group an effective development partner in Guinea-Bissau, in terms of each of the following?

(1-To no degree at all, 10-To a very significant degree)

Currently, do you professionally collaborate/work with the World Bank Group in your country?	Yes			No		
	N	Mean	SD	N	Mean	SD
Responsiveness	45	7.09	2.34	55	6.80	2.96
Flexibility (in terms of the institution's products and services)	41	5.98	2.16	53	6.49	2.69
Flexibility (in terms of changing country circumstances)	42	5.93	2.34	56	6.30	2.85
Being inclusive	39	6.31	2.26	53	6.23	2.86
Openness	44	6.82	2.27	56	6.68	2.58
Staff accessibility	43	6.79	2.48	56	5.91	2.66
Straightforwardness and honesty	50	7.88	2.34	56	7.80	1.99
Ease of access to the people at the World Bank Group who are making decisions important to my work	44	6.07	2.94	49	5.94	2.85
Collaboration with civil society	46	7.11	2.65	60	7.15	2.82
Collaboration with the UN	37	8.68	1.45	47	8.60	1.94
Collaboration with the Government	60	8.55	1.77	69	8.16	2.17
Collaboration with other donors and development partners	42	8.17	1.87	45	8.33	1.85
Collaboration with the private sector	52	7.77	2.41	60	7.07	2.72
The speed in which it gets things accomplished on the ground	46	5.76	2.46	57	5.30	3.07
Being a long-term partner	47	9.21	1.18	60	8.73	1.78

To be a more effective development partner in Guinea-Bissau, do you believe that the World Bank Group should have... ?  
(Select only ONE response)

Percentage of Respondents	Collaborators	Non-collaborators
More local presence	87.3%	82.8%
The current level of local presence is adequate	7.0%	12.6%
Less local presence	5.6%	1.1%
Don't know	0.0%	3.4%

In the past year, have you seen more, less, or just about the same level of effective collaboration between the UN and the World Bank Group in Guinea-Bissau? (Select only ONE response)\*

Percentage of Respondents	Collaborators	Non-collaborators
More effective collaboration	17.9%	19.5%
The same level of effective collaboration	22.4%	10.3%
Less effective collaboration	29.9%	19.5%
Don't know	29.9%	50.6%

\*Significantly different between stakeholders who do and do not collaborate with the World Bank Group professionally

**B. Overall Attitudes toward the World Bank Group (continued)**

When World Bank Group assisted reform efforts fail or are slow to take place, which THREE of the following would you attribute this to? (Choose no more than THREE)

Percentage of Respondents (Responses Combined)	Collaborators	Non-collaborators
The World Bank Group does not do adequate follow through/follow-up	27.3%	23.1%
There is not an adequate level of citizen/civil society participation	29.9%	27.5%
The World Bank Group is not sensitive enough to political/social realities on the ground	19.5%	20.9%
Lack of/inadequate levels of capacity in Government	36.4%	28.6%
Poor donor coordination	9.1%	16.5%
The World Bank Group works too slowly	28.6%	34.1%
The Government works inefficiently	32.5%	36.3%
Political pressures and obstacles	23.4%	13.2%
Reforms are not well thought out in light of country challenges	28.6%	34.1%
Ongoing conflict and instability	48.1%	58.2%
Inadequate funding*	11.7%	3.3%
Other	1.3%	0.0%

\*Significantly different between stakeholders who do and do not collaborate with the World Bank Group professionally

### C. World Bank Group's Effectiveness and Results

In your opinion, how IMPORTANT is it for the World Bank Group to be involved in the following areas of development in Guinea-Bissau? (1-Not important at all, 10-Very important)

Currently, do you professionally collaborate/work with the World Bank Group in your country?	Yes			No		
	N	Mean	SD	N	Mean	SD
Anti corruption	49	7.57	3.03	72	8.22	2.64
Information and communications technology	47	8.13	1.85	69	7.88	2.52
Transport	54	8.39	2.39	72	8.39	2.33
Crime and violence	43	6.56	2.72	64	6.63	2.99
Regional conflict and tensions	39	5.74	2.99	62	5.42	2.67
Law and justice	47	7.91	2.21	68	8.07	2.48
Urban development	49	8.43	1.55	64	7.88	2.26
Environmental sustainability	45	8.29	1.74	65	8.02	2.18
Regulatory framework	38	7.26	2.29	56	6.88	2.54
Communicable/non-communicable diseases	42	8.14	1.56	65	7.80	2.36
Poverty reduction	58	9.28	1.06	72	9.10	1.74
Gender equity	47	7.85	2.08	70	7.44	2.75
Domestic private sector development	55	9.16	1.33	76	8.51	2.21
Foreign direct investment	38	8.00	2.18	62	7.56	2.93
Local governance and institutions	42	7.95	1.87	67	7.51	2.67
Water and sanitation	50	8.88	1.39	69	8.70	2.10
Trade and exports	45	7.11	2.30	67	7.21	2.84
Economic growth	49	8.69	1.85	74	8.35	2.40
Energy	55	8.95	2.04	73	8.77	2.23
Disaster management	37	6.22	2.20	56	6.02	3.01
Public sector governance/reform	41	8.76	1.74	68	8.43	2.43
Job creation/employment	47	8.32	2.10	69	8.00	2.52
Social cohesion	42	7.00	2.22	62	6.89	3.07
Financial markets	38	7.00	2.17	66	7.56	2.53
Equality of opportunity	41	7.32	2.22	65	7.18	2.90
Health	53	9.17	1.12	72	8.90	1.74
Rural development	51	8.78	1.51	67	8.28	2.37
Global/regional integration	42	7.45	2.31	57	7.19	2.61
Food security	48	8.44	1.76	68	8.03	2.57
Education	60	9.15	1.83	75	9.32	1.32
Security/stabilization/reconstruction	42	7.64	2.37	63	7.76	2.39
Social protection	39	7.62	1.80	63	7.27	2.70
Climate change	41	7.24	2.29	63	7.43	2.45
Agricultural development	51	9.06	1.64	70	8.87	1.84
Natural resource management	48	8.46	2.32	68	7.78	2.82

### C. World Bank Group's Effectiveness and Results (continued)

How EFFECTIVE do you believe the World Bank Group is in terms of the work it does in the following areas of development in Guinea-Bissau? (1-Not effective at all, 10-Very effective)

Currently, do you professionally collaborate/work with the World Bank Group in your country?	Yes			No		
	N	Mean	SD	N	Mean	SD
Anti corruption	32	4.50	2.49	43	4.95	3.10
Information and communications technology	33	5.45	2.94	42	6.38	3.00
Transport*	38	5.45	2.31	46	6.93	2.74
Crime and violence	28	4.68	2.33	35	5.00	3.10
Regional conflict and tensions	27	4.44	2.29	34	5.32	3.16
Law and justice	35	5.63	2.51	41	5.46	2.92
Urban development	34	5.88	2.46	38	6.26	2.76
Environmental sustainability	33	6.42	2.15	35	6.54	2.68
Regulatory framework	35	5.54	2.34	33	5.58	2.65
Communicable/non-communicable diseases	37	6.84	2.30	42	7.36	2.23
Poverty reduction	49	7.10	2.24	53	7.34	2.59
Gender equity	38	6.21	2.29	42	6.10	3.11
Domestic private sector development	47	7.15	2.57	50	6.78	2.67
Foreign direct investment	27	5.19	2.76	36	5.61	2.75
Local governance and institutions	35	6.49	2.44	43	5.40	2.93
Water and sanitation	44	6.61	2.24	49	6.69	2.65
Trade and exports	35	5.94	2.54	37	6.14	2.50
Economic growth	43	6.56	2.60	50	6.76	2.55
Energy	51	6.96	2.71	54	7.09	2.73
Disaster management	27	5.15	2.52	30	4.87	2.71
Public sector governance/reform	39	6.44	2.68	51	6.49	2.81
Job creation/employment	37	5.32	2.80	42	5.74	3.22
Social cohesion	33	5.42	2.75	40	5.48	2.88
Financial markets	30	6.03	2.71	39	6.54	2.64
Equality of opportunity	33	5.64	2.57	41	5.66	3.05
Health	49	7.16	2.41	56	7.54	2.36
Rural development	43	6.65	2.66	43	6.95	2.57
Global/regional integration	33	6.27	2.58	36	5.67	2.79
Food security	40	6.60	2.35	48	6.71	2.65
Education	54	7.59	2.49	64	7.64	2.30
Security/stabilization/reconstruction	34	6.59	2.88	41	6.00	2.66
Social protection	30	5.90	2.76	38	4.95	2.72
Climate change	31	5.97	2.51	38	5.89	2.47
Agricultural development	45	7.04	2.45	49	6.47	2.89
Natural resource management	33	5.85	3.02	39	5.41	3.18

\*Significantly different between stakeholders who do and do not collaborate with the World Bank Group professionally

Where are the World Bank Group's decisions made primarily that support the program in Guinea-Bissau? (Select only ONE response)

Percentage of Respondents	Collaborators	Non-collaborators
At the Headquarters (in Washington D.C.)	72.0%	59.1%
In the country	5.3%	4.5%
Don't know	22.7%	36.4%

**C. World Bank Group's Effectiveness and Results (continued)**

Currently, do you professionally collaborate/work with the World Bank Group in your country?	Yes			No		
	N	Mean	SD	N	Mean	SD
To what extent does the World Bank Group's work help to achieve development results in Guinea-Bissau?	74	7.64	2.31	82	7.24	2.60
To what extent does the World Bank Group help to build/strengthen existing country systems in Guinea-Bissau?	70	7.46	2.64	79	7.04	2.71

(1-To no degree at all, 10-To a very significant degree)

**To what extent do you agree with the following statements about the World Bank Group in Guinea-Bissau?**

(1-Strongly disagree, 10-Strongly agree)

Currently, do you professionally collaborate/work with the World Bank Group in your country?	Yes			No		
	N	Mean	SD	N	Mean	SD
The World Bank Group's financial instruments meet the needs of Guinea-Bissau	61	5.51	2.54	73	5.75	2.82
The World Bank Group meets Guinea-Bissau's needs for knowledge services*	65	6.45	2.76	70	5.44	2.61

\*Significantly different between stakeholders who do and do not collaborate with the World Bank Group professionally

Currently, do you professionally collaborate/work with the World Bank Group in your country?	Yes			No		
	N	Mean	SD	N	Mean	SD
To what extent do you believe the World Bank Group measures and corrects its work in real time in Guinea-Bissau?	54	6.69	2.38	49	6.49	2.65

(1-To no degree at all, 10-To a very significant degree)

**D. The World Bank Group's Knowledge Work and Activities****How frequently do you consult World Bank Group's knowledge work and activities in the work you do?**

Percentage of Respondents	Collaborators	Non-collaborators
Weekly	8.0%	4.5%
Monthly	24.0%	15.9%
A few times a year	50.7%	45.5%
Rarely	14.7%	19.3%
Never	2.7%	14.8%

**In Guinea-Bissau, to what extent do you believe that the World Bank Group's knowledge work and activities:**

(1-To no degree at all, 10-To a very significant degree)

Currently, do you professionally collaborate/work with the World Bank Group in your country?	Yes			No		
	N	Mean	SD	N	Mean	SD
Are timely	43	6.16	2.31	58	5.52	2.60
Include appropriate level of stakeholder involvement during preparation	45	6.38	2.37	50	6.06	2.28
Are relevant to Guinea-Bissau's development priorities	57	7.61	2.40	71	7.18	2.45
Lead to practical solutions	48	6.21	2.53	61	6.54	2.55
Are accessible (well written and easy to understand)	51	6.88	2.37	63	6.37	2.62
Are source of relevant information on global good practices	54	7.93	2.19	62	7.40	2.13
Enhance your knowledge and/or skills	51	7.63	2.24	68	7.24	2.46
Are adequately disseminated	45	5.71	2.36	62	5.39	2.72
Are translated enough into local language	50	5.52	2.91	65	4.75	2.86
Are adaptable to Guinea-Bissau's specific development challenges and country circumstances	57	6.70	2.47	69	6.22	2.75

**D. The World Bank Group's Knowledge Work and Activities (continued)**

Currently, do you professionally collaborate/work with the World Bank Group in your country?	Yes			No		
	N	Mean	SD	N	Mean	SD
Overall, how significant a contribution do you believe the World Bank Group's knowledge work and activities make to development results in your country?	67	7.39	2.83	80	7.56	2.12
Overall, how would you rate the technical quality of the World Bank Group's knowledge work and activities?	66	7.73	2.41	79	7.18	2.41

(1-Not significant at all, 10-Very significant; 1-Very low technical quality, 10-Very high technical quality)

**E. Working with the World Bank Group**

To what extent does each of the following aspects of the World Bank Group's technical assistance/advisory work contribute to solving Guinea-Bissau's development challenges? (1-To no degree at all, 10-To a very significant degree)

Currently, do you professionally collaborate/work with the World Bank Group in your country?	Yes			No		
	N	Mean	SD	N	Mean	SD
Conceptualization	58	7.36	2.07	73	7.07	2.42
Design	59	7.25	2.20	71	7.21	2.16
Implementation	58	7.36	2.50	76	7.41	2.36
Evaluation	60	7.88	2.01	66	7.38	2.24

To what extent do you agree/disagree with the following statements? (1-Strongly disagree, 10-Strongly agree)

Currently, do you professionally collaborate/work with the World Bank Group in your country?	Yes			No		
	N	Mean	SD	N	Mean	SD
The World Bank Group disburses funds promptly	57	5.88	2.92	74	5.78	3.25
The World Bank Group effectively monitors and evaluates the projects and programs it supports*	67	6.25	3.07	71	4.80	3.17
The World Bank Group's approvals and reviews are done in a timely fashion	57	6.07	2.76	69	5.41	2.87
The World Bank Group's "Safeguard Policy" requirements are reasonable*	46	6.04	2.64	54	4.61	2.66
The World Bank Group's conditions on its lending are reasonable	48	5.31	2.74	56	5.05	2.77
The World Bank Group takes decisions quickly in Guinea-Bissau*	52	6.67	2.54	61	5.38	2.92
Working with the World Bank Group increases Guinea-Bissau's institutional capacity	67	5.61	3.40	73	4.60	3.04
The World Bank Group ensures consistency and continuity through staff changes	46	5.43	2.80	54	4.76	2.74
Where country systems are adequate, the World Bank Group makes appropriate use of them*	44	5.48	2.57	59	4.36	2.81
The World Bank Group provides effective implementation support	59	5.46	3.15	70	5.00	2.89

\*Significantly different between stakeholders who do and do not collaborate with the World Bank Group professionally

Which of the following best describes the way the World Bank Group operates in Guinea-Bissau? (Select only ONE response)

Percentage of Respondents	Collaborators	Non-collaborators
The World Bank Group takes too much risk in Guinea-Bissau	7.0%	15.5%
The World Bank Group does not take enough risk in Guinea-Bissau	26.3%	29.3%
The World Bank Group's approach to risk is appropriate	40.4%	20.7%
Don't know	26.3%	34.5%

Currently, do you professionally collaborate/work with the World Bank Group in your country?	Yes			No		
	N	Mean	SD	N	Mean	SD
To what extent do you believe the World Bank Group is adequately staffed in Guinea-Bissau?	56	4.38	2.96	50	5.10	3.07

(1-To no degree at all, 10-To a very significant degree)

## F. The Future Role of the World Bank Group in Guinea-Bissau

Which of the following **SHOULD** the World Bank Group do to make itself of greater value in Guinea-Bissau?  
(Choose no more than TWO)

Percentage of Respondents (Responses Combined)	Collaborators	Non-collaborators
Provide more adequate data/knowledge/statistics/figures on Guinea-Bissau's economy	14.5%	25.0%
Collaborate more effectively with Government clients	22.4%	19.3%
Offer more innovative financial products	13.2%	15.9%
Improve the competitiveness of its financing compared to markets	15.8%	18.2%
Reach out more to groups outside of Government	18.4%	21.6%
Improve the quality of its experts as related to Guinea-Bissau's specific challenges	21.1%	19.3%
Offer more innovative knowledge services	10.5%	9.1%
Ensure greater selectivity in its work	2.6%	1.1%
Increase the level of capacity development in the country*	30.3%	17.0%
Reduce the complexity of obtaining World Bank Group financing	19.7%	27.3%
Work faster	11.8%	12.5%
Increase the level of World Bank Group staffing in Guinea-Bissau's office	18.4%	10.2%
Other	2.6%	1.1%

\*Significantly different between stakeholders who do and do not collaborate with the World Bank Group professionally

When considering the combination of services that the World Bank Group offers in Guinea-Bissau, and taking into account its limited level of resources, which **ONE** of the following do you believe the World Bank Group should offer more of in Guinea-Bissau? (Select only ONE response)

Percentage of Respondents	Collaborators	Non-collaborators
Financial services	47.0%	48.8%
Knowledge products	22.7%	29.3%
Convening services	0.0%	1.2%
None of the above	0.0%	1.2%
The combination is appropriate for Guinea-Bissau	27.3%	14.6%
Don't know	3.0%	4.9%

Which **THREE** areas below would benefit most from the World Bank Group playing a leading role among international partners in Guinea-Bissau? (Choose no more than THREE)

Percentage of Respondents (Responses Combined)	Collaborators	Non-collaborators
Social safety nets	22.4%	21.5%
Public financial management	64.5%	65.8%
Reducing violence	2.6%	3.8%
Access to justice systems	23.7%	21.5%
Security mechanisms	3.9%	1.3%
Conflict resolution mechanisms	5.3%	5.1%
Access to basic services	43.4%	34.2%
Capacity of state institutions	39.5%	41.8%
Jobs	26.3%	25.3%
Improving livelihoods	38.2%	30.4%
Social cohesion	5.3%	6.3%
Stimulating dialogue to promote peace and stability*	22.4%	38.0%

\*Significantly different between stakeholders who do and do not collaborate with the World Bank Group professionally

**F. The Future Role of the World Bank Group in Guinea-Bissau (continued)**

Which THREE areas below would benefit most from other donors in Guinea-Bissau? (Choose no more than THREE)

Percentage of Respondents (Responses Combined)	Collaborators	Non-collaborators
Social safety nets	30.9%	26.4%
Public financial management	22.1%	16.7%
Reducing violence	29.4%	26.4%
Access to justice systems	26.5%	34.7%
Security mechanisms	25.0%	23.6%
Conflict resolution mechanisms	20.6%	22.2%
Access to basic services	14.7%	22.2%
Capacity of state institutions	16.2%	20.8%
Jobs	17.6%	26.4%
Improving livelihoods	14.7%	26.4%
Social cohesion	19.1%	15.3%
Stimulating dialogue to promote peace and stability*	54.4%	34.7%

\*Significantly different between stakeholders who do and do not collaborate with the World Bank Group professionally

What should the World Bank Group do to improve collaboration with the UN in the field? (Choose no more than THREE)

Percentage of Respondents (Responses Combined)	Collaborators	Non-collaborators
Share more information about the World Bank Group's activities, products, and knowledge	55.7%	54.2%
Collaborate on analysis, assessments and planning, including on rapid assessments on emerging crisis and changing circumstances when both institutions are engaged	61.4%	57.8%
Develop joint or complementary projects with the UN, leveraging each organization's comparative advantages	71.4%	74.7%
Develop guidelines, framework and tools to facilitate operational cooperation and cross-financing	34.3%	44.6%
Organize more joint meetings and missions with the UN	44.3%	32.5%
Involve UN experts to a greater degree in World Bank Group activities	22.9%	18.1%
Other	1.4%	2.4%

**G. Communication and Information Sharing**

How do you get most of your information about economic and social development issues in Guinea-Bissau?

(Choose no more than TWO)

Percentage of Respondents (Responses Combined)	Collaborators	Non-collaborators
Local newspapers	40.6%	39.1%
International newspapers	29.0%	25.3%
Local radio	27.5%	36.8%
International radio	11.6%	11.5%
Local television	8.7%	12.6%
International television	5.8%	5.7%
Periodicals	5.8%	6.9%
Internet	52.2%	44.8%
Social media (e.g., Facebook, Twitter, Youtube, Flickr)	1.4%	3.4%
Blogs*	2.9%	12.6%
Mobile phones*	7.2%	0.0%
Instant messaging	2.9%	1.1%
Other	8.7%	3.4%

\*Significantly different between stakeholders who do and do not collaborate with the World Bank Group professionally

**G. Communication and Information Sharing (continued)****How would you prefer to receive information from the World Bank Group? (Choose no more than TWO)**

Percentage of Respondents (Responses Combined)	Collaborators	Non-collaborators
Blogs	0.0%	5.8%
Direct contact with World Bank Group	49.2%	40.7%
e-Newsletters	25.4%	22.1%
Instant messaging	3.2%	4.7%
World Bank Group's seminars/workshops/conferences	41.3%	41.9%
World Bank Group's publications and other written materials	34.9%	34.9%
Mobile phones	9.5%	8.1%
Social media (e.g., Facebook, Twitter, Youtube, Flickr)*	1.6%	10.5%
World Bank Group's website	33.3%	20.9%
Other	1.6%	3.5%

\*Significantly different between stakeholders who do and do not collaborate with the World Bank Group professionally

**Are you aware of the World Bank Group's Access to Information Policy under which the WBG will now disclose any information in its possession that is not on a list of exceptions?\***

Percentage of Respondents	Collaborators	Non-collaborators
Yes	27.8%	13.9%
No	72.2%	86.1%

\*Significantly different between stakeholders who do and do not collaborate with the World Bank Group professionally

**Have you requested information from the World Bank Group on its activities in the past year?\***

Percentage of Respondents	Collaborators	Non-collaborators
Yes	22.4%	1.6%
No	77.6%	98.4%

\*Significantly different between stakeholders who do and do not collaborate with the World Bank Group professionally

**Were you able to obtain this information?**

Percentage of Respondents	Collaborators	Non-collaborators
Yes	92.9%	100.0%
No	7.1%	0.0%

**Do you have access to the Internet?**

Percentage of Respondents	Collaborators	Non-collaborators
Yes	87.0%	82.9%
No	13.0%	17.1%

**Do you use/have you used the World Bank Group website?**

Percentage of Respondents	Collaborators	Non-collaborators
Yes	44.9%	38.0%
No	55.1%	62.0%

**Which do you primarily use?**

Percentage of Respondents	Collaborators	Non-collaborators
The World Bank Group's country website	43.1%	43.6%
The World Bank Group's main website	56.9%	56.4%

**Which Internet connection do you use primarily when visiting a World Bank Group website?**

Percentage of Respondents	Collaborators	Non-collaborators
High speed	59.6%	72.0%
Dial-up	40.4%	28.0%

### G. Communication and Information Sharing (continued)

Please rate how much you agree with the following statements. (1-Strongly disagree, 10-Strongly agree)

Currently, do you professionally collaborate/work with the World Bank Group in your country?	Yes			No		
	N	Mean	SD	N	Mean	SD
I use/consult World Bank Group's data more often than I did a few years ago	60	5.82	3.11	62	4.81	2.95
I find the World Bank Group's websites easy to navigate	47	6.19	2.84	54	5.59	3.07
I find the information on the World Bank Group's websites useful	46	7.46	2.46	55	6.51	3.17
The World Bank Group's social media channels are valuable sources of information about the institution	44	6.82	3.43	40	7.05	3.29
When I need information from the World Bank Group I know how to find it*	54	7.85	2.21	52	6.27	3.13
The World Bank Group is responsive to my information requests and inquiries*	49	7.00	2.84	43	5.42	3.27

\*Significantly different between stakeholders who do and do not collaborate with the World Bank Group professionally

### H. Background Information

Which of the following agencies of the World Bank Group do you primarily engage with in Guinea-Bissau? (Select only ONE response)\*

Percentage of Respondents	Collaborators	Non-collaborators
The World Bank (IDA)	73.0%	74.1%
The International Finance Corporation (IFC)	14.9%	8.6%
The Multilateral Investment Guarantee Agency (MIGA)	4.1%	8.6%
Other	8.1%	8.6%

\*Significantly different between locations

Do your projects involve both the World Bank and the IFC?\*

Percentage of Respondents	Collaborators	Non-collaborators
Yes	46.4%	16.7%
No	53.6%	83.3%

\*Significantly different between stakeholders who do and do not collaborate with the World Bank Group professionally

If yes, what was your view on the two institutions working together in Guinea-Bissau? (Select only ONE response)

Percentage of Respondents	Collaborators	Non-collaborators
Working well together	35.7%	26.7%
Collaborating but needs improvement	57.1%	40.0%
In conflict	3.6%	6.7%
Other	3.6%	6.7%
Don't know	0.0%	20.0%

Which of the following describes most of your exposure to the World Bank Group in Guinea-Bissau? (Choose no more than TWO)

Percentage of Respondents (Responses Combined)	Collaborators	Non-collaborators
Observer (i.e., follow in media, discuss in informal conversations, etc.)*	23.1%	46.7%
Use World Bank Group reports/data	29.2%	24.0%
Engage in World Bank Group related/sponsored events/activities	33.8%	38.7%
Collaborate as part of my professional duties*	58.5%	24.0%
Use World Bank Group website for information, data, research, etc.*	15.4%	30.7%

\*Significantly different between stakeholders who do and do not collaborate with the World Bank Group professionally

## Appendix E: Responses to All Questions by Year<sup>1</sup>

FY '11 Response Number = 211 • FY '14 Response Number = 183

### B. Overall Attitudes toward the World Bank Group

	FY 2011			FY 2014		
	N	Mean	SD	N	Mean	SD
How familiar are you with the work of the World Bank Group in Guinea-Bissau?*	203	7.21	2.48	176	6.07	2.57

(1-Not familiar at all, 10-Extremely familiar)

\*Significantly different between FY14 and FY11 country surveys

	FY 2011			FY 2014		
	N	Mean	SD	N	Mean	SD
Overall, please rate your impression of the World Bank Group's effectiveness in Guinea-Bissau.	180	6.80	2.38	167	6.68	2.75

(1-Not effective at all, 10-Very effective)

### To what extent do you agree with the following statements about the World Bank Group's work in Guinea-Bissau?

(1-Strongly disagree, 10-Strongly agree)

	FY 2011			FY 2014		
	N	Mean	SD	N	Mean	SD
Overall the World Bank Group currently plays a relevant role in development in Guinea-Bissau	175	7.17	2.36	155	7.42	2.68
The World Bank Group's work is aligned with what I consider the development priorities for Guinea-Bissau*	156	6.18	2.44	130	6.86	2.51
The World Bank Group supports programs and strategies that are realistic for Guinea-Bissau*	152	5.82	2.55	135	6.86	2.55
The World Bank Group treats clients and stakeholders in Guinea-Bissau with respect	130	7.65	2.15	107	7.91	2.44

\*Significantly different between FY14 and FY11 country surveys

<sup>1</sup> Only those questions that were asked in the FY'11 and FY '14 country surveys, with similar response scales/options, are presented.

### C. World Bank Group's Effectiveness and Results

**In your opinion, how IMPORTANT is it for the World Bank Group to be involved in the following areas of development in Guinea-Bissau?** (1-Not effective at all, 10-Very effective)

	FY 2011			FY 2014		
	N	Mean	SD	N	Mean	SD
Anti corruption	130	8.13	2.29	130	7.96	2.80
Urban development*	121	7.05	2.67	118	8.14	1.98
Poverty reduction*	157	8.49	2.01	137	9.17	1.48
Gender equity	118	7.13	2.53	124	7.68	2.47
Trade and exports	111	7.03	2.41	120	7.23	2.59
Economic growth	132	8.71	1.65	131	8.47	2.25
Public sector governance/reform*	115	7.71	2.40	115	8.56	2.18
Health*	121	8.01	2.16	133	9.00	1.55
Rural development	124	7.97	2.38	127	8.51	2.03
Education*	125	8.48	1.84	143	9.21	1.60
Climate change	113	7.36	2.45	111	7.33	2.37

\*Significantly different between FY14 and FY11 country surveys

**How EFFECTIVE do you believe the World Bank Group is in terms of the work it does in the following areas of development in Guinea-Bissau?** (1-Not effective at all, 10-Very effective)

	FY 2011			FY 2014		
	N	Mean	SD	N	Mean	SD
Anti corruption*	118	6.17	2.93	82	4.90	2.89
Urban development	115	5.47	2.80	77	6.10	2.63
Poverty reduction*	140	6.52	2.49	109	7.17	2.45
Gender equity	107	5.69	2.64	85	6.20	2.76
Trade and exports	108	5.84	2.62	76	6.08	2.55
Economic growth	119	6.57	2.63	98	6.71	2.57
Public sector governance/reform	115	6.17	2.70	95	6.48	2.73
Health*	108	6.15	2.57	110	7.27	2.44
Rural development	115	5.99	2.97	91	6.73	2.66
Education*	122	6.89	2.47	122	7.59	2.38
Climate change	103	5.72	2.79	72	5.93	2.49

\*Significantly different between FY14 and FY11 country surveys

### E. Working with the World Bank Group

To what extent do you agree/disagree with the following statements? (1-Strongly disagree, 10-Strongly agree)

	FY 2011			FY 2014		
	N	Mean	SD	N	Mean	SD
The World Bank Group disburses funds promptly	102	5.23	3.02	138	5.84	3.08
The World Bank Group effectively monitors and evaluates the projects and programs it supports*	98	7.51	2.50	146	5.65	3.19
The World Bank Group's conditions on its lending are reasonable*	122	6.30	2.50	109	5.30	2.76
Working with the World Bank Group increases Guinea-Bissau's institutional capacity*	101	7.23	2.53	149	5.29	3.26

\*Significantly different between FY14 and FY11 country surveys

### G. Communication and Information Sharing

Do you have access to the Internet?

Percentage of Respondents	FY 2011	FY 2014
Yes	90.5%	84.8%
No	9.5%	15.2%

Do you use/have you used the World Bank Group website?

Percentage of Respondents	FY 2011	FY 2014
Yes	41.4%	40.9%
No	58.6%	59.1%

Which do you primarily use?\*

Percentage of Respondents	FY 2011	FY 2014
The World Bank Group's country website	18.1%	42.0%
The World Bank Group's main website	81.9%	58.0%

\*Significantly different between FY14 and FY11 country surveys

Please rate how much you agree with the following statements. (1-Strongly disagree, 10-Strongly agree)

	FY 2011			FY 2014		
	N	Mean	SD	N	Mean	SD
I find the World Bank Group's websites easy to navigate*	86	7.28	2.67	107	5.97	2.94
I find the information on the World Bank Group's websites useful*	82	8.46	1.86	107	6.95	2.86
When I need information from the World Bank Group I know how to find it	107	7.45	2.75	111	7.07	2.80
The World Bank Group is responsive to my information requests and inquiries*	95	7.45	2.41	97	6.38	3.11

\*Significantly different between FY14 and FY11 country surveys

## Appendix F: Indicator Questions as a Function of Exposure to the World Bank Group

Indicator Question	Currently, do you professionally collaborate/work with the WBG?		Which of the following describes most of your exposure to the World Bank in Guinea-Bissau? (Choose no more than TWO)									
			Observer		Use WBG reports/data		Engage in WBG activities		Collaborate		Use WBG website	
	No Mean	Yes Mean	No Mean	Yes Mean	No Mean	Yes Mean	No Mean	Yes Mean	No Mean	Yes Mean	No Mean	Yes Mean
Overall, please rate your impression of the WBG's effectiveness in Guinea-Bissau.	6.71	6.68	6.97	6.62	6.89	6.75	6.73	7.06	6.77	6.96	6.66	7.44
To what extent do you believe the WBG's staff is well prepared to help Guinea-Bissau solve its most complicated development challenges?	7.78	7.53	7.66	7.83	7.86	7.35	7.53	8.00	7.64	7.81	7.72	7.68
Overall the WBG currently plays a relevant role in development in Guinea-Bissau	7.00	7.95	7.43	7.37	7.31	7.69	7.52	7.22	7.41	7.41	7.38	7.52
The WBG's work is aligned with what I consider the development priorities for Guinea-Bissau	6.85	6.92	6.96	6.85	7.13	6.31	6.87	7.00	6.65	7.37	6.85	7.11
Responsiveness	6.80	7.09	6.98	7.36	7.16	6.95	7.74	6.32	7.25	6.82	6.87	7.71
Flexibility (the institution's products and services)	6.49	5.98	6.41	6.18	6.30	6.48	6.55	6.06	6.62	5.86	6.02	7.29
Flexibility (changing country circumstances)	6.30	5.93	6.30	6.17	6.16	6.52	6.63	5.71	6.42	6.00	5.79	7.50
Being inclusive	6.23	6.31	6.44	6.26	6.32	6.57	6.67	6.03	6.64	5.85	6.19	6.87
Openness	6.68	6.82	7.05	6.27	6.65	7.12	7.09	6.27	6.63	7.06	6.65	7.12
Staff accessibility	5.91	6.79	6.54	5.93	6.42	6.16	6.56	5.97	6.32	6.40	6.37	6.30
Straightforwardness and honesty	7.80	7.88	7.91	7.85	8.03	7.56	8.00	7.71	7.76	8.08	7.83	8.04
Ease of access to the people at the WBG who are making decisions important to my work	5.94	6.07	6.40	5.09	6.31	5.42	6.02	6.10	6.08	6.00	5.81	6.63
Collaboration with civil society	7.15	7.11	6.93	7.82	7.54	6.60	7.16	7.45	7.47	6.81	7.08	7.73
Collaboration with the UN	8.60	8.68	8.56	8.76	8.75	8.24	8.59	8.69	8.67	8.56	8.60	8.68
Collaboration with the Government	8.16	8.55	8.39	8.67	8.56	8.26	8.56	8.33	8.57	8.33	8.45	8.53
Collaboration with other donors and development partners	8.33	8.17	8.28	8.38	8.35	8.21	8.19	8.50	8.61	7.76	8.17	8.58
Collaboration with the private sector	7.07	7.77	7.27	7.63	7.66	6.65	7.32	7.49	7.33	7.47	7.41	7.32
The speed in which it gets things accomplished on the ground	5.30	5.76	5.85	5.17	5.72	5.36	5.81	5.33	5.57	5.72	5.25	6.60
Being a long-term partner	8.73	9.21	9.00	9.17	9.18	8.75	9.08	9.00	9.16	8.85	9.03	9.10
To what extent does the WBG's work help to achieve development results in Guinea-Bissau?	7.24	7.64	7.22	7.62	7.49	6.97	7.32	7.41	7.42	7.26	7.27	7.61
To what extent does the WBG help to build/strengthen existing country systems in Guinea-Bissau?	7.04	7.46	7.20	7.63	7.47	6.97	7.51	7.06	7.65	6.88	7.16	7.96
The WBG's financial instruments meet the needs of Guinea-Bissau	5.75	5.51	5.95	5.06	5.71	5.61	5.89	5.33	5.70	5.65	5.49	6.30
The WBG meets Guinea-Bissau's needs for knowledge services	5.44	6.45	6.04	5.58	5.95	5.71	6.03	5.69	5.83	5.98	5.61	6.81
The WBG's knowledge work and activities are adaptable to Guinea-Bissau's specific development challenges and country circumstances	6.22	6.70	6.43	6.55	6.44	6.53	6.80	5.98	6.39	6.58	6.35	6.79
Overall, how significant a contribution do you believe the WBG's knowledge work and activities make to development results in your country?	7.56	7.39	7.19	7.52	7.23	7.52	7.45	7.06	7.59	6.86	7.10	7.97
Overall, how would you rate the technical quality of the WBG's knowledge work and activities?	7.18	7.73	7.63	7.03	7.30	7.76	7.28	7.65	7.54	7.26	7.29	7.89
The WBG takes decisions quickly in Guinea-Bissau	5.38	6.67	5.97	5.71	5.81	6.10	5.93	5.84	5.84	6.00	5.93	5.79
Where country systems are adequate, the WBG makes appropriate use of them	4.36	5.48	5.28	3.60	4.83	4.75	4.94	4.64	4.56	5.20	4.67	5.23

Yellow highlight indicates significant difference between Yes and No mean

## Appendix G: Indicator Questions by Stakeholder Groups

Indicator Question	Office of President/ Prime Minister/ Minister			Employee of Ministry/ PMU/ Consultant on WBG project			Private Sector/ Financial Sector/ Private Bank			CSO			Media			Academia/ Research Institute/ Think Tank			Other		
	N	Mean	SD	N	Mean	SD	N	Mean	SD	N	Mean	SD	N	Mean	SD	N	Mean	SD	N	Mean	SD
Overall, please rate your impression of the WBG's effectiveness in Guinea-Bissau.*	10	8.50	1.90	37	7.03	2.33	20	7.30	2.70	43	5.98	2.76	7	8.29	2.63	9	4.44	3.13	29	6.72	2.84
To what extent do you believe the WBG's staff is well prepared to help Guinea-Bissau solve its most complicated development challenges?	10	8.60	1.65	34	7.68	2.06	19	7.26	2.68	36	6.97	2.35	6	9.83	0.41	6	7.33	2.94	25	7.68	2.61
Overall the WBG currently plays a relevant role in development in Guinea-Bissau	8	8.13	1.96	36	7.50	2.68	23	8.35	2.29	40	6.88	2.89	6	8.17	3.60	7	4.86	4.06	24	7.08	2.04
The WBG's work is aligned with what I consider the development priorities for Guinea-Bissau	7	7.57	2.30	31	6.87	2.49	16	6.88	2.31	34	6.56	2.73	5	6.80	3.70	5	6.60	3.36	22	6.77	2.35
Responsiveness*	9	8.22	2.28	23	7.30	2.03	13	7.23	2.45	29	5.38	3.16	3	7.67	2.52	5	8.00	2.00	19	8.16	2.22
Flexibility (the institution's products and services)	7	8.00	2.08	23	6.13	1.96	12	5.83	2.41	26	5.65	3.06	2	9.00	1.41	4	7.00	2.16	18	6.72	2.19
Flexibility (changing country circumstances)	7	7.14	2.91	22	6.18	2.13	14	5.43	2.28	29	5.66	3.27	1	8.00		4	7.75	1.50	20	6.65	2.56
Being inclusive	8	7.00	2.51	21	6.29	2.45	11	5.27	2.28	29	5.90	3.17	2	5.50	0.71	5	8.20	2.05	16	6.50	2.07
Openness	7	6.71	3.15	23	6.35	2.17	12	7.08	2.64	30	6.50	2.76	3	6.67	3.51	4	5.75	2.75	19	7.42	1.71
Staff accessibility	7	7.57	2.23	25	6.24	2.82	15	5.80	2.83	28	5.43	2.57	4	7.50	4.36	4	5.50	2.08	14	7.21	1.37
Straightforwardness and honesty	7	8.29	1.70	28	8.39	1.52	14	7.64	2.53	30	7.97	1.97	5	8.40	3.05	5	5.60	2.70	17	7.06	2.51
Ease of access to the people at the WBG who are making decisions important to my work	8	7.25	2.87	26	6.58	2.86	13	5.38	3.23	25	5.12	2.80	2	4.50	4.95	2	6.50	3.54	16	6.63	2.53
Collaboration with civil society	8	8.25	2.43	22	7.00	2.31	13	7.46	2.96	36	6.61	3.33	3	8.00	2.65	3	8.67	2.31	19	7.11	2.45
Collaboration with the UN	8	8.63	1.60	14	9.14	0.86	10	7.80	2.30	22	8.68	2.17	4	10.00	0.00	4	9.25	0.96	21	8.38	1.50
Collaboration with the Government	9	8.67	1.66	32	8.38	1.79	16	7.88	2.33	36	8.42	2.23	5	7.60	3.78	6	8.67	1.21	23	8.43	1.75
Collaboration with other donors and development partners	7	8.43	1.72	23	7.83	1.87	9	7.89	1.62	24	8.79	1.72	3	9.67	0.58	1	9.00		17	7.82	2.27
Collaboration with the private sector	8	7.75	2.66	28	7.68	1.93	16	7.88	2.83	33	7.15	2.69	4	7.50	4.36	4	6.50	3.42	20	7.15	2.78
The speed in which it gets things accomplished on the ground	7	7.43	1.99	24	5.54	2.23	13	5.77	3.11	31	5.23	3.53	4	5.25	3.69	4	6.00	1.83	20	5.15	2.23
Being a long-term partner	6	8.83	1.60	28	9.18	1.33	12	8.92	1.44	31	8.61	1.89	4	10.00	0.00	5	9.20	1.30	21	8.95	1.53
To what extent does the WBG's work help to achieve development results in Guinea-Bissau?	10	8.40	1.90	38	7.00	2.60	21	7.57	2.52	42	7.14	2.57	6	9.67	0.82	8	7.50	3.12	30	7.23	2.13
To what extent does the WBG help to build/strengthen existing country systems in Guinea-Bissau?	10	7.10	3.14	35	7.26	2.67	21	7.05	2.58	37	7.24	2.94	7	7.71	2.06	8	7.38	3.16	30	7.23	2.46
The WBG's financial instruments meet the needs of Guinea-Bissau	8	7.50	2.67	34	5.38	2.35	18	6.72	2.40	35	5.03	2.65	3	6.00	4.58	8	4.38	3.16	28	5.46	2.55
The WBG meets Guinea-Bissau's needs for knowledge services	9	8.11	2.03	35	6.20	2.37	18	6.28	2.30	36	4.94	2.90	5	7.00	3.74	7	5.86	3.44	26	5.92	2.46
The WBG's knowledge work and activities are adaptable to Guinea-Bissau's specific development challenges and country circumstances	8	7.75	2.38	31	6.52	2.34	15	6.53	1.68	35	5.91	3.18	3	7.67	1.15	8	5.75	3.24	23	6.52	2.69
Overall, how significant a contribution do you believe the WBG's knowledge work and activities make to development results in your country?	9	7.56	3.40	34	8.18	2.19	21	7.43	2.58	40	7.38	2.36	7	8.43	2.15	8	6.25	3.24	27	7.15	2.33
Overall, how would you rate the technical quality of the WBG's knowledge work and activities?	8	8.25	3.15	35	7.66	2.66	20	7.65	2.03	40	7.03	2.31	6	8.17	2.32	8	7.63	2.20	28	7.43	2.53
The WBG takes decisions quickly in Guinea-Bissau	6	6.33	3.27	29	6.41	2.46	14	5.21	2.91	28	6.11	3.33	3	5.67	4.04	8	6.38	3.50	24	6.04	2.44
Where country systems are adequate, the WBG makes appropriate use of them	7	5.14	3.63	26	5.62	2.68	9	3.67	2.78	31	5.00	2.67	3	3.00	3.46	6	5.67	3.08	21	4.95	2.71

\*Significantly different between stakeholder groups

## Appendix H: Guinea-Bissau FY 2014 Questionnaire



### **World Bank Group Client Survey FY14 – Guinea-Bissau**

The World Bank Group is interested in gauging the views of clients and partners who are either involved in development in Guinea-Bissau or who observe activities related to social and economic development. The following survey will give the World Bank Group's team that works in Guinea-Bissau, greater insight into how the Bank's work is perceived. This is one tool the World Bank Group uses to assess the views of its stakeholders, and to develop more effective strategies that support development in Guinea-Bissau.

A local independent firm has been hired to oversee the logistics of this survey. This ensures anonymity and confidentiality. We hope you'll be candid.

Finally, the survey relates to the World Bank Group's work. The World Bank Group consists of IBRD, IDA, IFC, MIGA, and ICSID. When responding to the survey, please consider the area of the World Bank Group with which you are most familiar.

**To complete the survey, please circle/check the response that most accurately reflects your opinion. If you prefer not to answer a question, please leave it blank. If you feel that you do not have an adequate amount of information on a subject, please check "Don't know".**

**PLEASE NOTE: IN SOME CASES THE SURVEY WILL ASK FOR A SPECIFIC NUMBER OF RESPONSES. PLEASE DO NOT CHOOSE ANY MORE THAN REQUESTED. IF MORE RESPONSES ARE CHOSEN, DATA CANNOT BE INCLUDED IN ANALYSIS.**

#### **SECTION A: GENERAL ISSUES FACING GUINEA-BISSAU**

<b>A1. In general would you say that Guinea-Bissau is headed in ... ?</b>	
1	The right direction
2	The wrong direction
3	Not sure

**SECTION A: GENERAL ISSUES**

<b>A2. Listed below are a number of development priorities in Guinea-Bissau.</b>			
<b>Please identify which of the following you consider the most important development priorities in Guinea-Bissau? (Choose no more than THREE)</b>			
1	Social protection (e.g., pensions, targeted social assistance)	19	Education
2	Transport (e.g., roads, bridges, transportation)	20	Poverty reduction
3	Security/stabilization/reconstruction	21	Food security
4	Public sector governance/ reform (i.e., government effectiveness, public financial management, public expenditure, fiscal system reform)	22	Social cohesion
5	Global/regional integration	23	Climate change (e.g., mitigation, adaptation)
6	Gender equity	24	Agricultural development
7	Domestic private sector development	25	Trade and exports
8	Foreign direct investment	26	Crime and violence
9	Water and sanitation	27	Economic growth
10	Energy	28	Law and justice (e.g., judicial system)
11	Regional conflict and tensions	29	Regulatory framework
12	Job creation/employment	30	Communicable/non-communicable diseases
13	Rural development	31	Local governance and institutions
14	Financial markets	32	Natural resource management (e.g., oil, gas, mining)
15	Urban development	33	Anti corruption
16	Environmental sustainability	34	Disaster management
17	Equality of opportunity (i.e., equity)	35	Information and communications technology
18	Health		

**SECTION A: GENERAL ISSUES**

<b>A3. Poverty reduction is a broad term that encompasses work in many different areas.</b>			
<b>Which THREE areas of development listed below do you believe would contribute most to reducing poverty in Guinea-Bissau? (Choose no more than THREE)</b>			
1	Water and sanitation	18	Security/stabilization/reconstruction
2	Equality of opportunity (i.e., equity)	19	Anti corruption
3	Economic growth	20	Domestic private sector development
4	Climate change (e.g., mitigation, adaptation)	21	Foreign direct investment
5	Regional conflict and tensions	22	Energy
6	Global/regional integration	23	Public sector governance/ reform (i.e., government effectiveness, public financial management, public expenditure, fiscal system reform)
7	Gender equity	24	Social cohesion
8	Rural development	25	Education
9	Urban development	26	Natural resource management (e.g., oil, gas, mining)
10	Regulatory framework	27	Environmental sustainability
11	Local governance and institutions	28	Health
12	Social protection (e.g., pensions, targeted social assistance)	29	Agricultural development
13	Law and justice (e.g., judicial system)	30	Disaster management
14	Transport (e.g., roads, bridges, transportation)	31	Job creation/employment
15	Crime and violence	32	Financial markets
16	Communicable/non-communicable diseases	33	Trade and exports
17	Information and communications technology	34	Food security

**PLEASE NOTE: IN SOME CASES THE SURVEY WILL ASK FOR A SPECIFIC NUMBER OF RESPONSES. PLEASE DO NOT CHOOSE ANY MORE THAN REQUESTED. IF MORE RESPONSES ARE CHOSEN, DATA CANNOT BE INCLUDED IN ANALYSIS.**

**SECTION A: GENERAL ISSUES**

<b>A4. Economic growth can be driven by a number of factors.</b>			
<b>Which THREE areas below do you believe would contribute most to generating economic growth in Guinea-Bissau? (Choose no more than THREE)</b>			
1	Energy	18	Social cohesion
2	Gender equity	19	Public sector governance/ reform (i.e., government effectiveness, public financial management, public expenditure, fiscal system reform)
3	Equality of opportunity (i.e., equity)	20	Domestic private sector development
4	Global/regional integration	21	Job creation/employment
5	Social protection (e.g., pensions, targeted social assistance)	22	Agricultural development
6	Climate change (e.g., mitigation, adaptation)	23	Food security
7	Anti corruption	24	Transport (e.g., roads, bridges, transportation)
8	Disaster management	25	Security/stabilization/reconstruction
9	Regional conflict and tensions	26	Education
10	Rural development	27	Natural resource management (e.g., oil, gas, mining)
11	Foreign direct investment	28	Environmental sustainability
12	Urban development	29	Health
13	Water and sanitation	30	Law and justice (e.g., judicial system)
14	Trade and exports	31	Local governance and institutions
15	Information and communications technology	32	Crime and violence
16	Regulatory framework	33	Financial markets
17	Communicable/non-communicable diseases		

<b>A5. When thinking about the idea of “shared prosperity” in your country, which of the following TWO best illustrate how this would be achieved in Guinea-Bissau? (Choose no more than TWO)</b>	
1	Better employment opportunities for young people
2	Better employment opportunities for women
3	Greater access to micro-finance for the poor
4	Greater voice and participation for citizens to help ensure greater accountability
5	Greater access to health and nutrition for citizens
6	Better entrepreneurial opportunities (i.e., to start small and medium sized businesses)
7	A growing middle class
8	Better opportunity for the poor who live in rural areas
9	Better opportunity for the poor who live in urban areas
10	Consistent economic growth
11	More reliable social safety net
12	Greater equity of fiscal policy
13	Education and training that better ensure job opportunity
14	Better quality public services
15	Other (please specify): _____

**SECTION B: OVERALL ATTITUDES TOWARD THE WORLD BANK GROUP**

<b>B1. How familiar are you with the work of the World Bank Group in Guinea-Bissau?</b>									
1	2	3	4	5	6	7	8	9	10
Not familiar at all					Extremely familiar				

<b>B2. Overall, please rate your impression of the World Bank Group's effectiveness in Guinea-Bissau.</b>										
1	2	3	4	5	6	7	8	9	10	<input type="checkbox"/>
Not effective at all									Very effective	Don't know

<b>B3. To what extent do you believe the World Bank Group's staff is well prepared (e.g., skills and knowledge) to help Guinea-Bissau solve its most complicated development challenges?</b>										
1	2	3	4	5	6	7	8	9	10	<input type="checkbox"/>
To no degree at all									To a very significant degree	Don't know

<b>B4. When thinking about how the World Bank Group can have the most impact on development results in Guinea-Bissau, in which sectoral areas do you believe the World Bank Group should focus most of its resources (financial and knowledge services) in Guinea-Bissau? (Choose no more than THREE)</b>			
1	Social protection (e.g., pensions, targeted social assistance)	19	Equality of opportunity (i.e., equity)
2	Security/stabilization/reconstruction	20	Regional conflict and tensions
3	Public sector governance/ reform (i.e., government effectiveness, public financial management, public expenditure, fiscal system reform)	21	Health
4	Transport (e.g., roads, bridges, transportation)	22	Education
5	Poverty reduction	23	Food security
6	Global/regional integration	24	Climate change (e.g., mitigation, adaptation)
7	Gender equity	25	Agricultural development
8	Crime and violence	26	Trade and exports
9	Rural development	27	Economic growth
10	Domestic private sector development	28	Law and justice (e.g., judicial system)
11	Foreign direct investment	29	Local governance and institutions
12	Water and sanitation	30	Regulatory framework
13	Energy	31	Communicable/non-communicable diseases
14	Social cohesion	32	Natural resource management (e.g., oil, gas, mining)
15	Job creation/employment	33	Information and communications technology
16	Financial markets	34	Anti corruption
17	Urban development	35	Disaster management
18	Environmental sustainability		

**SECTION B: OVERALL ATTITUDES TOWARD THE WORLD BANK GROUP**

**B5. When thinking about the World Bank Group's role, which activity do you believe is of greatest VALUE and which activity is of second greatest value in Guinea-Bissau?**

		<b>Greatest Value (Choose only ONE)</b>	<b>Second Greatest Value (Choose only ONE)</b>
1	Convening/facilitating	<input type="checkbox"/>	<input type="checkbox"/>
2	Data	<input type="checkbox"/>	<input type="checkbox"/>
3	Policy advice, studies, analyses	<input type="checkbox"/>	<input type="checkbox"/>
4	Financial resources	<input type="checkbox"/>	<input type="checkbox"/>
5	Capacity development (e.g., institutional development, training for staff at state institutions)	<input type="checkbox"/>	<input type="checkbox"/>
6	Technical assistance	<input type="checkbox"/>	<input type="checkbox"/>
7	Mobilizing third party financial resources	<input type="checkbox"/>	<input type="checkbox"/>
8	Donor coordination	<input type="checkbox"/>	<input type="checkbox"/>
9	Linkage to non-Bank expertise (e.g., South-South knowledge sharing)	<input type="checkbox"/>	<input type="checkbox"/>
10	Strategy formulation (e.g., PRSP assistance)	<input type="checkbox"/>	<input type="checkbox"/>
11	Other (please specify): _____	<input type="checkbox"/>	<input type="checkbox"/>

**How effectively do the World Bank Group's activities below support Guinea-Bissau's efforts to achieve development results?**

		<b>Not effective at all</b>										<b>Very effective</b>	<b>Don't know</b>
<b>B6</b>	Convening/facilitating	1	2	3	4	5	6	7	8	9	10	<input type="checkbox"/>	
<b>B7</b>	Data	1	2	3	4	5	6	7	8	9	10	<input type="checkbox"/>	
<b>B8</b>	Policy advice, studies, analyses	1	2	3	4	5	6	7	8	9	10	<input type="checkbox"/>	
<b>B9</b>	Financial resources	1	2	3	4	5	6	7	8	9	10	<input type="checkbox"/>	
<b>B10</b>	Technical assistance	1	2	3	4	5	6	7	8	9	10	<input type="checkbox"/>	
<b>B11</b>	Mobilizing third party financial resources	1	2	3	4	5	6	7	8	9	10	<input type="checkbox"/>	
<b>B12</b>	Donor coordination	1	2	3	4	5	6	7	8	9	10	<input type="checkbox"/>	
<b>B13</b>	Linkage to non-Bank expertise (i.e., South-South knowledge sharing)	1	2	3	4	5	6	7	8	9	10	<input type="checkbox"/>	
<b>B14</b>	Strategy formulation (e.g., PRSP assistance)	1	2	3	4	5	6	7	8	9	10	<input type="checkbox"/>	

**SECTION B: OVERALL ATTITUDES TOWARD THE WORLD BANK GROUP**

**The World Bank Group can provide capacity building support in a number of ways in Guinea-Bissau. To which degree would Guinea-Bissau benefit, if capacity building were to support...?**

		To no degree at all										To a very significant degree	Don't know
<b>B15</b>	<b>Groups outside of government</b> (e.g., civil society, media) to help them more effectively engage and participate in development efforts	1	2	3	4	5	6	7	8	9	10	<input type="checkbox"/>	
<b>B16</b>	<b>The public sector</b> , related to implementation of specific development projects on the ground	1	2	3	4	5	6	7	8	9	10	<input type="checkbox"/>	
<b>B17</b>	<b>The public sector</b> , related to changing institutions (organizations or sociopolitical conditions)	1	2	3	4	5	6	7	8	9	10	<input type="checkbox"/>	
<b>B18</b>	<b>The private sector</b> , related to institutional and policy change	1	2	3	4	5	6	7	8	9	10	<input type="checkbox"/>	

**How EFFECTIVE do you believe the World Bank Group is in terms of the capacity building work it does in each of the following areas in Guinea-Bissau? (If you have NO exposure to/experience in any of the areas listed below, please respond "Don't know")**

		Not effective at all										Very effective	Don't know
<b>B19</b>	Project implementation (or other organizational strengthening)	1	2	3	4	5	6	7	8	9	10	<input type="checkbox"/>	
<b>B20</b>	Citizen engagement (incorporating citizens' voices into development)	1	2	3	4	5	6	7	8	9	10	<input type="checkbox"/>	
<b>B21</b>	Policy design (for clarity and better incentives to achieve development goals)	1	2	3	4	5	6	7	8	9	10	<input type="checkbox"/>	

**When thinking about how to improve capacity building in Guinea-Bissau to help ensure better development results, looking forward, how IMPORTANT is it for the World Bank Group to be involved in the following aspects of capacity building? (If you have NO exposure to/experience in any of the areas listed below, please respond "Don't know")**

		Not important at all										Very important	Don't know
<b>B22</b>	Project implementation (or other organizational strengthening)	1	2	3	4	5	6	7	8	9	10	<input type="checkbox"/>	
<b>B23</b>	Citizen engagement (incorporating citizens' voices into development)	1	2	3	4	5	6	7	8	9	10	<input type="checkbox"/>	
<b>B24</b>	Policy design (for clarity and better incentives to achieve development goals)	1	2	3	4	5	6	7	8	9	10	<input type="checkbox"/>	

**SECTION B: OVERALL ATTITUDES TOWARD THE WORLD BANK GROUP**

<b>B25. Which of the following do you identify as the World Bank Group's greatest WEAKNESSES in its work in Guinea-Bissau? (Choose no more than TWO)</b>	
1	Staff too inaccessible
2	Not exploring alternative policy options
3	Not adequately sensitive to political/social realities in Guinea-Bissau
4	Not enough public disclosure of its work
5	Arrogant in its approach
6	Not aligned with country priorities
7	The credibility of its knowledge/data
8	World Bank Group's processes too complex
9	Not willing to honestly criticize policies and reform efforts in the country
10	Too influenced by developed countries
11	Imposing technocratic solutions without regard to political realities
12	World Bank Group's processes too slow
13	Too bureaucratic in its operational policies and procedures
14	Not aligned with other donors' work
15	Not collaborating enough with non-state actors
16	Not client focused
17	Its advice and strategies do not lend themselves to practical problem solving
18	Not focused enough on issues that are unique to post-conflict countries
19	Inadequate number of World Bank Group staff members located in the country
20	Other (please specify): _____
21	Don't know

<b>B26. Which World Bank Group's instruments do you believe are the MOST effective in reducing poverty in Guinea-Bissau? (Choose no more than TWO)</b>	
1	Capacity development (e.g., institutional development, training for staff at state institutions)
2	Policy based lending / budget support to the Government
3	Knowledge products/services (analytical work, studies, surveys, etc.)
4	Investment lending (financing specific projects)
5	Technical assistance (advice, best practice, international experience, etc.)
6	Trust Fund management
7	Co-financing arrangements (i.e., with other donors)
8	Sector-wide approaches
9	Emergency Recovery lending
10	Other (please specify): _____
11	Don't know

**SECTION B: OVERALL ATTITUDES TOWARD THE WORLD BANK GROUP**

**B27. In addition to the regular relations with the national government as its main interlocutor, which TWO of the following groups should the World Bank Group collaborate with more in your country to ensure better development results there? (Choose no more than TWO)**

1	Academia/think tanks/research institutes
2	Donor community
3	Media
4	NGOs
5	Local Government
6	Private sector
7	Parliament
8	Community Based Organizations (CBOs)
9	Beneficiaries
10	Foundations
11	Faith based organizations
12	UN and regional peace keeping forces
13	Emerging donors
14	UN agencies
15	Regional organizations (e.g., CEDEAO, UEMOA, BOAD)
16	Other (please specify): _____
17	Don't know

**To what extent do you agree with the following statements about the World Bank Group's work in Guinea-Bissau?**

		Strongly disagree										Strongly agree	Don't know
<b>B28</b>	Overall the World Bank Group currently plays a relevant role in development in Guinea-Bissau	1	2	3	4	5	6	7	8	9	10		<input type="checkbox"/>
<b>B29</b>	The World Bank Group's work is aligned with what I consider the development priorities for Guinea-Bissau	1	2	3	4	5	6	7	8	9	10		<input type="checkbox"/>
<b>B30</b>	The World Bank Group supports programs and strategies that are realistic for Guinea-Bissau	1	2	3	4	5	6	7	8	9	10		<input type="checkbox"/>
<b>B31</b>	The World Bank Group treats clients and stakeholders in Guinea-Bissau with respect	1	2	3	4	5	6	7	8	9	10		<input type="checkbox"/>

**SECTION B: OVERALL ATTITUDES TOWARD THE WORLD BANK GROUP**

**To what extent is the World Bank Group an effective development partner in Guinea-Bissau, in terms of each of the following?**

		To no degree at all										To a very significant degree	Don't know
		1	2	3	4	5	6	7	8	9	10		
<b>B32</b>	Responsiveness	1	2	3	4	5	6	7	8	9	10		<input type="checkbox"/>
<b>B33</b>	Flexibility (in terms of the institution's products and services)	1	2	3	4	5	6	7	8	9	10		<input type="checkbox"/>
<b>B34</b>	Flexibility (in terms of changing country circumstances)	1	2	3	4	5	6	7	8	9	10		<input type="checkbox"/>
<b>B35</b>	Being inclusive	1	2	3	4	5	6	7	8	9	10		<input type="checkbox"/>
<b>B36</b>	Openness (sharing data and other information)	1	2	3	4	5	6	7	8	9	10		<input type="checkbox"/>
<b>B37</b>	Staff accessibility	1	2	3	4	5	6	7	8	9	10		<input type="checkbox"/>
<b>B38</b>	Straightforwardness and honesty	1	2	3	4	5	6	7	8	9	10		<input type="checkbox"/>
<b>B39</b>	Ease of access to the people at the World Bank Group who are making decisions important to my work	1	2	3	4	5	6	7	8	9	10		<input type="checkbox"/>
<b>B40</b>	Collaboration with civil society	1	2	3	4	5	6	7	8	9	10		<input type="checkbox"/>
<b>B41</b>	Collaboration with the UN	1	2	3	4	5	6	7	8	9	10		<input type="checkbox"/>
<b>B42</b>	Collaboration with the Government	1	2	3	4	5	6	7	8	9	10		<input type="checkbox"/>
<b>B43</b>	Collaboration with other donors and development partners	1	2	3	4	5	6	7	8	9	10		<input type="checkbox"/>
<b>B44</b>	Collaboration with the private sector	1	2	3	4	5	6	7	8	9	10		<input type="checkbox"/>
<b>B45</b>	The speed in which it gets things accomplished on the ground	1	2	3	4	5	6	7	8	9	10		<input type="checkbox"/>
<b>B46</b>	Being a long-term partner	1	2	3	4	5	6	7	8	9	10		<input type="checkbox"/>

**B47. To be a more effective development partner in Guinea-Bissau, do you believe that the World Bank Group should have... ? (Select only ONE response)**

<input type="checkbox"/> More local presence	<input type="checkbox"/> The current level of local presence is adequate	<input type="checkbox"/> Less local presence	<input type="checkbox"/> Don't know
--	--	--	-------------------------------------

**B48. In the past year, have you seen more, less, or just about the same level of effective collaboration between the UN and the World Bank Group in your country? (Select only ONE response)**

<input type="checkbox"/> More effective collaboration	<input type="checkbox"/> The same level of effective collaboration	<input type="checkbox"/> Less effective collaboration	<input type="checkbox"/> Don't know
---	--	---	-------------------------------------

**SECTION B: OVERALL ATTITUDES TOWARD THE WORLD BANK GROUP**

**B49. When World Bank Group assisted reform efforts fail or are slow to take place, which THREE of the following would you attribute this to? (Choose no more than THREE)**

1	The World Bank Group does not do adequate follow through/follow-up
2	There is not an adequate level of citizen/civil society participation
3	The World Bank Group is not sensitive enough to political/social realities on the ground
4	Lack of/inadequate levels of capacity in Government
5	Poor donor coordination
6	The World Bank Group works too slowly
7	The Government works inefficiently
8	Political pressures and obstacles
9	Reforms are not well thought out in light of country challenges
10	Ongoing conflict and instability
11	Inadequate funding
12	Other (please specify): _____

**PLEASE NOTE: IN SOME CASES THE SURVEY WILL ASK FOR A SPECIFIC NUMBER OF RESPONSES. PLEASE DO NOT CHOOSE ANY MORE THAN REQUESTED. IF MORE RESPONSES ARE CHOSEN, DATA CANNOT BE INCLUDED IN ANALYSIS.**

**SECTION C: WORLD BANK GROUP'S EFFECTIVENESS AND RESULTS**

C1. In your opinion, how IMPORTANT is it for the World Bank Group to be involved in the following areas of development in Guinea-Bissau?													
		Not important at all										Very important	Don't know
		1	2	3	4	5	6	7	8	9	10		
1	Anti corruption	1	2	3	4	5	6	7	8	9	10	<input type="checkbox"/>	
2	Information and communications technology	1	2	3	4	5	6	7	8	9	10	<input type="checkbox"/>	
3	Transport (e.g., roads, bridges, transportation)	1	2	3	4	5	6	7	8	9	10	<input type="checkbox"/>	
4	Crime and violence	1	2	3	4	5	6	7	8	9	10	<input type="checkbox"/>	
5	Regional conflict and tensions	1	2	3	4	5	6	7	8	9	10	<input type="checkbox"/>	
6	Law and justice (e.g., judicial system)	1	2	3	4	5	6	7	8	9	10	<input type="checkbox"/>	
7	Urban development	1	2	3	4	5	6	7	8	9	10	<input type="checkbox"/>	
8	Environmental sustainability	1	2	3	4	5	6	7	8	9	10	<input type="checkbox"/>	
9	Regulatory framework	1	2	3	4	5	6	7	8	9	10	<input type="checkbox"/>	
10	Communicable/non-communicable diseases	1	2	3	4	5	6	7	8	9	10	<input type="checkbox"/>	
11	Poverty reduction	1	2	3	4	5	6	7	8	9	10	<input type="checkbox"/>	
12	Gender equity	1	2	3	4	5	6	7	8	9	10	<input type="checkbox"/>	
13	Domestic private sector development	1	2	3	4	5	6	7	8	9	10	<input type="checkbox"/>	
14	Foreign direct investment	1	2	3	4	5	6	7	8	9	10	<input type="checkbox"/>	
15	Local governance and institutions	1	2	3	4	5	6	7	8	9	10	<input type="checkbox"/>	
16	Water and sanitation	1	2	3	4	5	6	7	8	9	10	<input type="checkbox"/>	
17	Trade and exports	1	2	3	4	5	6	7	8	9	10	<input type="checkbox"/>	
18	Economic growth	1	2	3	4	5	6	7	8	9	10	<input type="checkbox"/>	
19	Energy	1	2	3	4	5	6	7	8	9	10	<input type="checkbox"/>	
20	Disaster management	1	2	3	4	5	6	7	8	9	10	<input type="checkbox"/>	
21	Public sector governance/ reform (i.e., government effectiveness, public financial management, public expenditure, fiscal system reform)	1	2	3	4	5	6	7	8	9	10	<input type="checkbox"/>	
22	Job creation/employment	1	2	3	4	5	6	7	8	9	10	<input type="checkbox"/>	
23	Social cohesion	1	2	3	4	5	6	7	8	9	10	<input type="checkbox"/>	
24	Financial markets	1	2	3	4	5	6	7	8	9	10	<input type="checkbox"/>	
25	Equality of opportunity (i.e., equity)	1	2	3	4	5	6	7	8	9	10	<input type="checkbox"/>	
26	Health	1	2	3	4	5	6	7	8	9	10	<input type="checkbox"/>	
27	Rural development	1	2	3	4	5	6	7	8	9	10	<input type="checkbox"/>	
28	Global/regional integration	1	2	3	4	5	6	7	8	9	10	<input type="checkbox"/>	
29	Food security	1	2	3	4	5	6	7	8	9	10	<input type="checkbox"/>	
30	Education	1	2	3	4	5	6	7	8	9	10	<input type="checkbox"/>	
31	Security/stabilization/reconstruction	1	2	3	4	5	6	7	8	9	10	<input type="checkbox"/>	
32	Social protection (e.g., pensions, targeted social assistance)	1	2	3	4	5	6	7	8	9	10	<input type="checkbox"/>	
33	Climate change (e.g., mitigation, adaptation)	1	2	3	4	5	6	7	8	9	10	<input type="checkbox"/>	
34	Agricultural development	1	2	3	4	5	6	7	8	9	10	<input type="checkbox"/>	
35	Natural resource management (e.g., oil, gas, mining)	1	2	3	4	5	6	7	8	9	10	<input type="checkbox"/>	

**SECTION C: WORLD BANK GROUP'S EFFECTIVENESS AND RESULTS**

**C2. How EFFECTIVE do you believe the World Bank Group is in terms of the work it does in the following areas of development in Guinea-Bissau?** (If you have NO exposure to/experience in working in any of the sectors listed below, please respond "Don't know")

		Not effective at all										Very effective	Don't know
1	Anti corruption	1	2	3	4	5	6	7	8	9	10	<input type="checkbox"/>	
2	Information and communications technology	1	2	3	4	5	6	7	8	9	10	<input type="checkbox"/>	
3	Transport (e.g., roads, bridges, transportation)	1	2	3	4	5	6	7	8	9	10	<input type="checkbox"/>	
4	Crime and violence	1	2	3	4	5	6	7	8	9	10	<input type="checkbox"/>	
5	Regional conflict and tensions	1	2	3	4	5	6	7	8	9	10	<input type="checkbox"/>	
6	Law and justice (e.g., judicial system)	1	2	3	4	5	6	7	8	9	10	<input type="checkbox"/>	
7	Urban development	1	2	3	4	5	6	7	8	9	10	<input type="checkbox"/>	
8	Environmental sustainability	1	2	3	4	5	6	7	8	9	10	<input type="checkbox"/>	
9	Regulatory framework	1	2	3	4	5	6	7	8	9	10	<input type="checkbox"/>	
10	Communicable/non-communicable diseases	1	2	3	4	5	6	7	8	9	10	<input type="checkbox"/>	
11	Poverty reduction	1	2	3	4	5	6	7	8	9	10	<input type="checkbox"/>	
12	Gender equity	1	2	3	4	5	6	7	8	9	10	<input type="checkbox"/>	
13	Domestic private sector development	1	2	3	4	5	6	7	8	9	10	<input type="checkbox"/>	
14	Foreign direct investment	1	2	3	4	5	6	7	8	9	10	<input type="checkbox"/>	
15	Local governance and institutions	1	2	3	4	5	6	7	8	9	10	<input type="checkbox"/>	
16	Water and sanitation	1	2	3	4	5	6	7	8	9	10	<input type="checkbox"/>	
17	Trade and exports	1	2	3	4	5	6	7	8	9	10	<input type="checkbox"/>	
18	Economic growth	1	2	3	4	5	6	7	8	9	10	<input type="checkbox"/>	
19	Energy	1	2	3	4	5	6	7	8	9	10	<input type="checkbox"/>	
20	Disaster management	1	2	3	4	5	6	7	8	9	10	<input type="checkbox"/>	
21	Public sector governance/ reform (i.e., government effectiveness, public financial management, public expenditure, fiscal system reform)	1	2	3	4	5	6	7	8	9	10	<input type="checkbox"/>	
22	Job creation/employment	1	2	3	4	5	6	7	8	9	10	<input type="checkbox"/>	
23	Social cohesion	1	2	3	4	5	6	7	8	9	10	<input type="checkbox"/>	
24	Financial markets	1	2	3	4	5	6	7	8	9	10	<input type="checkbox"/>	
25	Equality of opportunity (i.e., equity)	1	2	3	4	5	6	7	8	9	10	<input type="checkbox"/>	
26	Health	1	2	3	4	5	6	7	8	9	10	<input type="checkbox"/>	
27	Rural development	1	2	3	4	5	6	7	8	9	10	<input type="checkbox"/>	
28	Global/regional integration	1	2	3	4	5	6	7	8	9	10	<input type="checkbox"/>	
29	Food security	1	2	3	4	5	6	7	8	9	10	<input type="checkbox"/>	
30	Education	1	2	3	4	5	6	7	8	9	10	<input type="checkbox"/>	
31	Security/stabilization/reconstruction	1	2	3	4	5	6	7	8	9	10	<input type="checkbox"/>	
32	Social protection (e.g., pensions, targeted social assistance)	1	2	3	4	5	6	7	8	9	10	<input type="checkbox"/>	
33	Climate change (e.g., mitigation, adaptation)	1	2	3	4	5	6	7	8	9	10	<input type="checkbox"/>	
34	Agricultural development	1	2	3	4	5	6	7	8	9	10	<input type="checkbox"/>	
35	Natural resource management (e.g., oil, gas, mining)	1	2	3	4	5	6	7	8	9	10	<input type="checkbox"/>	

**SECTION C: WORLD BANK GROUP'S EFFECTIVENESS AND RESULTS**

**C3. Where are the World Bank Group's decisions made primarily that support the program in Guinea-Bissau? (Select only ONE response)**

1	At the Headquarters (in Washington D.C.)
2	In the country
3	Don't know

**C4. To what extent does the World Bank Group's work help to achieve development results in Guinea-Bissau?**

1	2	3	4	5	6	7	8	9	10	<input type="checkbox"/>
To no degree at all					To a very significant degree					Don't know

**C5. To what extent does the World Bank Group help to build/strengthen existing country systems (e.g., procurement, financial management, etc.) in Guinea-Bissau?**

1	2	3	4	5	6	7	8	9	10	<input type="checkbox"/>
To no degree at all					To a very significant degree					Don't know

**To what extent do you agree with the following statements about the World Bank Group in Guinea-Bissau?**

		Strongly disagree										Strongly agree	Don't know
C6	The World Bank Group's financial instruments (i.e., investment lending, Development Policy Loan, Trust Funds, etc.) meet the needs of Guinea-Bissau	1	2	3	4	5	6	7	8	9	10	<input type="checkbox"/>	
C7	The World Bank Group meets Guinea-Bissau's needs for knowledge services (e.g., research, analysis, data, technical assistance)	1	2	3	4	5	6	7	8	9	10	<input type="checkbox"/>	

**C8. To what extent do you believe the World Bank Group measures and corrects its work in real time in Guinea-Bissau?**

1	2	3	4	5	6	7	8	9	10	<input type="checkbox"/>
To no degree at all					To a very significant degree					Don't know

**PLEASE NOTE: IN SOME CASES THE SURVEY WILL ASK FOR A SPECIFIC NUMBER OF RESPONSES. PLEASE DO NOT CHOOSE ANY MORE THAN REQUESTED. IF MORE RESPONSES ARE CHOSEN, DATA CANNOT BE INCLUDED IN ANALYSIS.**

## SECTION D: THE WORLD BANK GROUP'S KNOWLEDGE WORK AND ACTIVITIES (i.e., ANALYSIS, STUDIES, RESEARCH, DATA, REPORTS, CONFERENCES)

<b>D1. How frequently do you consult World Bank Group's knowledge work and activities in the work you do?</b>	
1	Weekly
2	Monthly
3	A few times a year
4	Rarely
5	Never

In Guinea-Bissau, to what extent do you believe that the World Bank Group’s knowledge work and activities:													
		To no degree at all										To a very significant degree	Don't know
D2	Are timely	1	2	3	4	5	6	7	8	9	10	<input type="checkbox"/>	
D3	Include appropriate level of stakeholder involvement during preparation	1	2	3	4	5	6	7	8	9	10	<input type="checkbox"/>	
D4	Are relevant to Guinea-Bissau's development priorities	1	2	3	4	5	6	7	8	9	10	<input type="checkbox"/>	
D5	Lead to practical solutions	1	2	3	4	5	6	7	8	9	10	<input type="checkbox"/>	
D6	Are accessible (well written and easy to understand)	1	2	3	4	5	6	7	8	9	10	<input type="checkbox"/>	
D7	Are source of relevant information on global good practices	1	2	3	4	5	6	7	8	9	10	<input type="checkbox"/>	
D8	Enhance your knowledge and/or skills	1	2	3	4	5	6	7	8	9	10	<input type="checkbox"/>	
D9	Are adequately disseminated	1	2	3	4	5	6	7	8	9	10	<input type="checkbox"/>	
D10	Are translated enough into local language	1	2	3	4	5	6	7	8	9	10	<input type="checkbox"/>	
D11	Are adaptable to Guinea-Bissau’s specific development challenges and country circumstances	1	2	3	4	5	6	7	8	9	10	<input type="checkbox"/>	

<b>D12. Overall, how significant a contribution do you believe the World Bank Group's knowledge work and activities make to development results in your country?</b>												
1	2	3	4	5	6	7	8	9	10			
Not significant at all									Very significant	Don't know		

<b>D13. Overall, how would you rate the technical quality of the World Bank Group's knowledge work and activities?</b>												
1	2	3	4	5	6	7	8	9	10			
Very low technical quality									Very high technical quality	Don't know		

**SECTION E: WORKING WITH THE WORLD BANK GROUP**

To what extent does each of the following aspects of the World Bank Group's technical assistance/ advisory work contribute to solving Guinea-Bissau's development challenges?													
		To no degree at all										To a very significant degree	Don't know
		1	2	3	4	5	6	7	8	9	10		
<b>E1</b>	Conceptualization (understanding and framing the problem)											<input type="checkbox"/>	
<b>E2</b>	Design (appraising and planning the solutions)											<input type="checkbox"/>	
<b>E3</b>	Implementation (Executing, carrying out, monitoring and making appropriate adjustments)											<input type="checkbox"/>	
<b>E4</b>	Evaluation (assessing the impact and results)											<input type="checkbox"/>	

To what extent do you agree/disagree with the following statements?													
		Strongly disagree										Strongly agree	Don't know
		1	2	3	4	5	6	7	8	9	10		
<b>E5</b>	The World Bank Group disburses funds promptly											<input type="checkbox"/>	
<b>E6</b>	The World Bank Group effectively monitors and evaluates the projects and programs it supports											<input type="checkbox"/>	
<b>E7</b>	The World Bank Group's approvals and reviews are done in a timely fashion											<input type="checkbox"/>	
<b>E8</b>	The World Bank Group's "Safeguard Policy" requirements are reasonable											<input type="checkbox"/>	
<b>E9</b>	The World Bank Group's conditions on its lending are reasonable											<input type="checkbox"/>	
<b>E10</b>	The World Bank Group takes decisions quickly in Guinea-Bissau											<input type="checkbox"/>	
<b>E11</b>	Working with the World Bank Group increases Guinea-Bissau's institutional capacity											<input type="checkbox"/>	
<b>E12</b>	The World Bank Group ensures consistency and continuity through staff changes											<input type="checkbox"/>	
<b>E13</b>	Where country systems (e.g., procurement, financial management, etc.) are adequate, the World Bank Group makes appropriate use of them											<input type="checkbox"/>	
<b>E14</b>	The World Bank Group provides effective implementation support (i.e., supervision of projects)											<input type="checkbox"/>	

**SECTION E: WORKING WITH THE WORLD BANK GROUP**

**E15. Which of the following best describes the way the World Bank Group operates in Guinea-Bissau? (Select only one response)**

1	The World Bank Group takes too much risk in Guinea-Bissau
2	The World Bank Group does not take enough risk in Guinea-Bissau
3	The World Bank Group's approach to risk is appropriate
4	Don't know
5	Prefer not to answer

**E16. To what extent do you believe the World Bank Group is adequately staffed in Guinea-Bissau?**

1	2	3	4	5	6	7	8	9	10	<input type="checkbox"/>
To no degree at all					To a very significant degree					Don't know

**PLEASE NOTE: IN SOME CASES THE SURVEY WILL ASK FOR A SPECIFIC NUMBER OF RESPONSES. PLEASE DO NOT CHOOSE ANY MORE THAN REQUESTED. IF MORE RESPONSES ARE CHOSEN, DATA CANNOT BE INCLUDED IN ANALYSIS.**

**SECTION F: THE FUTURE ROLE OF THE WORLD BANK GROUP IN GUINEA-BISSAU****F1. Which of the following SHOULD the World Bank Group do to make itself of greater value in Guinea-Bissau? (Choose no more than TWO)**

1	Provide more adequate data/knowledge/statistics/figures on Guinea-Bissau's economy
2	Collaborate more effectively with Government clients (e.g., national, state, local)
3	Offer more innovative financial products
4	Improve the competitiveness of its financing compared to markets (e.g., cost, timeliness, other terms)
5	Reach out more to groups outside of Government
6	Improve the quality of its experts as related to Guinea-Bissau's specific challenges
7	Offer more innovative knowledge services
8	Ensure greater selectivity in its work
9	Increase the level of capacity development in the country
10	Reduce the complexity of obtaining World Bank Group financing
11	Work faster
12	Increase the level of World Bank Group staffing in Guinea-Bissau's office
13	Other (please specify): _____

**F2. When considering the combination of services that the World Bank Group offers in Guinea-Bissau, and taking into account its limited level of resources, which ONE of the following do you believe the World Bank Group should offer more of in Guinea-Bissau? (Select only ONE response)**

1	Financial services
2	Knowledge products
3	Convening services
4	None of the above
5	The combination is appropriate for Guinea-Bissau
6	Don't know

**SECTION F: THE FUTURE ROLE OF THE WORLD BANK GROUP IN GUINEA-BISSAU**

<b>F3. Please answer the following questions:</b>		<b>(Choose no more than THREE for each column)</b>	
		<b>A. Which THREE areas below would benefit most from the World Bank Group playing a leading role among international partners in Guinea-Bissau?</b>	<b>B. Which THREE areas below would benefit most from other donors in Guinea-Bissau?</b>
1	Social safety nets	<input type="checkbox"/>	<input type="checkbox"/>
2	Public financial management	<input type="checkbox"/>	<input type="checkbox"/>
3	Reducing violence	<input type="checkbox"/>	<input type="checkbox"/>
4	Access to justice systems	<input type="checkbox"/>	<input type="checkbox"/>
5	Security mechanisms	<input type="checkbox"/>	<input type="checkbox"/>
6	Conflict resolution mechanisms	<input type="checkbox"/>	<input type="checkbox"/>
7	Access to basic services	<input type="checkbox"/>	<input type="checkbox"/>
8	Capacity of state institutions	<input type="checkbox"/>	<input type="checkbox"/>
9	Jobs	<input type="checkbox"/>	<input type="checkbox"/>
10	Improving livelihoods	<input type="checkbox"/>	<input type="checkbox"/>
11	Social cohesion	<input type="checkbox"/>	<input type="checkbox"/>
12	Stimulating dialogue to promote peace and stability	<input type="checkbox"/>	<input type="checkbox"/>

<b>F4. What should the World Bank Group do to improve collaboration with the UN in the field? (Choose no more than THREE)</b>	
1	Share more information about the World Bank Group's activities, products, and knowledge
2	Collaborate on analysis, assessments and planning, including on rapid assessments on emerging crisis and changing circumstances when both institutions are engaged
3	Develop joint or complementary projects with the UN, leveraging each organization's comparative advantages
4	Develop guidelines, framework and tools to facilitate operational cooperation and cross-financing
5	Organize more joint meetings and missions with the UN
6	Involve UN experts to a greater degree in World Bank Group activities
7	Other (please specify): _____

**SECTION G: COMMUNICATION AND INFORMATION SHARING**

<b>G1. How do you get most of your information about economic and social development issues in Guinea-Bissau? (Choose no more than TWO)</b>	
1	Local newspapers
2	International newspapers
3	Local radio
4	International radio
5	Local television
6	International television
7	Periodicals
8	Internet
9	Social media (e.g., Facebook, Twitter, Youtube, Flickr)
10	Blogs
11	Mobile phones
12	Instant messaging
13	Other (please specify): _____

<b>G2. How would you prefer to receive information from the World Bank Group? (Choose no more than TWO)</b>	
1	Blogs
2	Direct contact with World Bank Group (i.e., face to face meetings/discussions)
3	e-Newsletters
4	Instant messaging
5	World Bank Group's seminars/workshops/conferences
6	World Bank Group's publications and other written materials
7	Mobile phones
8	Social media (e.g., Facebook, Twitter, Youtube, Flickr)
9	World Bank Group's website
10	Other (please specify): _____

<b>G3</b>	Are you aware of the World Bank Group's Access to Information Policy under which the Bank will now disclose any information in its possession that is not on a list of exceptions?	<b>Yes</b>	<b>No</b>
<b>G4</b>	Have you requested information from the World Bank Group on its activities in the past year? <b>(If YES please go to Question G5; if NO please go to G6)</b>	<b>Yes</b>	<b>No</b>
<b>G5</b>	Were you able to obtain this information?	<b>Yes</b>	<b>No</b>
<b>G6</b>	Do you have access to the Internet?	<b>Yes</b>	<b>No</b>
<b>G7</b>	Do you use/have you used the World Bank Group website?	<b>Yes</b>	<b>No</b>

**SECTION G: COMMUNICATION AND INFORMATION SHARING**

<b>G8. Which do you primarily use? (Select only ONE response)</b>	
1	The World Bank Group's country website (www.worldbank.org/guineabissau)
2	The World Bank Group's main website (www.worldbank.org)

<b>G9. Which Internet connection do you use primarily when visiting a World Bank Group website?</b>	
1	High speed
2	Dial-up

<b>Please rate how much you agree with the following statements.</b>													
		<b>Strongly disagree</b>								<b>Strongly agree</b>			<b>Don't know</b>
		1	2	3	4	5	6	7	8	9	10		
<b>G10</b>	I use/consult World Bank Group's data more often than I did a few years ago												<input type="checkbox"/>
<b>G11</b>	I find the World Bank Group's websites easy to navigate. <i>(Only answer if you have used a World Bank Group website)</i>												<input type="checkbox"/>
<b>G12</b>	I find the information on the World Bank Group's websites useful. <i>(Only answer if you have used a World Bank Group website)</i>												<input type="checkbox"/>
<b>G13</b>	The World Bank Group's social media channels (e.g., Facebook, Twitter, Youtube, Flickr) are valuable sources of information about the institution												<input type="checkbox"/>
<b>G14</b>	When I need information from the World Bank Group I know how to find it (e.g., whom to call, where to reach them, etc.)												<input type="checkbox"/>
<b>G15</b>	The World Bank Group is responsive to my information requests and inquiries												<input type="checkbox"/>

**PLEASE NOTE: IN SOME CASES THE SURVEY WILL ASK FOR A SPECIFIC NUMBER OF RESPONSES. PLEASE DO NOT CHOOSE ANY MORE THAN REQUESTED. IF MORE RESPONSES ARE CHOSEN, DATA CANNOT BE INCLUDED IN ANALYSIS.**

**SECTION H: BACKGROUND INFORMATION**

<b>H1. Which of the following best describes your current position? (Select only ONE response)</b>	
1	Office of the President, Prime Minister
2	Office of Minister
3	Office of Parliamentarian
4	Employee of a Ministry, Ministerial Department or Implementation Agency
5	Consultant/Contractor working on World Bank Group supported Project/Program
6	Project Management Unit (PMU) overseeing implementation of project
7	Local Government Office or Staff
8	Bilateral Agency
9	Multilateral Agency
10	Private Sector Organization
11	Private Foundation
12	Financial Sector/Private Bank
13	NGO
14	Community Based Organization
15	Media (Press, Radio, TV, Web, etc.)
16	Independent Government Institution (i.e., Regulatory Agency, Central Bank/oversight institution)
17	Trade Union
18	Faith-Based Group
19	Academia/Research Institute/Think Tank
20	Judiciary Branch
21	Other (please specify): _____

<b>H2. Please identify the primary specialization of your work. (Select only ONE response)</b>			
1	Agriculture/ rural development / food security	11	Natural resource management / environmental sustainability
2	Climate change / disaster management	12	Private sector development / foreign direct investment
3	Education	13	Public sector governance / public financial management / anti corruption
4	Energy	14	Social protection
5	Financial markets / banking	15	Transport
6	Gender equity / equality of opportunity	16	Urban development
7	Health / communicable/non-communicable diseases	17	Water and sanitation
8	Information and communications technology	18	Generalist
9	Job creation/employment	19	Other (please specify): _____
10	Law and justice / regulatory framework		

**SECTION H: BACKGROUND INFORMATION**

<b>H3. Currently, do you professionally collaborate/work with the World Bank Group in your country?</b>	
1	Yes
2	No

<b>H4. Which of the following agencies of the World Bank Group do you primarily engage with in Guinea-Bissau? (Select only ONE response)</b>	
1	The World Bank (IDA)
2	The International Finance Corporation (IFC)
3	The Multilateral Investment Guarantee Agency (MIGA)
4	Other (please specify): _____

<b>H5. Do your projects involve both the World Bank and the IFC?</b> <i>(If YES please go to Question H6; If NO please go to H7)</i>	
1	Yes
2	No

<b>H6. If yes, what was your view on the two institutions working together in Guinea-Bissau? (Select only ONE response)</b>	
1	Working well together
2	Collaborating but needs improvement
3	In conflict
4	Other (please specify): _____
5	Don't know

<b>H7. Which of the following describes most of your exposure to the World Bank Group in Guinea-Bissau? (Choose no more than TWO)</b>	
1	Observer (i.e., follow in media, discuss in informal conversations, etc.)
2	Use World Bank Group reports/data
3	Engage in World Bank Group related/sponsored events/activities
4	Collaborate as part of my professional duties
5	Use World Bank Group website for information, data, research, etc.

<b>H8. Which best represents your geographic location?</b>	
1	Bissau
2	Provincial capital
3	Other

**Thank you for completing the survey!**