

FY15 Cabo Verde Country Opinion Survey Report

THE WORLD BANK GROUP

Public Opinion Research Group



April 2016



Acknowledgements

The Cabo Verde Country Opinion Survey is part of the Country Opinion Survey Program series of the World Bank Group. This report was prepared by the Public Opinion Research Group (PORG) team led by Sharon Felzer (Senior Communications Officer, Head of PORG), Svetlana Markova, Jing Guo, and Jessica Cameron. Calita Woods, Dania Mendoza, and Isabel Tepedino provided data support. The report was prepared under the overall guidance and supervision of Sumir Lal (Director, ECRGP). PORG acknowledges the significant contribution from the country team and the local fielding agency Afrosondagem. In particular, PORG is grateful for the support from Antonio Baptista (Consultant) who coordinated the survey related activities in Cabo Verde.



Country Opinion Surveys
THE WORLD BANK GROUP



Table of Contents

I. Objectives	3
II. Methodology.....	3
III. Demographics of the Sample.....	4
IV. General Issues Facing Cabo Verde	8
V. Overall Attitudes toward the World Bank Group.....	12
VI. Sectoral Importance and Effectiveness.....	20
VII. How the World Bank Group Operates	25
VIII. World Bank Group's Knowledge and Instruments	32
IX. The Future Role of the World Bank Group in Cabo Verde	36
X. Communication and Outreach	41
XI. Appendices.....	48





I. Objectives

This survey was designed to assist the World Bank Group (WBG) in gaining a better understanding of how stakeholders in Cabo Verde perceive the WBG. The survey explored:

- *General Issues Facing Cabo Verde*
- *Overall Attitudes toward the World Bank Group*
- *World Bank Group's Effectiveness and Results*
- *The World Bank Group's Knowledge Work and Activities*
- *Working with the World Bank Group*
- *The Future Role of the World Bank Group in Cabo Verde*
- *Communication and Information Sharing*
- *Background Information*

II. Methodology

From June to September 2015, 272 stakeholders of the WBG in Cabo Verde were invited to provide their opinions on the WBG's work in the country by participating in a country opinion survey. Participants were drawn from the Office of the President/Prime Minister; office of a minister; office of a parliamentarian; ministries/ministerial departments; Project Management Units (PMUs) overseeing implementation of WBG projects; consultants/contractors working on WBG-supported projects/ programs; local governments; bilateral/multilateral agencies; private sector organizations; private foundations; the financial sector/private banks; non-profit organizations/community based organizations; the media; independent government institutions; trade unions; faith-based groups; youth groups; academia/research institutes/think tanks; the judiciary branch; and other organizations. A total of 107 stakeholders participated in the survey (39% response rate).

Respondents received and completed with the presence of a representative of the independent fielding agency. Respondents were asked about: general issues facing Cabo Verde; their overall attitudes toward the WBG; the WBG's effectiveness and results; the WBG's knowledge work and activities; working with the WBG; the WBG's future role in Cabo Verde; and the WBG's communication and information sharing.

Every country that engages in the Country Opinion Survey must include specific indicator questions that will be aggregated for the World Bank Group's annual Corporate Scorecard. These questions are identified throughout the survey report.

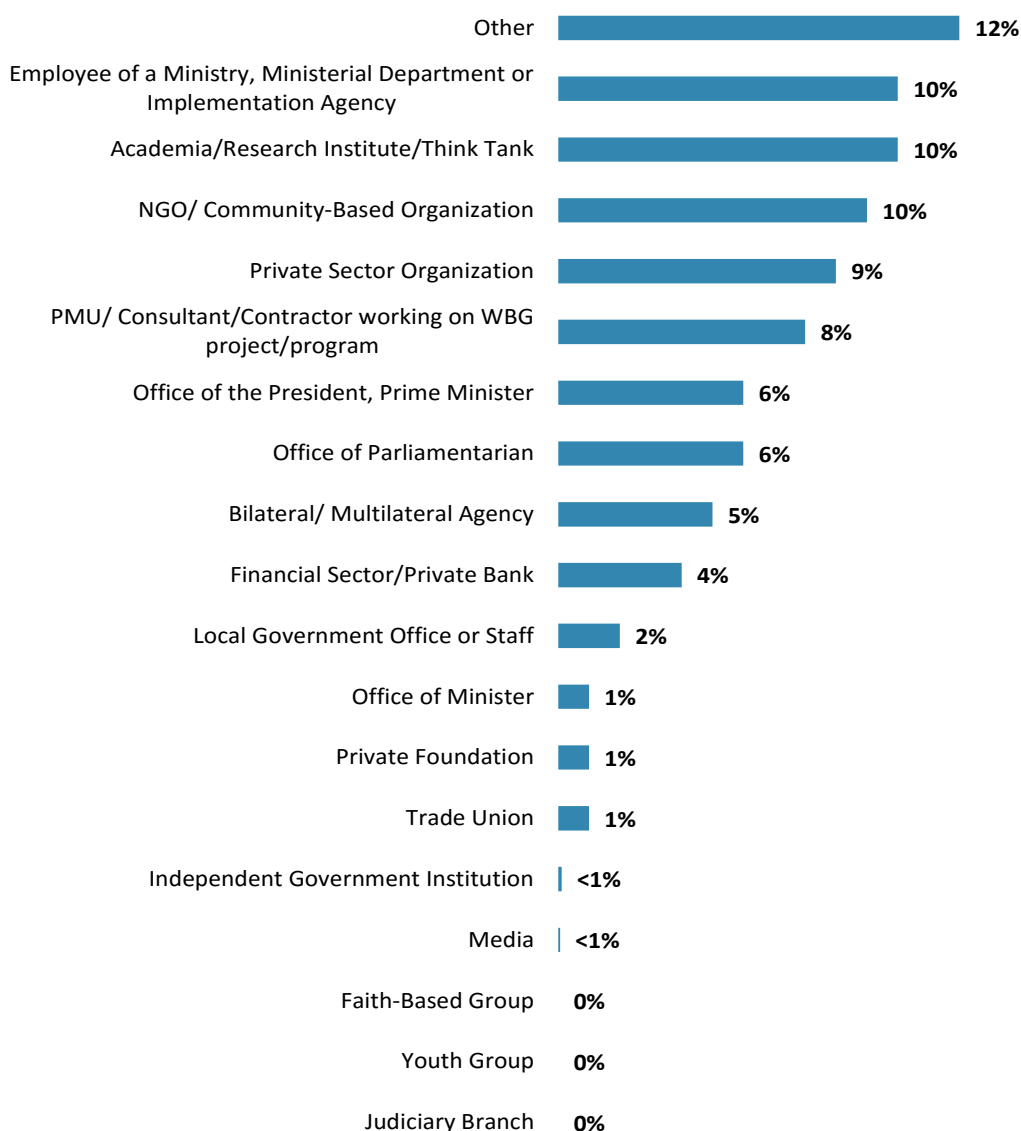


III. Demographics of the Sample

Current Position

- For further analyses, respondents from ministries/ ministerial departments/implementation agencies, PMUs, and consultants working on WBG projects were combined; respondents from the financial sector/private banks were combined with those from private sector organizations; respondents from NGO/community based organizations, private foundations, and trade unions were combined in the “CSO” category. Few respondents from the office of the President, Prime Minister, the office of a Minister, the office of parliamentarian, local governments, bilateral/multilateral agencies, media, and other organizations were included in the “Other” category. There were no respondents from the faith-based groups, youth groups, and the judiciary branch.

Percentage of Respondents (N=105)

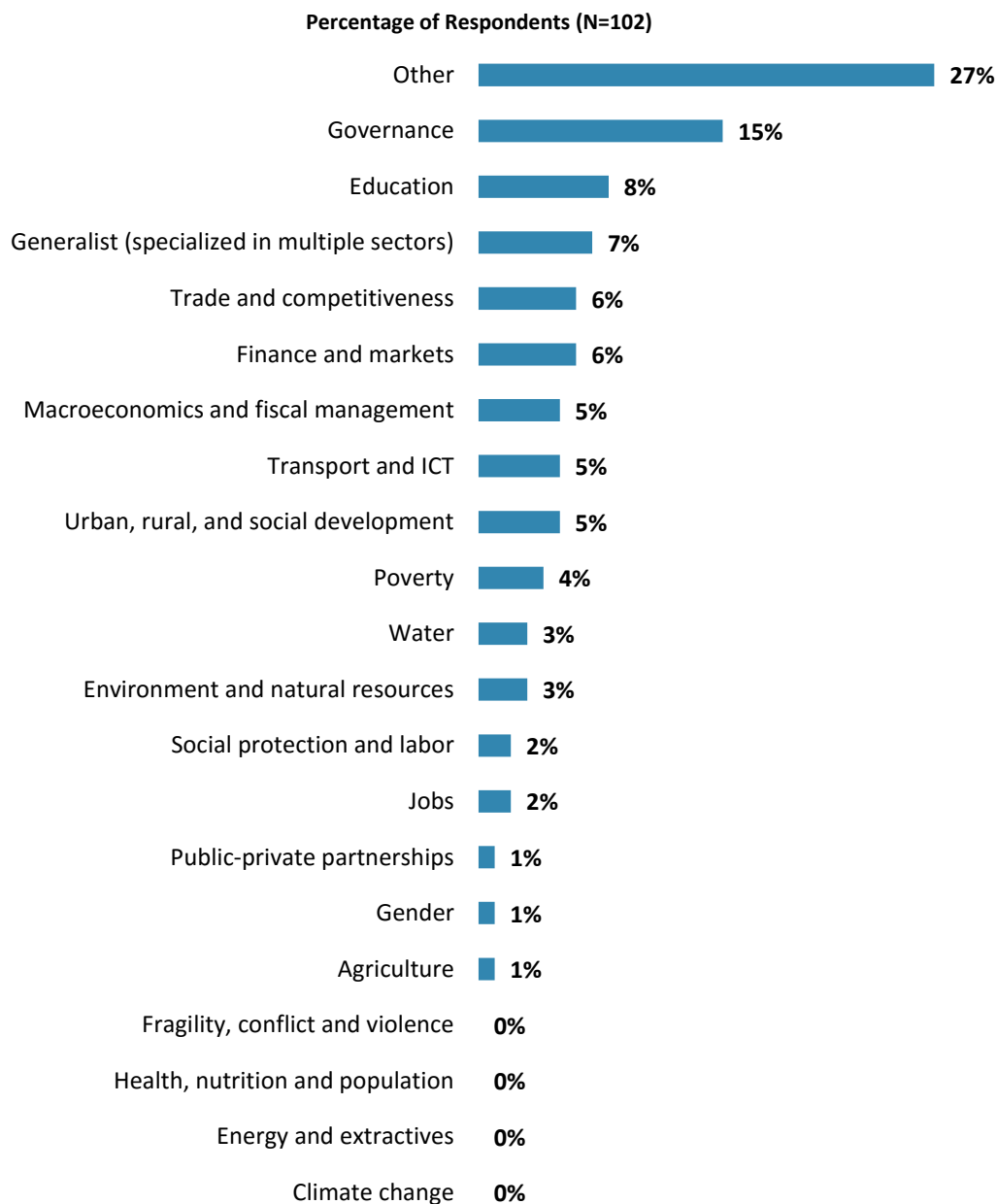


“Which of the following best describes your current position?” (Respondents chose from a list.)



III. Demographics of the Sample (continued)

Area of Primary Specialization



“Please identify the primary specialization of your work.” (Respondents chose from a list.)

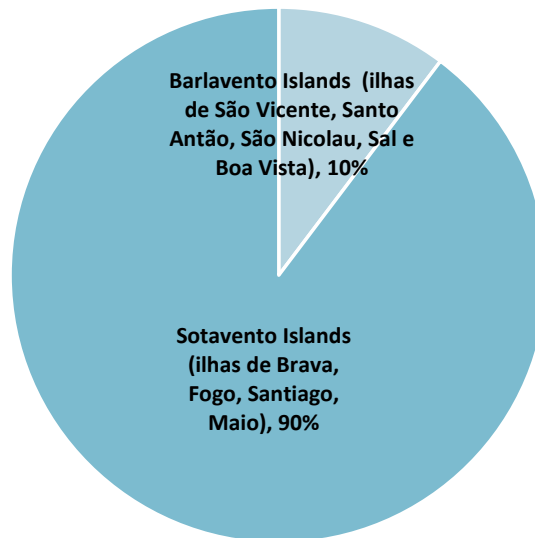


III. Demographics of the Sample (continued)

Geographic locations

- For comparisons between geographic locations, please go to appendix C (page 90).

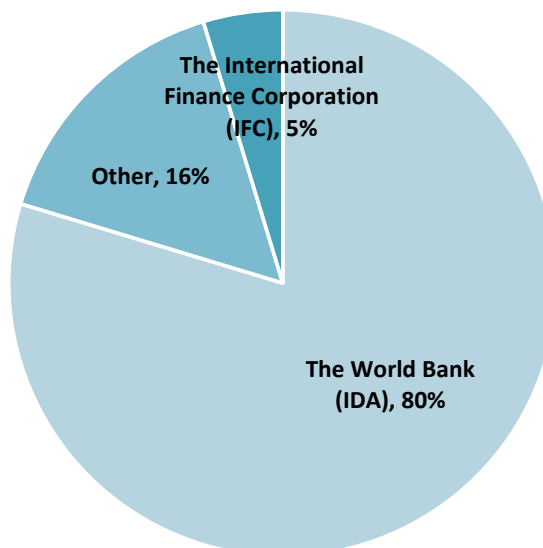
Percentage of Respondents (N=107)



"Which best represents your geographic location?"
(Respondents chose from a list.)

Exposure to Agencies within the World Bank Group

Percentage of Respondents (N=64)



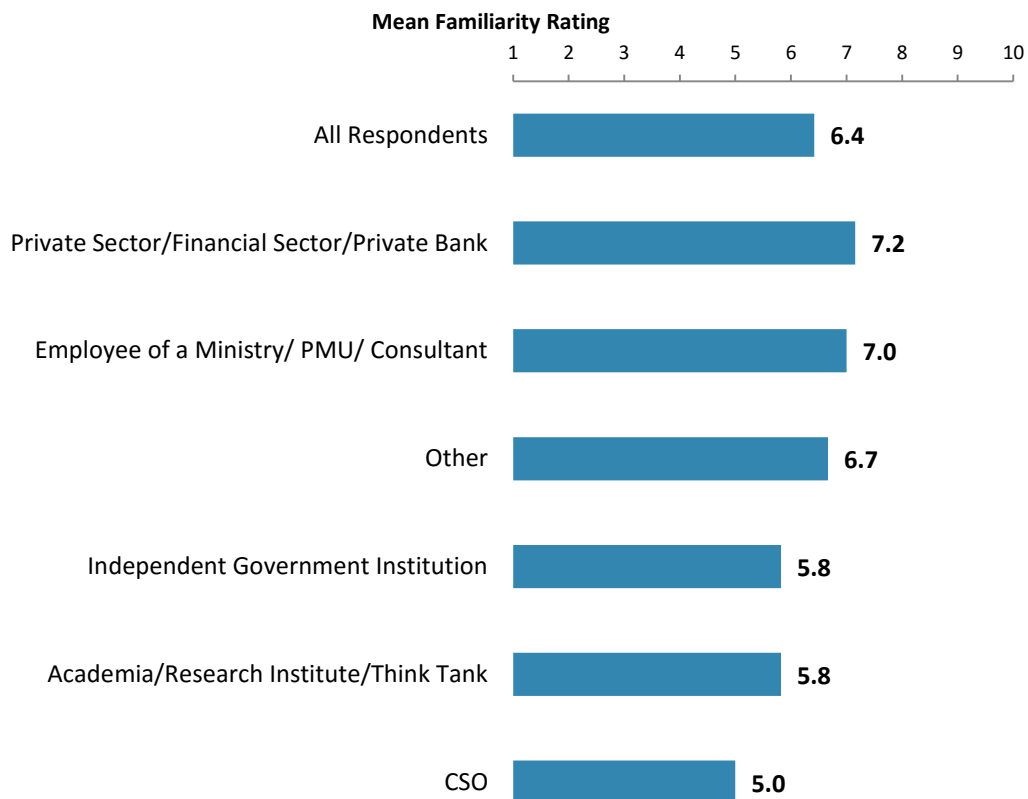
"Which of the following agencies of the World Bank Group do you primarily engage with in Cape Verde?" (Respondents chose from a list.) (Note: percentages may not total 100 due to rounding)
(Note: no respondents chose "the Multilateral Investment Guarantee Agency")



III. Demographics of the Sample (continued)

Familiarity with the World Bank Group

- Respondents across stakeholder groups had statistically similar levels of familiarity with the work of the WBG in Cabo Verde.
- Respondents' levels of familiarity with the WBG were significantly, strongly correlated with their ratings of the WBG's overall effectiveness in Cabo Verde, and significantly, moderately correlated with the extent to which they believe the WBG contributes to Cabo Verde's development results.

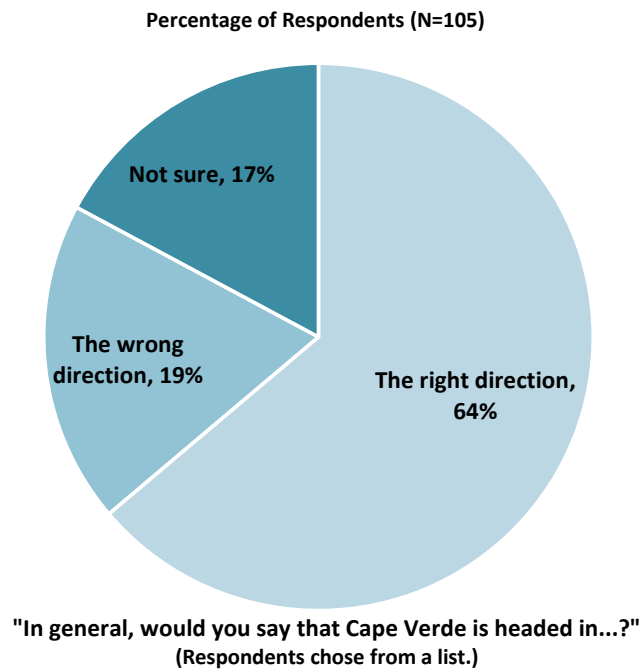


"How familiar are you with the work of the World Bank Group in Cape Verde?"
(1 - "Not familiar at all", 10 - "Extremely familiar")



IV. General Issues Facing Cabo Verde

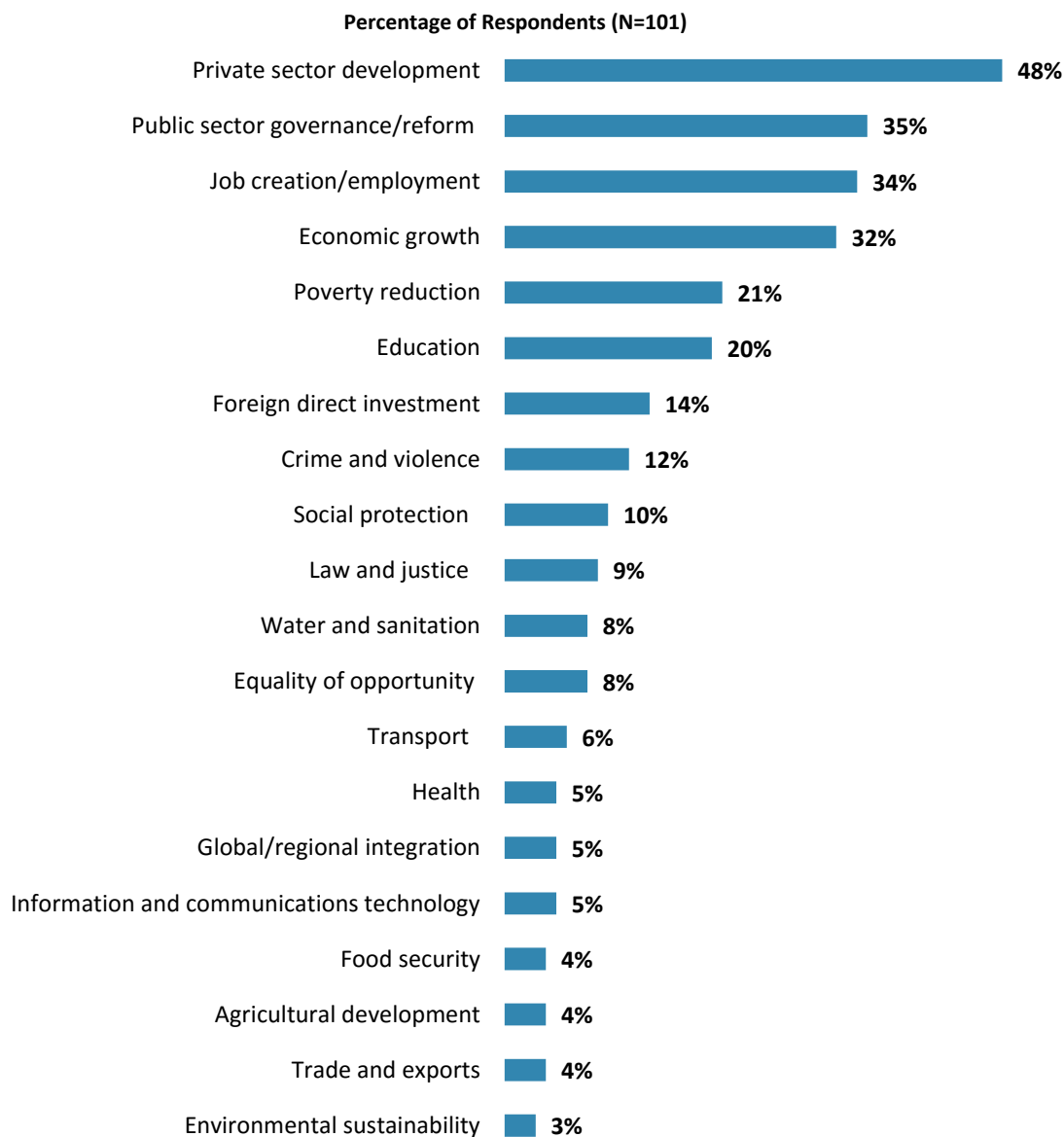
Headed in the Right Direction





IV. General Issues Facing Cabo Verde (continued)

Development Priority

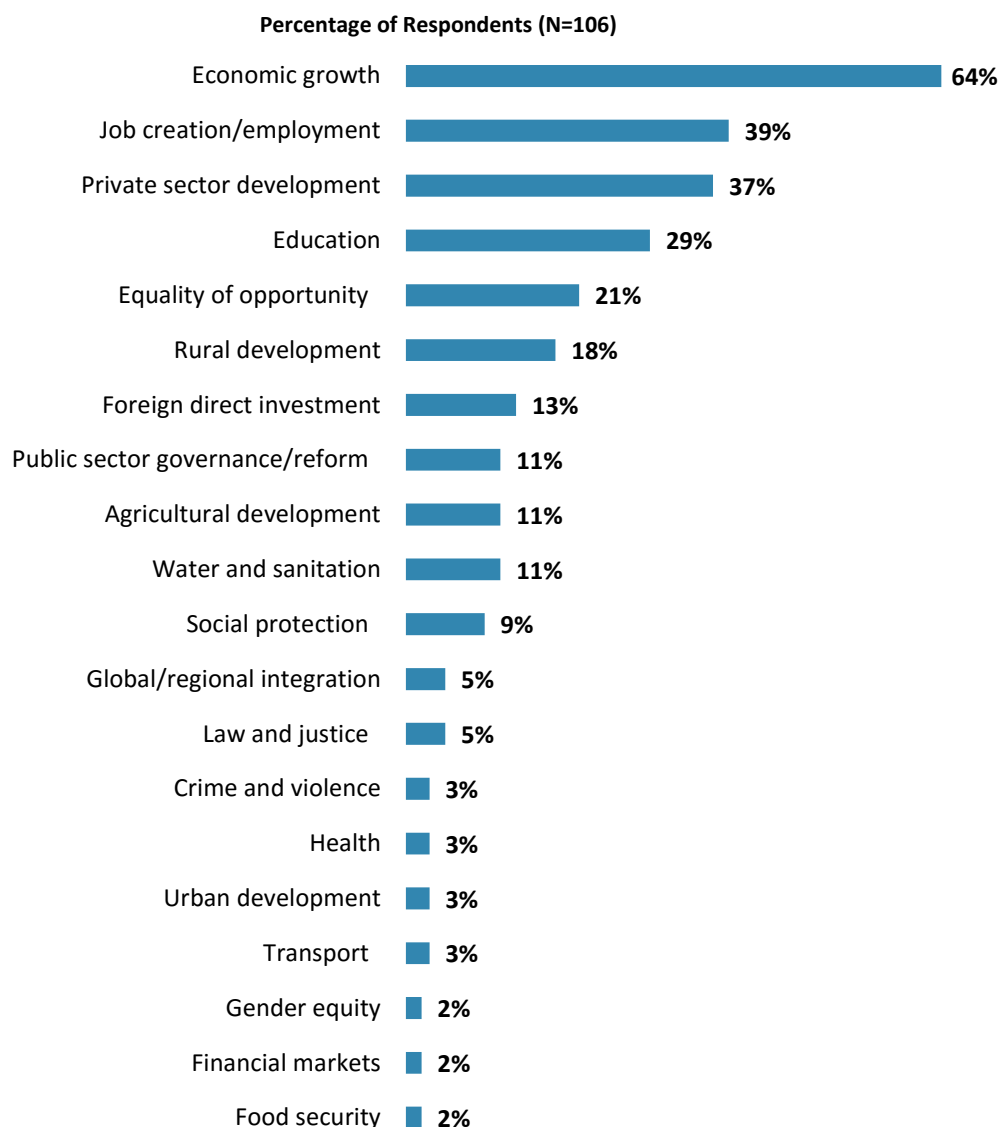


"Listed below are a number of development priorities in Cape Verde. Please identify which of the following you consider the most important development priorities in Cape Verde. (Choose no more than THREE)"
(Respondents chose from a list. Responses combined. Top 20 of 31 response options shown.)



IV. General Issues Facing Cabo Verde (continued)

What Would Contribute Most to Reducing Poverty



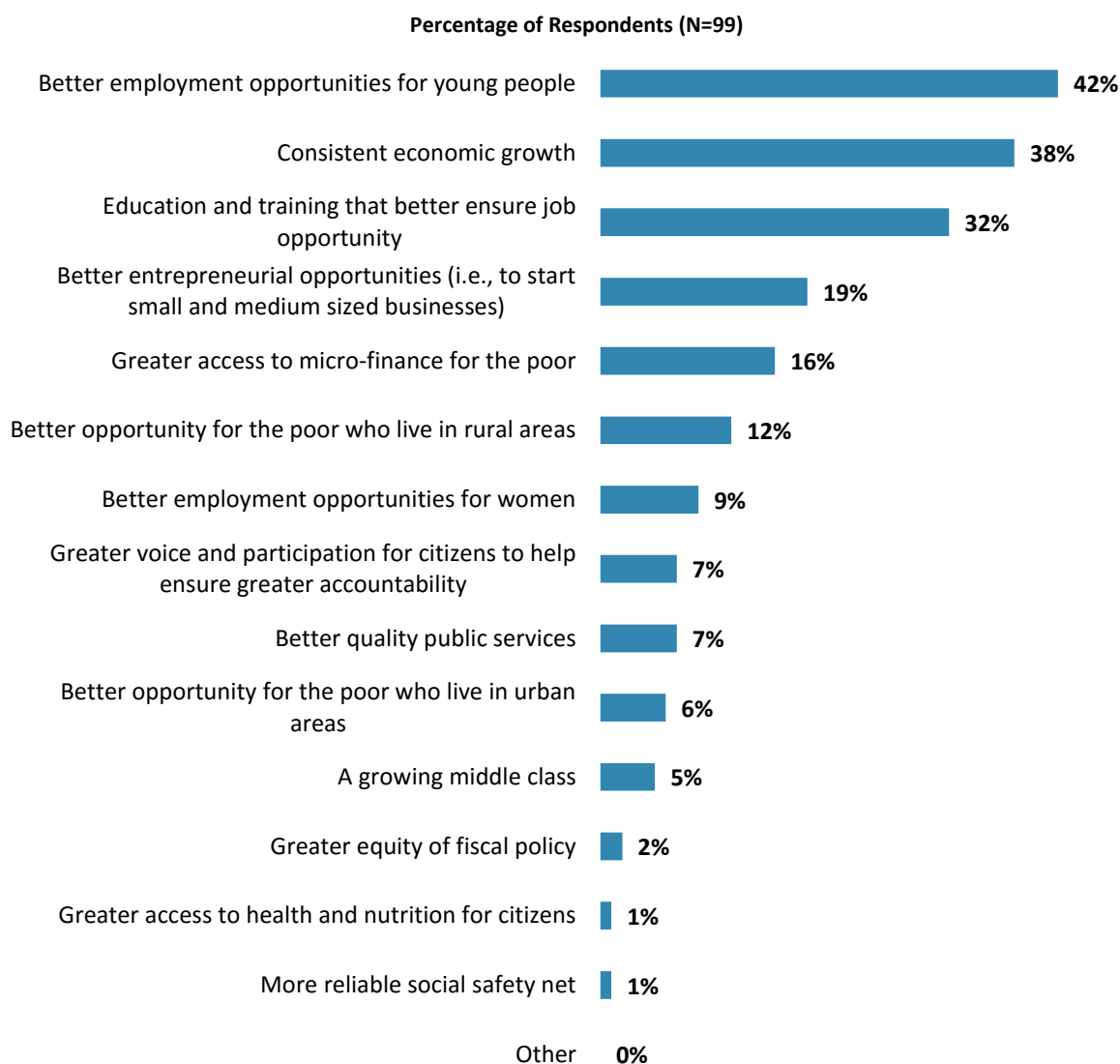
"Poverty reduction is a broad term that encompasses work in many different areas.

Which THREE areas of development listed below do you believe would contribute most to reducing poverty in Cape Verde? (Choose no more than THREE)" (Respondents chose from a list. Responses combined. Top 20 of 30 response options shown.)



IV. General Issues Facing Cabo Verde (continued)

Factors Contributing to “Shared Prosperity”



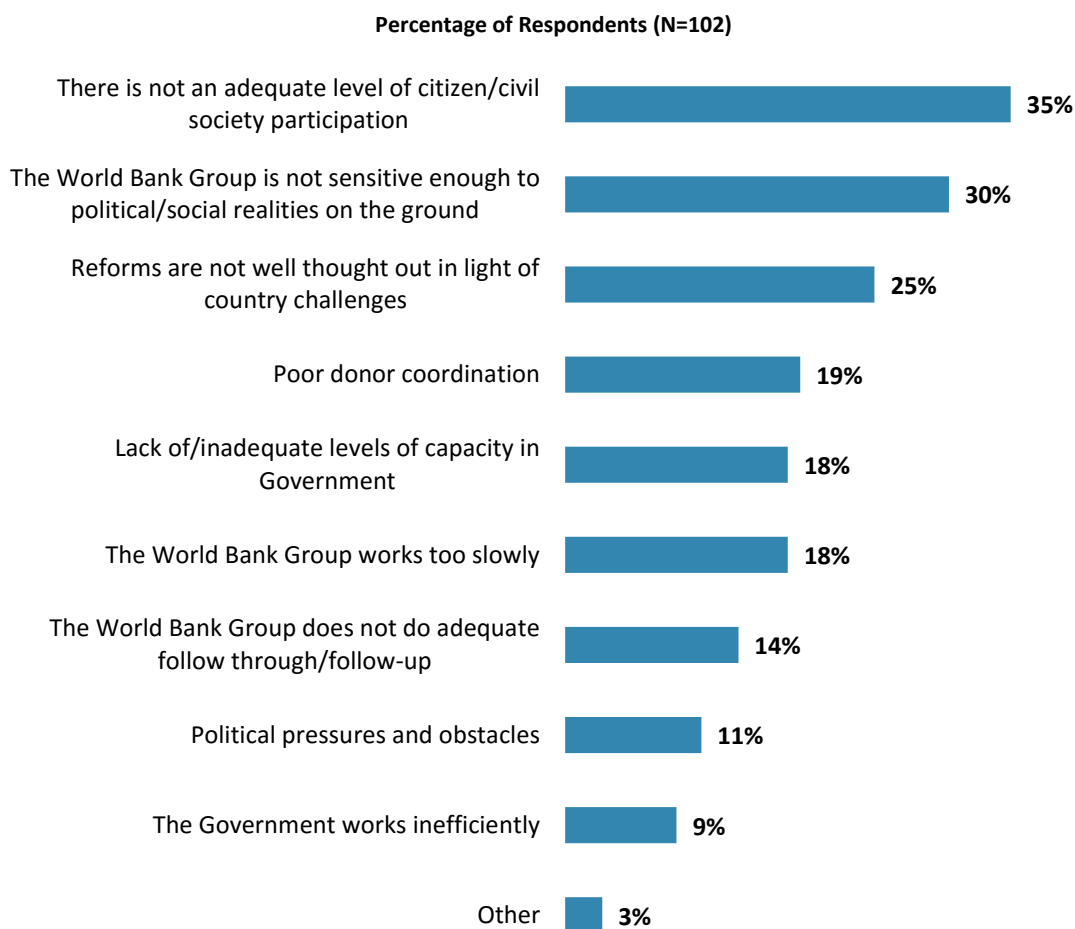
"The World Bank Group's "Shared Prosperity" goal captures two key elements, economic growth and equity. It will seek to foster income growth among the bottom 40 percent of a country's population. Improvement in the Shared Prosperity Indicator requires growth and well-being of the less well-off. When thinking about the idea of "shared prosperity" in your country, which of the following TWO best illustrate how this would be achieved in Cape Verde? (Choose no more than TWO)"
(Respondents chose from a list. Responses combined.)



V. Overall Attitudes toward the World Bank Group

Attributing Failed/Slow Reform Efforts

- **Stakeholder groups:** respondents from the CSOs were significantly more likely to attribute failed or slow WBG assisted reform efforts to that “*there is not an adequate level of citizen/civil society participation,*” compared to respondents from other stakeholder groups.



"When World Bank Group assisted reform efforts fail or are slow to take place, which of the following would you attribute this to? (Choose no more than TWO)"
(Respondents chose from a list. Responses combined.)



V. Overall Attitudes toward the World Bank Group (continued)

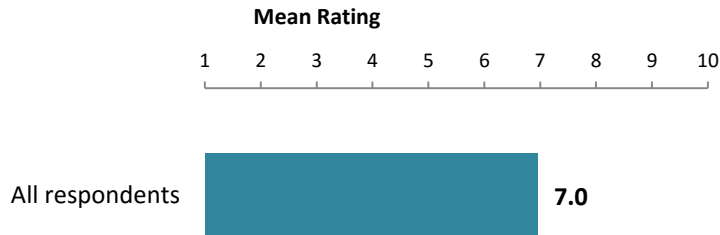
As noted in the "Methodology" section, the indicator questions referred to throughout the survey report are questions that are asked in every country that engages in the Country Opinion Survey. These will be aggregated for the World Bank Group's annual Corporate Scorecard.

The World Bank Group's Overall Effectiveness (Indicator Question)



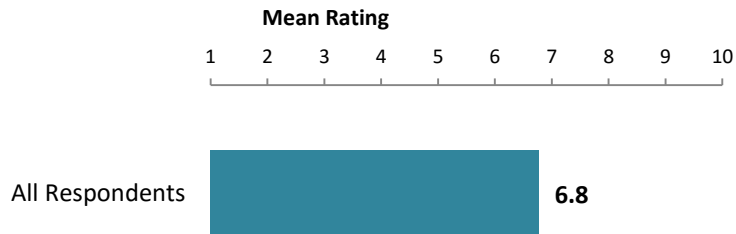
"Overall, please rate your impression of the World Bank Group's effectiveness in Cape Verde."
(1 - "Not effective at all", 10 - "Very effective")

Achieving Development Results (Indicator Question)



"To what extent does the World Bank Group's work help to achieve development results in Cape Verde?" (1-"To no degree at all", 10-"To a very significant degree")

WBG Staff Preparedness



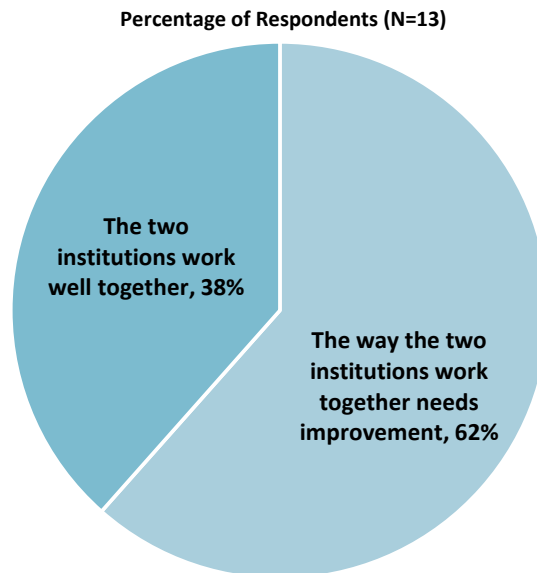
"To what extent do you believe the World Bank Group's staff is well prepared (e.g., skills and knowledge) to help Cape Verde solve its most complicated development challenges?"
(1-"To no degree at all", 10-"To a very significant degree")



V. Overall Attitudes toward the World Bank Group (continued)

The World Bank and the IFC Working Together

- Only those stakeholders who responded “Yes” to the question “*Do your projects involve both the World Bank and the IFC?*” provided their views on the working relationship between the World Bank and the IFC.



“If your projects involved both the World Bank and the IFC, what was your view on the two institutions working together in Cape Verde?” (Respondents chose from a list.)
(Note: no respondents chose “don’t know” or “the two institutions do not work well together”)



V. Overall Attitudes toward the World Bank Group (continued)

Overall Ratings for Indicator Questions by Stakeholder Groups¹

- **Stakeholder groups:** respondents from CSOs gave significantly higher overall ratings for the twenty five indicator questions than respondents from other stakeholder groups.
- **Collaboration:** collaborators and non-collaborators with the WBG gave statistically similar overall ratings for the twenty five indicator questions.



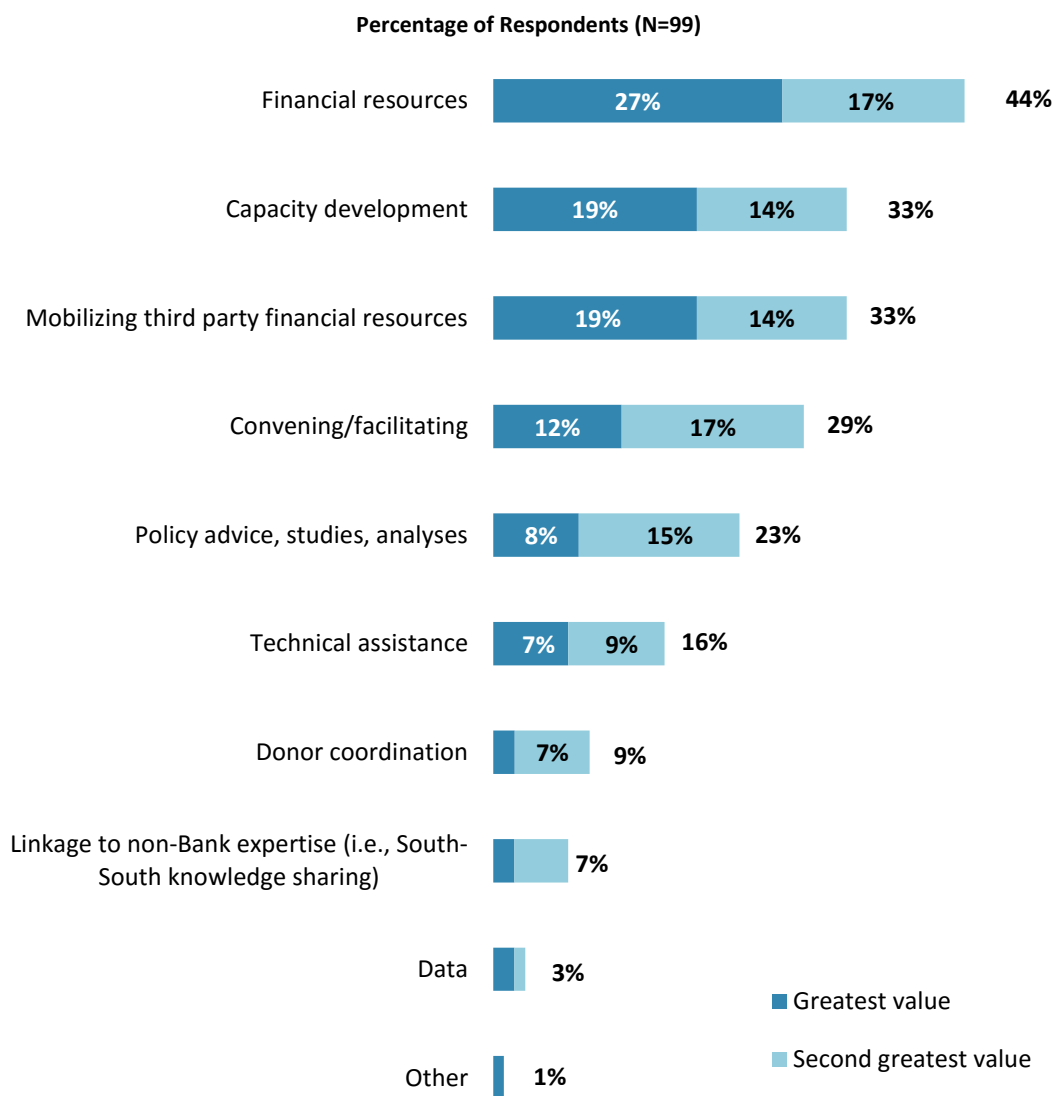
Mean Ratings for All Indicator Questions by Stakeholder Groups on a Scale from 1 to 10

¹ Responses to all twenty five indicator questions by stakeholder levels of collaboration with the WBG can be found in Appendix E (page 102).



V. Overall Attitudes toward the World Bank Group (continued)

Greatest Value

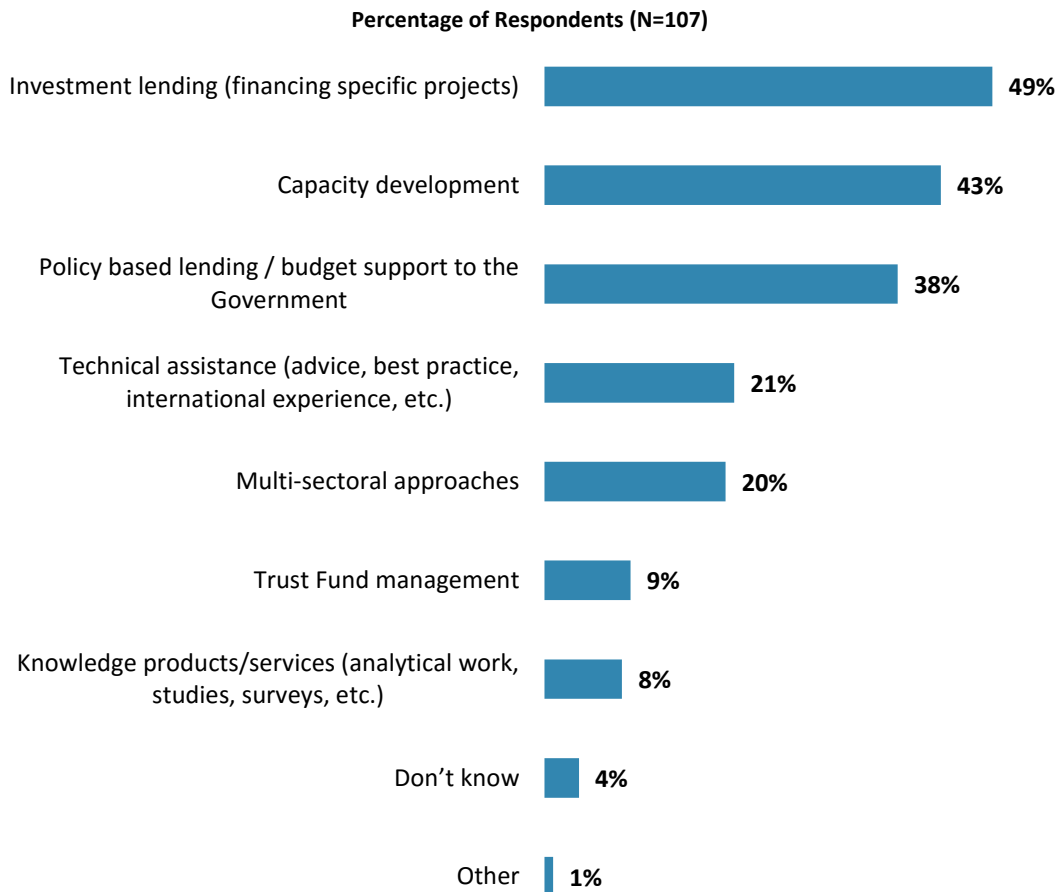


"When thinking about the World Bank Group's role, which activity do you believe is of greatest VALUE and which activity is of second greatest value in Cape Verde?"
(Respondents chose from a list.)



V. Overall Attitudes toward the World Bank Group (continued)

Most Effective Instruments in Reducing Poverty

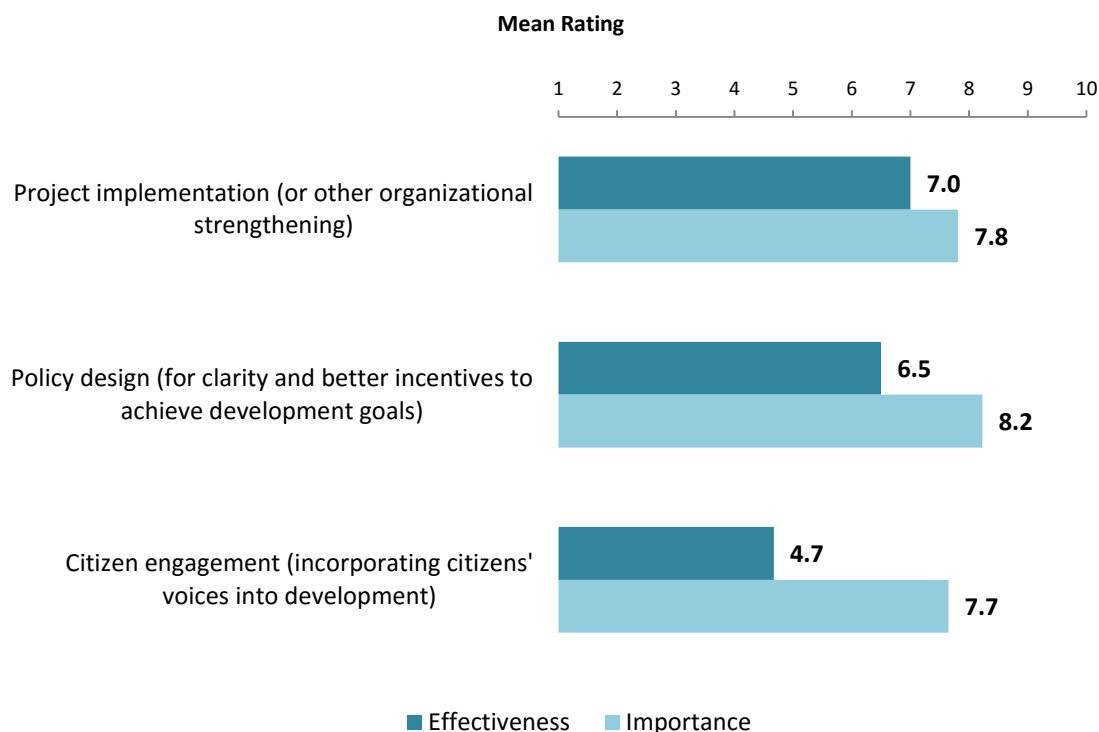


“Which World Bank Group's instruments do you believe are the MOST effective in reducing poverty in Cape Verde? (Choose no more than TWO)”
(Respondents chose from a list. Responses combined.)



V. Overall Attitudes toward the World Bank Group (continued)

Importance and Effectiveness of WBG's Capacity Building Work



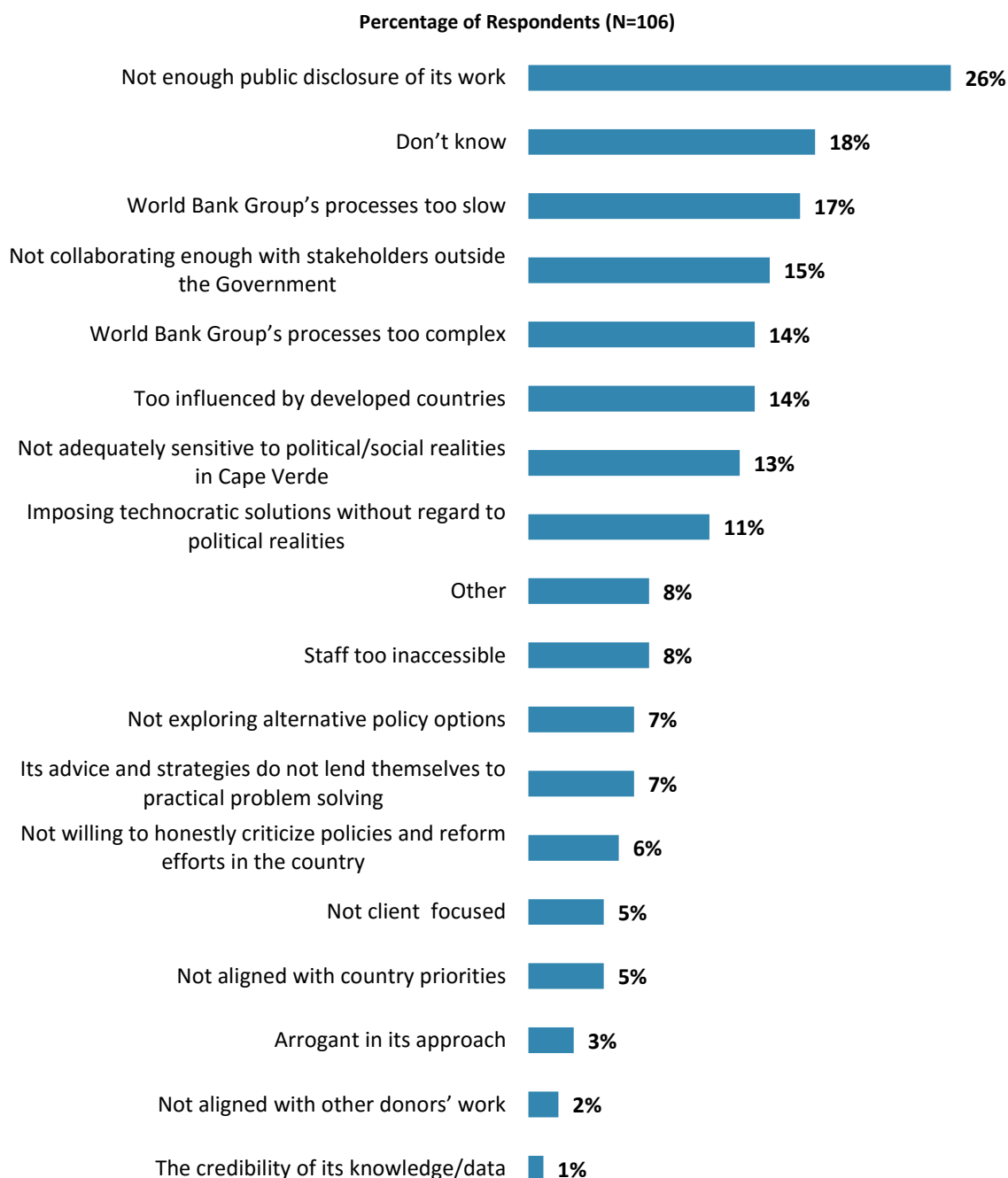
"How EFFECTIVE do you believe the World Bank Group is in terms of the capacity building work it does in each of the following areas in Cape Verde?"
(1 - "Not effective at all", 10 - "Very effective")

"When thinking about how to improve capacity building in Cape Verde to help ensure better development results, looking forward, how IMPORTANT is it for the World Bank Group to be involved in the following aspects of capacity building?"
(1 - "Not important at all", 10 - "Very important")



V. Overall Attitudes toward the World Bank Group (continued)

Greatest Weakness

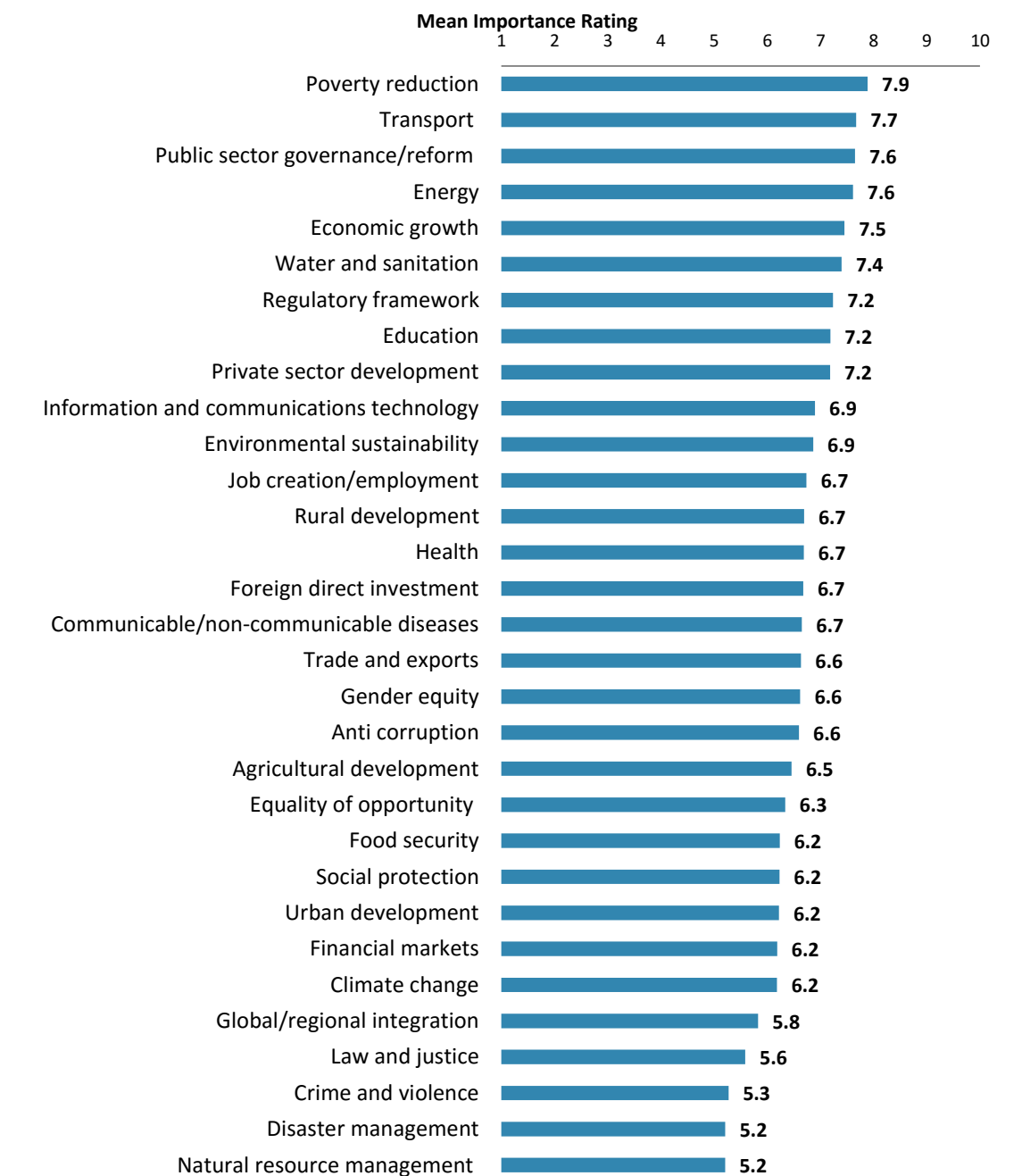


"Which of the following do you identify as the World Bank Group's greatest WEAKNESSES in its work in Cape Verde? (Choose no more than TWO)" (Respondents chose from a list. Responses combined.)



VI. Sectoral Importance and Effectiveness

Importance of WBG's Support in Sectoral Areas

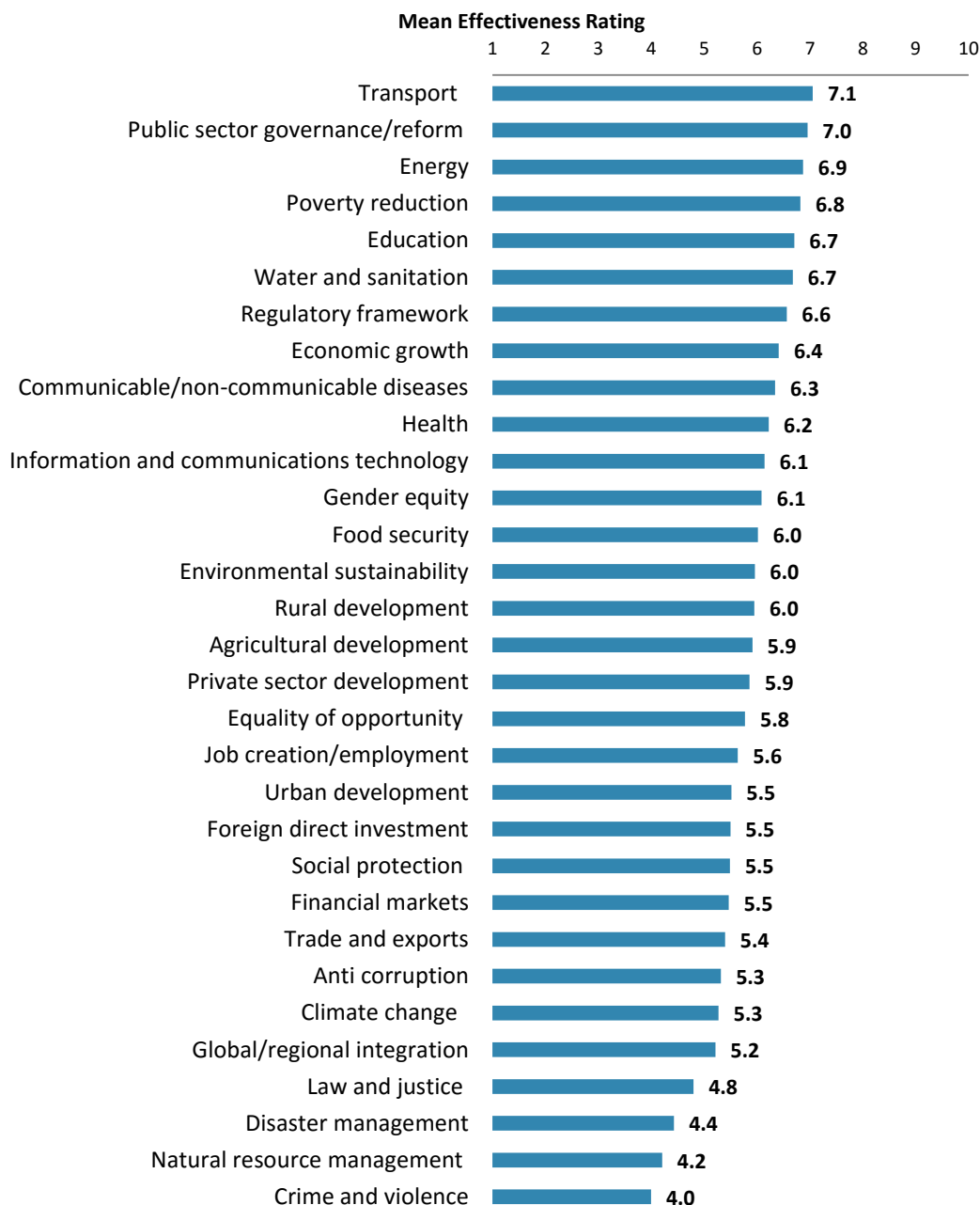


"In your opinion, how IMPORTANT is it for the World Bank Group to be involved in the following areas of development in Cape Verde?" (1-"Not important at all", 10-"important")



VI. Sectoral Importance and Effectiveness (continued)

Effectiveness of WBG's Support in Sectoral Areas

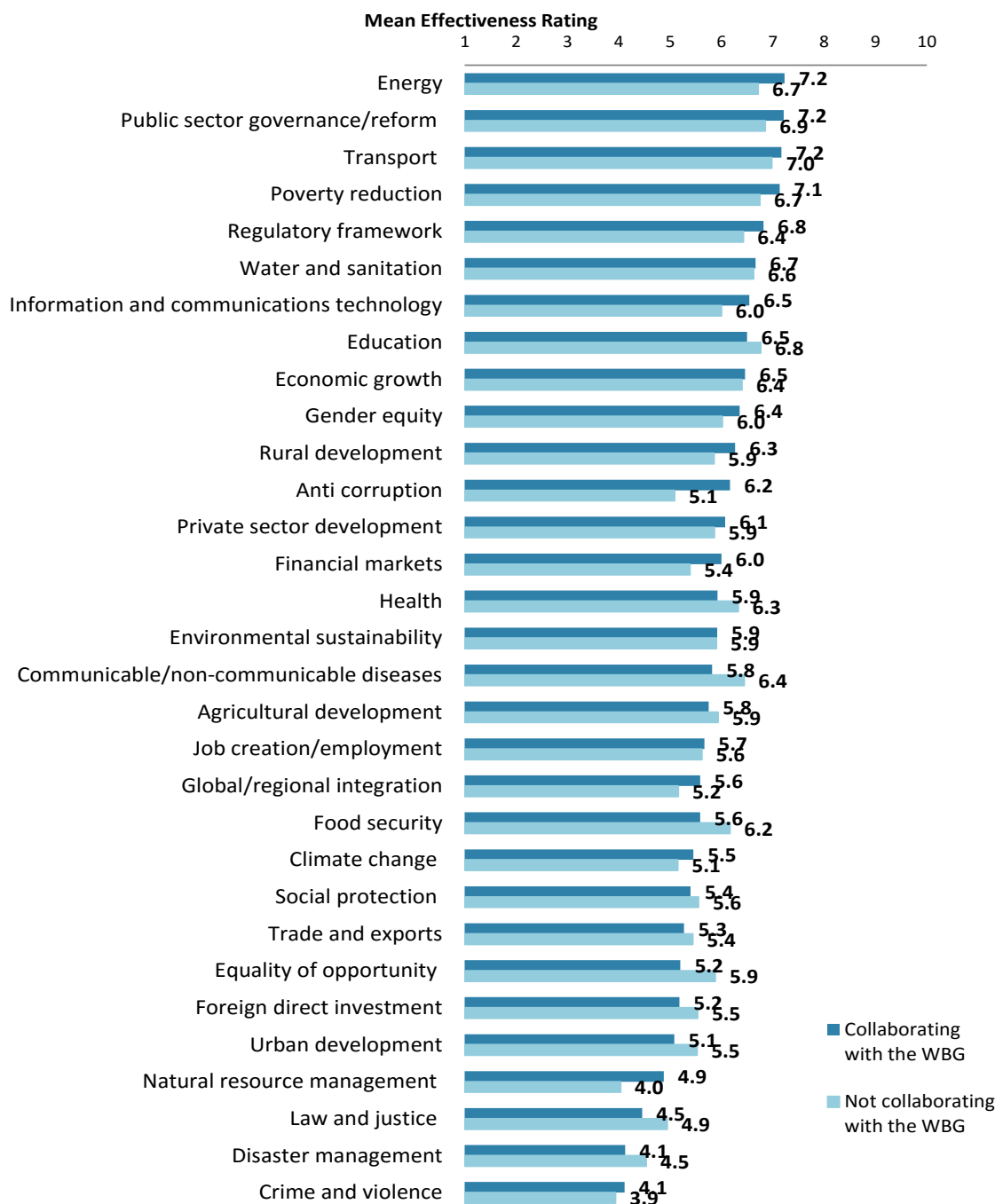


"How EFFECTIVE do you believe the World Bank Group is in terms of the work it does in the following areas of development in Cape Verde?" (1-"Not effective at all", 10-"Very effective")



VI. Sectoral Importance and Effectiveness (continued)

Effectiveness of WBG's Support in Sectoral Areas: Collaboration²



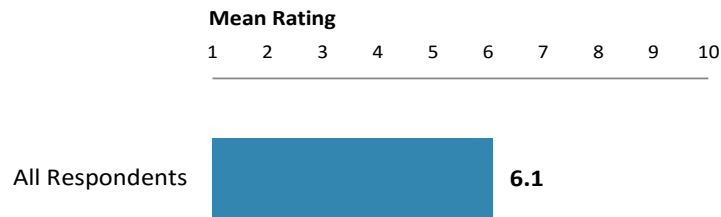
"How EFFECTIVE do you believe the World Bank Group is in terms of the work it does in the following areas of development in Cape Verde?" (1-"Not effective at all", 10-"Very effective")

² Note in the Appendix on the sectoral effectiveness (Appendix A, page 51) that primarily informed stakeholders responded to this question. Respondents were given the option of "don't know" if they did not have exposure to the WBG's work in certain development areas.



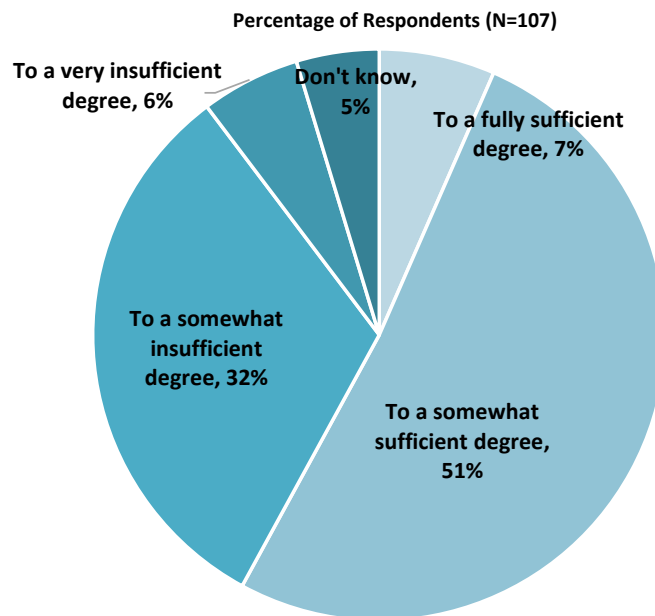
VI. Sectoral Importance and Effectiveness (continued)

The WBG Promoting Private Public Partnerships



"To what extent do you believe that the World Bank Group's work helps to find solutions that promote private public partnerships in Cape Verde?"
(1 - "To no degree at all", 10 - "To a very significant degree")

Helping the Poorest



"To what extent do you believe that the World Bank Group's work and support help the poorest in Cape Verde?" (Respondents chose from a list.)
(Note: percentages may not total 100 due to rounding)



VI. Sectoral Importance and Effectiveness (continued)

Drivers of Effectiveness

To determine the key drivers of respondents' ratings of the World Bank Group's overall effectiveness and ratings of its ability to help achieve development results in Cabo Verde, bivariate correlational analyses were conducted using respondents' ratings of the thirty one specific areas of effectiveness.

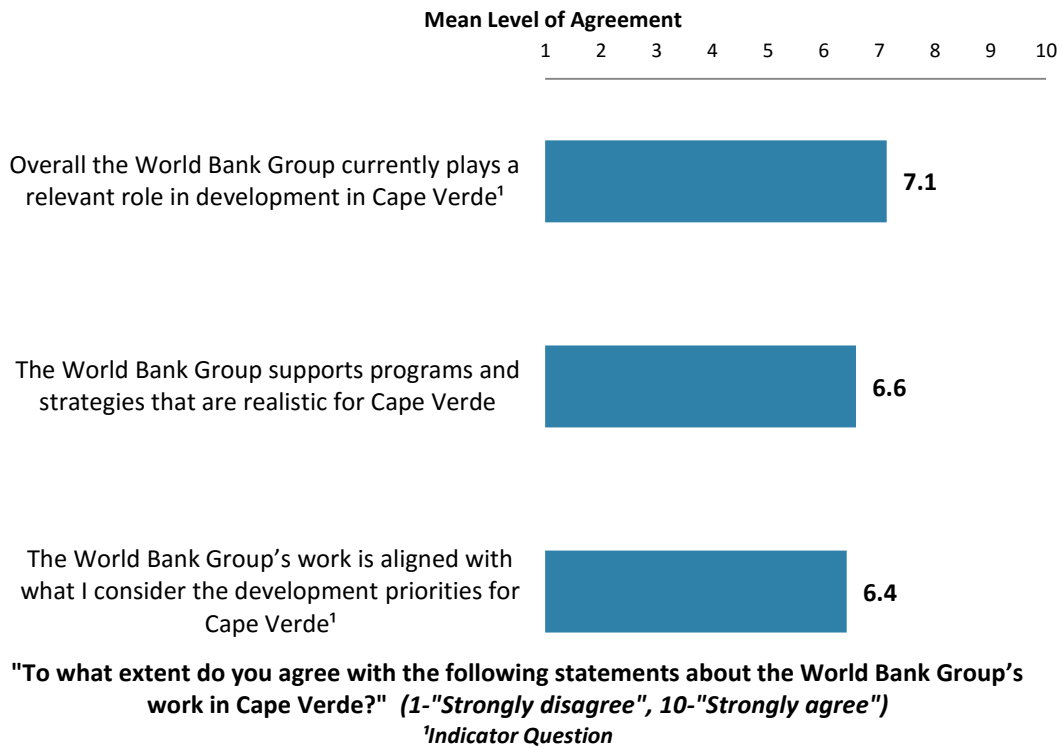
Correlational analyses, however, are not able to tell us exactly what is causing respondents' ratings of the World Bank Group's overall effectiveness or ratings of its ability to help achieve development results. Rather, these analyses tell us that as ratings of effectiveness in one area increase, respondents' ratings of the WBG's overall effectiveness increase, or as ratings of effectiveness in one area increase, ratings of the WBG's ability to help achieve development results increase. Thus, it can be inferred that respondents' perceptions of effectiveness in one specific area are related to, or drive, respondents' perceptions of the WBG's overall effectiveness or perceptions of the WBG's ability to help achieve development results.

- Overall Effectiveness: Those specific areas with the highest Pearson Product-Moment correlations were determined to be the most closely related to perceptions of the WBG's overall effectiveness, suggesting that ratings of effectiveness in those specific areas are drivers of perceptions of the WBG's overall effectiveness in Cabo Verde. The areas determined to be key drivers from these analyses were:
 - The WBG's effectiveness at disaster management;
 - The WBG's effectiveness at agricultural development; and
 - The WBG's effectiveness at education.
- Achieving Development Results: Those specific areas with the highest Pearson Product-Moment correlations were determined to be the most closely related to perceptions of the WBG's ability to help achieve development results in Cabo Verde, suggesting that ratings of effectiveness in those specific areas are drivers of perceptions of the WBG's ability to help achieve development results. The areas determined to be key drivers from these analyses were:
 - The WBG's effectiveness at agricultural development;
 - The WBG's effectiveness at disaster management; and
 - The WBG's effectiveness at environmental sustainability.



VII. How the World Bank Group Operates

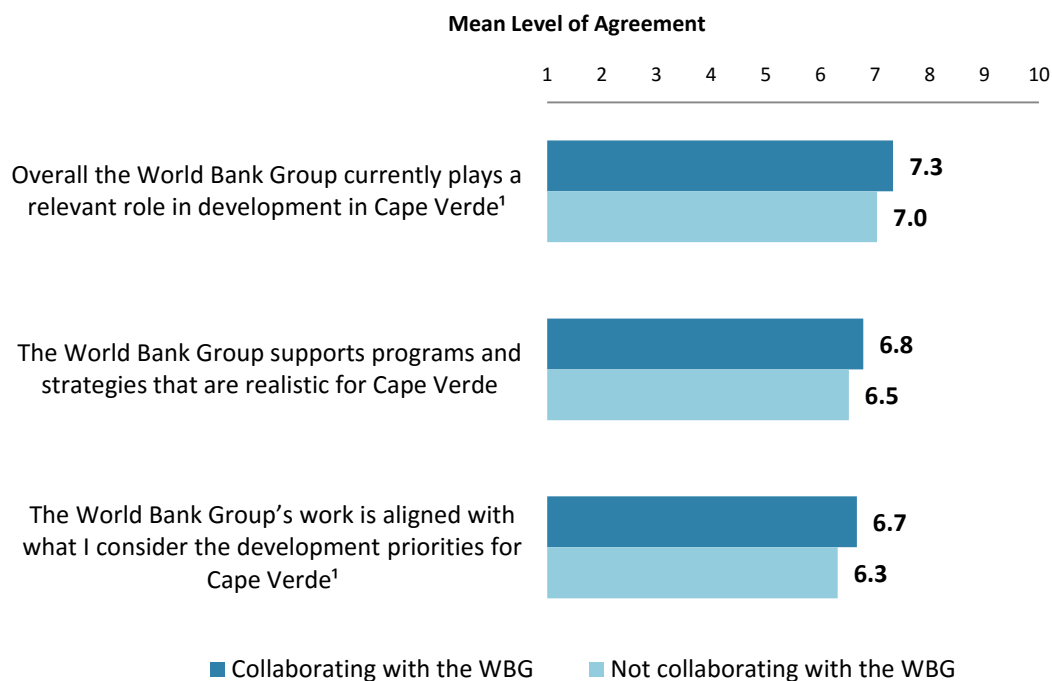
The World Bank Group's Work in Cabo Verde





VII. How the World Bank Group Operates (continued)

The World Bank Group's Work in Cabo Verde: Collaboration



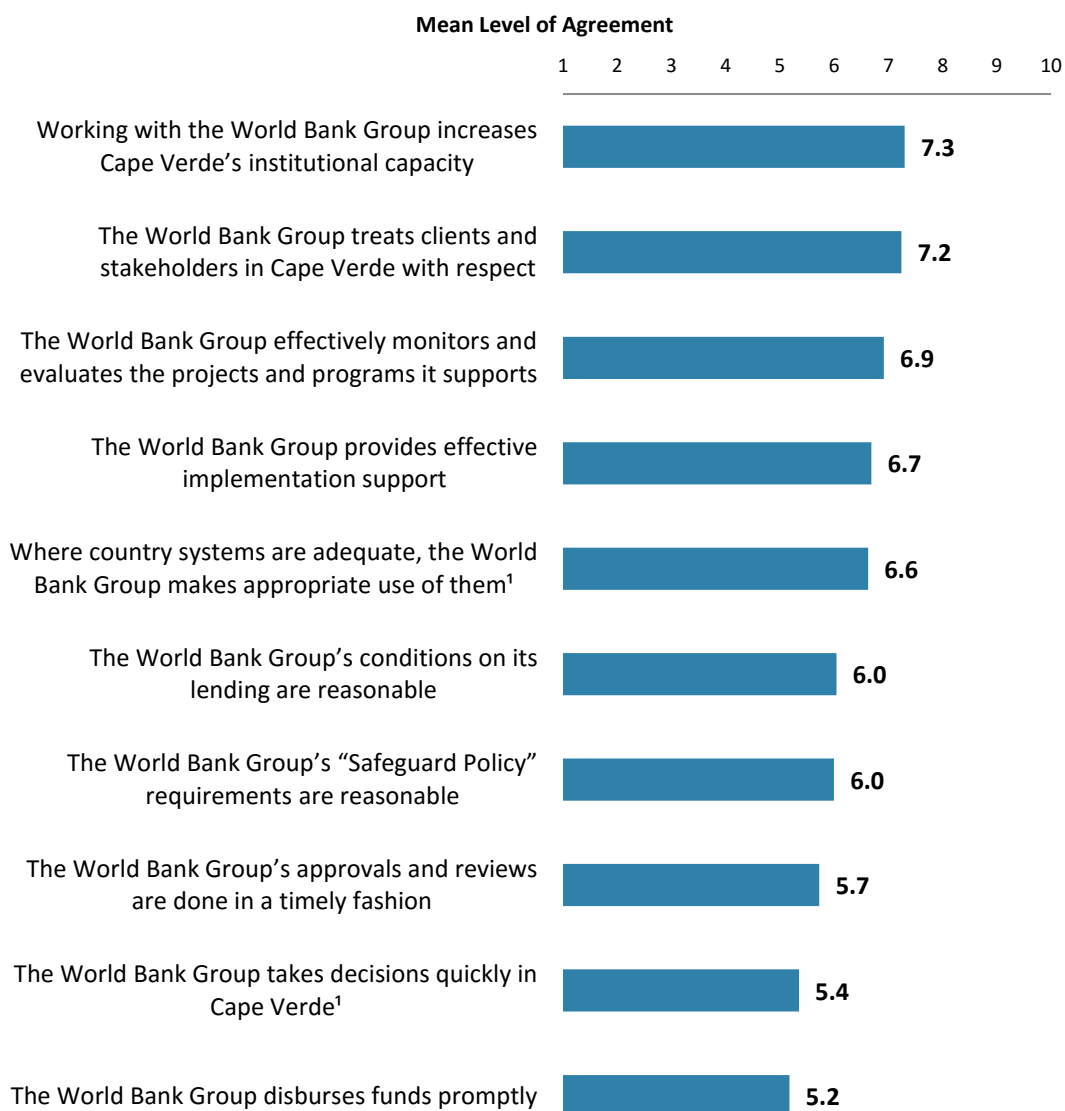
"To what extent do you agree with the following statements about the World Bank Group's work in Cape Verde?" (1-"Strongly disagree", 10-"Strongly agree")

¹Indicator Question



VII. How the World Bank Group Operates (continued)

Overall Perceptions



"To what extent do you agree/disagree with the following statements?"

(1-"Strongly disagree", 10-"Strongly agree")

'Indicator Question



VII. How the World Bank Group Operates (continued)

Overall Perceptions: Collaboration

- **Collaboration:** As indicated in the chart below, respondents who collaborate with the WBG had significantly higher levels of agreement with the statement that “*the WBG’s conditions on its lending are reasonable*,” compared to respondents who do not collaborate with the WBG.



"To what extent do you agree/disagree with the following statements?"
(1-"Strongly disagree", 10-"Strongly agree")

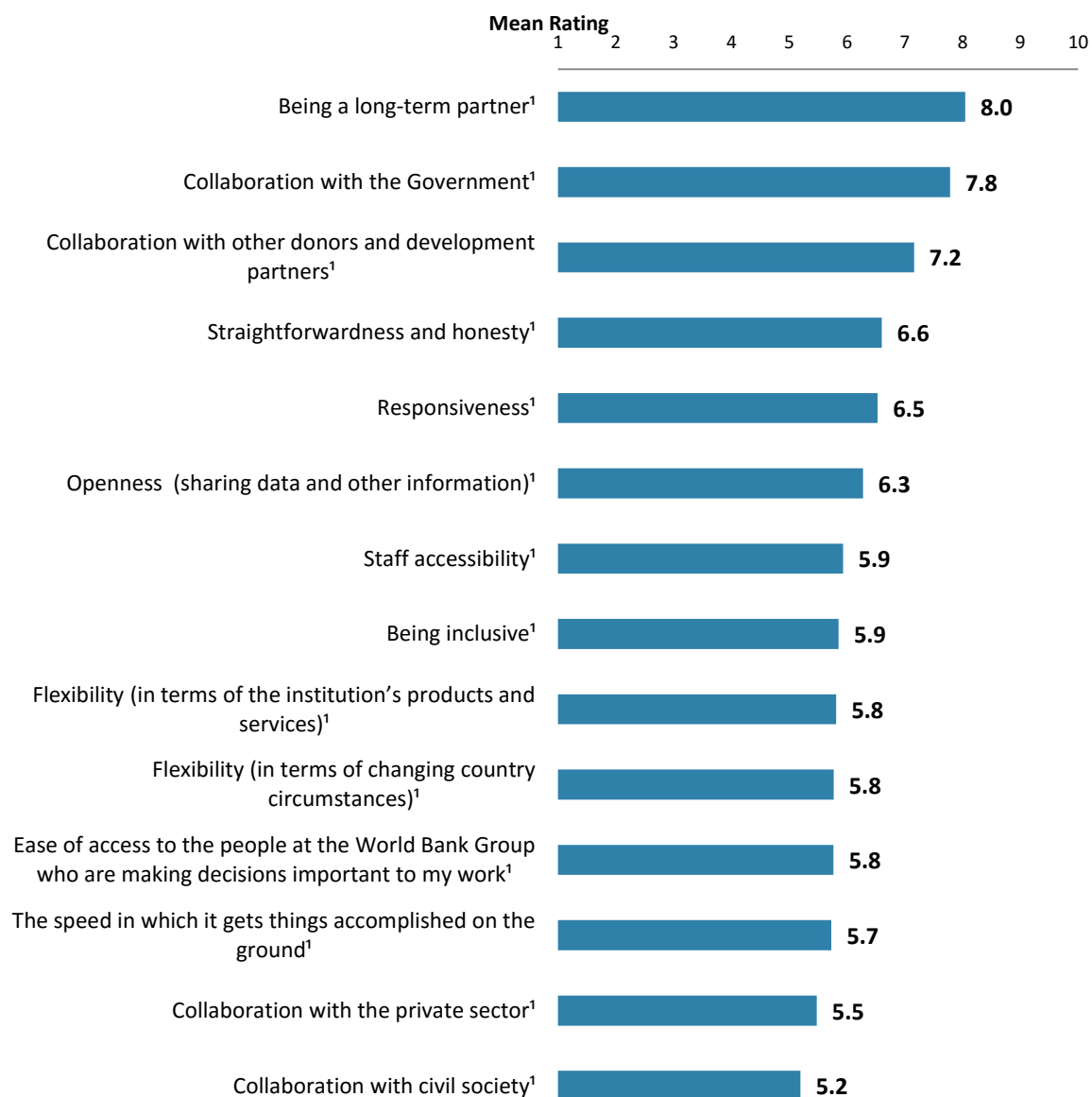
(*Significantly different between collaborators and non-collaborators with the WBG)

¹Indicator Question



VII. How the World Bank Group Operates (continued)

The WBG as an Effective Development Partner



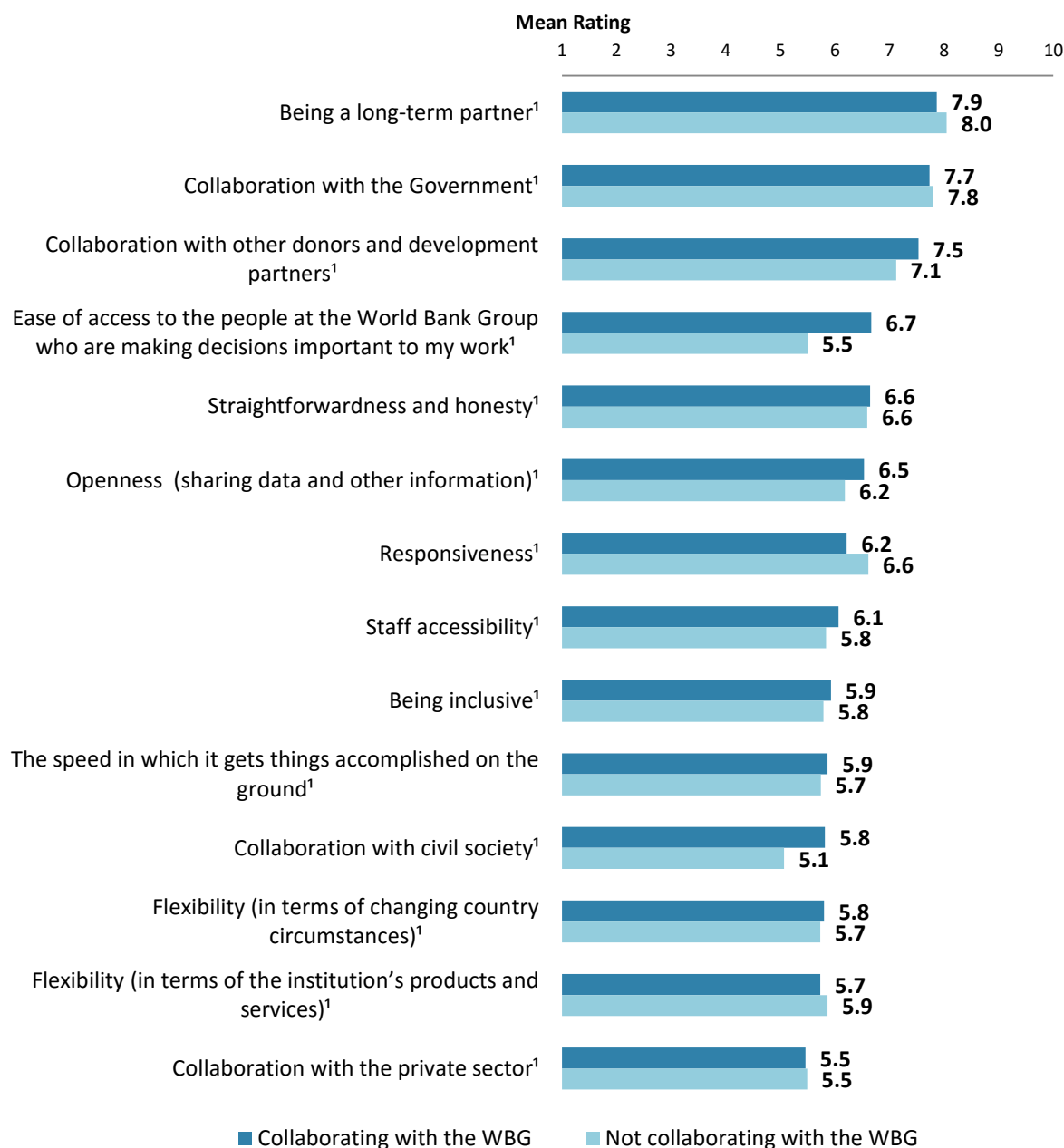
"To what extent is the World Bank Group an effective development partner in Cape Verde, in terms of each of the following?" (1-"To no degree at all", 10-"To a very significant degree")

¹Indicator Question



VII. How the World Bank Group Operates (continued)

The WBG as an Effective Development Partner: Collaboration



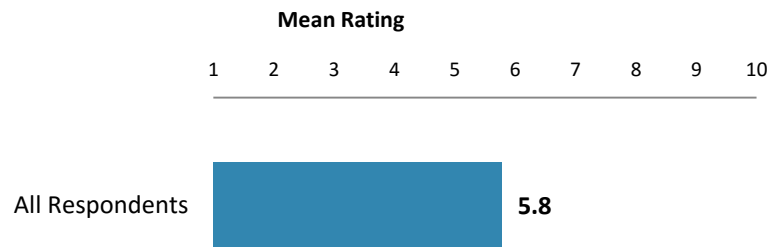
"To what extent is the World Bank Group an effective development partner in Cape Verde, in terms of each of the following?" (1-"To no degree at all", 10-"To a very significant degree")

¹Indicator Question



VII. How the World Bank Group Operates (continued)

Internal Measuring and Monitoring

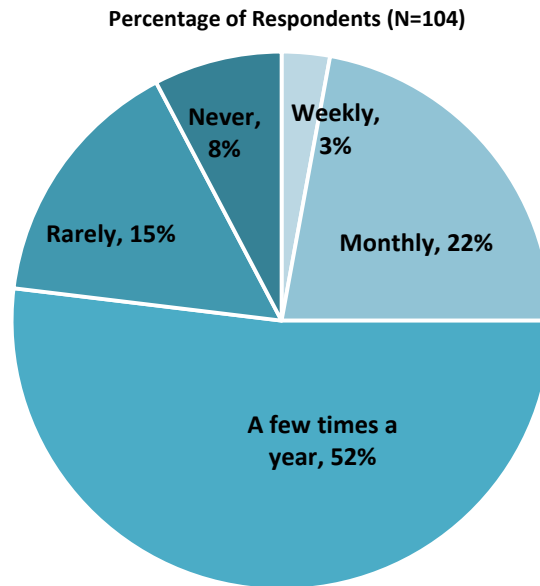


"To what extent do you believe the World Bank Group measures and corrects its work in real time in Cape Verde?" (1-"To no degree at all", 10-"To a very significant degree")



VIII. World Bank Group's Knowledge and Instruments

Frequency of Consulting WBG Knowledge Work and Activities




"How frequently do you consult World Bank Group's knowledge work and activities in the work you do?" (Respondents chose from a list.)



VIII. World Bank Group's Knowledge and Instruments (continued)

Meeting Cabo Verde's Knowledge Needs (*Indicator Question*)



"The World Bank Group meets Cape Verde's needs for knowledge services (e.g., research, analysis, data, technical assistance)." (1-"Strongly disagree", 10-"Strongly agree")

Contribution of the WBG's Knowledge Work and Activities (*Indicator Question*)



"Overall, how significant a contribution do you believe the World Bank Group's knowledge work and activities make to development results in your country?" (1-"Not significant at all", 10-"Very significant")

Technical Quality of the WBG's Knowledge Work and Activities (*Indicator Question*)

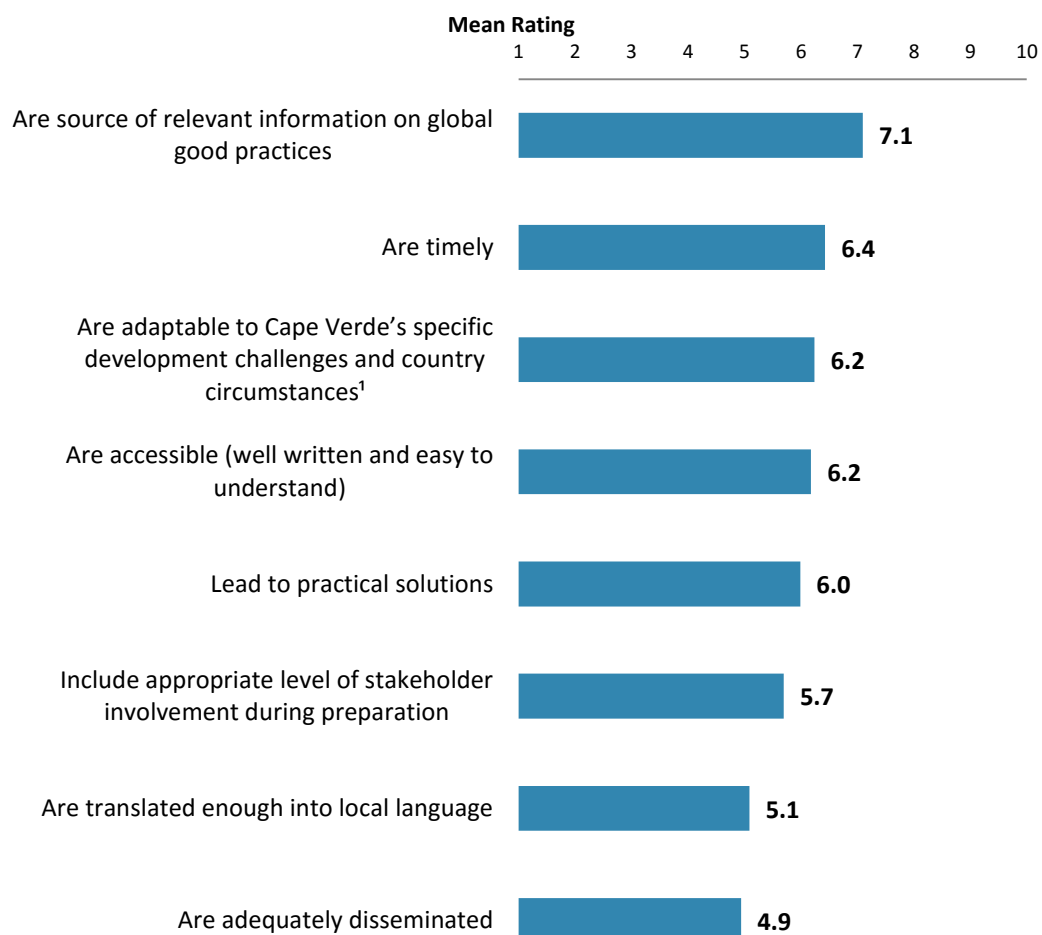


"Overall, how would you rate the technical quality of the World Bank Group's knowledge work and activities?" (1-"Very low technical quality", 10-"Very high technical quality")



VIII. World Bank Group's Knowledge and Instruments (continued)

Qualities of the WBG's Knowledge Work and Activities




"In Cape Verde, to what extent do you believe that the World Bank Group's knowledge work and activities:" (1-"To no degree at all", 10-"To a very significant degree")

'Indicator Question



VIII. World Bank Group's Knowledge and Instruments (continued)

Meeting Cabo Verde's Needs for Financial Instruments (*Indicator Question*)

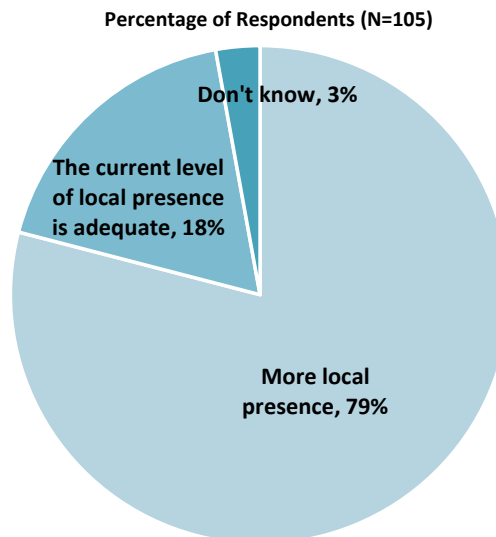


"The World Bank Group's financial instruments (i.e., investment lending, Development Policy Loan, Trust Funds, Program 4 Result, etc.) meet the needs of Cape Verde."
(1-"Strongly disagree", 10-"Strongly agree")



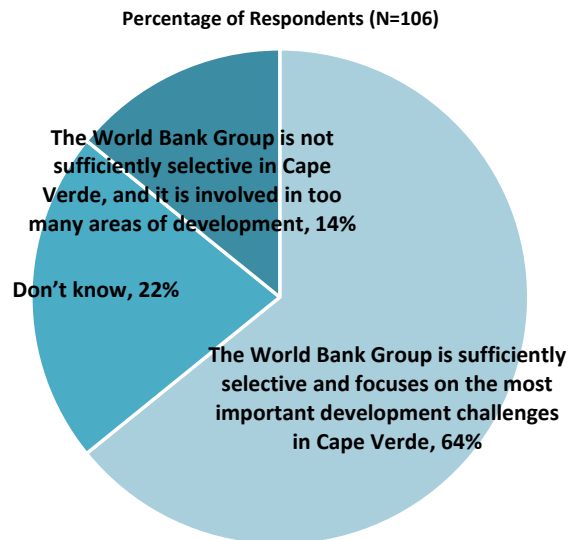
IX. The Future Role of the WBG in Cabo Verde

The World Bank Group's Local Presence in Cabo Verde



"To be a more effective development partner in Cape Verde, do you believe that the World Bank Group should have...?" (Respondents chose from a list.)
(Note: no respondents chose "less local presence.")

Selectivity of the World Bank Group's Support

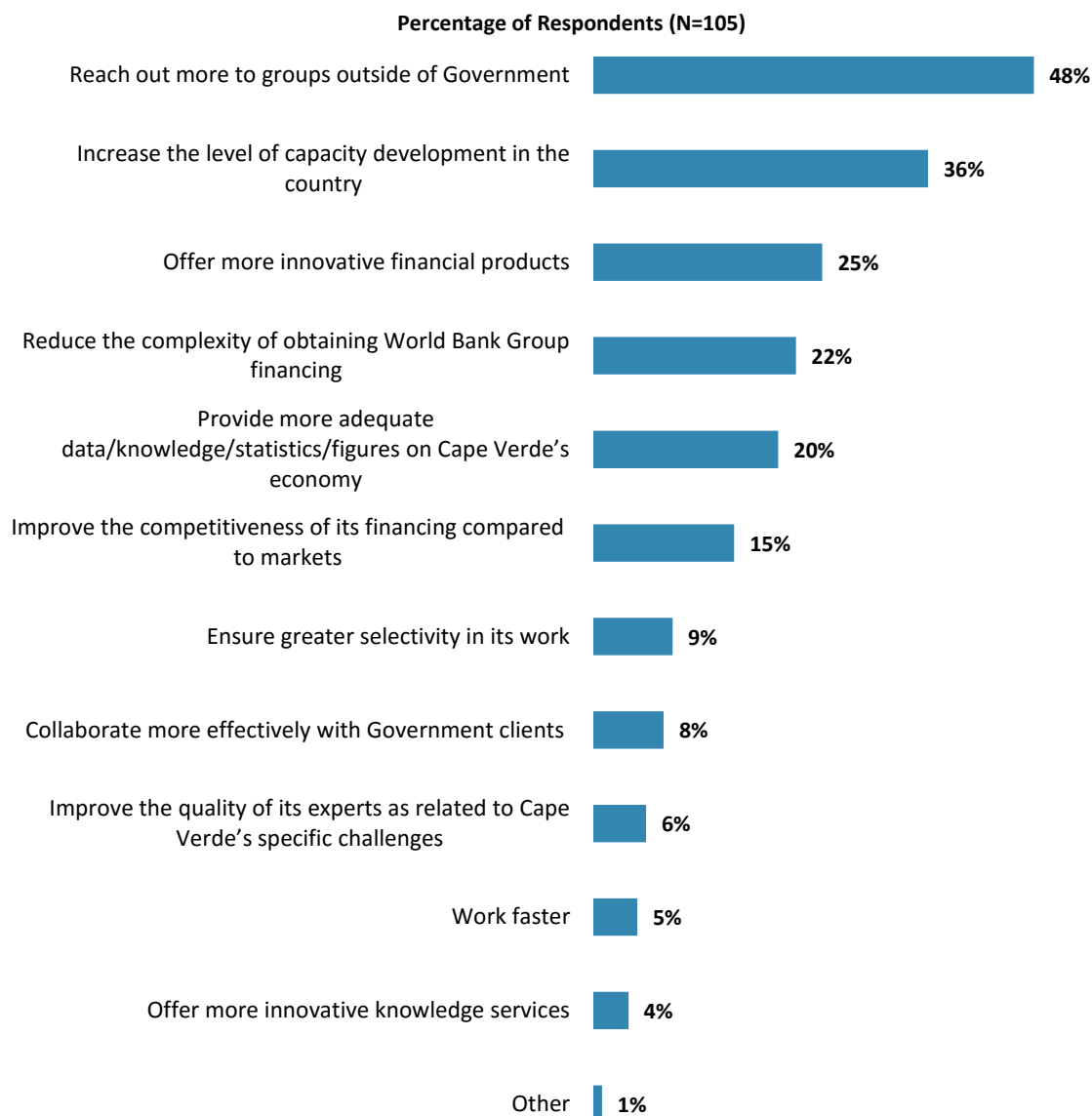


"Which of the following best describes the World Bank Group's support in Cape Verde?"
(Respondents chose from a list.)



IX. The Future Role of the WBG in Cabo Verde (continued)

Making the World Bank Group of Greater Value

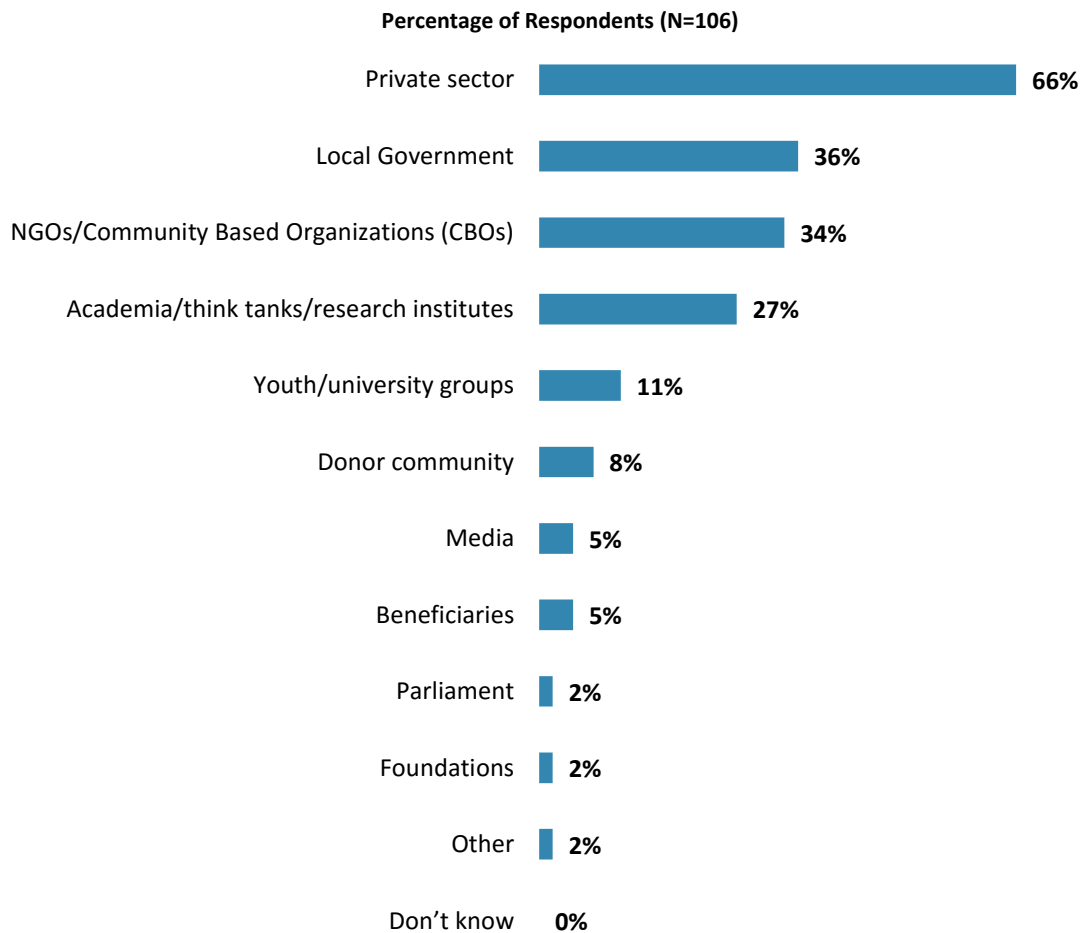


"Which of the following SHOULD the World Bank Group do to make itself of greater value in Cape Verde? (Choose no more than TWO)" (Respondents chose from a list. Responses combined.)



IX. The Future Role of the WBG in Cabo Verde (continued)

The World Bank Group Should Collaborate More with ...

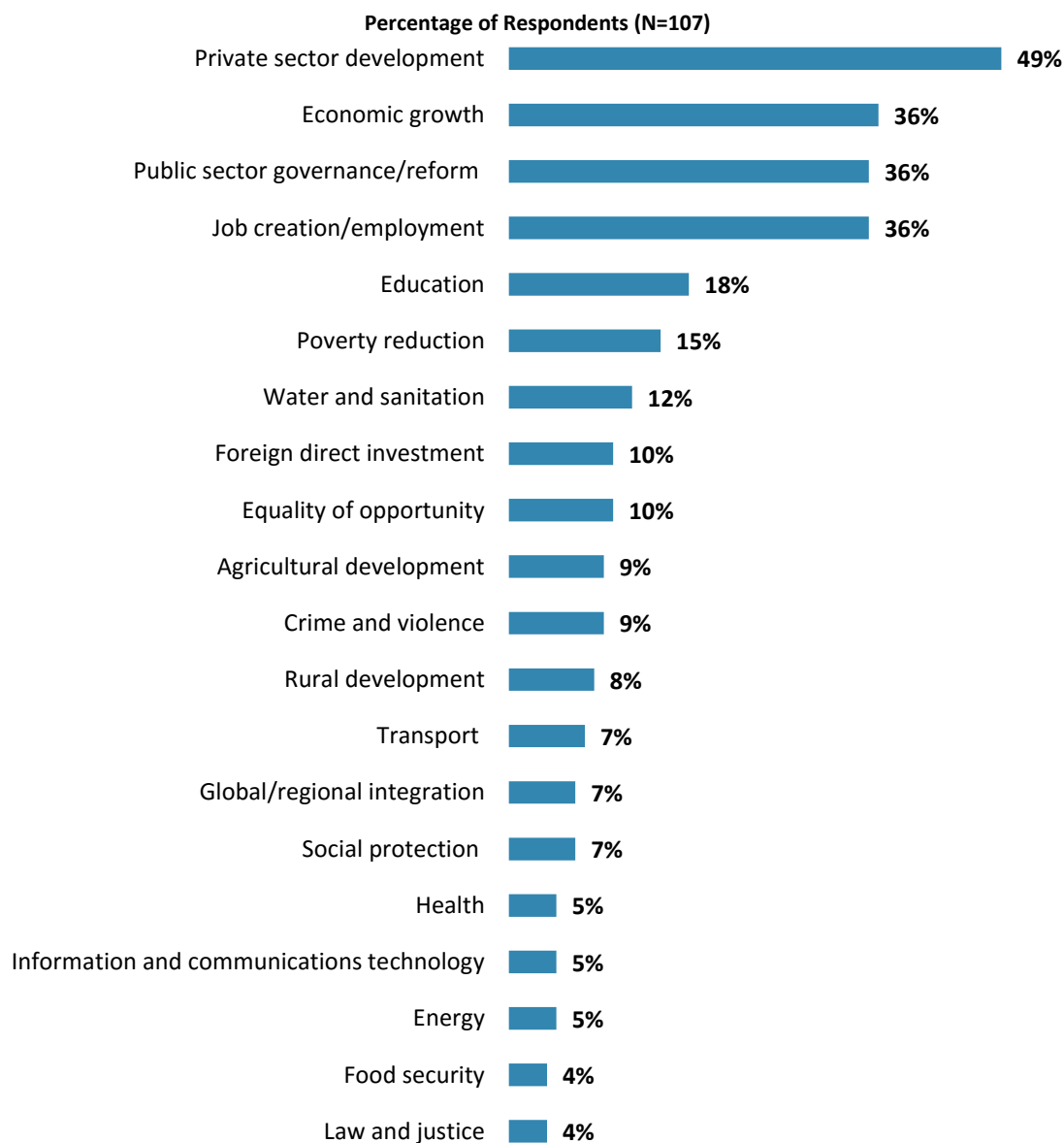


"In addition to the regular relations with the national government, which TWO of the following groups should the World Bank Group collaborate with more in your country?"
(Respondents chose from a list. Responses combined.)



IX. The Future Role of the WBG in Cabo Verde (continued)

Where the World Bank Group Should Focus its Resources



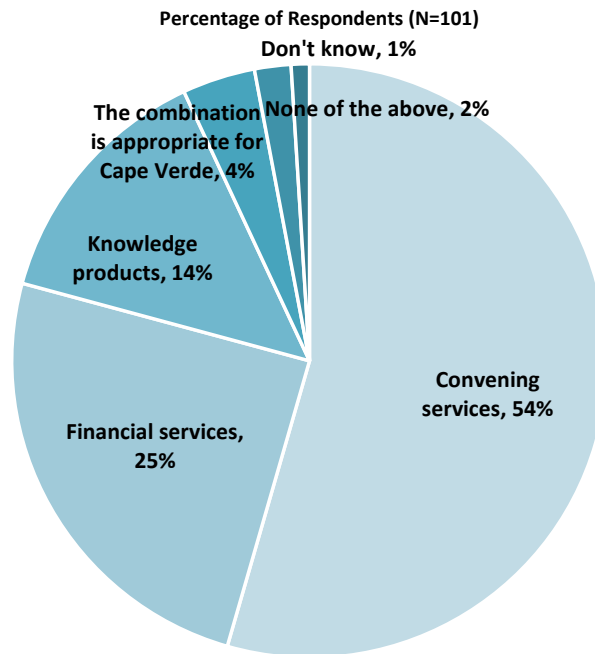
“When thinking about how the World Bank Group can have the most impact on development results in Cape Verde, in which sectoral areas do you believe the WBG should focus most of its resources in Cape Verde? (Choose no more than THREE)”

(Respondents chose from a list. Responses combined. Top 20 of 31 response options shown.)



IX. The Future Role of the WBG in Cabo Verde (continued)

Future Combination of the WBG services



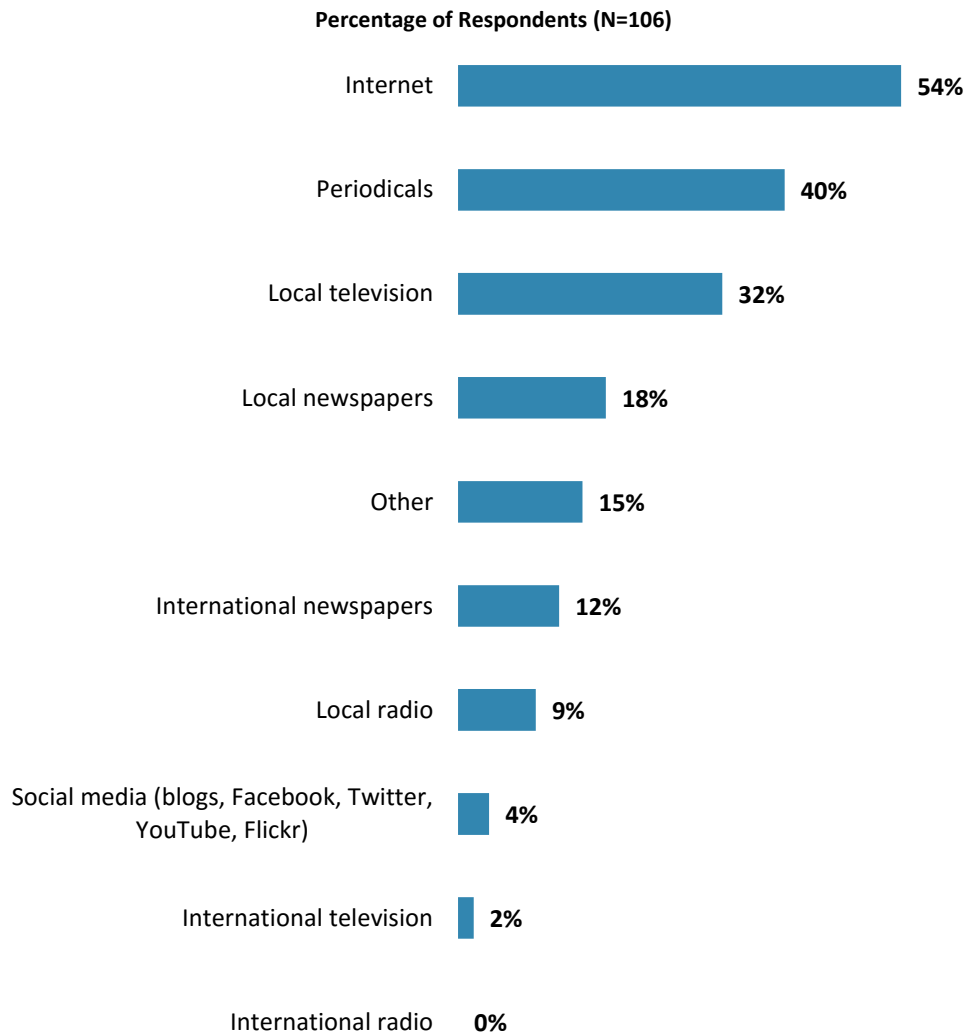
"When considering the combination of services that the World Bank Group offers in Cape Verde, and taking into account its limited level of resources, which ONE of the following do you believe the WBG should offer more of in Cape Verde?" (Respondents chose from a list.)



X. Communication and Outreach

Note: When considering the World Bank Group's future outreach with key constituencies, please see Appendix B (page 68) for all responses by stakeholder groups.

General Information Sources

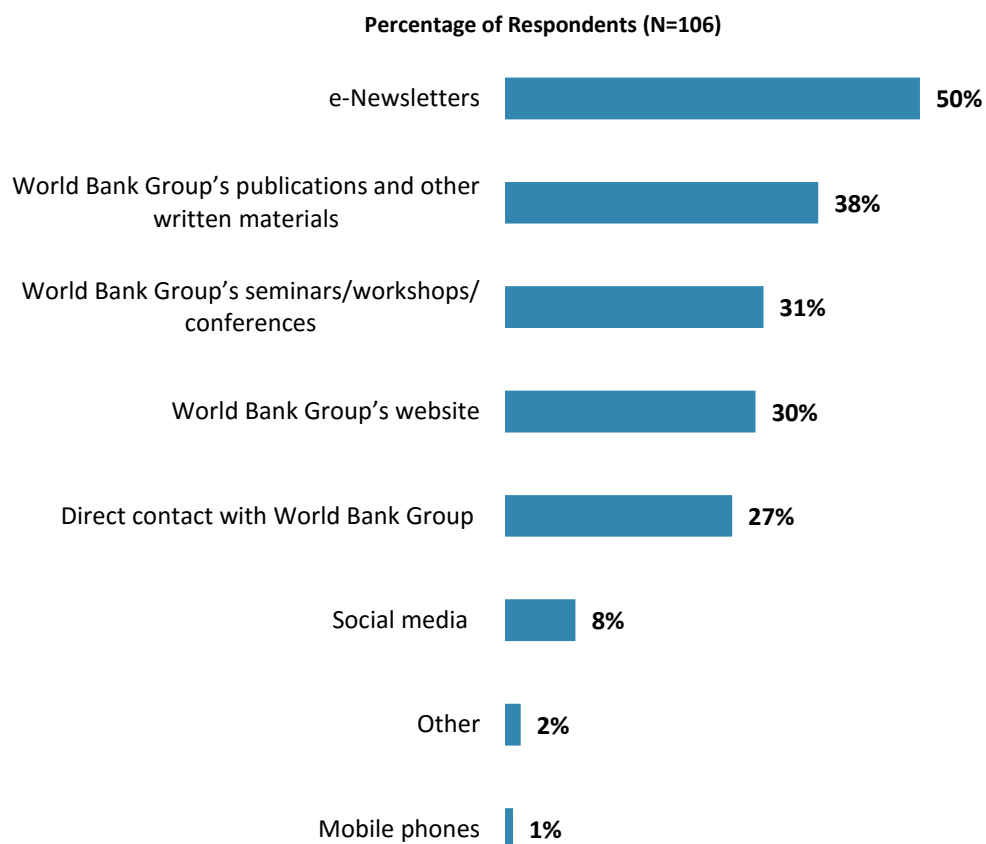


"How do you get most of your information about economic and social development issues in Cape Verde? (Choose no more than TWO)" (Respondents chose from a list. Responses combined.)



X. Communication and Outreach (continued)

Preferred Information Sources



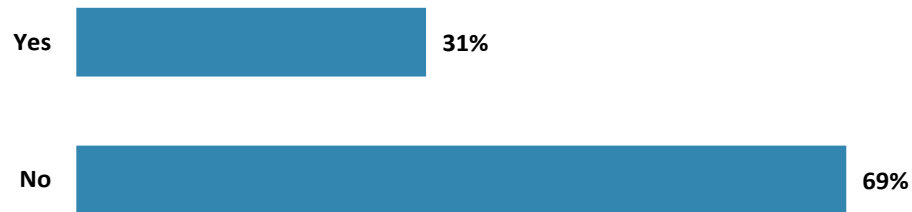
**"How would you prefer to receive information from the World Bank Group?
(Choose no more than TWO)" (Respondents chose from a list. Responses combined.)**



X. Communication and Outreach (continued)

Access to Information

Percentage of Respondents (N=96)



"Are you aware of the World Bank Group's Access to Information Policy under which the WBG will now disclose any information in its possession that is not on a list of exceptions?"

Percentage of Respondents (N=88)



"Have you requested information from the World Bank Group on its activities in the past year?"

Percentage of Respondents (N=7)



"Were you able to obtain this information?"



X. Communication and Outreach (continued)

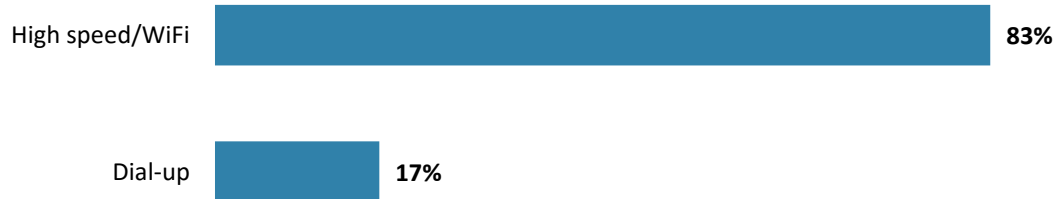
Access to the Internet

Percentage of Respondents (N=102)



"Do you have access to the Internet?"

Percentage of Respondents (N=80)



"Which Internet connection do you use primarily when visiting a World Bank Group website?"
(Respondents chose from a list.)

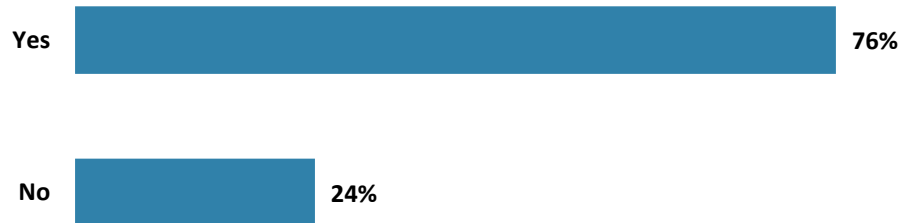


X. Communication and Outreach (continued)

The WBG Website Usage

- **Stakeholders:** It is worth pointing out that respondents from CSOs were significantly less likely to have used the WBG website than respondents from other stakeholder groups.

Percentage of Respondents (N=96)



"Do you use/have you used the World Bank Group website?"

Mean Level of Agreement

1 2 3 4 5 6 7 8 9 10

I find the information on the World Bank Group's websites useful.

8.0

I find the World Bank Group's websites easy to navigate.

7.2

"Please rate how much you agree with the following statements."
(1-"Strongly disagree", 10-"Strongly agree")



X. Communication and Outreach (continued)

Use of the WBG's Social Media Channels

Percentage of Respondents (N=100)



"Do you currently consult the World Bank Group social media sites (e.g., blogs, Facebook, Twitter, YouTube, Flickr)?"

Evaluation of the WBG's Social Media Channels

Mean Level of Agreement

1 2 3 4 5 6 7 8 9 10

The World Bank Group's social media channels (e.g., blogs, Facebook, Twitter, YouTube, Flickr) are valuable sources of information about the institution

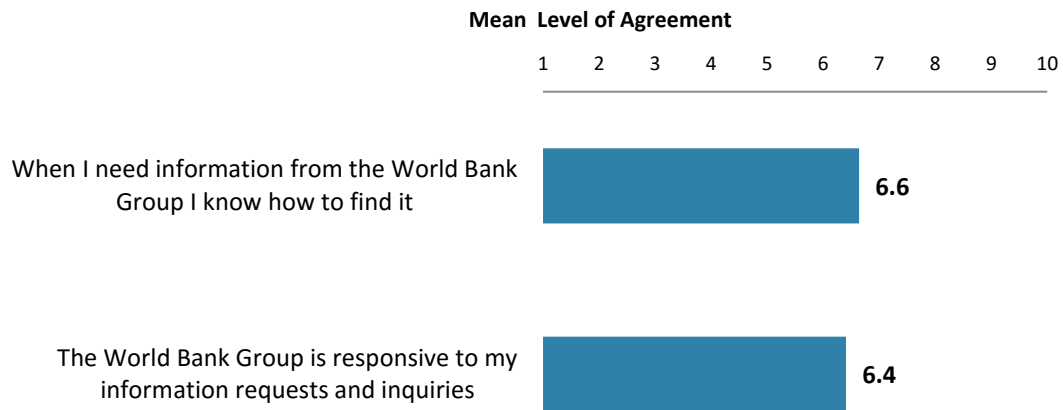


"Please rate how much you agree with the following statements."
(1-"Strongly disagree", 10-"Strongly agree")



X. Communication and Outreach (continued)

Information Sharing



**"Please rate how much you agree with the following statements."
(1-"Strongly disagree", 10-"Strongly agree")**



XI. Appendices

A. Responses to All Questions across All Respondents.....	49
B. Responses to All Questions by Stakeholder Groups.....	66
C. Responses to Indicator Questions by Geographic Locations	88
D. Responses to Selected Questions by Level of Collaboration with the World Bank Group	91
E. Indicator Questions as a Function of Exposure to the WBG	100
F. WBG Country Opinion Survey FY15 – Cabo Verde Questionnaire	101

Cabo Verde





Appendix A: Responses to All Questions across All Respondents (N=107)

All rating scale questions are presented with the total number of respondents that provided a rating (N), the number of respondents who indicated that they "Don't know" (DK), the mean rating across all respondents (Mean), and the standard deviation of this mean (SD). Indicator questions are noted with an asterisk (*).

A. General Issues Facing Cabo Verde

1. In general would you say that Cabo Verde is headed in ... ?	Percentage of Respondents (N=105)
The right direction	63.8%
The wrong direction	19.0%
Not sure	17.1%

2. Listed below are a number of development priorities in Cabo Verde. Please identify which of the following you consider the most important development priorities in Cabo Verde? (Choose no more than THREE)	Percentage of Respondents (Responses Combined; N=101)
Private sector development	47.5%
Public sector governance/reform (i.e., government effectiveness, macro-fiscal stability, public financial management, public expenditure)	34.7%
Job creation/employment	33.7%
Economic growth	31.7%
Poverty reduction	20.8%
Education	19.8%
Foreign direct investment	13.9%
Crime and violence	11.9%
Social protection (e.g., pensions, targeted social assistance)	9.9%
Law and justice (e.g., judicial system)	8.9%
Water and sanitation	7.9%
Equality of opportunity (i.e., equity)	7.9%
Transport (e.g., roads, bridges, transportation)	5.9%
Health	5.0%
Global/regional integration	5.0%
Information and communications technology	5.0%
Food security	4.0%
Agricultural development	4.0%
Trade and exports	4.0%
Environmental sustainability	3.0%
Energy	3.0%
Rural development	3.0%
Anti corruption	2.0%
Urban development	2.0%
Gender equity	1.0%
Financial markets	0.0%
Climate change (e.g., mitigation, adaptation)	0.0%
Regulatory framework	0.0%
Communicable/non-communicable diseases	0.0%
Natural resource management (e.g., oil, gas, mining)	0.0%
Disaster management	0.0%

**A. General Issues Facing Cabo Verde (continued)**

3. Poverty reduction is a broad term that encompasses work in many different areas. Which THREE areas of development listed below do you believe would contribute most to reducing poverty in Cabo Verde? (Choose no more than THREE)	Percentage of Respondents (Responses Combined; N=106)
Economic growth	64.2%
Job creation/employment	38.7%
Private sector development	36.8%
Education	29.2%
Equality of opportunity (i.e., equity)	20.8%
Rural development	17.9%
Foreign direct investment	13.2%
Public sector governance/reform (i.e., government effectiveness, macro-fiscal stability, public financial management, public expenditure)	11.3%
Agricultural development	11.3%
Water and sanitation	11.3%
Social protection (e.g., pensions, targeted social assistance)	9.4%
Global/regional integration	4.7%
Law and justice (e.g., judicial system)	4.7%
Crime and violence	2.8%
Health	2.8%
Urban development	2.8%
Transport (e.g., roads, bridges, transportation)	2.8%
Gender equity	1.9%
Financial markets	1.9%
Food security	1.9%
Anti corruption	1.9%
Energy	1.9%
Regulatory framework	0.9%
Trade and exports	0.9%
Climate change (e.g., mitigation, adaptation)	0.9%
Communicable/non-communicable diseases	0.0%
Information and communications technology	0.0%
Natural resource management (e.g., oil, gas, mining)	0.0%
Environmental sustainability	0.0%
Disaster management	0.0%

**A. General Issues Facing Cabo Verde (continued)**

4. The World Bank Group's "Shared Prosperity" goal captures two key elements, economic growth and equity. It will seek to foster income growth among the bottom 40 percent of a country's population. Improvement in the Shared Prosperity Indicator requires growth and well-being of the less well-off. When thinking about the idea of "shared prosperity" in your country, which of the following TWO best illustrate how this would be achieved in Cabo Verde? (Choose no more than TWO)	Percentage of Respondents (Responses Combined; N=99)
Better employment opportunities for young people	42.4%
Consistent economic growth	38.4%
Education and training that better ensure job opportunity	32.3%
Better entrepreneurial opportunities (i.e., to start small and medium sized businesses)	19.2%
Greater access to micro-finance for the poor	16.2%
Better opportunity for the poor who live in rural areas	12.1%
Better employment opportunities for women	9.1%
Greater voice and participation for citizens to help ensure greater accountability	7.1%
Better quality public services	7.1%
Better opportunity for the poor who live in urban areas	6.1%
A growing middle class	5.1%
Greater equity of fiscal policy	2.0%
Greater access to health and nutrition for citizens	1.0%
More reliable social safety net	1.0%
Other	0.0%

B. Overall Attitudes toward the World Bank Group

Familiarity	N	DK	Mean	SD
1. How familiar are you with the work of the World Bank Group in Cabo Verde? (1-Not familiar at all, 10-Extremely familiar)	107	0	6.42	2.45

Effectiveness*	N	DK	Mean	SD
2. Overall, please rate your impression of the World Bank Group's effectiveness in Cabo Verde? (1-Not effective at all, 10-Extremely effective)	92	15	6.52	1.59

Staff Preparedness	N	DK	Mean	SD
3. To what extent do you believe the World Bank Group's staff is well prepared (e.g., skills and knowledge) to help Cabo Verde solve its most complicated development challenges? (1-To no degree at all, 10-To a very significant degree)	91	16	6.77	1.68

**B. Overall Attitudes toward the World Bank Group (continued)**

4. When thinking about how the World Bank Group can have the most impact on development results in Cabo Verde, in which sectoral areas do you believe the World Bank Group should focus most of its resources (financial and knowledge services) in Cabo Verde? (Choose no more than THREE)	Percentage of Respondents (Responses Combined; N=107)
Private sector development	48.6%
Economic growth	36.4%
Public sector governance/reform (i.e., government effectiveness, macro-fiscal stability, public financial management, public expenditure)	35.5%
Job creation/employment	35.5%
Education	17.8%
Poverty reduction	15.0%
Water and sanitation	12.1%
Foreign direct investment	10.3%
Equality of opportunity (i.e., equity)	10.3%
Agricultural development	9.3%
Crime and violence	9.3%
Rural development	8.4%
Transport (e.g., roads, bridges, transportation)	7.5%
Global/regional integration	6.5%
Social protection (e.g., pensions, targeted social assistance)	6.5%
Health	4.7%
Information and communications technology	4.7%
Energy	4.7%
Food security	3.7%
Law and justice (e.g., judicial system)	3.7%
Anti corruption	1.9%
Financial markets	0.9%
Climate change (e.g., mitigation, adaptation)	0.9%
Trade and exports	0.9%
Environmental sustainability	0.9%
Gender equity	0.0%
Urban development	0.0%
Regulatory framework	0.0%
Communicable/non-communicable diseases	0.0%
Natural resource management (e.g., oil, gas, mining)	0.0%
Disaster management	0.0%

**B. Overall Attitudes toward the World Bank Group (continued)**

5. When thinking about the World Bank Group's role, which activity do you believe is of greatest VALUE and which activity is of second greatest value in Cabo Verde?	Percentage of Respondents (N=99)		
	Greatest Value	2 nd Greatest Value	Combined
Financial resources	27.3%	17.2%	44.4%
Capacity development	19.2%	14.1%	33.3%
Mobilizing third party financial resources	19.2%	14.1%	33.3%
Convening/facilitating	12.1%	17.2%	29.3%
Policy advice, studies, analyses	8.1%	15.2%	23.2%
Technical assistance	7.1%	9.1%	16.2%
Donor coordination	2.0%	7.1%	9.1%
Linkage to non-Bank expertise	2.0%	5.1%	7.1%
Data	2.0%	1.0%	3.0%
Other	1.0%	0.0%	1.0%

How EFFECTIVE do you believe the World Bank Group is in terms of the capacity building work it does in each of the following areas in Cabo Verde? (1-Not effective at all, 10-Very effective)	Effectiveness			
	N	DK	Mean	SD
6. Project implementation (or other organizational strengthening)	78	21	7.00	1.65
7. Citizen engagement (incorporating citizens' voices into development)	58	33	4.67	1.93
8. Policy design (for clarity and better incentives to achieve development goals)	72	24	6.50	1.88

When thinking about how to improve capacity building in Cabo Verde to help ensure better development results, looking forward, how IMPORTANT is it for the World Bank Group to be involved in the following aspects of capacity building? (1-Not important at all, 10-Very important)	Importance			
	N	DK	Mean	SD
9. Project implementation (or other organizational strengthening)	86	11	7.81	1.85
10. Citizen engagement (incorporating citizens' voices into development)	80	11	7.65	2.04
11. Policy design (for clarity and better incentives to achieve development goals)	87	15	8.23	1.63

12. Which of the following do you identify as the World Bank Group's greatest WEAKNESSES in its work in Cabo Verde? (Choose no more than TWO)	Percentage of Respondents (Responses Combined; N=106)
Not enough public disclosure of its work	26.4%
Don't know	17.9%
World Bank Group's processes too slow (e.g., too bureaucratic in its operational policies and procedures)	17.0%
Not collaborating enough with stakeholders outside the Government	15.1%
World Bank Group's processes too complex	14.2%
Too influenced by developed countries	14.2%
Not adequately sensitive to political/social realities in Cabo Verde	13.2%
Imposing technocratic solutions without regard to political realities	11.3%
Other	7.5%
Staff too inaccessible	7.5%
Not exploring alternative policy options	6.6%
Its advice and strategies do not lend themselves to practical problem solving	6.6%
Not willing to honestly criticize policies and reform efforts in the country	5.7%
Not client focused	4.7%
Not aligned with country priorities	4.7%
Arrogant in its approach	2.8%
Not aligned with other donors' work	1.9%
The credibility of its knowledge/data	0.9%

**B. Overall Attitudes toward the World Bank Group (continued)**

13. Which World Bank Group's instruments do you believe are the MOST effective in reducing poverty in Cabo Verde? (Choose no more than TWO)	Percentage of Respondents (Responses Combined; N=107)
Investment lending (financing specific projects)	48.6%
Capacity development	43.0%
Policy based lending / budget support to the Government	38.3%
Technical assistance (advice, best practice, international experience, etc.)	20.6%
Multi-sectoral approaches	19.6%
Trust Fund management	9.3%
Knowledge products/services (analytical work, studies, surveys, etc.)	8.4%
Don't know	3.7%
Other	0.9%

14. To what extent do you believe that the World Bank Group's work and support help the poorest in Cabo Verde? (Choose only ONE response)	Percentage of Respondents (N=107)
To a fully sufficient degree	6.5%
To a somewhat sufficient degree	51.4%
To a somewhat insufficient degree	31.8%
To a very insufficient degree	5.6%
Don't know	4.7%

15. In addition to the regular relations with the national government, which TWO of the following groups should the World Bank Group collaborate with more in your country?	Percentage of Respondents (Responses Combined; N=106)
Private sector	66.0%
Local Government	35.8%
NGOs/Community Based Organizations (CBOs)	34.0%
Academia/think tanks/research institutes	27.4%
Youth/university groups	11.3%
Donor community	7.5%
Media	4.7%
Beneficiaries	4.7%
Parliament	1.9%
Foundations	1.9%
Other	1.9%
Don't know	0.0%

To what extent do you agree with the following statements about the World Bank Group's work in Cabo Verde? (1-Strongly disagree, 10-Strongly agree)	Level of Agreement			
	N	DK	Mean	SD
16. Overall the World Bank Group currently plays a relevant role in development in Cabo Verde*	95	5	7.14	2.03
17. The World Bank Group's work is aligned with what I consider the development priorities for Cabo Verde*	91	8	6.42	1.83
18. The World Bank Group supports programs and strategies that are realistic for Cabo Verde	89	8	6.58	1.81
19. The World Bank Group treats clients and stakeholders in Cabo Verde with respect	79	19	7.24	1.87

**B. Overall Attitudes toward the World Bank Group (continued)**

To what extent is the World Bank Group an effective development partner in Cabo Verde, in terms of each of the following? (1-To no degree at all, 10-To a very significant degree)	Level of Agreement			
	N	DK	Mean	SD
20. Responsiveness*	79	19	6.53	1.56
21. Flexibility (in terms of the institution's products and services)*	75	9	5.81	1.59
22. Flexibility (in terms of changing country circumstances)*	74	23	5.77	1.56
23. Being inclusive*	69	23	5.86	1.77
24. Openness (sharing data and other information)*	79	21	6.28	1.75
25. Staff accessibility*	73	21	5.93	1.85
26. Straightforwardness and honesty*	71	21	6.61	1.90
27. Ease of access to the people at the World Bank Group who are making decisions important to my work*	69	25	5.77	2.25
28. Collaboration with civil society*	71	19	5.20	2.10
29. Collaboration with the Government*	84	13	7.79	1.54
30. Collaboration with other donors and development partners*	68	25	7.16	1.55
31. Collaboration with the private sector*	67	26	5.48	2.05
32. The speed in which it gets things accomplished on the ground*	67	27	5.73	1.72
33. Being a long-term partner*	84	12	8.05	1.47

34. To be a more effective development partner in Cabo Verde, do you believe that the World Bank Group should have...? (Select only ONE response)	Percentage of Respondents (N=105)
More local presence	79.0%
The current level of local presence is adequate	18.1%
Don't know	2.9%
Less local presence	0%

35. When World Bank Group assisted reform efforts fail or are slow to take place, which of the following would you attribute to? (Choose no more than TWO)	Percentage of Respondents (Responses Combined; N=102)
There is not an adequate level of citizen/civil society participation	35.3%
The World Bank Group is not sensitive enough to political/social realities on the ground	30.4%
Reforms are not well thought out in light of country challenges	24.5%
Poor donor coordination	18.6%
Lack of/inadequate levels of capacity in Government	17.6%
The World Bank Group works too slowly	17.6%
The World Bank Group does not do adequate follow through/follow-up	13.7%
Political pressures and obstacles	10.8%
The Government works inefficiently	8.8%
Other	2.9%

**C. World Bank Group's Effectiveness and Results**

1. In your opinion, how IMPORTANT is it for the World Bank Group to be involved in the following areas of development in Cabo Verde? (1-Not important at all, 10-Very important)	Importance			
	N	DK	Mean	SD
Anti corruption	74	21	6.59	2.68
Information and communications technology	78	18	6.90	2.29
Transport (e.g., roads, bridges, transportation)	82	10	7.67	1.83
Crime and violence	70	23	5.27	2.81
Law and justice (e.g., judicial system)	75	17	5.59	2.70
Urban development	81	13	6.22	2.24
Environmental sustainability	80	14	6.86	2.21
Regulatory framework	81	11	7.23	1.87
Communicable/non-communicable diseases	80	11	6.65	2.43
Poverty reduction	97	2	7.89	1.94
Gender equity	84	12	6.62	2.30
Private sector development	88	7	7.18	2.37
Foreign direct investment	83	11	6.67	2.45
Water and sanitation	88	7	7.40	2.09
Trade and exports	74	19	6.64	2.24
Economic growth	86	7	7.45	2.25
Energy	85	10	7.61	1.90
Disaster management	62	32	5.21	2.44
Public sector governance/reform	91	7	7.65	1.96
Job creation/employment	84	12	6.74	2.44
Financial markets	75	19	6.19	2.45
Equality of opportunity (i.e., equity)	71	21	6.34	2.25
Health	80	13	6.69	2.17
Rural development	81	13	6.69	2.39
Global/regional integration	75	21	5.83	2.46
Food security	77	20	6.23	2.24
Education	81	14	7.19	2.10
Social protection (e.g., pensions, targeted social assistance)	69	24	6.23	2.19
Climate change (e.g., mitigation, adaptation)	71	21	6.18	2.48
Agricultural development	83	14	6.46	2.49
Natural resource management (e.g., oil, gas, mining)	63	32	5.21	2.74

**C. World Bank Group's Effectiveness and Results (continued)**

2. How EFFECTIVE do you believe the World Bank Group is in terms of the work it does in the following areas of development in Cabo Verde? (1-Not effective at all, 10-Very effective)	Effectiveness			
	N	DK	Mean	SD
Anti corruption	47	43	5.32	2.36
Information and communications technology	56	32	6.14	2.11
Transport (e.g., roads, bridges, transportation)	69	18	7.06	2.17
Crime and violence	42	44	4.00	2.06
Law and justice (e.g., judicial system)	46	40	4.80	2.33
Urban development	56	28	5.52	2.10
Environmental sustainability	55	29	5.96	2.04
Regulatory framework	60	26	6.57	1.92
Communicable/non-communicable diseases	58	28	6.34	2.31
Poverty reduction	80	11	6.83	1.93
Gender equity	66	22	6.09	1.88
Private sector development	66	23	5.86	2.21
Foreign direct investment	56	31	5.50	2.10
Water and sanitation	62	22	6.68	1.92
Trade and exports	55	33	5.40	1.92
Economic growth	70	17	6.41	2.16
Energy	64	24	6.88	1.95
Disaster management	37	49	4.43	2.54
Public sector governance/reform	71	16	6.96	1.79
Job creation/employment	64	23	5.64	2.17
Financial markets	47	39	5.47	1.93
Equality of opportunity (i.e., equity)	54	32	5.78	2.14
Health	58	28	6.22	1.97
Rural development	66	23	5.95	2.09
Global/regional integration	51	35	5.22	1.98
Food security	55	30	6.02	2.07
Education	65	23	6.71	2.04
Social protection (e.g., pensions, targeted social assistance)	49	37	5.49	1.93
Climate change (e.g., mitigation, adaptation)	47	40	5.28	2.35
Agricultural development	59	29	5.92	2.22
Natural resource management (e.g., oil, gas, mining)	38	49	4.21	2.41

3. Where are the World Bank Group's decisions made primarily that support the program in Cabo Verde? (Select only ONE response)	Percentage of Respondents (N=103)
At the Headquarters (in Washington D.C.)	63.1%
In the country	7.8%
Don't know	29.1%

Achieving Development Results*	N	DK	Mean	SD
4. To what extent does the World Bank Group's work help to achieve development results in Cabo Verde? (1-To no degree at all, 10-To a very significant degree)	99	6	6.96	1.76

**C. World Bank Group's Effectiveness and Results (continued)**

To what extent do you agree with the following statements about the World Bank Group in Cabo Verde? <i>(1-Strongly disagree, 10-Strongly agree)</i>	N	DK	Mean	SD
5. The World Bank Group's financial instruments (i.e., investment lending, Development Policy Loan, Trust Funds, Program 4 Result, etc.) meet the needs of Cabo Verde*	96	9	6.15	2.03
6. The World Bank Group meets Cabo Verde's needs for knowledge services (e.g., research, analysis, data, technical assistance)*	93	12	5.66	2.05

Measuring and Correcting Work	N	DK	Mean	SD
7. To what extent do you believe the World Bank Group measures and corrects its work in real time in Cabo Verde? <i>(1-To no degree at all, 10-To a very significant degree)</i>	80	24	5.78	1.88

**D. The World Bank Group's Knowledge Work and Activities**

1. How frequently do you consult World Bank Group's knowledge work and activities in the work you do?	Percentage of Respondents (N=104)
Weekly	2.9%
Monthly	22.1%
A few times a year	51.9%
Rarely	15.4%
Never	7.7%

In Cabo Verde, to what extent do you believe that the World Bank Group's knowledge work and activities: (1-To no degree at all, 10-To a very significant degree)	Degree			
	N	DK	Mean	SD
2. Are timely	80	17	6.43	1.63
3. Include appropriate level of stakeholder involvement during preparation	72	24	5.69	1.83
4. Lead to practical solutions	82	14	5.99	1.77
5. Are accessible (well written and easy to understand)	84	12	6.18	1.80
6. Are source of relevant information on global good practices	84	14	7.10	1.83
7. Are adequately disseminated	82	14	4.94	2.08
8. Are translated enough into local language	81	14	5.09	2.45
9. Are adaptable to Cabo Verde's specific development challenges and country circumstances*	88	12	6.24	1.89

Overall Evaluations	N	DK	Mean	SD
10. Overall, how significant a contribution do you believe the World Bank Group's knowledge work and activities make to development results in your country?* (1-Not significant at all, 10-Very significant)	91	13	6.91	1.77
11. Overall, how would you rate the technical quality of the World Bank Group's knowledge work and activities?* (1-Very low technical quality, 10-Very high technical quality)	93	14	7.43	1.57

**E. Working with the World Bank Group**

To what extent do you agree/disagree with the following statements? (1-Strongly disagree, 10-Strongly agree)	Level of Agreement			
	N	DK	Mean	SD
1. The World Bank Group disburses funds promptly	67	33	5.18	1.87
2. The World Bank Group effectively monitors and evaluates the projects and programs it supports	87	13	6.92	2.05
3. The World Bank Group's approvals and reviews are done in a timely fashion	70	28	5.73	2.01
4. The World Bank Group's "Safeguard Policy" requirements are reasonable	65	33	6.00	1.84
5. The World Bank Group's conditions on its lending are reasonable	71	27	6.04	2.07
6. The World Bank Group takes decisions quickly in Cabo Verde*	71	26	5.35	1.94
7. Working with the World Bank Group increases Cabo Verde's institutional capacity	89	11	7.30	1.93
8. Where country systems (e.g., procurement, financial management, etc.) are adequate, the World Bank Group makes appropriate use of them*	70	26	6.63	2.04
9. The World Bank Group provides effective implementation support (i.e., supervision of projects)	83	16	6.69	1.96

WBG Promoting PPP in Cabo Verde	N	DK	Mean	SD
10. To what extent do you believe that the World Bank Group's work helps to find solutions that promote private public partnerships in Cabo Verde? (1-To no degree at all, 10-To a very significant degree)	91	15	6.10	2.28

11. Which of the following best describes the way the World Bank Group operates in Cabo Verde? (Select only one response)	Percentage of Respondents (N=106)
The World Bank Group's approach to risk is appropriate	35.8%
Don't know	34.0%
The World Bank Group does not take enough risk in Cabo Verde	29.2%
The World Bank Group takes too much risk in Cabo Verde	0.9%

12. Which of the following best describes the World Bank Group's support in Cabo Verde? (Select only one response)	Percentage of Respondents (N=106)
The World Bank Group is sufficiently selective and focuses on the most important development challenges in Cabo Verde	64.2%
Don't know	21.7%
The World Bank Group is not sufficiently selective in Cabo Verde, and it is involved in too many areas of development	14.2%

**F. The Future Role of the World Bank Group in Cabo Verde**

1. Which of the following SHOULD the World Bank Group do to make itself of greater value in Cabo Verde? (Choose no more than TWO)	Percentage of Respondents (Responses Combined; N=105)
Reach out more to groups outside of Government	47.6%
Increase the level of capacity development in the country	36.2%
Offer more innovative financial products	24.8%
Reduce the complexity of obtaining World Bank Group financing	21.9%
Provide more adequate data/knowledge/statistics/figures on Cabo Verde's economy	20.0%
Improve the competitiveness of its financing compared to markets (e.g., cost, timeliness, other terms)	15.2%
Ensure greater selectivity in its work	8.6%
Collaborate more effectively with Government clients (e.g., national, state, local)	7.6%
Improve the quality of its experts as related to Cabo Verde's specific challenges	5.7%
Work faster	4.8%
Offer more innovative knowledge services	3.8%
Other	1.0%

2. When considering the combination of services that the World Bank Group offers in Cabo Verde, and taking into account its limited level of resources, which ONE of the following do you believe the World Bank Group should offer more of in Cabo Verde? (Select only ONE response)	Percentage of Respondents (N=101)
Convening services	54.5%
Financial services	24.8%
Knowledge products	13.9%
The combination is appropriate for Cabo Verde	4.0%
None of the above	2.0%
Don't know	1.0%

**G. Communication and Information Sharing**

1. How do you get most of your information about economic and social development issues in Cabo Verde? (Choose no more than TWO)	Percentage of Respondents (Responses Combined; N=106)
Internet	53.8%
Periodicals	39.6%
Local television	32.1%
Local newspapers	17.9%
Other	15.1%
International newspapers	12.3%
Local radio	9.4%
Social media (blogs, Facebook, Twitter, YouTube, Flickr)	3.8%
International television	1.9%
International radio	0.0%

2. How would you prefer to receive information from the World Bank Group? (Choose no more than TWO)	Percentage of Respondents (Responses Combined; N=106)
e-Newsletters	50.0%
World Bank Group's publications and other written materials	37.7%
World Bank Group's seminars/workshops/ conferences	31.1%
World Bank Group's website	30.2%
Direct contact with World Bank Group (i.e., face to face meetings/discussions)	27.4%
Social media (blogs, Facebook, Twitter, YouTube, Flickr)	8.5%
Other	1.9%
Mobile phones	0.9%

3. Are you aware of the World Bank Group's Access to Information Policy under which the WBG will now disclose any information in its possession that is not on a list of exceptions?	Percentage of Respondents (N=96)
Yes	31.3%
No	68.8%

4. Do you use/have you used the World Bank Group website?	Percentage of Respondents (N=88)
Yes	9.1%
No	90.9%

5. Do you currently consult the World Bank Group social media sites (e.g., blogs, Facebook, Twitter, YouTube, Flickr)?	Percentage of Respondents (N=7)
Yes	85.7%
No	14.3%

6. Do you have access to the internet?	Percentage of Respondents (N=102)
Yes	96.1%
No	3.9%

7. Do you use/have you used the World Bank Group website?	Percentage of Respondents (N=96)
Yes	76.0%
No	24.0%

**G. Communication and Information Sharing (continued)**

8. Do you currently consult the World Bank Group social media sites (e.g., blogs, Facebook, Twitter, YouTube, Flickr)?	Percentage of Respondents (N=100)
Yes	39.0%
No	61.0%

9. Which Internet connection do you use primarily when visiting a World Bank Group website?	Percentage of Respondents (N=80)
High speed/WiFi	82.5%
Dial-up	17.5%

Please rate how much you agree with the following statements. (1-Strongly disagree, 10-Strongly agree)	Level of Agreement			
	N	DK	Mean	SD
10. I find the World Bank Group's websites easy to navigate.	75	20	7.17	1.91
11. I find the information on the World Bank Group's websites useful.	73	17	7.97	1.39
12. The World Bank Group's social media channels are valuable sources of information about the institution	42	49	7.71	1.63
13. When I need information from the World Bank Group I know how to find it	70	21	6.64	2.36
14. The World Bank Group is responsive to my information requests and inquiries	44	39	6.41	2.34

H. Background Information

1. Which of the following best describes your current position? (Please mark only ONE response)	Percentage of Respondents (N=105)
Other	12.4%
Employee of a Ministry, Ministerial Department or Implementation Agency	10.5%
Academia/Research Institute/Think Tank	10.5%
NGO/ Community-Based Organization	9.5%
Private Sector Organization	8.6%
PMU overseeing implementation of project/Consultant/Contractor working on WBG supported project/program	7.6%
Office of the President, Prime Minister	5.7%
Office of Parliamentarian	5.7%
Bilateral/ Multilateral Agency	4.8%
Financial Sector/Private Bank	3.8%
Local Government Office or Staff	1.9%
Office of Minister	1.0%
Private Foundation	1.0%
Trade Union	1.0%
Independent Government Institution	0.1%
Media	0.1%
Faith-Based Group	0.0%
Youth Group	0.0%
Judiciary Branch	0.0%

**H. Background Information (continued)**

2. Please identify the primary specialization of your work. (Please mark only ONE response)	Percentage of Respondents (N=102)
Other	27.5%
Governance	14.7%
Education	7.8%
Generalist (specialized in multiple sectors)	6.9%
Trade and competitiveness	5.9%
Finance and markets	5.9%
Macroeconomics and fiscal management	4.9%
Transport and ICT	4.9%
Urban, rural, and social development	4.9%
Poverty	3.9%
Water	2.9%
Environment and natural resources	2.9%
Social protection and labor	2.0%
Jobs	2.0%
Public-private partnerships	1.0%
Gender	1.0%
Agriculture	1.0%
Fragility, conflict and violence	0.0%
Health, nutrition and population	0.0%
Energy and extractives	0.0%
Climate change	0.0%

3. Which one of the following best describes your level of interaction with the World Bank Group in your country? (Select only ONE response)	Percentage of Respondents (N=103)
I have previously collaborated with the World Bank Group	42.7%
I have never collaborated with the World Bank Group	41.7%
Both of the above (I currently collaborate and previously have collaborated with the World Bank Group)	10.7%
I currently collaborate with the World Bank Group	4.9%

4. Which of the following agencies of the World Bank Group do you primarily engage with in Cabo Verde? (Select only ONE response)	Percentage of Respondents (N=64)
The World Bank (IDA)	79.7%
Other	15.6%
The International Finance Corporation (IFC)	4.7%
The Multilateral Investment Guarantee Agency (MIGA)	0.0%

5. Do your projects involve both the World Bank and the IFC?	Percentage of Respondents (N=86)
Yes	16.3%
No	83.7%

**H. Background Information (continued)**

6. If yes, what was your view of how the two institutions work together in Cabo Verde? (Select only ONE response)	Percentage of Respondents (N=13)
The way the two institutions work together needs improvement	61.5%
The two institutions work well together	38.5%
Don't know	0.00%
The two institutions do not work well together	0.00%

7. Which of the following describes most of your exposure to the World Bank Group in Cabo Verde? (Choose no more than TWO)	Percentage of Respondents (Responses Combined; N=98)
Use World Bank Group reports/data	44.9%
Use World Bank Group website for information, data, research, etc.	35.7%
Observer	31.6%
Collaborate as part of my professional duties	27.6%
Engage in World Bank Group related/sponsored events/activities	17.3%

8. What's your gender?	Percentage of Respondents (N=106)
Female	26.4%
Male	73.6%

9. Which best represents your geographic location?	Percentage of Respondents (N=107)
Barlavento Islands (ilhas de São Vicente, Santo Antão, São Nicolau, Sal e Boa Vista)	10.3%
Sotavento Islands (ilhas de Brava, Fogo, Santiago, Maio)	89.7%

Appendix B: Responses to All Questions by Stakeholder Groups³

- Employee of a Ministry/ PMU/ Consultant N=19 ● Private Sector/Financial Sector/Private Bank N=13 ● CSO N=12 ● Independent Government Institution N=11
- Academia/Research Institute/Think Tank N=11 ● Other N=39

A. General Issues facing Cabo Verde

A1. In general, would you say that Cabo Verde is headed in...?*

Percentage of Respondents	Employee of a Ministry/ PMU/ Consultant	Private Sector/Financial Sector/Private Bank	CSO	Independent Government Institution	Academia/ Research Institute/Think Tank	Other
The right direction	84.2%	66.7%	72.7%	81.8%	36.4%	51.3%
The wrong direction	10.5%	25.0%	9.1%	9.1%	36.4%	23.1%
Not sure	5.3%	8.3%	18.2%	9.1%	27.3%	25.6%

³ Only 105 respondents provided the information about their current positions. Thus, only these respondents were included in the across-stakeholder analysis presented in this appendix.

A. General Issues facing Cabo Verde (continued)

A2. Listed below are a number of development priorities in Cabo Verde. Please identify which of the following you consider the most important development priorities in Cabo Verde? (Choose no more than THREE)

Percentage of Respondents (Responses combined)	Employee of a Ministry/ PMU/ Consultant	Private Sector/Financial Sector/Private Bank	CSO	Independent Government Institution	Academia/Research Institute/Think Tank	Other
Social protection (e.g., pensions, targeted social assistance)	16.7%	8.3%	18.2%	9.1%	0.0%	5.6%
Food security*	0.0%	0.0%	18.2%	0.0%	18.2%	0.0%
Public sector governance/reform	55.6%	25.0%	27.3%	36.4%	54.5%	25.0%
Global/regional integration	0.0%	8.3%	0.0%	0.0%	0.0%	11.1%
Gender equity	0.0%	0.0%	0.0%	9.1%	0.0%	0.0%
Private sector development	38.9%	66.7%	36.4%	36.4%	18.2%	61.1%
Foreign direct investment	11.1%	16.7%	9.1%	9.1%	9.1%	16.7%
Water and sanitation	11.1%	0.0%	18.2%	9.1%	9.1%	5.6%
Anti corruption	0.0%	0.0%	9.1%	0.0%	0.0%	2.8%
Job creation/employment	38.9%	33.3%	36.4%	18.2%	36.4%	36.1%
Rural development	11.1%	0.0%	0.0%	0.0%	9.1%	0.0%
Financial markets	0.0%	0.0%	0.0%	0.0%	0.0%	0.0%
Urban development	0.0%	8.3%	0.0%	9.1%	0.0%	0.0%
Environmental sustainability	5.6%	0.0%	9.1%	0.0%	0.0%	2.8%
Equality of opportunity (i.e., equity)	5.6%	16.7%	9.1%	9.1%	0.0%	8.3%
Health	11.1%	0.0%	0.0%	18.2%	9.1%	0.0%
Education*	5.6%	0.0%	0.0%	36.4%	36.4%	25.0%
Poverty reduction	11.1%	25.0%	27.3%	9.1%	27.3%	25.0%
Energy	11.1%	0.0%	0.0%	0.0%	9.1%	0.0%
Transport (e.g., roads, bridges, transportation)	11.1%	16.7%	0.0%	0.0%	0.0%	5.6%
Climate change (e.g., mitigation, adaptation)	0.0%	0.0%	0.0%	0.0%	0.0%	0.0%
Agricultural development	5.6%	0.0%	0.0%	0.0%	9.1%	5.6%
Trade and exports	0.0%	8.3%	9.1%	0.0%	0.0%	5.6%
Crime and violence	11.1%	16.7%	27.3%	27.3%	9.1%	2.8%
Economic growth	27.8%	41.7%	9.1%	45.5%	18.2%	36.1%
Law and justice (e.g., judicial system)	5.6%	8.3%	9.1%	9.1%	9.1%	11.1%
Regulatory framework	0.0%	0.0%	0.0%	0.0%	0.0%	0.0%
Communicable/non-communicable diseases	0.0%	0.0%	0.0%	0.0%	0.0%	0.0%
Natural resource management (e.g., oil, gas, mining)	0.0%	0.0%	0.0%	0.0%	0.0%	0.0%
Disaster management	0.0%	0.0%	0.0%	0.0%	0.0%	0.0%
Information and communications technology	5.6%	0.0%	9.1%	0.0%	0.0%	8.3%

*Significantly different between stakeholder groups

A. General Issues facing Cabo Verde (continued)

A3. Poverty reduction is a broad term that encompasses work in many different areas. Which THREE areas of development listed below do you believe would contribute most to reducing poverty in Cabo Verde? (Choose no more than THREE)

Percentage of Respondents (Responses combined)	Employee of a Ministry/ PMU/ Consultant	Private Sector/Financial Sector/Private Bank	CSO	Independent Government Institution	Academia/Research Institute/Think Tank	Other
Water and sanitation	5.3%	8.3%	16.7%	0.0%	27.3%	12.8%
Equality of opportunity (i.e., equity)	21.1%	16.7%	25.0%	18.2%	0.0%	28.2%
Economic growth	68.4%	83.3%	41.7%	63.6%	72.7%	61.5%
Climate change (e.g., mitigation, adaptation)	5.3%	0.0%	0.0%	0.0%	0.0%	0.0%
Global/regional integration	0.0%	0.0%	16.7%	0.0%	0.0%	7.7%
Gender equity	0.0%	0.0%	0.0%	9.1%	0.0%	2.6%
Rural development	21.1%	8.3%	25.0%	27.3%	36.4%	7.7%
Urban development*	0.0%	8.3%	0.0%	0.0%	18.2%	0.0%
Regulatory framework	5.3%	0.0%	0.0%	0.0%	0.0%	0.0%
Social protection (e.g., pensions, targeted social assistance)	10.5%	0.0%	8.3%	9.1%	0.0%	12.8%
Law and justice (e.g., judicial system)	5.3%	8.3%	16.7%	9.1%	0.0%	0.0%
Transport (e.g., roads, bridges, transportation)	10.5%	0.0%	0.0%	0.0%	0.0%	2.6%
Crime and violence	0.0%	16.7%	0.0%	0.0%	0.0%	2.6%
Communicable/non-communicable diseases	0.0%	0.0%	0.0%	0.0%	0.0%	0.0%
Information and communications technology	0.0%	0.0%	0.0%	0.0%	0.0%	0.0%
Anti corruption	0.0%	0.0%	8.3%	0.0%	0.0%	2.6%
Private sector development	42.1%	58.3%	25.0%	27.3%	36.4%	35.9%
Foreign direct investment	15.8%	8.3%	16.7%	9.1%	9.1%	10.3%
Education	15.8%	16.7%	25.0%	36.4%	36.4%	38.5%
Energy*	0.0%	0.0%	0.0%	0.0%	18.2%	0.0%
Public sector governance/reform	10.5%	16.7%	8.3%	18.2%	18.2%	7.7%
Natural resource management (e.g., oil, gas, mining)	0.0%	0.0%	0.0%	0.0%	0.0%	0.0%
Environmental sustainability	0.0%	0.0%	0.0%	0.0%	0.0%	0.0%
Disaster management	0.0%	0.0%	0.0%	0.0%	0.0%	0.0%
Health	0.0%	0.0%	0.0%	9.1%	9.1%	2.6%
Agricultural development	10.5%	16.7%	8.3%	9.1%	0.0%	15.4%
Job creation/employment	36.8%	33.3%	50.0%	54.5%	18.2%	38.5%
Financial markets	10.5%	0.0%	0.0%	0.0%	0.0%	0.0%
Trade and exports	5.3%	0.0%	0.0%	0.0%	0.0%	0.0%
Food security	0.0%	0.0%	8.3%	0.0%	0.0%	2.6%

*Significantly different between stakeholder groups

A. General Issues facing Cabo Verde (continued)

A4. The World Bank Group's "Shared Prosperity" goal captures two key elements, economic growth and equity. It will seek to foster income growth among the bottom 40 percent of a country's population. Improvement in the Shared Prosperity Indicator requires growth and well-being of the less well-off. When thinking about the idea of "shared prosperity" in your country, which of the following TWO best illustrate how this would be achieved in Cabo Verde? (Choose no more than TWO)

Percentage of Respondents (Responses combined)	Employee of a Ministry/ PMU/ Consultant	Private Sector/Financial Sector/Private Bank	CSO	Independent Government Institution	Academia/Research Institute/Think Tank	Other
Better employment opportunities for young people	43.8%	33.3%	58.3%	54.5%	27.3%	42.9%
Better employment opportunities for women	6.3%	0.0%	8.3%	27.3%	9.1%	8.6%
Greater access to micro-finance for the poor	18.8%	8.3%	16.7%	9.1%	27.3%	14.3%
Greater voice and participation for citizens to help ensure greater accountability*	18.8%	0.0%	25.0%	0.0%	0.0%	2.9%
Greater access to health and nutrition for citizens	6.3%	0.0%	0.0%	0.0%	0.0%	0.0%
Better entrepreneurial opportunities (i.e., to start small and medium sized businesses)	6.3%	41.7%	16.7%	9.1%	27.3%	20.0%
A growing middle class	0.0%	16.7%	0.0%	9.1%	0.0%	5.7%
Better opportunity for the poor who live in rural areas	18.8%	16.7%	25.0%	9.1%	9.1%	5.7%
Better opportunity for the poor who live in urban areas	6.3%	8.3%	8.3%	0.0%	9.1%	5.7%
Consistent economic growth	31.3%	16.7%	25.0%	63.6%	27.3%	48.6%
More reliable social safety net	0.0%	0.0%	0.0%	0.0%	0.0%	0.0%
Greater equity of fiscal policy	0.0%	8.3%	0.0%	0.0%	9.1%	0.0%
Education and training that better ensure job opportunity	18.8%	33.3%	16.7%	18.2%	45.5%	42.9%
Better quality public services	25.0%	8.3%	0.0%	0.0%	9.1%	2.9%
Other	0.0%	0.0%	0.0%	0.0%	0.0%	0.0%

*Significantly different between stakeholder groups

B. Overall Attitudes toward the World Bank Group

How familiar are you with the work of these organizations in Cabo Verde?

	Which of the following best describes your current position?																	
	Employee of a Ministry/ PMU/ Consultant			Private Sector/Financial Sector/Private Bank			CSO			Independent Government Institution			Academia/Research Institute/Think Tank			Other		
	N	Mean	SD	N	Mean	SD	N	Mean	SD	N	Mean	SD	N	Mean	SD	N	Mean	SD
How familiar are you with the work of the World Bank Group in Cape Verde?	19	7.00	2.43	13	7.15	2.48	12	5.00	2.86	11	5.82	2.36	11	5.82	3.03	39	6.67	2.08

(1-Not familiar at all, 10-Extremely familiar)

Overall, please rate your impression of the effectiveness of these organizations in Cabo Verde*

	Which of the following best describes your current position?																	
	Employee of a Ministry/ PMU/ Consultant			Private Sector/Financial Sector/Private Bank			CSO			Independent Government Institution			Academia/Research Institute/Think Tank			Other		
	N	Mean	SD	N	Mean	SD	N	Mean	SD	N	Mean	SD	N	Mean	SD	N	Mean	SD
Overall, please rate your impression of the World Bank Group's effectiveness in Cape Verde.*	17	6.59	1.94	12	6.25	1.22	8	7.88	1.25	8	6.00	1.41	9	7.44	1.13	36	6.22	1.53

(1-Not effective at all, 10-Very effective) *Significantly different between stakeholder groups

	Which of the following best describes your current position?																	
	Employee of a Ministry/ PMU/ Consultant			Private Sector/Financial Sector/Private Bank			CSO			Independent Government Institution			Academia/Research Institute/Think Tank			Other		
	N	Mean	SD	N	Mean	SD	N	Mean	SD	N	Mean	SD	N	Mean	SD	N	Mean	SD
To what extent do you believe the World Bank Group's staff is well prepared to help Cape Verde solve its most complicated development challenges?*	17	7.00	1.73	13	7.23	1.30	8	8.13	1.25	9	6.33	1.50	7	7.00	1.63	36	6.22	1.76

(1-To no degree at all, 10-To a very significant degree) *Significantly different between stakeholders groups

B. Overall Attitudes toward the World Bank Group (continued)

When thinking about how the World Bank Group can have the most impact on development results in Cabo Verde, in which sectoral areas do you believe the World Bank Group should focus most of its resources (financial and knowledge services) in Cabo Verde? (Choose no more than THREE)

Percentage of Respondents (Responses combined)	Employee of a Ministry/ PMU/ Consultant	Private Sector/Financial Sector/Private Bank	CSO	Independent Government Institution	Academia/Research Institute/Think Tank	Other
Social protection (e.g., pensions, targeted social assistance)	10.5%	7.7%	0.0%	0.0%	9.1%	7.7%
Crime and violence	10.5%	15.4%	16.7%	9.1%	9.1%	5.1%
Transport (e.g., roads, bridges, transportation)	10.5%	15.4%	8.3%	0.0%	0.0%	5.1%
Agricultural development	5.3%	7.7%	25.0%	9.1%	27.3%	2.6%
Global/regional integration	5.3%	0.0%	25.0%	9.1%	0.0%	5.1%
Gender equity	0.0%	0.0%	0.0%	0.0%	0.0%	0.0%
Public sector governance/reform	52.6%	38.5%	8.3%	45.5%	27.3%	33.3%
Health	0.0%	0.0%	8.3%	9.1%	9.1%	5.1%
Rural development	5.3%	0.0%	0.0%	0.0%	27.3%	12.8%
Foreign direct investment	10.5%	15.4%	0.0%	0.0%	9.1%	12.8%
Education	5.3%	15.4%	25.0%	36.4%	18.2%	15.4%
Energy	10.5%	0.0%	0.0%	0.0%	0.0%	7.7%
Job creation/employment	42.1%	23.1%	41.7%	18.2%	45.5%	38.5%
Financial markets	0.0%	7.7%	0.0%	0.0%	0.0%	0.0%
Urban development	0.0%	0.0%	0.0%	0.0%	0.0%	0.0%
Environmental sustainability	0.0%	0.0%	0.0%	0.0%	9.1%	0.0%
Equality of opportunity (i.e., equity)	10.5%	7.7%	16.7%	18.2%	0.0%	10.3%
Private sector development	47.4%	69.2%	33.3%	45.5%	27.3%	53.8%
Water and sanitation	5.3%	0.0%	16.7%	18.2%	18.2%	12.8%
Food security	0.0%	0.0%	16.7%	9.1%	9.1%	0.0%
Climate change (e.g., mitigation, adaptation)	0.0%	0.0%	8.3%	0.0%	0.0%	0.0%
Poverty reduction	26.3%	7.7%	25.0%	27.3%	18.2%	5.1%
Trade and exports	0.0%	0.0%	0.0%	0.0%	9.1%	0.0%
Economic growth*	21.1%	61.5%	8.3%	45.5%	18.2%	48.7%
Law and justice (e.g., judicial system)	5.3%	7.7%	0.0%	0.0%	0.0%	5.1%
Regulatory framework	0.0%	0.0%	0.0%	0.0%	0.0%	0.0%
Communicable/non-communicable diseases	0.0%	0.0%	0.0%	0.0%	0.0%	0.0%
Natural resource management (e.g., oil, gas, mining)	0.0%	0.0%	0.0%	0.0%	0.0%	0.0%
Anti corruption	5.3%	0.0%	8.3%	0.0%	0.0%	0.0%
Information and communications technology	10.5%	0.0%	0.0%	0.0%	9.1%	5.1%
Disaster management	0.0%	0.0%	0.0%	0.0%	0.0%	0.0%

*Significantly different between stakeholder groups

B. Overall Attitudes toward the World Bank Group (continued)

When thinking about the World Bank Group's role, which activity do you believe is of greatest VALUE and which activity is of second greatest value in Cabo Verde?

Greatest Value Percentage of Respondents	Employee of a Ministry/ PMU/ Consultant	Private Sector/Financial Sector/Private Bank	CSO	Independent Government Institution	Academia/Research Institute/Think Tank	Other
Convening/facilitating	15.8%	16.7%	10.0%	11.1%	22.2%	7.9%
Data	5.3%	0.0%	0.0%	0.0%	0.0%	2.6%
Policy advice, studies, analyses	5.3%	8.3%	10.0%	11.1%	11.1%	7.9%
Financial resources	26.3%	33.3%	30.0%	33.3%	11.1%	26.3%
Capacity development	15.8%	8.3%	20.0%	11.1%	22.2%	26.3%
Technical assistance	10.5%	16.7%	0.0%	0.0%	11.1%	5.3%
Mobilizing third party financial resources	15.8%	8.3%	30.0%	33.3%	11.1%	18.4%
Donor coordination	0.0%	8.3%	0.0%	0.0%	0.0%	2.6%
Linkage to non-Bank expertise	0.0%	0.0%	0.0%	0.0%	11.1%	2.6%
Other	5.3%	0.0%	0.0%	0.0%	0.0%	0.0%

2 nd Greatest Value Percentage of Respondents	Employee of a Ministry/ PMU/ Consultant	Private Sector/Financial Sector/Private Bank	CSO	Independent Government Institution	Academia/Research Institute/Think Tank	Other
Convening/facilitating	16.7%	16.7%	18.2%	30.0%	0.0%	13.5%
Data	0.0%	0.0%	0.0%	10.0%	0.0%	0.0%
Policy advice, studies, analyses	11.1%	33.3%	9.1%	10.0%	11.1%	16.2%
Financial resources*	5.6%	0.0%	18.2%	10.0%	55.6%	21.6%
Capacity development	11.1%	8.3%	0.0%	20.0%	0.0%	24.3%
Technical assistance	11.1%	16.7%	9.1%	20.0%	11.1%	2.7%
Mobilizing third party financial resources	16.7%	25.0%	9.1%	0.0%	11.1%	16.2%
Donor coordination	16.7%	0.0%	18.2%	0.0%	11.1%	2.7%
Linkage to non-Bank expertise	11.1%	0.0%	18.2%	0.0%	0.0%	2.7%
Other	0.0%	0.0%	0.0%	0.0%	0.0%	0.0%

*Significantly different between stakeholder groups

How EFFECTIVE do you believe the World Bank Group is in terms of the capacity building work it does in each of the following areas in Cabo Verde? (1-Not effective at all, 10-Very effective)

	Which of the following best describes your current position?																	
	Employee of a Ministry/ PMU/ Consultant			Private Sector/Financial Sector/Private Bank			CSO			Independent Government Institution			Academia/Research Institute/Think Tank			Other		
	N	Mean	SD	N	Mean	SD	N	Mean	SD	N	Mean	SD	N	Mean	SD	N	Mean	SD
Project implementation (or other organizational strengthening)	14	7.64	1.15	13	7.23	1.48	5	7.20	1.79	7	6.86	0.90	8	8.13	0.99	30	6.37	1.94
Citizen engagement (incorporating citizens' voices into development)	10	5.00	1.70	10	4.50	1.51	3	4.67	4.04	5	3.60	1.34	5	5.80	2.28	24	4.63	2.00
Policy design (for clarity and better incentives to achieve development goals)	12	6.92	1.83	13	6.69	1.60	4	7.75	1.26	7	6.57	1.40	6	7.50	1.05	29	5.90	2.19

B. Overall Attitudes toward the World Bank Group (continued)

When thinking about how to improve capacity building in Cabo Verde to help ensure better development results, looking forward, how IMPORTANT is it for the World Bank Group to be involved in the following aspects of capacity building? (1-Not important at all, 10-Very important)

	Which of the following best describes your current position?																	
	Employee of a Ministry/ PMU/ Consultant			Private Sector/Financial Sector/Private Bank			CSO			Independent Government Institution			Academia/Research Institute/Think Tank			Other		
	N	Mean	SD	N	Mean	SD	N	Mean	SD	N	Mean	SD	N	Mean	SD	N	Mean	SD
Project implementation (or other organizational strengthening)	13	8.46	1.33	13	8.54	1.33	5	8.00	1.87	10	7.70	1.64	9	7.44	1.42	34	7.35	2.28
Citizen engagement (incorporating citizens' voices into development)	11	6.09	2.12	11	8.27	1.25	6	8.83	1.60	9	7.33	2.18	8	7.25	2.31	33	7.88	1.96
Policy design (for clarity and better incentives to achieve development goals)	13	8.46	1.45	13	8.92	1.32	7	8.71	1.38	8	8.63	0.92	9	8.22	0.67	35	7.63	2.00

Which of the following do you identify as the World Bank Group's greatest WEAKNESSES in its work in Cabo Verde? (Choose no more than TWO)

Percentage of Respondents (Responses combined)	Employee of a Ministry/ PMU/ Consultant	Private Sector/Financial Sector/Private Bank	CSO	Independent Government Institution	Academia/Research Institute/Think Tank	Other
Staff too inaccessible	5.3%	7.7%	9.1%	0.0%	9.1%	10.3%
Not exploring alternative policy options	0.0%	0.0%	9.1%	9.1%	9.1%	10.3%
Not collaborating enough with stakeholders outside the Government	15.8%	23.1%	18.2%	9.1%	9.1%	15.4%
Its advice and strategies do not lend themselves to practical problem solving*	0.0%	23.1%	0.0%	9.1%	18.2%	2.6%
Not enough public disclosure of its work	31.6%	30.8%	45.5%	9.1%	18.2%	25.6%
Arrogant in its approach	0.0%	7.7%	0.0%	0.0%	0.0%	5.1%
Not client focused	10.5%	15.4%	0.0%	0.0%	0.0%	2.6%
The credibility of its knowledge/data	0.0%	0.0%	9.1%	0.0%	0.0%	0.0%
World Bank Group's processes too complex	21.1%	15.4%	9.1%	27.3%	9.1%	10.3%
Not willing to honestly criticize policies and reform efforts in the country	0.0%	15.4%	0.0%	0.0%	9.1%	7.7%
Too influenced by developed countries	5.3%	30.8%	0.0%	27.3%	9.1%	15.4%
Imposing technocratic solutions without regard to political realities	5.3%	7.7%	9.1%	18.2%	9.1%	15.4%
World Bank Group's processes too slow	36.8%	15.4%	9.1%	9.1%	9.1%	12.8%
Not aligned with other donors' work	5.3%	0.0%	0.0%	0.0%	0.0%	2.6%
Not aligned with country priorities	0.0%	0.0%	0.0%	0.0%	0.0%	12.8%
Not adequately sensitive to political/social realities in Cabo Verde	15.8%	0.0%	9.1%	9.1%	18.2%	15.4%
Other	15.8%	0.0%	0.0%	9.1%	9.1%	7.7%
Don't know	15.8%	7.7%	36.4%	27.3%	27.3%	10.3%

*Significantly different between stakeholder groups

B. Overall Attitudes toward the World Bank Group (continued)

Which World Bank Group's instruments do you believe are the MOST effective in reducing poverty in Cabo Verde? (Choose no more than TWO)

Percentage of Respondents (Responses combined)	Employee of a Ministry/ PMU/ Consultant	Private Sector/Financial Sector/Private Bank	CSO	Independent Government Institution	Academia/Research Institute/Think Tank	Other
Trust Fund management	5.3%	15.4%	25.0%	18.2%	0.0%	5.1%
Knowledge products/services (analytical work, studies, surveys, etc.)	15.8%	0.0%	8.3%	0.0%	18.2%	7.7%
Investment lending (financing specific projects)	52.6%	69.2%	33.3%	45.5%	27.3%	51.3%
Technical assistance (advice, best practice, international experience, etc.)	26.3%	23.1%	8.3%	18.2%	27.3%	20.5%
Capacity development	26.3%	38.5%	33.3%	45.5%	36.4%	56.4%
Policy based lending / budget support to the Government	52.6%	46.2%	41.7%	27.3%	36.4%	33.3%
Multi-sectoral approaches	15.8%	7.7%	33.3%	27.3%	18.2%	20.5%
Other	0.0%	0.0%	0.0%	0.0%	9.1%	0.0%
Don't know	0.0%	0.0%	8.3%	9.1%	9.1%	0.0%

To what extent do you believe that the World Bank Group's work and support help the poorest in Cabo Verde?

Percentage of Respondents (Responses combined)	Employee of a Ministry/ PMU/ Consultant	Private Sector/Financial Sector/Private Bank	CSO	Independent Government Institution	Academia/Research Institute/Think Tank	Other
To a fully sufficient degree	5.3%	15.4%	0.0%	18.2%	9.1%	2.6%
To a somewhat sufficient degree	68.4%	30.8%	58.3%	45.5%	45.5%	51.3%
To a somewhat insufficient degree	26.3%	38.5%	33.3%	18.2%	36.4%	35.9%
To a very insufficient degree	0.0%	7.7%	0.0%	9.1%	0.0%	10.3%
Don't know	0.0%	7.7%	8.3%	9.1%	9.1%	0.0%

In addition to the regular relations with the national government, which TWO of the following groups should the World Bank Group collaborate with more in your country? (Choose no more than TWO)

Percentage of Respondents (Responses combined)	Employee of a Ministry/ PMU/ Consultant	Private Sector/Financial Sector/Private Bank	CSO	Independent Government Institution	Academia/Research Institute/Think Tank	Other
Academia/think tanks/research institutes*	27.8%	30.8%	25.0%	9.1%	81.8%	17.9%
Donor community	11.1%	7.7%	8.3%	18.2%	0.0%	5.1%
Media	5.6%	0.0%	8.3%	0.0%	0.0%	7.7%
Local Government	38.9%	38.5%	33.3%	27.3%	45.5%	35.9%
Private sector*	72.2%	84.6%	41.7%	72.7%	27.3%	71.8%
Parliament	0.0%	0.0%	0.0%	9.1%	0.0%	2.6%
NGOs/Community Based Organizations (CBOs)*	38.9%	23.1%	75.0%	36.4%	9.1%	30.8%
Youth/university groups	0.0%	7.7%	8.3%	0.0%	27.3%	12.8%
Beneficiaries	5.6%	0.0%	0.0%	9.1%	0.0%	7.7%
Foundations	0.0%	7.7%	0.0%	9.1%	0.0%	0.0%
Other	0.0%	0.0%	0.0%	0.0%	9.1%	2.6%
Don't know	0.0%	0.0%	0.0%	0.0%	0.0%	0.0%

*Significantly different between stakeholder groups

B. Overall Attitudes toward the World Bank Group (continued)

To what extent do you agree with the following statements about the World Bank Group's work in Cabo Verde? (1-Strongly disagree, 10-Strongly agree)

	Which of the following best describes your current position?																	
	Employee of a Ministry/ PMU/ Consultant			Private Sector/Financial Sector/Private Bank			CSO			Independent Government Institution			Academia/Research Institute/Think Tank			Other		
	N	Mean	SD	N	Mean	SD	N	Mean	SD	N	Mean	SD	N	Mean	SD	N	Mean	SD
Overall the World Bank Group currently plays a relevant role in development in Cape Verde*	19	7.74	1.59	13	6.77	2.31	9	8.44	1.67	11	7.55	2.11	9	7.56	1.74	32	6.38	1.98
The World Bank Group's work is aligned with what I consider the development priorities for Cape Verde	17	7.00	1.70	13	6.54	1.85	7	7.57	1.72	11	6.82	1.40	9	6.22	1.99	33	5.73	1.86
The World Bank Group supports programs and strategies that are realistic for Cape Verde*	16	6.88	1.50	13	7.00	1.68	9	8.22	1.86	10	6.50	1.84	9	5.67	1.73	32	6.09	1.77
The World Bank Group treats clients and stakeholders in Cape Verde with respect	13	8.00	1.22	13	7.77	1.79	6	8.17	1.60	10	6.80	1.81	6	7.67	1.86	30	6.53	2.05

*Significantly different between stakeholder groups

To what extent is the World Bank Group an effective development partner in Cabo Verde, in terms of each of the following? (1-To no degree at all, 10-To a very significant degree)

	Which of the following best describes your current position?																	
	Employee of a Ministry/ PMU/ Consultant			Private Sector/Financial Sector/Private Bank			CSO			Independent Government Institution			Academia/Research Institute/Think Tank			Other		
	N	Mean	SD	N	Mean	SD	N	Mean	SD	N	Mean	SD	N	Mean	SD	N	Mean	SD
Responsiveness*	14	6.29	1.59	13	6.00	1.87	7	8.43	1.40	9	6.89	0.93	6	7.83	0.41	29	6.00	1.25
Flexibility (in terms of the institution's products and services)	15	5.80	1.66	13	5.62	1.66	6	7.50	1.38	6	6.00	1.67	5	6.40	1.14	29	5.45	1.50
Flexibility (in terms of changing country circumstances)	13	5.69	1.65	10	5.50	1.65	6	7.00	1.41	8	6.13	1.64	6	5.83	1.17	30	5.57	1.57
Being inclusive	12	6.50	1.62	11	5.36	1.21	5	6.80	1.79	6	6.33	1.63	6	6.67	0.82	29	5.34	2.02
Openness (sharing data and other information)*	14	6.29	1.54	12	7.08	1.31	6	7.00	2.10	9	6.11	1.17	8	7.50	0.53	29	5.48	2.01
Staff accessibility	14	6.21	1.42	12	6.00	1.81	5	7.00	2.00	9	6.22	1.20	6	7.17	1.17	26	5.19	2.17
Straightforwardness and honesty	14	6.93	2.13	12	6.58	1.38	4	7.25	2.22	9	7.22	1.56	6	7.00	1.55	25	6.04	2.15
Ease of access to the people at the World Bank Group who are making decisions important to my work	13	5.69	2.10	12	5.83	2.33	6	6.67	2.25	8	5.25	2.31	4	7.25	0.96	25	5.48	2.49
Collaboration with civil society	15	4.67	1.84	12	5.33	2.15	6	5.33	3.14	8	5.63	1.85	6	6.17	1.33	23	5.04	2.31
Collaboration with the Government	16	7.94	1.39	13	7.92	1.38	7	8.86	0.90	8	8.00	1.41	7	8.29	0.76	32	7.25	1.81
Collaboration with other donors and development partners	10	7.10	1.79	12	7.17	1.53	4	8.00	1.63	6	6.67	2.07	6	8.17	1.17	29	6.97	1.45
Collaboration with the private sector*	10	5.70	2.00	11	5.27	1.85	4	6.75	2.22	6	7.33	1.97	7	6.14	1.77	28	4.71	1.98
The speed in which it gets things accomplished on the ground	14	5.36	1.69	10	6.20	1.81	4	6.25	1.26	8	6.88	1.55	5	6.60	1.14	25	5.16	1.75
Being a long-term partner	17	8.41	1.12	13	8.00	2.08	8	8.63	1.60	9	8.11	1.36	8	8.25	1.28	28	7.61	1.40

*Significantly different between stakeholder groups

B. Overall Attitudes toward the World Bank Group (continued)

To be a more effective development partner in Cabo Verde, do you believe that the World Bank Group should have ... ?* (Select only ONE response)

Percentage of Respondents	Employee of a Ministry/ PMU/ Consultant	Private Sector/Financial Sector/Private Bank	CSO	Independent Government Institution	Academia/Research Institute/Think Tank	Other
More local presence	100.0%	84.6%	75.0%	54.5%	80.0%	76.3%
The current level of local presence is adequate	0.0%	15.4%	8.3%	45.5%	20.0%	21.1%
Less local presence	0.0%	0.0%	0.0%	0.0%	0.0%	0.0%
Don't know	0.0%	0.0%	16.7%	0.0%	0.0%	2.6%

*Significantly different between stakeholder groups

When World Bank Group assisted reform efforts fail or are slow to take place, which of the following would you attribute this to? (Choose no more than TWO)

Percentage of Respondents (Responses combined)	Employee of a Ministry/ PMU/ Consultant	Private Sector/Financial Sector/Private Bank	CSO	Independent Government Institution	Academia/Research Institute/Think Tank	Other
The World Bank Group does not do adequate follow through/follow-up*	38.9%	0.0%	0.0%	0.0%	9.1%	16.7%
Poor donor coordination	16.7%	30.8%	16.7%	0.0%	36.4%	16.7%
The World Bank Group is not sensitive enough to political/social realities on the ground	22.2%	30.8%	50.0%	30.0%	9.1%	30.6%
Lack of/inadequate levels of capacity in Government	27.8%	23.1%	0.0%	30.0%	9.1%	16.7%
There is not an adequate level of citizen/civil society participation*	22.2%	46.2%	75.0%	30.0%	45.5%	25.0%
The World Bank Group works too slowly	11.1%	15.4%	8.3%	20.0%	0.0%	30.6%
The Government works inefficiently	5.6%	0.0%	8.3%	0.0%	18.2%	13.9%
Political pressures and obstacles	16.7%	7.7%	8.3%	20.0%	18.2%	5.6%
Reforms are not well thought out in light of country challenges	22.2%	38.5%	8.3%	40.0%	18.2%	22.2%
Other*	5.6%	0.0%	0.0%	20.0%	0.0%	0.0%

*Significantly different between stakeholder groups

C. World Bank Group's Effectiveness and Results

In your opinion, how IMPORTANT is it for the World Bank Group to be involved in the following areas of development in Cabo Verde? (1-Not important at all, 10-Very important)

	Which of the following best describes your current position?																	
	Employee of a Ministry/ PMU/ Consultant			Private Sector/Financial Sector/Private Bank			CSO			Independent Government Institution			Academia/Research Institute/Think Tank			Other		
	N	Mean	SD	N	Mean	SD	N	Mean	SD	N	Mean	SD	N	Mean	SD	N	Mean	SD
Anti corruption	13	6.85	2.34	9	5.89	2.42	6	9.17	0.98	7	7.14	2.48	5	6.60	2.70	33	6.03	2.94
Information and communications technology	16	6.88	2.58	10	6.80	2.53	8	8.88	1.25	5	7.60	1.34	4	7.25	1.71	34	6.35	2.29
Transport (e.g., roads, bridges, transportation)	17	7.76	1.56	11	8.09	1.30	7	7.86	1.77	6	7.83	1.47	6	8.17	1.72	34	7.26	2.18
Crime and violence	13	5.31	2.25	9	5.33	2.78	5	6.80	3.56	6	6.33	3.50	4	6.00	2.16	32	4.75	2.93
Law and justice (e.g., judicial system)	15	6.07	2.37	11	6.09	2.43	6	5.50	3.83	6	6.17	3.43	4	6.00	0.00	32	5.09	2.84
Urban development	16	6.81	2.14	11	6.45	2.46	6	7.67	2.07	5	6.40	1.52	8	6.50	1.60	34	5.53	2.39
Environmental sustainability	16	7.19	2.17	11	7.18	1.83	7	8.29	1.89	6	7.50	1.64	6	7.17	1.17	33	6.15	2.53
Regulatory framework	18	7.50	1.72	11	7.55	1.57	6	7.50	2.17	7	6.43	2.37	7	7.43	1.13	31	7.13	2.06
Communicable/non-communicable diseases	14	5.57	2.41	11	7.45	2.50	7	8.29	1.25	9	6.67	2.29	6	7.50	1.38	32	6.25	2.62
Poverty reduction	18	8.28	1.60	13	8.15	1.21	9	9.22	1.39	10	7.20	2.25	9	7.89	1.36	37	7.43	2.29
Gender equity	16	6.50	2.19	11	6.36	2.58	7	8.29	1.70	8	6.50	2.33	7	6.29	1.11	34	6.44	2.52
Private sector development	17	7.65	1.84	12	6.83	2.92	8	8.38	1.69	6	7.67	1.03	9	6.56	1.81	35	6.94	2.76
Foreign direct investment	16	7.00	1.86	13	7.31	2.36	5	7.20	2.28	5	7.60	1.95	8	5.75	2.60	35	6.34	2.78
Water and sanitation	15	7.20	2.08	12	7.83	2.08	10	8.50	1.84	8	7.38	1.60	7	8.14	1.57	35	6.86	2.30
Trade and exports	13	7.00	2.27	10	7.10	1.85	7	6.57	3.31	6	7.33	1.51	6	5.67	2.16	31	6.42	2.29
Economic growth	16	8.06	1.77	12	7.75	1.54	8	9.00	1.07	8	7.75	1.83	7	7.00	2.24	34	6.79	2.73
Energy	17	8.24	1.15	11	7.82	1.66	8	8.75	1.16	7	7.57	1.72	5	7.80	1.64	36	6.97	2.30
Disaster management*	13	5.46	1.81	6	4.17	1.60	4	9.00	1.41	4	6.75	1.50	4	5.75	1.26	30	4.57	2.66
Public sector governance/reform	17	8.53	1.12	13	7.85	1.46	7	8.57	1.81	6	7.33	1.97	9	7.67	1.22	38	7.08	2.41
Job creation/employment	16	7.31	1.85	13	7.00	1.96	7	7.71	2.43	5	7.80	2.39	7	6.00	2.52	35	6.20	2.81
Financial markets	14	6.36	1.78	9	6.22	2.44	7	7.43	2.23	5	7.80	2.17	6	5.50	1.64	33	5.67	2.81
Equality of opportunity (i.e., equity)	14	6.71	1.98	9	5.67	1.58	6	6.83	2.64	5	7.00	1.87	4	6.00	0.82	32	6.16	2.65
Health	15	6.27	2.02	11	7.27	2.15	6	8.33	1.51	7	7.14	1.77	7	7.00	1.29	33	6.24	2.49
Rural development	18	6.61	2.38	10	6.80	2.39	6	8.50	1.76	6	7.00	2.53	7	6.71	1.89	33	6.33	2.58
Global/regional integration	15	6.27	2.34	9	6.11	1.69	6	7.67	2.42	5	5.40	1.82	6	6.50	1.22	33	5.18	2.83
Food security*	16	5.75	2.05	10	5.70	2.11	8	8.75	1.67	6	7.00	1.90	6	6.50	1.38	30	5.80	2.38
Education	16	7.19	1.87	11	7.36	1.86	8	8.75	1.16	7	7.29	1.60	6	7.00	1.41	31	6.84	2.50
Social protection (e.g., pensions, targeted social assistance)	13	5.69	2.14	8	6.38	1.60	6	8.00	2.19	5	7.00	1.58	5	6.20	1.30	31	6.00	2.48
Climate change (e.g., mitigation, adaptation)	16	6.44	2.34	7	6.43	2.76	6	8.33	1.86	6	6.67	2.42	6	5.50	0.84	29	5.62	2.73
Agricultural development	18	6.61	2.40	11	6.36	1.91	7	8.71	1.80	5	6.80	2.17	8	6.50	2.45	33	5.91	2.75
Natural resource management (e.g., oil, gas, mining)	13	5.31	2.63	8	6.00	2.51	6	7.33	2.50	4	5.50	3.11	5	5.20	2.68	26	4.42	2.83

*Significantly different between stakeholder groups

C. World Bank Group's Effectiveness and Results (continued)

How EFFECTIVE do you believe the World Bank Group is in terms of the work it does in the following areas of development in Cabo Verde? (1-Not effective at all, 10-Very effective)

	Which of the following best describes your current position?																	
	Employee of a Ministry/ PMU/ Consultant			Private Sector/Financial Sector/Private Bank			CSO			Independent Government Institution			Academia/Research Institute/Think Tank			Other		
	N	Mean	SD	N	Mean	SD	N	Mean	SD	N	Mean	SD	N	Mean	SD	N	Mean	SD
Anti corruption	7	6.14	2.41	6	5.17	2.79	3	7.33	1.15	2	7.00	1.41	4	6.25	2.22	24	4.50	2.27
Information and communications technology	9	6.67	2.29	8	5.63	2.33	4	7.75	0.96	3	7.67	1.53	4	7.25	1.26	27	5.59	2.12
Transport (e.g., roads, bridges, transportation)*	13	8.15	1.41	10	7.70	1.70	6	7.17	1.60	4	7.25	2.22	6	7.67	1.97	29	6.07	2.42
Crime and violence	7	4.86	1.68	6	4.83	2.23	3	3.67	2.31	1	2.00	0.00	4	5.25	1.50	20	3.35	2.13
Law and justice (e.g., judicial system)	7	6.14	1.86	8	6.00	2.39	3	4.33	2.89	2	3.50	2.12	4	6.25	1.50	21	3.81	2.23
Urban development	9	6.11	1.90	8	6.13	1.81	5	6.60	1.52	2	5.00	0.00	6	6.00	1.79	25	4.80	2.40
Environmental sustainability	9	6.33	2.18	9	6.11	1.83	5	7.60	1.34	3	6.33	2.31	6	5.67	0.82	22	5.41	2.34
Regulatory framework	11	7.18	1.99	9	7.44	1.42	4	5.75	1.50	4	6.25	1.26	5	6.80	1.48	26	6.12	2.20
Communicable/non-communicable diseases	10	5.90	3.07	8	7.13	2.75	3	7.33	0.58	4	5.00	2.45	5	6.60	1.34	27	6.26	2.16
Poverty reduction	15	6.87	1.88	12	7.42	1.51	5	7.60	1.34	7	6.86	2.61	9	7.33	2.12	31	6.26	1.97
Gender equity	10	6.30	1.06	9	6.11	1.69	5	6.60	0.89	6	6.17	2.56	6	6.17	0.75	30	5.90	2.31
Private sector development	13	5.85	2.03	8	6.38	2.20	5	7.20	1.30	4	7.75	1.71	7	6.14	1.46	28	5.14	2.48
Foreign direct investment	9	5.56	1.51	7	6.86	1.21	4	6.25	1.71	3	7.33	1.53	6	6.00	2.68	26	4.69	2.20
Water and sanitation	8	7.38	1.51	10	7.20	2.10	4	7.50	1.91	4	6.00	2.16	8	7.38	1.19	27	6.04	2.05
Trade and exports	10	5.10	1.97	8	6.13	1.36	4	6.50	2.38	2	6.00	0.00	5	6.80	1.30	25	4.80	2.02
Economic growth	13	7.08	1.80	10	6.60	1.90	5	8.00	1.41	6	7.50	1.38	8	6.63	2.00	27	5.48	2.42
Energy*	12	7.92	1.38	8	7.75	1.49	4	8.25	0.50	4	7.00	1.41	5	7.20	1.79	30	6.03	2.13
Disaster management*	8	4.75	2.25	6	5.33	2.94	2	9.50	0.71	-	-	-	3	5.67	0.58	17	3.12	1.96
Public sector governance/reform	11	7.27	1.49	11	7.45	1.29	4	8.50	1.29	6	7.17	1.60	7	7.29	1.60	31	6.32	2.04
Job creation/employment	12	6.08	2.39	9	5.78	1.39	5	6.60	1.52	4	6.50	1.73	6	6.33	1.86	27	4.96	2.46
Financial markets	6	5.67	0.82	8	5.75	1.49	3	7.33	1.53	4	5.50	2.08	4	5.75	0.96	21	4.90	2.36
Equality of opportunity (i.e., equity)	7	6.57	1.51	6	5.33	1.37	5	6.20	2.05	4	7.75	1.71	5	5.60	1.14	26	5.27	2.52
Health	9	6.67	2.24	8	6.38	2.26	2	7.50	2.12	5	7.40	1.67	6	6.33	0.52	27	5.74	2.05
Rural development	12	5.75	2.38	10	6.40	1.78	4	7.75	1.26	3	6.33	1.53	7	6.29	1.80	29	5.55	2.26
Global/regional integration	9	5.33	1.87	7	5.71	1.60	2	7.00	1.41	4	5.25	2.06	5	5.60	1.52	23	4.78	2.30
Food security	8	6.00	2.07	9	5.89	1.76	4	7.50	2.38	4	6.25	1.26	5	6.60	1.34	24	5.58	2.36
Education	10	7.20	2.10	10	7.40	1.71	5	7.80	1.10	6	7.33	1.63	6	7.50	1.05	26	5.88	2.23
Social protection (e.g., pensions, targeted social assistance)*	8	5.63	1.41	6	5.00	1.41	2	8.00	0.00	5	7.40	1.67	5	5.80	0.84	22	4.82	2.15
Climate change (e.g., mitigation, adaptation)	8	6.13	2.47	6	5.33	2.07	2	7.50	3.54	2	5.50	3.54	4	5.25	0.96	24	4.79	2.47
Agricultural development	10	6.20	2.74	8	6.00	1.85	5	8.00	1.22	3	6.00	1.73	7	6.29	2.21	25	5.24	2.20
Natural resource management (e.g., oil, gas, mining)	6	4.00	1.79	6	4.67	2.25	1	9.00	0.00	2	4.50	4.95	4	6.00	0.82	18	3.39	2.38

*Significantly different between stakeholder groups

C. World Bank Group's Effectiveness and Results (continued)

Where are the World Bank Group's decisions made primarily that support the program in Cabo Verde? (Select only ONE response)*

Percentage of Respondents	Employee of a Ministry/ PMU/ Consultant	Private Sector/Financial Sector/Private Bank	CSO	Independent Government Institution	Academia/Research Institute/Think Tank	Other
At the Headquarters (in Washington D.C.)	55.6%	83.3%	25.0%	63.6%	36.4%	78.4%
In the country	0.0%	0.0%	16.7%	9.1%	9.1%	10.8%
Don't know	44.4%	16.7%	58.3%	27.3%	54.5%	10.8%

*Significantly different between stakeholder groups

	Which of the following best describes your current position?																	
	Employee of a Ministry/ PMU/ Consultant			Private Sector/Financial Sector/Private Bank			CSO			Independent Government Institution			Academia/Research Institute/Think Tank			Other		
	N	Mean	SD	N	Mean	SD	N	Mean	SD	N	Mean	SD	N	Mean	SD	N	Mean	SD
To what extent does the World Bank Group's work help to achieve development results in Cape Verde?*	18	7.39	1.46	13	7.38	1.50	9	7.89	1.76	11	7.36	1.91	10	7.20	1.81	37	6.16	1.74

(1-To no degree at all, 10-To a very significant degree) *Significantly different between stakeholder groups

To what extent do you agree with the following statements about the World Bank Group in Cabo Verde? (1-Strongly disagree, 10-Strongly agree)

	Which of the following best describes your current position?																	
	Employee of a Ministry/ PMU/ Consultant			Private Sector/Financial Sector/Private Bank			CSO			Independent Government Institution			Academia/Research Institute/Think Tank			Other		
	N	Mean	SD	N	Mean	SD	N	Mean	SD	N	Mean	SD	N	Mean	SD	N	Mean	SD
The World Bank Group's financial instruments (i.e., investment lending, Development Policy Loan, Trust Funds, etc.) meet the needs of Cape Verde*	17	6.82	1.70	13	5.92	1.80	9	7.56	1.88	11	7.18	2.09	10	6.00	2.05	35	5.31	1.95
The World Bank Group meets Cape Verde's needs for knowledge services (e.g., research, analysis, data, technical assistance)	17	6.65	1.69	13	5.92	1.71	8	6.25	2.49	11	6.09	2.12	9	5.44	1.74	34	4.85	2.11

(1-To no degree at all, 10-To a very significant degree) *Significantly different between stakeholder groups

	Which of the following best describes your current position?																	
	Employee of a Ministry/ PMU/ Consultant			Private Sector/Financial Sector/Private Bank			CSO			Independent Government Institution			Academia/Research Institute/Think Tank			Other		
	N	Mean	SD	N	Mean	SD	N	Mean	SD	N	Mean	SD	N	Mean	SD	N	Mean	SD
To what extent do you believe the World Bank Group measures and corrects its work in real time in Cape Verde?*	15	5.87	1.60	12	5.58	1.78	8	7.75	1.83	6	7.00	1.79	7	5.71	1.98	31	5.10	1.72

(1-To no degree at all, 10-To a very significant degree) *Significantly different between stakeholder groups

D. The World Bank Group's Knowledge Work and Activities

How frequently do you consult World Bank Group's knowledge work and activities in the work you do? (Select only ONE response)

Percentage of Respondents	Employee of a Ministry/ PMU/ Consultant	Private Sector/Financial Sector/Private Bank	CSO	Independent Government Institution	Academia/Research Institute/Think Tank	Other
Weekly	5.9%	7.7%	0.0%	0.0%	0.0%	2.6%
Monthly	23.5%	38.5%	16.7%	9.1%	27.3%	20.5%
A few times a year	52.9%	38.5%	25.0%	72.7%	54.5%	59.0%
Rarely	17.6%	15.4%	16.7%	9.1%	18.2%	12.8%
Never	0.0%	0.0%	41.7%	9.1%	0.0%	5.1%

In Cabo Verde, to what extent do you believe that the World Bank Group's knowledge work and activities: (1-To no degree at all, 10-To a very significant degree)

	Which of the following best describes your current position?																	
	Employee of a Ministry/ PMU/ Consultant			Private Sector/Financial Sector/Private Bank			CSO			Independent Government Institution			Academia/Research Institute/Think Tank			Other		
	N	Mean	SD	N	Mean	SD	N	Mean	SD	N	Mean	SD	N	Mean	SD	N	Mean	SD
Are timely	14	6.64	1.39	12	7.50	1.62	4	5.75	0.96	8	6.88	1.64	9	6.44	0.73	32	5.94	1.81
Include appropriate level of stakeholder involvement during preparation	13	5.38	1.45	11	6.91	1.76	4	6.00	1.63	6	6.33	2.16	8	5.75	1.58	29	5.21	1.93
Lead to practical solutions	14	6.29	1.73	13	6.23	1.59	6	7.00	2.19	8	6.75	1.49	7	5.71	1.25	33	5.45	1.87
Are accessible (well written and easy to understand)	15	5.93	1.62	13	6.54	1.85	6	7.17	1.72	8	6.13	1.46	8	6.50	1.41	32	6.03	2.01
Are source of relevant information on global good practices	15	7.13	1.81	11	7.82	1.78	6	7.83	1.33	8	7.50	1.60	9	6.89	1.17	33	6.85	2.00
Are adequately disseminated	13	5.23	1.92	11	5.00	2.24	5	6.20	2.17	8	6.00	1.93	10	4.60	1.84	33	4.55	2.15
Are translated enough into local language	14	4.36	2.34	12	5.25	2.42	6	6.67	2.25	8	5.88	1.46	9	4.22	1.72	30	5.23	2.85
Are adaptable to Cape Verde's specific development challenges and country circumstances*	17	6.71	1.76	13	6.23	1.92	8	8.13	1.73	8	7.25	1.04	8	5.38	1.77	33	5.52	1.80

*Significantly different between stakeholder groups

	Which of the following best describes your current position?																	
	Employee of a Ministry/ PMU/ Consultant			Private Sector/Financial Sector/Private Bank			CSO			Independent Government Institution			Academia/Research Institute/Think Tank			Other		
	N	Mean	SD	N	Mean	SD	N	Mean	SD	N	Mean	SD	N	Mean	SD	N	Mean	SD
Overall, how significant a contribution do you believe the World Bank Group's knowledge work and activities make to development results in your country?*	17	7.59	1.54	12	7.42	1.68	8	8.13	1.46	9	7.44	1.42	10	6.20	1.99	34	6.21	1.74
Overall, how would you rate the technical quality of the World Bank Group's knowledge work and activities?	17	8.00	1.41	13	7.54	1.45	8	8.00	1.60	10	7.70	1.49	10	7.70	1.57	34	6.85	1.62

(1-Not significant at all, 10-Very significant; 1-Very low technical quality, 10-Very high technical quality) *Significantly different between stakeholder groups

E. Working with the World Bank Group

To what extent do you agree/disagree with the following statements? (1-Strongly disagree, 10-Strongly agree)

	Which of the following best describes your current position?																	
	Employee of a Ministry/ PMU/ Consultant			Private Sector/Financial Sector/Private Bank			CSO			Independent Government Institution			Academia/Research Institute/Think Tank			Other		
	N	Mean	SD	N	Mean	SD	N	Mean	SD	N	Mean	SD	N	Mean	SD	N	Mean	SD
The World Bank Group disburses funds promptly	12	5.50	1.98	8	5.25	1.83	5	6.20	1.92	9	5.33	1.50	4	6.25	1.26	28	4.71	1.98
The World Bank Group effectively monitors and evaluates the projects and programs it supports	16	7.19	2.29	13	7.38	1.56	8	7.88	2.23	10	7.00	1.49	6	7.17	0.75	33	6.30	2.31
The World Bank Group's approvals and reviews are done in a timely fashion	13	5.54	2.22	9	6.00	2.18	6	6.83	1.83	8	6.13	1.73	5	6.20	1.30	28	5.32	2.11
The World Bank Group's "Safeguard Policy" requirements are reasonable	13	6.38	1.50	11	5.91	1.45	4	7.25	1.89	7	6.43	1.90	5	6.20	0.84	24	5.54	2.23
The World Bank Group's conditions on its lending are reasonable	12	6.42	1.88	10	6.00	2.58	5	6.80	2.17	6	6.50	1.76	7	7.00	1.29	30	5.50	2.16
The World Bank Group takes decisions quickly in Cape Verde	13	5.38	2.06	8	4.75	1.16	6	6.67	2.07	8	6.00	1.69	5	6.60	0.55	30	4.87	2.11
Working with the World Bank Group increases Cape Verde's institutional capacity	15	7.87	1.41	13	7.38	2.02	8	8.75	1.39	9	7.33	0.87	9	7.56	2.01	34	6.65	2.20
Where country systems (e.g., procurement, financial management, etc.) are adequate, the World Bank Group makes appropriate use of them	13	7.15	1.99	10	6.90	1.52	6	8.00	1.10	8	6.88	1.25	6	7.50	2.26	26	5.69	2.29
The World Bank Group provides effective implementation support (i.e., supervision of projects)	14	7.29	2.05	11	6.73	1.19	8	8.00	1.51	9	7.11	1.05	7	6.86	1.35	33	5.97	2.32

	Which of the following best describes your current position?																	
	Employee of a Ministry/ PMU/ Consultant			Private Sector/Financial Sector/Private Bank			CSO			Independent Government Institution			Academia/Research Institute/Think Tank			Other		
	N	Mean	SD	N	Mean	SD	N	Mean	SD	N	Mean	SD	N	Mean	SD	N	Mean	SD
To what extent do you believe that the World Bank Group's work helps to find solutions that promote private public partnerships in Cape Verde?*	16	6.50	1.83	13	6.00	2.16	10	7.80	2.30	8	7.13	2.17	9	6.44	2.35	34	5.12	2.21

(1-To no degree at all, 10-To a very significant degree) *Significantly different between stakeholder groups

E. Working with the World Bank Group (continued)

E11. Which of the following best describes the way the World Bank Group operates in Cabo Verde? (Select only ONE response)

Percentage of Respondents	Employee of a Ministry/ PMU/ Consultant	Private Sector/Financial Sector/Private Bank	CSO	Independent Government Institution	Academia/Research Institute/Think Tank	Other
The World Bank Group takes too much risk in Cabo Verde	0.0%	0.0%	0.0%	0.0%	0.0%	2.6%
The World Bank Group does not take enough risk in Cabo Verde	26.3%	30.8%	0.0%	18.2%	18.2%	44.7%
The World Bank Group's approach to risk is appropriate	36.8%	53.8%	50.0%	45.5%	18.2%	28.9%
Don't know	36.8%	15.4%	50.0%	36.4%	63.6%	23.7%

E12. Which of the following best describes the World Bank Group's support in Cabo Verde? (Select only ONE response)

Percentage of Respondents	Employee of a Ministry/ PMU/ Consultant	Private Sector/Financial Sector/Private Bank	CSO	Independent Government Institution	Academia/Research Institute/Think Tank	Other
The World Bank Group is sufficiently selective and focuses on the most important development challenges in Cabo Verde	68.4%	92.3%	58.3%	72.7%	54.5%	55.3%
The World Bank Group is not sufficiently selective in Cabo Verde, and it is involved in too many areas of development	10.5%	7.7%	8.3%	9.1%	0.0%	26.3%
Don't know	21.1%	0.0%	33.3%	18.2%	45.5%	18.4%

F. The Future Role of the World Bank Group in Cabo Verde

F1. Which of the following SHOULD the World Bank Group do to make itself of greater value in Cabo Verde? (Choose no more than TWO)

Percentage of Respondents	Employee of a Ministry/ PMU/ Consultant	Private Sector/Financial Sector/Private Bank	CSO	Independent Government Institution	Academia/Research Institute/Think Tank	Other
Provide more adequate data/knowledge/statistics/figures on Cabo Verde's economy	21.1%	30.8%	41.7%	0.0%	18.2%	16.2%
Ensure greater selectivity in its work	0.0%	0.0%	0.0%	9.1%	9.1%	18.9%
Offer more innovative financial products	15.8%	23.1%	8.3%	27.3%	18.2%	35.1%
Improve the competitiveness of its financing compared to markets (e.g., cost, timeliness, other terms)	10.5%	30.8%	33.3%	0.0%	0.0%	16.2%
Reach out more to groups outside of Government	42.1%	38.5%	50.0%	54.5%	81.8%	43.2%
Work faster	5.3%	0.0%	0.0%	9.1%	0.0%	8.1%
Improve the quality of its experts as related to Cabo Verde's specific challenges*	10.5%	0.0%	0.0%	27.3%	0.0%	2.7%
Offer more innovative knowledge services	5.3%	7.7%	0.0%	0.0%	0.0%	5.4%
Collaborate more effectively with Government clients (e.g., national, state, local)	21.1%	0.0%	0.0%	0.0%	0.0%	10.8%
Increase the level of capacity development in the country	36.8%	38.5%	33.3%	63.6%	45.5%	21.6%
Reduce the complexity of obtaining World Bank Group financing	21.1%	30.8%	33.3%	9.1%	18.2%	21.6%
Other	5.3%	0.0%	0.0%	0.0%	0.0%	0.0%

*Significantly different between stakeholder groups

F. The Future Role of the World Bank Group in Cabo Verde (continued)

When considering the combination of services that the World Bank Group offers in Cabo Verde, and taking into account its limited level of resources, which ONE of the following do you believe the World Bank Group should offer more of in Cabo Verde? (Select only ONE response)

Percentage of Respondents	Employee of a Ministry/ PMU/ Consultant	Private Sector/Financial Sector/Private Bank	CSO	Independent Government Institution	Academia/Research Institute/Think Tank	Other
Financial services	27.8%	25.0%	41.7%	30.0%	0.0%	25.0%
Knowledge products	11.1%	0.0%	16.7%	20.0%	45.5%	8.3%
Convening services	44.4%	66.7%	41.7%	50.0%	54.5%	58.3%
None of the above	0.0%	0.0%	0.0%	0.0%	0.0%	5.6%
The combination is appropriate for Cabo Verde	16.7%	8.3%	0.0%	0.0%	0.0%	0.0%
Don't know	0.0%	0.0%	0.0%	0.0%	0.0%	2.8%

G. Communication and Information Sharing

How do you get most of your information about economic and social development issues in Cabo Verde? (Choose no more than TWO)

Percentage of Respondents	Employee of a Ministry/ PMU/ Consultant	Private Sector/Financial Sector/Private Bank	CSO	Independent Government Institution	Academia/Research Institute/Think Tank	Other
Periodicals	36.8%	30.8%	45.5%	45.5%	45.5%	41.0%
International newspapers	5.3%	23.1%	0.0%	0.0%	27.3%	15.4%
Local radio*	10.5%	0.0%	45.5%	9.1%	0.0%	2.6%
International radio	0.0%	0.0%	0.0%	0.0%	0.0%	0.0%
Local television*	26.3%	23.1%	81.8%	54.5%	45.5%	15.4%
International television	5.3%	0.0%	0.0%	0.0%	9.1%	0.0%
Local newspapers	15.8%	38.5%	9.1%	18.2%	9.1%	15.4%
Internet	57.9%	53.8%	9.1%	54.5%	63.6%	59.0%
Social media (blogs, Facebook, Twitter, YouTube, Flickr)	10.5%	0.0%	0.0%	0.0%	0.0%	5.1%
Other	26.3%	7.7%	0.0%	9.1%	0.0%	23.1%

*Significantly different between stakeholder groups

How would you prefer to receive information from the World Bank Group? (Choose no more than TWO)

Percentage of Respondents	Employee of a Ministry/ PMU/ Consultant	Private Sector/Financial Sector/Private Bank	CSO	Independent Government Institution	Academia/Research Institute/Think Tank	Other
Direct contact with World Bank Group	10.5%	23.1%	33.3%	18.2%	45.5%	28.9%
e-Newsletters	52.6%	38.5%	50.0%	63.6%	45.5%	52.6%
World Bank Group's seminars/workshops/ conferences	47.4%	30.8%	50.0%	36.4%	36.4%	15.8%
World Bank Group's publications and other written materials*	26.3%	53.8%	0.0%	36.4%	36.4%	50.0%
World Bank Group's website	31.6%	46.2%	41.7%	36.4%	18.2%	23.7%
Social media (blogs, Facebook, Twitter, YouTube, Flickr)	5.3%	0.0%	25.0%	9.1%	0.0%	10.5%
Mobile phones	5.3%	0.0%	0.0%	0.0%	0.0%	0.0%
Other	5.3%	0.0%	0.0%	0.0%	0.0%	2.6%

*Significantly different between stakeholder groups

G. Communication and Information Sharing (continued)

Are you aware of the World Bank Group's Access to Information Policy under which the WBG will now disclose any information in its possession that is not a list of exceptions?

Percentage of Respondents	Employee of a Ministry/ PMU/ Consultant	Private Sector/Financial Sector/Private Bank	CSO	Independent Government Institution	Academia/Research Institute/Think Tank	Other
Yes	29.4%	38.5%	20.0%	27.3%	44.4%	32.4%
No	70.6%	61.5%	80.0%	72.7%	55.6%	67.6%

Have you requested information from the World Bank Group on its activities in the past year?

Percentage of Respondents	Employee of a Ministry/ PMU/ Consultant	Private Sector/Financial Sector/Private Bank	CSO	Independent Government Institution	Academia/Research Institute/Think Tank	Other
Yes	6.3%	9.1%	0.0%	0.0%	28.6%	12.1%
No	93.8%	90.9%	100.0%	100.0%	71.4%	87.9%

Were you able to obtain this information?

Percentage of Respondents	Employee of a Ministry/ PMU/ Consultant	Private Sector/Financial Sector/Private Bank	CSO	Independent Government Institution	Academia/Research Institute/Think Tank	Other
Yes	100.0%	100.0%	0.0%	0.0%	100.0%	75.0%
No	0.0%	0.0%	0.0%	0.0%	0.0%	25.0%

Do you have access to the Internet?

Percentage of Respondents	Employee of a Ministry/ PMU/ Consultant	Private Sector/Financial Sector/Private Bank	CSO	Independent Government Institution	Academia/Research Institute/Think Tank	Other
Yes	88.9%	100.0%	91.7%	90.9%	100.0%	100.0%
No	11.1%	0.0%	8.3%	9.1%	0.0%	0.0%

Do you use/have you used the World Bank Group website?*

Percentage of Respondents	Employee of a Ministry/ PMU/ Consultant	Private Sector/Financial Sector/Private Bank	CSO	Independent Government Institution	Academia/Research Institute/Think Tank	Other
Yes	76.5%	83.3%	33.3%	80.0%	88.9%	82.4%
No	23.5%	16.7%	66.7%	20.0%	11.1%	17.6%

*Significantly different between stakeholder groups

Do you currently consult the World Bank Group social media sites (e.g., Facebook, blogs, Twitter, YouTube, Flickr)?

Percentage of Respondents	Employee of a Ministry/ PMU/ Consultant	Private Sector/Financial Sector/Private Bank	CSO	Independent Government Institution	Academia/Research Institute/Think Tank	Other
Yes	29.4%	69.2%	16.7%	27.3%	33.3%	47.2%
No	70.6%	30.8%	83.3%	72.7%	66.7%	52.8%

G. Communication and Information Sharing (continued)

Which Internet connection do you use primarily when visiting a World Bank Group website?

Percentage of Respondents	Employee of a Ministry/ PMU/ Consultant	Private Sector/Financial Sector/Private Bank	CSO	Independent Government Institution	Academia/Research Institute/Think Tank	Other
High speed/WiFi	66.7%	91.7%	66.7%	100.0%	83.3%	83.9%
Dial-up	33.3%	8.3%	33.3%	0.0%	16.7%	16.1%

Please rate how much you agree with the following statements. (1-Strongly disagree, 10-Strongly agree)

	Which of the following best describes your current position?																	
	Employee of a Ministry/ PMU/ Consultant			Private Sector/Financial Sector/Private Bank			CSO			Independent Government Institution			Academia/Research Institute/Think Tank			Other		
	N	Mean	SD	N	Mean	SD	N	Mean	SD	N	Mean	SD	N	Mean	SD	N	Mean	SD
I find the World Bank Group's websites easy to navigate.	14	6.93	1.90	12	7.25	1.86	3	6.33	1.53	9	6.89	2.15	7	8.14	1.68	29	7.17	2.04
I find the information on the World Bank Group's websites useful.	13	8.15	1.28	12	8.08	1.51	4	7.75	0.96	8	7.88	1.73	7	8.57	0.98	28	7.75	1.51
The World Bank Group's social media channels are valuable sources of information about the institution	6	8.00	0.89	9	7.67	1.80	3	8.67	1.53	3	6.67	2.08	3	8.67	1.15	18	7.50	1.76
When I need information from the World Bank Group I know how to find it	14	6.86	1.92	11	5.91	2.47	5	8.40	2.07	6	5.50	2.66	5	8.00	2.45	27	6.44	2.42
The World Bank Group is responsive to my information requests and inquiries	9	6.56	1.67	9	6.33	2.24	4	9.25	0.96	2	6.00	5.66	4	6.00	2.94	16	5.81	2.20

H. Background Information

Which one of the following best describes your level of interaction with the World Bank Group in your country? (Select only ONE response)*

Percentage of Respondents	Employee of a Ministry/ PMU/ Consultant	Private Sector/Financial Sector/Private Bank	CSO	Independent Government Institution	Academia/Research Institute/Think Tank	Other
I currently collaborate with the World Bank Group	0.0%	0.0%	8.3%	0.0%	9.1%	8.1%
I have previously collaborated with the World Bank Group	42.1%	83.3%	0.0%	60.0%	36.4%	43.2%
Both of the above (I currently collaborate and previously have collaborated with the World Bank Group)	15.8%	0.0%	0.0%	10.0%	0.0%	18.9%
I have never collaborated with the World Bank Group	42.1%	16.7%	91.7%	30.0%	54.5%	29.7%

*Significantly different between stakeholder groups

Which of the following agencies of the World Bank Group do you primarily engage with in Cabo Verde? (Select only ONE response)

Percentage of Respondents	Employee of a Ministry/ PMU/ Consultant	Private Sector/Financial Sector/Private Bank	CSO	Independent Government Institution	Academia/Research Institute/Think Tank	Other
The World Bank (IDA)	75.0%	88.9%	57.1%	75.0%	100.0%	83.3%
The International Finance Corporation (IFC)	0.0%	11.1%	0.0%	0.0%	0.0%	8.3%
Other	25.0%	0.0%	42.9%	25.0%	0.0%	8.3%

Do your projects involve both the World Bank and the IFC?

Percentage of Respondents	Employee of a Ministry/ PMU/ Consultant	Private Sector/Financial Sector/Private Bank	CSO	Independent Government Institution	Academia/Research Institute/Think Tank	Other
Yes	20.0%	27.3%	27.3%	10.0%	0.0%	12.1%
No	80.0%	72.7%	72.7%	90.0%	100.0%	87.9%

If yes, what was your view of how the two institutions work together in Cabo Verde? (Select only ONE response)

Percentage of Respondents	Employee of a Ministry/ PMU/ Consultant	Private Sector/Financial Sector/Private Bank	CSO	Independent Government Institution	Academia/Research Institute/Think Tank	Other
The two institutions work well together	33.3%	0.0%	100.0%	0.0%	0.0%	25.0%
The way the two institutions work together needs improvement	66.7%	100.0%	0.0%	0.0%	0.0%	75.0%
The two institutions do not work well together	0.0%	0.0%	0.0%	0.0%	0.0%	0.0%
Don't know	0.0%	0.0%	0.0%	0.0%	0.0%	0.0%

Which of the following describes most of your exposure to the World Bank Group in Cabo Verde? (Choose no more than TWO)

Percentage of Respondents	Employee of a Ministry/ PMU/ Consultant	Private Sector/Financial Sector/Private Bank	CSO	Independent Government Institution	Academia/Research Institute/Think Tank	Other
Observer	6.3%	25.0%	60.0%	36.4%	36.4%	35.1%
Use World Bank Group reports/data	31.3%	58.3%	40.0%	27.3%	45.5%	51.4%
Engage in World Bank Group related/sponsored events/activities	18.8%	25.0%	20.0%	18.2%	27.3%	10.8%
Collaborate as part of my professional duties*	56.3%	16.7%	10.0%	45.5%	9.1%	24.3%
Use World Bank Group website for information, data, research, etc.	37.5%	58.3%	20.0%	18.2%	54.5%	32.4%

*Significantly different between stakeholder groups

H. Background Information (continued)**What's your gender?**

Percentage of Respondents	Employee of a Ministry/ PMU/ Consultant	Private Sector/Financial Sector/Private Bank	CSO	Independent Government Institution	Academia/Research Institute/Think Tank	Other
Female	15.8%	7.7%	25.0%	45.5%	27.3%	31.6%
Male	84.2%	92.3%	75.0%	54.5%	72.7%	68.4%

Appendix C: Responses to Indicator Questions by Geographic Locations⁴

● Sotavento Islands (ilhas de Brava, Fogo, Santiago, Maio) N=96 ● Barlavento Islands (ilhas de São Vicente, Santo Antão, São Nicolau, Sal e Boa Vista) N=11

B. Overall Attitudes toward the World Bank Group

Overall, please rate your impression of the World Bank Group's effectiveness in Cabo Verde

	Which best represents your geographic location?					
	Barlavento Islands			Sotavento Islands		
	N	Mean	SD	N	Mean	SD
Overall, please rate your impression of the World Bank Group's effectiveness in Cape Verde.	9	7.22	1.48	83	6.45	1.59

(1-Not effective at all, 10-Very effective)

To what extent do you agree with the following statements about the World Bank Group's work in Cabo Verde?

(1-Strongly disagree, 10-Strongly agree)

	Which best represents your geographic location?					
	Barlavento Islands			Sotavento Islands		
	N	Mean	SD	N	Mean	SD
Overall the World Bank Group currently plays a relevant role in development in Cape Verde	9	6.78	2.49	86	7.17	2.00
The World Bank Group's work is aligned with what I consider the development priorities for Cape Verde	9	6.11	2.42	82	6.45	1.76

To what extent is the World Bank Group an effective development partner in Cabo Verde, in terms of each of the following?

(1-To no degree at all, 10-To a very significant degree)

	Which best represents your geographic location?					
	Barlavento Islands			Sotavento Islands		
	N	Mean	SD	N	Mean	SD
Responsiveness	8	7.13	2.03	71	6.46	1.50
Flexibility (in terms of the institution's products and services)	8	6.50	1.85	67	5.73	1.55
Flexibility (in terms of changing country circumstances)	9	6.67	2.12	65	5.65	1.44
Being inclusive	7	5.29	1.80	62	5.92	1.77
Openness (sharing data and other information)	9	6.33	2.24	70	6.27	1.70
Staff accessibility	7	5.29	2.14	66	6.00	1.82
Straightforwardness and honesty	8	5.75	1.75	63	6.71	1.90
Ease of access to the people at the World Bank Group who are making decisions important to my work	8	5.13	2.42	61	5.85	2.23
Collaboration with civil society	9	5.44	2.65	62	5.16	2.03
Collaboration with the Government*	10	8.90	0.74	74	7.64	1.56
Collaboration with other donors and development partners	5	7.20	1.10	63	7.16	1.59
Collaboration with the private sector	7	6.00	1.53	60	5.42	2.10
The speed in which it gets things accomplished on the ground	6	5.83	1.60	61	5.72	1.74
Being a long-term partner	9	8.22	1.92	75	8.03	1.42

*Significantly different between geographic locations

⁴ Only 107 respondents provided the information about their geographic locations. Thus, only these respondents were included in the analyses presented in this appendix.

C. World Bank Group's Effectiveness and Results

	Which best represents your geographic location?					
	Barlavento Islands			Sotavento Islands		
	N	Mean	SD	N	Mean	SD
To what extent does the World Bank Group's work help to achieve development results in Cape Verde?	9	6.78	2.05	90	6.98	1.74

(1-To no degree at all, 10-To a very significant degree)

To what extent do you agree with the following statements about the World Bank Group in Cabo Verde?

(1-Strongly disagree, 10-Strongly agree)

	Which best represents your geographic location?					
	Barlavento Islands			Sotavento Islands		
	N	Mean	SD	N	Mean	SD
The World Bank Group's financial instruments (i.e., investment lending, Development Policy Loan, Trust Funds, etc.) meet the needs of Cape Verde	10	6.50	1.78	86	6.10	2.06
The World Bank Group meets Cape Verde's needs for knowledge services (e.g., research, analysis, data, technical assistance)	9	6.56	2.13	84	5.56	2.03

D. The World Bank Group's Knowledge Work and Activities

In Cabo Verde, to what extent do you believe that the World Bank Group's knowledge work and activities: (1-To no degree at all, 10-To a very significant degree)

	Which best represents your geographic location?					
	Barlavento Islands			Sotavento Islands		
	N	Mean	SD	N	Mean	SD
Are adaptable to Cape Verde's specific development challenges and country circumstances	9	6.89	2.26	79	6.16	1.85

	Which best represents your geographic location?					
	Barlavento Islands			Sotavento Islands		
	N	Mean	SD	N	Mean	SD
Overall, how significant a contribution do you believe the World Bank Group's knowledge work and activities make to development results in your country?	9	7.22	1.72	82	6.88	1.79
Overall, how would you rate the technical quality of the World Bank Group's knowledge work and activities?	8	7.50	1.41	85	7.42	1.59

(1-Not significant at all, 10-Very significant; 1-Very low technical quality, 10-Very high technical quality)

**E. Working with the World Bank Group**

To what extent do you agree/disagree with the following statements? (1-Strongly disagree, 10-Strongly agree)

	Which best represents your geographic location?					
	Barlavento Islands			Sotavento Islands		
	N	Mean	SD	N	Mean	SD
The World Bank Group takes decisions quickly in Cape Verde	8	6.13	2.30	63	5.25	1.89
Where country systems (e.g., procurement, financial management, etc.) are adequate, the World Bank Group makes appropriate use of them	6	7.17	2.32	64	6.58	2.02

Appendix D: Responses to Selected Questions by Levels of Collaboration with the World Bank Group⁵

Note that this appendix presents comparative analysis of the data from those respondents who collaborate with the WBG vs. those respondents who do not collaborate with the WBG and covers the following selected questions from the FY15 Cabo Verde COS questionnaire: All 10-point scale questions and question B4 “When thinking about how the World Bank Group can have the most impact on development results in Cabo Verde, in which sectoral areas do you believe the World Bank Group should focus most of its resources in Cabo Verde?”

Collaborating with the WBG N=16 ● Not collaborating with the WBG N=87

B. Overall Attitudes toward the World Bank Group

	Which one of the following best describes your level of interaction with the World Bank Group in your country?					
	Collaborating with the WBG			Not Collaborating with the WBG		
	N	Mean	SD	N	Mean	SD
How familiar are you with the work of the World Bank Group in Cape Verde?*	16	7.88	1.54	87	6.11	2.53

(1-Not familiar at all, 10-Extremely familiar) *Significantly different between collaborators and non-collaborators

	Which one of the following best describes your level of interaction with the World Bank Group in your country?					
	Collaborating with the WBG			Not Collaborating with the WBG		
	N	Mean	SD	N	Mean	SD
Overall, please rate your impression of the World Bank Group's effectiveness in Cape Verde.	16	6.63	1.54	73	6.48	1.63

(1-Not effective at all, 10-Very effective)

	Which one of the following best describes your level of interaction with the World Bank Group in your country?					
	Collaborating with the WBG			Not Collaborating with the WBG		
	N	Mean	SD	N	Mean	SD
To what extent do you believe the World Bank Group's staff is well prepared to help Cape Verde solve its most complicated development challenges?	16	6.63	1.78	72	6.81	1.70

(1-To no degree at all, 10-To a very significant degree)

⁵ Only 103 respondents provided the information about their levels of collaboration with the World Bank Group (question H3 in the questionnaire). Thus only these respondents were included in the analysis presented in this appendix. Response options “I currently collaborate with the WBG” and “Both of above” were combined as “Collaborating with the WBG” for the comparisons in this appendix. “I have previously collaborated with the WBG,” and “I have never collaborated with the WBG” were combined as “Not collaborating with the WBG”.

B. Overall Attitudes toward the World Bank Group (continued)

When thinking about how the World Bank Group can have the most impact on development results in Cabo Verde, in which sectoral areas do you believe the World Bank Group should focus most of its resources (financial and knowledge services) in Cabo Verde?

(Choose no more than THREE)

Percentage of Respondents (Responses combined)	Collaborating with the WBG	Not collaborating with the WBG
Social protection	6.3%	6.9%
Crime and violence	6.3%	10.3%
Transport (e.g., roads, bridges, transportation)	12.5%	6.9%
Agricultural development	12.5%	9.2%
Global/regional integration	6.3%	6.9%
Gender equity	0.0%	0.0%
Public sector governance/reform	43.8%	32.2%
Health	6.3%	4.6%
Rural development*	25.0%	4.6%
Foreign direct investment	6.3%	10.3%
Education	18.8%	17.2%
Energy	6.3%	4.6%
Job creation/employment	31.3%	37.9%
Financial markets	0.0%	1.1%
Urban development	0.0%	0.0%
Environmental sustainability	0.0%	1.1%
Equality of opportunity	12.5%	10.3%
Private sector development	43.8%	49.4%
Water and sanitation	12.5%	11.5%
Food security	6.3%	3.4%
Climate change	0.0%	1.1%
Poverty reduction	12.5%	14.9%
Trade and exports	0.0%	1.1%
Economic growth	31.3%	36.8%
Law and justice	0.0%	4.6%
Regulatory framework	0.0%	0.0%
Communicable/non-communicable diseases	0.0%	0.0%
Natural resource management	0.0%	0.0%
Anti corruption	0.0%	2.3%
Information and communications technology	0.0%	5.7%
Disaster management	0.0%	0.0%

*Significantly different between collaborators and non-collaborators

B. Overall Attitudes toward the World Bank Group (continued)

How **EFFECTIVE** do you believe the World Bank Group is in terms of the capacity building work it does in each of the following areas in Cabo Verde? (1-Not effective at all, 10-Very effective)

	Which one of the following best describes your level of interaction with the World Bank Group in your country?					
	Collaborating with the WBG			Not Collaborating with the WBG		
	N	Mean	SD	N	Mean	SD
Project implementation (or other organizational strengthening)	16	6.88	1.75	58	7.00	1.69
Citizen engagement (incorporating citizens' voices into development)	12	5.33	2.19	42	4.43	1.85
Policy design (for clarity and better incentives to achieve development goals)	14	6.43	1.83	54	6.50	1.97

When thinking about how to improve capacity building in Cabo Verde to help ensure better development results, looking forward, how **IMPORTANT** is it for the World Bank Group to be involved in the following aspects of capacity building?

(1-Not important at all, 10-Very important)

	Which one of the following best describes your level of interaction with the World Bank Group in your country?					
	Collaborating with the WBG			Not Collaborating with the WBG		
	N	Mean	SD	N	Mean	SD
Project implementation (or other organizational strengthening)	15	7.73	1.28	68	7.79	1.97
Citizen engagement (incorporating citizens' voices into development)	14	7.29	1.54	62	7.74	2.11
Policy design (for clarity and better incentives to achieve development goals)	16	8.06	1.24	68	8.22	1.74

To what extent do you agree with the following statements about the World Bank Group's work in Cabo Verde?

(1-Strongly disagree, 10-Strongly agree)

	Which one of the following best describes your level of interaction with the World Bank Group in your country?					
	Collaborating with the WBG			Not Collaborating with the WBG		
	N	Mean	SD	N	Mean	SD
Overall the World Bank Group currently plays a relevant role in development in Cape Verde	15	7.33	1.68	77	7.04	2.12
The World Bank Group's work is aligned with what I consider the development priorities for Cape Verde	15	6.67	1.68	73	6.32	1.88
The World Bank Group supports programs and strategies that are realistic for Cape Verde	14	6.79	1.12	71	6.52	1.96
The World Bank Group treats clients and stakeholders in Cape Verde with respect	14	6.79	1.72	61	7.41	1.94

B. Overall Attitudes toward the World Bank Group (continued)

To what extent is the World Bank Group an effective development partner in Cabo Verde, in terms of each of the following?

(1-To no degree at all, 10-To a very significant degree)

	Which one of the following best describes your level of interaction with the World Bank Group in your country?					
	Collaborating with the WBG			Not Collaborating with the WBG		
	N	Mean	SD	N	Mean	SD
Responsiveness	14	6.21	1.37	62	6.61	1.62
Flexibility (in terms of the institution's products and services)	15	5.73	1.22	58	5.86	1.66
Flexibility (in terms of changing country circumstances)	15	5.80	1.08	56	5.73	1.66
Being inclusive	14	5.93	1.49	53	5.79	1.86
Openness (sharing data and other information)	15	6.53	1.13	61	6.18	1.90
Staff accessibility	15	6.07	1.39	55	5.84	1.99
Straightforwardness and honesty	14	6.64	1.50	54	6.59	2.05
Ease of access to the people at the World Bank Group who are making decisions important to my work	15	6.67	1.63	52	5.50	2.36
Collaboration with civil society	11	5.82	1.72	58	5.07	2.14
Collaboration with the Government	15	7.73	1.33	65	7.80	1.63
Collaboration with other donors and development partners	15	7.53	1.25	50	7.12	1.64
Collaboration with the private sector	13	5.46	1.98	51	5.49	2.10
The speed in which it gets things accomplished on the ground	15	5.87	1.30	50	5.74	1.83
Being a long-term partner	15	7.87	1.30	66	8.05	1.52

C. World Bank Group's Effectiveness and Results

In your opinion, how IMPORTANT is it for the World Bank Group to be involved in the following areas of development in Cabo Verde?
(1-Not important at all, 10-Very important)

	Which one of the following best describes your level of interaction with the World Bank Group in your country?					
	Collaborating with the WBG			Not Collaborating with the WBG		
	N	Mean	SD	N	Mean	SD
Anti corruption	14	6.93	2.02	58	6.55	2.82
Information and communications technology	13	7.15	1.14	64	6.84	2.48
Transport	13	8.23	1.01	66	7.53	1.97
Crime and violence	13	5.08	1.55	55	5.33	3.04
Law and justice	13	4.77	1.24	60	5.65	2.87
Urban development	15	6.13	1.81	64	6.19	2.36
Environmental sustainability	15	6.27	1.79	64	6.97	2.30
Regulatory framework	13	7.00	1.47	66	7.23	1.94
Communicable/non-communicable diseases	11	5.55	1.75	67	6.75	2.48
Poverty reduction	15	7.93	1.79	80	7.84	1.98
Gender equity	15	6.87	1.46	67	6.51	2.46
Private sector development	16	7.06	1.81	70	7.24	2.46
Foreign direct investment	13	7.15	1.63	68	6.53	2.57
Water and sanitation	13	7.23	1.79	73	7.37	2.15
Trade and exports	12	6.67	1.56	60	6.65	2.36
Economic growth	13	7.77	1.48	71	7.39	2.38
Energy	14	7.79	1.12	69	7.52	2.03
Disaster management	12	5.33	2.02	48	5.13	2.57
Public sector governance/reform	16	7.56	1.41	73	7.66	2.09
Job creation/employment	14	6.00	2.25	68	6.87	2.46
Financial markets	14	6.07	1.73	59	6.24	2.60
Equality of opportunity	14	5.93	1.54	55	6.40	2.41
Health	14	6.36	1.82	65	6.75	2.26
Rural development	14	6.71	1.73	66	6.71	2.52
Global/regional integration	14	6.00	1.96	60	5.82	2.59
Food security	13	6.31	1.65	63	6.25	2.36
Education	13	7.15	1.91	67	7.21	2.16
Social protection	12	6.08	1.38	55	6.27	2.34
Climate change	14	6.29	2.23	55	6.09	2.55
Agricultural development	14	6.71	1.90	68	6.43	2.61
Natural resource management	9	5.33	1.41	52	5.19	2.97

C. World Bank Group's Effectiveness and Results (continued)

How EFFECTIVE do you believe the World Bank Group is in terms of the work it does in the following areas of development in Cabo Verde? (1-Not effective at all, 10-Very effective)

	Which one of the following best describes your level of interaction with the World Bank Group in your country?					
	Collaborating with the WBG			Not Collaborating with the WBG		
	N	Mean	SD	N	Mean	SD
Anti corruption	12	6.17	1.70	34	5.09	2.52
Information and communications technology	11	6.55	0.93	43	6.00	2.34
Transport	12	7.17	1.34	55	6.98	2.34
Crime and violence	9	4.11	0.78	32	3.94	2.33
Law and justice	11	4.45	1.29	34	4.94	2.62
Urban development	12	5.08	2.11	42	5.52	2.09
Environmental sustainability	12	5.92	1.83	41	5.90	2.13
Regulatory framework	11	6.82	1.72	47	6.43	1.96
Communicable/non-communicable diseases	11	5.82	1.40	45	6.44	2.52
Poverty reduction	15	7.13	1.55	63	6.75	2.04
Gender equity	14	6.36	1.08	50	6.02	2.05
Private sector development	14	6.07	1.82	51	5.86	2.31
Foreign direct investment	11	5.18	0.75	43	5.53	2.33
Water and sanitation	12	6.67	1.50	48	6.63	2.05
Trade and exports	11	5.27	1.01	43	5.44	2.12
Economic growth	13	6.46	1.66	55	6.40	2.29
Energy	13	7.23	1.36	49	6.71	2.08
Disaster management	8	4.13	2.23	28	4.54	2.70
Public sector governance/reform	14	7.21	1.31	55	6.85	1.92
Job creation/employment	12	5.67	1.97	50	5.62	2.24
Financial markets	10	6.00	1.33	36	5.39	2.05
Equality of opportunity	10	5.20	0.79	42	5.88	2.36
Health	13	5.92	1.38	43	6.33	2.12
Rural development	15	6.27	1.75	49	5.86	2.20
Global/regional integration	12	5.58	1.56	38	5.16	2.10
Food security	12	5.58	1.83	42	6.17	2.15
Education	12	6.50	1.68	51	6.76	2.14
Social protection	10	5.40	1.65	38	5.55	2.02
Climate change	11	5.45	2.30	34	5.15	2.41
Agricultural development	12	5.75	1.96	45	5.93	2.32
Natural resource management	8	4.88	2.17	29	4.03	2.51

	Which one of the following best describes your level of interaction with the World Bank Group in your country?					
	Collaborating with the WBG			Not Collaborating with the WBG		
	N	Mean	SD	N	Mean	SD
To what extent does the World Bank Group's work help to achieve development results in Cape Verde?	16	7.00	1.32	79	6.92	1.88

(1-To no degree at all, 10-To a very significant degree)

C. World Bank Group's Effectiveness and Results (continued)

To what extent do you agree with the following statements about the World Bank Group in Cabo Verde?

	Which one of the following best describes your level of interaction with the World Bank Group in your country?					
	Collaborating with the WBG			Not Collaborating with the WBG		
	N	Mean	SD	N	Mean	SD
The World Bank Group's financial instruments (i.e., investment lending, Development Policy Loan, Trust Funds, etc.) meet the needs of Cape Verde	15	6.40	1.88	77	6.09	2.10
The World Bank Group meets Cape Verde's needs for knowledge services (e.g., research, analysis, data, technical assistance)	15	6.13	1.73	75	5.60	2.12

(1-Strongly disagree, 10-Strongly agree)

	Which one of the following best describes your level of interaction with the World Bank Group in your country?					
	Collaborating with the WBG			Not Collaborating with the WBG		
	N	Mean	SD	N	Mean	SD
To what extent do you believe the World Bank Group measures and corrects its work in real time in Cape Verde?	12	5.67	1.56	64	5.83	1.97

(1-To no degree at all, 10-To a very significant degree)

D. The World Bank Group's Knowledge Work and Activities

In Cabo Verde, to what extent do you believe that the World Bank Group's knowledge work and activities:

(1-To no degree at all, 10-To a very significant degree)

	Which one of the following best describes your level of interaction with the World Bank Group in your country?					
	Collaborating with the WBG			Not Collaborating with the WBG		
	N	Mean	SD	N	Mean	SD
Are timely	13	6.46	1.05	65	6.40	1.74
Include appropriate level of stakeholder involvement during preparation	14	6.07	1.73	56	5.55	1.86
Lead to practical solutions	13	6.00	1.08	67	5.99	1.90
Are accessible (well written and easy to understand)	13	6.77	0.93	69	6.04	1.91
Are source of relevant information on global good practices	15	7.40	1.24	67	7.00	1.92
Are adequately disseminated	15	5.80	1.66	65	4.74	2.15
Are translated enough into local language	14	5.79	2.52	65	4.98	2.44
Are adaptable to Cape Verde's specific development challenges and country circumstances	15	6.67	1.35	71	6.18	1.97

	Which one of the following best describes your level of interaction with the World Bank Group in your country?					
	Collaborating with the WBG			Not Collaborating with the WBG		
	N	Mean	SD	N	Mean	SD
Overall, how significant a contribution do you believe the World Bank Group's knowledge work and activities make to development results in your country?	16	7.13	1.45	71	6.92	1.84
Overall, how would you rate the technical quality of the World Bank Group's knowledge work and activities?	16	7.50	1.03	74	7.41	1.70

(1-Not significant at all, 10-Very significant; 1-Very low technical quality, 10-Very high technical quality)

E. Working with the World Bank Group

To what extent do you agree/disagree with the following statements? (1-Strongly disagree, 10-Strongly agree)

	Which one of the following best describes your level of interaction with the World Bank Group in your country?					
	Collaborating with the WBG			Not Collaborating with the WBG		
	N	Mean	SD	N	Mean	SD
The World Bank Group disburses funds promptly	13	5.15	1.77	50	5.22	1.91
The World Bank Group effectively monitors and evaluates the projects and programs it supports	16	6.81	1.80	68	6.96	2.14
The World Bank Group's approvals and reviews are done in a timely fashion	13	5.38	1.80	54	5.83	2.04
The World Bank Group's "Safeguard Policy" requirements are reasonable	13	5.92	1.26	50	6.06	1.95
The World Bank Group's conditions on its lending are reasonable*	14	7.00	1.41	54	5.69	2.14
The World Bank Group takes decisions quickly in Cape Verde	13	5.23	1.42	55	5.36	2.06
Working with the World Bank Group increases Cape Verde's institutional capacity	16	7.44	1.09	70	7.27	2.11
Where country systems (e.g., procurement, financial management, etc.) are adequate, the World Bank Group makes appropriate use of them	14	6.64	1.98	53	6.64	2.11
The World Bank Group provides effective implementation support (i.e., supervision of projects)	16	6.50	1.71	64	6.78	2.05

*Significantly different between collaborators and non-collaborators

E. Working with the World Bank Group (continued)

	Which one of the following best describes your level of interaction with the World Bank Group in your country?					
	Collaborating with the WBG			Not Collaborating with the WBG		
	N	Mean	SD	N	Mean	SD
To what extent do you believe that the World Bank Group's work helps to find solutions that promote private public partnerships in Cape Verde?	16	5.88	1.96	71	6.20	2.38

(1-To no degree at all, 10-To a very significant degree)

G. Communication and Information Sharing

Please rate how much you agree with the following statements. (1-Strongly disagree, 10-Strongly agree)

	Which one of the following best describes your level of interaction with the World Bank Group in your country?					
	Collaborating with the WBG			Not Collaborating with the WBG		
	N	Mean	SD	N	Mean	SD
I find the World Bank Group's websites easy to navigate.	14	7.43	1.45	59	7.14	2.04
I find the information on the World Bank Group's websites useful.	14	7.64	1.39	57	8.00	1.39
The World Bank Group's social media channels are valuable sources of information about the institution	9	7.33	1.50	33	7.82	1.67
When I need information from the World Bank Group I know how to find it	14	7.29	1.77	55	6.47	2.49
The World Bank Group is responsive to my information requests and inquiries	12	6.83	1.70	31	6.23	2.58

Appendix E: Indicator Questions as a Function of Exposure to the World Bank Group

Indicator Question	Which one of the following best describes your level of interaction with the World Bank Group in your country?		Which of the following describes most of your exposure to the World Bank Group in Cape Verde? (Choose no more than TWO)									
	Not collaborating with the WBG	Collaborating with the WBG	Observer		Use WBG reports/data		Engage in WBG activities		Collaborate		Use WBG website	
			No Mean	Yes Mean	No Mean	Yes Mean	No Mean	Yes Mean	No Mean	Yes Mean	No Mean	Yes Mean
Overall, please rate your impression of the World Bank Group's effectiveness in Cape Verde.	6.48	6.63	6.47	6.76	6.67	6.45	6.52	6.73	6.59	6.50	6.49	6.70
Overall the World Bank Group currently plays a relevant role in development in Cape Verde	7.04	7.33	7.08	6.96	7.30	6.76	6.85	7.94	6.87	7.46	7.30	6.59
The World Bank Group's work is aligned with what I consider the development priorities for Cape Verde	6.32	6.67	6.43	6.20	6.45	6.27	6.19	7.13	6.25	6.67	6.60	5.97
Responsiveness	6.61	6.21	6.40	7.00	6.76	6.32	6.47	6.80	6.61	6.38	6.73	6.19
Flexibility (in terms of the institution's products and services)	5.86	5.73	5.79	6.07	5.83	5.86	5.79	6.07	5.93	5.68	6.04	5.43
Flexibility (in terms of changing country circumstances)	5.73	5.80	5.84	5.47	5.50	6.03	5.61	6.25	5.87	5.56	5.84	5.57
Being inclusive	5.79	5.93	5.90	5.65	5.47	6.17	5.73	6.33	5.84	5.82	5.91	5.70
Openness (sharing data and other information)	6.18	6.53	6.32	6.06	6.16	6.35	6.12	6.75	6.25	6.26	6.02	6.67
Staff accessibility	5.84	6.07	6.13	5.43	5.59	6.37	5.98	6.00	5.76	6.43	5.85	6.26
Straightforwardness and honesty	6.59	6.64	6.71	6.20	6.18	7.03	6.49	7.00	6.56	6.68	6.63	6.54
Ease of access to the people at the World Bank Group who are making decisions important to my work	5.50	6.67	5.85	5.57	5.53	6.06	5.72	6.07	5.81	5.75	5.81	5.75
Collaboration with civil society	5.07	5.82	5.46	4.40	4.94	5.52	5.02	6.00	5.35	4.95	5.17	5.31
Collaboration with the Government	7.80	7.73	7.72	7.91	7.85	7.68	7.67	8.20	7.75	7.83	7.76	7.79
Collaboration with other donors and development partners	7.12	7.53	6.98	7.59	7.39	6.91	7.06	7.46	7.20	7.00	7.29	6.87
Collaboration with the private sector	5.49	5.46	5.47	5.65	5.44	5.59	5.60	5.21	5.18	6.25	5.65	5.24
The speed in which it gets things accomplished on the ground	5.74	5.87	5.75	6.00	5.81	5.76	5.65	6.31	5.78	5.79	5.88	5.61
Being a long-term partner	8.05	7.87	7.95	8.24	8.10	7.95	8.03	8.00	7.96	8.16	8.06	7.96
To what extent does the World Bank Group's work help to achieve development results in Cape Verde?	6.92	7.00	7.06	6.71	6.88	7.05	6.80	7.69	6.92	7.04	7.04	6.82
The World Bank Group's financial instruments (i.e., investment lending, Development Policy Loan, Trust Funds, etc.) meet the needs of Cape Verde	6.09	6.40	6.18	6.15	6.23	6.10	6.11	6.44	6.05	6.46	6.50	5.59
The World Bank Group meets Cape Verde's needs for knowledge services (e.g., research, analysis, data, technical assistance)	5.60	6.13	5.68	5.79	5.89	5.52	5.69	5.81	5.62	5.92	5.91	5.35
The World Bank Group knowledge work and activities are adaptable to Cape Verde's specific development challenges and country circumstances	6.18	6.67	6.23	6.41	6.51	6.05	6.06	7.19	6.17	6.54	6.56	5.75
Overall, how significant a contribution do you believe the World Bank Group's knowledge work and activities make to development results in your country?	6.92	7.12	6.90	7.04	7.10	6.77	6.79	7.56	6.84	7.16	7.11	6.58
Overall, how would you rate the technical quality of the World Bank Group's knowledge work and activities?	7.41	7.50	7.44	7.52	7.61	7.31	7.38	7.82	7.36	7.72	7.49	7.41
The World Bank Group takes decisions quickly in Cape Verde	5.36	5.23	5.25	5.82	5.51	5.27	5.40	5.38	5.43	5.32	5.43	5.32
Where country systems (e.g., procurement, financial management, etc.) are adequate, the World Bank Group makes appropriate use of them	6.64	6.64	6.71	6.44	6.57	6.72	6.52	7.07	6.60	6.71	6.54	6.89

Yellow highlight indicates significant difference between Yes and No means.

Appendix F: Cabo Verde FY 2015 Questionnaire



World Bank Group Country Survey FY15 – Cabo Verde

The World Bank Group is interested in gauging the views of clients and partners who are either involved in development in Cabo Verde or who observe activities related to social and economic development. The following survey will give the World Bank Group's team that works in Cabo Verde, greater insight into how the Bank's work is perceived. This is one tool the World Bank Group uses to assess the views of its stakeholders, and to develop more effective strategies that support development in Cabo Verde.

A local independent firm has been hired to oversee the logistics of this survey. This ensures anonymity and confidentiality. We hope you'll be candid.

Finally, the survey relates to the World Bank Group's work. The World Bank Group consists of the International Bank for Reconstruction and Development (IBRD), the International Development Association (IDA), the International Finance Corporation (IFC), the Multilateral Investment Guarantee Agency (MIGA), and the International Centre for the Settlement of Investment Disputes (ICSID). When responding to the survey, please consider the area of the World Bank Group with which you are most familiar.

To complete the survey, please circle/check the response that most accurately reflects your opinion. If you prefer not to answer a question, please leave it blank. If you feel that you do not have an adequate amount of information on a subject, please check "Don't know".

PLEASE NOTE: IN SOME CASES THE SURVEY WILL ASK FOR A SPECIFIC NUMBER OF RESPONSES. PLEASE DO NOT CHOOSE ANY MORE THAN REQUESTED. IF MORE RESPONSES ARE CHOSEN, DATA CANNOT BE INCLUDED IN ANALYSIS.

SECTION A: GENERAL ISSUES FACING CABO VERDE

A1. In general would you say that Cabo Verde is headed in ... ?	
1	The right direction
2	The wrong direction
3	Not sure

SECTION A: GENERAL ISSUES

A2. Listed below are a number of development priorities in Cabo Verde.

Please identify which of the following you consider the most important development priorities in Cabo Verde? (Choose no more than THREE)

1	Social protection (e.g., pensions, targeted social assistance)	17	Education
2	Food security	18	Poverty reduction
3	Public sector governance/reform (i.e., government effectiveness, macro-fiscal stability, public financial management, public expenditure)	19	Energy
4	Global/regional integration	20	Transport (e.g., roads, bridges, transportation)
5	Gender equity	21	Climate change (e.g., mitigation, adaptation)
6	Private sector development	22	Agricultural development
7	Foreign direct investment	23	Trade and exports
8	Water and sanitation	24	Crime and violence
9	Anti corruption	25	Economic growth
10	Job creation/employment	26	Law and justice (e.g., judicial system)
11	Rural development	27	Regulatory framework
12	Financial markets	28	Communicable/non-communicable diseases
13	Urban development	29	Natural resource management (e.g., oil, gas, mining)
14	Environmental sustainability	30	Disaster management
15	Equality of opportunity (i.e., equity)	31	Information and communications technology
16	Health		

A3. Poverty reduction is a broad term that encompasses work in many different areas.

Which THREE areas of development listed below do you believe would contribute most to reducing poverty in Cabo Verde? (Choose no more than THREE)

1	Water and sanitation	16	Anti corruption
2	Equality of opportunity (i.e., equity)	17	Private sector development
3	Economic growth	18	Foreign direct investment
4	Climate change (e.g., mitigation, adaptation)	19	Education
5	Global/regional integration	20	Energy
6	Gender equity	21	Public sector governance/reform (i.e., government effectiveness, macro-fiscal stability, public financial management, public expenditure)
7	Rural development	22	Natural resource management (e.g., oil, gas, mining)
8	Urban development	23	Environmental sustainability
9	Regulatory framework	24	Disaster management
10	Social protection (e.g., pensions, targeted social assistance)	25	Health
11	Law and justice (e.g., judicial system)	26	Agricultural development
12	Transport (e.g., roads, bridges, transportation)	27	Job creation/employment
13	Crime and violence	28	Financial markets
14	Communicable/non-communicable diseases	29	Trade and exports
15	Information and communications technology	30	Food security

SECTION A: GENERAL ISSUES

A4. The World Bank Group’s “Shared Prosperity” goal captures two key elements, economic growth and equity. It will seek to foster income growth among the bottom 40 percent of a country’s population. Improvement in the Shared Prosperity Indicator requires growth and well-being of the less well-off. When thinking about the idea of “shared prosperity” in your country, which of the following TWO best illustrate how this would be achieved in Cabo Verde? (Choose no more than TWO)

1	Better employment opportunities for young people
2	Better employment opportunities for women
3	Greater access to micro-finance for the poor
4	Greater voice and participation for citizens to help ensure greater accountability
5	Greater access to health and nutrition for citizens
6	Better entrepreneurial opportunities (i.e., to start small and medium sized businesses)
7	A growing middle class
8	Better opportunity for the poor who live in rural areas
9	Better opportunity for the poor who live in urban areas
10	Consistent economic growth
11	More reliable social safety net
12	Greater equity of fiscal policy
13	Education and training that better ensure job opportunity
14	Better quality public services
15	Other (please specify): _____

PLEASE NOTE: IN SOME CASES THE SURVEY WILL ASK FOR A SPECIFIC NUMBER OF RESPONSES. PLEASE DO NOT CHOOSE ANY MORE THAN REQUESTED. IF MORE RESPONSES ARE CHOSEN, DATA CANNOT BE INCLUDED IN ANALYSIS.

SECTION B: OVERALL ATTITUDES TOWARD THE WORLD BANK GROUP

B1. How familiar are you with the work of the World Bank Group in Cabo Verde?									
1	2	3	4	5	6	7	8	9	10
Not familiar at all								Extremely familiar	

B2. Overall, please rate your impression of the World Bank Group's effectiveness in Cabo Verde.										
1	2	3	4	5	6	7	8	9	10	<input type="checkbox"/>
Not effective at all								Very effective		Don't know

B3. To what extent do you believe the World Bank Group's staff is well prepared (e.g., skills and knowledge) to help Cabo Verde solve its most complicated development challenges?										
1	2	3	4	5	6	7	8	9	10	<input type="checkbox"/>
To no degree at all								To a very significant degree		Don't know

B4. When thinking about how the World Bank Group can have the most impact on development results in Cabo Verde, in which sectoral areas do you believe the World Bank Group should focus most of its resources (financial and knowledge services) in Cabo Verde? (Choose no more than THREE)							
1	Social protection (e.g., pensions, targeted social assistance)			17	Equality of opportunity (i.e., equity)		
2	Crime and violence			18	Private sector development		
3	Transport (e.g., roads, bridges, transportation)			19	Water and sanitation		
4	Agricultural development			20	Food security		
5	Global/regional integration			21	Climate change (e.g., mitigation, adaptation)		
6	Gender equity			22	Poverty reduction		
7	Public sector governance/reform (i.e., government effectiveness, macro-fiscal stability, public financial management, public expenditure)			23	Trade and exports		
8	Health			24	Economic growth		
9	Rural development			25	Law and justice (e.g., judicial system)		
10	Foreign direct investment			26	Regulatory framework		
11	Education			27	Communicable/non-communicable diseases		
12	Energy			28	Natural resource management (e.g., oil, gas, mining)		
13	Job creation/employment			29	Anti corruption		
14	Financial markets			30	Information and communications technology		
15	Urban development			31	Disaster management		
16	Environmental sustainability						

SECTION B: OVERALL ATTITUDES TOWARD THE WORLD BANK GROUP

B5. When thinking about the World Bank Group's role, which activity do you believe is of greatest VALUE and which activity is of second greatest value in Cabo Verde?

		Greatest Value (Choose only ONE)	Second Greatest Value (Choose only ONE)
1	Convening/facilitating	<input type="checkbox"/>	<input type="checkbox"/>
2	Data	<input type="checkbox"/>	<input type="checkbox"/>
3	Policy advice, studies, analyses	<input type="checkbox"/>	<input type="checkbox"/>
4	Financial resources	<input type="checkbox"/>	<input type="checkbox"/>
5	Capacity development	<input type="checkbox"/>	<input type="checkbox"/>
6	Technical assistance	<input type="checkbox"/>	<input type="checkbox"/>
7	Mobilizing third party financial resources	<input type="checkbox"/>	<input type="checkbox"/>
8	Donor coordination	<input type="checkbox"/>	<input type="checkbox"/>
9	Linkage to non-Bank expertise (i.e., South-South knowledge sharing)	<input type="checkbox"/>	<input type="checkbox"/>
10	Other (please specify): _____	<input type="checkbox"/>	<input type="checkbox"/>

How EFFECTIVE do you believe the World Bank Group is in terms of the capacity building work it does in each of the following areas in Cabo Verde? (If you have NO exposure to/experience in any of the areas listed below, please respond "Don't know")

		Not effective at all										Very effective	Don't know
B6	Project implementation (or other organizational strengthening)	1	2	3	4	5	6	7	8	9	10	<input type="checkbox"/>	
B7	Citizen engagement (incorporating citizens' voices into development)	1	2	3	4	5	6	7	8	9	10	<input type="checkbox"/>	
B8	Policy design (for clarity and better incentives to achieve development goals)	1	2	3	4	5	6	7	8	9	10	<input type="checkbox"/>	

When thinking about how to improve capacity building in Cabo Verde to help ensure better development results, looking forward, how IMPORTANT is it for the World Bank Group to be involved in the following aspects of capacity building? (If you have NO exposure to/experience in any of the areas listed below, please respond "Don't know")

		Not important at all										Very important	Don't know
B9	Project implementation (or other organizational strengthening)	1	2	3	4	5	6	7	8	9	10	<input type="checkbox"/>	
B10	Citizen engagement (incorporating citizens' voices into development)	1	2	3	4	5	6	7	8	9	10	<input type="checkbox"/>	
B11	Policy design (for clarity and better incentives to achieve development goals)	1	2	3	4	5	6	7	8	9	10	<input type="checkbox"/>	

SECTION B: OVERALL ATTITUDES TOWARD THE WORLD BANK GROUP

B12. Which of the following do you identify as the World Bank Group's greatest WEAKNESSES in its work in Cabo Verde? (Choose no more than TWO)	
1	Staff too inaccessible
2	Not exploring alternative policy options
3	Not collaborating enough with stakeholders outside the Government
4	Its advice and strategies do not lend themselves to practical problem solving
5	Not enough public disclosure of its work
6	Arrogant in its approach
7	Not client focused
8	The credibility of its knowledge/data
9	World Bank Group's processes too complex
10	Not willing to honestly criticize policies and reform efforts in the country
11	Too influenced by developed countries
12	Imposing technocratic solutions without regard to political realities
13	World Bank Group's processes too slow (e.g., too bureaucratic in its operational policies and procedures)
14	Not aligned with other donors' work
15	Not aligned with country priorities
16	Not adequately sensitive to political/social realities in Cabo Verde
17	Other (please specify): _____
18	Don't know

B13. Which World Bank Group's instruments do you believe are the MOST effective in reducing poverty in Cabo Verde? (Choose no more than TWO)	
1	Trust Fund management
2	Knowledge products/services (analytical work, studies, surveys, etc.)
3	Investment lending (financing specific projects)
4	Technical assistance (advice, best practice, international experience, etc.)
5	Capacity development
6	Policy based lending / budget support to the Government
7	Multi-sectoral approaches
8	Other (please specify): _____
9	Don't know

B14. To what extent do you believe that the World Bank Group's work and support help the poorest in Cabo Verde? (Select only ONE response)	
1	To a fully sufficient degree
2	To a somewhat sufficient degree
3	To a somewhat insufficient degree
4	To a very insufficient degree
5	Don't know

SECTION B: OVERALL ATTITUDES TOWARD THE WORLD BANK GROUP

B15. In addition to the regular relations with the national government, which TWO of the following groups should the World Bank Group collaborate with more in your country? (Choose no more than TWO)

1	Academia/think tanks/research institutes	7	NGOs/Community Based Organizations (CBOs)
2	Donor community	8	Youth/university groups
3	Media	9	Beneficiaries
4	Local Government	10	Foundations
5	Private sector	11	Other (please specify): _____
6	Parliament	12	Don't know

To what extent do you agree with the following statements about the World Bank Group's work in Cabo Verde?

		Strongly disagree										Strongly agree		Don't know
B16	Overall the World Bank Group currently plays a relevant role in development in Cabo Verde	1	2	3	4	5	6	7	8	9	10		<input type="checkbox"/>	
B17	The World Bank Group's work is aligned with what I consider the development priorities for Cabo Verde	1	2	3	4	5	6	7	8	9	10		<input type="checkbox"/>	
B18	The World Bank Group supports programs and strategies that are realistic for Cabo Verde	1	2	3	4	5	6	7	8	9	10		<input type="checkbox"/>	
B19	The World Bank Group treats clients and stakeholders in Cabo Verde with respect	1	2	3	4	5	6	7	8	9	10		<input type="checkbox"/>	

To what extent is the World Bank Group an effective development partner in Cabo Verde, in terms of each of the following?

		To no degree at all										To a very significant degree		Don't know
B20	Responsiveness	1	2	3	4	5	6	7	8	9	10		<input type="checkbox"/>	
B21	Flexibility (in terms of the institution's products and services)	1	2	3	4	5	6	7	8	9	10		<input type="checkbox"/>	
B22	Flexibility (in terms of changing country circumstances)	1	2	3	4	5	6	7	8	9	10		<input type="checkbox"/>	
B23	Being inclusive	1	2	3	4	5	6	7	8	9	10		<input type="checkbox"/>	
B24	Openness (sharing data and other information)	1	2	3	4	5	6	7	8	9	10		<input type="checkbox"/>	
B25	Staff accessibility	1	2	3	4	5	6	7	8	9	10		<input type="checkbox"/>	
B26	Straightforwardness and honesty	1	2	3	4	5	6	7	8	9	10		<input type="checkbox"/>	
B27	Ease of access to the people at the World Bank Group who are making decisions important to my work	1	2	3	4	5	6	7	8	9	10		<input type="checkbox"/>	
B28	Collaboration with civil society	1	2	3	4	5	6	7	8	9	10		<input type="checkbox"/>	
B29	Collaboration with the Government	1	2	3	4	5	6	7	8	9	10		<input type="checkbox"/>	
B30	Collaboration with other donors and development partners	1	2	3	4	5	6	7	8	9	10		<input type="checkbox"/>	
B31	Collaboration with the private sector	1	2	3	4	5	6	7	8	9	10		<input type="checkbox"/>	
B32	The speed in which it gets things accomplished on the ground	1	2	3	4	5	6	7	8	9	10		<input type="checkbox"/>	
B33	Being a long-term partner	1	2	3	4	5	6	7	8	9	10		<input type="checkbox"/>	

**SECTION B: OVERALL ATTITUDES TOWARD THE WORLD BANK GROUP**

B34. To be a more effective development partner in Cabo Verde, do you believe that the World Bank Group should have... ? (Select only ONE response)

<input type="checkbox"/> More local presence	<input type="checkbox"/> The current level of local presence is adequate	<input type="checkbox"/> Less local presence	<input type="checkbox"/> Don't know
--	--	--	-------------------------------------

B35. When World Bank Group assisted reform efforts fail or are slow to take place, which of the following would you attribute this to? (Choose no more than TWO)

1	The World Bank Group does not do adequate follow through/follow-up
2	Poor donor coordination
3	The World Bank Group is not sensitive enough to political/social realities on the ground
4	Lack of/inadequate levels of capacity in Government
5	There is not an adequate level of citizen/civil society participation
6	The World Bank Group works too slowly
7	The Government works inefficiently
8	Political pressures and obstacles
9	Reforms are not well thought out in light of country challenges
10	Other (please specify): _____

SECTION C: WORLD BANK GROUP'S EFFECTIVENESS AND RESULTS

C1. In your opinion, how IMPORTANT is it for the World Bank Group to be involved in the following areas of development in Cabo Verde?													
		Not important at all										Very important	Don't know
		1	2	3	4	5	6	7	8	9	10		
1	Anti corruption	1	2	3	4	5	6	7	8	9	10	<input type="checkbox"/>	
2	Information and communications technology	1	2	3	4	5	6	7	8	9	10	<input type="checkbox"/>	
3	Transport (e.g., roads, bridges, transportation)	1	2	3	4	5	6	7	8	9	10	<input type="checkbox"/>	
4	Crime and violence	1	2	3	4	5	6	7	8	9	10	<input type="checkbox"/>	
5	Law and justice (e.g., judicial system)	1	2	3	4	5	6	7	8	9	10	<input type="checkbox"/>	
6	Urban development	1	2	3	4	5	6	7	8	9	10	<input type="checkbox"/>	
7	Environmental sustainability	1	2	3	4	5	6	7	8	9	10	<input type="checkbox"/>	
8	Regulatory framework	1	2	3	4	5	6	7	8	9	10	<input type="checkbox"/>	
9	Communicable/non-communicable diseases	1	2	3	4	5	6	7	8	9	10	<input type="checkbox"/>	
10	Poverty reduction	1	2	3	4	5	6	7	8	9	10	<input type="checkbox"/>	
11	Gender equity	1	2	3	4	5	6	7	8	9	10	<input type="checkbox"/>	
12	Private sector development	1	2	3	4	5	6	7	8	9	10	<input type="checkbox"/>	
13	Foreign direct investment	1	2	3	4	5	6	7	8	9	10	<input type="checkbox"/>	
14	Water and sanitation	1	2	3	4	5	6	7	8	9	10	<input type="checkbox"/>	
15	Trade and exports	1	2	3	4	5	6	7	8	9	10	<input type="checkbox"/>	
16	Economic growth	1	2	3	4	5	6	7	8	9	10	<input type="checkbox"/>	
17	Energy	1	2	3	4	5	6	7	8	9	10	<input type="checkbox"/>	
18	Disaster management	1	2	3	4	5	6	7	8	9	10	<input type="checkbox"/>	
19	Public sector governance/reform (i.e., government effectiveness, macro-fiscal stability, public financial management, public expenditure)	1	2	3	4	5	6	7	8	9	10	<input type="checkbox"/>	
20	Job creation/employment	1	2	3	4	5	6	7	8	9	10	<input type="checkbox"/>	
21	Financial markets	1	2	3	4	5	6	7	8	9	10	<input type="checkbox"/>	
22	Equality of opportunity (i.e., equity)	1	2	3	4	5	6	7	8	9	10	<input type="checkbox"/>	
23	Health	1	2	3	4	5	6	7	8	9	10	<input type="checkbox"/>	
24	Rural development	1	2	3	4	5	6	7	8	9	10	<input type="checkbox"/>	
25	Global/regional integration	1	2	3	4	5	6	7	8	9	10	<input type="checkbox"/>	
26	Food security	1	2	3	4	5	6	7	8	9	10	<input type="checkbox"/>	
27	Education	1	2	3	4	5	6	7	8	9	10	<input type="checkbox"/>	
28	Social protection (e.g., pensions, targeted social assistance)	1	2	3	4	5	6	7	8	9	10	<input type="checkbox"/>	
29	Climate change (e.g., mitigation, adaptation)	1	2	3	4	5	6	7	8	9	10	<input type="checkbox"/>	
30	Agricultural development	1	2	3	4	5	6	7	8	9	10	<input type="checkbox"/>	
31	Natural resource management (e.g., oil, gas, mining)	1	2	3	4	5	6	7	8	9	10	<input type="checkbox"/>	

**SECTION C: WORLD BANK GROUP'S EFFECTIVENESS AND RESULTS**

C2. How EFFECTIVE do you believe the World Bank Group is in terms of the work it does in the following areas of development in Cabo Verde? *(If you have NO exposure to/experience in working in any of the sectors listed below, please respond "Don't know")*

		Not effective at all										Very effective	Don't know
1	Anti corruption	1	2	3	4	5	6	7	8	9	10		<input type="checkbox"/>
2	Information and communications technology	1	2	3	4	5	6	7	8	9	10		<input type="checkbox"/>
3	Transport (e.g., roads, bridges, transportation)	1	2	3	4	5	6	7	8	9	10		<input type="checkbox"/>
4	Crime and violence	1	2	3	4	5	6	7	8	9	10		<input type="checkbox"/>
5	Law and justice (e.g., judicial system)	1	2	3	4	5	6	7	8	9	10		<input type="checkbox"/>
6	Urban development	1	2	3	4	5	6	7	8	9	10		<input type="checkbox"/>
7	Environmental sustainability	1	2	3	4	5	6	7	8	9	10		<input type="checkbox"/>
8	Regulatory framework	1	2	3	4	5	6	7	8	9	10		<input type="checkbox"/>
9	Communicable/non-communicable diseases	1	2	3	4	5	6	7	8	9	10		<input type="checkbox"/>
10	Poverty reduction	1	2	3	4	5	6	7	8	9	10		<input type="checkbox"/>
11	Gender equity	1	2	3	4	5	6	7	8	9	10		<input type="checkbox"/>
12	Private sector development	1	2	3	4	5	6	7	8	9	10		<input type="checkbox"/>
13	Foreign direct investment	1	2	3	4	5	6	7	8	9	10		<input type="checkbox"/>
14	Water and sanitation	1	2	3	4	5	6	7	8	9	10		<input type="checkbox"/>
15	Trade and exports	1	2	3	4	5	6	7	8	9	10		<input type="checkbox"/>
16	Economic growth	1	2	3	4	5	6	7	8	9	10		<input type="checkbox"/>
17	Energy	1	2	3	4	5	6	7	8	9	10		<input type="checkbox"/>
18	Disaster management	1	2	3	4	5	6	7	8	9	10		<input type="checkbox"/>
19	Public sector governance/reform (i.e., government effectiveness, macro-fiscal stability, public financial management, public expenditure)	1	2	3	4	5	6	7	8	9	10		<input type="checkbox"/>
20	Job creation/employment	1	2	3	4	5	6	7	8	9	10		<input type="checkbox"/>
21	Financial markets	1	2	3	4	5	6	7	8	9	10		<input type="checkbox"/>
22	Equality of opportunity (i.e., equity)	1	2	3	4	5	6	7	8	9	10		<input type="checkbox"/>
23	Health	1	2	3	4	5	6	7	8	9	10		<input type="checkbox"/>
24	Rural development	1	2	3	4	5	6	7	8	9	10		<input type="checkbox"/>
25	Global/regional integration	1	2	3	4	5	6	7	8	9	10		<input type="checkbox"/>
26	Food security	1	2	3	4	5	6	7	8	9	10		<input type="checkbox"/>
27	Education	1	2	3	4	5	6	7	8	9	10		<input type="checkbox"/>
28	Social protection (e.g., pensions, targeted social assistance)	1	2	3	4	5	6	7	8	9	10		<input type="checkbox"/>
29	Climate change (e.g., mitigation, adaptation)	1	2	3	4	5	6	7	8	9	10		<input type="checkbox"/>
30	Agricultural development	1	2	3	4	5	6	7	8	9	10		<input type="checkbox"/>
31	Natural resource management (e.g., oil, gas, mining)	1	2	3	4	5	6	7	8	9	10		<input type="checkbox"/>

SECTION C: WORLD BANK GROUP'S EFFECTIVENESS AND RESULTS

C3. Where are the World Bank Group's decisions made primarily that support the program in Cabo Verde? (Select only ONE response)	
1	At the Headquarters (in Washington D.C.)
2	In the country
3	Don't know

C4. To what extent does the World Bank Group's work help to achieve development results in Cabo Verde?											
1	2	3	4	5	6	7	8	9	10	<input type="checkbox"/>	
To no degree at all									To a very significant degree		Don't know

To what extent do you agree with the following statements about the World Bank Group in Cabo Verde?												
		Strongly disagree								Strongly agree		Don't know
C5	The World Bank Group's financial instruments (i.e., investment lending, Development Policy Loan, Trust Funds, etc.) meet the needs of Cabo Verde	1	2	3	4	5	6	7	8	9	10	<input type="checkbox"/>
C6	The World Bank Group meets Cabo Verde's needs for knowledge services (e.g., research, analysis, data, technical assistance)	1	2	3	4	5	6	7	8	9	10	<input type="checkbox"/>

C7. To what extent do you believe the World Bank Group measures and corrects its work in real time in Cabo Verde?											
1	2	3	4	5	6	7	8	9	10	<input type="checkbox"/>	
To no degree at all									To a very significant degree		Don't know

PLEASE NOTE: IN SOME CASES THE SURVEY WILL ASK FOR A SPECIFIC NUMBER OF RESPONSES. PLEASE DO NOT CHOOSE ANY MORE THAN REQUESTED. IF MORE RESPONSES ARE CHOSEN, DATA CANNOT BE INCLUDED IN ANALYSIS.

SECTION D: THE WORLD BANK GROUP'S KNOWLEDGE WORK AND ACTIVITIES (i.e., ANALYSIS, STUDIES, RESEARCH, DATA, REPORTS, CONFERENCES)

D1. How frequently do you consult World Bank Group's knowledge work and activities in the work you do?	
1	Weekly
2	Monthly
3	A few times a year
4	Rarely
5	Never

In Cabo Verde, to what extent do you believe that the World Bank Group's knowledge work and activities:													
		To no degree at all										To a very significant degree	Don't know
D2	Are timely	1	2	3	4	5	6	7	8	9	10		<input type="checkbox"/>
D3	Include appropriate level of stakeholder involvement during preparation	1	2	3	4	5	6	7	8	9	10		<input type="checkbox"/>
D4	Lead to practical solutions	1	2	3	4	5	6	7	8	9	10		<input type="checkbox"/>
D5	Are accessible (well written and easy to understand)	1	2	3	4	5	6	7	8	9	10		<input type="checkbox"/>
D6	Are source of relevant information on global good practices	1	2	3	4	5	6	7	8	9	10		<input type="checkbox"/>
D7	Are adequately disseminated	1	2	3	4	5	6	7	8	9	10		<input type="checkbox"/>
D8	Are translated enough into local language	1	2	3	4	5	6	7	8	9	10		<input type="checkbox"/>
D9	Are adaptable to Cabo Verde's specific development challenges and country circumstances	1	2	3	4	5	6	7	8	9	10		<input type="checkbox"/>

D10. Overall, how significant a contribution do you believe the World Bank Group's knowledge work and activities make to development results in your country?													
1	2	3	4	5	6	7	8	9	10	<input type="checkbox"/>			
Not significant at all									Very significant		Don't know		

D11. Overall, how would you rate the technical quality of the World Bank Group's knowledge work and activities?													
1	2	3	4	5	6	7	8	9	10	<input type="checkbox"/>			
Very low technical quality									Very high technical quality		Don't know		

SECTION E: WORKING WITH THE WORLD BANK GROUP

To what extent do you agree/disagree with the following statements?													
		Strongly disagree										Strongly agree	Don't know
E1	The World Bank Group disburses funds promptly	1	2	3	4	5	6	7	8	9	10	<input type="checkbox"/>	
E2	The World Bank Group effectively monitors and evaluates the projects and programs it supports	1	2	3	4	5	6	7	8	9	10	<input type="checkbox"/>	
E3	The World Bank Group's approvals and reviews are done in a timely fashion	1	2	3	4	5	6	7	8	9	10	<input type="checkbox"/>	
E4	The World Bank Group's "Safeguard Policy" requirements are reasonable	1	2	3	4	5	6	7	8	9	10	<input type="checkbox"/>	
E5	The World Bank Group's conditions on its lending are reasonable	1	2	3	4	5	6	7	8	9	10	<input type="checkbox"/>	
E6	The World Bank Group takes decisions quickly in Cabo Verde	1	2	3	4	5	6	7	8	9	10	<input type="checkbox"/>	
E7	Working with the World Bank Group increases Cabo Verde's institutional capacity	1	2	3	4	5	6	7	8	9	10	<input type="checkbox"/>	
E8	Where country systems (e.g., procurement, financial management, etc.) are adequate, the World Bank Group makes appropriate use of them	1	2	3	4	5	6	7	8	9	10	<input type="checkbox"/>	
E9	The World Bank Group provides effective implementation support (i.e., supervision of projects)	1	2	3	4	5	6	7	8	9	10	<input type="checkbox"/>	

E10. To what extent do you believe that the World Bank Group's work helps to find solutions that promote private public partnerships in Cabo Verde?												
1	2	3	4	5	6	7	8	9	10	<input type="checkbox"/>		
To no degree at all									To a very significant degree		Don't know	

E11. Which of the following best describes the way the World Bank Group operates in Cabo Verde? (Select only one response)	
1	The World Bank Group takes too much risk in Cabo Verde
2	The World Bank Group does not take enough risk in Cabo Verde
3	The World Bank Group's approach to risk is appropriate
4	Don't know

E12. Which of the following best describes the WBG's support in Cabo Verde? (Select only one response)	
1	The World Bank Group is sufficiently selective and focuses on the most important development challenges in Cabo Verde
2	The World Bank Group is not sufficiently selective in Cabo Verde, and it is involved in too many areas of development
3	Don't know

SECTION F: THE FUTURE ROLE OF THE WORLD BANK GROUP IN CABO VERDE

F1. Which of the following SHOULD the World Bank Group do to make itself of greater value in Cabo Verde? (Choose no more than TWO)	
1	Provide more adequate data/knowledge/statistics/figures on Cabo Verde's economy
2	Ensure greater selectivity in its work
3	Offer more innovative financial products
4	Improve the competitiveness of its financing compared to markets (e.g., cost, timeliness, other terms)
5	Reach out more to groups outside of Government
6	Work faster
7	Improve the quality of its experts as related to Cabo Verde's specific challenges
8	Offer more innovative knowledge services
9	Collaborate more effectively with Government clients (e.g., national, state, local)
10	Increase the level of capacity development in the country
11	Reduce the complexity of obtaining World Bank Group financing
12	Other (please specify): _____

F2. When considering the combination of services that the World Bank Group offers in Cabo Verde, and taking into account its limited level of resources, which ONE of the following do you believe the World Bank Group should offer more of in Cabo Verde? (Select only ONE response)	
1	Financial services
2	Knowledge products
3	Convening services (e.g., building partnerships, mobilizing funds)
4	None of the above
5	The combination is appropriate for Cabo Verde
6	Don't know

SECTION G: COMMUNICATION AND INFORMATION SHARING

G1. How do you get most of your information about economic and social development issues in Cabo Verde? (Choose no more than TWO)

1	Periodicals	6	International television
2	International newspapers	7	Local newspapers
3	Local radio	8	Internet
4	International radio	9	Social media (blogs, Facebook, Twitter, YouTube, Flickr)
5	Local television	10	Other (please specify): _____

G2. How would you prefer to receive information from the World Bank Group? (Choose no more than TWO)

1	Direct contact with World Bank Group (i.e., face to face meetings/discussions)	5	World Bank Group's website
2	e-Newsletters	6	Social media (blogs, Facebook, Twitter, YouTube, Flickr)
3	World Bank Group's seminars/workshops/conferences	7	Mobile phones
4	World Bank Group's publications and other written materials	8	Other (please specify): _____

G3	Are you aware of the World Bank Group's Access to Information Policy under which the Bank will now disclose any information in its possession that is not on a list of exceptions?	Yes	No
G4	Have you requested information from the World Bank Group on its activities in the past year? (If YES please go to Question G5; if NO please go to G6)	Yes	No
G5	Were you able to obtain this information?	Yes	No
G6	Do you have access to the Internet?	Yes	No
G7	Do you use/have you used the World Bank Group website?	Yes	No
G8	Do you currently consult the World Bank Group social media sites (e.g., blogs, Facebook, Twitter, YouTube, Flickr)?	Yes	No

G9. Which Internet connection do you use primarily when visiting a World Bank Group website?

1	High speed/WiFi
2	Dial-up

Please rate how much you agree with the following statements.

		Strongly disagree										Strongly agree	Don't know
		1	2	3	4	5	6	7	8	9	10		
G10	I find the World Bank Group's websites easy to navigate. (Only answer if you have used a World Bank Group website)												<input type="checkbox"/>
G11	I find the information on the World Bank Group's websites useful. (Only answer if you have used a World Bank Group website)												<input type="checkbox"/>
G12	The World Bank Group's social media channels (e.g., blogs, Facebook, Twitter, YouTube, Flickr) are valuable sources of information about the institution												<input type="checkbox"/>
G13	When I need information from the World Bank Group I know how to find it (e.g., whom to call, where to reach them, etc.)												<input type="checkbox"/>
G14	The World Bank Group is responsive to my information requests and inquiries												<input type="checkbox"/>

SECTION H: BACKGROUND INFORMATION

H1. Which of the following best describes your current position? (Select only ONE response)			
1	Office of the President, Prime Minister	11	NGO/Community Based Organization
2	Office of Minister	12	Media (press, radio, TV, web, etc.)
3	Office of Parliamentarian	13	Independent Government Institution (i.e., Regulatory Agency, Central Bank/oversight institution)
4	Employee of a Ministry, Ministerial Department or Implementation Agency	14	Trade Union
5	Project Management Unit (PMU) overseeing implementation of project/ Consultant/Contractor working on World Bank Group supported project/program	15	Faith-Based Group
6	Local Government Office or Staff	16	Youth Group
7	Bilateral/Multilateral Agency	17	Academia/Research Institute/Think Tank
8	Private Sector Organization	18	Judiciary Branch
9	Private Foundation	19	Other (please specify): _____
10	Financial Sector/Private Bank		

H2. Please identify the primary specialization of your work. (Select only ONE response)			
1	Water	12	Gender
2	Social protection and labor	13	Transport and ICT
3	Fragility, conflict and violence	14	Urban, rural, and social development
4	Environment and natural resources	15	Governance
5	Public-private partnerships	16	Poverty
6	Education	17	Jobs
7	Health, nutrition, and population	18	Agriculture
8	Energy and extractives	19	Climate change
9	Macroeconomics and fiscal management	20	Generalist (specialized in multiple sectors)
10	Trade and competitiveness	21	Other (please specify): _____
11	Finance and markets		

H3. Which one of the following best describes your level of interaction with the World Bank Group (IBRD/IDA, IFC, or MIGA) in your country? (Select only ONE response)	
1	I currently collaborate with the World Bank Group
2	I have previously collaborated with the World Bank Group
3	Both of the above (I currently collaborate and previously have collaborated with the World Bank Group)
4	I have never collaborated with the World Bank Group

SECTION H: BACKGROUND INFORMATION

H4. Which of the following agencies of the World Bank Group do you primarily engage with in Cabo Verde? (Select only ONE response)

1	The World Bank (IBRD/IDA)
2	The International Finance Corporation (IFC)
3	The Multilateral Investment Guarantee Agency (MIGA)
4	Other (please specify): _____

H5. Do your projects involve both the World Bank and the IFC?
(If YES please go to Question H6; If NO please go to H7)

1	Yes
2	No

H6. If yes, what was your view of how the two institutions work together in Cabo Verde?
(Select only ONE response)

1	The two institutions work well together
2	The way the two institutions work together needs improvement
3	The two institutions do not work well together
4	Don't know

H7. Which of the following describes most of your exposure to the World Bank Group in Cabo Verde? (Choose no more than TWO)

1	Observer (i.e., follow in media, discuss in informal conversations, etc.)
2	Use World Bank Group reports/data
3	Engage in World Bank Group related/sponsored events/activities
4	Collaborate as part of my professional duties
5	Use World Bank Group website for information, data, research, etc.

H8. What's your gender?

1	Female
2	Male

H9. Which best represents your geographic location?

1	Barlavento Islands (ilhas de São Vicente, Santo Antão, São Nicolau, Sal e Boa Vista)
2	Sotavento Islands (ilhas de Brava, Fogo, Santiago, Maio)

Thank you for completing the survey!