



# Sudan

## The World Bank Group Country Opinion Survey FY15

Report of Findings  
June 2015



CountryOpinionSurveys  
THE WORLD BANK GROUP

# Table of Contents

I. Objectives .....	3
II. Methodology.....	3
III. Demographics of the Sample.....	5
IV. General Issues Facing Sudan.....	11
V. Overall Attitudes toward the World Bank Group.....	18
VI. Sectors: Importance and Effectiveness .....	32
VII. How the World Bank Group Operates .....	40
VIII. World Bank Group Knowledge and Instruments .....	51
IX. The Future Role of the World Bank Group in Sudan .....	57
X. Communication and Openness.....	63
XI. Appendices.....	70



## I. Objectives

This survey was designed to achieve the following objectives:

- Assist the World Bank Group in gaining a better understanding of how stakeholders in Sudan perceive the World Bank Group;
- Obtain systematic feedback from stakeholders in Sudan regarding:
  - Their views regarding the general environment in Sudan;
  - Their overall attitudes toward the World Bank Group in Sudan;
  - Overall impressions of the World Bank Group's effectiveness and results, project/program related issues, knowledge work and activities, and communication and information sharing in Sudan; and
  - Perceptions of the World Bank Group's future role in Sudan.
- Use data to help inform Sudan country team's strategy.

## II. Methodology

From February to April 2015, 439 stakeholders of the World Bank Group in Sudan were invited to provide their opinions on the WBG's assistance to the country by participating in a country survey. Participants in the survey were drawn from among the office of the President; the office of a Minister; the office of a Parliamentarian; employees of a ministry, ministerial department, or implementation agency; project management units (PMUs) overseeing implementation of a project or consultants/contractors working on World Bank Group-supported projects/programs; local government officials or staff; bilateral/multilateral agencies; private sector organizations; private foundations; the financial sector/private banks; NGOs/community-based organizations (CBOs); the media; independent government institutions; trade unions; faith-based groups; youth groups; academia/research institutes/think tanks; and the judiciary branch. A total of 273 stakeholders participated in the survey (62% response rate).

In addition, when possible, responses from respondents completing this country survey were compared to responses from the 152 respondents (51% response rate) who completed the country survey in FY '12. A full set of these comparisons can be found in Appendix F (see page 163).

Respondents completed questionnaires with a member of the research team. Respondents were asked about: general issues facing Sudan; their overall attitudes toward the WBG; the WBG's effectiveness and results; the WBG's knowledge work and activities; working with the WBG; the WBG's future role in Sudan; and the WBG's communication and information sharing. In addition, every country that engages in the Country Survey must include specific indicator questions that will be aggregated for the WBG's annual Corporate Scorecard. These questions are identified throughout the survey report.

- A. **General Issues Facing Sudan:** Respondents were asked to indicate whether Sudan is headed in the right direction, what they thought were the most important development priorities, which areas would contribute most to reducing poverty, and what would achieve "Shared Prosperity".

## II. Methodology (continued)

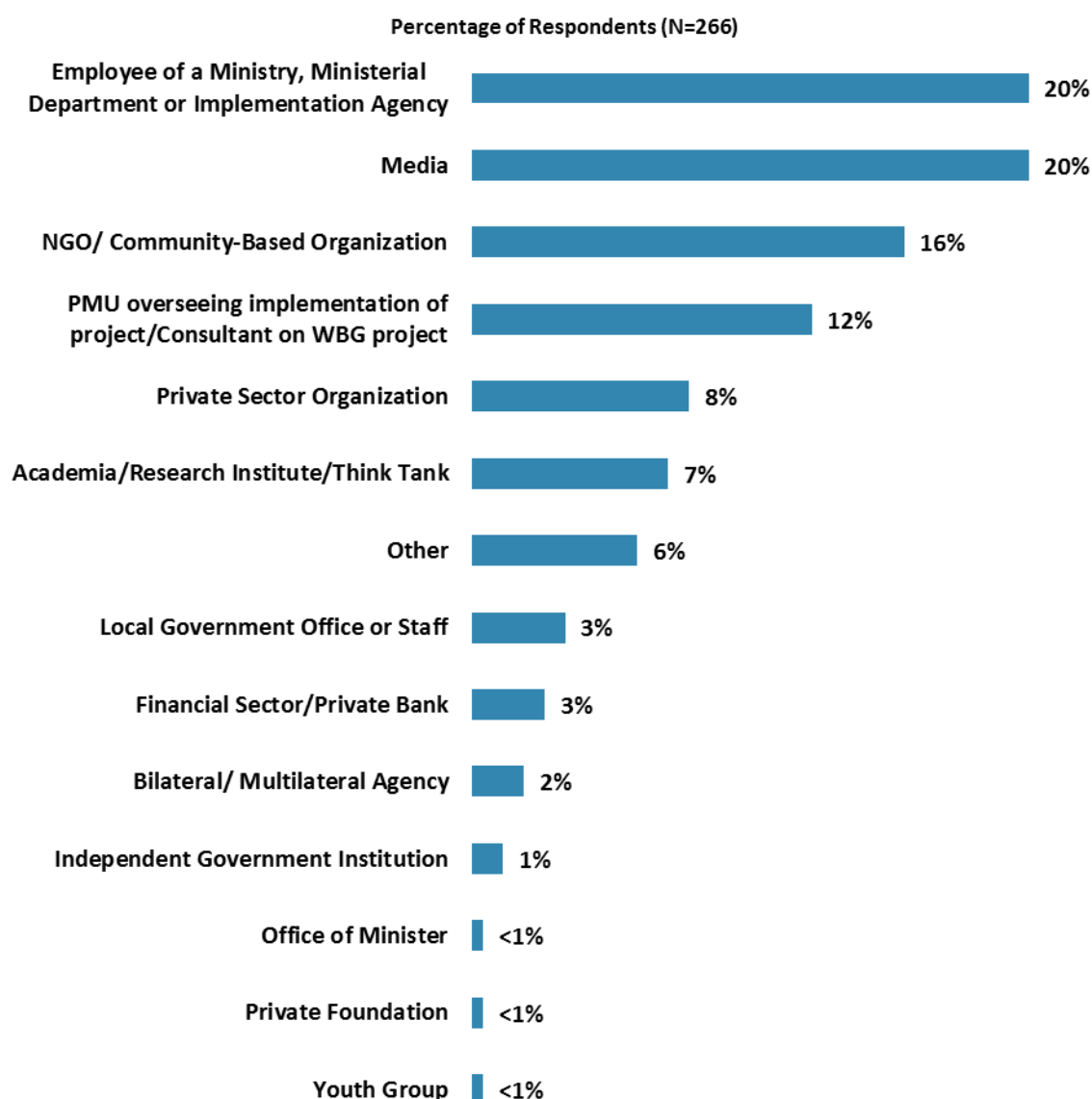
- B. ***Overall Attitudes toward the World Bank Group:*** Respondents were asked to rate their familiarity with the WBG, its effectiveness in Sudan, WBG staff preparedness, the importance and effectiveness of its capacity building work, their agreement with various statements regarding the WBG's work, and the extent to which it is an effective development partner. Respondents were also asked to indicate the sectoral areas on which it would be most productive for the WBG to focus its resources, its greatest values and greatest weaknesses, its most effective instruments, with which stakeholder groups the WBG should collaborate more, to what extent its work helps the poorest in Sudan, if the WBG should have more or less of a local presence in Sudan, if they have seen more or less effective collaboration between the WBG and UN, and to what they attributed slowed or failed reform efforts.
- C. ***World Bank Group's Effectiveness and Results:*** Respondents were asked to indicate where decisions regarding its program are made and to rate the extent to which the WBG's work helps achieve development results in Sudan, the extent to which it helps build/strengthen existing country systems, the extent to which the WBG meets Sudan's needs for knowledge services and financial instruments, the extent to which it measures and corrects its work in real time, and the importance of the WBG's involvement and its effectiveness across thirty-six development areas.
- D. ***The World Bank Group's Knowledge Work and Activities:*** Respondents were asked to indicate how frequently they consult WBG knowledge work and to rate the quality of the WBG's knowledge work and activities, including how significant of a contribution it makes to development results and its technical quality.
- E. ***Working with the World Bank Group:*** Respondents were asked to rate their agreement with a series of statements regarding working with the WBG, the extent to which the WBG's work helps promote public private partnerships and the extent to which the WBG is adequately staffed in Sudan. Respondents were also asked to indicate their perceptions of the WBG's operational risk taking and selectivity in its support to Sudan.
- F. ***The Multi Partner/Donor Trust Fund in Sudan as Managed by the World Bank:*** Respondents were asked to indicate the greatest strengths and greatest weaknesses of the Multi Donor Trust Fund in Sudan.
- G. ***The Future Role of the World Bank Group in Sudan:*** Respondents were asked to indicate what the WBG should do to make itself of greater value and which of its services the WBG should offer more of in Sudan.
- H. ***Communication and Information Sharing:*** Respondents were asked to indicate how they get information about economic and social development issues, how they prefer to receive information from the WBG, their Internet access, and their usage and evaluation of the WBG's websites. Respondents were asked about their awareness of the WBG's Access to Information policy and past information requests from the WBG. Respondents were also asked to evaluate the WBG's information accessibility and social media.
- I. ***Background Information:*** Respondents were asked to indicate their current position, specialization, level of interaction with the WBG, exposure to the WBG in Sudan, gender, and geographic location.

### III. Demographics of the Sample

Only select demographic differences are discussed in the body of this report, but full breakdowns by stakeholder groups, level of collaboration, location, and gender, and select sector/specialization comparisons can be found in the Appendix (see page 73).

#### Current Position

- For all further analyses, the few respondents from the office of a Minister, private foundations, independent government institutions, and youth groups were included in the “Other” category. A complete listing of comparisons across stakeholder groups can be found in Appendix B (see page 89).

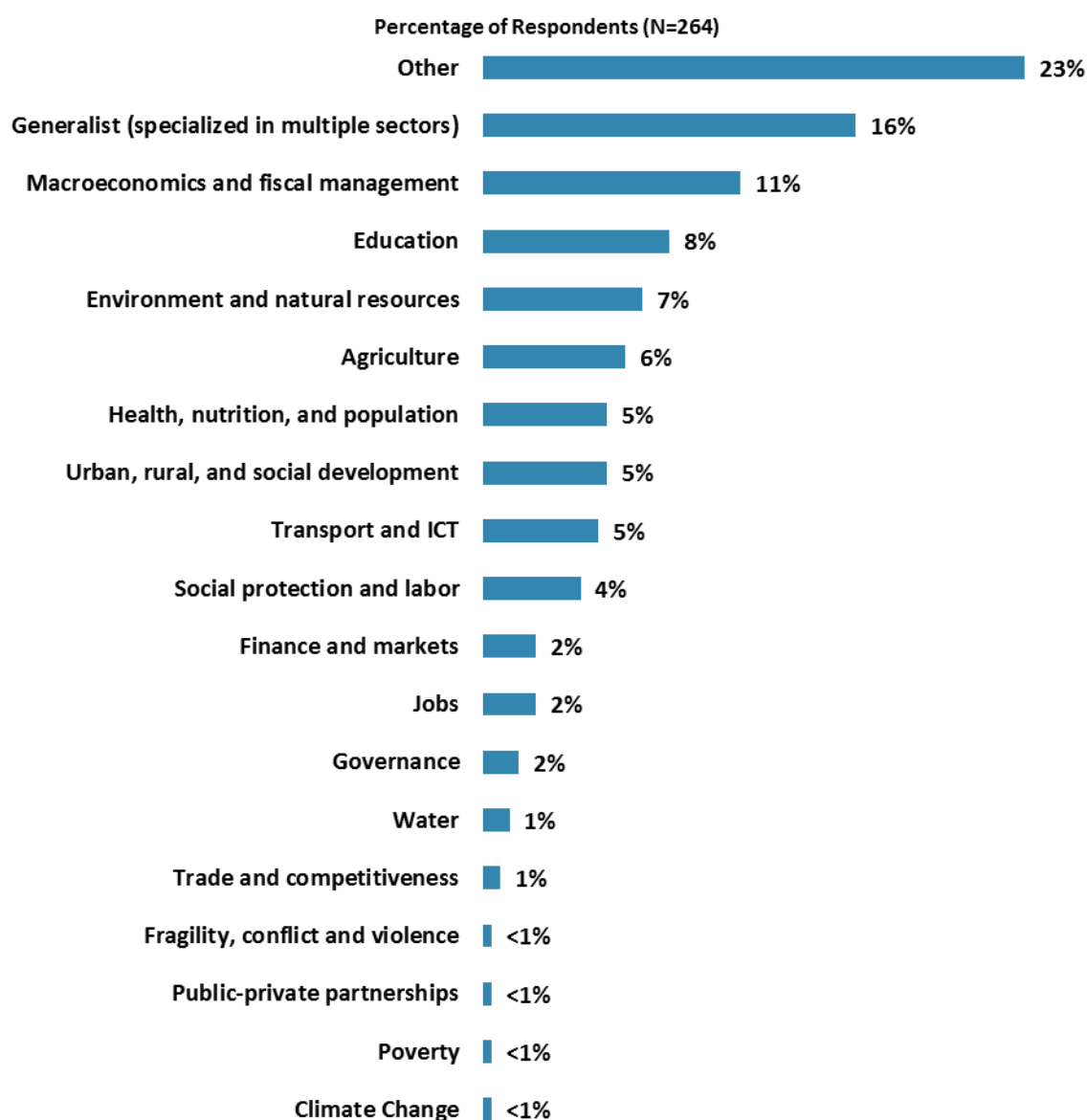


“Which of the following best describes your current position?” (Respondents chose from a list.)

### III. Demographics of the Sample (continued)

#### Area of Primary Specialization

- Key comparisons across respondents' specializations can be found in Appendix G (see page 168). In addition, specific comparisons of respondents who identified themselves as Generalists or Macroeconomics and fiscal management were conducted to examine if respondents from these two sectors dominated overall responses to select multiple response questions regarding key development areas and ratings of the WBG's effectiveness across development areas.



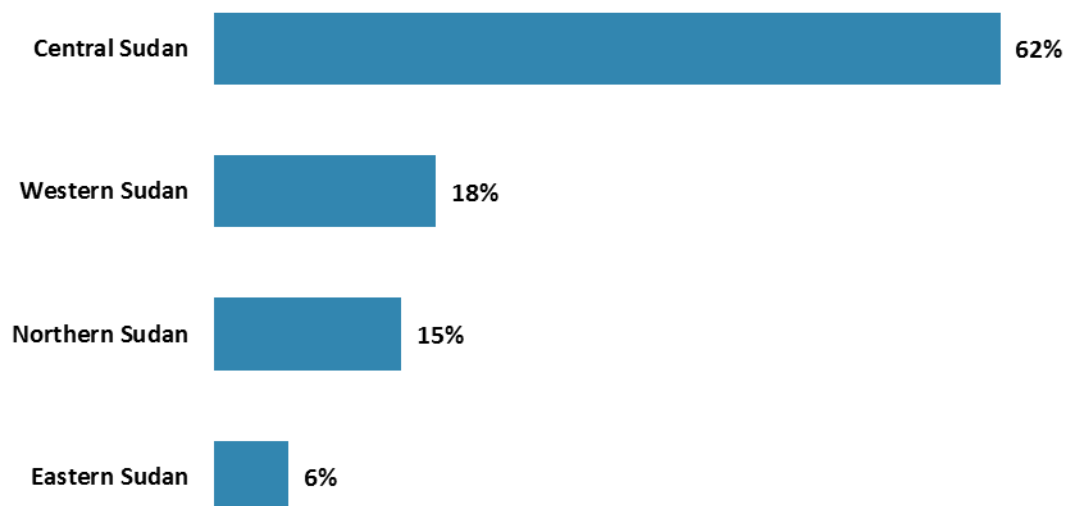
"Please identify the primary specialization of your work." (Respondents chose from a list.)

### III. Demographics of the Sample (continued)

#### Geographic Location

- Because of the small number of respondents from areas other than Central Sudan, these areas were combined into one “Other Areas” category. Only significant geographic location differences in ratings of indicator questions will be discussed in the body of this report. All comparisons can be found in Appendix C (see page 112).

Percentage of Respondents (N=257)



“Which best represents your geographic location?” (Respondents chose from a list.)

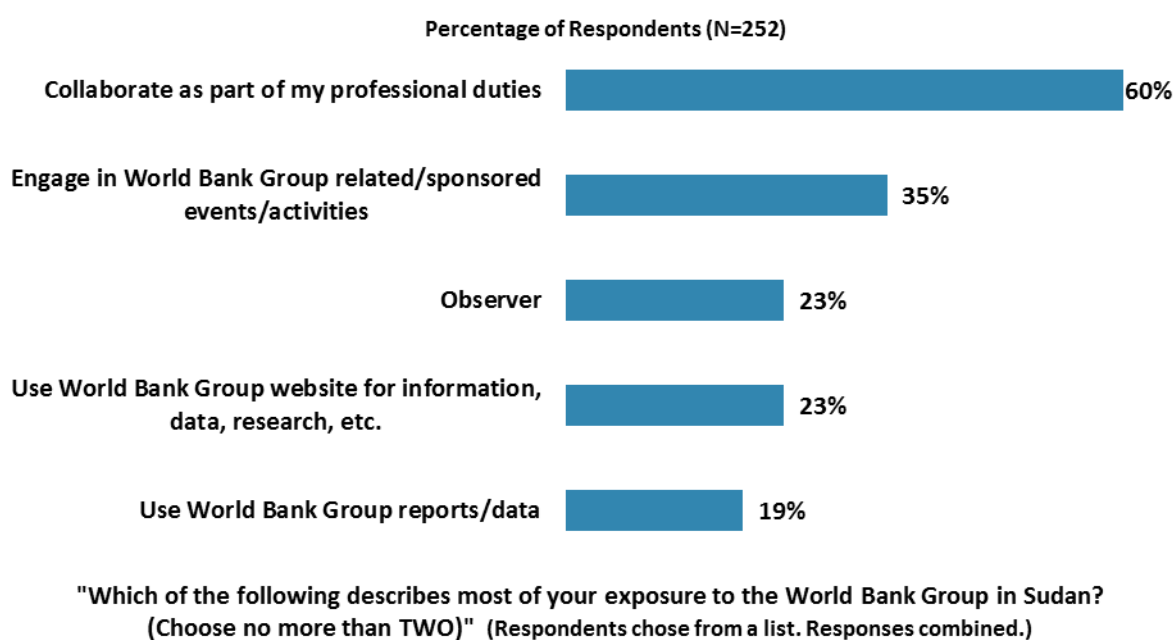
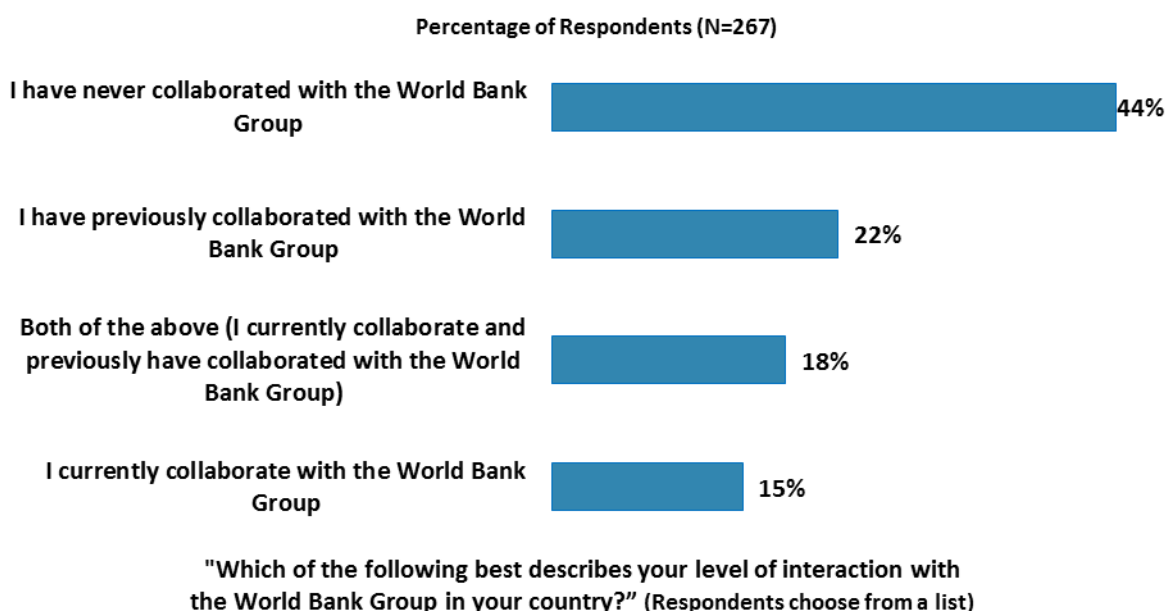
(Note: percentages may not total 100 due to rounding)



### III. Demographics of the Sample (continued)

#### World Bank Group Collaboration and Exposure

- Differences in responding, based on collaboration with the World Bank Group in Sudan, can be found in the Appendix D (see page 129). Differences in responses to the indicator questions, based on collaboration and exposure to the World Bank Group in Sudan, can be found in Appendix H (see page 180). Please note that where these two factors appear to have a significant relationship with overall views of the WBG, it is highlighted in yellow in that Appendix.

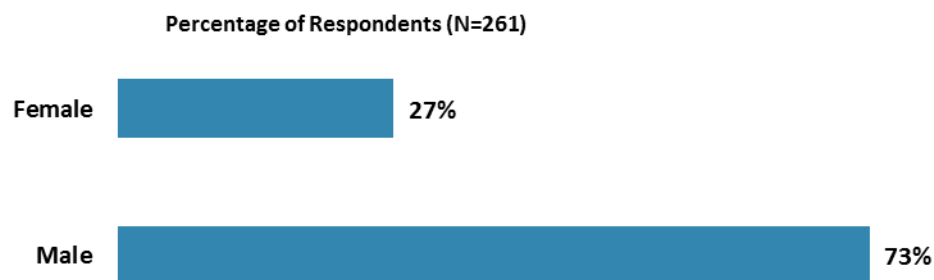




### III. Demographics of the Sample (continued)

#### Gender

- Differences in responding, based on respondents' gender, can be found in the Appendix E (see page 146).

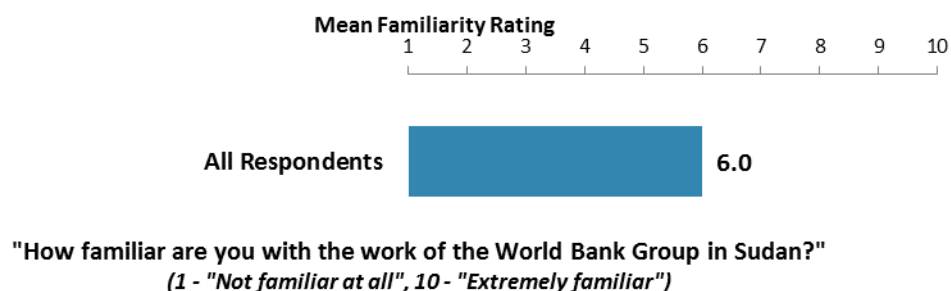


"What's your gender?" (Respondents chose from a list.)

### III. Demographics of the Sample (continued)

#### Familiarity with the World Bank Group

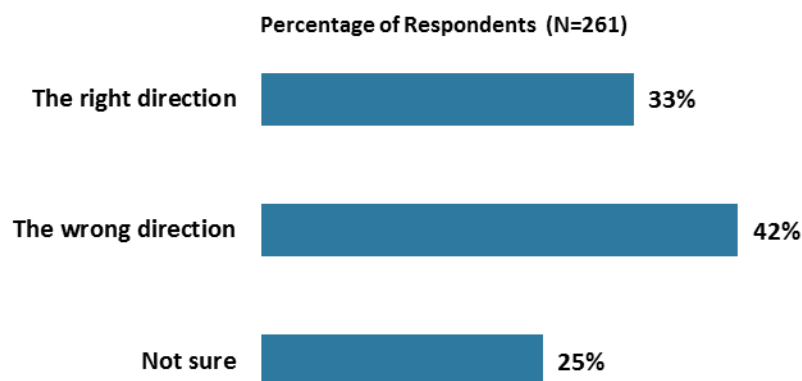
- **Year Comparison:** Respondents in this year's country survey had significantly *lower* ratings of familiarity with the WBG (mean familiarity = 6.0) compared to respondents from the FY '12 country survey (mean familiarity = 6.7).
- **Stakeholders:** Respondents from bilateral/ multilateral agencies and PMUs/Consultants on WBG projects had significantly higher ratings of familiarity with the WBG whereas respondents from the financial sector/private banks, private sector, and other organization had significantly lower ratings.
- **Collaboration:** Respondents who are currently collaborating with the WBG had significantly higher ratings of familiarity with the WBG (mean familiarity = 7.1) compared to respondents who had previously collaborated (mean familiarity = 6.5) and those who never collaborated (mean familiarity = 5.0).
- **Impact of Familiarity:** Respondents' ratings of familiarity with the World Bank Group were significantly, strongly correlated with their perceptions of the WBG's overall effectiveness, significantly, moderately correlated with their perceptions of the WBG's relevance to development in Sudan, and had a small, but significant correlation with their perceptions of WBG's work achieving development results.



## IV. General Issues Facing Sudan

### Sudan Heading in the Right Direction

- **Year Comparison:** The majority of respondents from the FY '12 country survey indicated that Sudan is headed in the wrong direction (54%), with smaller numbers indicating that Sudan is headed in the right direction (18%) or that they were not sure (28%).
- **Stakeholders:** Employees of ministries were the most likely to indicate that Sudan is headed in the right direction whereas respondents from PMUs/Consultants on WBG projects, NGOs/CBOs, the media, academia, and other organizations were more likely to indicate that Sudan is headed in the wrong direction, and respondents from bilateral/multilateral agencies and the financial sector/private banks were the most likely to indicate that they were not sure. Respondents from local government and private sector were split between Sudan being heading in the right or wrong direction.
- **Collaboration:** Respondents who indicated that they currently collaborate with the WBG were split between Sudan being heading in the right or wrong direction whereas respondents who indicated that they had previously collaborated with the WBG were more likely to indicate that they were not sure and respondents who indicated that they had never collaborated with the WBG were more likely to indicate that Sudan is headed in the wrong direction.

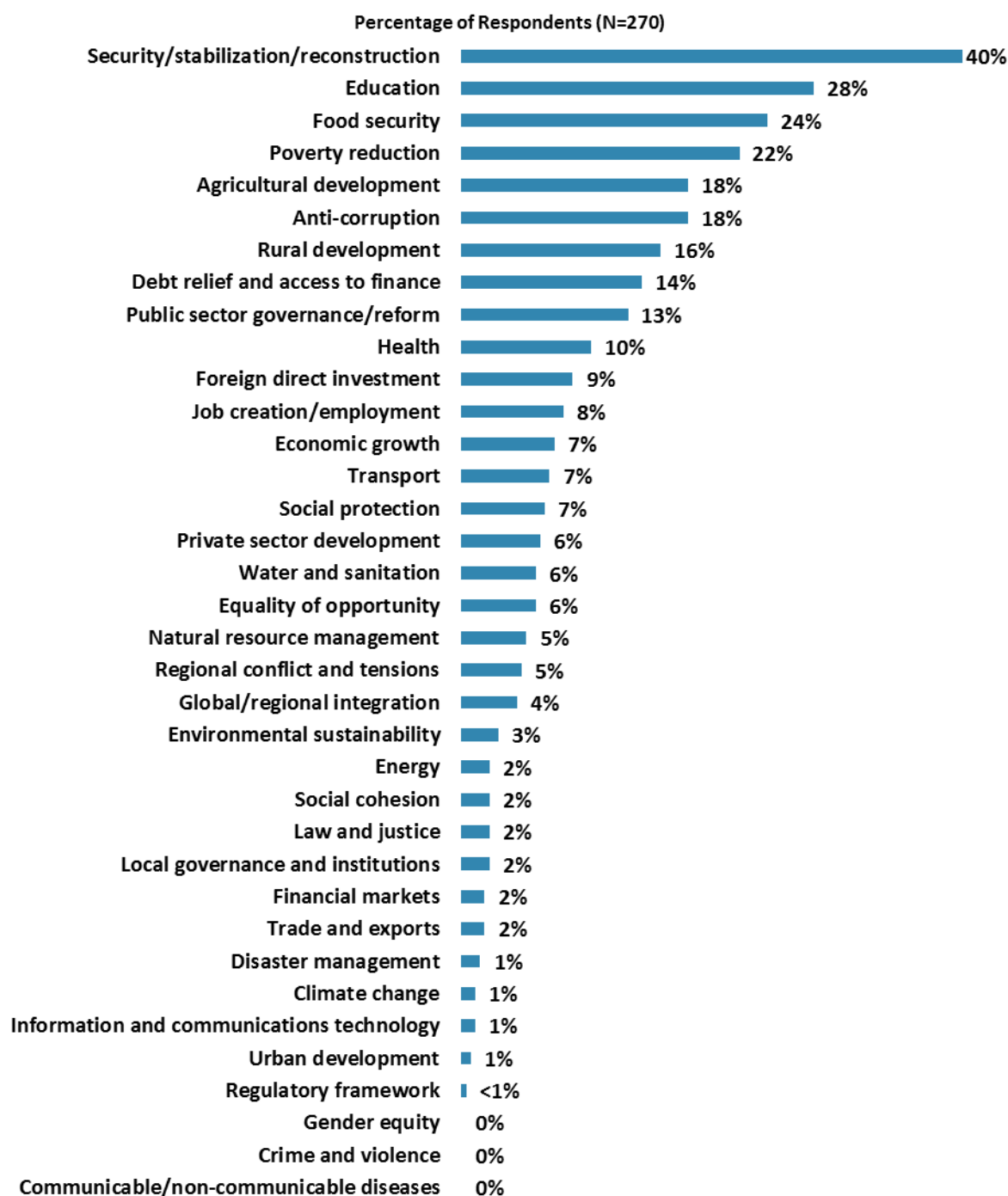


"In general, would you say that Sudan is headed in ... ?" (Respondents chose from a list.)

## IV. General Issues Facing Sudan (continued)

### Development Priority

- **Year Comparison:** Respondents from the FY '12 country survey indicated that education (48%) was the most important development priority facing Sudan, followed by agricultural development (32%) and security/stabilization/reconstruction (30%).



"Listed below are a number of development priorities in Sudan. Please identify which of the following you consider the most important development priorities in Sudan. (Choose no more than THREE)" (Respondents chose from a list. Responses combined.)

## IV. General Issues Facing Sudan (continued)

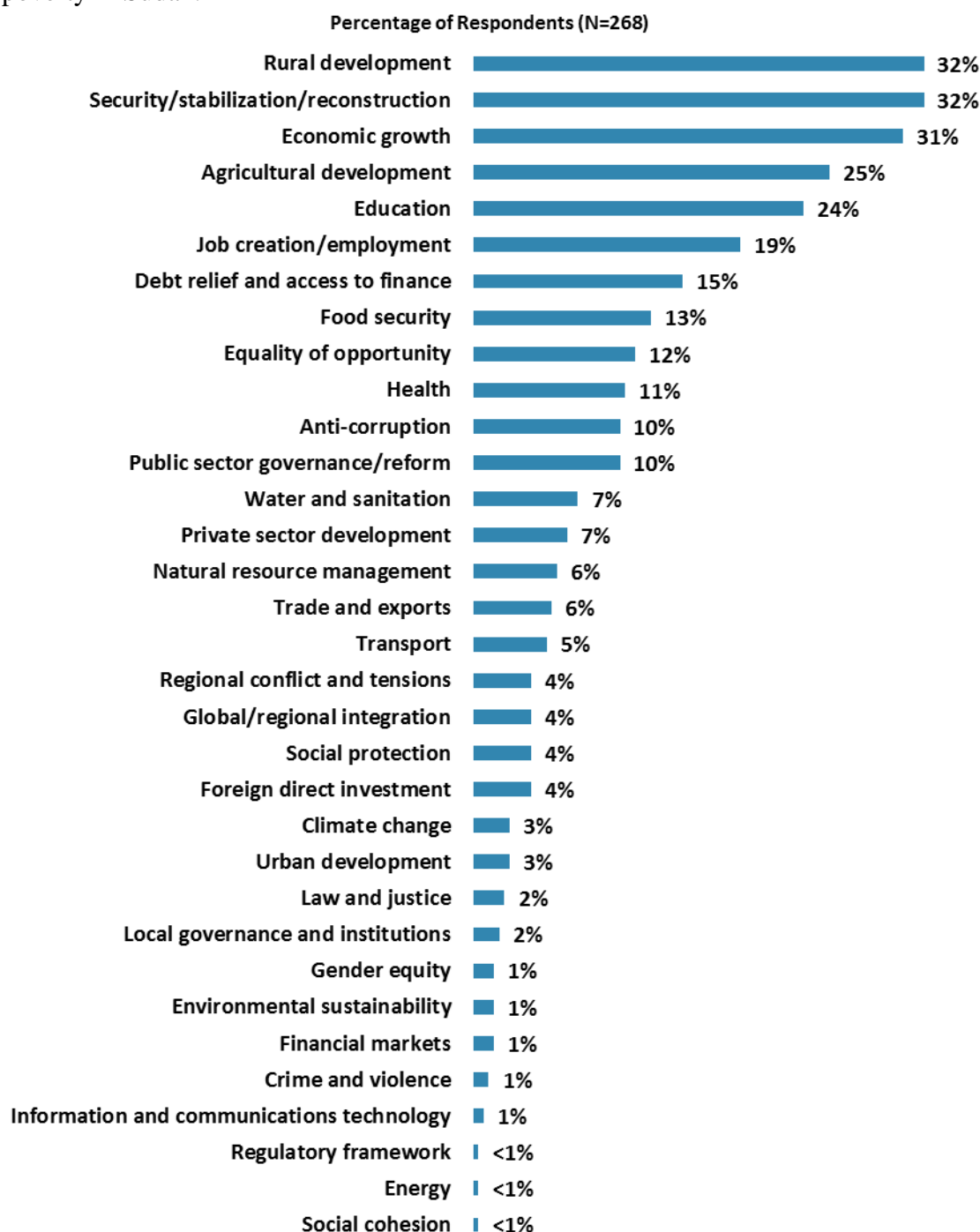
### Development Priority (continued)

- **Stakeholders:** Although respondents from most stakeholder groups indicated that security/stabilization/reconstruction, education, food security, and poverty reduction are the most important development priorities facing Sudan, respondents from the financial sector/private banks also indicated that trade/exports is an important priority and respondents from bilateral/ multilateral agencies indicated that debt relief and access to finance is one of the most important development priorities facing Sudan.
- **Gender:** Although female and male respondents both indicated that security/stabilization/reconstruction, education, food security, and poverty reduction are the most important development priorities facing Sudan, female respondents were significantly more likely to indicate that health, poverty reduction, and economic growth are important development priorities facing Sudan compared to male respondents, who were significantly more likely to indicate that job creation/employment, rural development, and transport are important development priorities.
- **Specializations/Sectors:**
  - Generalist respondents were significantly more likely to indicate that poverty reduction, regional conflict and tensions, natural resource development, social cohesion, and regulatory framework are important development priorities facing Sudan, but significantly *less* likely to indicate that security/stabilization/reconstruction and debt relief and access to finance are important priorities compared to respondents from other specializations.
  - Respondents from the macroeconomics and fiscal management sector were significantly more likely to indicate that private sector development, poverty reduction, and economic growth are important development priorities facing Sudan, but significantly *less* likely to indicate that education is an important priority facing Sudan compared to respondents from other sectors.

## IV. General Issues Facing Sudan (continued)

### Factors Contributing to Poverty Reduction

- **Year Comparison:** Respondents from the FY '12 country survey indicated rural development (41%), public financial management (36%), agricultural development (32%), and security/stabilization/reconstruction (27%) would contribute most to reducing poverty in Sudan.



"Poverty reduction is a broad term that encompasses work in many different areas. Which THREE areas of development listed below do you believe would contribute most to reducing poverty in Sudan?" (Respondents chose from a list. Responses combined.)

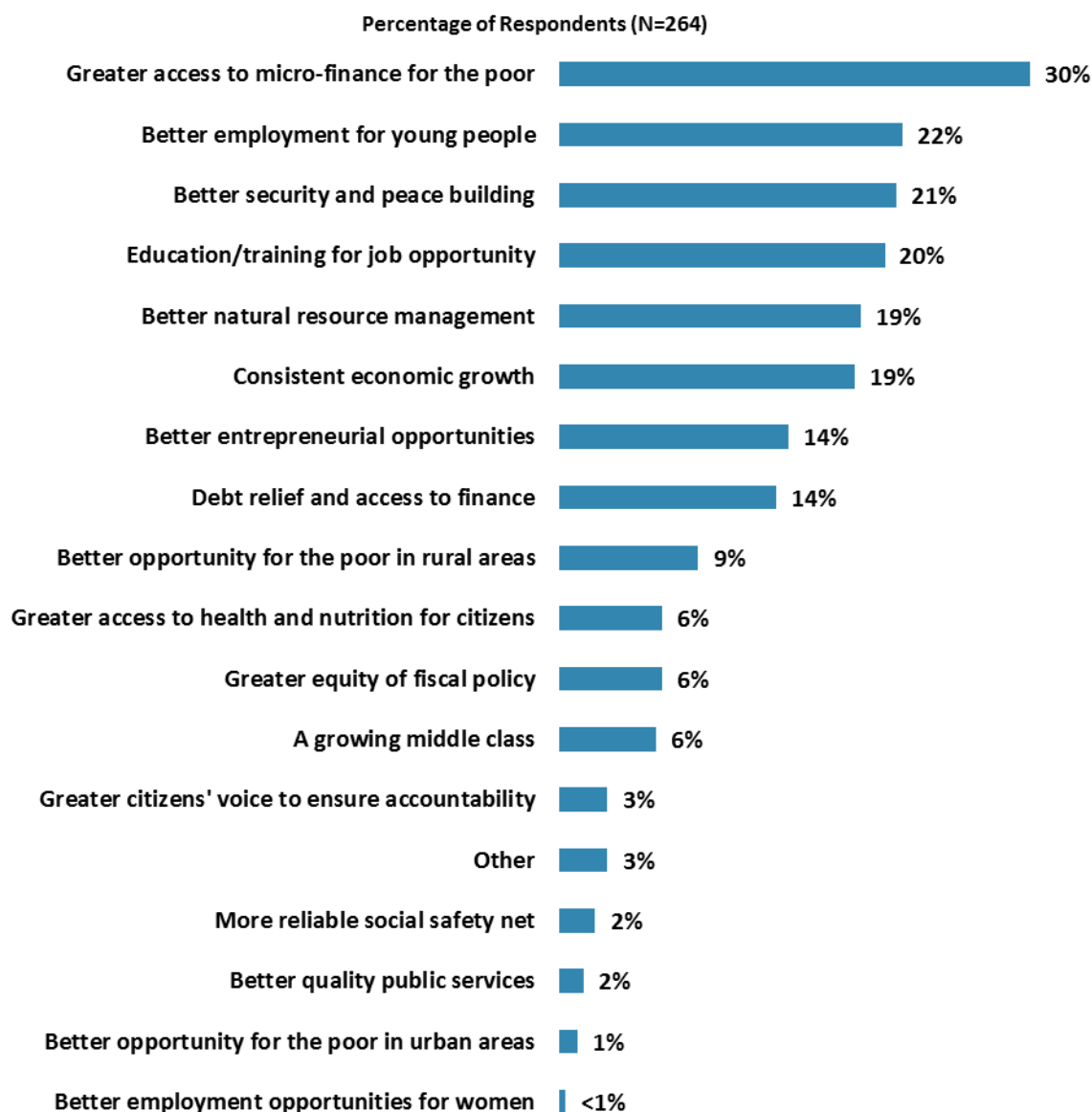
## IV. General Issues Facing Sudan (continued)

### Factors Contributing to Poverty Reduction (continued)

- **Stakeholders:** Although respondents from most stakeholder groups indicated that rural development, security/stabilization/reconstruction, and economic growth are the key contributors to reducing poverty in Sudan, respondents from bilateral/multilateral agencies indicated that transport is also a key factor, respondents from NGOs/CBOs indicated that agricultural development is a key factor, and respondents from the media indicated that job creation is one of the key contributors to reducing poverty in Sudan.
- **Gender:** Although female and male respondents both indicated that rural development, security/stabilization/reconstruction, and economic growth are the key contributors to reducing poverty in Sudan, female respondents were significantly more likely to indicate that foreign direct investment and trade and exports are key contributors to poverty reduction compared to male respondents, who were significantly more likely to indicate that rural development and transport are key contributors to poverty reduction in Sudan.
- **Specializations/Sectors:**
  - In addition to rural development and economic growth, generalist respondents indicated that agricultural development is a key contributor and were significantly more likely to indicate that health, trade and exports, private sector development, crime and violence, energy, and social cohesion are key contributors to poverty reduction, but significantly *less* likely to indicate that security/stabilization/reconstruction, food security, and equality of opportunity are key contributors compared to respondents from other specializations.
  - Respondents from the macroeconomics and fiscal management sector were significantly more likely to indicate that water and sanitation, social protection, gender equity, and regulatory framework are key contributors to poverty reduction, but significantly *less* likely to indicate that agricultural development and anti-corruption are key contributors to poverty reduction in Sudan compared to respondents from other sectors.

## IV. General Issues Facing Sudan (continued)

### Achieving “Shared Prosperity”



"When thinking about the idea of “shared prosperity” in your country, which of the following TWO best illustrate how this would be achieved in Sudan? (Choose no more than TWO)"  
(Respondents chose from a list. Responses combined.)



## IV. General Issues Facing Sudan (continued)

### Achieving “Shared Prosperity” (continued)

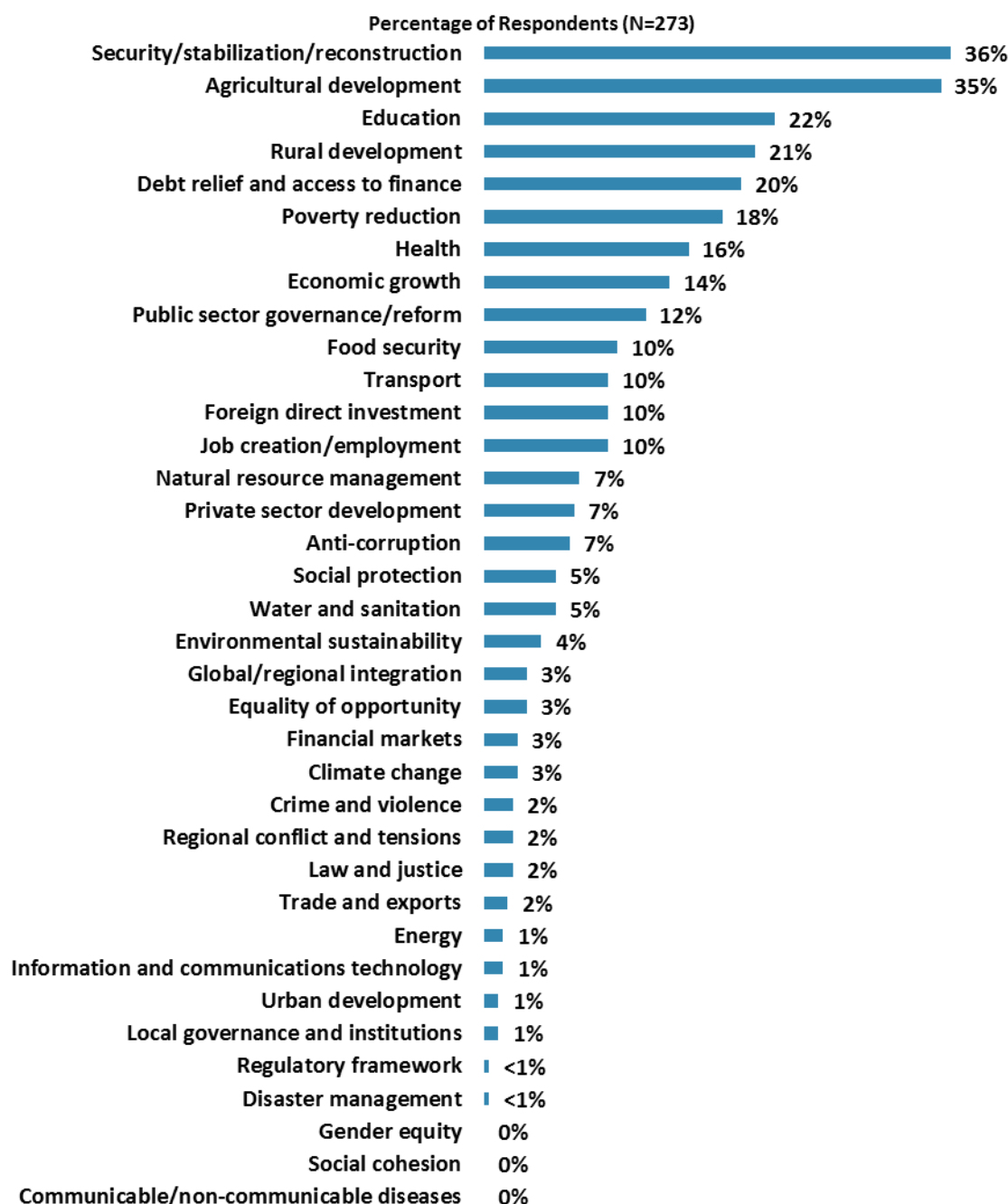
- **Stakeholders:** Although respondents from most stakeholder groups indicated that greater access to micro-finance for the poor, better employment for young people, better security and peace building, and education and training that better ensure job opportunity are the key contributors to achieving “Shared Prosperity” in Sudan, employees of ministries and respondents from the private sector indicated that consistent economic growth is a key contributor, respondents from NGOs/CBOs indicated that better natural resource management is also a key contributor, and respondents from local government indicated that debt relief and access to finance is a key contributor to achieving “Shared Prosperity” in Sudan.
- **Collaboration:** Respondents who had previously collaborated with the WBG were significantly more likely to indicate that greater access to micro-finance for the poor is a key contributor to achieving “Shared Prosperity” compared to respondents who are currently collaborating or had never collaborated with the WBG.

*As noted in the “Methodology” section, the indicator questions referred to throughout the survey report are questions that are asked in every country that engages in the Country Survey. These will be aggregated for the World Bank Group’s annual Corporate Scorecard.*

## V. Overall Attitudes toward the World Bank Group

### Focusing World Bank Group Resources

- **Year Comparison:** Respondents from the FY '12 country survey indicated that the WBG should focus most of its resources on basic infrastructure (45%), agricultural development (41%), rural development (33%), and education (29%) in Sudan.



“When thinking about how the World Bank Group can have the most impact on development results in Sudan in which sectoral areas do you believe the World Bank Group should focus most of its resources in Sudan? (Choose no more than THREE)”  
(Respondents chose from a list. Responses combined.)

## V. Overall Attitudes toward the World Bank Group (continued)

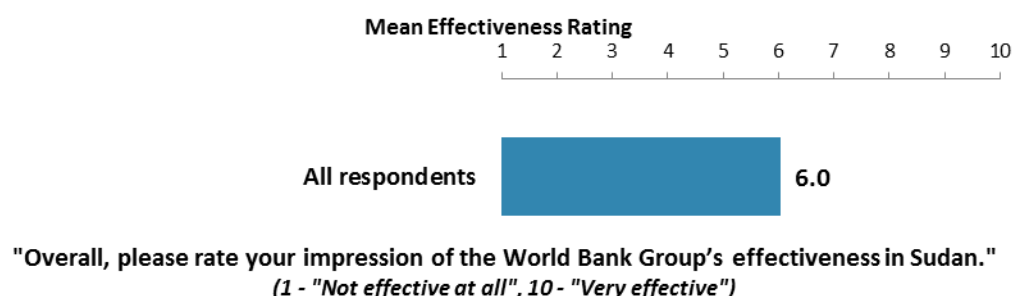
### Focusing World Bank Group Resources (continued)

- **Stakeholders:** Although respondents from most stakeholder groups indicated that the WBG should focus on security/stabilization/reconstruction and agricultural development, respondents from local government indicated that the WBG should focus on rural development, respondents from bilateral/multilateral agencies indicated that the WBG should focus on transport and natural resource management, respondents from the private sector and the media indicated that the WBG should focus on debt relief and access to finance, and respondents from other organizations indicated that the WBG should focus on poverty reduction in Sudan.
- **Collaboration:** Although respondents across all levels of collaboration indicated that the WBG should focus on security/stabilization/reconstruction and agricultural development, respondents who had previously collaborated with the WBG were significantly more likely to indicate that the WBG should focus on poverty reduction in Sudan compared to respondents who are currently collaborating or had never collaborated with the WBG.
- **Gender:** Although female and male respondents indicated that the WBG should focus on security/stabilization/reconstruction and agricultural development, female respondents were significantly more likely to indicate that the WBG should focus on equality of opportunity and information and communications technology compared to male respondents, who were significantly more likely to indicate that the WBG should focus on transport in Sudan.
- **Specializations/Sectors:**
  - Generalist respondents were significantly more likely to indicate that the WBG should focus on poverty reduction, food security, and trade and exports, but significantly *less* likely to indicate that the WBG should focus on public sector governance/reform and natural resource management compared to respondents from other specializations.
  - Respondents from the macroeconomics and fiscal management sector were significantly more likely to indicate that the WBG should focus on private sector development, trade and exports, local governance and institutions, and disaster management, but significantly *less* likely to indicate that the WBG should focus on education compared to respondents from other sectors.

## V. Overall Attitudes toward the World Bank Group (continued)

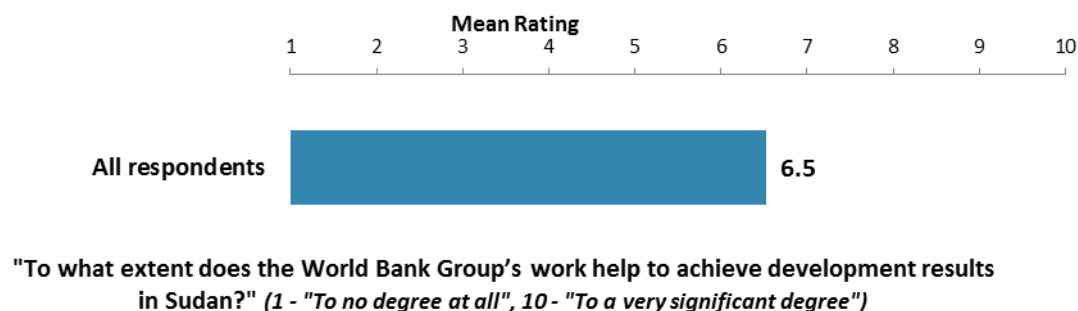
### The World Bank Group's Overall Effectiveness (*Indicator Question*)

- **Year Comparison:** Respondents in this year's country survey had statistically similar ratings for the WBG's overall effectiveness in Sudan (mean effectiveness = 6.0) compared to respondents from the FY '12 country survey (mean effectiveness = 6.1).
- **Stakeholders:** Employees of ministries and respondents from local governments had the highest ratings for the WBG's overall effectiveness in Sudan whereas respondents from the private sector had significantly lower ratings.
- **Collaboration:** Respondents who are currently collaborating with the WBG had significantly higher ratings for the WBG's overall effectiveness (mean effectiveness = 6.9) compared to respondents who had previously collaborated (mean effectiveness = 6.2) and those who never collaborated (mean effectiveness = 5.2).
- **Gender:** Female respondents had significantly higher ratings for the WBG's overall effectiveness (mean effectiveness = 7.5) compared to male respondents (mean effectiveness = 5.7).



### Achieving Development Results (*Indicator Question*)

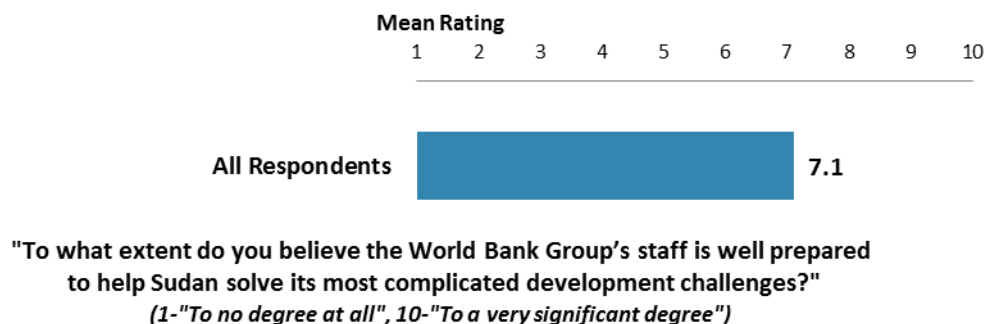
- **Year Comparison:** Respondents in this year's country survey had significantly higher ratings for the extent to which the WBG achieves development results in Sudan (mean rating = 6.5) compared to FY '12 respondents (mean rating = 5.5).
- **Stakeholders:** Employees of ministries and respondents from the financial sector/private banks had the highest ratings for the extent to which the WBG achieves development results in Sudan whereas respondents from bilateral/multilateral agencies, local government, and academia had significantly lower ratings.



## V. Overall Attitudes toward the World Bank Group (continued)

### Staff Preparedness (*Indicator Question*)

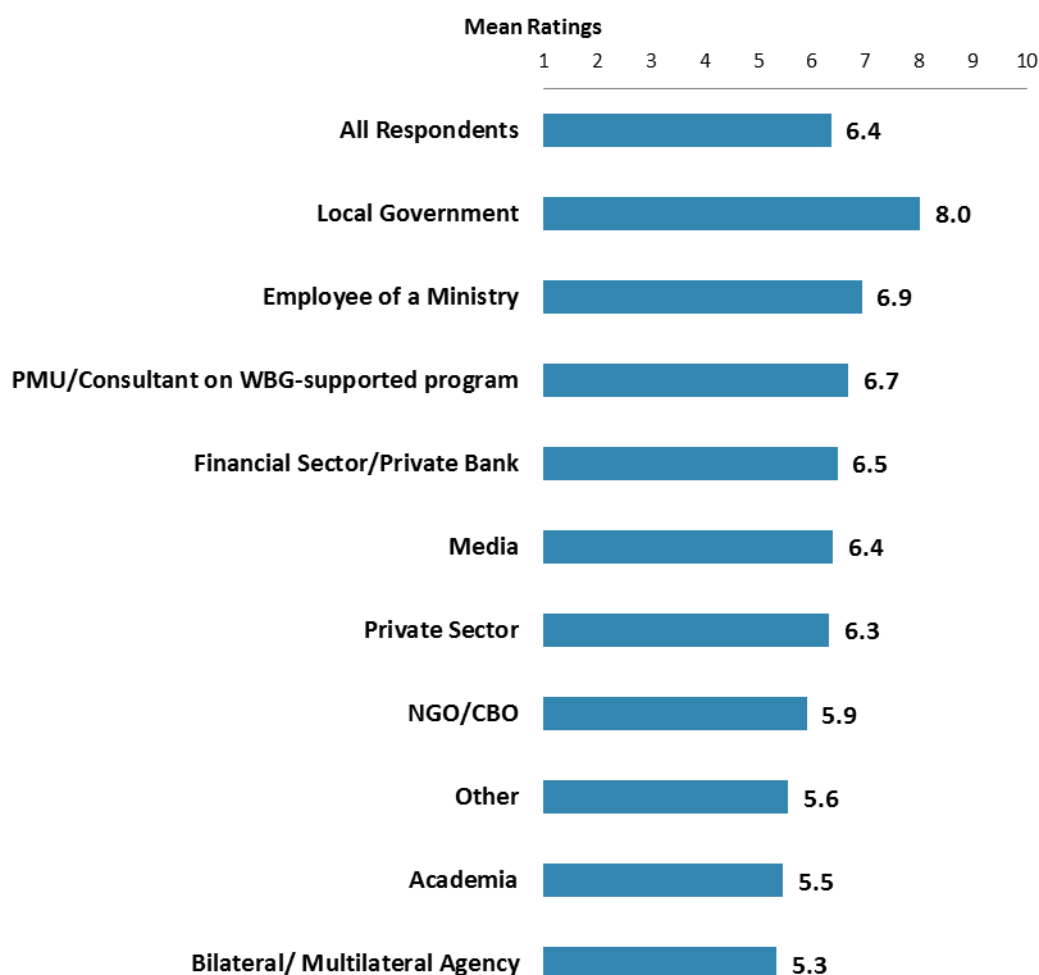
- **Year Comparison:** Respondents in this year's country survey had statistically similar ratings for the extent to which the WBG's staff is well prepared to help Sudan solve its development challenges (mean rating = 7.1) compared to FY '12 respondents (mean rating = 7.5).
- **Stakeholders:** Employees of ministries and respondents from local government and the financial sector/private banks had the highest ratings for the extent to which the WBG's staff is well prepared to help Sudan solve its development challenges whereas respondents from the private sector had significantly lower ratings.
- **Collaboration:** Respondents who are currently collaborating with the WBG and those who had previously collaborated had significantly higher ratings for the extent to which the WBG's staff is well prepared to help Sudan solve its development challenges (mean rating = 7.8 and 7.5, respectively) compared to those who had never collaborated (mean rating = 6.3).



## V. Overall Attitudes toward the World Bank Group (continued)

### Overall Ratings for Indicator Questions

- **Stakeholders:** Respondents from local government gave the highest ratings across all of the country survey indicator questions whereas respondents from bilateral/multilateral agencies, academia, and other organizations had significantly lower ratings. Responses for individual indicator questions by stakeholder groups can be found in Appendix I (see page 181).
- **Collaboration:** Respondents who are currently collaborating with the WBG or who had previously collaborated had significantly higher ratings across all of the country survey indicator questions (mean rating = 6.9 and 6.6, respectively) compared to respondents who never collaborated (mean rating = 5.8). Responses for individual indicator questions by levels of collaboration can be found in Appendix H (see page 180).

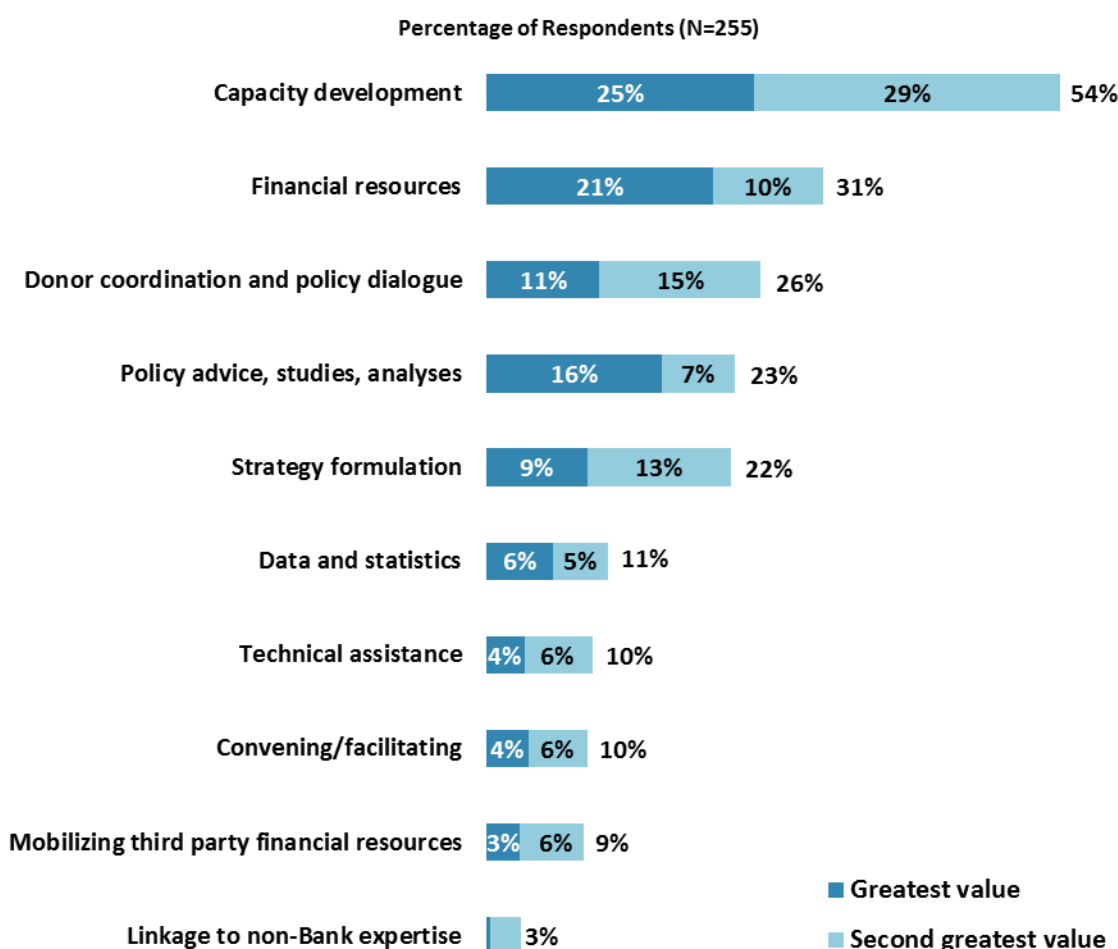


Mean Ratings for All Indicator Questions by Stakeholder Groups on a Scale from 1 to 10

## V. Overall Attitudes toward the World Bank Group (continued)

### WBG Activities: Greatest Value

- **Year Comparison:** Respondents from the FY '12 country survey indicated that the WBG's greatest value to Sudan was its training/capacity building (46%), technical assistance (39%), mobilizing third party financial resources (36%), and financial resources (27%).
- **Stakeholders:** Although respondents from most stakeholder groups indicated that the WBG's greatest value is capacity development, respondents from the private sector and NGOs/CBOs were significantly more likely to indicate that the WBG's financial resources were its greatest value compared to respondents from stakeholder groups.

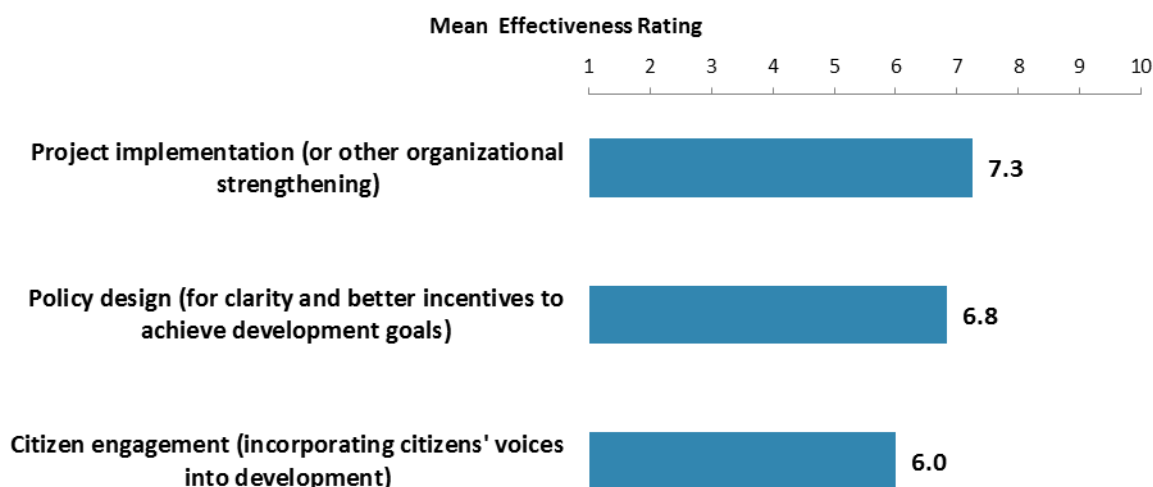


"When thinking about the World Bank Group's role, which activity do you believe is of greatest VALUE and which activity is of second greatest value in Sudan?" (Respondents chose from a list.)

## V. Overall Attitudes toward the World Bank Group (continued)

### Capacity Building: WBG Effectiveness

- **Stakeholders:** Employees of ministries and respondents from PMUs/Consultants on WBG projects, local government, and the media had the highest ratings for the WBG's effectiveness in project implementation whereas respondents from the private sector had significantly lower ratings. Respondents from PMUs/Consultants on WBG projects, local government, and other organizations had the highest ratings for the WBG's effectiveness in citizen engagement whereas respondents from the private sector and NGOs/CBOs had significantly lower ratings.
- **Collaboration:** Respondents who are currently collaborating with the WBG had significantly higher ratings for the WBG's effectiveness at project implementation (mean effectiveness = 8.0) compared to respondents who had previously collaborated (mean effectiveness = 7.3) and those who never collaborated (mean effectiveness = 6.3). Respondents who are currently collaborating with the WBG had significantly higher ratings for the WBG's effectiveness at citizen engagement (mean effectiveness = 6.7) compared to respondents who had previously collaborated (mean effectiveness = 5.8) and those who never collaborated (mean effectiveness = 5.2).
- **Gender:** Female respondents had significantly higher ratings for the WBG's effectiveness in project implementation, citizen engagement, and policy design (mean effectiveness = 8.5, 6.9, and 8.5, respectively) compared to male respondents (mean effectiveness = 7.0, 5.8, and 6.4, respectively).



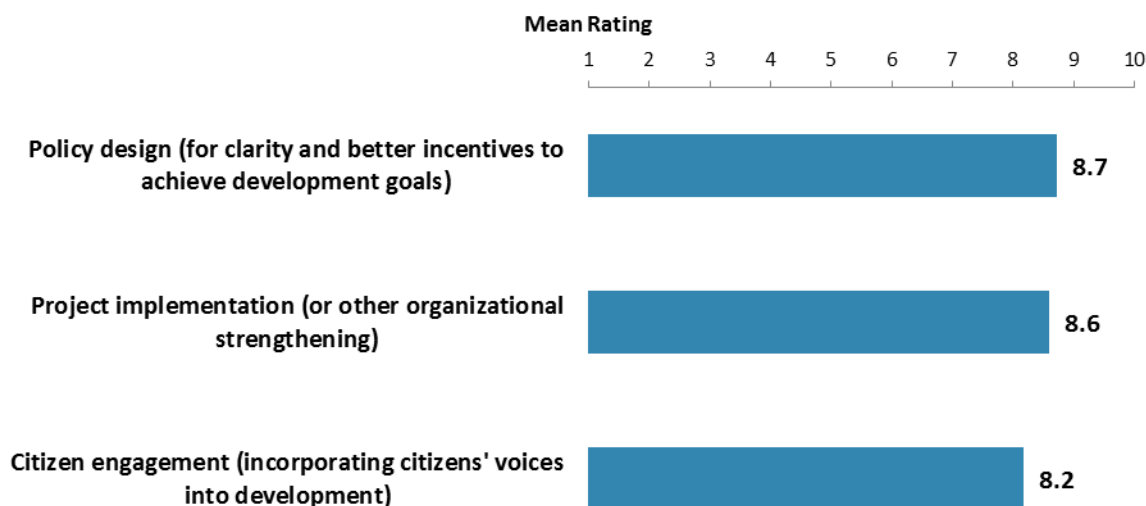
"How EFFECTIVE do you believe the World Bank Group is in terms of the capacity building work it does in each of the following areas in Sudan?" (1 - "Not effective at all", 10 - "Very effective")



## V. Overall Attitudes toward the World Bank Group (continued)

### Capacity Building: Importance of WBG Involvement

- **Collaboration:** Respondents who are currently collaborating with the WBG had significantly higher ratings for the importance of the WBG's involvement in project implementation (mean rating = 9.0) compared to respondents who had previously collaborated (mean rating = 8.5) and those who never collaborated (mean rating = 8.1).
- **Gender:** Female respondents had significantly higher ratings for the importance of the WBG's involvement in project implementation (mean rating = 9.2) compared to male respondents (mean rating = 8.5).

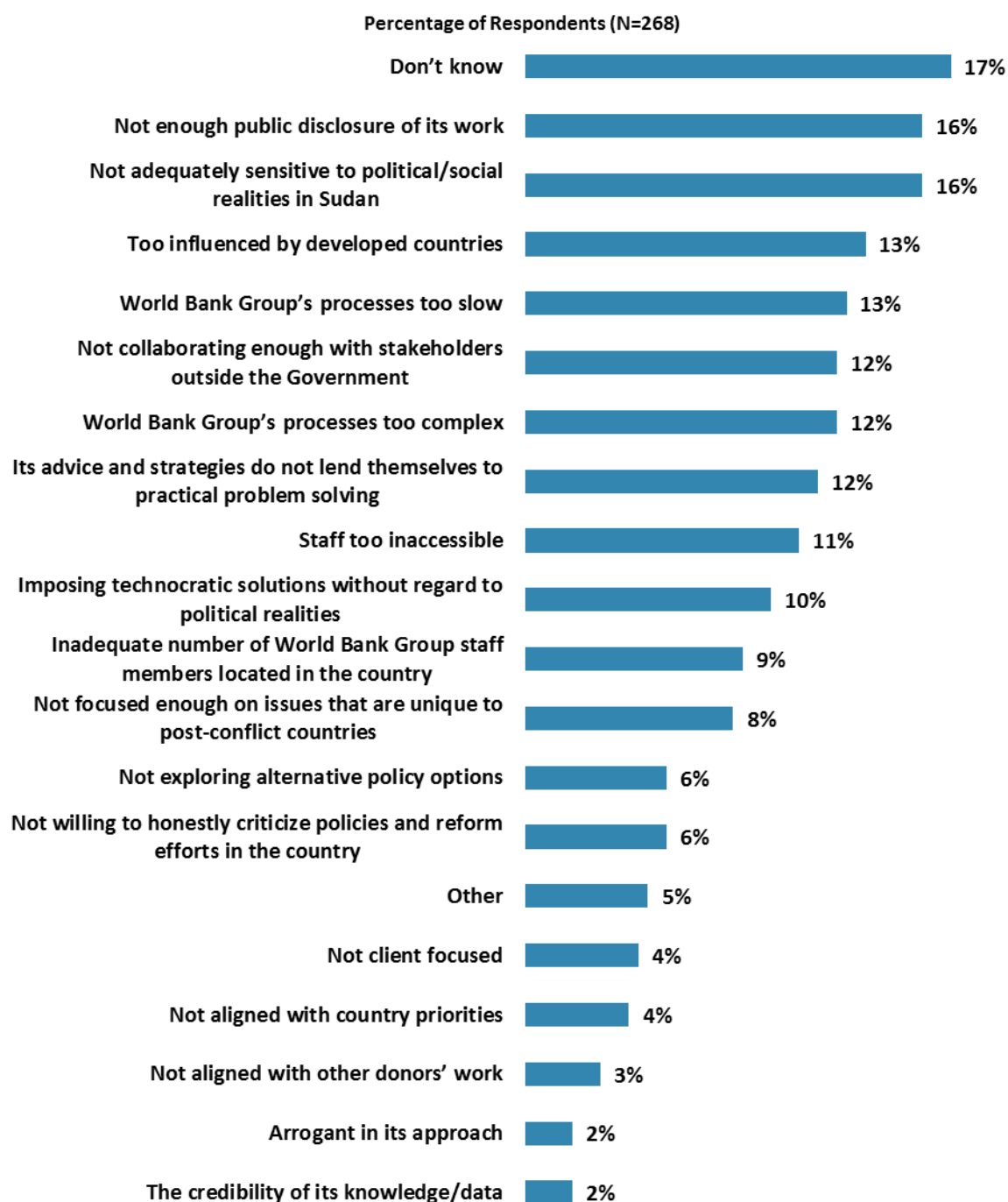


"When thinking about how to improve capacity building in Sudan to help ensure better development results, looking forward, how IMPORTANT is it for the World Bank Group to be involved in the following aspects of capacity building?"  
(1 - "Not important at all", 10 - "Very important")

## V. Overall Attitudes toward the World Bank Group (continued)

### Greatest Weakness

- **Year Comparison:** Respondents from the FY '12 country survey indicated that the WBG's greatest weaknesses were being too influenced by developed countries (39%), followed by being too bureaucratic in its operational policies and procedures (26%) and not being adequately sensitive to political/social realities in Sudan (24%).



"Which of the following do you identify as the World Bank Group's greatest WEAKNESSES in its work in Sudan? (Choose no more than TWO)" (Respondents chose from a list. Responses combined.)

## V. Overall Attitudes toward the World Bank Group (continued)

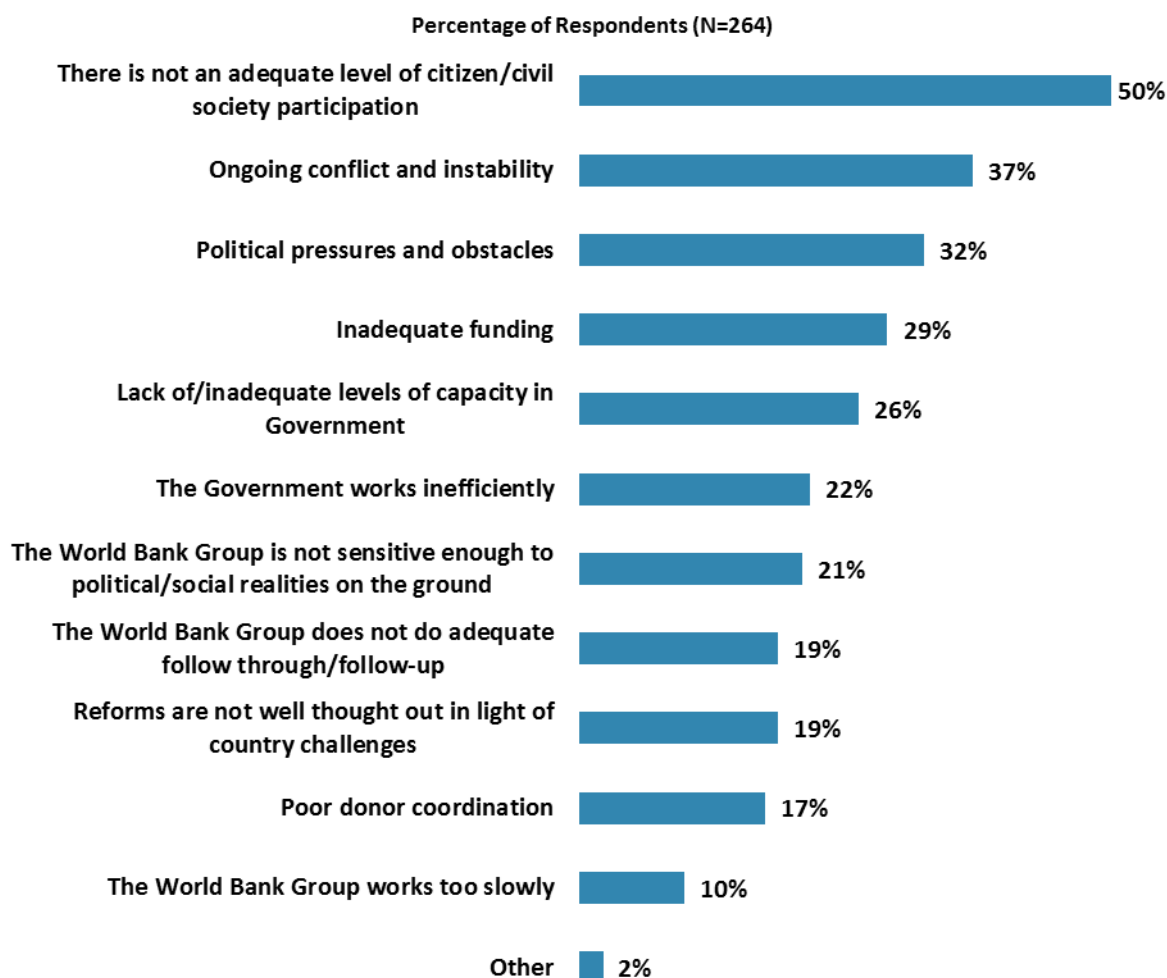
### Greatest Weakness (continued)

- **Stakeholders:** Although respondents from most stakeholder groups indicated that they didn't know what the WBG's greatest weakness is or they indicated not enough public disclosure of its work or not being adequately sensitive to political/social realities in Sudan, respondents from PMUs/Consultants on WBG projects indicated that the WBG's processes are too complex and too slow, respondents from bilateral/multilateral agencies indicated that the WBG's advice and strategies do not lend themselves to practical problem solving and that the WBG is too influenced by developed countries, respondents from the private sector and other organizations indicated that WBG staff are too inaccessible, respondents from NGOs/CBOS indicated that the WBG's processes are too slow, respondents from academia indicated that the WBG's advice and strategies do not lend themselves to practical problem solving and that the WBG is not focused enough on issues that are unique to post-conflict countries.
- **Collaboration:** A plurality of respondents who are currently collaborating with the WBG indicated that its greatest weakness is that its processes are too slow whereas respondents who had previously collaborated with the WBG were more likely to indicate that the WBG does not collaborate enough with stakeholders outside the Government and those who never collaborated with the WBG were more likely to indicate that the WBG is not being adequately sensitive to political/social realities in Sudan.
- **Gender:** Female respondents were significantly more likely to indicate that they don't know what the WBG's greatest weakness is compared to male respondents, who were significantly more likely to indicate that the WBG's greatest weaknesses were its advice and strategies do not lend themselves to practical problem solving and there being an inadequate number of WBG staff members in Sudan.

## V. Overall Attitudes toward the World Bank Group (continued)

### Attributing Failed/Slow Reform Efforts

- **Year Comparison:** Respondents from the FY '12 country survey indicated that they most often attributed failed or slow reform efforts to political pressures and obstacles (46%).



"When World Bank Group assisted reform efforts fail or are slow to take place, which of the following would you attribute this to? (Choose no more than TWO)"  
(Respondents chose from a list. Responses combined.)

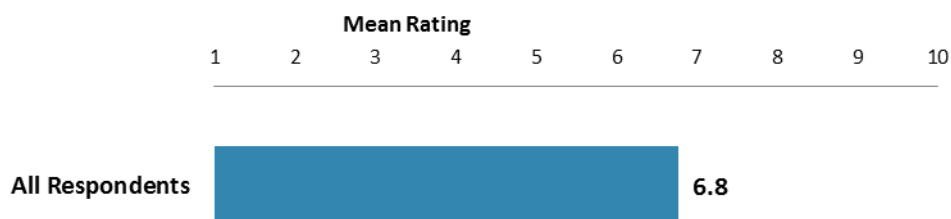
## V. Overall Attitudes toward the World Bank Group (continued)

### Attributing Failed/Slow Reform Efforts (continued)

- **Stakeholders:** Although respondents from most stakeholder groups indicated that they attributed failed or slow reform efforts to an inadequate level of civil society participation, employees of ministries were more likely to indicate ongoing conflict and stability, respondents from PMUs/Consultants on WBG projects were more likely to indicate a lack of/inadequate level of capacity in government, respondents from local government were more likely to indicate that reforms are not well thought out in light of country challenges, respondents from bilateral/multilateral agencies, the financial sector/private banks, and other organizations indicated political pressures and obstacles, and respondents from other organizations also indicated poor donor coordination.
- **Collaboration:** Respondents who are currently collaborating with the WBG were significantly more likely to indicate that they attributed failed or slow reform efforts to a lack of/inadequate level of capacity in government compared to respondents who had previously collaborated with the WBG and those who never collaborated with the WBG. Respondents who are currently collaborating with the WBG and those who had previously collaborated with the WBG were significantly more likely to indicate that they attributed failed or slow reform efforts to political pressures and obstacles compared to those who never collaborated with the WBG. Respondents who had never collaborated with the WBG were significantly more likely to indicate that they attributed failed or slow reform efforts to ongoing conflict and instability compared to those who are currently collaborating and those who had previously collaborated with the WBG.

### Build/Strengthen Existing Country Systems

- **Stakeholders:** Employees of ministries and respondents from PMUs/Consultants on WBG projects, the financial sector/private banks, and local government had the highest ratings for the extent to which the WBG helps to build/strengthen existing country systems in Sudan whereas respondents from academia, the media, the private sector, and bilateral/multilateral agencies had significantly lower ratings.
- **Collaboration:** Respondents who are currently collaborating with the WBG had the highest ratings for the extent to which the WBG helps to build/strengthen existing country systems (mean rating = 7.7) whereas respondents who never collaborated had significantly lower ratings (mean rating = 5.8) and those who had previously collaborated were in between (mean rating = 6.4).

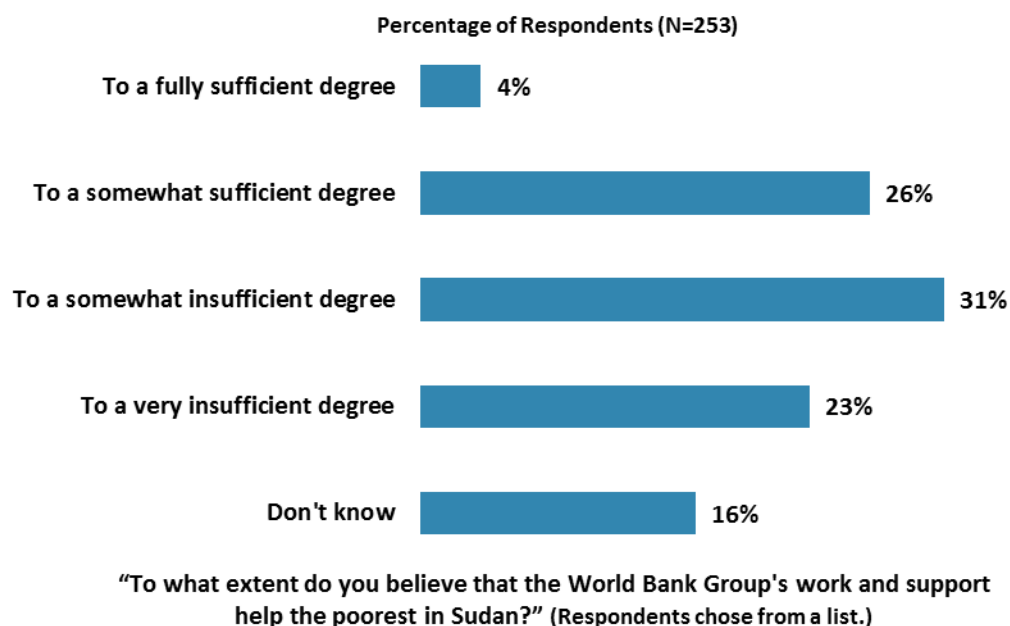


"To what extent does the World Bank Group help to build/strengthen existing country systems in Sudan?" (1-"To no degree at all", 10-"To a very significant degree")

## V. Overall Attitudes toward the World Bank Group (continued)

### The WBG's Work Supporting the Poorest in Sudan

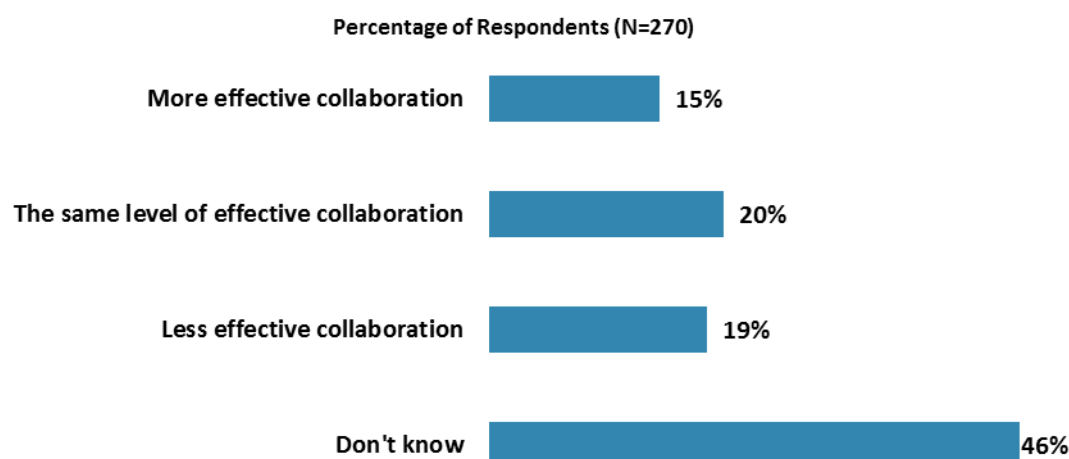
- **Stakeholders:** Respondents from local government were the most likely to indicate that the WBG's work and support helps the poorest in Sudan to a fully sufficient degree (43%) whereas respondents from the financial sector/private banks were the most likely to indicate that the WBG's work and support helps the poorest in Sudan to a very insufficient degree (40%).



## V. Overall Attitudes toward the World Bank Group (continued)

### UN and WBG Collaboration

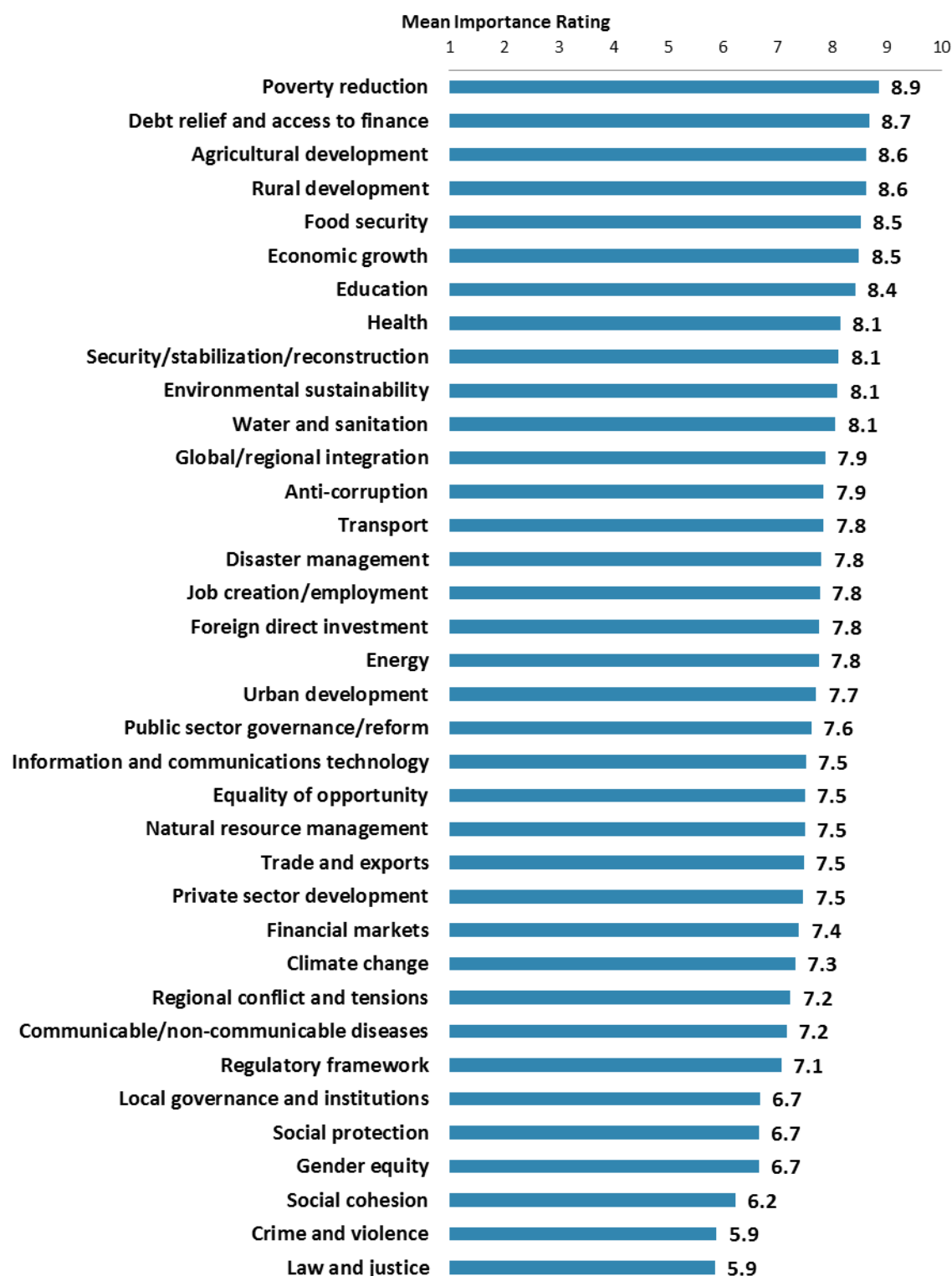
- **Stakeholders:** Respondents from bilateral/multilateral agencies were the most likely to indicate that they perceived more effective collaboration between the WBG and the UN in Sudan over the past year (60%) whereas respondents from the financial sector/private banks, NGOs/CBOs, and academia were the most likely to indicate that they didn't know about the collaboration between the UN and WBG (71%, 71%, and 61%, respectively).



**"In the past year, have you seen more, less, or just about the same level of effective collaboration between the UN and the World Bank Group in your country?" (Respondents chose from a list.)**

## VI. Sectors: Importance and Effectiveness

### Importance of Specific Areas



"In your opinion, how IMPORTANT is it for the World Bank Group to be involved in the following areas of development in Sudan?" (1-"Not important at all", 10-"Very important")



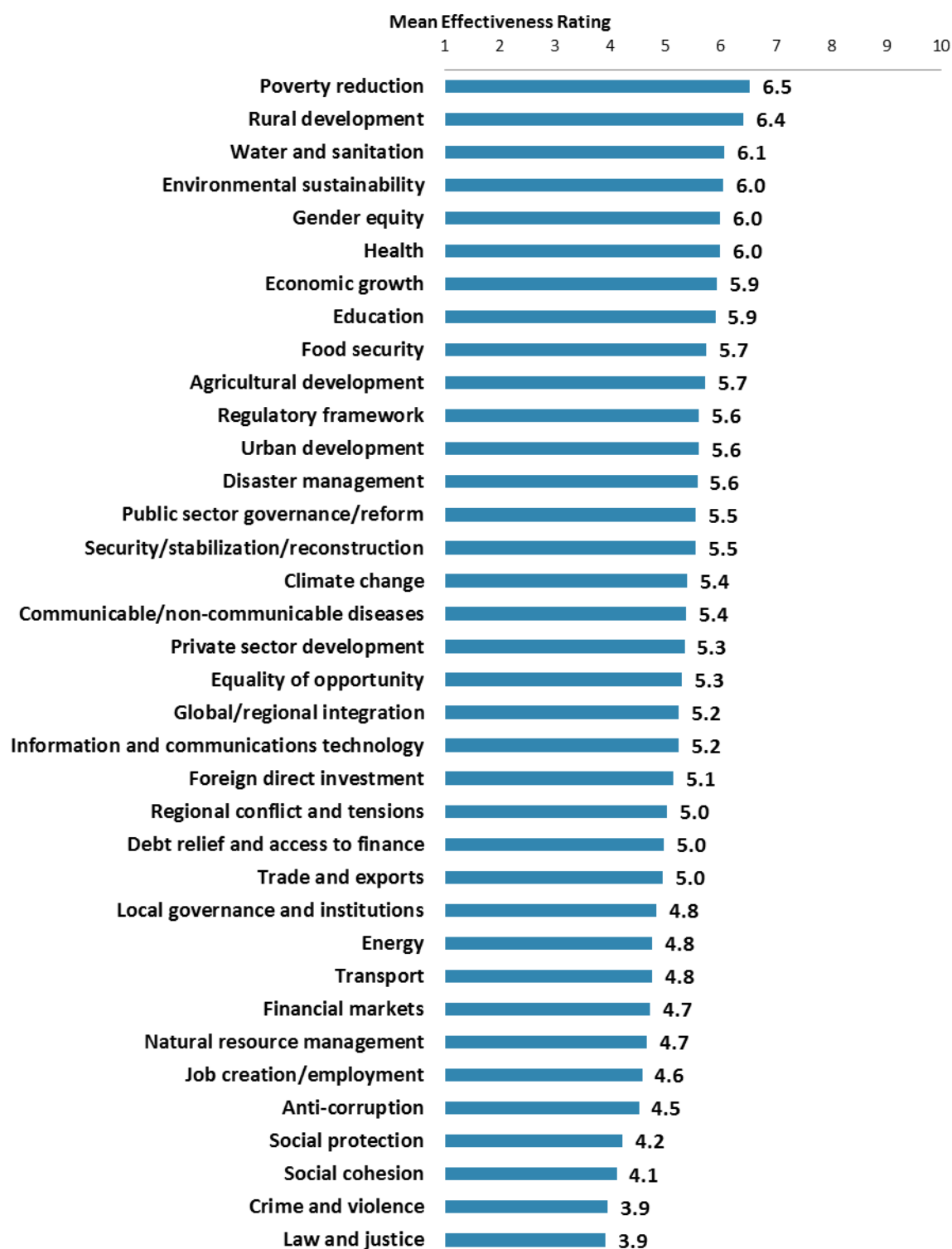
## VI. Sectors: Importance and Effectiveness (continued)

### Importance of Specific Areas (continued)

- **Stakeholders:** There were significant stakeholder group differences across several of these development areas. For the most part, respondents from local government and other organizations tended to have the highest ratings for the importance of the WBG's involvement in these areas whereas respondents from bilateral/multilateral agencies, the financial sector/private banks, and academia tended to have significantly lower ratings. A full breakdown of importance ratings by stakeholder groups can be found in Appendix B (see page 89).
- **Collaboration:** A full breakdown of ratings by level of collaboration can be found in Appendix D (see page 129).
  - Respondents who are currently collaborating with the WBG had significantly higher ratings for the importance of the WBG's involvement in climate change compared to respondents who had previously collaborated and those who never collaborated.
  - Respondents who never collaborated with the WBG had significantly higher ratings for the importance of the WBG's involvement in crime and violence and trade and exports compared to respondents who had previously collaborated and those who are currently collaborating.
- **Gender:** A full breakdown of ratings by gender can be found in Appendix E (see page 146). Female respondents had significantly higher ratings for the importance of the WBG's involvement in crime and violence, financial markets, and gender equity compared to male respondents.
- **Specializations/Sectors:** A full breakdown of ratings by respondents' specializations/sectors in Appendix G (see page 168).
  - Generalist respondents had significantly higher ratings for the importance of the WBG's involvement in crime and violence, private sector development, foreign direct investment, local governance and institutions, trade and exports, economic growth, social cohesion, social protection, agricultural development, and education compared to respondents from other specializations.

## VI. Sectors: Importance and Effectiveness (continued)

### Effectiveness of Specific Areas



"How EFFECTIVE do you believe the World Bank Group is in terms of the work it does in the following areas of development in Sudan?" (1-"Not effective at all", 10-"Very effective")

## VI. Sectors: Importance and Effectiveness (continued)

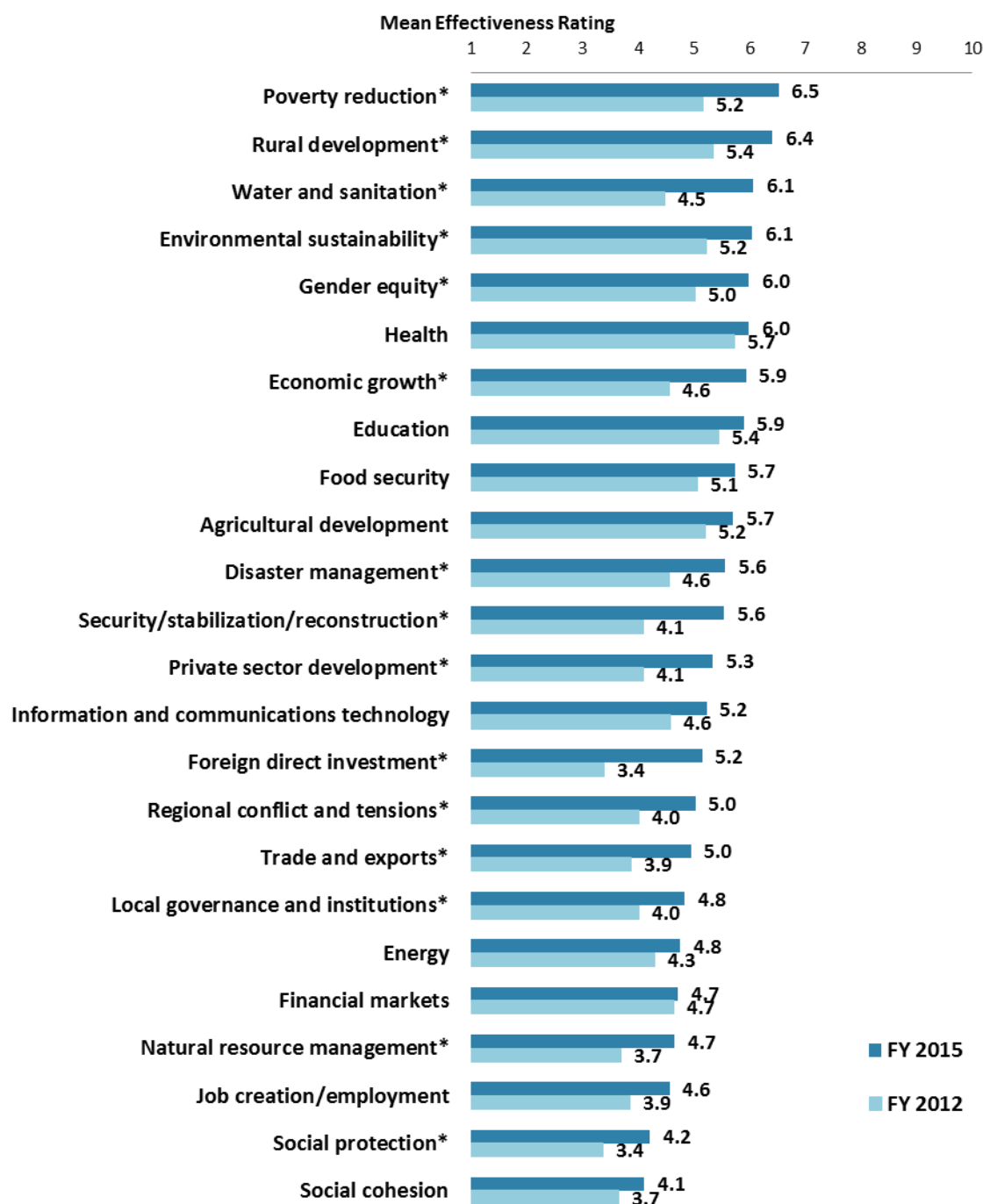
### Effectiveness of Specific Areas (continued)

- **Stakeholders:** There were significant stakeholder group differences across several of these development areas. For the most part, employees of ministries and respondents from local government tended to give the highest ratings for the WBG's effectiveness in these areas whereas respondents from academia tended to give significantly lower ratings. A full breakdown of effectiveness ratings by stakeholder groups can be found in Appendix B (see page 89).
- **Gender:** Female respondents had significantly higher ratings for the WBG's effectiveness across nearly all of these development areas compared to male respondents. A full breakdown of ratings by gender can be found in Appendix E (see page 146).
- **Specializations/Sectors:** A full breakdown of importance ratings by respondents' specializations/sectors in Appendix G (see page 168).
  - Generalist respondents had significantly higher ratings for the WBG's effectiveness in foreign direct investment, water and sanitation, equality of opportunity, and natural resource management compared to respondents from other specializations.
  - Respondents from the macroeconomics and fiscal management sector had significantly *lower* ratings for the WBG's effectiveness in poverty reduction, water and sanitation, and rural development compared to respondents from other sectors.
- **Additional Comparisons:** Please note that a complete breakdown of respondents' effectiveness ratings for the WBG's work across all development areas can be found in the Appendix. In addition to the aggregate mean ratings for each area, respondents who indicated that they "Don't Know" are reported in Appendix A (see page 74), suggesting that primarily informed stakeholders responded to these questions. Additional breakdowns by geographic locations can be found in Appendix C (see page 112).

## VI. Sectors: Importance and Effectiveness (continued)

### Effectiveness of Specific Areas: Year Comparison

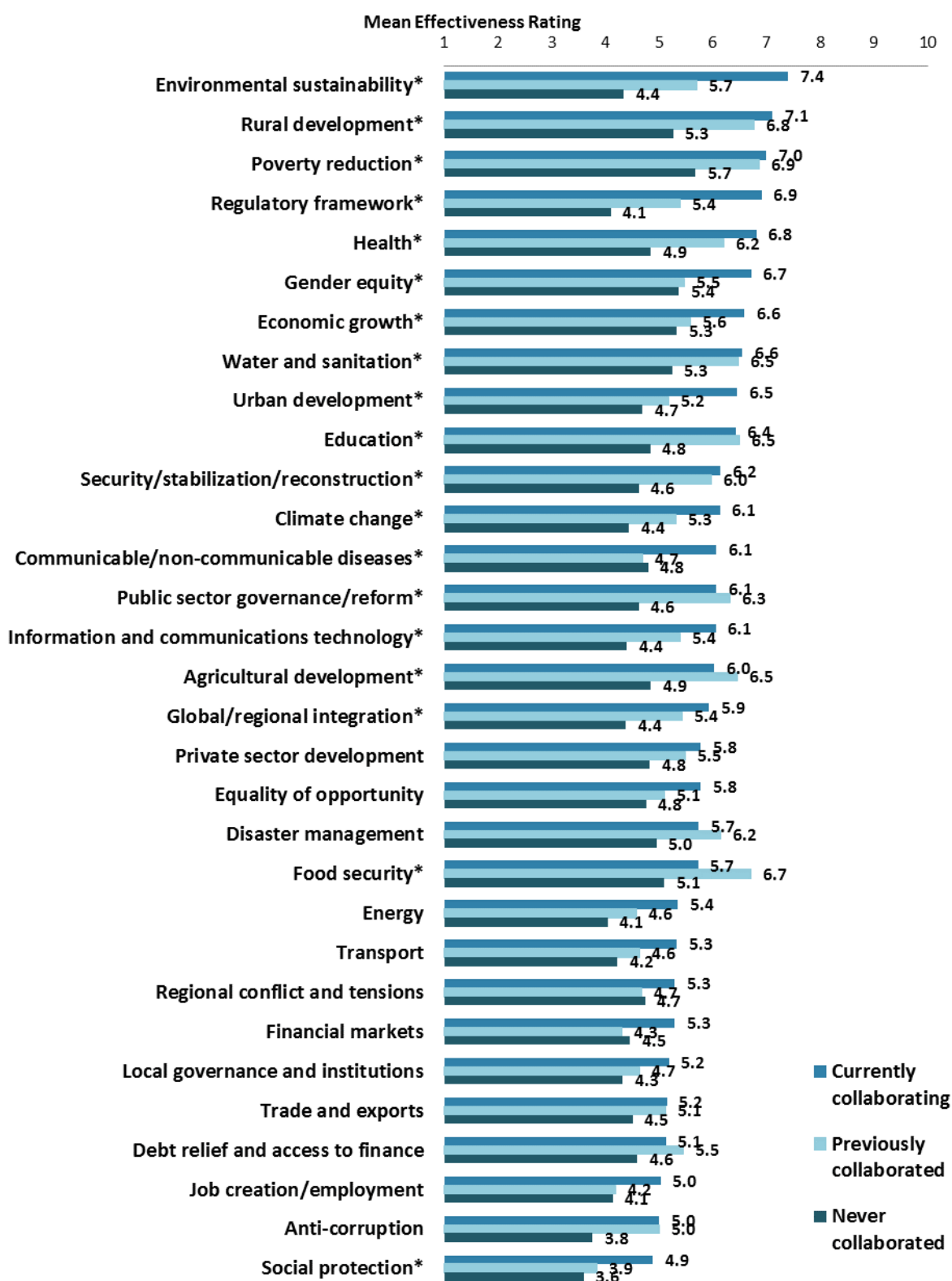
- **Year Comparison:** Respondents in this year's country survey gave higher ratings for the WBG's effectiveness across all areas compared to FY '12 respondents. Those differences that reached statistical significance are indicated in the chart. A full breakdown of effectiveness ratings across country surveys can be found in Appendix F (see page 163).



"How EFFECTIVE do you believe the World Bank Group is in terms of the work it does in the following areas of development in Sudan?" (1-"Not effective at all", 10-"Very effective")  
(\*Significantly different between FY15 and FY12)

## VI. Sectors: Importance and Effectiveness (continued)

### Effectiveness of Specific Areas: Collaboration



"How EFFECTIVE do you believe the World Bank Group is in terms of the work it does in the following areas of development in Sudan?" (1-"Not effective at all", 10-"Very effective")  
 (\*Significantly different across levels of collaboration)

## VI. Sectors: Importance and Effectiveness (continued)

### Effectiveness of Specific Areas: Collaboration (continued)

#### ▪ *Collaboration:*

- Respondents who are currently collaborating with the WBG had the highest ratings for the WBG's effectiveness in information and communications technology, law and justice, urban development, environmental sustainability, regulatory framework, economic growth, health, and climate change whereas respondents who never collaborated with the WBG had significantly lower ratings and respondents who had previously collaborated with the WBG fell in between.
- Respondents who are currently collaborating with the WBG had significantly higher ratings for the WBG's effectiveness in communicable/non-communicable diseases, gender equity, and social protection compared to respondents who never collaborated and those who had previously collaborated with the WBG.
- Respondents who are currently collaborating with the WBG and those who had previously collaborated with the WBG had significantly higher ratings for the WBG's effectiveness in poverty reduction, water and sanitation, public sector governance/reform, rural development, global/regional integration, education, and security/stabilization/reconstruction compared to respondents who never collaborated with the WBG.
- Respondents who had previously collaborated with the WBG had the highest ratings for the WBG's effectiveness in food security and agricultural development whereas respondents who never collaborated with the WBG had significantly lower ratings and respondents who are currently collaborating with the WBG fell in between.
- A full breakdown of effectiveness ratings across levels of collaboration can be found in Appendix D (see page 129).

## VI. Sectors: Importance and Effectiveness (continued)

### Drivers of Effectiveness

To determine the key drivers of respondents' ratings of the World Bank Group's overall effectiveness and ratings of its ability to help achieve development results in Sudan, bivariate correlational analyses were conducted using respondents' ratings of the thirty-six specific areas of effectiveness.

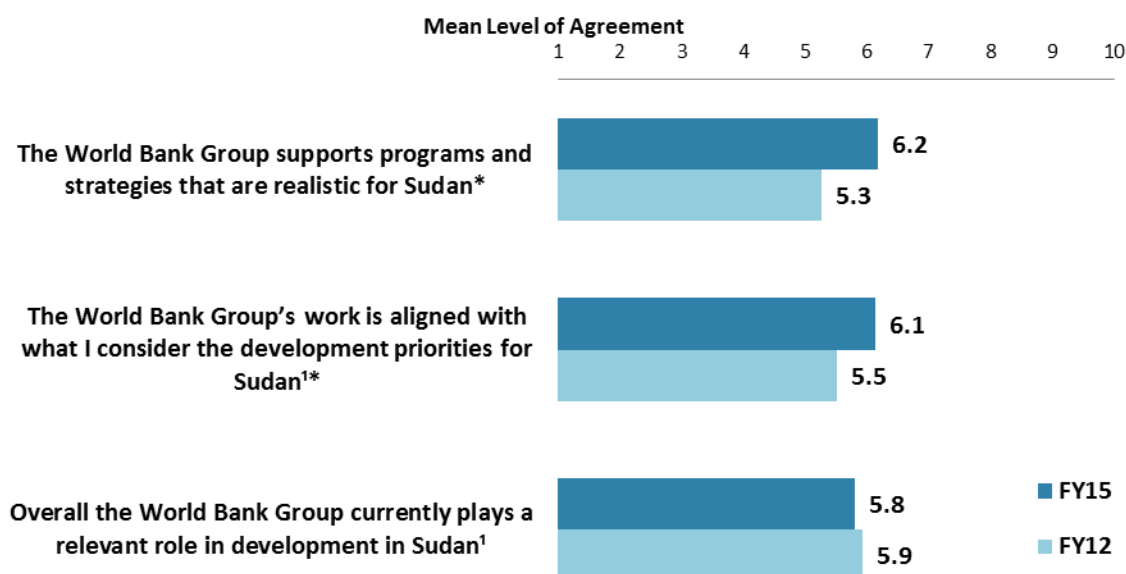
Correlational analyses, however, are not able to tell us exactly what is causing respondents' ratings of the WBG's overall effectiveness or ratings of its ability to help achieve development results. Rather, these analyses tell us that as ratings of effectiveness in one area increase, respondents' ratings of the WBG's overall effectiveness increase, or as ratings of effectiveness in one area increase, ratings of the WBG's ability to help achieve development results increase. Thus, it can be inferred that respondents' perceptions of effectiveness in one specific area are related to, or drive, respondents' perceptions of the WBG's overall effectiveness or perceptions of the WBG's ability to help achieve development results.

- Overall Effectiveness: Those specific areas with the highest Pearson Product-Moment correlations were determined to be the most closely related to perceptions of the WBG's overall effectiveness, suggesting that ratings of effectiveness in those specific areas are drivers of perceptions of the WBG's overall effectiveness in Sudan. The areas determined to be key drivers from these analyses were:
  - The WBG's effectiveness at environmental sustainability;
  - The WBG's effectiveness at job creation/employment;
  - The WBG's effectiveness at education; and
  - The WBG's effectiveness at security/stabilization/reconstruction.
- Achieving Development Results: Those specific areas with the highest Pearson Product-Moment correlations were determined to be the most closely related to perceptions of the WBG's ability to help achieve development results in Sudan, suggesting that ratings of effectiveness in those specific areas are drivers of perceptions of the WBG's ability to help achieve development results. The areas determined to be key drivers from these analyses were:
  - The WBG's effectiveness at job creation/employment;
  - The WBG's effectiveness at debt relief and access to finance;
  - The WBG's effectiveness at equality of opportunity; and
  - The WBG's effectiveness at food security.

## VII. How the World Bank Group Operates

### The World Bank Group's Work in Sudan

- **Year Comparison:** Respondents in this year's country survey had significantly higher levels of agreement for the WBG's strategies being realistic for Sudan and the WBG's alignment with development priorities in Sudan compared to respondents from the FY '12 country survey. Respondents in this year's country survey and the FY '12 country survey had statistically similar levels of agreement regarding the WBG's relevance to development.
- **Stakeholders:**
  - Employees of ministries and respondents from PMUs/Consultants on WBG projects and local government had the highest levels of agreement for the WBG's alignment with development priorities whereas respondents from bilateral/ multilateral agencies and academia had significantly lower levels of agreement.
  - Employees of ministries and respondents from PMUs/Consultants on WBG projects had the highest levels of agreement for the WBG's strategies being realistic for Sudan whereas respondents from bilateral/ multilateral agencies and the private sector had significantly lower levels of agreement.
- **Gender:** Female respondents had significantly higher levels of agreement for the WBG's strategies being realistic, the WBG's alignment with development priorities, and the WBG's relevance to development in Sudan compared to male respondents.



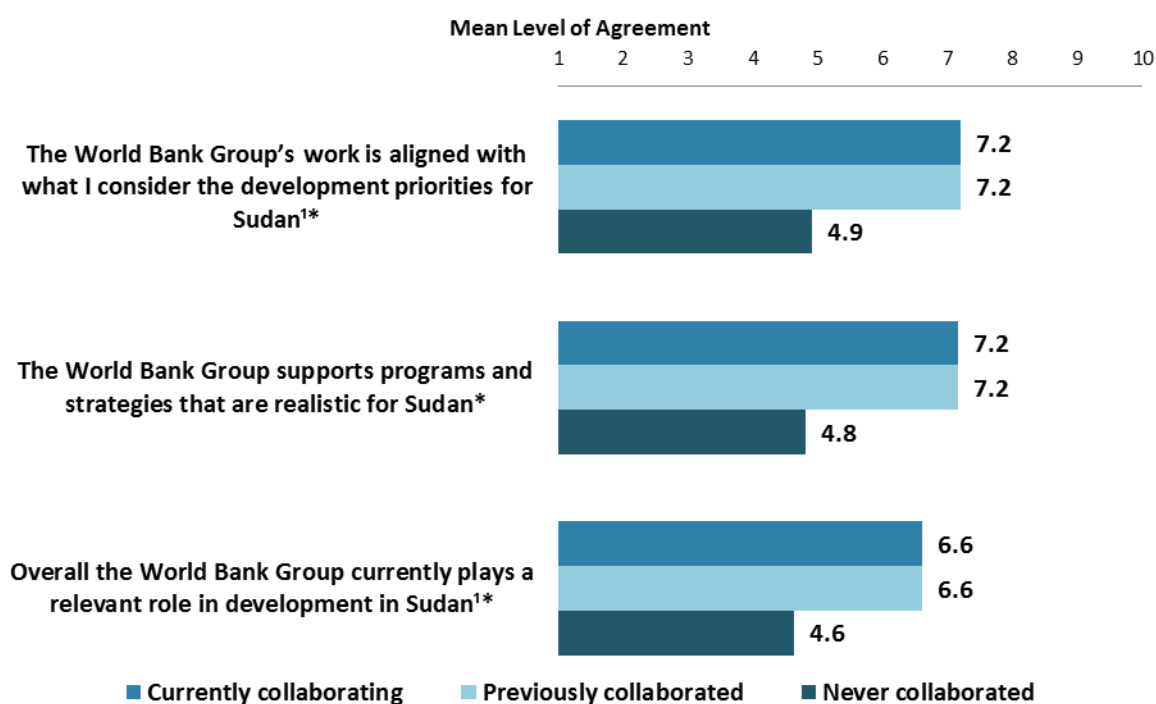
"To what extent do you agree with the following statements about the World Bank Group's work in Sudan?" (1-"Strongly disagree", 10-"Strongly agree")  
 (\*Significantly different between FY15 and FY12) ¹Indicator Question



## VII. How the World Bank Group Operates (continued)

### The World Bank Group's Work in Sudan: Collaboration

- **Collaboration:** Respondents who had never collaborated with the WBG had significantly *lower* levels of agreement for the WBG's alignment with development priorities, the WBG's strategies being realistic for Sudan, and the WBG's relevance to development in Sudan compared to respondents who currently collaborate or had previously collaborated with the WBG.

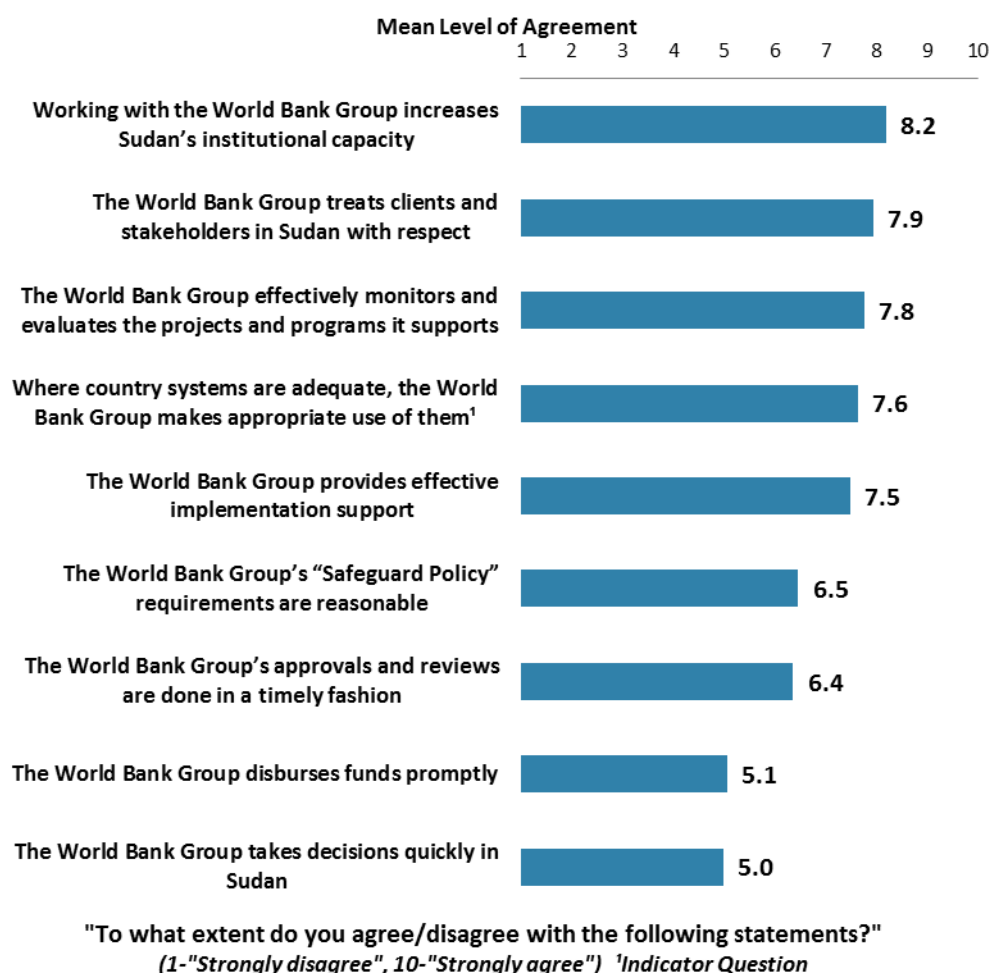


"To what extent do you agree with the following statements about the World Bank Group's work in Sudan?" (1-"Strongly disagree", 10-"Strongly agree")  
 (\*Significantly different across levels of collaboration) <sup>1</sup>Indicator Question

## VII. How the World Bank Group Operates (continued)

### Overall Perceptions

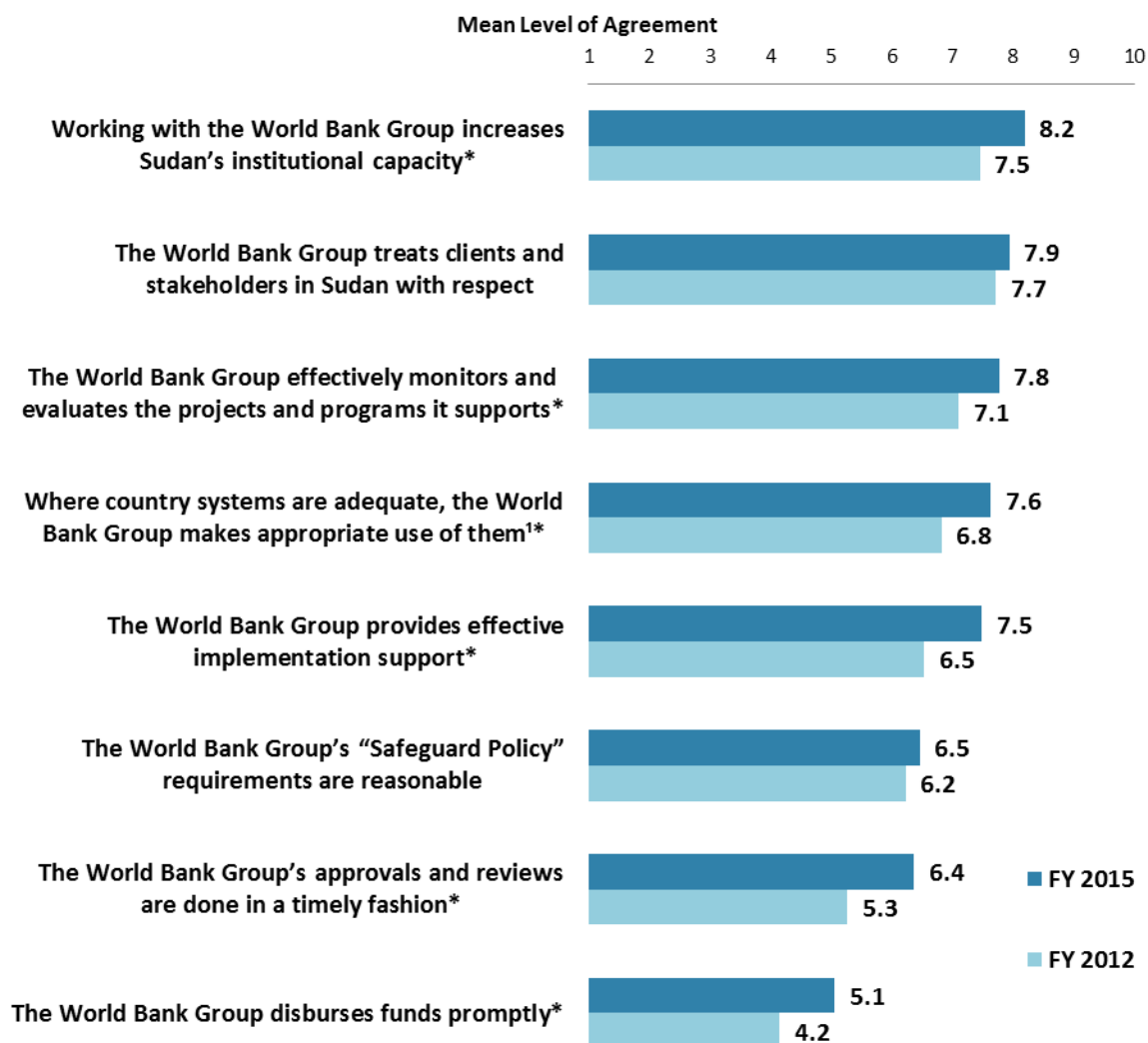
- **Stakeholders:** There were significant stakeholder group differences across most of these aspects of how the WBG operates. For the most part, employees of ministries and respondents from local government tended to have the highest levels of agreement for these aspects whereas respondents from bilateral/multilateral agencies, private sector, and academia tended to have significantly lower levels of agreement. A full breakdown of these ratings by stakeholder groups can be found in Appendix B (see page 89).
- **Gender:** Female respondents tended to have significantly higher levels of agreement across most of these aspects compared to male respondents. A full breakdown of these ratings by gender can be found in Appendix E (see page 146).



## VII. How the World Bank Group Operates (continued)

### Overall Perceptions: Year Comparison

- **Year Comparison:** Respondents in this year's country survey had higher levels of agreement for these aspects of how the WBG operates compared to FY '12 respondents. Those differences that reached statistical significance are indicated in the chart.

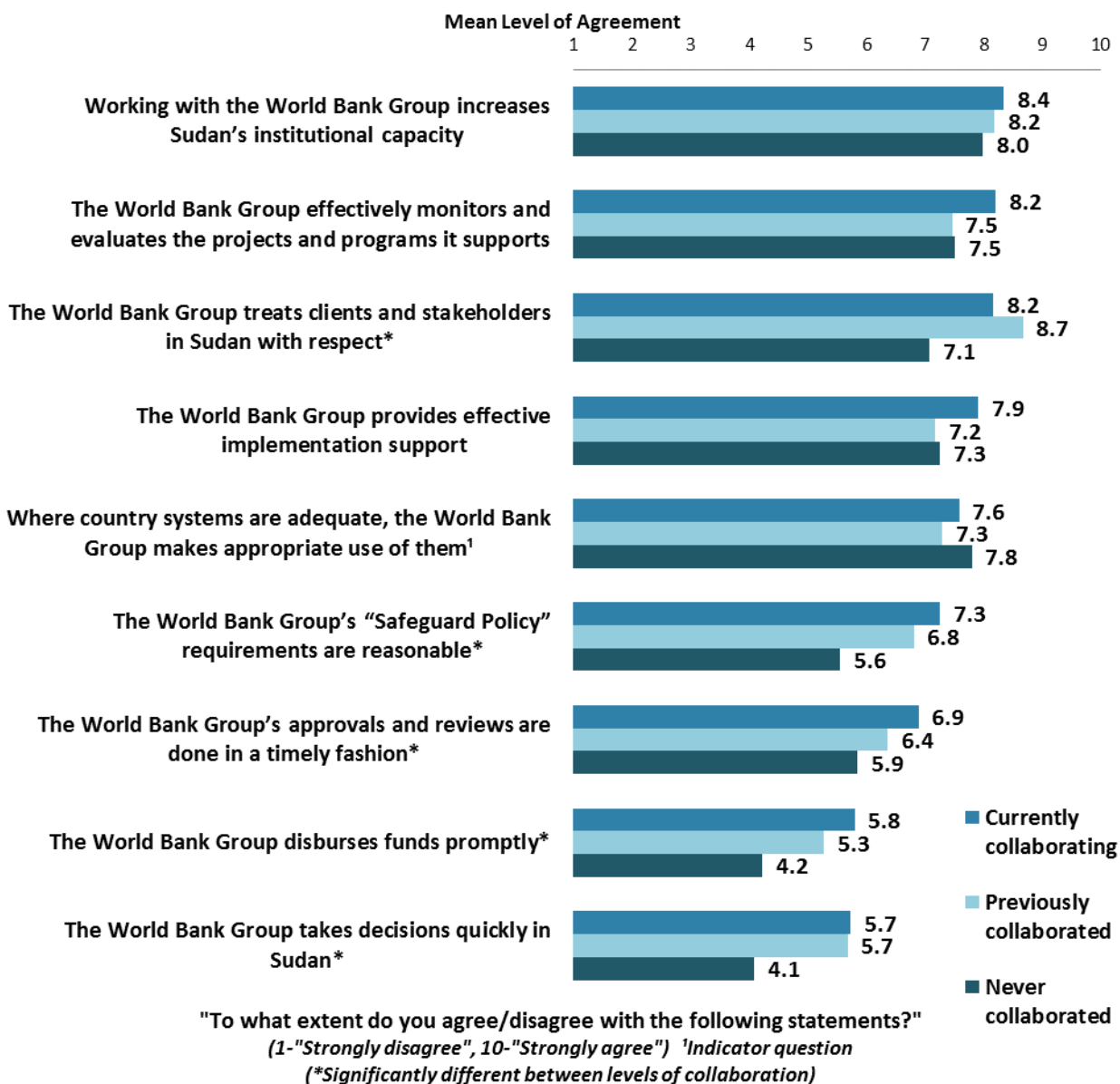


"To what extent do you agree/disagree with the following statements?"  
(1-"Strongly disagree", 10-"Strongly agree") *Indicator question*  
(\*Significantly different between FY15 and FY12)

## VII. How the World Bank Group Operates (continued)

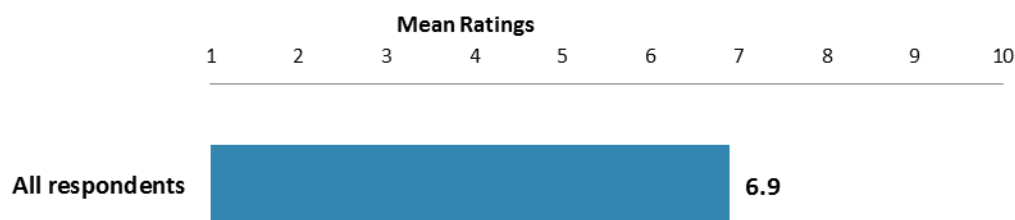
### Overall Perceptions: Collaboration

- **Collaboration:** Respondents who currently collaborate with the WBG tended to have higher levels of agreement for these aspects of how the WBG operates in Sudan compared to respondents who previously collaborated or never collaborated with the WBG. Those comparisons that reached statistical significance are indicated in the chart.



## VII. How the World Bank Group Operates (continued)

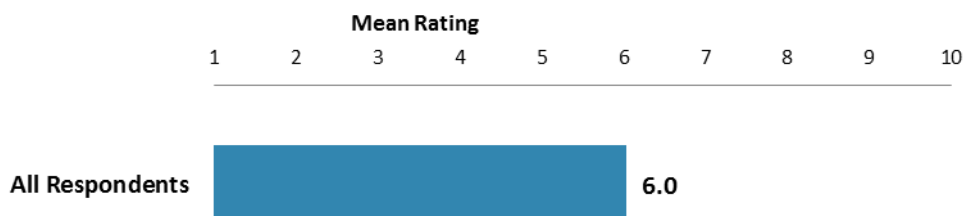
### WBG Promoting Private Public Partnerships



"To what extent do you believe that the World Bank Group's work helps to find solutions that promote private public partnerships in Sudan?"  
(1-"To no degree at all", 10-"To a very significant degree")

### Measuring and Correcting in Real Time

- **Collaboration:** Respondents who currently collaborate with the WBG had the highest ratings that the WBG measures and corrects its work in real time in Sudan (mean rating = 6.7) whereas respondents who had never collaborated with the WBG had significantly lower ratings (mean rating = 5.2) and those who had previously collaborated were in between (mean rating = 6.3).
- **Gender:** Female respondents had significantly higher ratings that the WBG measures and corrects its work in real time in Sudan (mean rating = 8.1) compared to male respondents (mean rating = 5.6).

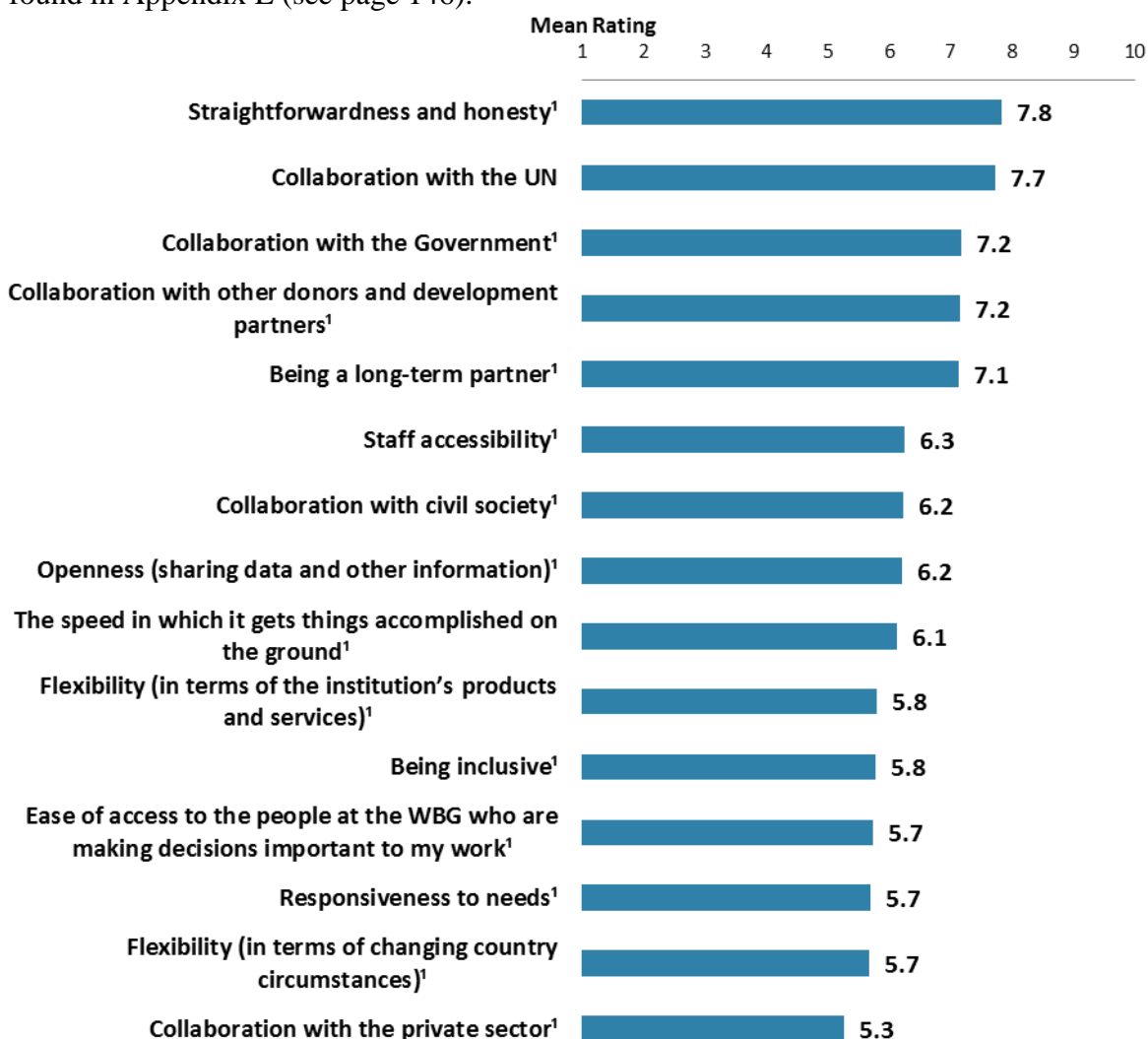


"To what extent do you believe the World Bank Group measures and corrects its work in real time in Sudan?" (1-"To no degree at all", 10-"To a very significant degree")

## VII. How the World Bank Group Operates (continued)

### The World Bank Group as an Effective Development Partner

- **Stakeholders:** There were significant stakeholder group differences across several of these aspects of the WBG being an effective development partner in Sudan. For the most part, employees of ministries and respondents from PMUs/Consultants on WBG projects and local government tended to have the highest ratings for these aspects whereas respondents from bilateral/multilateral agencies, the financial sector/private banks, and academia tended to have significantly lower ratings. A full breakdown of these ratings by stakeholder groups can be found in Appendix B (see page 89).
- **Locations:** Respondents from other areas had significantly higher ratings for the WBG's collaboration with the Government (mean rating = 7.8) compared to respondents from Central Sudan (mean rating = 6.9). A full breakdown of these ratings by locations can be found in Appendix C (see page 112).
- **Gender:** Female respondents tended to have significantly higher ratings across most of these aspects compared to male respondents. A full breakdown of these ratings by gender can be found in Appendix E (see page 146).

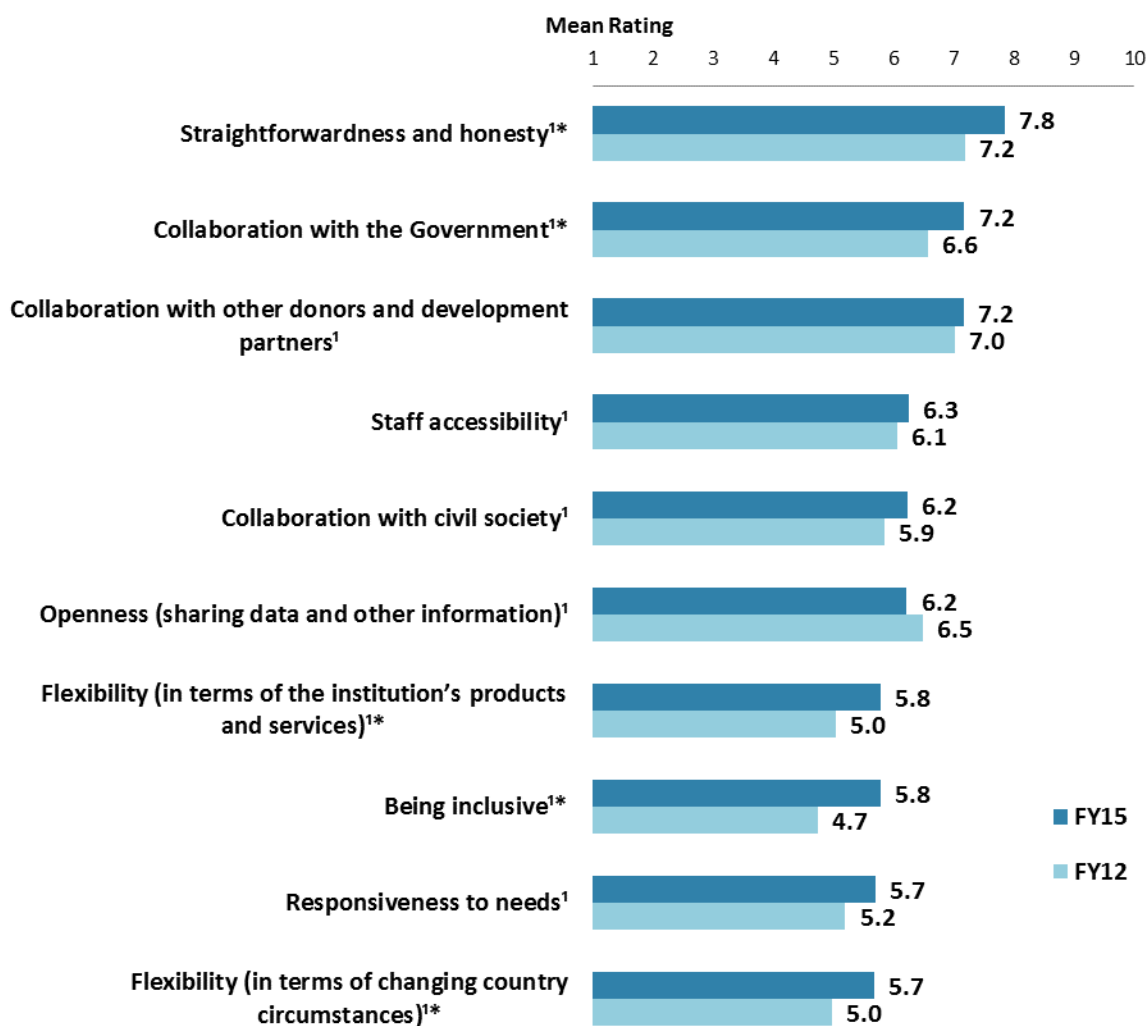


"To what extent is the World Bank Group an effective development partner in Sudan, in terms of each of the following?" (1-"To no degree at all", 10-"To a very significant degree") <sup>1</sup>Indicator Question

## VII. How the World Bank Group Operates (continued)

### The World Bank Group as an Effective Development Partner: Year Comparison

- **Year Comparison:** Compared to respondents from the FY '12 country survey, respondents in this year's country survey gave higher ratings for nearly all aspects of the WBG as an effective development partner. Those differences that reached statistical significance are indicated in the chart.



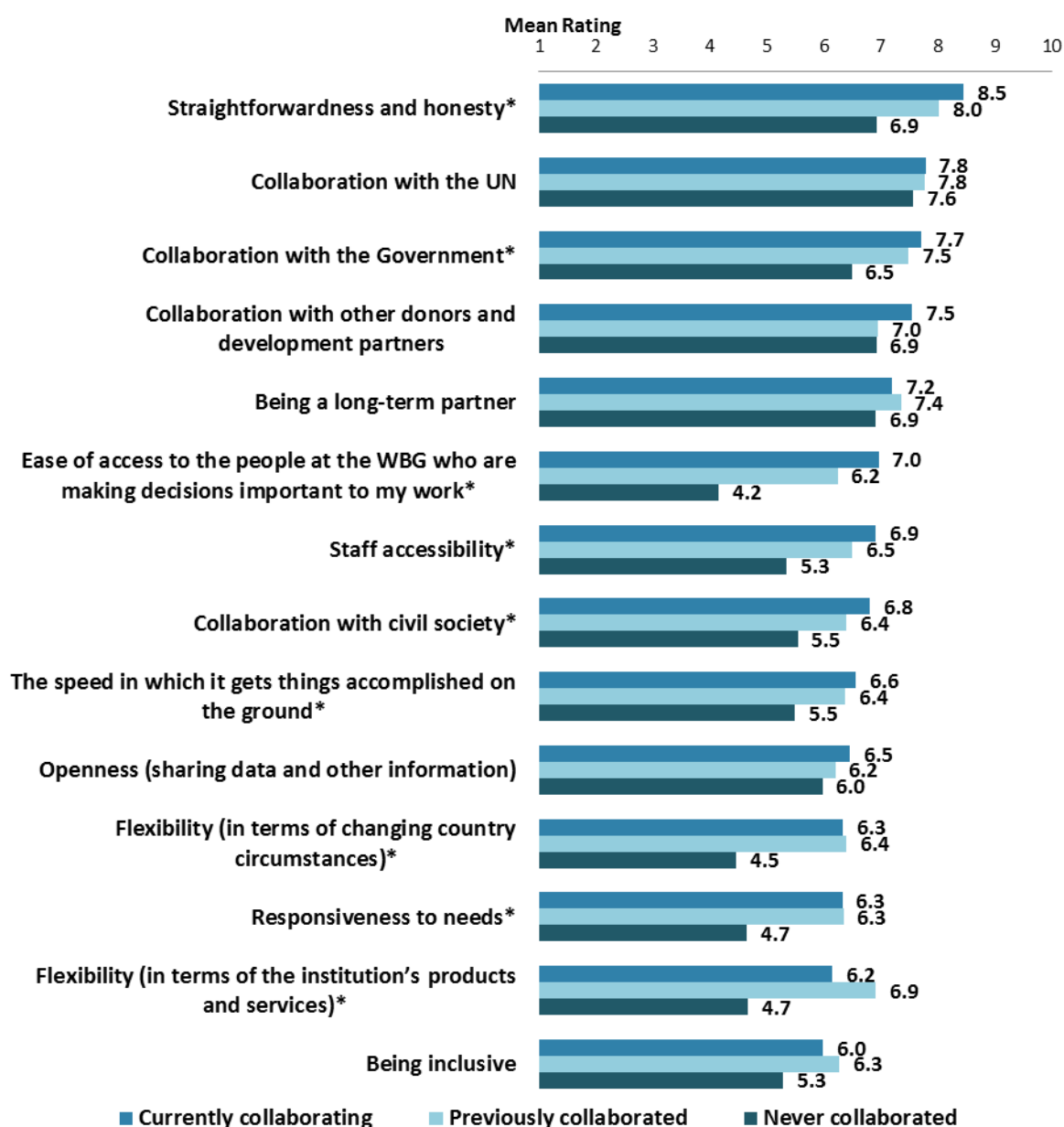
"To what extent is the World Bank Group an effective development partner in Sudan in terms of each of the following?" (1-"To no degree at all", 10-"To a very significant degree")

(\*Significantly different between FY15 and FY12) <sup>1</sup>Indicator Question

## VII. How the World Bank Group Operates (continued)

### The World Bank Group as an Effective Development Partner: Collaboration

- **Collaboration:** Respondents who currently collaborate with the WBG or who had previously collaborated tended to have higher ratings for these aspects of the WBG as an effective development partner in Sudan compared to respondents who had never collaborated with the WBG. Those comparisons that reached statistical significance are indicated in the chart below.

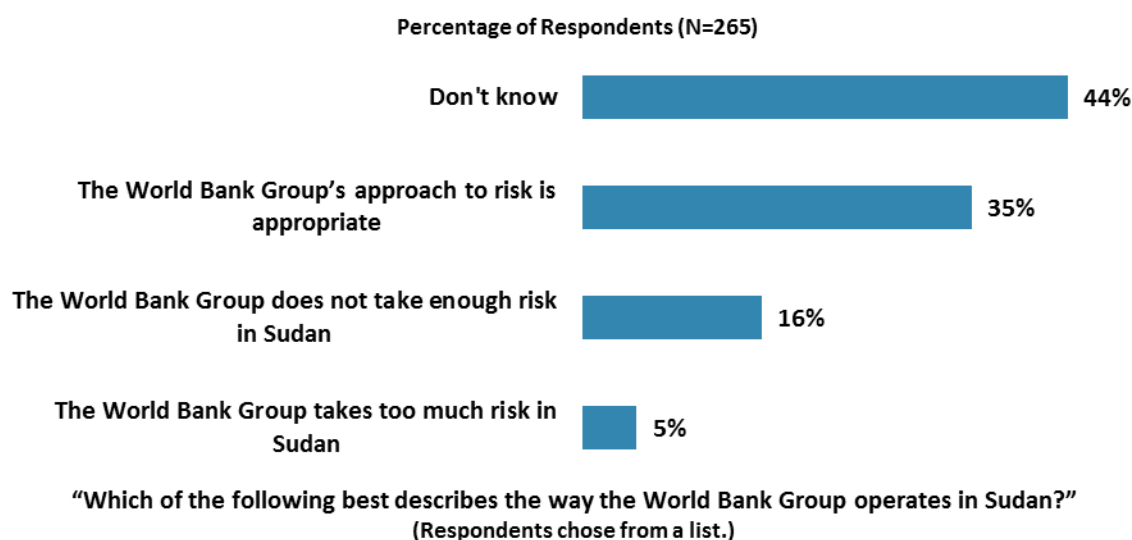


"To what extent is the World Bank Group an effective development partner in Sudan in terms of each of the following?" (1-"To no degree at all", 10-"To a very significant degree")  
 (\*Significantly different across levels of collaboration) 'Indicator Question



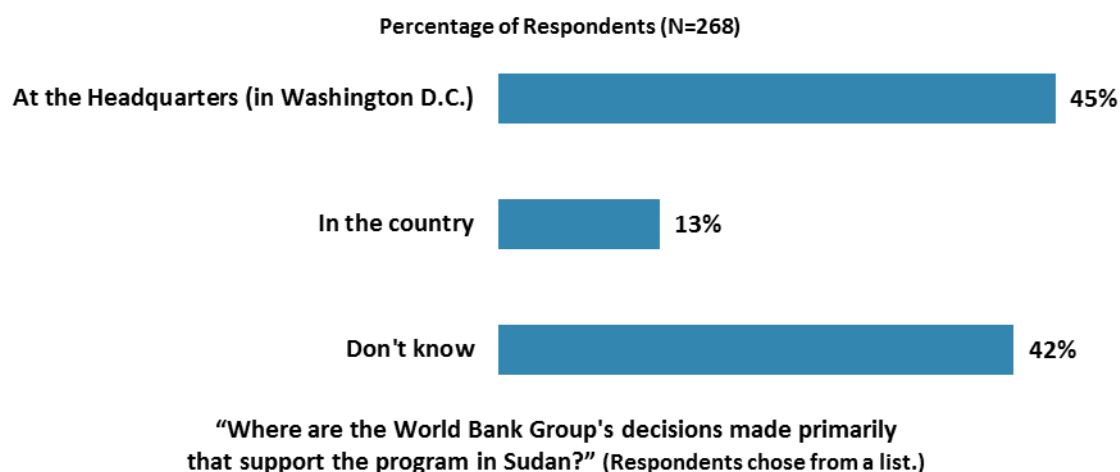
## VII. How the World Bank Group Operates (continued)

### Risk-Taking



### Where Decisions are Made

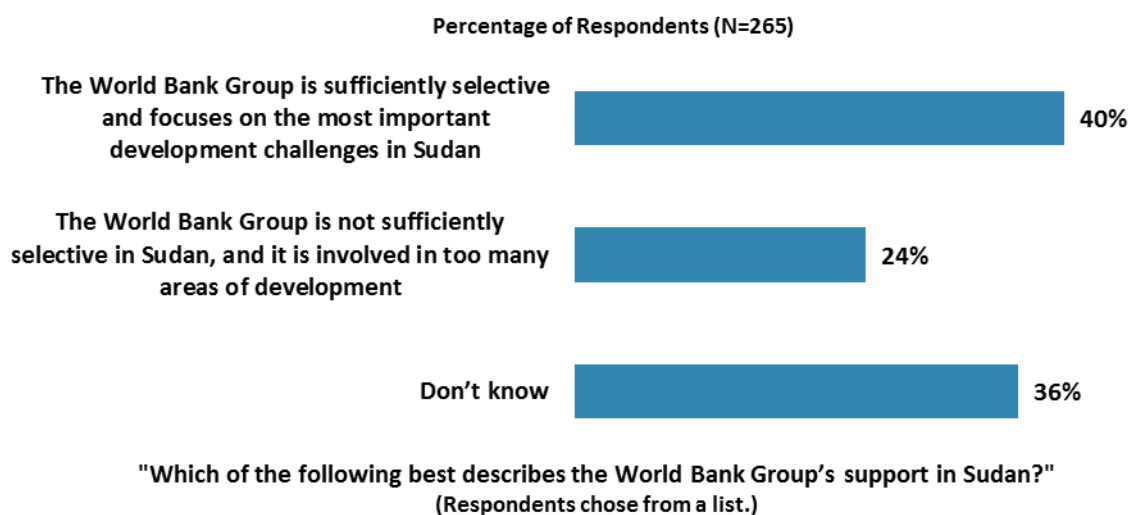
- **Gender:** Male respondents were significantly more likely to indicate that the WBG's decisions are made primarily at Headquarters (50%) compared to female respondents (30%).



## VII. How the World Bank Group Operates (continued)

### Selectivity of the WBG's Support

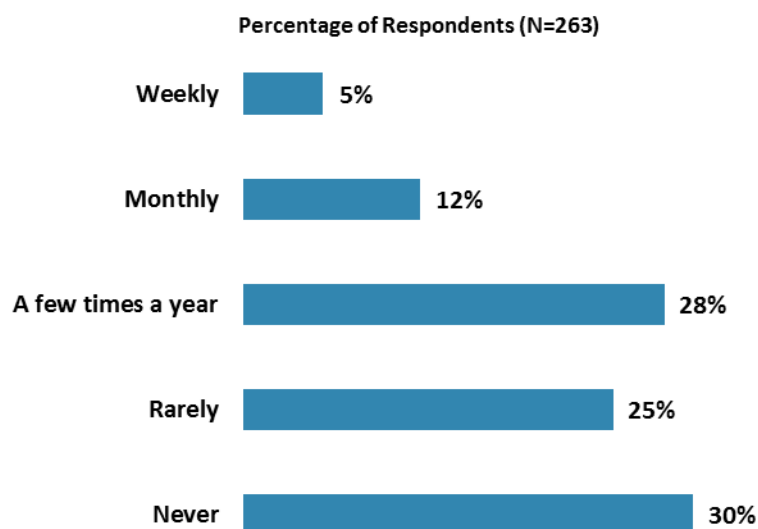
- **Stakeholders:** A plurality of respondents across most stakeholder groups indicated that the WBG is sufficiently selective, except pluralities of respondents from the private sector, NGOs/CBOs, academia, and other organizations who were more likely to say that they don't know.
- **Collaboration:** A majority of respondents who currently collaborate with the WBG indicated that the WBG is sufficiently selective whereas pluralities of respondents who had previously collaborated with the WBG and who had never collaborated were more likely to say that they don't know.



## VIII. World Bank Group Knowledge and Instruments

### Frequency of Consulting World Bank Group Knowledge Work and Activities

- **Year Comparison:** Respondents from the FY '12 country survey indicated significantly more frequent usage of the WBG's knowledge work and activities (20% indicated weekly or monthly usage; 10% never) compared to respondents in this year's country survey (17% indicated weekly or monthly usage; 30% never).
- **Stakeholders:** Respondents from PMUs/Consultants on WBG projects indicated the most frequent usage of the WBG's knowledge work and activities (46% indicated weekly or monthly usage) whereas respondents from the financial sector/private banks indicated significantly less frequent usage (86% indicated never).
- **Collaboration:** Respondents who currently collaborate with the WBG or had previously collaborated with the WBG indicated the most frequent usage of the WBG's knowledge work and activities (30% indicated weekly or monthly usage) whereas respondents who had never collaborated with the WBG indicated significantly less frequent usage (48% indicated never).

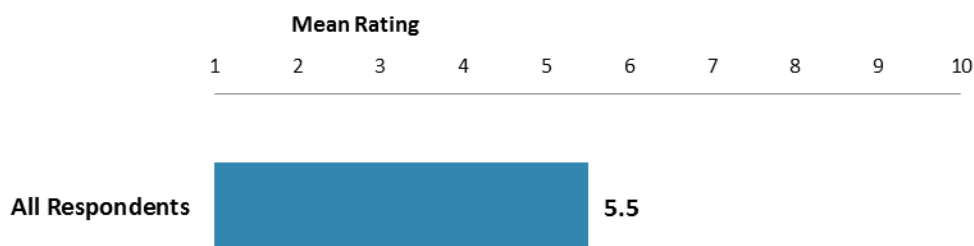


"How frequently do you consult World Bank Group knowledge work and activities in the work you do?" (Respondents chose from a list.) (Note: percentages may not total 100 due to rounding)

## VIII. World Bank Group Knowledge and Instruments (continued)

### Meeting Sudan's Knowledge Needs (*Indicator Question*)

- **Year Comparison:** Respondents in this year's country survey had statistically similar levels of agreement for the WBG meeting Sudan's needs for knowledge services (mean level of agreement = 5.5) compared to respondents from the FY '12 country survey (mean level of agreement = 5.0).
- **Stakeholders:** Respondents from local government had the highest levels of agreement for the WBG meeting Sudan's needs for knowledge services whereas respondents from the financial sector/private banks, NGOs/CBOs, academia, and other organizations had significantly lower levels of agreement.

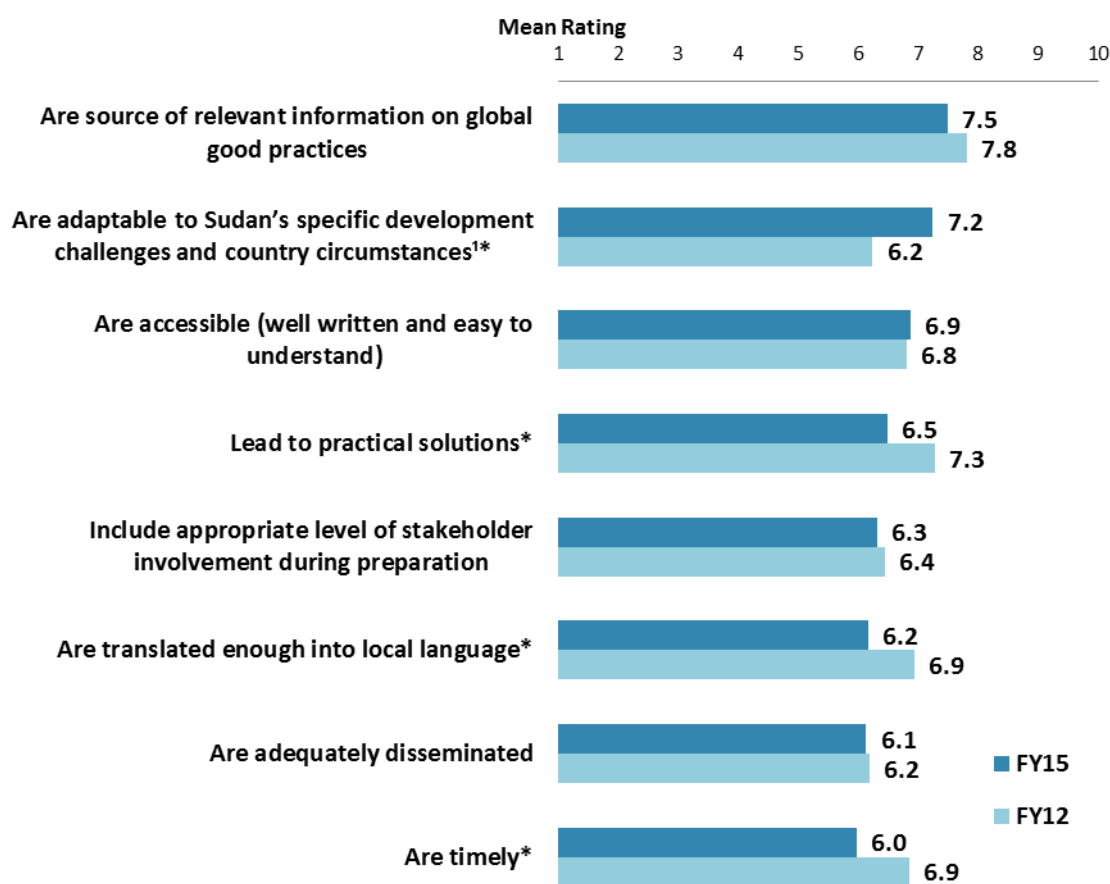


**"The World Bank Group meets Sudan's needs for knowledge services."**  
*(1-"Strongly disagree", 10-"Strongly agree")*

## VIII. World Bank Group Knowledge and Instruments (continued)

### Qualities of the WBG's Knowledge Work and Activities

- **Year Comparison:** Compared to FY '12 respondents, respondents in this year's country survey gave significantly higher ratings for some aspects of the WBG's knowledge work and activities, but significantly *lower* ratings for some of these aspects as well. Those differences that reached statistical significance are indicated in the chart.
- **Stakeholders:** Employees of ministries and respondents from local government had the highest ratings for stakeholder involvement and leading to practical solutions whereas respondents from academia had significantly lower levels of agreement. Respondents from local government and the media had the highest ratings for being a source for global good practices whereas respondents from other organizations had significantly lower levels of agreement. A full breakdown of these ratings can be found in Appendix B (see page 89).
- **Collaboration:** Respondents who currently collaborate with the WBG or who had previously collaborated had significantly higher ratings for the WBG's knowledge work and activities being accessible compared to respondents who had never collaborated with the WBG. A full breakdown of these ratings can be found in Appendix D (see page 129).
- **Gender:** Female respondents had significantly higher ratings for all of these aspects of the WBG's knowledge work and activities compared to male respondents. A full breakdown of these ratings by gender can be found in Appendix E (see page 146).




"In Sudan, to what extent do you believe that the World Bank Group's knowledge work and activities:" (1-"To no degree at all", 10-"To a very significant degree") <sup>1</sup>Indicator Question  
 (\*Significantly different between between FY15 and FY12)

## VIII. World Bank Group Knowledge and Instruments (continued)

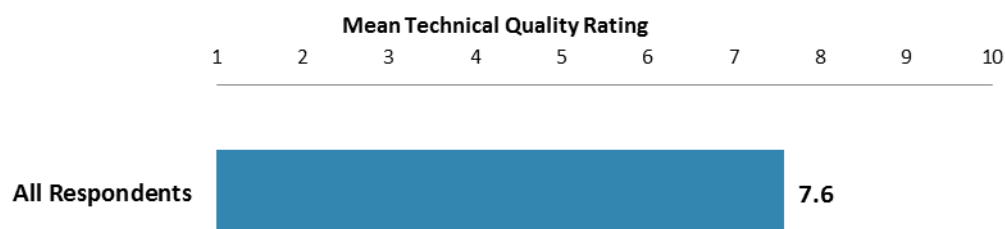
### Contribution of the WBG's Knowledge Work and Activities (*Indicator Question*)

- **Year Comparison:** Respondents in this year's country survey gave significantly higher ratings for the contribution of the WBG's knowledge work and activities (mean rating = 8.1) compared to respondents from the FY '12 country survey (mean rating = 7.0).
- **Stakeholders:** Respondents from the financial sector/private banks gave the highest ratings for the contribution of the WBG's knowledge work and activities whereas respondents from bilateral/multilateral agencies and academia gave significantly lower ratings.



### Technical Quality of the WBG's Knowledge Work and Activities (*Indicator Question*)

- **Year Comparison:** Respondents in this year's country survey gave statistically similar ratings for the technical quality of the WBG's knowledge work and activities (mean rating = 7.6) compared to respondents from the FY '12 country survey (mean rating = 7.8).

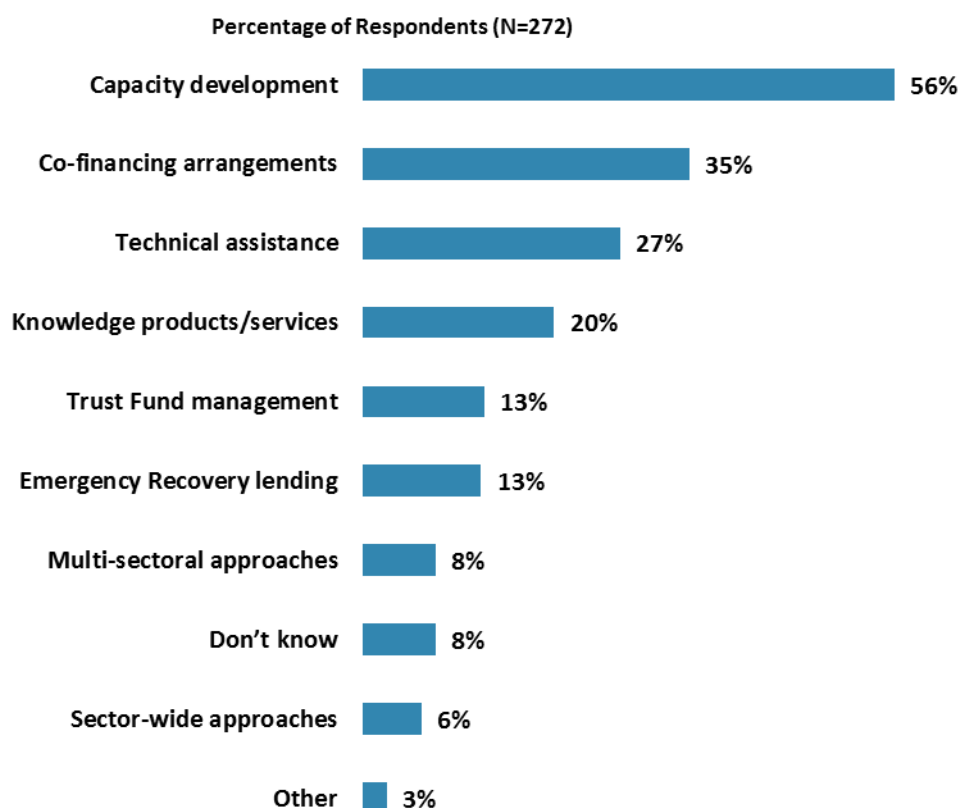


"Overall, how would you rate the technical quality of the World Bank Group's knowledge work and activities?" (1-"Very low technical quality", 10-"Very high technical quality")

## VIII. World Bank Group Knowledge and Instruments (continued)

### Most Effective Instruments in Reducing Poverty

- **Year Comparison:** Respondents from the FY '12 country survey indicated that capacity development (43%) and technical assistance (40%) were the WBG's most effective instrument in helping reduce poverty, followed by co-financing arrangements (31%).
- **Stakeholders:** Although respondents from most stakeholder groups indicated that capacity development was the WBG's most effective instrument in helping reduce poverty in Sudan, respondents from local government also indicated that the WBG's technical assistance was one of its most effective instruments and respondents from bilateral/multilateral agencies indicated that Trust Fund management and sector-wide approaches were the WBG's most effective instruments.
- **Collaboration:** Respondents who indicated that they currently collaborate with the WBG were significantly more likely to indicate that the WBG's technical assistance was one of its most effective instruments (40%) compared to respondents who had previously collaborated (22%) and those who had never collaborated with the WBG (21%).



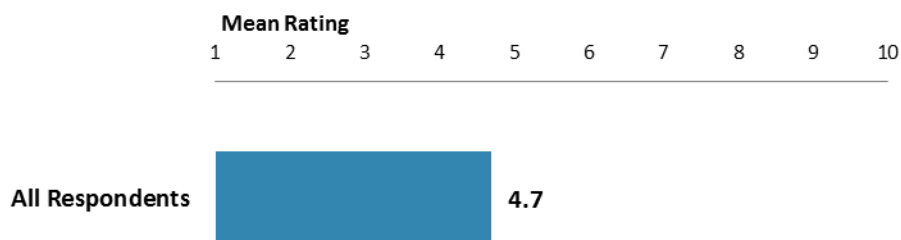
"Which World Bank Group's instruments do you believe are the MOST effective in reducing poverty in Sudan?" (Respondents chose from a list. Responses combined.)

## VIII. World Bank Group Knowledge and Instruments (continued)

### Meeting Sudan's Needs for Managing Trust Funds and Partnerships

#### (Indicator Question)

- **Year Comparison:** Respondents in this year's country survey had significantly higher levels of agreement for the WBG program of managing trust funds and partnerships meeting Sudan's needs (mean level of agreement = 4.7) compared to respondents from the FY '12 country survey (mean level of agreement = 3.9).
- **Stakeholders:** Respondents from the financial sector/private banks and local government had the highest levels of agreement for the WBG program of managing trust funds and partnerships meeting Sudan's needs whereas respondents from academia had significantly lower levels of agreement.



"The World Bank Group's program of managing trust funds and partnerships meets the needs of Sudan." (1-"Strongly disagree", 10-"Strongly agree")

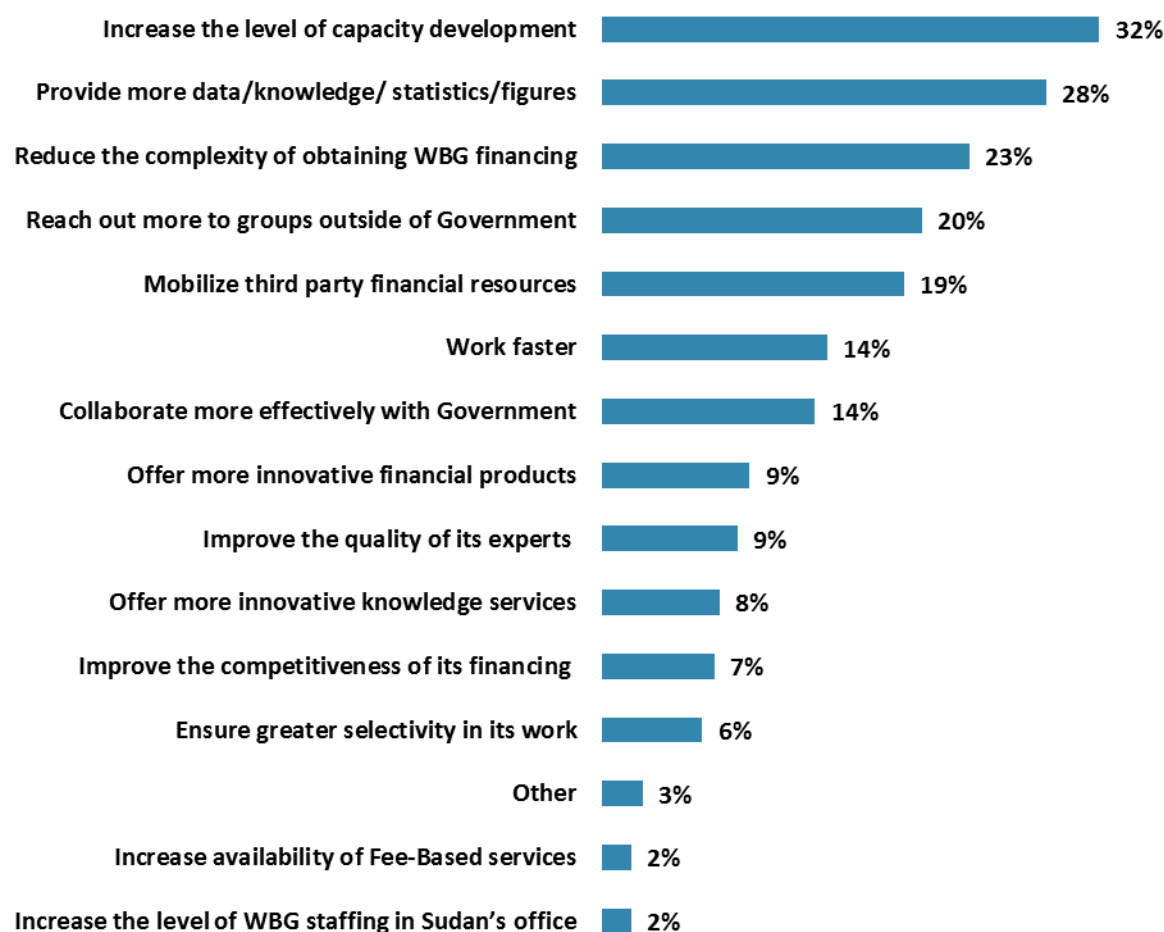


## IX. The Future Role of the World Bank Group in Sudan

### Making the World Bank Group of Greater Value

- **Year Comparison:** Respondents from the FY '12 country survey indicated that the WBG should reduce the complexity of obtaining Bank financing (55%), improve the quality of its experts as related to Sudan's specific challenges (41%), and provide more adequate data/knowledge/statistics/figures on Sudan's economy (25%) to make itself of greater value.
- **Stakeholders:** Although respondents from most stakeholder groups indicated that the WBG should increase the level of capacity development and provide more adequate data/knowledge/statistics/figures on Sudan's economy to make itself of greater value, respondents from NGOs/CBOs indicated that the WBG should reach out more to groups outside of government and respondents from the media and academia indicated that the WBG should reduce the complexity of obtaining WBG financing.
- **Collaboration:** Respondents who indicated that they currently collaborate with the WBG were significantly more likely to indicate that the WBG should increase the level of capacity development (54%) compared to respondents who had previously collaborated (31%) and those who had never collaborated with the WBG (17%), both of whom were more likely to indicate that the WBG should reduce the complexity of obtaining WBG financing (31% and 26%, respectively) compared to those who currently collaborate (13%).

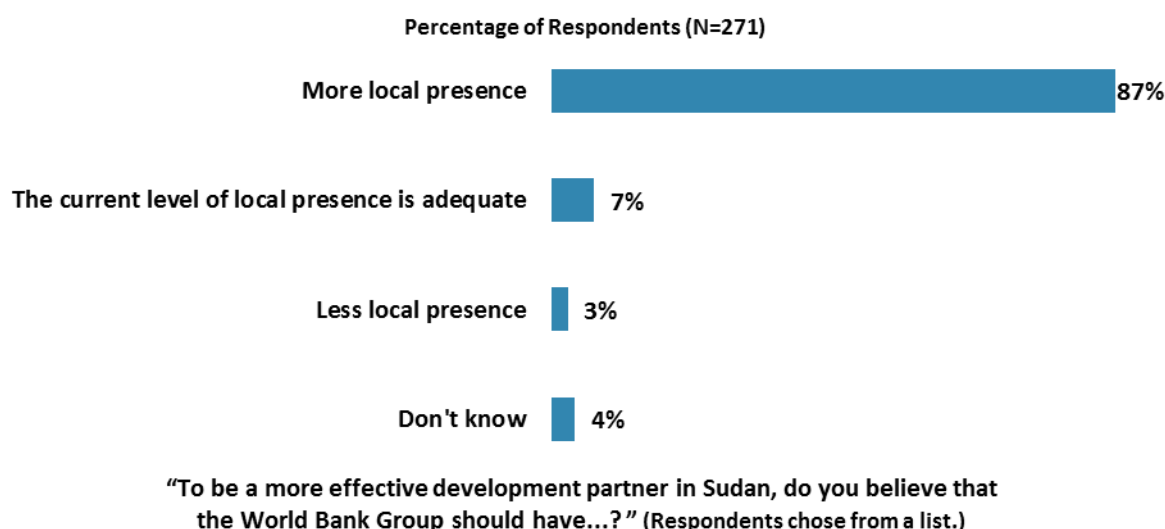
Percentage of Respondents (N=265)



"Which of the following SHOULD the World Bank Group do to make itself of greater value in Sudan?  
(Choose no more than TWO)" (Respondents chose from a list. Responses combined.)

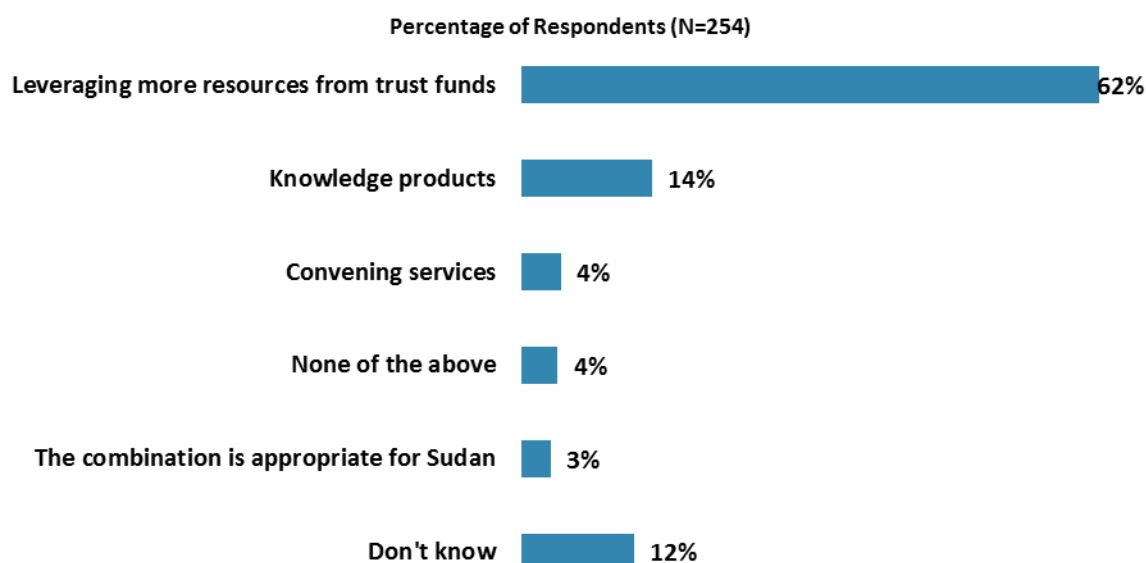
## IX. The Future Role of the World Bank Group in Sudan (continued)

### Local Presence in Sudan



### Focusing Services

- **Stakeholders:** Although a plurality of respondents from most stakeholder groups indicated that the WBG should leverage more resources from trust funds in Sudan, respondents from academia were significantly less likely to indicate this compared to other stakeholder groups.



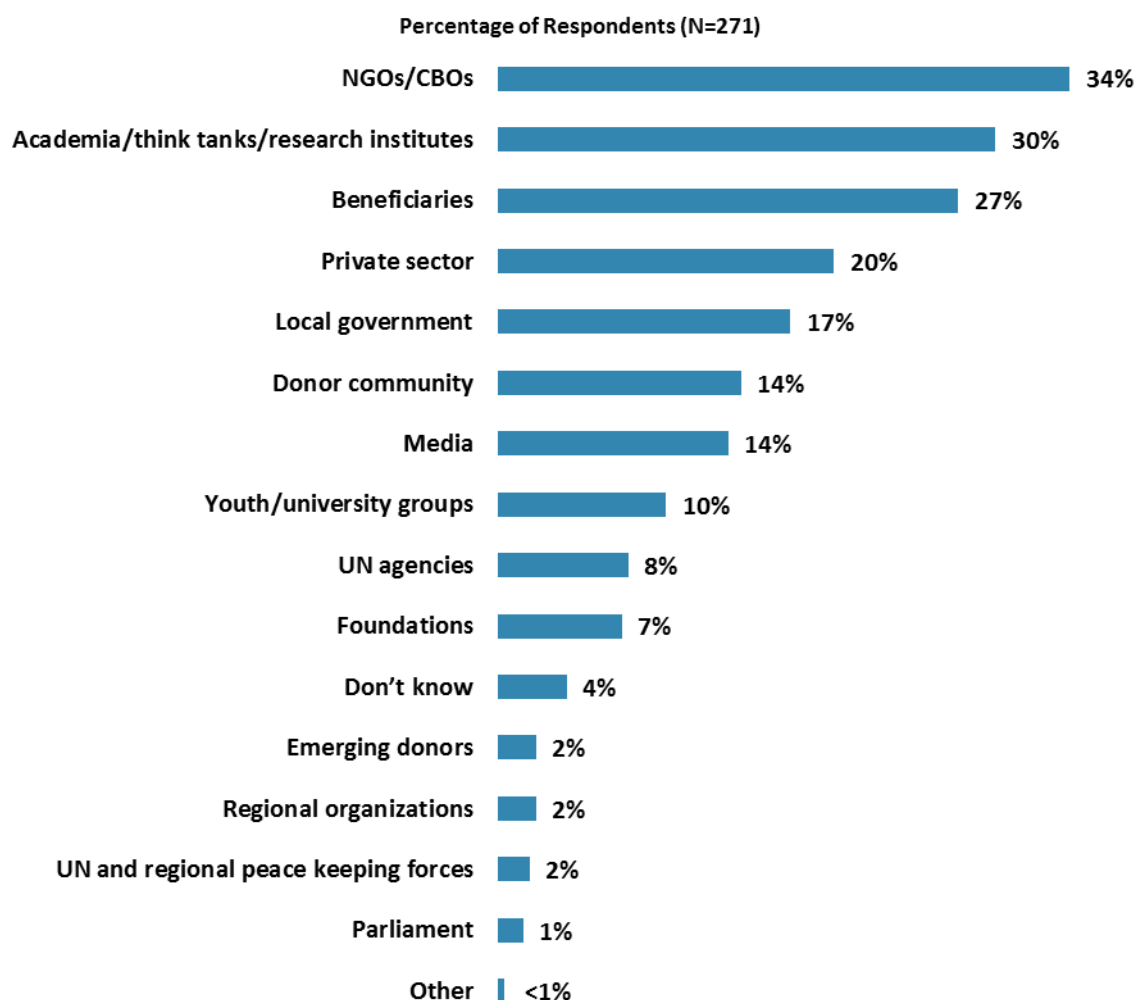
"When considering the combination of services that the World Bank Group offers in Sudan, and taking into account its limited level of resources, which ONE of the following do you believe the World Bank Group should offer more of in Sudan?" (Respondents chose from a list.)

(Note: percentages might not total 100 due to rounding)

## IX. The Future Role of the World Bank Group in Sudan (continued)

### Collaborating with Stakeholders in Sudan

- **Year Comparison:** Respondents from the FY '12 country survey indicated that the WBG should work more closely with CBOs (31%), beneficiaries (29%), academia/think tanks/research institutes (25%), local government (24%), and the private sector (23%) to ensure better development results in Sudan.
- **Stakeholders:** Although respondents from most stakeholder groups indicated that the WBG should work more with NGOs/CBOs, academia, and beneficiaries in Sudan, respondents from bilateral/multilateral agencies and the private sector were more likely to indicate that the WBG should work more with the private sector and respondents from the media were more likely to indicate that the WBG should work more with the media.

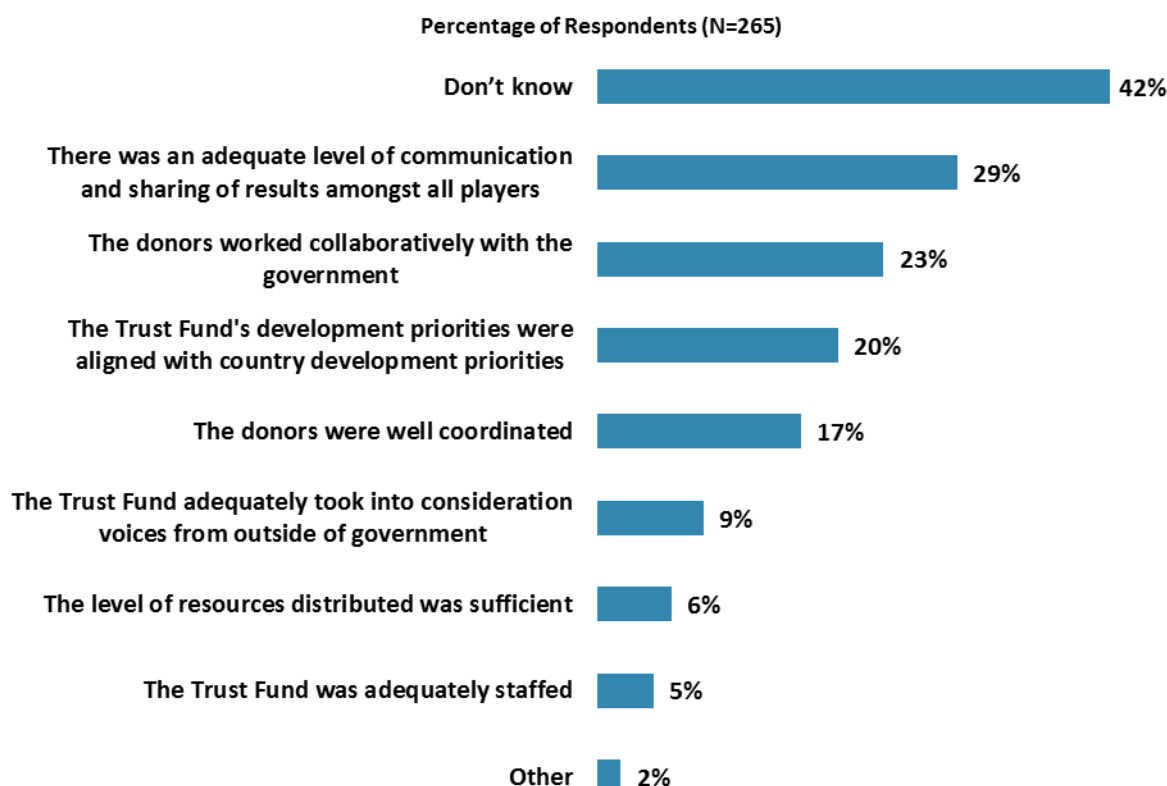


"In addition to the regular relations with the national government, which TWO of the following groups should the World Bank Group collaborate with more in your country?"  
(Respondents chose from a list. Responses combined.)

## IX. The Future Role of the World Bank Group in Sudan (continued)

### The Multi Partner/Donor Trust Fund in Sudan: Strengths

- **Year Comparison:** Respondents from the FY '12 country survey indicated that they either didn't know what the greatest strength was of the Multi Donor Trust Fund (37%) or that the greatest strengths were that the donors worked collaboratively with the government (30%) and that there was an adequate level of communication amongst players (30%).
- **Stakeholders:** Although respondents from most stakeholder groups indicated that they either didn't know what the greatest strength was of the Multi Donor Trust Fund or they indicated that there was an adequate level of communication amongst players, respondents from bilateral/multilateral agencies were more likely to indicate that the donors were well coordinated and that the Trust Fund's development priorities were aligned with country developmental priorities and respondents from local government were more likely to indicate that the donors worked collaboratively with the government and that the donors were well coordinated.

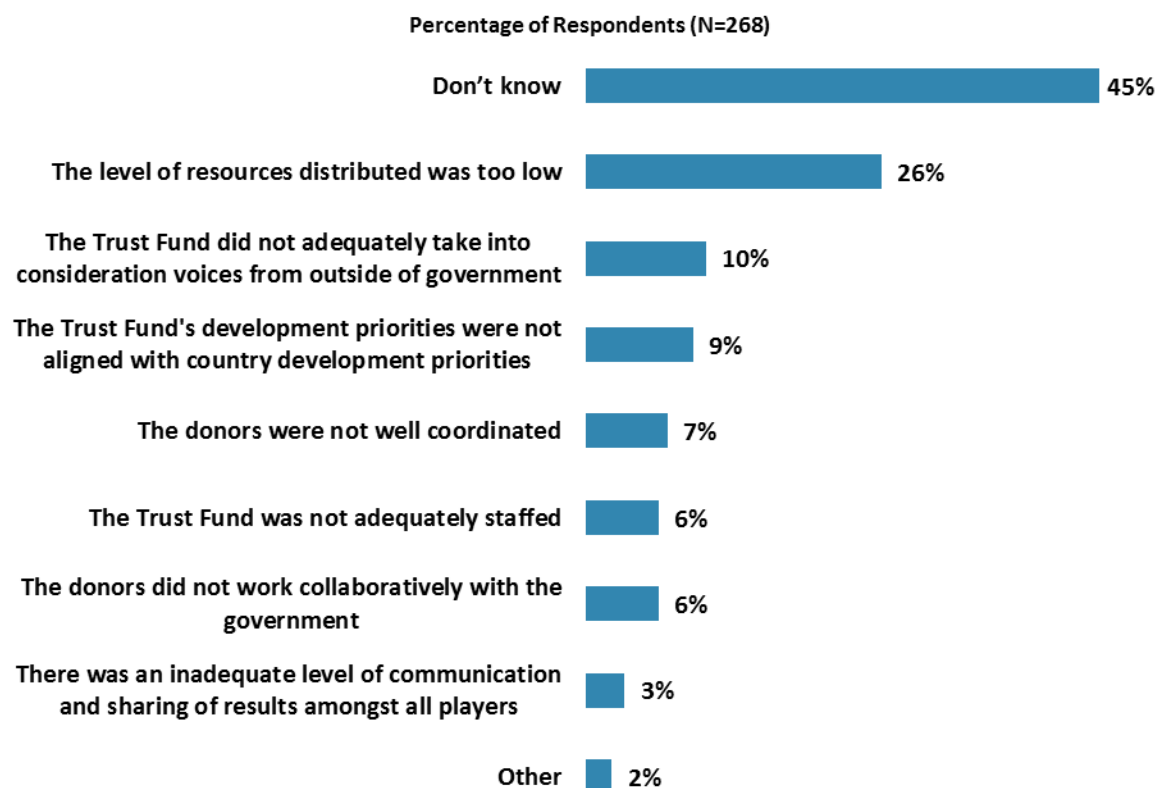


"Which of the following best describe what you consider the greatest STRENGTHS of the Multi Donor Trust Fund in Sudan? (Choose no more than TWO)" (Respondents chose from a list. Responses combined.)

## IX. The Future Role of the World Bank Group in Sudan (continued)

### The Multi Partner/Donor Trust Fund in Sudan: Weaknesses

- **Year Comparison:** Respondents from the FY '12 country survey indicated that the greatest weakness of the Multi Donor Trust Fund was that the level of resources was too low (43%) or that they didn't know (35%).
- **Stakeholders:** Although respondents from most stakeholder groups indicated that they either didn't know what the greatest weakness was of the Multi Donor Trust Fund or they indicated that the level of resources was too low, respondents from local government were more likely to indicate that the donors were not well coordinated.

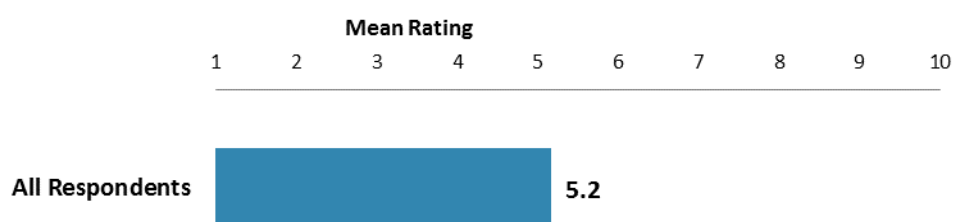


"Which of the following best describe what you consider the greatest WEAKNESSES of the Multi Donor Trust Fund in Sudan? (Choose no more than TWO)" (Respondents chose from a list. Responses combined.)

## IX. The Future Role of the World Bank Group in Sudan (continued)

### WBG Staffing in Sudan

- **Year Comparison:** Respondents from the FY '12 country survey had significantly higher ratings for the extent to which the WBG is adequately staffed in Sudan (mean rating = 6.4) compared to respondents in this year's country survey (mean rating = 5.2).
- **Gender:** Female respondents had significantly higher ratings for the extent to which the WBG is adequately staffed in Sudan (mean rating = 6.5) compared to male respondents (mean rating = 4.7).

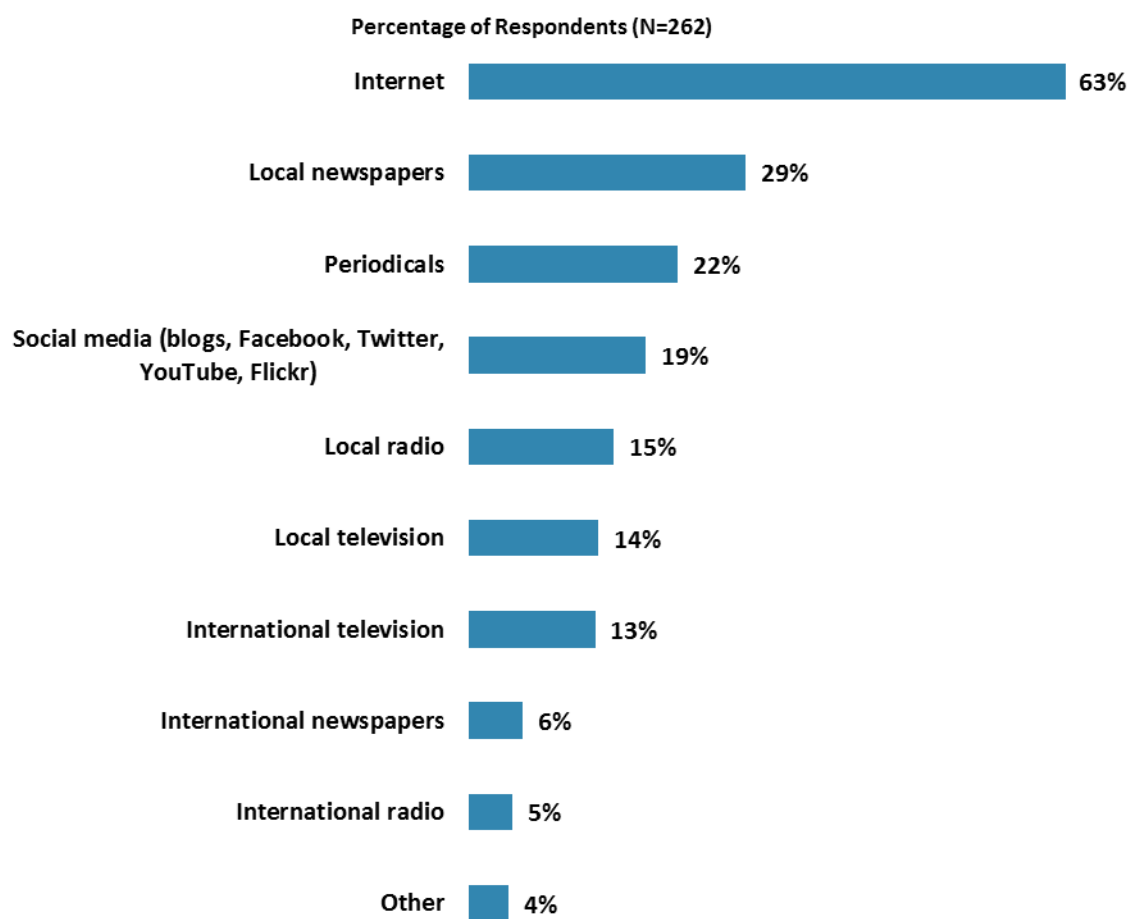


"To what extent do you believe the World Bank Group is adequately staffed in Sudan?"  
 (1-"To no degree at all", 10-"To a very significant degree")

## X. Communication and Openness

### Information Sources

- **Year Comparison:** Respondents from the FY '12 country survey indicated that they got most of their information about economic and social development issues in Sudan from the Internet (52%), local newspapers (45%), and periodicals (32%).
- **Stakeholders:** Although respondents from most stakeholder groups indicated that they got most of their information about economic and social development issues in Sudan from the Internet, respondents from bilateral/multilateral agencies indicated that they are more likely to utilize local and international newspapers and respondents from academia were significantly more likely to utilize periodicals compared to respondents from other stakeholder groups. Employees of ministries and respondents from PMUs/Consultants on WBG projects, local government, private sector, NGOs/CBOs, and other organizations were significantly more likely to utilize social media compared to respondents from other stakeholder groups.

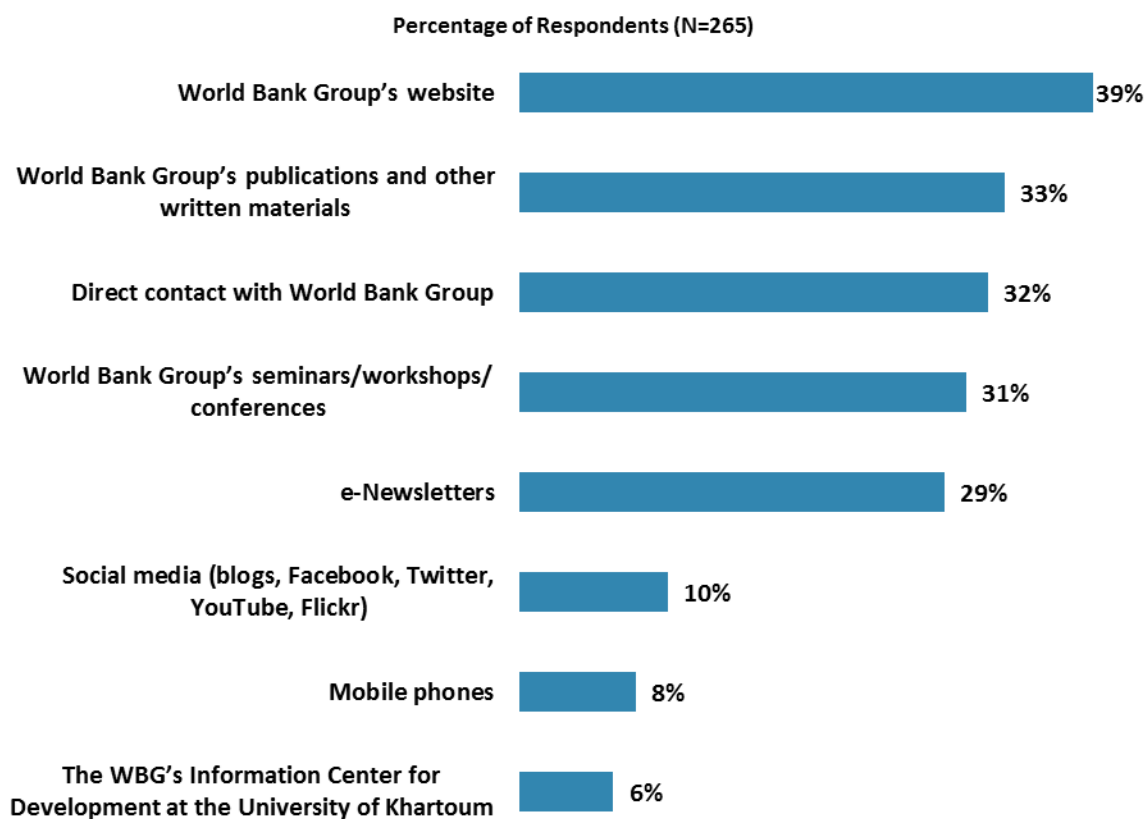


"How do you get most of your information about economic and social development issues in Sudan? (Choose no more than TWO)" (Respondents chose from a list. Responses combined.)

## X. Communication and Openness (continued)

### Preferred Information Sources

- **Year Comparison:** When asked how they would prefer to receive information from the World Bank Group, respondents from the FY '12 country survey indicated that they would prefer the WBG website (57%), WBG seminars/workshops/conferences (46%), WBG publications and other written materials (37%), and direct contact (27%).
- **Stakeholders:** Although respondents across all stakeholder groups indicated that they preferred to get their information from the WBG website, WBG publications, direct contact, seminars, and e-Newsletters, respondents from the private sector and the financial sector/private banks were significantly more likely to indicate that they preferred social media compared to respondents from other stakeholder groups.
- **Collaboration:** Respondents who currently collaborate with the WBG were the most likely to indicate that they preferred to get their information from direct contact with the WBG (45%) whereas respondents who had never collaborated with the WBG were significantly less likely to prefer this method (22%) and respondents who had previously collaborated with the WBG were in between (34%). Respondents who had never collaborated with the WBG were significantly more likely to prefer social media and mobile phones (17% and 14%, respectively) compared to respondents who currently collaborate (5% and 2%, respectively) and respondents who had previously collaborated (5% and 3%, respectively).




"How would you prefer to receive information from the World Bank Group?  
(Choose no more than TWO)" (Respondents chose from a list. Responses combined.)



## X. Communication and Openness (continued)


### Access to Information

- **Year Comparison:** Respondents in this year's country survey were significantly more likely to indicate that they were aware of the WBG's access to information policy compared to respondents from the FY '12 country survey.



"Are you aware of the World Bank Group's Access to Information Policy under which the Bank Group will now disclose any information in its possession that is not on a list of exceptions?"

- **Year Comparison:** Respondents from this year's country survey were just as likely to indicate that they had requested information from the WBG as respondents from the FY '12 country survey.

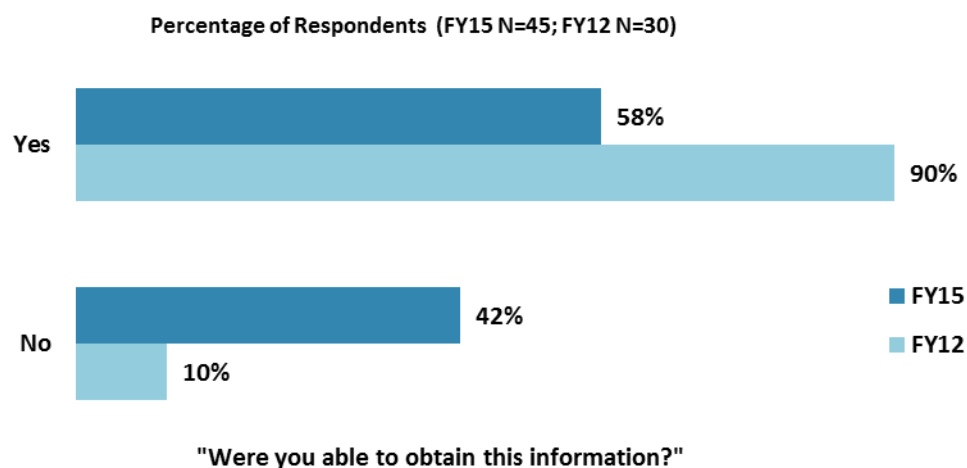


"Have you requested information from the World Bank Group on its activities in the past year?"

## X. Communication and Openness (continued)

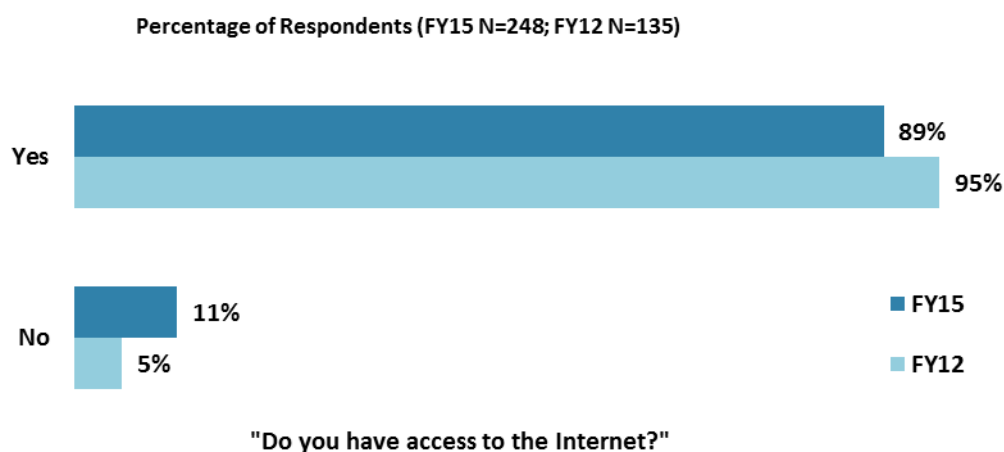
### Access to Information (continued)

- **Year Comparison:** Respondents from this year's country survey were significantly *less* likely to indicate that they obtained the information requested from the WBG compared to respondents from the FY '12 country survey.



### Internet Access

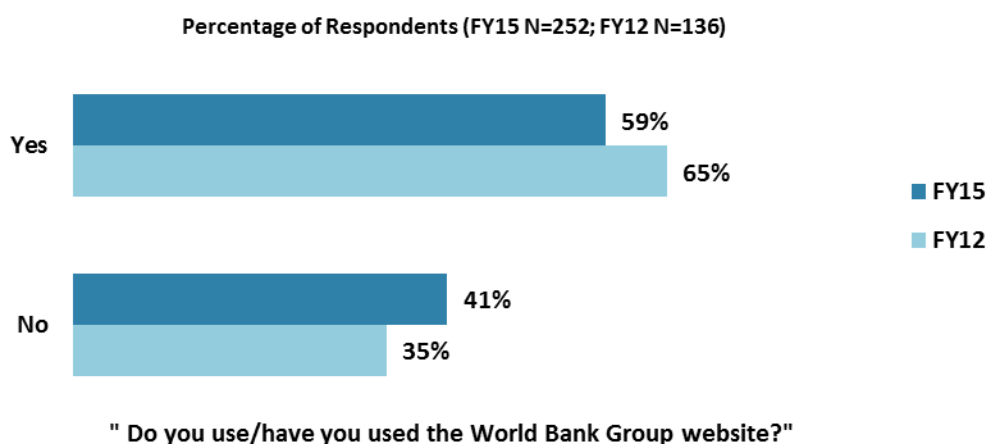
- **Year Comparison:** Respondents from this year's country survey were significantly *less* likely to have Internet access compared to respondents from the FY '12 country survey.



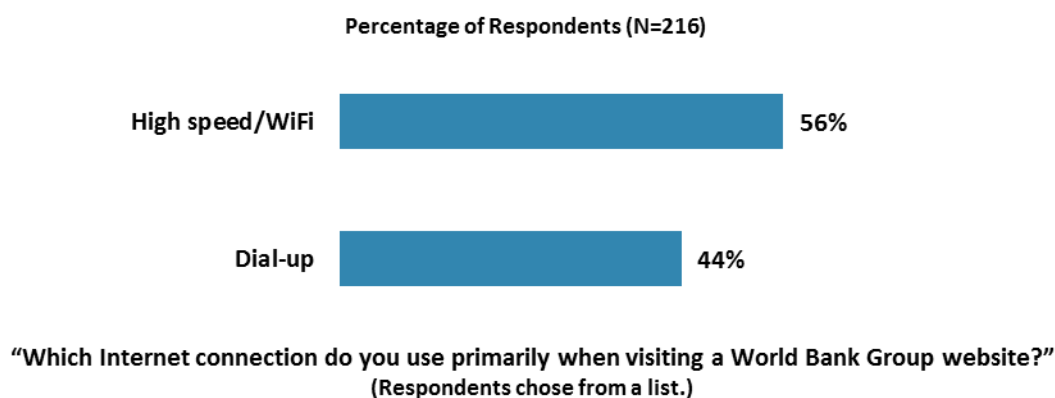
## X. Communication and Openness (continued)

### Website Usage

- **Year Comparison:** Respondents from this year's country survey had statistically similar usage for the WBG's website compared to respondents from the FY '12 country survey.
- **Collaboration:** Respondents who currently collaborate with the WBG and respondents who had previously collaborated were significantly more likely to indicate having used the WBG's website (67% and 64%, respectively) compared to respondents who had never collaborated with the WBG (48%).
- **Gender:** Male respondents were significantly more likely to indicate having used the WBG's website (63%) compared to female respondents (47%).



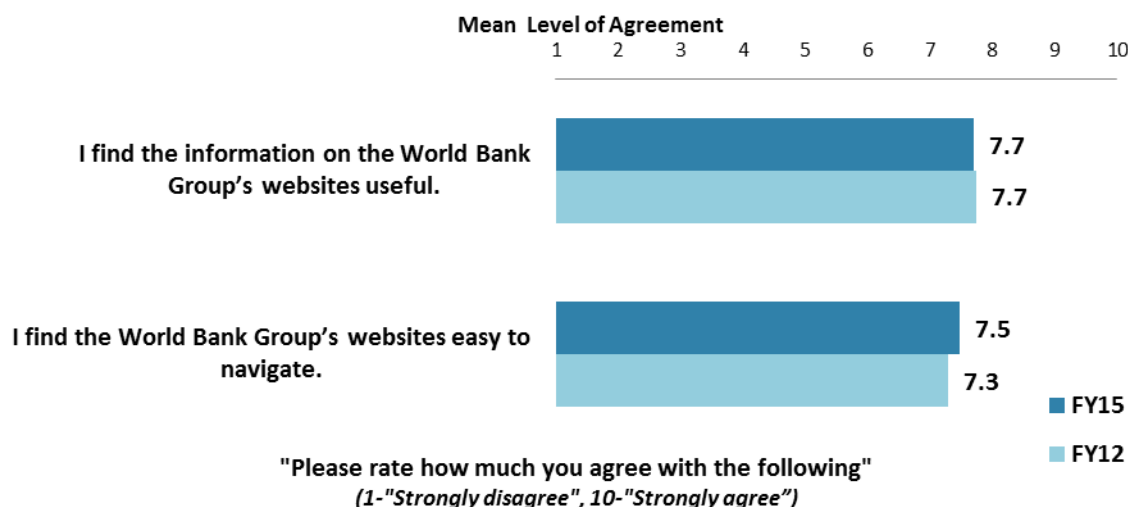
- **Stakeholders:** Respondents from bilateral/multilateral agencies and the private sector were significantly more likely to access the WBG website using high speed or WiFi connections compared to respondents from other stakeholder groups.



## X. Communication and Openness (continued)

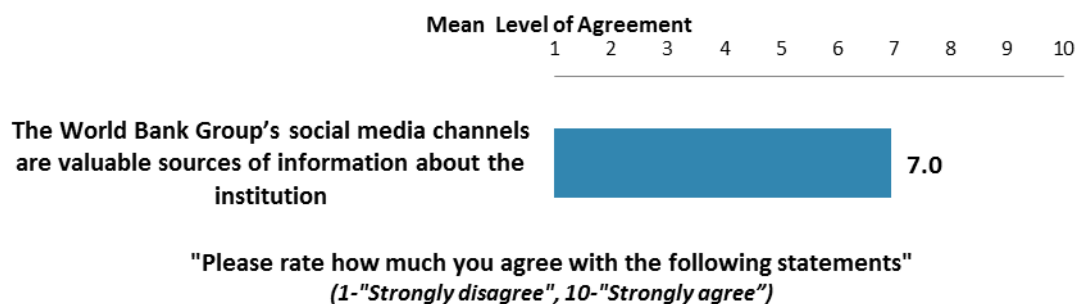
### WBG Website Evaluation

- **Year Comparison:** Respondents in this year's country survey had statistically similar levels of agreement regarding the WBG's websites compared to respondents from the FY '12 country survey.



### WBG Social Media Evaluation

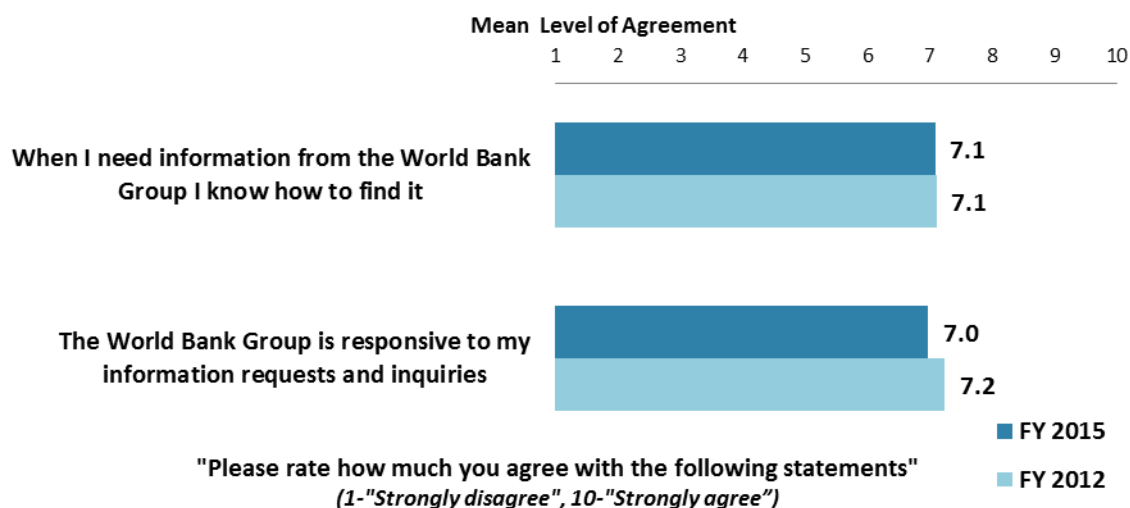
- **Gender:** Female respondents had significantly higher levels of agreement that the WBG's social media channels are a valuable source of information (mean level of agreement = 8.0) compared to male respondents (mean level of agreement = 6.8).



## X. Communication and Openness (continued)

### Information Sharing

- **Year Comparison:** Respondents in this year's country survey had statistically similar levels of agreement regarding the WBG's information sharing compared to respondents from the FY '12 country survey.
- **Collaboration:** Respondents who currently collaborate with the WBG had the highest levels of agreement that the WBG is responsive to their information requests (mean level of agreement = 7.7) compared to respondents who had previously collaborated with the WBG (mean level of agreement = 6.9) and who had never collaborated with the WBG (mean level of agreement = 6.2).
- **Gender:** Female respondents had significantly higher levels of agreement that when they need information from the WBG they know how to find it and that the WBG is responsive to their information requests (mean level of agreement = 7.9 and 7.9, respectively) compared to male respondents (mean level of agreement = 6.8 and 6.6, respectively).



## XI. Appendices

A. Responses to All Questions across All Respondents .....	71
B. Responses to All Questions by Stakeholder Groups .....	86
C. Responses to All Questions across Geographic Locations.....	109
D. Responses to All Questions by Levels of Collaboration.....	126
E. Responses to All Questions by Gender .....	143
F. Responses to All Questions across Country Surveys .....	160
G. Responses to Key Questions by Respondents’ Specializations/Sectors.....	165
H. Indicator Questions as a Function of Exposure to the WBG .....	177
I. Indicator Questions as a Function of Stakeholder Groups .....	178
J. World Bank Group Country Survey 2015 Sudan Questionnaire .....	179

### SUDAN



## Appendix A: Responses to All Questions across All Respondents (N=273)

All rating scale questions are presented with the total number of respondents that provided a rating (N), the number of respondents who indicated that they "Don't know" (DK), the mean rating across all respondents (Mean), and the standard deviation of this mean (SD). Indicator questions are noted with an asterisk (\*).

1. In general would you say that Sudan is headed in ...?	Percentage of Respondents (N=261)
The right direction	33.0%
The wrong direction	42.1%
Not sure	24.9%

2. Listed below are a number of development priorities in Sudan. Please identify which of the following you consider the most important development priorities in Sudan? (Choose no more than THREE)	Percentage of Respondents (Responses Combined; N=270)
Security/stabilization/reconstruction	40.0%
Education	28.1%
Food security	24.4%
Poverty reduction	22.2%
Agricultural development	18.1%
Anti-corruption	18.1%
Rural development	15.9%
Debt relief and access to finance	14.4%
Public sector governance/reform	13.3%
Health	10.4%
Foreign direct investment	8.9%
Job creation/employment	8.1%
Economic growth	7.4%
Transport	7.0%
Social protection	6.7%
Private sector development	6.3%
Water and sanitation	5.9%
Equality of opportunity	5.9%
Natural resource management	5.2%
Regional conflict and tensions	4.8%
Global/regional integration	4.4%
Environmental sustainability	3.0%
Energy	2.2%
Social cohesion	2.2%
Law and justice	2.2%
Local governance and institutions	2.2%
Financial markets	1.9%
Trade and exports	1.9%
Disaster management	1.5%
Climate change	1.1%
Information and communications technology	1.1%
Urban development	0.7%
Regulatory framework	0.4%
Gender equity	0.0%
Crime and violence	0.0%
Communicable/non-communicable diseases	0.0%

**A. General Issues Facing Sudan (continued)**

<b>3. Poverty reduction is a broad term that encompasses work in many different areas. Which THREE areas of development listed below do you believe would contribute most to reducing poverty in Sudan? (Choose no more than THREE)</b>	<b>Percentage of Respondents (Responses Combined; N=268)</b>
Rural development	32.1%
Security/stabilization/reconstruction	32.1%
Economic growth	30.6%
Agricultural development	25.4%
Education	23.5%
Job creation/employment	19.0%
Debt relief and access to finance	14.9%
Food security	12.7%
Equality of opportunity	11.6%
Health	10.8%
Anti-corruption	10.4%
Public sector governance/reform	10.4%
Water and sanitation	7.5%
Private sector development	6.7%
Natural resource management	6.0%
Trade and exports	5.6%
Transport	5.2%
Regional conflict and tensions	4.1%
Global/regional integration	4.1%
Social protection	4.1%
Foreign direct investment	4.1%
Climate change	2.6%
Urban development	2.6%
Law and justice	2.2%
Local governance and institutions	1.9%
Gender equity	1.5%
Environmental sustainability	1.5%
Financial markets	1.5%
Crime and violence	1.1%
Information and communications technology	0.7%
Regulatory framework	0.4%
Energy	0.4%
Social cohesion	0.4%
Communicable/non-communicable diseases	0.0%
Disaster management	0.0%



**A. General Issues Facing Sudan (continued)**

4. The World Bank Group's "Shared Prosperity" goal captures two key elements, economic growth and equity. It will seek to foster income growth among the bottom 40 percent of a country's population. Improvement in the Shared Prosperity Indicator requires growth and well-being of the less well-off. When thinking about the idea of "shared prosperity" in your country, which of the following TWO best illustrate how this would be achieved in Sudan? (Choose no more than TWO)	Percentage of Respondents (Responses Combined; N=264)
Greater access to micro-finance for the poor	29.5%
Better employment opportunities for young people	21.6%
Better security and peace building	21.2%
Education and training that better ensure job opportunity	20.5%
Better natural resource management	18.9%
Consistent economic growth	18.6%
Better entrepreneurial opportunities	14.4%
Debt relief and access to finance	13.6%
Better opportunity for the poor who live in rural areas	8.7%
Greater access to health and nutrition for citizens	6.4%
Greater equity of fiscal policy	6.4%
A growing middle class	6.1%
Greater voice and participation for citizens to help ensure greater accountability	3.0%
Other	3.0%
More reliable social safety net	2.3%
Better quality public services	1.5%
Better opportunity for the poor who live in urban areas	1.1%
Better employment opportunities for women	0.4%

**B. Overall Attitudes toward the World Bank Group**

<b>Familiarity</b>	<b>N</b>	<b>DK</b>	<b>Mean</b>	<b>SD</b>
1. How familiar are you with the work of the World Bank Group in Sudan? (1-Not familiar at all, 10-Extremely familiar)	268	0	5.99	2.95

<b>Effectiveness*</b>	<b>N</b>	<b>DK</b>	<b>Mean</b>	<b>SD</b>
2. Overall, please rate your impression of the World Bank Group's effectiveness in Sudan? (1-Not effective at all, 10-Very effective)	221	48	6.03	2.92

<b>Staff Preparedness*</b>	<b>N</b>	<b>DK</b>	<b>Mean</b>	<b>SD</b>
3. To what extent do you believe the World Bank Group's staff is well prepared to help Sudan solve its most complicated development challenges? (1-To no degree at all, 10-To a very significant degree)	219	53	7.12	2.86

**B. Overall Attitudes toward the World Bank Group (continued)**

<b>4. When thinking about how the World Bank Group can have the most impact on development results in Sudan, in which sectoral areas do you believe the World Bank Group should focus most of its resources (financial and knowledge services) in Sudan? (Choose no more than THREE)</b>	<b>Percentage of Respondents (Responses Combined; N=273)</b>
Security/stabilization/reconstruction	35.9%
Agricultural development	35.2%
Education	22.3%
Rural development	20.9%
Debt relief and access to finance	19.8%
Poverty reduction	18.3%
Health	15.8%
Economic growth	14.3%
Public sector governance/reform	12.5%
Food security	10.3%
Transport	9.5%
Foreign direct investment	9.5%
Job creation/employment	9.5%
Natural resource management	7.3%
Private sector development	7.0%
Anti-corruption	6.6%
Social protection	5.5%
Water and sanitation	5.5%
Environmental sustainability	4.4%
Global/regional integration	3.3%
Equality of opportunity	3.3%
Financial markets	2.6%
Climate change	2.6%
Crime and violence	2.2%
Regional conflict and tensions	2.2%
Law and justice	2.2%
Trade and exports	1.8%
Energy	1.5%
Information and communications technology	1.5%
Urban development	1.1%
Local governance and institutions	1.1%
Regulatory framework	0.4%
Disaster management	0.4%
Gender equity	0.0%
Social cohesion	0.0%
Communicable/non-communicable diseases	0.0%

**B. Overall Attitudes toward the World Bank Group (continued)**

5. When thinking about the World Bank Group's role, which activity do you believe is of greatest VALUE and which activity is of second greatest value in Sudan?	Percentage of Respondents (N=255)		
	Greatest Value	2 <sup>nd</sup> Greatest Value	Combined
Capacity development	25.1%	28.6%	53.7%
Financial resources	21.2%	10.3%	31.5%
Donor coordination and policy dialogue	10.6%	15.1%	25.7%
Policy advice, studies, analyses	16.5%	6.7%	23.2%
Strategy formulation	9.4%	13.5%	22.9%
Data and statistics	6.3%	5.2%	11.4%
Technical assistance	3.5%	6.3%	9.9%
Convening/facilitating	3.9%	5.6%	9.5%
Mobilizing third party financial resources	3.1%	6.0%	9.1%
Linkage to non-Bank expertise	0.4%	2.8%	3.2%
Other	0.0%	0.0%	0.0%

How EFFECTIVE do you believe the WBG is in terms of the capacity building work it does in each of the following areas in Sudan? (1-Not effective at all, 10-Very effective)	Effectiveness			
	N	DK	Mean	SD
6. Project implementation (or other organizational strengthening)	178	84	7.25	2.67
7. Citizen engagement (incorporating citizens' voices into development)	151	100	6.01	2.82
8. Policy design (for clarity and better incentives to achieve development goals)	160	88	6.84	2.55

When thinking about how to improve capacity building in Sudan to help ensure better development results, looking forward, how IMPORTANT is it for the World Bank Group to be involved in the following aspects of capacity building? (1-Not important at all, 10-Very important)	Importance			
	N	DK	Mean	SD
9. Project implementation (or other organizational strengthening)	190	73	8.59	2.05
10. Citizen engagement (incorporating citizens' voices into development)	170	81	8.18	2.41
11. Policy design (for clarity and better incentives to achieve development goals)	179	80	8.73	1.94

12. Which of the following do you identify as the World Bank Group's greatest WEAKNESSES in its work in Sudan? (Choose no more than TWO)	Percentage of Respondents (Responses Combined; N=268)
Don't know	16.8%
Not enough public disclosure of its work	15.7%
Not adequately sensitive to political/social realities in Sudan	15.7%
Too influenced by developed countries	13.4%
World Bank Group's processes too slow	12.7%
Not collaborating enough with stakeholders outside the Government	12.3%
World Bank Group's processes too complex	12.3%
Its advice and strategies do not lend themselves to practical problem solving	11.6%
Staff too inaccessible	10.8%
Imposing technocratic solutions without regard to political realities	9.7%
Inadequate number of World Bank Group staff members located in the country	8.6%
Not focused enough on issues that are unique to post-conflict countries	8.2%
Not exploring alternative policy options	5.6%
Not willing to honestly criticize policies and reform efforts in the country	5.6%
Other	4.9%
Not client focused	4.5%
Not aligned with country priorities	4.1%
Not aligned with other donors' work	3.0%
Arrogant in its approach	1.9%
The credibility of its knowledge/data	1.9%

**B. Overall Attitudes toward the World Bank Group (continued)**

<b>13. Which World Bank Group's instruments do you believe are the MOST effective in reducing poverty in Sudan? (Choose no more than TWO)</b>	<b>Percentage of Respondents (Responses Combined; N=272)</b>
Capacity development	56.3%
Co-financing arrangements	34.6%
Technical assistance	27.2%
Knowledge products/services	20.2%
Trust Fund management	12.9%
Emergency Recovery lending	12.5%
Multi-sectoral approaches	7.7%
Don't know	7.7%
Sector-wide approaches	6.3%
Other	2.6%

<b>14. To what extent do you believe that the World Bank Group's work and support help the poorest in Sudan? (Choose only ONE response)</b>	<b>Percentage of Respondents (N=253)</b>
To a fully sufficient degree	3.6%
To a somewhat sufficient degree	26.5%
To a somewhat insufficient degree	30.8%
To a very insufficient degree	22.9%
Don't know	16.2%

<b>15. In addition to the regular relations with the national government, which TWO of the following groups should the World Bank Group collaborate with more in your country? (Choose no more than TWO)</b>	<b>Percentage of Respondents (Responses Combined; N=271)</b>
NGOs/CBOs	33.9%
Academia/think tanks/research institutes	29.5%
Beneficiaries	27.3%
Private sector	19.9%
Local government	17.3%
Donor community	14.4%
Media	13.7%
Youth/university groups	10.0%
UN agencies	7.7%
Foundations	7.4%
Don't know	4.1%
Emerging donors	2.2%
Regional organizations	2.2%
UN and regional peace keeping forces	1.8%
Parliament	1.5%
Other	0.4%

<b>To what extent do you agree with the following statements about the World Bank Group's work in Sudan? (1-Strongly disagree, 10-Strongly agree)</b>	<b>Level of Agreement</b>			
	<b>N</b>	<b>DK</b>	<b>Mean</b>	<b>SD</b>
16. Overall the WBG currently plays a relevant role in development in Sudan*	221	43	5.80	2.97
17. The WBG's work is aligned with what I consider the development priorities for Sudan*	215	46	6.14	2.96
18. The WBG supports programs and strategies that are realistic for Sudan	211	47	6.18	2.80
19. The WBG treats clients and stakeholders in Sudan with respect	205	52	7.94	2.64

**B. Overall Attitudes toward the World Bank Group (continued)**

To what extent is the WBG an effective development partner in Sudan, in terms of each of the following? (1-To no degree at all, 10-To a very significant degree)	Degree			
	N	DK	Mean	SD
20. Responsiveness to needs*	210	48	5.70	2.80
21. Flexibility (in terms of the institution's products and services)*	195	58	5.79	2.63
22. Flexibility (in terms of changing country circumstances)*	191	56	5.68	2.84
23. Being inclusive*	186	64	5.78	2.59
24. Openness (sharing data and other information)*	192	56	6.22	2.69
25. Staff accessibility*	202	53	6.26	2.93
26. Straightforwardness and honesty*	184	72	7.84	2.47
27. Ease of access to the people at the World Bank Group who are making decisions important to my work*	202	55	5.74	3.05
28. Collaboration with civil society*	205	49	6.23	2.87
29. Collaboration with the UN	167	90	7.73	2.51
30. Collaboration with the Government*	210	51	7.18	2.54
31. Collaboration with other donors and development partners*	174	73	7.16	2.32
32. Collaboration with the private sector*	169	81	5.27	2.76
33. The speed in which it gets things accomplished on the ground*	203	54	6.13	2.75
34. Being a long-term partner*	193	65	7.14	2.99

35. To be a more effective development partner in Sudan, do you believe that the World Bank Group should have...? (Select only ONE response)	Percentage of Respondents (N=271)
More local presence	87.1%
The current level of local presence is adequate	6.6%
Less local presence	2.6%
Don't know	3.7%

36. In the past year, have you seen more, less, or just about the same level of effective collaboration between the UN and the World Bank Group in your country? (Select only ONE response)	Percentage of Respondents (N=270)
More effective collaboration	14.8%
Less effective collaboration	20.4%
The same level of effective collaboration	18.9%
Don't know	45.9%

37. When World Bank Group assisted reform efforts fail or are slow to take place, which of the following would you attribute to? (Choose no more than THREE)	Percentage of Respondents (Responses Combined; N=264)
There is not an adequate level of citizen/civil society participation	49.6%
Ongoing conflict and instability	36.7%
Political pressures and obstacles	32.2%
Inadequate funding	28.8%
Lack of/inadequate levels of capacity in Government	26.1%
The Government works inefficiently	21.6%
The World Bank Group is not sensitive enough to political/social realities on the ground	20.8%
The World Bank Group does not do adequate follow through/follow-up	18.6%
Reforms are not well thought out in light of country challenges	18.6%
Poor donor coordination	17.4%
The World Bank Group works too slowly	9.8%
Other	2.3%

**C. World Bank Group's Effectiveness and Results**

1. In your opinion, how IMPORTANT is it for the World Bank Group to be involved in the following areas of development in Sudan? (1-Not important at all, 10-Very important)	Importance			
	N	DK	Mean	SD
1. Crime and violence	180	69	5.88	3.45
2. Financial markets	202	49	7.39	2.88
3. Transport	217	40	7.84	2.75
4. Anti-corruption	207	45	7.85	2.91
5. Regional conflict and tensions	204	45	7.24	3.04
6. Law and justice	194	59	5.86	3.30
7. Urban development	220	36	7.70	2.60
8. Environmental sustainability	216	39	8.10	2.48
9. Regulatory framework	208	43	7.07	2.65
10. Information and communications technology	218	38	7.52	2.76
11. Poverty reduction	235	21	8.85	2.09
12. Gender equity	209	39	6.66	3.14
13. Private sector development	217	43	7.47	2.90
14. Foreign direct investment	210	42	7.77	2.83
15. Local governance and institutions	207	43	6.68	2.83
16. Water and sanitation	229	25	8.06	2.44
17. Trade and exports	197	49	7.48	2.90
18. Economic growth	218	36	8.50	2.22
19. Energy	211	43	7.76	2.73
20. Disaster management	219	34	7.80	2.63
21. Public sector governance/reform	218	38	7.62	2.89
22. Job creation/employment	221	35	7.77	2.79
23. Social cohesion	213	41	6.23	3.38
24. Communicable/non-communicable diseases	212	37	7.17	2.94
25. Equality of opportunity	208	44	7.50	2.80
26. Health	237	22	8.15	2.43
27. Rural development	229	24	8.62	2.22
28. Global/regional integration	207	44	7.87	2.42
29. Food security	221	22	8.52	2.25
30. Natural resource management	206	47	7.50	3.01
31. Security/stabilization/reconstruction	230	30	8.12	2.63
32. Social protection	212	45	6.66	2.95
33. Climate change	211	43	7.33	3.00
34. Agricultural development	228	28	8.62	2.23
35. Education	234	25	8.42	2.46
36. Debt relief and access to finance	225	40	8.68	2.48

**C. World Bank Group's Effectiveness and Results (continued)**

2. How EFFECTIVE do you believe the World Bank Group is in terms of the work it does in the following areas of development in Sudan? (1-Not effective at all, 10-Very effective)	Effectiveness			
	N	DK	Mean	SD
1. Anti-corruption	114	139	4.52	3.01
2. Information and communications technology	132	118	5.23	3.10
3. Transport	130	121	4.75	2.93
4. Crime and violence	112	142	3.95	2.76
5. Regional conflict and tensions	128	125	5.03	3.20
6. Law and justice	112	139	3.91	2.71
7. Urban development	143	109	5.61	3.08
8. Environmental sustainability	155	93	6.05	2.90
9. Regulatory framework	128	121	5.61	2.98
10. Communicable/non-communicable diseases	135	109	5.37	2.89
11. Poverty reduction	180	71	6.52	2.82
12. Gender equity	143	105	5.99	2.81
13. Private sector development	137	111	5.34	2.91
14. Foreign direct investment	136	115	5.15	3.25
15. Local governance and institutions	127	121	4.84	2.67
16. Water and sanitation	168	81	6.07	2.73
17. Trade and exports	133	118	4.95	2.87
18. Economic growth	158	90	5.94	2.67
19. Energy	122	118	4.76	2.79
20. Disaster management	134	113	5.57	2.96
21. Public sector governance/reform	131	118	5.55	2.87
22. Job creation/employment	155	94	4.57	2.96
23. Social cohesion	140	108	4.11	2.79
24. Financial markets	117	124	4.72	2.89
25. Equality of opportunity	148	102	5.30	3.12
26. Health	169	80	5.99	2.77
27. Rural development	181	70	6.41	2.86
28. Global/regional integration	135	114	5.24	2.88
29. Food security	158	93	5.74	2.90
30. Education	174	76	5.90	2.81
31. Security/stabilization/reconstruction	163	86	5.55	3.00
32. Social protection	121	132	4.21	2.74
33. Climate change	141	110	5.39	2.90
34. Agricultural development	160	87	5.71	2.92
35. Natural resource management	131	116	4.66	3.02
36. Debt relief and access to finance	153	103	4.97	3.30

3. Where are the World Bank Group's decisions made primarily that support the program in Sudan? (Select only ONE response)	Percentage of Respondents (N=268)
At the Headquarters (in Washington D.C.)	45.1%
In the country	13.1%
Don't know	41.8%

Achieving Development Results*	N	DK	Mean	SD
4. To what extent does the World Bank Group's work help to achieve development results in Sudan? (1-To no degree at all, 10-To a very significant degree)	225	40	6.52	2.84

**C. World Bank Group's Effectiveness and Results (continued)**

Existing Country Systems	N	DK	Mean	SD
5. To what extent does the World Bank Group help to build/strengthen existing country systems in Sudan? (1-To no degree at all, 10-To a very significant degree)	190	79	6.76	2.95

To what extent do you agree with the following statements about the World Bank Group in Sudan? (1-Strongly disagree, 10-Strongly agree)	N	DK	Mean	SD
6. The World Bank Group's program of managing trust funds and partnerships meets the needs of Sudan*	187	70	4.70	3.00
7. The World Bank Group meets Sudan's needs for knowledge services*	181	78	5.51	3.03

Measuring and Correcting Work	N	DK	Mean	SD
8. To what extent do you believe the World Bank Group measures and corrects its work in real time in Sudan? (1-To no degree at all, 10-To a very significant degree)	172	97	6.04	2.81

**D. The World Bank Group's Knowledge Work and Activities**

1. How frequently do you consult World Bank Group's knowledge work and activities in the work you do?	Percentage of Respondents (N=263)
Weekly	5.3%
Monthly	11.8%
A few times a year	28.1%
Rarely	24.7%
Never	30.0%

In Sudan, to what extent do you believe that the World Bank Group's knowledge work and activities: (1-To no degree at all, 10-To a very significant degree)	Degree			
	N	DK	Mean	SD
2. Are timely	182	77	5.98	2.72
3. Include appropriate level of stakeholder involvement during preparation	188	68	6.31	2.68
4. Lead to practical solutions	205	48	6.49	2.47
5. Are accessible (well written and easy to understand)	197	56	6.87	2.60
6. Are source of relevant information on global good practices	195	64	7.49	2.35
7. Are adequately disseminated	199	60	6.14	2.65
8. Are translated enough into local language	196	62	6.16	2.83
9. Are adaptable to Sudan's specific development challenges and country circumstances*	192	69	7.24	2.62

Overall Evaluations	N	DK	Mean	SD
10. Overall, how significant a contribution do you believe the World Bank Group's knowledge work and activities make to development results in your country?* (1-Not significant at all, 10-Very significant)	230	35	8.07	2.23
11. Overall, how would you rate the technical quality of the WBG's knowledge work and activities?* (1-Very low technical quality, 10-Very high technical quality)	215	53	7.58	2.38



**E. Working with the World Bank Group**

To what extent do you agree/disagree with the following statements? (1-Strongly disagree, 10-Strongly agree)	Level of Agreement			
	N	DK	Mean	SD
1. The World Bank Group disburses funds promptly	177	85	5.06	3.10
2. The World Bank Group effectively monitors and evaluates the projects and programs it supports	219	47	7.77	2.28
3. The World Bank Group's approvals and reviews are done in a timely fashion	199	64	6.36	2.61
4. The World Bank Group's "Safeguard Policy" requirements are reasonable	166	98	6.46	2.53
5. The World Bank Group takes decisions quickly in Sudan	176	88	4.99	2.77
6. Working with the World Bank Group increases Sudan's institutional capacity	222	44	8.19	2.22
7. Where country systems are adequate, the World Bank Group makes appropriate use of them*	178	84	7.63	2.55
8. The World Bank Group provides effective implementation support	207	56	7.48	2.36

WBG Promoting PPP in Sudan	N	DK	Mean	SD
9. To what extent do you believe that the World Bank Group's work helps to find solutions that promote private public partnerships in Sudan? (1-To no degree at all, 10-To a very significant degree)	187	77	6.89	2.64

10. Which of the following best describes the way the World Bank Group operates in Sudan? (Select only one response)	Percentage of Respondents (N=265)
The World Bank Group's approach to risk is appropriate	4.9%
The World Bank Group does not take enough risk in Sudan	16.2%
The World Bank Group takes too much risk in Sudan	35.1%
Don't know	43.8%

11. Which of the following best describes the World Bank Group's support in Sudan? (Select only one response)	Percentage of Respondents (N=265)
The World Bank Group is sufficiently selective and focuses on the most important development challenges in Sudan	40.0%
The World Bank Group is not sufficiently selective in Sudan, and it is involved in too many areas of development	23.8%
Don't know	36.2%

WBG Staffing in Sudan	N	DK	Mean	SD
12. To what extent do you believe the World Bank Group is adequately staffed in Sudan? (1-To no degree at all, 10-To a very significant degree)	164	103	5.17	2.77

**F. The Multi Partner/Donor Trust Fund in Sudan as Managed by the World Bank**

<b>1. Which of the following best describe what you consider the greatest STRENGTHS of the Multi Donor Trust Fund in Sudan? (Choose no more than TWO)</b>	<b>Percentage of Respondents (Responses Combined; N=265)</b>
Don't know	41.9%
There was an adequate level of communication and sharing of results amongst all players	29.4%
The donors worked collaboratively with the government	23.4%
The Trust Fund's development priorities were aligned with country development priorities	19.6%
The donors were well coordinated	16.6%
The Trust Fund adequately took into consideration voices from outside of government	8.7%
The level of resources distributed was sufficient	6.0%
The Trust Fund was adequately staffed	4.5%
Other	1.9%

<b>2. Which of the following best describe what you consider the greatest WEAKNESSES of the Multi Donor Trust Fund in Sudan? (Choose no more than TWO)</b>	<b>Percentage of Respondents (Responses Combined; N=268)</b>
Don't know	44.8%
The level of resources distributed was too low	25.7%
The Trust Fund did not adequately take into consideration voices from outside of government	10.4%
The Trust Fund's development priorities were not aligned with country development priorities	9.3%
The donors were not well coordinated	7.1%
The Trust Fund was not adequately staffed	6.3%
The donors did not work collaboratively with the government	6.3%
There was an inadequate level of communication and sharing of results amongst all players	3.4%
Other	2.2%

**G. The Future Role of the World Bank Group in Sudan**

<b>1. Which of the following SHOULD the World Bank Group do to make itself of greater value in Sudan? (Choose no more than TWO)</b>	<b>Percentage of Respondents (Responses Combined; N=265)</b>
Increase the level of capacity development in the country	31.7%
Provide more adequate data/knowledge/statistics/figures on Sudan's economy	28.3%
Reduce the complexity of obtaining World Bank Group financing	23.4%
Reach out more to groups outside of Government	20.4%
Mobilize third party financial resources	19.2%
Work faster	14.3%
Collaborate more effectively with Government clients	13.6%
Offer more innovative financial (non-lending) products	9.4%
Improve the quality of its experts as related to Sudan's specific challenges	8.7%
Offer more innovative knowledge services	7.5%
Improve the competitiveness of its financing compared to markets	7.2%
Ensure greater selectivity in its work	6.4%
Other	2.6%
Increase availability of Fee-Based services	1.9%
Increase the level of World Bank Group staffing in Sudan's office	1.9%

**G. The Future Role of the World Bank Group in Sudan (continued)**

<b>2. When considering the combination of services that the WBG offers in Sudan and taking into account its limited level of resources, which ONE of the following do you believe the WBG should offer more of in Sudan? (Select only ONE response)</b>	<b>Percentage of Respondents (N=254)</b>
Leveraging more resources from trust funds	62.2%
Knowledge products	14.2%
Convening services	4.3%
None of the above	3.9%
The combination is appropriate for Sudan	3.1%
Don't know	12.2%

**G. Communication and Information Sharing**

<b>1. How do you get most of your information about economic and social development issues in Sudan? (Choose no more than TWO)</b>	<b>Percentage of Respondents (Responses Combined; N=262)</b>
Internet	63.4%
Local newspapers	29.4%
Periodicals	22.1%
Social media (blogs, Facebook, Twitter, YouTube, Flickr)	18.7%
Local radio	15.3%
Local television	13.7%
International television	13.4%
International newspapers	5.7%
International radio	4.6%
Other	4.2%

<b>2. How would you prefer to receive information from the World Bank Group? (Choose no more than TWO)</b>	<b>Percentage of Respondents (Responses Combined; N=265)</b>
World Bank Group's website	39.2%
World Bank Group's publications and other written materials	33.2%
Direct contact with World Bank Group	32.1%
World Bank Group's seminars/workshops/ conferences	30.6%
e-Newsletters	29.1%
Social media (blogs, Facebook, Twitter, YouTube, Flickr)	10.2%
Mobile phones	7.9%
The World Bank's Information Center for Development located at the University of Khartoum	6.4%
Other	0.4%

<b>3. Are you aware of the World Bank Group's Access to Information Policy under which the Bank Group will now disclose any information in its possession that is not on a list of exceptions?</b>	<b>Percentage of Respondents (N=252)</b>
Yes	21.0%
No	79.0%

<b>4. Have you requested information from the World Bank Group on its activities in the past year?</b>	<b>Percentage of Respondents (N=241)</b>
Yes	17.8%
No	82.2%

**G. Communication and Information Sharing (continued)**

5. Were you able to obtain this information?	Percentage of Respondents (N=45)
Yes	57.8%
No	42.2%

6. Do you have access to the Internet?	Percentage of Respondents (N=248)
Yes	88.7%
No	11.3%

7. Do you use/have used the World Bank Group's website?	Percentage of Respondents (N=252)
Yes	58.7%
No	41.3%

8. Which Internet connection do you use primarily when visiting a World Bank Group website? (Select only ONE response)	Percentage of Respondents (N=216)
High speed/WiFi	56.5%
Dial-up	43.5%

Please rate how much you agree with the following statements. (1-Strongly disagree, 10-Strongly agree)	Level of Agreement			
	N	DK	Mean	SD
9. I find the World Bank Group's websites easy to navigate.	167	71	7.47	2.47
10. I find the information on the World Bank Group's websites useful.	156	68	7.70	2.09
11. The World Bank Group's social media channels (e.g., blogs, Facebook, Twitter, YouTube, Flickr) are valuable sources of information about the institution	140	104	7.04	2.42
12. When I need information from the World Bank Group I know how to find it	184	62	7.09	2.91
13. The World Bank Group is responsive to my information requests and inquiries	148	92	6.98	2.50

**H. Background Information**

1. Which of the following best describes your current position? (Select only ONE response)	Percentage of Respondents (N=266)
Employee of a Ministry, Ministerial Department or Implementation Agency	20.3%
Media	20.3%
NGO/ Community-Based Organization	15.8%
PMU overseeing implementation of project/Consultant/Contractor working on WBG supported project/program	12.4%
Private Sector Organization	7.9%
Academia/Research Institute/Think Tank	7.1%
Other	6.0%
Local Government Office or Staff	3.4%
Financial Sector/Private Bank	2.6%
Bilateral/ Multilateral Agency	1.9%
Independent Government Institution	1.1%
Office of Minister	.4%
Private Foundation	.4%
Youth Group	.4%

**H. Background Information (continued)**

<b>2. Please identify the primary specialization of your work. (Select only ONE response)</b>	<b>Percentage of Respondents (N=264)</b>
Other	23.1%
Generalist (specialized in multiple sectors)	15.9%
Macroeconomics and fiscal management	11.0%
Education	8.0%
Environment and natural resources	6.8%
Agriculture	6.1%
Health, nutrition, and population	5.3%
Urban, rural, and social development	5.3%
Transport and ICT	4.9%
Social protection and labor	4.2%
Finance and markets	2.3%
Jobs	2.3%
Governance	1.5%
Water	1.1%
Trade and competitiveness	.8%
Fragility, conflict and violence	.4%
Public-private partnerships	.4%
Poverty	.4%
Climate Change	.4%

<b>3. Which one of the following best describes your level of interaction with the World Bank Group in your country? (Select only ONE response)</b>	<b>Percentage of Respondents (N=267)</b>
I currently collaborate with the World Bank Group	15.0%
I have previously collaborated with the World Bank Group	22.5%
Both of the above (I currently collaborate and previously have collaborated with the World Bank Group)	18.4%
I have never collaborated with the World Bank Group	44.2%

<b>4. Which of the following describes most of your exposure to the World Bank Group in Sudan? (Choose no more than TWO)</b>	<b>Percentage of Respondents (Responses Combined; N=252)</b>
Collaborate as part of my professional duties	59.9%
Engage in World Bank Group related/sponsored events/activities	34.5%
Observer	23.4%
Use World Bank Group website for information, data, research, etc.	23.4%
Use World Bank Group reports/data	19.0%

<b>5. What's your gender?</b>	<b>Percentage of Respondents (N=261)</b>
Female	26.8%
Male	73.2%

<b>6. Which best represents your geographic location?</b>	<b>Percentage of Respondents (N=257)</b>
Central Sudan	61.9%
Western Sudan	17.5%
Northern Sudan	14.8%
Eastern Sudan	5.8%

## Appendix B: Responses to All Questions by Stakeholder Groups<sup>1</sup>

Employee of a Ministry N=54 ● PMU/Consultant on WBG-supported Program N=33 ● Local Government N=9 ● Bilateral/Multilateral Agency N=5  
Private Sector N=21 ● Financial Sector/Private Bank N=7 ● NGO/CBO N=42 ● Media N=54 ● Academia N=19 ● Other N=22

### A. General Issues facing Sudan

In general, would you say that Sudan is headed in...?\*

Percentage of Respondents	Employee of a Ministry	PMU/ Consultant on WBG Program	Local Government	Bilateral/ Multilateral Agency	Private Sector	Financial Sector/ Private Bank	NGO/CBO	Media	Academia	Other
The right direction	52.0%	29.0%	50.0%	20.0%	40.0%	28.6%	12.5%	34.0%	26.3%	19.0%
The wrong direction	24.0%	41.9%	50.0%	-	45.0%	28.6%	55.0%	47.2%	57.9%	47.6%
Not sure	24.0%	29.0%	-	80.0%	15.0%	42.9%	32.5%	18.9%	15.8%	33.3%

\*Significantly different between stakeholder groups

<sup>1</sup> Only 266 respondents provided the information about their current positions. Thus only these respondents were included in the across-stakeholder analysis presented in this Appendix.

**A. General Issues facing Sudan (continued)**

Listed below are a number of development priorities in Sudan. Please identify which of the following you consider the most important development priorities in Sudan?

Percentage of Respondents (Responses combined)	Employee of a Ministry	PMU/ Consultant on WBG Program	Local Government	Bilateral/ Multilateral Agency	Private Sector	Financial Sector/ Private Bank	NGO/CBO	Media	Academia	Other
Social protection	7.5%	6.1%	0.0%	0.0%	0.0%	0.0%	4.9%	7.4%	5.3%	23.8%
Food security	17.0%	24.2%	44.4%	0.0%	19.0%	42.9%	22.0%	31.5%	21.1%	28.6%
Security/stabilization/reconstruction	45.3%	42.4%	22.2%	20.0%	42.9%	42.9%	41.5%	38.9%	63.2%	9.5%
Public sector governance/reform*	32.1%	21.2%	0.0%	0.0%	4.8%	14.3%	4.9%	3.7%	15.8%	14.3%
Global/regional integration	3.8%	0.0%	11.1%	0.0%	4.8%	14.3%	2.4%	5.6%	5.3%	4.8%
Gender equity	0.0%	0.0%	0.0%	0.0%	0.0%	0.0%	0.0%	0.0%	0.0%	0.0%
Private sector development*	5.7%	6.1%	22.2%	60.0%	4.8%	0.0%	4.9%	3.7%	0.0%	9.5%
Foreign direct investment	3.8%	3.0%	11.1%	20.0%	19.0%	0.0%	2.4%	13.0%	5.3%	19.0%
Water and sanitation*	7.5%	21.2%	0.0%	0.0%	4.8%	0.0%	9.8%	0.0%	0.0%	0.0%
Energy*	1.9%	12.1%	0.0%	0.0%	0.0%	0.0%	0.0%	0.0%	0.0%	4.8%
Regional conflict and tensions	3.8%	6.1%	0.0%	0.0%	14.3%	0.0%	2.4%	3.7%	10.5%	4.8%
Job creation/employment*	7.5%	6.1%	0.0%	0.0%	0.0%	0.0%	2.4%	22.2%	0.0%	4.8%
Rural development	18.9%	18.2%	33.3%	60.0%	9.5%	0.0%	17.1%	14.8%	10.5%	9.5%
Financial markets	0.0%	0.0%	0.0%	0.0%	0.0%	0.0%	4.9%	3.7%	0.0%	4.8%
Urban development	1.9%	3.0%	0.0%	0.0%	0.0%	0.0%	0.0%	0.0%	0.0%	0.0%
Environmental sustainability	9.4%	3.0%	0.0%	0.0%	0.0%	0.0%	4.9%	0.0%	0.0%	0.0%
Equality of opportunity	7.5%	6.1%	0.0%	0.0%	0.0%	14.3%	7.3%	11.1%	0.0%	0.0%
Health	7.5%	0.0%	33.3%	0.0%	9.5%	0.0%	7.3%	14.8%	10.5%	19.0%
Education	24.5%	24.2%	33.3%	0.0%	52.4%	0.0%	26.8%	25.9%	42.1%	23.8%
Poverty reduction	17.0%	36.4%	0.0%	0.0%	4.8%	28.6%	34.1%	24.1%	15.8%	23.8%
Transport	7.5%	9.1%	0.0%	40.0%	0.0%	0.0%	7.3%	7.4%	10.5%	4.8%
Social cohesion	0.0%	0.0%	0.0%	0.0%	9.5%	0.0%	0.0%	3.7%	0.0%	4.8%
Climate change	3.8%	0.0%	11.1%	0.0%	0.0%	0.0%	0.0%	0.0%	0.0%	0.0%
Agricultural development	20.8%	9.1%	11.1%	20.0%	28.6%	57.1%	17.1%	13.0%	21.1%	23.8%
Trade and exports	0.0%	3.0%	0.0%	0.0%	4.8%	14.3%	0.0%	3.7%	0.0%	0.0%
Crime and violence	0.0%	0.0%	0.0%	0.0%	0.0%	0.0%	0.0%	0.0%	0.0%	0.0%
Economic growth	3.8%	3.0%	22.2%	0.0%	9.5%	14.3%	7.3%	9.3%	10.5%	0.0%
Law and justice	1.9%	3.0%	0.0%	0.0%	0.0%	0.0%	4.9%	0.0%	5.3%	4.8%
Regulatory framework	0.0%	0.0%	0.0%	0.0%	0.0%	0.0%	0.0%	0.0%	0.0%	4.8%
Communicable/non-communicable diseases	0.0%	0.0%	0.0%	0.0%	0.0%	0.0%	0.0%	0.0%	0.0%	0.0%
Local governance and institutions	0.0%	6.1%	0.0%	0.0%	0.0%	0.0%	4.9%	0.0%	10.5%	0.0%
Natural resource management	1.9%	3.0%	11.1%	0.0%	4.8%	14.3%	12.2%	0.0%	0.0%	14.3%
Anti-corruption*	15.1%	12.1%	0.0%	0.0%	33.3%	42.9%	34.1%	5.6%	26.3%	23.8%
Disaster management	7.5%	0.0%	0.0%	0.0%	0.0%	0.0%	0.0%	0.0%	0.0%	0.0%
Information and communications technology	1.9%	3.0%	0.0%	0.0%	0.0%	0.0%	0.0%	0.0%	0.0%	4.8%
Debt relief and access to finance*	11.3%	3.0%	11.1%	80.0%	19.0%	0.0%	12.2%	25.9%	5.3%	9.5%

\*Significantly different between stakeholder groups

### A. General Issues facing Sudan (continued)

Poverty reduction is a broad term that encompasses work in many different areas. Which THREE areas of development listed below do you believe would contribute most to reducing poverty in Sudan? (Choose no more than THREE)

Percentage of Respondents (Responses combined)	Employee of a Ministry	PMU/ Consultant on WBG Program	Local Government	Bilateral/ Multilateral Agency	Private Sector	Financial Sector/ Private Bank	NGO/CBO	Media	Academia	Other
Water and sanitation*	7.4%	25.0%	0.0%	0.0%	4.8%	0.0%	0.0%	3.8%	5.3%	19.0%
Equality of opportunity	13.0%	6.3%	0.0%	0.0%	4.8%	28.6%	4.9%	15.4%	21.1%	23.8%
Economic growth	24.1%	12.5%	44.4%	20.0%	47.6%	42.9%	31.7%	30.8%	21.1%	33.3%
Climate change	9.3%	3.1%	0.0%	0.0%	0.0%	0.0%	2.4%	0.0%	0.0%	0.0%
Regional conflict and tensions*	1.9%	0.0%	11.1%	40.0%	0.0%	0.0%	12.2%	0.0%	0.0%	4.8%
Global/regional integration	3.7%	9.4%	0.0%	0.0%	0.0%	0.0%	0.0%	11.5%	0.0%	0.0%
Gender equity	0.0%	0.0%	0.0%	0.0%	0.0%	0.0%	4.9%	3.8%	0.0%	0.0%
Rural development	27.8%	37.5%	44.4%	60.0%	23.8%	14.3%	31.7%	34.6%	42.1%	28.6%
Urban development	0.0%	0.0%	0.0%	0.0%	0.0%	0.0%	2.4%	3.8%	5.3%	14.3%
Regulatory framework*	0.0%	0.0%	0.0%	20.0%	0.0%	0.0%	0.0%	0.0%	0.0%	0.0%
Local governance and institutions	5.6%	6.3%	0.0%	0.0%	0.0%	0.0%	0.0%	0.0%	0.0%	0.0%
Social protection	5.6%	9.4%	11.1%	0.0%	0.0%	0.0%	0.0%	3.8%	10.5%	0.0%
Law and justice	9.3%	0.0%	0.0%	0.0%	0.0%	0.0%	0.0%	0.0%	0.0%	4.8%
Transport*	7.4%	9.4%	0.0%	80.0%	4.8%	14.3%	0.0%	1.9%	0.0%	0.0%
Crime and violence*	0.0%	0.0%	11.1%	0.0%	0.0%	0.0%	0.0%	0.0%	0.0%	9.5%
Communicable/non-communicable diseases	0.0%	0.0%	0.0%	0.0%	0.0%	0.0%	0.0%	0.0%	0.0%	0.0%
Information and communications technology	0.0%	0.0%	0.0%	0.0%	0.0%	0.0%	0.0%	3.8%	0.0%	0.0%
Debt relief and access to finance	16.7%	15.6%	33.3%	0.0%	4.8%	0.0%	17.1%	15.4%	15.8%	4.8%
Security/stabilization/reconstruction*	40.7%	46.9%	22.2%	40.0%	33.3%	57.1%	22.0%	30.8%	42.1%	4.8%
Anti-corruption	7.4%	6.3%	11.1%	0.0%	23.8%	14.3%	7.3%	9.6%	21.1%	14.3%
Private sector development	3.7%	6.3%	0.0%	0.0%	0.0%	0.0%	9.8%	3.8%	15.8%	14.3%
Foreign direct investment	0.0%	3.1%	0.0%	0.0%	14.3%	0.0%	7.3%	7.7%	0.0%	0.0%
Energy	0.0%	0.0%	0.0%	0.0%	4.8%	0.0%	0.0%	0.0%	0.0%	0.0%
Public sector governance/reform	20.4%	15.6%	0.0%	20.0%	0.0%	0.0%	4.9%	3.8%	15.8%	14.3%
Social cohesion	0.0%	0.0%	0.0%	0.0%	4.8%	0.0%	0.0%	0.0%	0.0%	0.0%
Education	18.5%	21.9%	33.3%	0.0%	42.9%	28.6%	26.8%	17.3%	36.8%	19.0%
Natural resource management	7.4%	3.1%	11.1%	0.0%	9.5%	28.6%	9.8%	0.0%	0.0%	9.5%
Environmental sustainability	1.9%	0.0%	0.0%	0.0%	0.0%	0.0%	7.3%	0.0%	0.0%	0.0%
Health	11.1%	9.4%	33.3%	0.0%	19.0%	14.3%	7.3%	3.8%	5.3%	23.8%
Agricultural development	18.5%	18.8%	11.1%	0.0%	28.6%	14.3%	43.9%	25.0%	21.1%	33.3%
Disaster management	0.0%	0.0%	0.0%	0.0%	0.0%	0.0%	0.0%	0.0%	0.0%	0.0%
Job creation/employment*	14.8%	18.8%	0.0%	0.0%	19.0%	0.0%	19.5%	38.5%	10.5%	4.8%
Financial markets*	0.0%	3.1%	0.0%	20.0%	4.8%	0.0%	0.0%	0.0%	5.3%	0.0%
Trade and exports	0.0%	3.1%	0.0%	0.0%	4.8%	14.3%	12.2%	11.5%	5.3%	0.0%
Food security	20.4%	3.1%	22.2%	0.0%	0.0%	28.6%	14.6%	17.3%	0.0%	14.3%

\*Significantly different between stakeholder groups



**A. General Issues facing Sudan (continued)**

When thinking about the idea of “shared prosperity” in your country, which of the following TWO best illustrate how this would be achieved in Sudan? (Choose no more than TWO)

Percentage of Respondents (Responses combined)	Employee of a Ministry	PMU/ Consultant on WBG Program	Local Government	Bilateral/ Multilateral Agency	Private Sector	Financial Sector/ Private Bank	NGO/CBO	Media	Academia	Other
Better employment opportunities for young people	11.3%	18.2%	42.9%	20.0%	23.8%	16.7%	15.0%	25.5%	26.3%	45.5%
Better employment opportunities for women	0.0%	0.0%	0.0%	0.0%	0.0%	0.0%	0.0%	0.0%	0.0%	4.5%
Greater access to micro-finance for the poor	24.5%	30.3%	28.6%	0.0%	23.8%	33.3%	32.5%	43.1%	26.3%	18.2%
Debt relief and access to finance*	17.0%	0.0%	42.9%	20.0%	4.8%	0.0%	17.5%	21.6%	10.5%	4.5%
Greater voice and participation for citizens to help ensure greater accountability	5.7%	9.1%	0.0%	0.0%	0.0%	0.0%	0.0%	0.0%	0.0%	9.1%
Greater access to health and nutrition for citizens	1.9%	6.1%	0.0%	0.0%	4.8%	16.7%	5.0%	7.8%	15.8%	4.5%
Better entrepreneurial opportunities*	24.5%	9.1%	28.6%	60.0%	9.5%	0.0%	5.0%	21.6%	0.0%	4.5%
Better natural resource management	17.0%	24.2%	0.0%	0.0%	19.0%	33.3%	35.0%	9.8%	15.8%	18.2%
A growing middle class*	0.0%	0.0%	0.0%	20.0%	4.8%	16.7%	5.0%	9.8%	21.1%	9.1%
Better opportunity for the poor who live in rural areas	1.9%	15.2%	14.3%	0.0%	9.5%	0.0%	20.0%	7.8%	0.0%	9.1%
Better opportunity for the poor who live in urban areas	0.0%	3.0%	0.0%	0.0%	0.0%	0.0%	5.0%	0.0%	0.0%	0.0%
Better security and peace building*	28.3%	12.1%	0.0%	0.0%	23.8%	33.3%	17.5%	13.7%	15.8%	45.5%
Consistent economic growth*	30.2%	27.3%	28.6%	0.0%	33.3%	33.3%	2.5%	13.7%	10.5%	13.6%
More reliable social safety net	3.8%	3.0%	0.0%	0.0%	0.0%	0.0%	2.5%	3.9%	0.0%	0.0%
Greater equity of fiscal policy	5.7%	3.0%	0.0%	0.0%	14.3%	16.7%	5.0%	5.9%	10.5%	0.0%
Education and training that better ensure job opportunity*	18.9%	24.2%	14.3%	80.0%	19.0%	0.0%	30.0%	11.8%	36.8%	4.5%
Better quality public services	1.9%	0.0%	0.0%	0.0%	4.8%	0.0%	2.5%	2.0%	0.0%	0.0%
Other	3.8%	6.1%	0.0%	0.0%	4.8%	0.0%	0.0%	0.0%	5.3%	9.1%

\*Significantly different between stakeholder groups

**B. Overall Attitudes toward the World Bank Group**

	Employee of a Ministry			PMU/ Consultant on WBG Program			Local Government			Bilateral/ Multilateral Agency			Private Sector			Financial Sector/ Private Bank			NGO/CBO			Media			Academia			Other		
	N	Mean	SD	N	Mean	SD	N	Mean	SD	N	Mean	SD	N	Mean	SD	N	Mean	SD	N	Mean	SD	N	Mean	SD	N	Mean	SD	N	Mean	SD
How familiar are you with the work of the World Bank Group in Sudan?*	52	6.54	2.80	33	7.06	2.34	9	6.78	2.22	5	7.60	2.19	21	4.24	2.97	6	3.50	1.98	40	5.48	2.64	54	6.54	3.27	19	6.21	2.51	22	4.36	2.90

(1-Not familiar at all, 10-Extremely familiar) \*Significantly different between stakeholder groups

	Employee of a Ministry			PMU/ Consultant on WBG Program			Local Government			Bilateral/ Multilateral Agency			Private Sector			Financial Sector/ Private Bank			NGO/CBO			Media			Academia			Other		
	N	Mean	SD	N	Mean	SD	N	Mean	SD	N	Mean	SD	N	Mean	SD	N	Mean	SD	N	Mean	SD	N	Mean	SD	N	Mean	SD	N	Mean	SD
Overall, please rate your impression of the World Bank Group's effectiveness in Sudan.*	44	7.07	2.57	31	6.13	2.84	8	7.25	2.71	5	5.20	1.30	14	4.29	3.20	4	6.25	1.50	30	6.40	3.02	45	6.00	3.22	17	5.24	2.66	19	4.89	2.87

(1-Not effective at all, 10-Very effective) \*Significantly different between stakeholder groups

	Employee of a Ministry			PMU/ Consultant on WBG Program			Local Government			Bilateral/ Multilateral Agency			Private Sector			Financial Sector/ Private Bank			NGO/CBO			Media			Academia			Other		
	N	Mean	SD	N	Mean	SD	N	Mean	SD	N	Mean	SD	N	Mean	SD	N	Mean	SD	N	Mean	SD	N	Mean	SD	N	Mean	SD	N	Mean	SD
To what extent do you believe the WBG's staff is well prepared to help Sudan solve its most complicated development challenges?*	48	7.96	2.13	32	7.00	2.30	9	9.11	0.93	5	5.80	2.17	15	4.73	3.20	4	8.50	1.73	29	7.31	2.73	40	7.03	3.48	14	6.57	2.98	19	5.95	3.31

(1-To no degree at all, 10-To a very significant degree) \*Significantly different between stakeholder groups

**B. Overall Attitudes toward the World Bank Group (continued)**

When thinking about how the World Bank Group can have the most impact on development results in Sudan, in which sectoral areas do you believe the World Bank Group should focus most of its resources in Sudan? (Choose no more than THREE)

Percentage of Respondents (Responses combined)	Employee of a Ministry	PMU/ Consultant on WBG Program	Local Government	Bilateral/ Multilateral Agency	Private Sector	Financial Sector/ Private Bank	NGO/CBO	Media	Academia	Other
Social protection*	1.9%	9.1%	33.3%	0.0%	0.0%	0.0%	0.0%	0.0%	5.3%	22.7%
Security/stabilization/reconstruction*	29.6%	36.4%	0.0%	0.0%	28.6%	71.4%	31.0%	53.7%	47.4%	13.6%
Crime and violence	3.7%	3.0%	0.0%	0.0%	0.0%	0.0%	4.8%	1.9%	0.0%	0.0%
Transport*	9.3%	18.2%	0.0%	80.0%	4.8%	14.3%	2.4%	9.3%	15.8%	0.0%
Agricultural development	31.5%	27.3%	44.4%	40.0%	28.6%	57.1%	57.1%	24.1%	47.4%	31.8%
Global/regional integration	1.9%	3.0%	0.0%	20.0%	0.0%	14.3%	4.8%	3.7%	5.3%	0.0%
Gender equity	0.0%	0.0%	0.0%	0.0%	0.0%	0.0%	0.0%	0.0%	0.0%	0.0%
Public sector governance/reform	11.1%	12.1%	11.1%	0.0%	4.8%	14.3%	9.5%	14.8%	26.3%	18.2%
Health	24.1%	9.1%	22.2%	0.0%	14.3%	0.0%	19.0%	16.7%	10.5%	13.6%
Rural development	18.5%	33.3%	55.6%	0.0%	23.8%	14.3%	16.7%	14.8%	15.8%	22.7%
Foreign direct investment	5.6%	9.1%	11.1%	0.0%	9.5%	0.0%	14.3%	16.7%	0.0%	9.1%
Education	20.4%	21.2%	11.1%	0.0%	28.6%	0.0%	26.2%	25.9%	15.8%	27.3%
Energy	0.0%	3.0%	0.0%	0.0%	4.8%	0.0%	0.0%	0.0%	10.5%	0.0%
Social cohesion	0.0%	0.0%	0.0%	0.0%	0.0%	0.0%	0.0%	0.0%	0.0%	0.0%
Job creation/employment	13.0%	12.1%	0.0%	0.0%	4.8%	0.0%	7.1%	14.8%	10.5%	4.5%
Financial markets	0.0%	3.0%	0.0%	0.0%	9.5%	0.0%	0.0%	3.7%	0.0%	0.0%
Urban development	0.0%	0.0%	0.0%	0.0%	4.8%	0.0%	0.0%	3.7%	0.0%	0.0%
Environmental sustainability*	14.8%	6.1%	0.0%	0.0%	0.0%	0.0%	4.8%	0.0%	0.0%	0.0%
Equality of opportunity	0.0%	3.0%	0.0%	0.0%	0.0%	0.0%	0.0%	5.6%	15.8%	9.1%
Regional conflict and tensions	0.0%	6.1%	0.0%	0.0%	0.0%	0.0%	4.8%	0.0%	5.3%	4.5%
Private sector development	13.0%	3.0%	0.0%	40.0%	14.3%	0.0%	4.8%	3.7%	5.3%	4.5%
Water and sanitation	7.4%	15.2%	0.0%	0.0%	4.8%	0.0%	2.4%	3.7%	0.0%	9.1%
Food security	11.1%	9.1%	0.0%	0.0%	14.3%	14.3%	21.4%	5.6%	0.0%	13.6%
Climate change	9.3%	3.0%	0.0%	0.0%	0.0%	0.0%	0.0%	1.9%	0.0%	0.0%
Poverty reduction	18.5%	21.2%	22.2%	40.0%	19.0%	28.6%	21.4%	5.6%	10.5%	36.4%
Trade and exports*	1.9%	0.0%	0.0%	0.0%	14.3%	14.3%	0.0%	0.0%	0.0%	0.0%
Economic growth	11.1%	3.0%	0.0%	0.0%	19.0%	14.3%	11.9%	14.8%	26.3%	22.7%
Law and justice	3.7%	0.0%	0.0%	0.0%	0.0%	0.0%	0.0%	3.7%	5.3%	4.5%
Local governance and institutions	0.0%	6.1%	0.0%	0.0%	0.0%	0.0%	2.4%	0.0%	0.0%	0.0%
Regulatory framework	0.0%	3.0%	0.0%	0.0%	0.0%	0.0%	0.0%	0.0%	0.0%	0.0%
Communicable/non-communicable diseases	0.0%	0.0%	0.0%	0.0%	0.0%	0.0%	0.0%	0.0%	0.0%	0.0%
Natural resource management*	9.3%	6.1%	0.0%	60.0%	4.8%	14.3%	7.1%	5.6%	0.0%	9.1%
Information and communications technology*	1.9%	0.0%	22.2%	0.0%	0.0%	0.0%	0.0%	0.0%	0.0%	4.5%
Anti-corruption	1.9%	3.0%	0.0%	0.0%	9.5%	0.0%	16.7%	3.7%	10.5%	4.5%
Disaster management	0.0%	0.0%	0.0%	0.0%	0.0%	0.0%	0.0%	1.9%	0.0%	0.0%
Debt relief and access to finance*	22.2%	12.1%	33.3%	20.0%	33.3%	14.3%	7.1%	38.9%	5.3%	4.5%

\*Significantly different between stakeholder groups

**B. Overall Attitudes toward the World Bank Group (continued)**

When thinking about the World Bank Group's role, which activity do you believe is of greatest VALUE and which activity is of second greatest value in Sudan?

Greatest Value Percentage of Respondents	Employee of a Ministry	PMU/ Consultant on WBG Program	Local Government	Bilateral/ Multilateral Agency	Private Sector	Financial Sector/ Private Bank	NGO/CBO	Media	Academia	Other
Convening/facilitating	10.0%	3.3%	0.0%	0.0%	0.0%	0.0%	0.0%	7.5%	0.0%	0.0%
Data and statistics	12.0%	10.0%	0.0%	0.0%	0.0%	20.0%	8.3%	0.0%	5.3%	0.0%
Policy advice, studies, analyses	16.0%	16.7%	12.5%	0.0%	33.3%	20.0%	8.3%	11.3%	21.1%	27.3%
Financial resources*	12.0%	3.3%	37.5%	0.0%	42.9%	20.0%	44.4%	15.1%	5.3%	40.9%
Capacity development	30.0%	36.7%	25.0%	60.0%	4.8%	20.0%	22.2%	22.6%	42.1%	13.6%
Technical assistance	6.0%	3.3%	0.0%	0.0%	0.0%	0.0%	0.0%	5.7%	5.3%	4.5%
Mobilizing third party financial resources*	0.0%	10.0%	0.0%	20.0%	4.8%	0.0%	2.8%	0.0%	0.0%	0.0%
Donor coordination and policy dialogue	10.0%	6.7%	12.5%	20.0%	4.8%	0.0%	5.6%	18.9%	10.5%	13.6%
Linkage to non-Bank expertise	0.0%	0.0%	0.0%	0.0%	0.0%	0.0%	0.0%	1.9%	0.0%	0.0%
Strategy formulation	4.0%	10.0%	12.5%	0.0%	9.5%	20.0%	8.3%	17.0%	10.5%	0.0%
Other	0.0%	0.0%	0.0%	0.0%	0.0%	0.0%	0.0%	0.0%	0.0%	0.0%

\*Significantly different between stakeholder groups

2 <sup>nd</sup> Greatest Value Percentage of Respondents	Employee of a Ministry	PMU/ Consultant on WBG Program	Local Government	Bilateral/ Multilateral Agency	Private Sector	Financial Sector/ Private Bank	NGO/CBO	Media	Academia	Other
Convening/facilitating	4.1%	3.6%	12.5%	20.0%	9.5%	16.7%	0.0%	7.4%	10.5%	0.0%
Data and statistics*	2.0%	17.9%	0.0%	0.0%	4.8%	16.7%	8.3%	0.0%	0.0%	5.0%
Policy advice, studies, analyses	10.2%	14.3%	0.0%	0.0%	4.8%	0.0%	5.6%	3.7%	15.8%	0.0%
Financial resources	8.2%	14.3%	0.0%	20.0%	4.8%	16.7%	11.1%	14.8%	5.3%	5.0%
Capacity development	32.7%	7.1%	37.5%	20.0%	33.3%	16.7%	30.6%	31.5%	10.5%	40.0%
Technical assistance	14.3%	10.7%	12.5%	0.0%	4.8%	0.0%	0.0%	3.7%	5.3%	5.0%
Mobilizing third party financial resources*	2.0%	7.1%	0.0%	0.0%	0.0%	0.0%	5.6%	7.4%	26.3%	5.0%
Donor coordination and policy dialogue	10.2%	14.3%	12.5%	0.0%	23.8%	33.3%	19.4%	18.5%	5.3%	15.0%
Linkage to non-Bank expertise	0.0%	0.0%	0.0%	0.0%	0.0%	0.0%	8.3%	3.7%	5.3%	5.0%
Strategy formulation	16.3%	10.7%	25.0%	40.0%	14.3%	0.0%	11.1%	9.3%	15.8%	20.0%
Other	0.0%	0.0%	0.0%	0.0%	0.0%	0.0%	0.0%	0.0%	0.0%	0.0%

\*Significantly different between stakeholder groups

How EFFECTIVE do you believe the World Bank Group is in terms of the capacity building work it does in each of the following areas in Sudan? (1-Not effective at all, 10-Very effective)

	Employee of a Ministry			PMU/ Consultant on WBG Program			Local Government			Bilateral/ Multilateral Agency			Private Sector			Financial Sector/ Private Bank			NGO/CBO			Media			Academia			Other		
	N	Mean	SD	N	Mean	SD	N	Mean	SD	N	Mean	SD	N	Mean	SD	N	Mean	SD	N	Mean	SD	N	Mean	SD	N	Mean	SD	N	Mean	SD
Project implementation (or other organizational strengthening)*	41	8.10	2.10	31	7.90	1.94	4	8.25	0.96	3	7.00	0.00	13	5.54	3.50	4	6.25	3.50	26	6.04	2.69	34	7.74	2.87	10	6.00	2.67	11	7.09	3.39
Citizen engagement (incorporating citizens' voices into development)*	34	6.03	2.61	32	6.97	2.19	6	8.33	1.51				8	4.13	3.31	4	5.25	1.71	16	3.94	2.46	28	6.25	3.08	13	5.23	3.27	9	7.44	2.40
Policy design (for clarity and better incentives to achieve development goals)	37	7.76	2.13	28	6.18	2.48	6	7.67	2.25	3	7.00	0.00	12	6.42	3.50	4	7.25	1.71	20	6.15	2.76	29	6.83	2.65	11	6.00	2.83	9	7.67	2.29

\*Significantly different between stakeholder groups

### B. Overall Attitudes toward the World Bank Group (continued)

When thinking about how to improve capacity building in Sudan to help ensure better development results, looking forward, how IMPORTANT is it for the World Bank Group to be involved in the following aspects of capacity building? (1-Not important at all, 10-Very important)

	Employee of a Ministry			PMU/ Consultant on WBG Program			Local Government			Bilateral/ Multilateral Agency			Private Sector			Financial Sector/ Private Bank			NGO/CBO			Media			Academia			Other		
	N	Mean	SD	N	Mean	SD	N	Mean	SD	N	Mean	SD	N	Mean	SD	N	Mean	SD	N	Mean	SD	N	Mean	SD	N	Mean	SD	N	Mean	SD
Project implementation (or other organizational strengthening)	47	8.91	1.92	32	8.94	1.70	4	8.75	1.50	5	7.60	1.34	13	8.69	2.29	5	7.80	2.28	25	7.80	2.31	31	8.29	2.31	14	8.57	2.50	13	9.23	1.42
Citizen engagement (incorporating citizens' voices into development)	40	7.68	2.59	32	8.63	2.01	6	9.17	1.33	2	7.50	3.54	8	9.38	0.92	5	8.20	1.92	21	8.00	2.35	28	7.46	3.14	14	8.64	2.02	13	8.69	2.25
Policy design (for clarity and better incentives to achieve development goals)	44	8.70	2.13	29	8.59	1.97	6	9.50	0.84	5	8.40	1.14	12	9.75	0.62	5	8.80	2.17	23	9.22	0.90	30	7.97	2.66	13	8.38	1.50	11	9.09	1.92

Which of the following do you identify as the World Bank Group's greatest WEAKNESSES in its work in Sudan? (Choose no more than TWO)

Percentage of Respondents (Responses combined)	Employee of a Ministry	PMU/ Consultant on WBG Program	Local Government	Bilateral/ Multilateral Agency	Private Sector	Financial Sector/ Private Bank	NGO/CBO	Media	Academia	Other
Staff too inaccessible*	0.0%	0.0%	22.2%	0.0%	28.6%	16.7%	7.3%	5.6%	21.1%	42.9%
Not exploring alternative policy options	11.5%	6.1%	0.0%	0.0%	9.5%	0.0%	0.0%	9.3%	0.0%	0.0%
Not collaborating enough with stakeholders outside the Government	9.6%	9.1%	0.0%	0.0%	19.0%	33.3%	17.1%	14.8%	21.1%	0.0%
Its advice and strategies do not lend themselves to practical problem solving*	13.5%	9.1%	0.0%	80.0%	0.0%	0.0%	4.9%	18.5%	26.3%	0.0%
Not enough public disclosure of its work	9.6%	3.0%	22.2%	20.0%	23.8%	33.3%	22.0%	16.7%	21.1%	19.0%
Arrogant in its approach	0.0%	0.0%	0.0%	0.0%	9.5%	0.0%	2.4%	3.7%	0.0%	0.0%
Not client focused	3.8%	3.0%	0.0%	0.0%	14.3%	0.0%	4.9%	0.0%	10.5%	9.5%
The credibility of its knowledge/data	0.0%	3.0%	0.0%	0.0%	4.8%	0.0%	2.4%	3.7%	0.0%	0.0%
World Bank Group's processes too complex*	15.4%	27.3%	33.3%	20.0%	4.8%	0.0%	7.3%	5.6%	0.0%	23.8%
Not willing to honestly criticize policies and reform efforts in the country	9.6%	6.1%	0.0%	0.0%	0.0%	0.0%	7.3%	1.9%	0.0%	19.0%
Too influenced by developed countries*	13.5%	15.2%	11.1%	80.0%	19.0%	16.7%	9.8%	14.8%	5.3%	0.0%
Imposing technocratic solutions without regard to political realities	1.9%	9.1%	0.0%	0.0%	9.5%	0.0%	12.2%	20.4%	0.0%	19.0%
World Bank Group's processes too slow*	17.3%	27.3%	11.1%	0.0%	0.0%	0.0%	22.0%	5.6%	15.8%	0.0%
Not aligned with other donors' work	0.0%	0.0%	0.0%	0.0%	0.0%	0.0%	7.3%	3.7%	5.3%	9.5%
Not aligned with country priorities	3.8%	6.1%	0.0%	0.0%	4.8%	0.0%	2.4%	9.3%	0.0%	0.0%
Not adequately sensitive to political/social realities in Sudan*	13.5%	0.0%	44.4%	0.0%	4.8%	50.0%	19.5%	24.1%	5.3%	9.5%
Not focused enough on issues that are unique to post-conflict countries*	13.5%	0.0%	0.0%	0.0%	0.0%	0.0%	7.3%	13.0%	26.3%	0.0%
Inadequate number of World Bank Group staff members located in the country	13.5%	15.2%	22.2%	0.0%	14.3%	16.7%	2.4%	0.0%	5.3%	14.3%
Other	5.8%	15.2%	0.0%	0.0%	4.8%	0.0%	2.4%	3.7%	0.0%	4.8%
Don't know	19.2%	21.2%	11.1%	0.0%	14.3%	33.3%	19.5%	11.1%	15.8%	4.8%

\*Significantly different between stakeholder groups

**B. Overall Attitudes toward the World Bank Group (continued)**

Which World Bank Group's instruments do you believe are the MOST effective in reducing poverty in Sudan? (Choose no more than TWO)

Percentage of Respondents (Responses combined)	Employee of a Ministry	PMU/ Consultant on WBG Program	Local Government	Bilateral/ Multilateral Agency	Private Sector	Financial Sector/ Private Bank	NGO/CBO	Media	Academia	Other
Knowledge products/services	13.0%	27.3%	0.0%	0.0%	42.9%	14.3%	22.0%	18.5%	21.1%	27.3%
Technical assistance*	44.4%	42.4%	66.7%	0.0%	19.0%	0.0%	9.8%	20.4%	42.1%	9.1%
Capacity development	57.4%	69.7%	66.7%	0.0%	47.6%	57.1%	68.3%	55.6%	52.6%	40.9%
Trust Fund management*	13.0%	9.1%	0.0%	80.0%	14.3%	14.3%	4.9%	18.5%	10.5%	9.1%
Multi-sectoral approaches	9.3%	9.1%	0.0%	0.0%	0.0%	0.0%	9.8%	7.4%	0.0%	13.6%
Co-financing arrangements	27.8%	24.2%	33.3%	20.0%	19.0%	42.9%	46.3%	51.9%	31.6%	31.8%
Sector-wide approaches*	0.0%	12.1%	22.2%	80.0%	9.5%	0.0%	4.9%	0.0%	5.3%	9.1%
Emergency Recovery lending	13.0%	6.1%	11.1%	20.0%	14.3%	14.3%	7.3%	16.7%	5.3%	18.2%
Other	5.6%	0.0%	0.0%	0.0%	0.0%	0.0%	2.4%	0.0%	5.3%	9.1%
Don't know*	5.6%	0.0%	0.0%	0.0%	19.0%	28.6%	4.9%	3.7%	10.5%	13.6%

\*Significantly different between stakeholder groups

To what extent do you believe that the World Bank Group's work and support help the poorest in Sudan?\* (Select only ONE response)

Percentage of Respondents	Employee of a Ministry	PMU/ Consultant on WBG Program	Local Government	Bilateral/ Multilateral Agency	Private Sector	Financial Sector/ Private Bank	NGO/CBO	Media	Academia	Other
To a fully sufficient degree	-	-	43%	-	10%	-	3%	4%	-	5%
To a somewhat sufficient degree	46%	42%	14%	-	10%	20%	33%	20%	11%	14%
To a somewhat insufficient degree	33%	45%	43%	80%	15%	-	18%	34%	37%	23%
To a very insufficient degree	15%	-	-	20%	30%	40%	25%	32%	32%	41%
Don't know	7%	12%	-	-	35%	40%	23%	10%	21%	18%

\*Significantly different between stakeholder groups

**B. Overall Attitudes toward the World Bank Group (continued)**

In addition to the regular relations with the national government, which TWO of the following groups should the World Bank Group collaborate with more in your country? (Choose no more than TWO)

Percentage of Respondents (Responses combined)	Employee of a Ministry	PMU/ Consultant on WBG Program	Local Government	Bilateral/ Multilateral Agency	Private Sector	Financial Sector/ Private Bank	NGO/CBO	Media	Academia	Other
Academia/think tanks/research institutes*	34.0%	27.3%	33.3%	0.0%	28.6%	33.3%	7.1%	24.1%	68.4%	54.5%
Donor community*	20.8%	9.1%	0.0%	60.0%	19.0%	16.7%	26.2%	5.6%	0.0%	13.6%
Media*	0.0%	3.0%	22.2%	0.0%	23.8%	16.7%	2.4%	42.6%	5.3%	13.6%
Local government	18.9%	15.2%	22.2%	20.0%	14.3%	16.7%	16.7%	20.4%	15.8%	4.5%
Private sector*	3.8%	15.2%	0.0%	80.0%	47.6%	16.7%	14.3%	24.1%	42.1%	18.2%
Parliament	3.8%	0.0%	0.0%	0.0%	0.0%	16.7%	0.0%	0.0%	5.3%	0.0%
NGOs/CBOs*	49.1%	27.3%	33.3%	20.0%	14.3%	0.0%	54.8%	31.5%	21.1%	22.7%
Youth/university groups	9.4%	18.2%	33.3%	0.0%	14.3%	0.0%	7.1%	3.7%	15.8%	9.1%
Beneficiaries*	47.2%	48.5%	22.2%	0.0%	9.5%	50.0%	28.6%	11.1%	15.8%	22.7%
Foundations*	3.8%	15.2%	22.2%	0.0%	0.0%	0.0%	0.0%	13.0%	0.0%	18.2%
UN and regional peace keeping forces*	0.0%	0.0%	0.0%	0.0%	14.3%	0.0%	0.0%	3.7%	0.0%	0.0%
Emerging donors	1.9%	0.0%	0.0%	0.0%	0.0%	0.0%	0.0%	9.3%	0.0%	0.0%
UN agencies	5.7%	15.2%	11.1%	20.0%	4.8%	0.0%	16.7%	1.9%	0.0%	9.1%
Regional organizations	0.0%	3.0%	0.0%	0.0%	9.5%	0.0%	4.8%	0.0%	0.0%	4.5%
Other	1.9%	0.0%	0.0%	0.0%	0.0%	0.0%	0.0%	0.0%	0.0%	0.0%
Don't know	0.0%	3.0%	0.0%	0.0%	0.0%	16.7%	9.5%	3.7%	0.0%	0.0%

\*Significantly different between stakeholder groups

To what extent do you agree with the following statements about the World Bank Group's work in Sudan? (1-Strongly disagree, 10-Strongly agree)

	Employee of a Ministry			PMU/ Consultant on WBG Program			Local Government			Bilateral/ Multilateral Agency			Private Sector			Financial Sector/ Private Bank			NGO/CBO			Media			Academia			Other		
	N	Mean	SD	N	Mean	SD	N	Mean	SD	N	Mean	SD	N	Mean	SD	N	Mean	SD	N	Mean	SD	N	Mean	SD	N	Mean	SD	N	Mean	SD
Overall the World Bank Group currently plays a relevant role in development in Sudan	50	6.96	3.19	31	6.16	2.62	7	6.43	3.31	5	4.80	1.79	15	5.07	2.92	3	6.67	3.22	35	5.03	2.84	36	5.97	3.19	16	4.75	2.44	19	4.79	2.76
The World Bank Group's work is aligned with what I consider the development priorities for Sudan*	46	7.09	2.87	31	7.03	2.06	5	7.20	1.30	5	4.20	1.79	15	5.47	3.04	3	6.33	3.06	34	5.06	2.91	38	6.61	3.37	16	4.50	3.03	18	5.89	3.20
The World Bank Group supports programs and strategies that are realistic for Sudan*	45	7.04	2.76	31	6.94	1.75	5	6.60	1.14	5	4.60	2.19	15	4.80	3.10	2	5.50	3.54	33	5.24	2.86	39	6.51	3.12	15	5.47	2.64	17	5.71	3.29
The World Bank Group treats clients and stakeholders in Sudan with respect	45	8.18	2.63	32	8.31	1.66	6	9.33	0.82	5	6.80	1.30	14	6.57	2.82	1	10.00	.	31	7.90	2.86	36	8.17	2.87	14	6.64	2.98	18	7.72	3.20

\*Significantly different between stakeholder groups

**B. Overall Attitudes toward the World Bank Group (continued)**

To what extent is the World Bank Group an effective development partner in Sudan in terms of each of the following? (1-To no degree at all, 10-To a very significant degree)

	Employee of a Ministry			PMU/ Consultant on WBG Program			Local Government			Bilateral/ Multilateral Agency			Private Sector			Financial Sector/ Private Bank			NGO/CBO			Media			Academia			Other		
	N	Mean	SD	N	Mean	SD	N	Mean	SD	N	Mean	SD	N	Mean	SD	N	Mean	SD	N	Mean	SD	N	Mean	SD	N	Mean	SD	N	Mean	SD
Responsiveness to needs*	44	7.09	2.37	32	6.16	2.20	5	5.00	2.35	5	3.00	1.73	15	5.73	3.13	2	3.50	3.54	32	5.28	2.88	36	5.42	3.20	17	4.47	2.55	18	4.89	2.78
Flexibility (in terms of the institution's products and services)*	41	6.61	2.25	32	6.41	1.86	7	6.29	3.35	5	3.60	1.34	12	5.58	3.03	3	3.67	3.79	25	5.56	2.76	32	5.78	3.19	16	4.63	1.82	18	4.78	2.76
Flexibility (in terms of changing country circumstances)*	42	7.05	2.25	31	6.13	2.22	5	5.40	3.36	5	4.00	1.41	15	6.07	3.20	2	3.50	2.12	17	5.24	3.15	35	5.40	3.37	16	4.13	2.45	19	4.58	2.80
Being inclusive*	40	7.08	2.62	29	5.41	2.04	5	5.00	2.74	5	4.60	1.34	15	5.93	2.71	2	2.50	2.12	28	5.00	2.52	26	6.04	2.96	15	5.07	2.02	17	5.88	2.71
Openness (sharing data and other information)	39	6.72	2.32	29	6.55	2.21	5	5.60	2.19	5	7.00	2.24	14	6.07	2.06	3	5.00	4.00	27	5.93	2.54	34	6.62	3.43	13	4.77	3.14	19	5.58	2.91
Staff accessibility	43	7.09	2.61	32	6.75	2.21	6	8.17	1.47	5	6.20	1.10	13	5.00	2.97	2	7.50	2.12	31	5.16	3.08	34	6.38	3.68	14	5.50	2.65	19	5.47	3.10
Straightforwardness and honesty*	41	8.15	2.21	33	8.52	1.97	5	9.20	0.45	5	6.40	1.95	13	7.23	2.46	4	6.25	4.11	23	8.09	1.68	30	8.20	2.61	11	5.91	3.39	15	6.33	3.11
Ease of access to the people at the World Bank Group who are making decisions important to my work	45	6.89	2.56	31	6.16	2.78	5	6.80	3.49	5	4.40	2.19	13	5.23	3.37	3	2.67	2.89	28	5.54	3.25	36	5.03	3.44	14	4.79	2.67	18	5.50	3.00
Collaboration with civil society	44	6.93	2.24	29	5.90	2.41	7	8.71	1.80	4	5.25	1.50	13	5.23	3.37	3	4.67	3.51	32	5.81	2.87	39	6.56	3.50	15	5.67	3.02	17	5.65	2.91
Collaboration with the UN*	34	8.47	1.48	24	7.25	2.35	4	9.50	0.58	5	6.00	2.83	12	7.42	2.61	2	9.50	0.71	23	8.22	2.00	32	8.25	2.85	13	6.54	2.67	17	6.18	3.28
Collaboration with the Government*	45	8.18	2.25	31	7.77	1.94	5	7.40	3.13	4	4.75	0.50	14	6.71	2.53	3	7.00	4.36	32	7.13	2.42	39	6.85	3.09	16	6.38	1.63	19	6.47	2.63
Collaboration with other donors and development partners*	37	7.95	1.56	26	7.35	2.33	4	9.25	0.50	4	8.25	0.50	14	6.14	2.14	1	8.00	.	22	6.23	2.35	36	7.81	2.53	12	6.42	2.35	17	5.71	2.52
Collaboration with the private sector	34	5.82	2.74	26	5.04	2.20	4	9.00	2.00	4	3.75	2.06	15	4.40	3.02	2	3.50	3.54	25	5.68	3.21	26	4.88	2.92	14	5.50	1.91	18	4.83	2.81
The speed in which it gets things accomplished on the ground*	46	7.07	2.13	33	6.73	2.10	5	7.20	0.84	4	3.25	2.50	15	5.53	3.16	1	5.00	.	33	5.03	3.29	30	6.47	3.08	14	5.64	2.93	20	5.50	2.69
Being a long-term partner	40	7.78	2.66	30	7.37	2.80	5	8.00	2.92	4	7.00	2.00	14	6.64	3.27	1	9.00	.	29	6.55	3.81	35	7.23	3.07	15	6.67	2.85	18	6.67	2.61

\*Significantly different between stakeholder groups

To be more effective development partner in Sudan, do you believe that the World Bank Group should have...? (Select only ONE response)

Percentage of Respondents	Employee of a Ministry	PMU/ Consultant on WBG Program	Local Government	Bilateral/ Multilateral Agency	Private Sector	Financial Sector/ Private Bank	NGO/CBO	Media	Academia	Other
More local presence	87.0%	87.9%	66.7%	100.0%	95.2%	85.7%	88.1%	87.0%	94.4%	90.5%
The current level of local presence is adequate	7.4%	9.1%	22.2%	-	-	-	11.9%	5.6%	-	4.8%
Less local presence	3.7%	-	11.1%	-	4.8%	-	-	3.7%	-	-
Don't know	1.9%	3.0%	-	-	-	14.3%	-	3.7%	5.6%	4.8%



**B. Overall Attitudes toward the World Bank Group (continued)**

In the past year, have you seen more, less, or just about the same level of effective collaboration between the UN and the World Bank Group in your country?\* (Select only ONE response)

Percentage of Respondents	Employee of a Ministry	PMU/ Consultant on WBG Program	Local Government	Bilateral/ Multilateral Agency	Private Sector	Financial Sector/ Private Bank	NGO/CBO	Media	Academia	Other
More effective collaboration	23.1%	6.1%	11.1%	60.0%	14.3%	14.3%	9.5%	18.5%	11.1%	9.1%
The same level of effective collaboration	26.9%	33.3%	44.4%	40.0%	19.0%	14.3%	7.1%	20.4%	16.7%	9.1%
Less effective collaboration	17.3%	24.2%	-	-	19.0%	-	11.9%	24.1%	11.1%	40.9%
Don't know	32.7%	36.4%	44.4%	-	47.6%	71.4%	71.4%	37.0%	61.1%	40.9%

\*Significantly different between stakeholder groups

When World Bank Group assisted reform efforts fail or are slow to take place, which THREE of the following would you attribute this to? (Choose no more than THREE)

Percentage of Respondents (Responses combined)	Employee of a Ministry	PMU/ Consultant on WBG Program	Local Government	Bilateral/ Multilateral Agency	Private Sector	Financial Sector/ Private Bank	NGO/CBO	Media	Academia	Other
The World Bank Group does not do adequate follow through/follow-up	19.2%	15.2%	22.2%	0.0%	30.0%	0.0%	26.2%	9.3%	10.5%	31.8%
There is not an adequate level of citizen/civil society participation	48.1%	39.4%	66.7%	20.0%	55.0%	50.0%	73.8%	40.7%	52.6%	40.9%
The World Bank Group is not sensitive enough to political/social realities on the ground	9.6%	15.2%	22.2%	20.0%	20.0%	0.0%	21.4%	29.6%	31.6%	27.3%
Lack of/inadequate levels of capacity in Government*	44.2%	51.5%	33.3%	0.0%	30.0%	16.7%	11.9%	14.8%	15.8%	13.6%
Poor donor coordination*	5.8%	6.1%	11.1%	60.0%	40.0%	0.0%	11.9%	16.7%	26.3%	40.9%
The World Bank Group works too slowly	9.6%	12.1%	0.0%	0.0%	20.0%	0.0%	7.1%	5.6%	15.8%	18.2%
The Government works inefficiently*	7.7%	24.2%	33.3%	0.0%	10.0%	33.3%	31.0%	35.2%	21.1%	9.1%
Political pressures and obstacles*	34.6%	21.2%	11.1%	100.0%	25.0%	83.3%	9.5%	38.9%	47.4%	40.9%
Reforms are not well thought out in light of country challenges*	26.9%	9.1%	66.7%	0.0%	5.0%	0.0%	14.3%	24.1%	10.5%	13.6%
Ongoing conflict and instability	50.0%	33.3%	11.1%	40.0%	20.0%	66.7%	38.1%	33.3%	42.1%	27.3%
Inadequate funding	26.9%	36.4%	22.2%	60.0%	30.0%	33.3%	28.6%	25.9%	21.1%	31.8%
Other	0.0%	9.1%	0.0%	0.0%	0.0%	0.0%	7.1%	0.0%	0.0%	0.0%

\*Significantly different between stakeholder groups

### C. World Bank Group's Effectiveness and Results

In your opinion, how IMPORTANT is it for the World Bank Group to be involved in the following areas of development in Sudan? (1-Not important at all, 10-Very important)

	Employee of a Ministry			PMU/ Consultant on WBG Program			Local Government			Bilateral/ Multilateral Agency			Private Sector			Financial Sector/ Private Bank			NGO/CBO			Media			Academia			Other		
	N	Mean	SD	N	Mean	SD	N	Mean	SD	N	Mean	SD	N	Mean	SD	N	Mean	SD	N	Mean	SD	N	Mean	SD	N	Mean	SD	N	Mean	SD
Crime and violence*	34	6.85	3.03	28	4.64	2.68	6	8.67	1.63	4	3.75	3.50	14	8.29	2.97	3	4.00	5.20	21	6.57	3.43	37	5.43	3.73	15	4.07	2.74	15	5.93	3.94
Financial markets*	38	7.37	2.95	26	6.12	2.54	6	8.67	1.86	5	5.20	1.79	17	7.76	3.11	4	6.00	4.69	29	8.41	2.43	42	7.43	3.09	15	6.27	2.60	17	8.24	2.66
Transport	40	7.85	2.48	32	8.09	2.04	7	7.29	3.25	5	9.60	0.89	19	7.89	3.20	4	7.75	4.50	30	7.97	2.76	43	7.51	3.12	16	7.94	3.11	18	7.22	2.82
Anti-corruption	41	7.83	2.82	28	7.86	2.22	7	7.71	3.25	5	6.00	2.83	18	7.56	3.26	4	5.50	5.20	27	8.81	1.92	40	8.25	3.09	15	7.13	2.97	19	8.16	2.99
Regional conflict and tensions*	43	7.70	2.96	29	6.83	2.44	6	8.67	1.37	5	3.00	2.83	17	8.71	2.42	4	3.25	4.50	29	8.10	2.06	37	6.54	3.65	15	7.07	2.34	16	7.75	2.84
Law and justice*	39	5.82	2.95	29	6.90	2.48	5	8.80	1.64	5	2.40	1.52	14	6.79	3.75	4	5.50	5.20	26	5.15	3.31	39	5.46	3.56	14	5.07	3.03	16	6.69	3.61
Urban development	43	7.42	2.65	32	7.47	2.45	7	7.29	2.50	5	9.20	1.30	19	8.32	2.73	4	10.00	0.00	30	7.67	2.32	43	7.91	2.88	15	6.47	2.83	19	7.63	2.63
Environmental sustainability	46	8.28	2.16	33	8.18	2.21	7	7.71	3.45	5	7.80	2.28	16	7.38	2.92	4	10.00	0.00	28	8.82	1.87	40	7.48	2.97	15	7.73	2.66	19	8.16	2.71
Regulatory framework	44	7.18	2.61	31	7.06	2.19	7	8.57	1.81	5	6.40	2.30	16	7.56	2.48	2	5.50	2.12	32	7.28	2.44	36	6.69	3.43	14	5.93	2.67	18	7.17	2.75
Information and communications technology	44	7.95	2.35	29	7.41	2.37	7	8.57	1.90	5	8.00	2.35	19	8.00	2.49	4	4.75	4.11	32	6.59	2.85	42	7.57	3.05	14	6.43	3.55	19	8.16	2.73
Poverty reduction	47	9.04	1.65	32	8.59	2.06	8	8.38	2.77	5	9.20	1.10	20	8.35	2.98	4	10.00	0.00	37	9.24	1.28	43	8.63	2.66	17	8.06	2.63	19	9.47	1.17
Gender equity*	45	6.47	3.06	28	6.25	2.40	7	8.43	1.40	5	7.00	3.46	15	7.40	3.50	4	2.50	1.92	29	7.48	2.54	40	7.15	3.54	16	4.63	2.80	17	7.12	3.31
Private sector development	40	6.73	3.31	30	7.03	2.54	7	7.57	3.26	5	9.40	0.89	20	7.90	3.14	4	6.25	3.86	33	7.55	2.98	41	7.68	3.14	15	7.40	2.23	19	8.11	2.05
Foreign direct investment	39	7.67	2.73	27	6.89	2.44	7	7.29	2.98	5	8.40	1.67	20	8.60	2.37	4	9.25	0.96	34	7.71	3.16	38	8.13	3.20	15	6.33	3.24	18	8.22	2.44
Local governance and institutions	40	5.95	2.84	30	7.03	2.80	4	7.25	4.27	5	6.60	2.70	17	7.00	2.26	4	5.00	3.92	34	6.76	2.66	37	6.54	3.37	15	6.27	2.66	18	7.83	2.09
Water and sanitation	47	8.53	1.79	32	8.03	2.04	7	8.43	1.51	5	8.60	0.55	18	7.50	2.77	5	9.80	0.45	32	7.31	2.93	44	7.82	2.98	17	7.24	3.03	19	9.00	1.53
Trade and exports*	38	6.63	3.09	26	6.65	3.02	6	8.17	2.14	5	8.00	2.35	20	7.95	2.19	4	7.25	4.27	26	7.00	3.21	37	8.27	2.79	14	6.43	3.23	18	9.11	1.49
Economic growth	44	8.55	1.82	28	7.61	2.15	6	8.50	2.35	5	8.80	1.30	20	8.15	2.82	4	10.00	0.00	29	8.55	2.52	44	8.91	2.13	15	7.40	3.16	20	9.30	1.26
Energy	40	7.55	2.61	28	7.43	2.90	7	8.00	3.42	5	7.40	0.55	18	7.56	2.71	4	8.00	4.00	31	7.81	2.54	42	7.76	3.11	15	7.47	2.85	18	8.78	2.24
Disaster management	47	7.77	2.56	28	7.07	2.97	7	8.71	1.80	5	7.80	0.84	18	7.83	2.57	4	7.75	4.50	33	8.21	2.32	40	8.00	2.83	16	5.94	3.02	18	8.89	1.53
Public sector governance/reform	41	7.61	2.75	32	8.16	2.52	7	7.86	3.08	5	7.20	3.49	18	7.56	2.46	4	3.25	4.50	32	6.72	3.19	42	7.81	3.10	16	7.69	2.98	18	8.78	1.83
Job creation/employment	44	7.68	2.51	31	7.55	2.64	7	8.57	2.15	5	8.20	0.84	20	7.60	3.15	4	8.75	2.50	33	7.48	3.13	40	7.53	3.31	16	7.75	3.07	18	8.67	1.97
Social cohesion	43	5.81	3.40	28	6.79	3.08	7	7.86	3.19	5	6.60	1.67	18	6.78	3.61	4	3.25	4.50	33	6.12	3.04	42	5.90	3.78	13	4.85	2.97	17	7.41	3.43
Communicable/non-communicable diseases	44	7.39	2.79	27	7.11	2.47	7	8.43	1.40	4	6.75	0.96	20	7.70	2.87	4	7.75	4.50	31	6.19	3.06	41	6.63	3.59	13	6.15	2.97	18	9.06	1.70
Equality of opportunity	42	7.17	3.11	29	7.31	2.71	7	9.29	0.76	5	7.80	0.45	20	7.55	2.61	4	5.75	4.92	27	7.78	2.42	41	7.17	3.20	14	7.29	2.95	18	8.50	1.92
Health*	46	8.93	1.25	33	8.30	2.01	8	9.00	1.77	5	5.80	2.49	20	7.70	2.74	4	7.50	4.36	37	7.27	3.07	46	8.17	2.71	18	7.67	2.68	17	9.06	1.52
Rural development	46	8.93	1.86	32	8.69	2.02	7	9.00	1.53	5	8.00	1.41	17	7.88	2.60	4	9.75	0.50	36	8.69	1.95	43	8.40	2.77	17	8.12	2.91	19	8.79	2.12
Global/regional integration	43	8.26	1.97	30	7.23	2.32	7	7.86	2.04	5	8.00	1.23	19	7.74	2.62	4	9.00	2.00	25	7.76	2.44	39	7.97	2.85	15	6.73	3.06	17	8.47	2.24
Food security	45	8.89	1.81	30	8.47	1.93	7	8.43	2.64	5	8.20	0.84	17	7.59	2.67	4	9.75	0.50	34	8.79	1.61	42	8.38	2.84	15	7.73	3.43	19	8.63	2.06
Natural resource management	43	6.86	3.04	24	7.71	2.61	6	8.67	2.16	5	7.80	2.17	20	7.85	2.83	5	8.20	4.03	28	7.46	3.23	41	7.54	3.16	14	6.57	3.72	17	8.00	2.83
Security/stabilization/reconstruction	48	8.58	1.88	31	8.19	2.51	8	8.75	1.75	5	7.00	1.41	20	7.95	2.59	4	5.50	5.20	33	7.67	2.87	42	8.43	2.75	16	6.50	3.63	20	8.75	2.34
Social protection*	41	5.34	2.90	29	6.66	2.68	6	8.00	1.90	5	6.00	1.41	20	7.45	3.00	4	5.75	4.92	31	6.84	3.16	40	7.08	2.97	15	5.33	2.87	18	8.28	2.08
Climate change*	41	7.66	3.09	32	7.41	2.77	6	5.67	3.83	5	5.80	2.78	17	6.82	3.64	4	3.00	2.31	31	8.03	2.14	41	6.85	3.25	14	6.93	2.97	18	8.72	2.08
Agricultural development	46	8.98	1.33	33	8.24	2.56	7	8.71	1.89	5	9.00	1.41	21	8.38	2.38	4	9.75	0.50	33	8.70	2.40	43	8.35	2.68	16	8.06	2.98	17	9.12	1.65
Education	47	8.70	1.83	30	8.63	1.87	8	8.63	2.07	5	8.40	0.89	20	7.90	2.92	4	9.50	1.00	37	7.95	3.04	44	8.39	2.76	18	8.00	2.99	18	8.83	2.48
Debt relief and access to finance	40	8.83	2.28	27	8.26	2.52	8	9.13	1.64	5	9.60	0.89	21	8.14	3.25	4	7.75	4.50	34	9.18	1.47	48	8.81	2.58	16	7.56	3.35	19	8.84	2.43

\*Significantly different between stakeholder groups

### C. World Bank Group's Effectiveness and Results (continued)

How EFFECTIVE do you believe the World Bank Group is in terms of the work it does in the following areas of development in Sudan? (1-Not effective at all, 10-Very effective)

	Employee of a Ministry			PMU/ Consultant on WBG Program			Local Government			Bilateral/ Multilateral Agency			Private Sector			Financial Sector/ Private Bank			NGO/CBO			Media			Academia			Other		
	N	Mean	SD	N	Mean	SD	N	Mean	SD	N	Mean	SD	N	Mean	SD	N	Mean	SD	N	Mean	SD	N	Mean	SD	N	Mean	SD	N	Mean	SD
Anti-corruption*	21	4.43	2.99	22	4.68	2.95	3	6.67	1.53	3	7.00	0.00	7	2.71	1.70	1	1.00	.	19	6.21	3.28	19	4.05	2.88	11	2.82	1.83	7	4.43	3.91
Information and communications technology*	25	6.08	2.75	22	4.73	2.39	5	7.60	1.34	3	8.00	0.00	10	5.30	4.03	2	4.00	4.24	21	5.90	3.25	23	4.78	3.07	10	2.20	1.69	10	5.50	3.92
Transport	24	4.29	2.27	23	4.87	2.38	4	5.50	0.58	3	9.00	0.00	8	5.25	3.92	4	4.50	3.42	22	5.36	3.29	21	4.19	2.82	11	3.00	2.57	9	6.00	3.94
Crime and violence	21	4.33	2.92	20	3.50	2.28	1	7.00	.	3	2.00	0.00	5	2.60	2.19	2	3.50	3.54	19	4.16	2.63	22	4.41	3.28	10	3.60	2.22	8	4.38	3.70
Regional conflict and tensions	28	5.68	3.22	24	4.58	2.77	2	6.00	1.41	3	2.00	0.00	10	4.80	3.85	3	3.33	4.04	11	5.64	3.20	24	5.83	3.44	13	3.92	2.93	9	5.00	3.39
Law and justice	23	4.09	2.84	24	5.08	2.13	1	7.00	.	3	3.00	0.00	7	3.43	2.51	3	3.00	3.46	12	2.83	2.66	20	3.95	3.07	10	2.60	1.84	8	4.13	3.72
Urban development	30	6.80	2.83	23	5.39	2.50	4	4.25	2.50	3	6.00	0.00	10	5.40	3.34	3	6.67	4.93	20	5.35	3.38	26	6.04	3.24	12	3.25	1.71	11	5.55	3.83
Environmental sustainability*	32	7.13	2.86	32	6.44	2.44	5	8.00	2.83	3	6.33	0.58	10	5.50	3.03	2	4.50	4.95	19	6.00	2.67	24	5.96	3.07	14	3.71	2.70	13	5.15	3.18
Regulatory framework*	30	5.97	3.07	26	6.35	2.37	3	7.33	1.16	3	7.33	0.58	6	4.50	3.33	3	5.00	3.61	16	6.31	2.96	16	6.00	3.08	13	2.85	1.99	11	4.82	3.55
Communicable/non-communicable diseases*	33	6.94	2.14	23	4.70	2.75	3	7.00	2.00	3	5.67	2.52	13	5.62	3.20	3	5.33	4.04	11	3.91	2.81	22	5.68	2.84	13	3.38	2.66	10	4.80	3.23
Poverty reduction	38	7.37	2.79	28	6.25	2.70	5	6.80	1.79	3	5.67	2.52	13	6.23	2.65	4	6.75	3.95	28	7.25	2.69	30	6.47	3.16	15	4.80	2.34	15	5.80	2.83
Gender equity	29	6.41	2.87	27	6.30	2.49	5	8.40	0.89	3	6.67	1.16	8	5.88	2.75	3	5.33	4.04	22	6.23	2.33	20	5.85	3.44	13	4.62	3.18	12	5.08	2.68
Private sector development	25	5.76	2.95	23	4.61	2.02	2	3.50	2.12	2	7.00	1.41	12	5.67	3.28	3	4.00	2.65	22	6.55	3.71	22	4.95	3.05	12	4.25	2.05	13	5.62	2.79
Foreign direct investment	24	4.88	3.72	19	4.11	1.56	1	8.00	.	3	5.00	0.00	11	6.55	2.73	3	5.33	4.51	23	6.78	3.57	29	5.00	3.65	12	3.17	1.99	10	4.70	2.98
Local governance and institutions	27	5.48	2.90	24	5.04	2.44	2	5.00	4.24	3	4.33	0.58	8	6.38	2.39	2	1.00	0.00	14	5.43	3.03	23	4.48	2.76	12	3.17	1.85	11	4.36	2.29
Water and sanitation*	32	6.50	3.10	29	6.79	2.27	5	7.60	1.34	3	3.00	1.73	10	6.20	2.78	4	6.00	3.46	25	6.08	2.33	29	6.48	2.57	15	4.13	2.92	15	5.20	2.48
Trade and exports	24	5.54	3.30	22	4.50	1.97	1	6.00	.	1	7.00	.	11	5.18	2.96	3	2.67	2.89	21	6.48	2.86	25	4.72	3.17	11	2.82	2.32	13	4.62	2.18
Economic growth	30	6.60	2.55	27	6.00	2.11	5	6.00	2.00	3	6.67	0.58	12	5.42	3.12	4	6.50	3.87	25	6.80	2.55	25	5.52	3.00	13	3.92	2.63	13	5.62	2.76
Energy	21	4.90	2.88	20	4.15	1.87	4	6.00	1.41	1	6.00	.	10	5.90	3.18	3	4.00	3.61	13	6.00	2.27	24	5.00	3.30	13	3.08	2.36	12	4.58	3.06
Disaster management*	31	6.71	3.05	19	5.42	2.24	3	7.00	2.00	3	4.00	1.73	11	4.64	3.30	4	4.50	4.04	17	5.59	2.60	19	6.95	2.64	13	3.23	2.39	13	4.92	3.20
Public sector governance/reform*	26	5.77	3.05	21	5.90	2.34	2	4.00	2.83	3	6.00	0.00	9	4.67	2.24	2	1.00	0.00	14	6.21	2.86	28	6.50	3.03	12	3.42	2.07	13	5.23	3.32
Job creation/employment	33	5.58	2.94	25	4.76	2.67	5	5.60	1.95	3	2.00	0.00	11	4.55	3.11	3	3.67	3.06	22	4.91	2.96	26	4.58	3.44	13	2.23	1.36	13	4.15	3.11
Social cohesion	28	5.04	2.91	23	4.57	2.27	3	5.33	4.04	3	4.00	0.00	11	3.91	3.30	3	3.00	1.73	21	3.76	2.32	21	4.43	3.39	12	2.08	1.24	14	3.71	3.25
Financial markets*	19	5.63	3.06	20	4.35	2.39	1	7.00	.	1	3.00	.	9	3.89	1.97	4	3.75	4.27	17	6.41	2.83	22	4.23	2.76	11	2.45	1.75	12	5.67	3.26
Equality of opportunity*	31	6.32	3.04	25	5.00	2.47	4	7.25	0.50	3	3.00	0.00	7	3.14	1.77	3	4.00	3.61	22	6.36	3.53	24	5.33	3.46	12	2.92	2.23	16	5.38	3.38
Health*	37	7.59	2.51	26	5.69	2.48	5	7.40	1.52	1	6.00	.	15	5.67	3.06	3	5.33	3.79	27	5.67	2.45	26	6.38	2.64	14	3.86	2.57	14	4.50	2.79
Rural development*	39	7.31	2.99	32	6.72	2.22	6	8.33	1.51	3	5.33	1.16	13	5.54	2.96	4	6.50	3.87	27	6.56	2.50	27	6.85	3.02	14	3.64	2.06	15	5.33	3.22
Global/regional integration*	28	6.96	2.52	25	4.84	2.51	5	7.60	2.07	3	4.67	1.16	10	4.60	3.86	3	6.33	4.73	10	5.90	2.92	23	4.04	2.14	13	3.08	2.22	14	5.50	3.18
Food security*	33	6.88	2.89	28	5.25	2.41	5	6.80	2.28	3	4.33	2.31	12	5.83	3.01	4	6.00	4.24	25	6.88	2.28	20	5.45	2.98	13	2.62	1.85	14	5.43	3.18
Education*	40	6.88	2.59	29	6.76	2.18	5	6.60	2.19	3	6.33	1.16	12	4.42	3.12	3	4.33	2.89	23	6.04	2.40	27	6.15	3.10	15	3.53	2.62	16	4.69	3.16
Security/stabilization/reconstruction*	37	6.59	2.96	24	6.00	2.74	4	7.75	2.22	1	5.00	.	11	5.00	3.13	3	4.33	3.51	24	5.33	3.02	26	6.04	2.97	15	3.73	2.43	17	4.12	2.89
Social protection	25	5.12	3.23	21	4.81	2.56	2	6.00	0.00	3	5.67	0.58	11	5.09	2.81	3	1.67	1.16	14	4.00	2.86	17	3.24	2.39	13	2.62	1.12	11	4.09	3.08
Climate change*	34	7.12	3.06	25	5.24	2.13	5	8.20	1.92	3	4.00	0.00	11	4.55	3.21	3	2.00	1.00	12	5.92	2.64	20	4.70	2.23	14	3.00	2.45	14	5.07	2.87
Agricultural development*	33	6.70	3.02	24	5.42	2.67	5	6.80	1.92	3	5.00	0.00	11	6.36	2.62	4	5.25	4.03	27	6.11	3.40	24	5.75	2.54	12	2.67	1.44	16	5.19	2.90
Natural resource management*	26	5.35	3.32	21	4.71	2.88	2	7.50	0.71	3	4.33	0.58	13	5.46	2.63	5	5.40	4.34	18	5.61	3.31	17	3.53	2.18	12	2.08	1.38	13	4.54	3.31
Debt relief and access to finance	27	5.85	3.73	24	4.21	2.09	4	5.25	3.95	3	3.00	0.00	13	5.31	3.68	4	3.50	4.36	20	6.35	3.98	31	4.97	2.93	12	2.50	2.15	14	5.07	3.41

\*Significantly different between stakeholder groups

### C. World Bank Group's Effectiveness and Results (continued)

Where are the World Bank Group's decisions made primarily that support the program in Sudan? (Select only ONE response)

Percentage of Respondents	Employee of a Ministry	PMU/ Consultant on WBG Program	Local Government	Bilateral/ Multilateral Agency	Private Sector	Financial Sector/ Private Bank	NGO/CBO	Media	Academia	Other
At the Headquarters (in Washington D.C.)	50.0%	45.5%	44.4%	60.0%	42.9%	33.3%	38.1%	44.4%	47.4%	52.4%
In the country	18.5%	9.1%	33.3%	-	-	16.7%	9.5%	18.5%	-	19.0%
Don't know	31.5%	45.5%	22.2%	40.0%	57.1%	50.0%	52.4%	37.0%	52.6%	28.6%

	Employee of a Ministry			PMU/ Consultant on WBG Program			Local Government			Bilateral/ Multilateral Agency			Private Sector			Financial Sector/ Private Bank			NGO/CBO			Media			Academia			Other		
	N	Mean	SD	N	Mean	SD	N	Mean	SD	N	Mean	SD	N	Mean	SD	N	Mean	SD	N	Mean	SD	N	Mean	SD	N	Mean	SD	N	Mean	SD
To what extent does the World Bank Group's work help to achieve development results in Sudan?*	50	7.28	2.55	33	6.67	1.90	5	4.80	2.68	5	4.60	2.19	16	5.81	4.05	3	9.67	0.58	34	6.97	2.73	41	6.24	3.11	16	4.75	1.92	19	6.42	3.49

(1-To no degree at all, 10-To a very significant degree) \*Significantly different between stakeholder groups

	Employee of a Ministry			PMU/ Consultant on WBG Program			Local Government			Bilateral/ Multilateral Agency			Private Sector			Financial Sector/ Private Bank			NGO/CBO			Media			Academia			Other		
	N	Mean	SD	N	Mean	SD	N	Mean	SD	N	Mean	SD	N	Mean	SD	N	Mean	SD	N	Mean	SD	N	Mean	SD	N	Mean	SD	N	Mean	SD
To what extent does the World Bank Group help to build/strengthen existing country systems in Sudan?*	47	7.77	2.78	31	7.65	2.20	5	7.20	2.39	4	5.75	1.50	10	5.70	3.43	2	7.50	2.12	17	6.88	3.37	38	5.68	2.68	14	5.29	2.89	19	6.37	3.91

(1-To no degree at all, 10-To a very significant degree) \*Significantly different between stakeholder groups

To what extent do you agree with the following statements about the World Bank Group in Sudan? (1-Strongly disagree, 10-Strongly agree)

	Employee of a Ministry			PMU/ Consultant on WBG Program			Local Government			Bilateral/ Multilateral Agency			Private Sector			Financial Sector/ Private Bank			NGO/CBO			Media			Academia			Other		
	N	Mean	SD	N	Mean	SD	N	Mean	SD	N	Mean	SD	N	Mean	SD	N	Mean	SD	N	Mean	SD	N	Mean	SD	N	Mean	SD	N	Mean	SD
The World Bank Group's program of managing trust funds and partnerships meets the needs of Sudan*	37	5.41	2.88	28	5.54	2.46	8	6.50	3.42	4	5.75	2.50	9	3.56	3.50	4	7.00	4.08	27	3.44	2.47	38	4.87	3.18	14	2.50	1.91	15	4.87	3.00
The World Bank Group meets Sudan's needs for knowledge services*	44	5.77	3.21	26	5.69	2.75	8	8.00	2.62	4	6.75	2.50	12	5.75	3.11	2	1.00	0.00	16	4.56	2.94	37	6.11	3.10	14	4.07	1.98	15	4.47	2.92

\*Significantly different between stakeholder groups

	Employee of a Ministry			PMU/ Consultant on WBG Program			Local Government			Bilateral/ Multilateral Agency			Private Sector			Financial Sector/ Private Bank			NGO/CBO			Media			Academia			Other		
	N	Mean	SD	N	Mean	SD	N	Mean	SD	N	Mean	SD	N	Mean	SD	N	Mean	SD	N	Mean	SD	N	Mean	SD	N	Mean	SD	N	Mean	SD
To what extent do you believe the World Bank Group measures and corrects its work in real time in Sudan?	38	6.24	2.78	29	5.62	2.16	8	7.00	2.98	4	7.00	2.00	12	5.00	3.02	3	6.67	4.93	21	7.19	3.25	28	5.82	3.07	10	6.80	2.30	16	4.88	2.63

(1-To no degree at all, 10-To a very significant degree)

### D. The World Bank Group's Knowledge Work and Activities

How frequently do you consult World Bank Group's knowledge work and activities in the work you do?\* (Select only ONE response)

Percentage of Respondents	Employee of a Ministry	PMU/ Consultant on WBG Program	Local Government	Bilateral/ Multilateral Agency	Private Sector	Financial Sector/ Private Bank	NGO/CBO	Media	Academia	Other
Weekly	15.1%	6.1%	22.2%	-	-	-	-	3.7%	-	-
Monthly	5.7%	39.4%	-	40.0%	-	-	2.4%	14.8%	5.3%	15.0%
A few times a year	50.9%	24.2%	33.3%	20.0%	5.3%	14.3%	7.1%	27.8%	57.9%	20.0%
Rarely	9.4%	18.2%	33.3%	20.0%	36.8%	-	47.6%	25.9%	10.5%	30.0%
Never	18.9%	12.1%	11.1%	20.0%	57.9%	85.7%	42.9%	27.8%	26.3%	35.0%

\*Significantly different between stakeholder groups

In Sudan, to what extent do you believe that the World Bank Group's knowledge work and activities: (1-To no degree at all, 10-To a very significant degree)

	Employee of a Ministry			PMU/ Consultant on WBG Program			Local Government			Bilateral/ Multilateral Agency			Private Sector			Financial Sector/ Private Bank			NGO/CBO			Media			Academia			Other		
	N	Mean	SD	N	Mean	SD	N	Mean	SD	N	Mean	SD	N	Mean	SD	N	Mean	SD	N	Mean	SD	N	Mean	SD	N	Mean	SD	N	Mean	SD
Are timely	45	6.16	2.93	29	5.55	1.94	8	7.38	2.72	3	5.00	0.00	10	6.40	2.76	4	5.25	3.30	22	6.27	2.96	31	6.81	2.80	12	4.83	2.21	17	4.53	2.76
Include appropriate level of stakeholder involvement during preparation*	46	7.39	2.85	31	5.81	2.18	7	7.71	2.36	3	7.00	0.00	16	6.63	2.90	4	5.25	3.10	20	5.60	2.33	30	6.50	3.11	14	4.86	1.66	16	5.31	2.41
Lead to practical solutions*	46	7.48	2.22	30	6.53	1.83	7	7.57	2.37	3	5.00	0.00	17	6.53	2.96	5	6.80	3.56	29	5.83	2.00	35	6.71	3.02	15	4.80	2.18	17	5.65	2.32
Are accessible (well written and easy to understand)	47	7.26	2.53	30	6.70	1.97	7	7.29	2.69	3	8.00	0.00	16	6.38	3.01	4	5.75	3.78	24	7.42	2.55	35	6.26	3.04	15	7.93	1.67	15	6.20	2.88
Are source of relevant information on global good practices*	45	7.71	2.30	28	6.71	2.40	7	8.71	1.38	3	8.00	0.00	16	6.44	2.71	5	6.80	3.56	22	7.95	1.76	37	8.49	1.84	15	8.00	1.73	16	5.63	2.92
Are adequately disseminated	44	6.32	2.40	31	6.13	3.00	7	7.71	2.69	3	8.00	0.00	16	6.06	3.21	5	4.00	2.83	26	5.62	2.04	34	6.32	2.85	15	6.60	2.56	17	5.59	2.58
Are translated enough into local language	39	5.87	3.05	29	5.31	2.71	7	7.43	3.05	3	5.00	0.00	17	6.76	2.64	5	4.40	3.29	28	6.50	2.60	36	6.56	3.02	15	6.60	2.38	16	6.19	2.99
Are adaptable to Sudan's specific development challenges and country circumstances	40	7.40	2.65	28	6.64	2.20	8	7.75	2.66	3	5.67	0.58	14	6.93	3.15	3	8.00	2.00	27	8.41	1.69	36	7.14	2.86	15	6.53	3.23	17	6.88	2.96

\*Significantly different between stakeholder groups

	Employee of a Ministry			PMU/ Consultant on WBG Program			Local Government			Bilateral/ Multilateral Agency			Private Sector			Financial Sector/ Private Bank			NGO/CBO			Media			Academia			Other		
	N	Mean	SD	N	Mean	SD	N	Mean	SD	N	Mean	SD	N	Mean	SD	N	Mean	SD	N	Mean	SD	N	Mean	SD	N	Mean	SD	N	Mean	SD
Overall, how significant a contribution do you believe the WBG's knowledge work and activities make to development results in your country?*	51	8.02	2.07	31	7.61	1.84	9	8.22	2.28	4	6.75	0.50	19	7.11	3.41	5	9.80	0.45	35	8.57	2.13	38	8.47	1.98	16	6.75	2.15	21	8.86	2.13
Overall, how would you rate the technical quality of the World Bank Group's knowledge work and activities?	47	7.68	2.49	31	7.68	1.56	8	8.13	2.42	4	7.25	0.50	17	6.71	3.06	3	9.00	1.00	29	7.76	2.40	40	7.95	2.42	15	8.07	1.44	20	6.35	3.07

(1-Not significant at all, 10-Very significant; 1-Very low technical quality, 10-Very high technical quality)

## E. Working with the World Bank Group

To what extent do you agree/disagree with the following statements? (1-Strongly disagree, 10-Strongly agree)

	Employee of a Ministry			PMU/ Consultant on WBG Program			Local Government			Bilateral/ Multilateral Agency			Private Sector			Financial Sector/ Private Bank			NGO/CBO			Media			Academia			Other		
	N	Mean	SD	N	Mean	SD	N	Mean	SD	N	Mean	SD	N	Mean	SD	N	Mean	SD	N	Mean	SD	N	Mean	SD	N	Mean	SD	N	Mean	SD
The World Bank Group disburses funds promptly	43	5.28	3.27	33	5.79	2.58	6	7.17	2.32	3	4.00	0.00	13	5.38	3.20	3	2.67	2.89	18	5.17	3.00	31	4.32	3.68	10	3.30	2.58	16	4.94	2.93
The World Bank Group effectively monitors and evaluates the projects and programs it supports*	50	8.26	2.09	33	7.39	2.26	8	9.25	0.89	4	7.50	1.00	15	6.80	2.83	4	9.25	1.50	32	7.50	2.00	40	8.28	2.15	14	7.64	2.59	18	6.56	2.83
The World Bank Group's approvals and reviews are done in a timely fashion*	45	6.76	2.48	32	6.28	2.20	6	8.50	1.23	4	4.75	0.50	17	5.00	2.98	5	5.40	4.28	26	7.08	1.81	35	6.89	2.90	10	4.70	3.13	18	5.67	2.45
The World Bank Group's "Safeguard Policy" requirements are reasonable*	38	7.84	2.01	29	6.62	2.15	6	5.33	3.39	2	3.50	0.71	14	5.86	2.45	4	4.75	3.86	18	6.61	2.55	28	6.11	2.79	9	5.56	2.13	17	5.71	2.57
The World Bank Group takes decisions quickly in Sudan*	36	6.22	2.45	30	5.33	2.32	6	4.67	3.20	4	4.25	2.06	14	5.29	3.07	4	3.50	3.00	21	4.71	2.72	32	3.94	3.03	11	3.64	2.62	17	5.65	2.57
Working with the World Bank Group increases Sudan's institutional capacity*	50	8.64	1.94	33	7.97	2.01	8	9.25	1.04	4	7.00	0.82	18	6.94	3.30	5	7.80	3.90	33	8.42	2.09	37	9.03	1.62	15	7.00	1.77	18	7.22	2.60
Where country systems are adequate, the World Bank Group makes appropriate use of them*	39	8.00	2.33	31	7.65	2.21	6	8.67	1.37	4	3.00	2.45	15	6.87	3.00	4	8.75	1.50	21	7.48	2.75	33	8.21	2.64	10	8.50	1.35	14	6.36	2.56
The World Bank Group provides effective implementation support	48	7.90	2.27	33	7.15	2.32	6	9.00	1.10	4	8.00	0.00	16	6.94	2.67	4	6.00	3.92	31	7.52	2.14	32	8.00	2.29	15	7.07	1.94	17	6.65	3.04

\*Significantly different between stakeholder groups

	Employee of a Ministry			PMU/ Consultant on WBG Program			Local Government			Bilateral/ Multilateral Agency			Private Sector			Financial Sector/ Private Bank			NGO/CBO			Media			Academia			Other		
	N	Mean	SD	N	Mean	SD	N	Mean	SD	N	Mean	SD	N	Mean	SD	N	Mean	SD	N	Mean	SD	N	Mean	SD	N	Mean	SD	N	Mean	SD
To what extent do you believe that the World Bank Group's work helps to find solutions that promote private public partnerships in Sudan?	34	6.50	2.64	27	6.41	2.36	7	8.71	1.25	4	4.75	0.50	16	6.88	3.69	4	7.25	4.19	26	6.69	2.41	37	7.35	2.51	16	6.31	1.96	15	7.93	3.11

(1-To no degree at all, 10-To a very significant degree)

Which of the following best describes the way the World Bank Group operates in Sudan? (Select only ONE response)

Percentage of Respondents	Employee of a Ministry	PMU/ Consultant on WBG Program	Local Government	Bilateral/ Multilateral Agency	Private Sector	Financial Sector/ Private Bank	NGO/CBO	Media	Academia	Other
The World Bank Group takes too much risk in Sudan	5.6%	-	25.0%	-	9.5%	-	-	3.7%	-	19.0%
The World Bank Group does not take enough risk in Sudan	7.4%	15.2%	25.0%	40.0%	23.8%	-	19.0%	18.5%	15.8%	14.3%
The World Bank Group's approach to risk is appropriate	44.4%	54.5%	37.5%	60.0%	4.8%	33.3%	23.8%	37.0%	42.1%	19.0%
Don't know	42.6%	30.3%	12.5%	-	61.9%	66.7%	57.1%	40.7%	42.1%	47.6%

**E. Working with the World Bank Group (continued)**

Which of the following best describes the World Bank Group's support in Sudan?\* (Select only ONE response)

Percentage of Respondents	Employee of a Ministry	PMU/ Consultant on WBG Program	Local Government	Bilateral/ Multilateral Agency	Private Sector	Financial Sector/ Private Bank	NGO/CBO	Media	Academia	Other
The World Bank Group is sufficiently selective and focuses on the most important development challenges in Sudan	48.1%	45.5%	87.5%	80.0%	23.8%	50.0%	24.4%	44.4%	31.6%	27.3%
The World Bank Group is not sufficiently selective in Sudan, and it is involved in too many areas of development	24.1%	30.3%	12.5%	-	28.6%	16.7%	26.8%	24.1%	21.1%	13.6%
Don't know	27.8%	24.2%	-	20.0%	47.6%	33.3%	48.8%	31.5%	47.4%	59.1%

\*Significantly different between stakeholder groups

	Employee of a Ministry			PMU/ Consultant on WBG Program			Local Government			Bilateral/ Multilateral Agency			Private Sector			Financial Sector/ Private Bank			NGO/CBO			Media			Academia			Other		
	N	Mean	SD	N	Mean	SD	N	Mean	SD	N	Mean	SD	N	Mean	SD	N	Mean	SD	N	Mean	SD	N	Mean	SD	N	Mean	SD	N	Mean	SD
To what extent do you believe the World Bank Group is adequately staffed in Sudan?	35	5.54	2.49	29	5.07	2.24	6	7.33	3.56	5	4.40	0.89	12	4.75	3.33	4	4.50	4.36	22	4.73	2.76	22	5.73	3.20	12	5.17	2.89	16	4.31	2.87

(1-To no degree at all, 10-To a very significant degree) \*Significantly different between stakeholder groups

### F. The Multi Partner/Donor Trust Fund in Sudan as Managed by the World Bank

Which of the following best describe what you consider the greatest STRENGTHS of the Multi Donor Trust Fund in Sudan? (Choose no more than TWO)

Percentage of Respondents (Responses combined)	Employee of a Ministry	PMU/ Consultant on WBG Program	Local Government	Bilateral/ Multilateral Agency	Private Sector	Financial Sector/ Private Bank	NGO/CBO	Media	Academia	Other
The donors worked collaboratively with the government	24.5%	37.5%	50.0%	0.0%	14.3%	14.3%	23.8%	24.1%	15.8%	9.1%
The donors were well coordinated*	11.3%	21.9%	50.0%	80.0%	4.8%	0.0%	21.4%	16.7%	15.8%	4.5%
There was an adequate level of communication and sharing of results amongst all players	43.4%	34.4%	25.0%	20.0%	14.3%	28.6%	21.4%	27.8%	26.3%	31.8%
The Trust Fund's development priorities were aligned with country development priorities*	26.4%	28.1%	25.0%	60.0%	9.5%	28.6%	7.1%	22.2%	0.0%	18.2%
The level of resources distributed was sufficient	1.9%	3.1%	25.0%	0.0%	0.0%	14.3%	14.3%	3.7%	5.3%	9.1%
The Trust Fund was adequately staffed	3.8%	3.1%	0.0%	0.0%	9.5%	0.0%	9.5%	3.7%	5.3%	0.0%
The Trust Fund adequately took into consideration voices from outside of government	7.5%	9.4%	0.0%	0.0%	14.3%	0.0%	7.1%	11.1%	21.1%	0.0%
Don't know	35.8%	28.1%	12.5%	20.0%	61.9%	57.1%	45.2%	40.7%	47.4%	59.1%
Other	1.9%	3.1%	0.0%	0.0%	0.0%	0.0%	0.0%	1.9%	0.0%	9.1%

\*Significantly different between stakeholder groups

Which of the following best describe what you consider the greatest WEAKNESSES of the Multi Donor Trust Fund in Sudan? (Choose no more than TWO)

Percentage of Respondents (Responses combined)	Employee of a Ministry	PMU/ Consultant on WBG Program	Local Government	Bilateral/ Multilateral Agency	Private Sector	Financial Sector/ Private Bank	NGO/CBO	Media	Academia	Other
The Trust Fund was not adequately staffed	5.6%	12.1%	11.1%	20.0%	4.8%	0.0%	4.8%	5.6%	0.0%	9.1%
The level of resources distributed was too low*	27.8%	51.5%	11.1%	80.0%	4.8%	0.0%	19.0%	27.8%	15.8%	18.2%
There was an inadequate level of communication and sharing of results amongst all players	5.6%	3.0%	11.1%	0.0%	0.0%	0.0%	7.1%	1.9%	0.0%	0.0%
The Trust Fund's development priorities were not aligned with country development priorities*	3.7%	0.0%	33.3%	0.0%	14.3%	14.3%	16.7%	14.8%	5.3%	0.0%
The donors were not well coordinated*	3.7%	0.0%	44.4%	0.0%	9.5%	0.0%	11.9%	7.4%	5.3%	4.5%
The donors did not work collaboratively with the government	3.7%	6.1%	22.2%	0.0%	4.8%	0.0%	2.4%	11.1%	0.0%	13.6%
The Trust Fund did not adequately take into consideration voices from outside of government	9.3%	21.2%	11.1%	0.0%	14.3%	14.3%	9.5%	9.3%	10.5%	0.0%
Don't know*	51.9%	24.2%	0.0%	20.0%	61.9%	71.4%	45.2%	38.9%	68.4%	50.0%
Other	5.6%	0.0%	0.0%	0.0%	0.0%	0.0%	0.0%	1.9%	0.0%	9.1%

\*Significantly different between stakeholder groups



### G. The Future Role of the World Bank Group in Sudan

Which of the following SHOULD the World Bank Group do to make itself of greater value in Sudan? (Choose no more than TWO)

Percentage of Respondents (Responses combined)	Employee of a Ministry	PMU/ Consultant on WBG Program	Local Government	Bilateral/ Multilateral Agency	Private Sector	Financial Sector/ Private Bank	NGO/CBO	Media	Academia	Other
Provide more adequate data/knowledge/ statistics/figures on Sudan's economy*	15.4%	24.2%	11.1%	20.0%	52.4%	57.1%	40.5%	20.8%	10.5%	54.5%
Ensure greater selectivity in its work	5.8%	0.0%	11.1%	0.0%	0.0%	14.3%	0.0%	13.2%	10.5%	13.6%
Offer more innovative financial (non-lending) products*	3.8%	6.1%	22.2%	60.0%	14.3%	28.6%	9.5%	11.3%	5.3%	0.0%
Improve the competitiveness of its financing compared to markets	9.6%	9.1%	0.0%	0.0%	9.5%	0.0%	2.4%	7.5%	10.5%	9.1%
Reach out more to groups outside of Government*	13.5%	9.1%	11.1%	20.0%	9.5%	14.3%	45.2%	20.8%	26.3%	13.6%
Mobilize third party financial resources*	32.7%	39.4%	0.0%	0.0%	14.3%	14.3%	7.1%	17.0%	15.8%	9.1%
Work faster	13.5%	6.1%	11.1%	0.0%	19.0%	0.0%	4.8%	24.5%	15.8%	22.7%
Improve the quality of its experts as related to Sudan's specific challenges	3.8%	6.1%	11.1%	0.0%	23.8%	14.3%	7.1%	15.1%	5.3%	0.0%
Offer more innovative knowledge services	3.8%	15.2%	11.1%	20.0%	9.5%	0.0%	9.5%	3.8%	0.0%	9.1%
Collaborate more effectively with Government clients	17.3%	9.1%	33.3%	0.0%	4.8%	28.6%	11.9%	13.2%	15.8%	13.6%
Increase the level of capacity development in the country*	38.5%	45.5%	66.7%	60.0%	19.0%	14.3%	23.8%	15.1%	52.6%	27.3%
Reduce the complexity of obtaining World Bank Group financing	26.9%	12.1%	11.1%	20.0%	9.5%	0.0%	26.2%	32.1%	31.6%	27.3%
Increase availability of Fee-Based services	5.8%	0.0%	0.0%	0.0%	0.0%	0.0%	4.8%	0.0%	0.0%	0.0%
Increase the level of World Bank Group staffing in Sudan's office*	1.9%	9.1%	0.0%	0.0%	0.0%	14.3%	0.0%	0.0%	0.0%	0.0%
Other	1.9%	6.1%	0.0%	0.0%	14.3%	0.0%	2.4%	0.0%	0.0%	0.0%

\*Significantly different between stakeholder groups

When considering the combination of services that the World Bank Group offers in Sudan, and taking into account its limited level of resources, which ONE of the following do you believe the World Bank Group should offer more of in Sudan?\* (Select only ONE response)

Percentage of Respondents	Employee of a Ministry	PMU/ Consultant on WBG Program	Local Government	Bilateral/ Multilateral Agency	Private Sector	Financial Sector/ Private Bank	NGO/CBO	Media	Academia	Other
Leveraging more resources from trust funds*	76.0%	77.4%	66.7%	100.0%	52.4%	85.7%	57.5%	62.7%	27.8%	42.9%
Knowledge products*	6.0%	12.9%	-	-	4.8%	-	5.0%	23.5%	38.9%	33.3%
Convening services	4.0%	6.5%	-	-	-	14.3%	7.5%	5.9%	-	-
None of the above*	-	-	-	-	19.0%	-	5.0%	-	5.6%	9.5%
The combination is appropriate for Sudan*	2.0%	3.2%	33.3%	-	-	-	-	3.9%	5.6%	-
Don't know*	12.0%	-	-	-	23.8%	-	25.0%	3.9%	22.2%	14.3%

\*Significantly different between stakeholder groups

## H. Communication and Information Sharing

How do you get most of your information about economic and social development issues in Sudan? (Choose no more than TWO)

Percentage of Respondents (Responses combined)	Employee of a Ministry	PMU/ Consultant on WBG Program	Local Government	Bilateral/ Multilateral Agency	Private Sector	Financial Sector/ Private Bank	NGO/CBO	Media	Academia	Other
Periodicals*	26.9%	43.8%	22.2%	0.0%	9.5%	28.6%	9.5%	11.1%	61.1%	10.0%
International newspapers*	0.0%	0.0%	0.0%	60.0%	4.8%	0.0%	2.4%	11.1%	11.1%	10.0%
Local radio	25.0%	6.3%	11.1%	0.0%	4.8%	28.6%	11.9%	20.4%	11.1%	10.0%
International radio	5.8%	0.0%	0.0%	0.0%	14.3%	0.0%	2.4%	7.4%	5.6%	0.0%
Local television	15.4%	12.5%	44.4%	20.0%	9.5%	14.3%	7.1%	16.7%	16.7%	5.0%
International television	9.6%	25.0%	0.0%	20.0%	14.3%	0.0%	23.8%	7.4%	5.6%	15.0%
Local newspapers	25.0%	12.5%	33.3%	60.0%	38.1%	28.6%	26.2%	42.6%	11.1%	40.0%
Internet	63.5%	65.6%	44.4%	40.0%	61.9%	71.4%	69.0%	57.4%	72.2%	65.0%
Social media*	23.1%	21.9%	33.3%	0.0%	28.6%	0.0%	33.3%	5.6%	0.0%	20.0%
Other	0.0%	6.3%	0.0%	0.0%	0.0%	14.3%	4.8%	11.1%	0.0%	0.0%

\*Significantly different between stakeholder groups

How would you prefer to receive information from the World Bank Group? (Choose no more than TWO) \*Significantly different between stakeholder groups

Percentage of Respondents (Responses combined)	Employee of a Ministry	PMU/ Consultant on WBG Program	Local Government	Bilateral/ Multilateral Agency	Private Sector	Financial Sector/ Private Bank	NGO/CBO	Media	Academia	Other
Direct contact with World Bank Group*	32.1%	48.5%	66.7%	20.0%	23.8%	0.0%	22.0%	27.8%	22.2%	50.0%
e-Newsletters*	30.2%	30.3%	11.1%	60.0%	42.9%	14.3%	36.6%	33.3%	11.1%	4.5%
WBG's seminars/workshops/ conferences	26.4%	15.2%	11.1%	0.0%	47.6%	14.3%	31.7%	42.6%	38.9%	31.8%
WBG's publications and other written materials*	45.3%	33.3%	22.2%	60.0%	14.3%	42.9%	39.0%	22.2%	55.6%	18.2%
World Bank Group's website*	49.1%	45.5%	88.9%	40.0%	19.0%	42.9%	36.6%	25.9%	27.8%	45.5%
Social media*	1.9%	9.1%	0.0%	0.0%	28.6%	28.6%	17.1%	11.1%	11.1%	0.0%
Mobile phones*	1.9%	0.0%	0.0%	0.0%	9.5%	14.3%	2.4%	16.7%	11.1%	22.7%
The World Bank's Information Center for Development located at the University of Khartoum	3.8%	9.1%	0.0%	0.0%	0.0%	0.0%	4.9%	7.4%	11.1%	18.2%
Other*	0.0%	0.0%	0.0%	0.0%	0.0%	14.3%	0.0%	0.0%	0.0%	0.0%

Are you aware of the World Bank Group's Access to Information Policy under which the Bank will now disclose any information in its possession that is not a list of exceptions?

Percentage of Respondents	Employee of a Ministry	PMU/ Consultant on WBG Program	Local Government	Bilateral/ Multilateral Agency	Private Sector	Financial Sector/ Private Bank	NGO/CBO	Media	Academia	Other
Yes	17.6%	31.3%	25.0%	60.0%	9.5%	-	9.5%	27.7%	22.2%	25.0%
No	82.4%	68.8%	75.0%	40.0%	90.5%	100.0%	90.5%	72.3%	77.8%	75.0%

Have you requested information from the World Bank Group on its activities in the past year?

Percentage of Respondents	Employee of a Ministry	PMU/ Consultant on WBG Program	Local Government	Bilateral/ Multilateral Agency	Private Sector	Financial Sector/ Private Bank	NGO/CBO	Media	Academia	Other
Yes	15.7%	16.0%	14.3%	60.0%	14.3%	-	19.5%	24.4%	11.1%	15.0%
No	84.3%	84.0%	85.7%	40.0%	85.7%	100.0%	80.5%	75.6%	88.9%	85.0%

## H. Communication and Information Sharing (continued)

Were you able to obtain this information?

Percentage of Respondents	Employee of a Ministry	PMU/ Consultant on WBG Program	Local Government	Bilateral/ Multilateral Agency	Private Sector	Financial Sector/ Private Bank	NGO/CBO	Media	Academia	Other
Yes	75.0%	60.0%	100.0%	-	33.3%	-	60.0%	54.5%	50.0%	100.0%
No	25.0%	40.0%	-	100.0%	66.7%	-	40.0%	45.5%	50.0%	-

Do you have access to the Internet?

Percentage of Respondents	Employee of a Ministry	PMU/ Consultant on WBG Program	Local Government	Bilateral/ Multilateral Agency	Private Sector	Financial Sector/ Private Bank	NGO/CBO	Media	Academia	Other
Yes	85.7%	90.3%	75.0%	80.0%	90.5%	100.0%	85.7%	90.5%	89.5%	95.5%
No	14.3%	9.7%	25.0%	20.0%	9.5%	-	14.3%	9.5%	10.5%	4.5%

Do you use/have used the World Bank Group website?

Percentage of Respondents	Employee of a Ministry	PMU/ Consultant on WBG Program	Local Government	Bilateral/ Multilateral Agency	Private Sector	Financial Sector/ Private Bank	NGO/CBO	Media	Academia	Other
Yes	66.0%	65.6%	57.1%	60.0%	47.6%	16.7%	52.4%	54.3%	73.7%	63.6%
No	34.0%	34.4%	42.9%	40.0%	52.4%	83.3%	47.6%	45.7%	26.3%	36.4%

Which Internet connection do you use primarily when visiting a World Bank Group website?\*

Percentage of Respondents	Employee of a Ministry	PMU/ Consultant on WBG Program	Local Government	Bilateral/ Multilateral Agency	Private Sector	Financial Sector/ Private Bank	NGO/CBO	Media	Academia	Other
High speed/WiFi	47.6%	66.7%	14.3%	100.0%	93.8%	50.0%	60.6%	37.0%	76.5%	56.3%
Dial-up	52.4%	33.3%	85.7%	-	6.3%	50.0%	39.4%	63.0%	23.5%	43.8%

\*Significantly different between stakeholder groups

Please rate how much you agree with the following statements. (1-Strongly disagree, 10-Strongly agree)

	Employee of a Ministry			PMU/ Consultant on WBG Program			Local Government			Bilateral/ Multilateral Agency			Private Sector			Financial Sector/ Private Bank			NGO/CBO			Media			Academia			Other		
	N	Mean	SD	N	Mean	SD	N	Mean	SD	N	Mean	SD	N	Mean	SD	N	Mean	SD	N	Mean	SD	N	Mean	SD	N	Mean	SD	N	Mean	SD
I find the World Bank Group's websites easy to navigate.	35	7.49	2.84	26	7.96	1.80	4	7.25	2.63	3	8.00	0.00	11	8.18	1.89	2	7.50	3.54	26	6.65	2.50	30	7.17	2.94	15	8.13	2.53	14	7.43	2.07
I find the information on the World Bank Group's websites useful.	34	7.88	1.97	24	7.96	1.60	4	9.00	0.82	3	8.00	0.00	10	5.80	1.48	2	7.50	2.12	27	7.15	2.70	24	7.63	2.39	15	8.67	1.88	12	8.17	1.19
The World Bank Group's social media channels are valuable sources of information about the institution	31	7.48	2.61	17	6.00	2.29	2	8.00	1.41	3	6.00	0.00	12	6.67	2.90	4	7.00	1.41	21	7.10	2.45	29	7.28	2.51	10	6.70	2.58	10	7.70	1.77
When I need information from the World Bank Group I know how to find it	44	7.45	2.82	27	6.70	2.77	2	9.00	0.00	3	8.00	0.00	12	5.92	3.00	2	7.00	0.00	32	7.28	3.09	31	7.55	3.23	15	5.80	3.14	15	7.07	2.46
The World Bank Group is responsive to my information requests and inquiries	36	7.47	2.55	26	6.77	2.69	2	9.00	0.00	3	9.00	0.00	7	5.57	2.44	3	6.67	3.06	22	7.05	2.30	27	6.96	2.46	10	5.40	2.41	11	7.18	2.60

\*Significantly different between stakeholder group

## I. Background Information

Which one of the following best describes your level of interaction with the World Bank Group in your country?\* (Select only ONE response)

Percentage of Respondents	Employee of a Ministry	PMU/ Consultant on WBG Program	Local Government	Bilateral/ Multilateral Agency	Private Sector	Financial Sector/ Private Bank	NGO/CBO	Media	Academia	Other
I currently collaborate with the World Bank Group	21.2%	48.5%	22.2%	-	-	14.3%	4.8%	5.6%	15.8%	9.1%
I have previously collaborated with the World Bank Group	30.8%	18.2%	11.1%	-	14.3%	-	42.9%	16.7%	21.1%	13.6%
Both of the above (I currently collaborate and previously have collaborated with the World Bank Group)	28.8%	33.3%	33.3%	80.0%	4.8%	-	4.8%	9.3%	21.1%	9.1%
I have never collaborated with the World Bank Group	19.2%	-	33.3%	20.0%	81.0%	85.7%	47.6%	68.5%	42.1%	68.2%

\*Significantly different between stakeholder groups

Which of the following describes most of your exposure to the World Bank Group in Sudan? (Choose no more than TWO)

Percentage of Respondents (Responses combined)	Employee of a Ministry	PMU/ Consultant on WBG Program	Local Government	Bilateral/ Multilateral Agency	Private Sector	Financial Sector/ Private Bank	NGO/CBO	Media	Academia	Other
Observer*	9.6%	0.0%	22.2%	40.0%	40.0%	60.0%	30.8%	42.0%	21.1%	10.0%
Use World Bank Group reports/data	19.2%	21.2%	0.0%	0.0%	5.0%	40.0%	7.7%	28.0%	31.6%	25.0%
Engage in World Bank Group related/sponsored events/activities*	55.8%	63.6%	44.4%	0.0%	20.0%	0.0%	30.8%	14.0%	42.1%	10.0%
Collaborate as part of my professional duties*	69.2%	69.7%	77.8%	80.0%	55.0%	20.0%	51.3%	60.0%	26.3%	70.0%
Use World Bank Group website for information, data, research, etc.*	15.4%	15.2%	0.0%	0.0%	25.0%	20.0%	41.0%	20.0%	52.6%	20.0%

What's your gender?

Percentage of Respondents	Employee of a Ministry	PMU/ Consultant on WBG Program	Local Government	Bilateral/ Multilateral Agency	Private Sector	Financial Sector/ Private Bank	NGO/CBO	Media	Academia	Other
Female	25.0%	18.2%	22.2%	20.0%	33.3%	14.3%	36.6%	26.9%	21.1%	28.6%
Male	75.0%	81.8%	77.8%	80.0%	66.7%	85.7%	63.4%	73.1%	78.9%	71.4%

## Appendix C: Responses to All Questions by Geographical Locations<sup>2</sup>

Central Sudan N=159 ● Other Areas N=98

### A. General Issues facing Sudan

In general, would you say that Sudan is headed in...?

Percentage of Respondents	Central Sudan	Other Areas
The right direction	26.7%	41.1%
The wrong direction	48.0%	34.7%
Not sure	25.3%	24.2%

Listed below are a number of development priorities in Sudan. Please identify which of the following you consider the most important development priorities in Sudan?

Percentage of Respondents (Responses combined)	Central Sudan	Other Areas
Social protection	7.0%	7.2%
Food security	23.4%	26.8%
Security/stabilization/reconstruction	35.4%	47.4%
Public sector governance/reform	12.7%	15.5%
Global/regional integration	4.4%	4.1%
Gender equity	0.0%	0.0%
Private sector development	6.3%	7.2%
Foreign direct investment	8.9%	8.2%
Water and sanitation	5.7%	7.2%
Energy	1.9%	3.1%
Regional conflict and tensions	6.3%	3.1%
Job creation/employment	9.5%	5.2%
Rural development	12.7%	20.6%
Financial markets*	0.0%	5.2%
Urban development	0.0%	2.1%
Environmental sustainability	3.8%	2.1%
Equality of opportunity	7.0%	3.1%
Health	10.1%	9.3%
Education	26.6%	28.9%
Poverty reduction	25.3%	19.6%
Transport*	3.2%	12.4%
Social cohesion	1.9%	1.0%
Climate change	1.3%	1.0%
Agricultural development	19.6%	14.4%
Trade and exports	2.5%	1.0%
Crime and violence	0.0%	0.0%
Economic growth	8.2%	4.1%
Law and justice	1.9%	2.1%
Regulatory framework	0.6%	0.0%
Communicable/non-communicable diseases	0.0%	0.0%
Local governance and institutions	1.9%	3.1%
Natural resource management*	7.6%	1.0%
Anti-corruption	21.5%	13.4%
Disaster management*	0.0%	4.1%
Information and communications technology	1.3%	1.0%
Debt relief and access to finance*	19.0%	9.3%

\*Significantly different between locations

<sup>2</sup> Only 257 respondents provided the information about their current locations. Thus only these respondents were included in the geographical comparisons presented in this appendix.

**A. General Issues facing Sudan (continued)**

Poverty reduction is a broad term that encompasses work in many different areas. Which **THREE** areas of development listed below do you believe would contribute most to reducing poverty in Sudan? (Choose no more than **THREE**)

Percentage of Respondents (Responses combined)	Central Sudan	Other Areas
Water and sanitation	5.8%	11.3%
Equality of opportunity	12.2%	9.3%
Economic growth	30.1%	28.9%
Climate change	1.3%	5.2%
Regional conflict and tensions	3.8%	4.1%
Global/regional integration	2.6%	4.1%
Gender equity	2.6%	0.0%
Rural development	30.1%	35.1%
Urban development	1.3%	5.2%
Regulatory framework	0.6%	0.0%
Local governance and institutions	0.6%	4.1%
Social protection*	6.4%	1.0%
Law and justice	3.8%	0.0%
Transport*	3.2%	9.3%
Crime and violence	1.3%	1.0%
Communicable/non-communicable diseases	0.0%	0.0%
Information and communications technology	0.0%	2.1%
Debt relief and access to finance	16.7%	11.3%
Security/stabilization/reconstruction	30.1%	36.1%
Anti-corruption	10.9%	11.3%
Private sector development	4.5%	9.3%
Foreign direct investment	5.1%	3.1%
Energy	0.6%	0.0%
Public sector governance/reform	9.0%	14.4%
Social cohesion	0.0%	1.0%
Education	26.3%	18.6%
Natural resource management	7.1%	4.1%
Environmental sustainability	0.6%	3.1%
Health*	14.7%	4.1%
Agricultural development	26.9%	21.6%
Disaster management	0.0%	0.0%
Job creation/employment	20.5%	14.4%
Financial markets	1.9%	1.0%
Trade and exports	7.7%	3.1%
Food security*	9.0%	20.6%

\*Significantly different between locations

### A. General Issues facing Sudan (continued)

When thinking about the idea of “shared prosperity” in your country, which of the following TWO best illustrate how this would be achieved in Sudan? (Choose no more than TWO)

Percentage of Respondents (Responses combined)	Central Sudan	Other Areas
Better employment opportunities for young people	21.3%	23.2%
Better employment opportunities for women	0.0%	1.1%
Greater access to micro-finance for the poor	31.6%	26.3%
Debt relief and access to finance	15.5%	11.6%
Greater voice and participation for citizens to help ensure greater accountability	3.2%	3.2%
Greater access to health and nutrition for citizens	5.8%	5.3%
Better entrepreneurial opportunities	16.8%	9.5%
Better natural resource management	18.1%	18.9%
A growing middle class	7.1%	5.3%
Better opportunity for the poor who live in rural areas	9.0%	9.5%
Better opportunity for the poor who live in urban areas	1.3%	1.1%
Better security and peace building	19.4%	22.1%
Consistent economic growth	16.1%	24.2%
More reliable social safety net	1.3%	4.2%
Greater equity of fiscal policy	7.1%	4.2%
Education and training that better ensure job opportunity	19.4%	22.1%
Better quality public services	0.6%	3.2%
Other	3.9%	2.1%

\*Significantly different between locations

### B. Overall Attitudes toward the World Bank Group

	Central Sudan			Other Areas		
	N	Mean	SD	N	Mean	SD
How familiar are you with the work of the World Bank Group in Sudan?	157	6.03	2.81	97	5.88	3.14

(1-Not familiar at all, 10-Extremely familiar)

	Central Sudan			Other Areas		
	N	Mean	SD	N	Mean	SD
Overall, please rate your impression of the World Bank Group's effectiveness in Sudan.	132	6.09	2.84	79	6.15	3.07

(1-Not effective at all, 10-Very effective)

	Central Sudan			Other Areas		
	N	Mean	SD	N	Mean	SD
To what extent do you believe the WBG's staff is well prepared to help Sudan solve its most complicated development challenges?	126	6.85	2.85	81	7.47	2.76

(1-To no degree at all, 10-To a very significant degree)

**B. Overall Attitudes toward the World Bank Group (continued)**

When thinking about how the World Bank Group can have the most impact on development results in Sudan, in which sectoral areas do you believe the World Bank Group should focus most of its resources in Sudan? (Choose no more than THREE)

Percentage of Respondents (Responses combined)	Central Sudan	Other Areas
Social protection	4.4%	6.1%
Security/stabilization/reconstruction	38.4%	30.6%
Crime and violence	1.9%	3.1%
Transport*	6.9%	15.3%
Agricultural development	35.2%	33.7%
Global/regional integration	4.4%	2.0%
Gender equity	0.0%	0.0%
Public sector governance/reform	11.3%	14.3%
Health	17.0%	15.3%
Rural development	22.0%	17.3%
Foreign direct investment	10.7%	9.2%
Education	23.3%	18.4%
Energy	0.6%	3.1%
Social cohesion	0.0%	0.0%
Job creation/employment	9.4%	11.2%
Financial markets*	0.0%	5.1%
Urban development	0.6%	2.0%
Environmental sustainability	3.8%	5.1%
Equality of opportunity	1.3%	5.1%
Regional conflict and tensions	2.5%	2.0%
Private sector development	6.9%	8.2%
Water and sanitation*	2.5%	10.2%
Food security	10.7%	11.2%
Climate change	3.1%	2.0%
Poverty reduction	18.2%	17.3%
Trade and exports	1.3%	2.0%
Economic growth	13.2%	15.3%
Law and justice	1.9%	1.0%
Local governance and institutions	1.9%	0.0%
Regulatory framework	0.0%	1.0%
Communicable/non-communicable diseases	0.0%	0.0%
Natural resource management	8.8%	6.1%
Information and communications technology	2.5%	0.0%
Anti-corruption	7.5%	4.1%
Disaster management	0.6%	0.0%
Debt relief and access to finance	23.3%	17.3%

\*Significantly different between locations



### B. Overall Attitudes toward the World Bank Group (continued)

When thinking about the World Bank Group's role, which activity do you believe is of greatest VALUE and which activity is of second greatest value in Sudan?

Greatest Value		
Percentage of Respondents	Central Sudan	Other Areas
Convening/facilitating*	1.4%	8.7%
Data and statistics	3.4%	7.6%
Policy advice, studies, analyses	14.2%	20.7%
Financial resources	23.0%	21.7%
Capacity development	25.7%	23.9%
Technical assistance	3.4%	2.2%
Mobilizing third party financial resources	3.4%	1.1%
Donor coordination and policy dialogue*	14.9%	5.4%
Linkage to non-Bank expertise	0.7%	0.0%
Strategy formulation	10.1%	8.7%
Other	0.0%	0.0%

\*Significantly different between locations

2 <sup>nd</sup> Greatest Value		
Percentage of Respondents	Central Sudan	Other Areas
Convening/facilitating	7.5%	3.3%
Data and statistics	5.4%	3.3%
Policy advice, studies, analyses	5.4%	9.9%
Financial resources	12.2%	7.7%
Capacity development	26.5%	27.5%
Technical assistance	8.2%	4.4%
Mobilizing third party financial resources	5.4%	7.7%
Donor coordination and policy dialogue	15.6%	15.4%
Linkage to non-Bank expertise	1.4%	3.3%
Strategy formulation	12.2%	17.6%
Other	0.0%	0.0%

How EFFECTIVE do you believe the World Bank Group is in terms of the capacity building work it does in each of the following areas in Sudan? (1-Not effective at all, 10-Very effective)

	Central Sudan			Other Areas		
	N	Mean	SD	N	Mean	SD
Project implementation (or other organizational strengthening)	97	7.40	2.51	72	7.14	2.86
Citizen engagement (incorporating citizens' voices into development)	84	6.02	2.66	61	6.18	3.07
Policy design (for clarity and better incentives to achieve development goals)	94	7.11	2.38	59	6.44	2.78

When thinking about how to improve capacity building in Sudan to help ensure better development results, looking forward, how IMPORTANT is it for the World Bank Group to be involved in the following aspects of capacity building? (1-Not important at all, 10-Very important)

	Central Sudan			Other Areas		
	N	Mean	SD	N	Mean	SD
Project implementation (or other organizational strengthening)	104	8.49	2.09	77	8.86	1.80
Citizen engagement (incorporating citizens' voices into development)	94	8.12	2.41	70	8.46	2.28
Policy design (for clarity and better incentives to achieve development goals)	98	8.72	1.70	72	8.78	2.16

### B. Overall Attitudes toward the World Bank Group (continued)

Which of the following do you identify as the World Bank Group's greatest WEAKNESSES in its work in Sudan?  
(Choose no more than TWO)

Percentage of Respondents (Responses combined)	Central Sudan	Other Areas
Staff too inaccessible	10.3%	12.4%
Not exploring alternative policy options*	1.9%	9.3%
Not collaborating enough with stakeholders outside the Government	12.3%	12.4%
Its advice and strategies do not lend themselves to practical problem solving	12.3%	10.3%
Not enough public disclosure of its work	16.1%	15.5%
Arrogant in its approach	2.6%	1.0%
Not client focused	4.5%	4.1%
The credibility of its knowledge/data	1.9%	2.1%
World Bank Group's processes too complex	10.3%	16.5%
Not willing to honestly criticize policies and reform efforts in the country	4.5%	8.2%
Too influenced by developed countries	16.1%	10.3%
Imposing technocratic solutions without regard to political realities*	13.5%	4.1%
World Bank Group's processes too slow	12.9%	13.4%
Not aligned with other donors' work	2.6%	4.1%
Not aligned with country priorities	3.2%	6.2%
Not adequately sensitive to political/social realities in Sudan	14.2%	16.5%
Not focused enough on issues that are unique to post-conflict countries	7.7%	10.3%
Inadequate number of World Bank Group staff members located in the country	9.0%	8.2%
Other	3.9%	7.2%
Don't know	17.4%	12.4%

\*Significantly different between locations

Which World Bank Group's instruments do you believe are the MOST effective in reducing poverty in Sudan?  
(Choose no more than TWO)

Percentage of Respondents (Responses combined)	Central Sudan	Other Areas
Knowledge products/services	22.2%	17.3%
Technical assistance	28.5%	21.4%
Capacity development	58.9%	53.1%
Trust Fund management	12.7%	14.3%
Multi-sectoral approaches	7.0%	8.2%
Co-financing arrangements	32.9%	42.9%
Sector-wide approaches	7.0%	6.1%
Emergency Recovery lending	8.9%	16.3%
Other	1.9%	4.1%
Don't know	7.6%	6.1%

To what extent do you believe that the World Bank Group's work and support help the poorest in Sudan?  
(Select only ONE response)

Percentage of Respondents	Central Sudan	Other Areas
To a fully sufficient degree	4.5%	2.4%
To a somewhat sufficient degree	24.8%	31.0%
To a somewhat insufficient degree	31.8%	29.8%
To a very insufficient degree	23.6%	21.4%
Don't know	15.3%	15.5%

### B. Overall Attitudes toward the World Bank Group (continued)

In addition to the regular relations with the national government, which TWO of the following groups should the World Bank Group collaborate with more in your country? (Choose no more than TWO)

Percentage of Respondents (Responses combined)	Central Sudan	Other Areas
Academia/think tanks/research institutes	30.4%	28.9%
Donor community	13.3%	17.5%
Media	13.3%	14.4%
Local government	14.6%	20.6%
Private sector*	24.7%	13.4%
Parliament	1.9%	1.0%
NGOs/CBOs	32.3%	36.1%
Youth/university groups	8.2%	12.4%
Beneficiaries	27.2%	26.8%
Foundations	8.2%	7.2%
UN and regional peace keeping forces	1.9%	2.1%
Emerging donors	2.5%	2.1%
UN agencies	5.7%	12.4%
Regional organizations	3.8%	0.0%
Other	0.0%	1.0%
Don't know	4.4%	2.1%

\*Significantly different between locations

To what extent do you agree with the following statements about the World Bank Group's work in Sudan?

(1-Strongly disagree, 10-Strongly agree)

	Central Sudan			Other Areas		
	N	Mean	SD	N	Mean	SD
Overall the World Bank Group currently plays a relevant role in development in Sudan	131	5.84	2.71	77	5.99	3.33
The World Bank Group's work is aligned with what I consider the development priorities for Sudan	126	6.20	2.81	76	6.20	3.14
The World Bank Group supports programs and strategies that are realistic for Sudan	122	6.23	2.64	78	6.28	3.03
The World Bank Group treats clients and stakeholders in Sudan with respect	125	8.01	2.36	72	7.88	2.93

### B. Overall Attitudes toward the World Bank Group (continued)

To what extent is the World Bank Group an effective development partner in Sudan in terms of each of the following? (1-To no degree at all, 10-To a very significant degree)

	Central Sudan			Other Areas		
	N	Mean	SD	N	Mean	SD
Responsiveness to needs	127	5.71	2.80	71	5.72	2.73
Flexibility (in terms of the institution's products and services)	121	5.93	2.60	63	5.67	2.63
Flexibility (in terms of changing country circumstances)	112	5.37	2.81	68	6.22	2.85
Being inclusive	114	5.81	2.53	60	5.87	2.61
Openness (sharing data and other information)	118	6.23	2.64	62	6.35	2.75
Staff accessibility	125	6.46	2.73	66	5.91	3.16
Straightforwardness and honesty	106	7.95	2.27	66	7.85	2.53
Ease of access to the people at the World Bank Group who are making decisions important to my work	120	5.98	2.92	70	5.29	3.21
Collaboration with civil society	120	6.09	2.83	75	6.48	2.84
Collaboration with the UN	98	7.96	2.32	63	7.57	2.56
Collaboration with the Government*	121	6.92	2.49	79	7.82	2.33
Collaboration with other donors and development partners	105	7.11	2.28	63	7.48	2.17
Collaboration with the private sector	103	5.55	2.75	57	5.04	2.78
The speed in which it gets things accomplished on the ground	124	6.22	2.77	69	6.13	2.77
Being a long-term partner	114	7.19	2.83	70	7.20	3.15

\*Significantly different between locations

To be more effective development partner in Sudan, do you believe that the World Bank Group should have...?  
(Select only ONE response)

Percentage of Respondents	Central Sudan	Other Areas
More local presence	89.2%	86.6%
The current level of local presence is adequate	7.0%	7.2%
Less local presence	2.5%	-
Don't know	1.3%	6.2%

In the past year, have you seen more, less, or just about the same level of effective collaboration between the UN and the World Bank Group in your country?\* (Select only ONE response)

Percentage of Respondents	Central Sudan	Other Areas
More effective collaboration	14.6%	16.5%
The same level of effective collaboration	19.1%	22.7%
Less effective collaboration	19.1%	19.6%
Don't know	47.1%	41.2%

\*Significantly different between locations

**B. Overall Attitudes toward the World Bank Group (continued)**

When World Bank Group assisted reform efforts fail or are slow to take place, which THREE of the following would you attribute this to? (Choose no more than THREE)

Percentage of Respondents (Responses combined)	Central Sudan	Other Areas
The World Bank Group does not do adequate follow through/follow-up	15.9%	21.6%
There is not an adequate level of citizen/civil society participation	47.8%	49.5%
The World Bank Group is not sensitive enough to political/social realities on the ground	23.6%	16.5%
Lack of/inadequate levels of capacity in Government	26.8%	27.8%
Poor donor coordination	17.2%	18.6%
The World Bank Group works too slowly	10.8%	8.2%
The Government works inefficiently	23.6%	19.6%
Political pressures and obstacles	32.5%	33.0%
Reforms are not well thought out in light of country challenges	19.7%	17.5%
Ongoing conflict and instability	36.3%	35.1%
Inadequate funding	24.8%	34.0%
Other	1.3%	4.1%

### C. World Bank Group's Effectiveness and Results

In your opinion, how IMPORTANT is it for the World Bank Group to be involved in the following areas of development in Sudan? (1-Not important at all, 10-Very important)

	Central Sudan			Other Areas		
	N	Mean	SD	N	Mean	SD
Crime and violence	107	6.10	3.46	64	5.89	3.32
Financial markets	126	7.29	2.95	66	7.64	2.56
Transport	132	7.83	2.57	74	8.04	2.85
Anti-corruption	125	8.04	2.83	71	8.10	2.48
Regional conflict and tensions	120	7.31	2.91	71	7.42	2.89
Law and justice	115	6.21	3.21	68	5.79	3.29
Urban development	129	7.73	2.51	80	7.79	2.54
Environmental sustainability	126	8.02	2.45	77	8.25	2.40
Regulatory framework	122	7.21	2.59	74	6.97	2.58
Information and communications technology*	129	7.89	2.48	76	6.91	3.04
Poverty reduction	141	8.99	1.93	81	8.73	2.13
Gender equity	123	6.80	3.10	73	6.84	2.93
Private sector development	129	7.78	2.76	77	7.16	2.95
Foreign direct investment	124	8.06	2.62	75	7.45	3.02
Local governance and institutions	120	6.68	2.75	76	7.01	2.77
Water and sanitation	134	8.19	2.20	82	7.84	2.66
Trade and exports	120	7.69	2.83	66	7.30	2.84
Economic growth	135	8.53	2.17	70	8.56	2.12
Energy	127	7.80	2.65	73	7.79	2.75
Disaster management	129	7.86	2.52	77	7.81	2.65
Public sector governance/reform	129	7.76	2.65	78	7.67	3.08
Job creation/employment	131	7.69	2.72	77	7.92	2.77
Social cohesion	130	5.96	3.34	70	6.83	3.35
Communicable/non-communicable diseases	126	7.33	2.87	73	7.00	2.94
Equality of opportunity	123	7.28	2.78	74	8.07	2.62
Health	142	8.22	2.30	82	8.21	2.40
Rural development	134	8.62	2.12	82	8.66	2.18
Global/regional integration	126	7.93	2.51	70	7.83	2.09
Food security	130	8.42	2.31	79	8.73	1.93
Natural resource management	123	7.85	2.82	72	7.04	3.13
Security/stabilization/reconstruction	135	8.15	2.51	82	8.23	2.64
Social protection	129	7.00	2.86	72	6.47	2.85
Climate change	122	7.38	2.98	79	7.48	2.78
Agricultural development	136	8.65	2.11	79	8.63	2.27
Education	144	8.35	2.43	77	8.53	2.37
Debt relief and access to finance	137	8.70	2.56	78	8.58	2.38

\*Significantly different between locations

### C. World Bank Group's Effectiveness and Results (continued)

**How EFFECTIVE do you believe the World Bank Group is in terms of the work it does in the following areas of development in Sudan?** (1-Not effective at all, 10-Very effective)

	Central Sudan			Other Areas		
	N	Mean	SD	N	Mean	SD
Anti-corruption	67	4.67	3.15	43	4.58	2.78
Information and communications technology*	80	5.73	3.14	46	4.50	2.73
Transport	79	4.92	3.00	46	4.76	2.82
Crime and violence	66	3.67	2.48	42	4.64	3.08
Regional conflict and tensions*	73	4.49	2.87	50	6.00	3.39
Law and justice	66	3.70	2.52	42	4.48	2.97
Urban development	83	5.57	3.03	55	5.80	3.15
Environmental sustainability	87	6.08	2.87	61	6.02	3.03
Regulatory framework	73	5.56	2.88	51	5.80	3.09
Communicable/non-communicable diseases	77	5.38	2.76	51	5.33	3.02
Poverty reduction	106	6.30	2.81	67	6.91	2.73
Gender equity	84	6.10	2.68	54	6.22	2.82
Private sector development	86	5.63	2.92	46	5.07	2.89
Foreign direct investment	84	5.23	3.25	48	5.19	3.24
Local governance and institutions	75	4.68	2.66	48	5.31	2.63
Water and sanitation	100	5.91	2.54	61	6.49	2.86
Trade and exports	79	4.95	2.99	50	5.20	2.67
Economic growth*	94	5.55	2.65	60	6.58	2.57
Energy	70	4.59	2.74	48	5.31	2.75
Disaster management	75	5.37	2.65	54	6.13	3.22
Public sector governance/reform	81	5.48	2.67	46	5.93	3.14
Job creation/employment*	91	4.20	2.70	59	5.34	3.22
Social cohesion*	86	3.67	2.62	49	5.02	2.93
Financial markets	68	4.69	2.79	45	5.09	2.96
Equality of opportunity	85	5.20	3.11	58	5.67	3.13
Health	103	5.93	2.53	61	6.18	3.15
Rural development	106	6.19	2.70	68	6.84	2.96
Global/regional integration	76	5.08	2.91	54	5.56	2.86
Food security	91	5.47	2.77	62	6.34	2.95
Education	103	5.58	2.59	64	6.44	3.13
Security/stabilization/reconstruction	93	5.25	2.69	63	6.16	3.28
Social protection	71	4.24	2.54	45	4.49	3.03
Climate change	76	5.04	2.76	61	6.00	2.98
Agricultural development	92	5.52	2.78	63	6.11	3.08
Natural resource management	81	4.57	2.87	45	5.18	3.24
Debt relief and access to finance	90	5.21	3.24	57	4.91	3.37

\*Significantly different between locations

### C. World Bank Group's Effectiveness and Results (continued)

Where are the World Bank Group's decisions made primarily that support the program in Sudan? (Select only ONE response)

Percentage of Respondents	Central Sudan	Other Areas
At the Headquarters (in Washington D.C.)	45.9%	41.7%
In the country	16.4%	8.3%
Don't know	37.7%	50.0%

	Central Sudan			Other Areas		
	N	Mean	SD	N	Mean	SD
To what extent does the World Bank Group's work help to achieve development results in Sudan?	134	6.66	2.81	82	6.24	2.92

(1-To no degree at all, 10-To a very significant degree)

	Central Sudan			Other Areas		
	N	Mean	SD	N	Mean	SD
To what extent does the World Bank Group help to build/strengthen existing country systems in Sudan?	113	6.76	2.77	68	6.75	3.28

(1-To no degree at all, 10-To a very significant degree)

To what extent do you agree with the following statements about the World Bank Group in Sudan?

(1-Strongly disagree, 10-Strongly agree)

	Central Sudan			Other Areas		
	N	Mean	SD	N	Mean	SD
The World Bank Group's program of managing trust funds and partnerships meets the needs of Sudan	110	4.55	2.90	71	5.24	3.05
The World Bank Group meets Sudan's needs for knowledge services	113	5.50	2.97	62	5.71	3.09

	Central Sudan			Other Areas		
	N	Mean	SD	N	Mean	SD
To what extent do you believe the World Bank Group measures and corrects its work in real time in Sudan?	101	6.30	2.78	63	5.92	2.80

(1-To no degree at all, 10-To a very significant degree)

### D. The World Bank Group's Knowledge Work and Activities

How frequently do you consult World Bank Group's knowledge work and activities in the work you do? (Select only ONE response)

Percentage of Respondents	Central Sudan	Other Areas
Weekly	7.1%	3.1%
Monthly	13.0%	11.2%
A few times a year	28.6%	28.6%
Rarely	25.3%	22.4%
Never	26.0%	34.7%



### D. The World Bank Group's Knowledge Work and Activities (continued)

In Sudan, to what extent do you believe that the World Bank Group's knowledge work and activities: (1-To no degree at all, 10-To a very significant degree)

	Central Sudan			Other Areas		
	N	Mean	SD	N	Mean	SD
Are timely	111	6.21	2.54	64	5.58	2.96
Include appropriate level of stakeholder involvement during preparation	114	6.28	2.60	66	6.30	2.82
Lead to practical solutions	127	6.29	2.40	70	6.74	2.51
Are accessible (well written and easy to understand)	122	6.95	2.56	67	6.75	2.63
Are source of relevant information on global good practices	117	7.56	2.40	70	7.39	2.20
Are adequately disseminated	128	6.27	2.60	63	5.95	2.65
Are translated enough into local language	124	6.15	2.72	66	6.27	2.99
Are adaptable to Sudan's specific development challenges and country circumstances	116	7.21	2.78	70	7.36	2.35

	Central Sudan			Other Areas		
	N	Mean	SD	N	Mean	SD
Overall, how significant a contribution do you believe the WBG's knowledge work and activities make to development results in your country?	138	7.86	2.35	85	8.41	2.01
Overall, how would you rate the technical quality of the World Bank Group's knowledge work and activities?	131	7.57	2.30	75	7.47	2.58

(1-Not significant at all, 10-Very significant; 1-Very low technical quality, 10-Very high technical quality)

### E. Working with the World Bank Group

To what extent do you agree/disagree with the following statements? (1-Strongly disagree, 10-Strongly agree)

	Central Sudan			Other Areas		
	N	Mean	SD	N	Mean	SD
The World Bank Group disburses funds promptly	103	5.21	3.19	67	4.76	2.97
The World Bank Group effectively monitors and evaluates the projects and programs it supports	131	7.87	2.22	81	7.56	2.43
The World Bank Group's approvals and reviews are done in a timely fashion	120	6.52	2.64	73	6.19	2.55
The World Bank Group's "Safeguard Policy" requirements are reasonable	97	6.53	2.55	64	6.45	2.53
The World Bank Group takes decisions quickly in Sudan	107	5.20	2.84	64	4.80	2.55
Working with the World Bank Group increases Sudan's institutional capacity	134	8.16	2.23	80	8.24	2.13
Where country systems are adequate, the World Bank Group makes appropriate use of them	102	7.66	2.41	72	7.68	2.76
The World Bank Group provides effective implementation support	118	7.49	2.16	81	7.48	2.59

	Central Sudan			Other Areas		
	N	Mean	SD	N	Mean	SD
To what extent do you believe that the World Bank Group's work helps to find solutions that promote private public partnerships in Sudan?	116	6.97	2.68	64	6.83	2.48

(1-To no degree at all, 10-To a very significant degree)

### E. Working with the World Bank Group (continued)

Which of the following best describes the way the World Bank Group operates in Sudan? (Select only ONE response)

Percentage of Respondents	Central Sudan	Other Areas
The World Bank Group takes too much risk in Sudan	1.9%	8.3%
The World Bank Group does not take enough risk in Sudan	19.6%	10.4%
The World Bank Group's approach to risk is appropriate	38.6%	33.3%
Don't know	39.9%	47.9%

Which of the following best describes the World Bank Group's support in Sudan? (Select only ONE response)

Percentage of Respondents	Central Sudan	Other Areas
The World Bank Group is sufficiently selective and focuses on the most important development challenges in Sudan	37.6%	45.4%
The World Bank Group is not sufficiently selective in Sudan, and it is involved in too many areas of development	25.5%	22.7%
Don't know	36.9%	32.0%

	Central Sudan			Other Areas		
	N	Mean	SD	N	Mean	SD
To what extent do you believe the World Bank Group is adequately staffed in Sudan?	100	5.45	2.67	57	4.58	2.74

(1-To no degree at all, 10-To a very significant degree)

### F. The Multi Partner/Donor Trust Fund in Sudan as Managed by the World Bank

Which of the following best describe what you consider the greatest STRENGTHS of the Multi Donor Trust Fund in Sudan?

(Choose no more than TWO)

Percentage of Respondents (Responses combined)	Central Sudan	Other Areas
The donors worked collaboratively with the government	25.3%	21.6%
The donors were well coordinated	14.6%	19.6%
There was an adequate level of communication and sharing of results amongst all players	30.4%	27.8%
The Trust Fund's development priorities were aligned with country development priorities*	15.2%	26.8%
The level of resources distributed was sufficient	6.3%	6.2%
The Trust Fund was adequately staffed	3.8%	6.2%
The Trust Fund adequately took into consideration voices from outside of government	8.2%	10.3%
Don't know	43.0%	38.1%
Other	1.3%	3.1%

\*Significantly different between locations

Which of the following best describe what you consider the greatest WEAKNESSES of the Multi Donor Trust Fund in Sudan?

(Choose no more than TWO)

Percentage of Respondents (Responses combined)	Central Sudan	Other Areas
The Trust Fund was not adequately staffed	5.0%	9.2%
The level of resources distributed was too low	23.3%	30.6%
There was an inadequate level of communication and sharing of results amongst all players	4.4%	2.0%
The Trust Fund's development priorities were not aligned with country development priorities	10.1%	6.1%
The donors were not well coordinated	7.5%	7.1%
The donors did not work collaboratively with the government	5.0%	9.2%
The Trust Fund did not adequately take into consideration voices from outside of government	9.4%	11.2%
Don't know	47.8%	38.8%
Other	1.3%	4.1%

### G. The Future Role of the World Bank Group in Sudan

Which of the following SHOULD the World Bank Group do to make itself of greater value in Sudan? (Choose no more than TWO)

Percentage of Respondents (Responses combined)	Central Sudan	Other Areas
Provide more adequate data/knowledge/statistics/figures on Sudan's economy	29.7%	27.1%
Ensure greater selectivity in its work	5.7%	8.3%
Offer more innovative financial (non-lending) products	9.5%	10.4%
Improve the competitiveness of its financing compared to markets	7.6%	6.3%
Reach out more to groups outside of Government	18.4%	21.9%
Mobilize third party financial resources	19.6%	18.8%
Work faster	14.6%	13.5%
Improve the quality of its experts as related to Sudan's specific challenges	6.3%	11.5%
Offer more innovative knowledge services	7.0%	8.3%
Collaborate more effectively with Government clients	13.3%	15.6%
Increase the level of capacity development in the country	33.5%	28.1%
Reduce the complexity of obtaining World Bank Group financing	25.9%	18.8%
Increase availability of Fee-Based services	1.3%	3.1%
Increase the level of World Bank Group staffing in Sudan's office	0.6%	3.1%
Other	3.2%	2.1%

When considering the combination of services that the World Bank Group offers in Sudan, and taking into account its limited level of resources, which ONE of the following do you believe the World Bank Group should offer more of in Sudan?\* (Select only ONE response)

Percentage of Respondents (Responses combined)	Central Sudan	Other Areas
Leveraging more resources from trust funds	65.1%	61.5%
Knowledge products	11.2%	16.5%
Convening services	3.9%	4.4%
None of the above	4.6%	2.2%
The combination is appropriate for Sudan	3.9%	2.2%
Don't know	11.2%	13.2%

### H. Communication and Information Sharing

How do you get most of your information about economic and social development issues in Sudan? (Choose no more than TWO)

Percentage of Respondents (Responses combined)	Central Sudan	Other Areas
Periodicals	21.8%	21.1%
International newspapers	7.1%	4.2%
Local radio*	6.4%	29.5%
International radio	3.2%	7.4%
Local television	12.2%	16.8%
International television	16.0%	9.5%
Local newspapers	32.1%	25.3%
Internet*	71.8%	48.4%
Social media (blogs, Facebook, Twitter, YouTube, Flickr)	16.0%	24.2%
Other	4.5%	3.2%

\*Significantly different between locations

## H. Communication and Information Sharing (continued)

How would you prefer to receive information from the World Bank Group? (Choose no more than TWO)

Percentage of Respondents (Responses combined)	Central Sudan	Other Areas
Direct contact with World Bank Group	35.0%	27.8%
e-Newsletters	31.2%	28.9%
World Bank Group's seminars/workshops/ conferences	35.0%	24.7%
World Bank Group's publications and other written materials	29.9%	39.2%
World Bank Group's website	36.9%	39.2%
Social media (blogs, Facebook, Twitter, YouTube, Flickr)	7.6%	15.5%
Mobile phones	8.3%	8.2%
The World Bank's Information Center for Development located at the University of Khartoum	4.5%	8.2%
Other	0.0%	0.0%

Are you aware of the World Bank Group's Access to Information Policy under which the Bank will now disclose any information in its possession that is not a list of exceptions?

Percentage of Respondents	Central Sudan	Other Areas
Yes	21.3%	22.0%
No	78.7%	78.0%

Have you requested information from the World Bank Group on its activities in the past year?

Percentage of Respondents	Central Sudan	Other Areas
Yes	20.4%	15.7%
No	79.6%	84.3%

Were you able to obtain this information?

Percentage of Respondents	Central Sudan	Other Areas
Yes	51.9%	66.7%
No	48.1%	33.3%

Do you have access to the Internet?

Percentage of Respondents	Central Sudan	Other Areas
Yes	88.6%	88.6%
No	11.4%	11.4%

Do you use/have used the World Bank Group website?

Percentage of Respondents	Central Sudan	Other Areas
Yes	56.3%	63.3%
No	43.7%	36.7%

Which Internet connection do you use primarily when visiting a World Bank Group website?\*

Percentage of Respondents	Central Sudan	Other Areas
High speed/WiFi	63.0%	46.6%
Dial-up	37.0%	53.4%

\*Significantly different between locations

## H. Communication and Information Sharing (continued)

Please rate how much you agree with the following statements. (1-Strongly disagree, 10-Strongly agree)

	Central Sudan			Other Areas		
	N	Mean	SD	N	Mean	SD
I find the World Bank Group's websites easy to navigate.	103	7.62	2.41	58	7.14	2.63
I find the information on the World Bank Group's websites useful.	96	7.61	2.02	54	7.85	2.22
The World Bank Group's social media channels are valuable sources of information about the institution	89	6.92	2.49	45	7.20	2.32
When I need information from the World Bank Group I know how to find it	117	7.32	2.81	60	6.65	3.02
The World Bank Group is responsive to my information requests and inquiries	92	6.92	2.57	50	6.88	2.43

## I. Background Information

Which one of the following best describes your level of interaction with the World Bank Group in your country?\* (Select only ONE response)

Percentage of Respondents	Central Sudan	Other Areas
I currently collaborate with the World Bank Group	17.6%	10.4%
I have previously collaborated with the World Bank Group	27.0%	14.6%
Both of the above (I currently collaborate and previously have collaborated with the World Bank Group)	14.5%	24.0%
I have never collaborated with the World Bank Group	40.9%	51.0%

\*Significantly different between locations

Which of the following describes most of your exposure to the World Bank Group in Sudan? (Choose no more than TWO)

Percentage of Respondents (Responses combined)	Central Sudan	Other Areas
Observer	27.5%	17.0%
Use World Bank Group reports/data	20.9%	16.0%
Engage in World Bank Group related/sponsored events/activities	35.9%	30.9%
Collaborate as part of my professional duties	58.2%	61.7%
Use World Bank Group website for information, data, research, etc.*	15.7%	36.2%

\*Significantly different between locations

What's your gender?\*

Percentage of Respondents	Central Sudan	Other Areas
Female	34.4%	15.3%
Male	65.6%	84.7%

\*Significantly different between locations

## Appendix D: Responses to All Questions by Levels of Collaboration<sup>3</sup>

**Currently Collaborating N=89 ● Previously Collaborated N=60 ● Never Collaborated N=118**

### A. General Issues facing Sudan

In general, would you say that Sudan is headed in...?\*

Percentage of Respondents	Currently Collaborating	Previously Collaborated	Never Collaborated
The right direction	41.2%	25.0%	28.9%
The wrong direction	42.4%	32.1%	47.4%
Not sure	16.5%	42.9%	23.7%

\*Significantly different between those who currently, previously, or never collaborated with the WBG

Please identify which of the following you consider the most important development priorities in Sudan?

Percentage of Respondents (Responses combined)	Currently Collaborating	Previously Collaborated	Never Collaborated
Social protection	7.9%	3.4%	7.8%
Food security	18.0%	32.2%	25.9%
Security/stabilization/reconstruction	44.9%	32.2%	39.7%
Public sector governance/reform	16.9%	16.9%	7.8%
Global/regional integration*	1.1%	1.7%	7.8%
Gender equity	0.0%	0.0%	0.0%
Private sector development*	10.1%	10.2%	1.7%
Foreign direct investment	11.2%	1.7%	11.2%
Water and sanitation*	6.7%	11.9%	2.6%
Energy*	5.6%	0.0%	0.9%
Regional conflict and tensions	7.9%	1.7%	4.3%
Job creation/employment	3.4%	10.2%	9.5%
Rural development	15.7%	13.6%	18.1%
Financial markets*	0.0%	0.0%	4.3%
Urban development	2.2%	0.0%	0.0%
Environmental sustainability	3.4%	5.1%	1.7%
Equality of opportunity	5.6%	1.7%	8.6%
Health	6.7%	15.3%	9.5%
Education	23.6%	30.5%	29.3%
Poverty reduction	25.8%	28.8%	16.4%
Transport	9.0%	3.4%	7.8%
Social cohesion*	0.0%	0.0%	5.2%
Climate change	3.4%	0.0%	0.0%
Agricultural development	14.6%	25.4%	18.1%
Trade and exports	2.2%	3.4%	0.9%
Crime and violence	0.0%	0.0%	0.0%
Economic growth	7.9%	5.1%	8.6%
Law and justice	2.2%	0.0%	3.4%
Regulatory framework	0.0%	0.0%	0.9%
Communicable/non-communicable diseases	0.0%	0.0%	0.0%
Local governance and institutions	4.5%	1.7%	0.9%
Natural resource management	4.5%	6.8%	4.3%
Anti-corruption	15.7%	18.6%	20.7%
Disaster management	0.0%	3.4%	1.7%
Information and communications technology	0.0%	3.4%	0.9%
Debt relief and access to finance	16.9%	6.8%	15.5%

\*Significantly different between those who currently, previously, or never collaborated with the WBG

<sup>3</sup> Only 267 respondents provided the information about their levels of collaboration with the World Bank Group. Thus only these respondents were included in the analysis presented in this appendix. Please note that, "I currently collaborate with the WBG" and "Both of the above", were grouped into "Currently collaborating."

**A. General Issues facing Sudan (continued)**

Poverty reduction is a broad term that encompasses work in many different areas. Which **THREE** areas of development listed below do you believe would contribute most to reducing poverty in Sudan? (Choose no more than **THREE**)

Percentage of Respondents (Responses combined)	Currently Collaborating	Previously Collaborated	Never Collaborated
Water and sanitation	9.1%	11.7%	4.4%
Equality of opportunity	14.8%	15.0%	7.9%
Economic growth*	13.6%	35.0%	37.7%
Climate change	4.5%	5.0%	0.0%
Regional conflict and tensions	5.7%	0.0%	4.4%
Global/regional integration	5.7%	0.0%	5.3%
Gender equity	0.0%	3.3%	1.8%
Rural development	34.1%	33.3%	30.7%
Urban development	3.4%	1.7%	2.6%
Regulatory framework	1.1%	0.0%	0.0%
Local governance and institutions	2.3%	0.0%	2.6%
Social protection*	9.1%	0.0%	2.6%
Law and justice	2.3%	5.0%	0.9%
Transport	8.0%	1.7%	5.3%
Crime and violence	1.1%	0.0%	1.8%
Communicable/non-communicable diseases	0.0%	0.0%	0.0%
Information and communications technology	0.0%	0.0%	1.8%
Debt relief and access to finance	17.0%	16.7%	11.4%
Security/stabilization/reconstruction	38.6%	31.7%	28.9%
Anti-corruption	5.7%	13.3%	13.2%
Private sector development	9.1%	6.7%	5.3%
Foreign direct investment*	0.0%	3.3%	7.9%
Energy	0.0%	0.0%	0.9%
Public sector governance/reform	12.5%	11.7%	8.8%
Social cohesion	0.0%	0.0%	0.9%
Education	26.1%	16.7%	25.4%
Natural resource management	9.1%	1.7%	4.4%
Environmental sustainability	0.0%	3.3%	1.8%
Health	11.4%	11.7%	9.6%
Agricultural development	25.0%	30.0%	24.6%
Disaster management	0.0%	0.0%	0.0%
Job creation/employment	15.9%	18.3%	21.1%
Financial markets	2.3%	0.0%	1.8%
Trade and exports*	0.0%	8.3%	8.8%
Food security	10.2%	8.3%	15.8%

\*Significantly different between those who currently, previously, or never collaborated with the WBG

### A. General Issues facing Sudan (continued)

When thinking about the idea of “shared prosperity” in your country, which of the following TWO best illustrate how this would be achieved in Sudan? (Choose no more than TWO)

Percentage of Respondents (Responses combined)	Currently Collaborating	Previously Collaborated	Never Collaborated
Better employment opportunities for young people	23.6%	19.0%	21.6%
Better employment opportunities for women	0.0%	0.0%	0.9%
Greater access to micro-finance for the poor*	23.6%	44.8%	27.9%
Debt relief and access to finance	11.2%	12.1%	14.4%
Greater voice and participation for citizens to help ensure greater accountability	5.6%	1.7%	1.8%
Greater access to health and nutrition for citizens	4.5%	8.6%	5.4%
Better entrepreneurial opportunities	16.9%	12.1%	13.5%
Better natural resource management	16.9%	19.0%	20.7%
A growing middle class	3.4%	10.3%	6.3%
Better opportunity for the poor who live in rural areas	12.4%	3.4%	9.0%
Better opportunity for the poor who live in urban areas	2.2%	1.7%	0.0%
Better security and peace building	18.0%	27.6%	21.6%
Consistent economic growth	24.7%	13.8%	15.3%
More reliable social safety net	1.1%	0.0%	4.5%
Greater equity of fiscal policy	2.2%	5.2%	9.0%
Education and training that better ensure job opportunity	24.7%	13.8%	21.6%
Better quality public services	0.0%	1.7%	2.7%
Other	4.5%	3.4%	1.8%

\*Significantly different between those who currently, previously, or never collaborated with the WBG

### B. Overall Attitudes toward the World Bank Group

	Currently Collaborating			Previously Collaborated			Never Collaborated		
	N	Mean	SD	N	Mean	SD	N	Mean	SD
How familiar are you with the work of the World Bank Group in Sudan?*	87	7.08	2.44	58	6.45	2.38	117	4.95	3.17

(1-Not familiar at all, 10-Extremely familiar)

\*Significantly different between those who currently, previously, or never collaborated with the WBG

	Currently Collaborating			Previously Collaborated			Never Collaborated		
	N	Mean	SD	N	Mean	SD	N	Mean	SD
Overall, please rate your impression of the World Bank Group's effectiveness in Sudan.*	80	6.85	2.39	50	6.16	2.88	87	5.20	3.17

(1-Not effective at all, 10-Very effective)

\*Significantly different between those who currently, previously, or never collaborated with the WBG

	Currently Collaborating			Previously Collaborated			Never Collaborated		
	N	Mean	SD	N	Mean	SD	N	Mean	SD
To what extent do you believe the WBG's staff is well prepared to help Sudan solve its most complicated development challenges?*	84	7.48	2.25	45	7.76	2.19	86	6.31	3.49

(1-To no degree at all, 10-To a very significant degree)

\*Significantly different between those who currently, previously, or never collaborated with the WBG



### B. Overall Attitudes toward the World Bank Group (continued)

When thinking about how the World Bank Group can have the most impact on development results in Sudan, in which sectoral areas do you believe the World Bank Group should focus most of its resources in Sudan? (Choose no more than THREE)

Percentage of Respondents (Responses combined)	Currently Collaborating	Previously Collaborated	Never Collaborated
Social protection	5.6%	1.7%	5.9%
Security/stabilization/reconstruction	29.2%	40.0%	39.0%
Crime and violence	3.4%	1.7%	1.7%
Transport	10.1%	6.7%	11.0%
Agricultural development	33.7%	36.7%	36.4%
Global/regional integration	0.0%	6.7%	4.2%
Gender equity	0.0%	0.0%	0.0%
Public sector governance/reform	13.5%	8.3%	12.7%
Health	14.6%	25.0%	12.7%
Rural development	24.7%	18.3%	19.5%
Foreign direct investment	9.0%	6.7%	11.9%
Education	21.3%	20.0%	23.7%
Energy	0.0%	3.3%	1.7%
Social cohesion	0.0%	0.0%	0.0%
Job creation/employment	6.7%	5.0%	14.4%
Financial markets	2.2%	1.7%	3.4%
Urban development	0.0%	0.0%	2.5%
Environmental sustainability*	9.0%	5.0%	0.8%
Equality of opportunity	5.6%	0.0%	3.4%
Regional conflict and tensions*	5.6%	0.0%	0.8%
Private sector development	9.0%	8.3%	5.1%
Water and sanitation	9.0%	5.0%	3.4%
Food security	9.0%	11.7%	11.0%
Climate change*	6.7%	1.7%	0.0%
Poverty reduction*	16.9%	31.7%	12.7%
Trade and exports	1.1%	1.7%	2.5%
Economic growth	10.1%	16.7%	16.1%
Law and justice	0.0%	1.7%	4.2%
Local governance and institutions*	3.4%	0.0%	0.0%
Regulatory framework	1.1%	0.0%	0.0%
Communicable/non-communicable diseases	0.0%	0.0%	0.0%
Natural resource management*	13.5%	6.7%	3.4%
Information and communications technology	0.0%	0.0%	3.4%
Anti-corruption	3.4%	6.7%	7.6%
Disaster management	0.0%	0.0%	0.8%
Debt relief and access to finance	21.3%	15.0%	20.3%

\*Significantly different between those who currently, previously, or never collaborated with the WBG

## B. Overall Attitudes toward the World Bank Group (continued)

When thinking about the World Bank Group's role, which activity do you believe is of greatest VALUE and which activity is of second greatest value in Sudan?

Greatest Value Percentage of Respondents	Currently Collaborating	Previously Collaborated	Never Collaborated
Convening/facilitating	3.6%	3.5%	4.5%
Data and statistics	9.6%	3.5%	3.6%
Policy advice, studies, analyses	15.7%	17.5%	14.5%
Financial resources*	8.4%	17.5%	33.6%
Capacity development*	28.9%	36.8%	17.3%
Technical assistance	3.6%	5.3%	2.7%
Mobilizing third party financial resources*	6.0%	5.3%	0.0%
Donor coordination and policy dialogue	10.8%	3.5%	14.5%
Linkage to non-Bank expertise	1.2%	0.0%	0.0%
Strategy formulation	12.0%	7.0%	9.1%
Other	0.0%	0.0%	0.0%

\*Significantly different between those who currently, previously, or never collaborated with the WBG

2 <sup>nd</sup> Greatest Value Percentage of Respondents	Currently Collaborating	Previously Collaborated	Never Collaborated
Convening/facilitating	6.2%	3.5%	6.4%
Data and statistics	4.9%	8.8%	3.7%
Policy advice, studies, analyses*	12.3%	7.0%	2.8%
Financial resources	8.6%	15.8%	8.3%
Capacity development	21.0%	26.3%	34.9%
Technical assistance*	12.3%	7.0%	1.8%
Mobilizing third party financial resources	6.2%	3.5%	7.3%
Donor coordination and policy dialogue	12.3%	12.3%	17.4%
Linkage to non-Bank expertise	3.7%	1.8%	2.8%
Strategy formulation	12.3%	14.0%	14.7%
Other	0.0%	0.0%	0.0%

\*Significantly different between those who currently, previously, or never collaborated with the WBG

How EFFECTIVE do you believe the World Bank Group is in terms of the capacity building work it does in each of the following areas in Sudan? (1-Not effective at all, 10-Very effective)

	Currently Collaborating			Previously Collaborated			Never Collaborated		
	N	Mean	SD	N	Mean	SD	N	Mean	SD
Project implementation (or other organizational strengthening)*	76	7.97	2.03	37	7.32	2.16	62	6.27	3.31
Citizen engagement (incorporating citizens' voices into development)*	69	6.65	2.40	26	5.77	2.94	53	5.21	3.03
Policy design (for clarity and better incentives to achieve development goals)	64	6.88	2.35	35	7.11	2.30	58	6.55	2.90

\*Significantly different between those who currently, previously, or never collaborated with the WBG

When thinking about how to improve capacity building in Sudan to help ensure better development results, looking forward, how IMPORTANT is it for the World Bank Group to be involved in the following aspects of capacity building? (1-Not important at all, 10-Very important)

	Currently Collaborating			Previously Collaborated			Never Collaborated		
	N	Mean	SD	N	Mean	SD	N	Mean	SD
Project implementation (or other organizational strengthening)*	77	9.00	1.63	44	8.48	2.02	66	8.12	2.43
Citizen engagement (incorporating citizens' voices into development)	71	8.56	1.96	34	8.00	2.71	62	7.74	2.67
Policy design (for clarity and better incentives to achieve development goals)	69	8.84	1.52	41	8.71	1.90	66	8.56	2.35

\*Significantly different between those who currently, previously, or never collaborated with the WBG

**B. Overall Attitudes toward the World Bank Group (continued)**

Which of the following do you identify as the World Bank Group's greatest WEAKNESSES in its work in Sudan?  
(Choose no more than TWO)

Percentage of Respondents (Responses combined)	Currently Collaborating	Previously Collaborated	Never Collaborated
Staff too inaccessible*	4.5%	6.9%	17.2%
Not exploring alternative policy options	2.3%	8.6%	6.9%
Not collaborating enough with stakeholders outside the Government*	5.7%	22.4%	12.9%
Its advice and strategies do not lend themselves to practical problem solving*	12.5%	1.7%	16.4%
Not enough public disclosure of its work	13.6%	17.2%	17.2%
Arrogant in its approach	2.3%	1.7%	1.7%
Not client focused	3.4%	5.2%	5.2%
The credibility of its knowledge/data	0.0%	5.2%	1.7%
World Bank Group's processes too complex*	19.3%	5.2%	9.5%
Not willing to honestly criticize policies and reform efforts in the country	4.5%	5.2%	6.9%
Too influenced by developed countries	18.2%	10.3%	11.2%
Imposing technocratic solutions without regard to political realities	6.8%	10.3%	12.1%
World Bank Group's processes too slow*	25.0%	10.3%	3.4%
Not aligned with other donors' work	2.3%	5.2%	2.6%
Not aligned with country priorities	3.4%	1.7%	6.0%
Not adequately sensitive to political/social realities in Sudan*	9.1%	8.6%	24.1%
Not focused enough on issues that are unique to post-conflict countries	5.7%	12.1%	8.6%
Inadequate number of World Bank Group staff members located in the country*	17.0%	8.6%	2.6%
Other	8.0%	6.9%	1.7%
Don't know	15.9%	20.7%	13.8%

\*Significantly different between those who currently, previously, or never collaborated with the WBG

Which World Bank Group's instruments do you believe are the MOST effective in reducing poverty in Sudan?  
(Choose no more than TWO)

Percentage of Respondents (Responses combined)	Currently Collaborating	Previously Collaborated	Never Collaborated
Knowledge products/services	22.5%	13.3%	23.1%
Technical assistance*	40.4%	21.7%	20.5%
Capacity development	58.4%	65.0%	51.3%
Trust Fund management	16.9%	8.3%	12.0%
Multi-sectoral approaches	4.5%	8.3%	8.5%
Co-financing arrangements	25.8%	41.7%	39.3%
Sector-wide approaches	7.9%	6.7%	5.1%
Emergency Recovery lending	14.6%	3.3%	14.5%
Other	3.4%	1.7%	2.6%
Don't know	2.2%	11.7%	8.5%

\*Significantly different between those who currently, previously, or never collaborated with the WBG

### B. Overall Attitudes toward the World Bank Group (continued)

To what extent do you believe that the World Bank Group's work and support help the poorest in Sudan?  
(Select only ONE response)

Percentage of Respondents	Currently Collaborating	Previously Collaborated	Never Collaborated
To a fully sufficient degree	1.2%	-	7.8%
To a somewhat sufficient degree	35.3%	38.3%	13.6%
To a somewhat insufficient degree	44.7%	21.7%	24.3%
To a very insufficient degree	9.4%	23.3%	34.0%
Don't know	9.4%	16.7%	20.4%

\*Significantly different between those who currently, previously, or never collaborated with the WBG

In addition to the regular relations with the national government, which TWO of the following groups should the World Bank Group collaborate with more in your country? (Choose no more than TWO)

Percentage of Respondents (Responses combined)	Currently Collaborating	Previously Collaborated	Never Collaborated
Academia/think tanks/research institutes	31.8%	31.7%	27.4%
Donor community	14.8%	13.3%	13.7%
Media*	6.8%	5.0%	23.9%
Local government	21.6%	18.3%	13.7%
Private sector	20.5%	13.3%	23.1%
Parliament	0.0%	3.3%	1.7%
NGOs/CBOs	33.0%	36.7%	32.5%
Youth/university groups	13.6%	8.3%	8.5%
Beneficiaries	33.0%	33.3%	21.4%
Foundations	11.4%	10.0%	3.4%
UN and regional peace keeping forces*	0.0%	0.0%	4.3%
Emerging donors	0.0%	3.3%	3.4%
UN agencies	10.2%	5.0%	7.7%
Regional organizations	1.1%	3.3%	2.6%
Other	0.0%	0.0%	0.9%
Don't know	0.0%	5.0%	5.1%

\*Significantly different between those who currently, previously, or never collaborated with the WBG

To what extent do you agree with the following statements about the World Bank Group's work in Sudan?

(1-Strongly disagree, 10-Strongly agree)

	Currently Collaborating			Previously Collaborated			Never Collaborated		
	N	Mean	SD	N	Mean	SD	N	Mean	SD
Overall the World Bank Group currently plays a relevant role in development in Sudan*	82	6.61	2.63	50	6.36	3.04	85	4.64	2.89
The World Bank Group's work is aligned with what I consider the development priorities for Sudan*	82	7.20	2.32	47	6.40	2.82	82	4.90	3.18
The World Bank Group supports programs and strategies that are realistic for Sudan*	79	7.15	2.06	43	6.93	2.74	85	4.82	2.92
The World Bank Group treats clients and stakeholders in Sudan with respect*	81	8.17	2.28	49	8.67	1.69	72	7.08	3.30

\*Significantly different between those who currently, previously, or never collaborated with the WBG

### B. Overall Attitudes toward the World Bank Group (continued)

To what extent is the World Bank Group an effective development partner in Sudan in terms of each of the following? (1-To no degree at all, 10-To a very significant degree)

	Currently Collaborating			Previously Collaborated			Never Collaborated		
	N	Mean	SD	N	Mean	SD	N	Mean	SD
Responsiveness to needs*	78	6.32	2.54	47	6.34	2.93	81	4.65	2.69
Flexibility (in terms of the institution's products and services)*	74	6.15	2.45	44	6.91	2.48	73	4.67	2.51
Flexibility (in terms of changing country circumstances)*	73	6.33	2.40	42	6.40	2.79	72	4.46	2.86
Being inclusive	70	5.99	2.56	45	6.27	2.86	69	5.28	2.38
Openness (sharing data and other information)	73	6.45	2.65	45	6.20	2.48	70	5.97	2.89
Staff accessibility*	77	6.91	2.61	48	6.50	2.68	74	5.34	3.19
Straightforwardness and honesty*	73	8.45	2.33	42	8.02	2.02	65	6.92	2.68
Ease of access to the people at the World Bank Group who are making decisions important to my work*	77	6.96	2.69	45	6.24	3.11	76	4.16	2.66
Collaboration with civil society*	75	6.80	2.52	45	6.40	2.68	81	5.54	3.18
Collaboration with the UN	55	7.78	2.36	41	7.76	2.22	68	7.57	2.80
Collaboration with the Government*	77	7.71	2.08	49	7.49	2.53	80	6.49	2.75
Collaboration with other donors and development partners	63	7.54	2.12	37	6.95	2.33	71	6.92	2.48
Collaboration with the private sector*	61	5.72	2.81	39	5.90	2.40	68	4.51	2.79
The speed in which it gets things accomplished on the ground*	77	6.56	2.56	48	6.38	2.61	74	5.49	2.99
Being a long-term partner	69	7.19	2.70	46	7.35	3.08	74	6.91	3.19

\*Significantly different between those who currently, previously, or never collaborated with the WBG

To be more effective development partner in Sudan, do you believe that the World Bank Group should have...?

(Select only ONE response)

Percentage of Respondents	Currently Collaborating	Previously Collaborated	Never Collaborated
More local presence	93.2%	86.4%	84.7%
The current level of local presence is adequate	3.4%	8.5%	8.5%
Less local presence	2.3%	-	3.4%
Don't know	1.1%	5.1%	3.4%

In the past year, have you seen more, less, or just about the same level of effective collaboration between the UN and the World Bank Group in your country? (Select only ONE response)

Percentage of Respondents	Currently Collaborating	Previously Collaborated	Never Collaborated
More effective collaboration	19.8%	16.7%	11.0%
The same level of effective collaboration	20.9%	23.3%	17.8%
Less effective collaboration	15.1%	15.0%	23.7%
Don't know	44.2%	45.0%	47.5%

**B. Overall Attitudes toward the World Bank Group (continued)**

When World Bank Group assisted reform efforts fail or are slow to take place, which THREE of the following would you attribute this to? (Choose no more than THREE)

Percentage of Respondents (Responses combined)	Currently Collaborating	Previously Collaborated	Never Collaborated
The World Bank Group does not do adequate follow through/follow-up	11.6%	16.9%	24.1%
There is not an adequate level of citizen/civil society participation	44.2%	50.8%	52.6%
The World Bank Group is not sensitive enough to political/social realities on the ground	14.0%	22.0%	25.9%
Lack of/inadequate levels of capacity in Government*	39.5%	28.8%	15.5%
Poor donor coordination	11.6%	18.6%	20.7%
The World Bank Group works too slowly	12.8%	8.5%	8.6%
The Government works inefficiently	19.8%	13.6%	27.6%
Political pressures and obstacles*	34.9%	18.6%	36.2%
Reforms are not well thought out in light of country challenges	17.4%	16.9%	18.1%
Ongoing conflict and instability*	39.5%	50.8%	28.4%
Inadequate funding	31.4%	33.9%	25.0%
Other	4.7%	1.7%	0.9%

\*Significantly different between those who currently, previously, or never collaborated with the WBG

### C. World Bank Group's Effectiveness and Results

In your opinion, how IMPORTANT is it for the World Bank Group to be involved in the following areas of development in Sudan? (1-Not important at all, 10-Very important)

	Currently Collaborating			Previously Collaborated			Never Collaborated		
	N	Mean	SD	N	Mean	SD	N	Mean	SD
Crime and violence*	63	5.24	3.17	36	5.17	3.48	78	6.65	3.57
Financial markets	64	7.06	2.74	39	7.13	2.94	96	7.70	2.97
Transport	79	7.91	2.47	41	7.61	2.64	94	7.88	3.06
Anti-corruption	73	7.84	2.66	40	8.10	2.61	91	7.68	3.24
Regional conflict and tensions	73	6.71	3.07	40	7.20	3.11	88	7.59	2.96
Law and justice	69	5.71	3.09	37	6.38	3.05	85	5.68	3.60
Urban development	78	7.62	2.52	43	7.91	2.26	96	7.61	2.84
Environmental sustainability	79	8.56	1.85	44	8.07	2.31	90	7.64	2.97
Regulatory framework	74	7.19	2.53	46	7.28	2.42	85	6.75	2.86
Information and communications technology	76	7.47	2.71	45	8.09	2.40	94	7.21	2.95
Poverty reduction	83	9.08	1.43	49	8.94	2.07	100	8.58	2.53
Gender equity	75	6.55	2.99	44	6.73	2.79	87	6.60	3.45
Private sector development	77	7.35	2.69	40	7.70	2.81	97	7.40	3.13
Foreign direct investment	74	7.46	2.75	38	7.45	2.65	95	8.06	2.96
Local governance and institutions	74	6.97	2.65	44	6.34	2.80	86	6.49	2.98
Water and sanitation	79	8.11	2.11	50	8.28	2.06	97	7.85	2.85
Trade and exports*	69	6.88	3.09	38	7.05	3.03	87	8.13	2.60
Economic growth	80	8.35	1.99	43	8.14	2.31	92	8.76	2.39
Energy	77	7.45	2.59	37	7.76	2.72	94	7.96	2.86
Disaster management	77	7.58	2.74	47	7.40	2.81	92	8.14	2.44
Public sector governance/reform	81	7.89	2.66	44	7.23	3.03	90	7.49	3.04
Job creation/employment	83	8.00	2.39	44	7.55	2.60	91	7.65	3.23
Social cohesion	72	6.00	3.29	45	6.04	2.98	93	6.37	3.63
Communicable/non-communicable diseases	75	7.25	2.66	42	7.36	2.83	92	6.93	3.22
Equality of opportunity	75	7.57	2.53	41	6.93	3.09	89	7.62	2.87
Health	87	8.23	2.15	50	8.26	2.31	97	7.96	2.74
Rural development	82	9.06	1.44	49	8.43	2.16	95	8.29	2.72
Global/regional integration	74	7.69	2.20	41	7.73	2.32	89	8.02	2.66
Food security	77	8.74	1.68	46	8.54	2.00	95	8.28	2.74
Natural resource management	72	7.74	2.50	41	7.27	3.23	90	7.33	3.31
Security/stabilization/reconstruction	84	8.17	2.31	45	8.51	2.16	98	7.85	3.07
Social protection	75	6.19	2.70	40	6.23	3.02	94	7.16	3.07
Climate change*	76	8.16	2.28	42	6.88	3.29	91	6.78	3.25
Agricultural development	84	8.85	1.74	46	8.67	1.96	95	8.36	2.71
Education	83	8.61	1.99	49	8.31	2.41	99	8.27	2.84
Debt relief and access to finance	77	8.83	2.33	43	8.91	1.72	102	8.43	2.86

\*Significantly different between those who currently, previously, or never collaborated with the WBG

### C. World Bank Group's Effectiveness and Results (continued)

How EFFECTIVE do you believe the World Bank Group is in terms of the work it does in the following areas of development in Sudan? (1-Not effective at all, 10-Very effective)

	Currently Collaborating			Previously Collaborated			Never Collaborated		
	N	Mean	SD	N	Mean	SD	N	Mean	SD
Anti-corruption	46	5.00	2.99	26	5.00	3.54	41	3.76	2.52
Information and communications technology*	50	6.06	2.93	31	5.39	3.29	50	4.40	2.95
Transport	54	5.33	2.86	28	4.64	3.01	47	4.23	2.88
Crime and violence	45	4.31	2.81	20	3.65	2.58	44	3.50	2.52
Regional conflict and tensions	56	5.30	3.13	19	4.68	3.23	50	4.74	3.19
Law and justice*	48	4.75	2.70	22	3.36	2.77	39	2.95	2.01
Urban development*	63	6.46	2.75	26	5.19	3.44	51	4.69	2.93
Environmental sustainability*	71	7.41	2.35	34	5.71	3.06	49	4.35	2.59
Regulatory framework*	56	6.91	2.54	30	5.40	2.98	41	4.10	2.76
Communicable/non-communicable diseases*	58	6.07	2.73	29	4.69	2.95	45	4.80	2.74
Poverty reduction*	72	7.00	2.37	42	6.86	3.21	63	5.68	2.86
Gender equity*	60	6.72	2.40	31	5.48	3.05	49	5.37	2.84
Private sector development	54	5.78	2.72	30	5.50	3.32	52	4.83	2.84
Foreign direct investment	47	4.81	2.73	28	5.79	3.54	58	4.90	3.42
Local governance and institutions	53	5.19	2.61	23	4.65	2.81	48	4.33	2.51
Water and sanitation*	69	6.55	2.59	42	6.48	2.65	56	5.25	2.73
Trade and exports	47	5.15	2.73	30	5.13	3.07	53	4.51	2.80
Economic growth*	61	6.59	2.30	37	5.59	3.11	57	5.33	2.56
Energy	49	5.35	2.59	27	4.59	2.59	43	4.05	2.82
Disaster management	50	5.74	2.76	31	6.16	3.11	50	4.96	2.90
Public sector governance/reform*	54	6.07	2.71	25	6.32	3.25	51	4.63	2.66
Job creation/employment	64	5.03	2.70	32	4.19	2.99	56	4.14	3.04
Social cohesion	58	4.60	2.67	29	3.69	2.48	50	3.62	2.84
Financial markets	44	5.30	3.01	22	4.32	3.03	50	4.46	2.68
Equality of opportunity	60	5.78	2.81	31	5.10	3.27	54	4.76	3.27
Health*	67	6.82	2.54	38	6.21	2.69	61	4.85	2.66
Rural development*	75	7.12	2.35	40	6.78	2.92	63	5.27	3.02
Global/regional integration*	57	5.93	2.71	25	5.44	3.22	52	4.38	2.75
Food security*	62	5.73	2.64	35	6.71	2.74	58	5.10	3.04
Education*	70	6.43	2.35	38	6.50	2.74	63	4.84	3.04
Security/stabilization/reconstruction*	62	6.15	2.82	36	5.97	2.90	62	4.63	2.97
Social protection*	46	4.89	2.75	20	3.85	2.96	52	3.60	2.31
Climate change*	59	6.14	2.75	26	5.31	3.28	54	4.44	2.56
Agricultural development*	60	6.03	2.58	35	6.46	3.19	62	4.85	2.88
Natural resource management	50	4.88	3.04	24	5.08	3.15	54	4.13	2.80
Debt relief and access to finance	54	5.13	3.16	31	5.45	3.39	67	4.60	3.40

\*Significantly different between those who currently, previously, or never collaborated with the WBG

Where are the World Bank Group's decisions made primarily that support the program in Sudan? (Select only ONE response)

Percentage of Respondents	Currently Collaborating	Previously Collaborated	Never Collaborated
At the Headquarters (in Washington D.C.)	48.3%	43.3%	42.2%
In the country	14.6%	15.0%	11.2%
Don't know	37.1%	41.7%	46.6%



**C. World Bank Group's Effectiveness and Results (continued)**

	Currently Collaborating			Previously Collaborated			Never Collaborated		
	N	Mean	SD	N	Mean	SD	N	Mean	SD
To what extent does the World Bank Group's work help to achieve development results in Sudan?	85	6.84	2.21	52	6.87	2.90	85	5.93	3.27

(1-To no degree at all, 10-To a very significant degree)

	Currently Collaborating			Previously Collaborated			Never Collaborated		
	N	Mean	SD	N	Mean	SD	N	Mean	SD
To what extent does the World Bank Group help to build/strengthen existing country systems in Sudan?*	77	7.69	2.26	45	6.42	3.25	65	5.78	3.16

(1-To no degree at all, 10-To a very significant degree)

\*Significantly different between those who currently, previously, or never collaborated with the WBG

**To what extent do you agree with the following statements about the World Bank Group in Sudan?**

(1-Strongly disagree, 10-Strongly agree)

	Currently Collaborating			Previously Collaborated			Never Collaborated		
	N	Mean	SD	N	Mean	SD	N	Mean	SD
The World Bank Group's program of managing trust funds and partnerships meets the needs of Sudan	68	5.06	2.85	38	4.68	3.01	78	4.36	3.10
The World Bank Group meets Sudan's needs for knowledge services	73	5.58	2.81	38	5.87	3.22	67	5.21	3.12

	Currently Collaborating			Previously Collaborated			Never Collaborated		
	N	Mean	SD	N	Mean	SD	N	Mean	SD
To what extent do you believe the World Bank Group measures and corrects its work in real time in Sudan?*	66	6.70	2.08	38	6.29	2.88	65	5.15	3.21

(1-To no degree at all, 10-To a very significant degree)

\*Significantly different between those who currently, previously, or never collaborated with the WBG

**D. The World Bank Group's Knowledge Work and Activities**

How frequently do you consult World Bank Group's knowledge work and activities in the work you do?\*

(Select only ONE response)

Percentage of Respondents	Currently Collaborating	Previously Collaborated	Never Collaborated
Weekly	9.5%	3.3%	3.4%
Monthly	20.2%	15.0%	4.3%
A few times a year	40.5%	31.7%	16.4%
Rarely	15.5%	31.7%	27.6%
Never	14.3%	18.3%	48.3%

\*Significantly different between those who currently, previously, or never collaborated with the WBG

### D. The World Bank Group's Knowledge Work and Activities (continued)

In Sudan, to what extent do you believe that the World Bank Group's knowledge work and activities:

(1-To no degree at all, 10-To a very significant degree)

	Currently Collaborating			Previously Collaborated			Never Collaborated		
	N	Mean	SD	N	Mean	SD	N	Mean	SD
Are timely	71	6.07	2.31	43	6.49	2.60	65	5.40	3.10
Include appropriate level of stakeholder involvement during preparation	71	6.68	2.25	45	6.60	2.76	69	5.67	2.93
Lead to practical solutions	76	6.87	2.06	48	6.35	2.63	78	6.13	2.69
Are accessible (well written and easy to understand)*	73	7.36	1.90	45	7.18	2.61	76	6.20	3.01
Are source of relevant information on global good practices	73	7.62	2.15	42	7.50	2.50	77	7.34	2.47
Are adequately disseminated	73	6.53	2.54	48	6.33	2.40	75	5.59	2.84
Are translated enough into local language	69	5.97	2.69	45	6.09	2.67	79	6.29	3.04
Are adaptable to Sudan's specific development challenges and country circumstances	69	6.94	2.35	47	7.77	2.85	73	7.08	2.70

\*Significantly different between those who currently, previously, or never collaborated with the WBG

	Currently Collaborating			Previously Collaborated			Never Collaborated		
	N	Mean	SD	N	Mean	SD	N	Mean	SD
Overall, how significant a contribution do you believe the WBG's knowledge work and activities make to development results in your country?	80	8.01	1.87	54	7.74	2.28	93	8.25	2.47
Overall, how would you rate the technical quality of the World Bank Group's knowledge work and activities?	78	7.90	1.76	51	7.69	2.04	83	7.19	2.99

(1-Not significant at all, 10-Very significant; 1-Very low technical quality, 10-Very high technical quality)

### E. Working with the World Bank Group

To what extent do you agree/disagree with the following statements? (1-Strongly disagree, 10-Strongly agree)

	Currently Collaborating			Previously Collaborated			Never Collaborated		
	N	Mean	SD	N	Mean	SD	N	Mean	SD
The World Bank Group disburses funds promptly*	70	5.80	2.82	40	5.28	3.24	64	4.23	3.14
The World Bank Group effectively monitors and evaluates the projects and programs it supports	81	8.21	2.04	52	7.46	2.28	83	7.51	2.46
The World Bank Group's approvals and reviews are done in a timely fashion*	75	6.89	2.27	43	6.37	2.43	78	5.85	2.95
The World Bank Group's "Safeguard Policy" requirements are reasonable*	60	7.25	1.75	32	6.81	2.63	71	5.55	2.77
The World Bank Group takes decisions quickly in Sudan*	62	5.73	2.40	37	5.68	2.44	74	4.09	2.98
Working with the World Bank Group increases Sudan's institutional capacity	78	8.35	1.78	54	8.19	2.30	87	7.99	2.52
Where country systems are adequate, the World Bank Group makes appropriate use of them	64	7.58	2.42	35	7.29	2.48	76	7.80	2.70
The World Bank Group provides effective implementation support	74	7.91	1.85	49	7.18	2.51	81	7.25	2.63

\*Significantly different between those who currently, previously, or never collaborated with the WBG

	Currently Collaborating			Previously Collaborated			Never Collaborated		
	N	Mean	SD	N	Mean	SD	N	Mean	SD
To what extent do you believe that the World Bank Group's work helps to find solutions that promote private public partnerships in Sudan?	64	6.52	2.38	37	7.19	2.23	83	6.94	2.97

(1-To no degree at all, 10-To a very significant degree)

### E. Working with the World Bank Group (continued)

Which of the following best describes the way the World Bank Group operates in Sudan? (Select only ONE response)

Percentage of Respondents	Currently Collaborating	Previously Collaborated	Never Collaborated
The World Bank Group takes too much risk in Sudan	3.4%	1.7%	7.8%
The World Bank Group does not take enough risk in Sudan	9.2%	15.0%	21.7%
The World Bank Group's approach to risk is appropriate	50.6%	41.7%	19.1%
Don't know	36.8%	41.7%	51.3%

Which of the following best describes the World Bank Group's support in Sudan?\* (Select only ONE response)

Percentage of Respondents	Currently Collaborating	Previously Collaborated	Never Collaborated
The World Bank Group is sufficiently selective and focuses on the most important development challenges in Sudan	55.2%	39.0%	28.4%
The World Bank Group is not sufficiently selective in Sudan, and it is involved in too many areas of development	26.4%	16.9%	25.0%
Don't know	18.4%	44.1%	46.6%

\*Significantly different between those who currently, previously, or never collaborated with the WBG

	Currently Collaborating			Previously Collaborated			Never Collaborated		
	N	Mean	SD	N	Mean	SD	N	Mean	SD
To what extent do you believe the World Bank Group is adequately staffed in Sudan?	63	5.22	2.66	38	5.45	2.46	60	4.85	3.09

(1-To no degree at all, 10-To a very significant degree)

### F. The Multi Partner/Donor Trust Fund in Sudan as Managed by the World Bank

Which of the following best describe what you consider the greatest STRENGTHS of the Multi Donor Trust Fund in Sudan? (Choose no more than TWO)

Percentage of Respondents (Responses combined)	Currently Collaborating	Previously Collaborated	Never Collaborated
The donors worked collaboratively with the government	29.4%	20.0%	20.5%
The donors were well coordinated	20.0%	15.0%	15.4%
There was an adequate level of communication and sharing of results amongst all players*	38.8%	30.0%	21.4%
The Trust Fund's development priorities were aligned with country development priorities*	29.4%	16.7%	13.7%
The level of resources distributed was sufficient	3.5%	8.3%	6.8%
The Trust Fund was adequately staffed	1.2%	3.3%	7.7%
The Trust Fund adequately took into consideration voices from outside of government	5.9%	8.3%	9.4%
Don't know*	31.8%	43.3%	49.6%
Other	0.0%	3.3%	2.6%

\*Significantly different between those who currently, previously, or never collaborated with the WBG

### F. The Multi Partner/Donor Trust Fund in Sudan as Managed by the World Bank (continued)

Which of the following best describe what you consider the greatest WEAKNESSES of the Multi Donor Trust Fund in Sudan? (Choose no more than TWO)

Percentage of Respondents (Responses combined)	Currently Collaborating	Previously Collaborated	Never Collaborated
The Trust Fund was not adequately staffed	9.2%	3.3%	5.9%
The level of resources distributed was too low	32.2%	20.0%	23.7%
There was an inadequate level of communication and sharing of results amongst all players*	3.4%	8.3%	0.8%
The Trust Fund's development priorities were not aligned with country development priorities	6.9%	10.0%	11.0%
The donors were not well coordinated*	1.1%	8.3%	11.0%
The donors did not work collaboratively with the government	5.7%	8.3%	5.9%
The Trust Fund did not adequately take into consideration voices from outside of government	12.6%	11.7%	8.5%
Don't know	39.1%	45.0%	48.3%
Other	0.0%	5.0%	2.5%

\*Significantly different between those who currently, previously, or never collaborated with the WBG

### G. The Future Role of the World Bank Group in Sudan

Which of the following SHOULD the World Bank Group do to make itself of greater value in Sudan? (Choose no more than TWO)

Percentage of Respondents (Responses combined)	Currently Collaborating	Previously Collaborated	Never Collaborated
Provide more adequate data/knowledge/statistics/figures on Sudan's economy	24.4%	22.4%	34.7%
Ensure greater selectivity in its work*	2.3%	3.4%	11.0%
Offer more innovative financial (non-lending) products	9.3%	5.2%	11.9%
Improve the competitiveness of its financing compared to markets	5.8%	5.2%	7.6%
Reach out more to groups outside of Government	15.1%	24.1%	22.9%
Mobilize third party financial resources*	26.7%	25.9%	11.0%
Work faster	9.3%	10.3%	19.5%
Improve the quality of its experts as related to Sudan's specific challenges	4.7%	10.3%	11.0%
Offer more innovative knowledge services	11.6%	3.4%	5.9%
Collaborate more effectively with Government clients	14.0%	13.8%	13.6%
Increase the level of capacity development in the country*	53.5%	31.0%	16.9%
Reduce the complexity of obtaining World Bank Group financing*	12.8%	31.0%	26.3%
Increase availability of Fee-Based services	0.0%	5.2%	1.7%
Increase the level of World Bank Group staffing in Sudan's office	4.7%	0.0%	0.8%
Other	1.2%	3.4%	3.4%

\*Significantly different between those who currently, previously, or never collaborated with the WBG

When considering the combination of services that the World Bank Group offers in Sudan, and taking into account its limited level of resources, which ONE of the following do you believe the World Bank Group should offer more of in Sudan?\* (Select only ONE response)

Percentage of Respondents	Currently Collaborating	Previously Collaborated	Never Collaborated
Leveraging more resources from trust funds	70.7%	51.7%	61.9%
Knowledge products	11.0%	15.5%	15.9%
Convening services	3.7%	6.9%	3.5%
None of the above	1.2%	6.9%	3.5%
The combination is appropriate for Sudan	6.1%	1.7%	1.8%
Don't know	7.3%	17.2%	13.3%

## H. Communication and Information Sharing

How do you get most of your information about economic and social development issues in Sudan? (Choose no more than TWO)

Percentage of Respondents (Responses combined)	Currently Collaborating	Previously Collaborated	Never Collaborated
Periodicals	22.9%	29.3%	16.9%
International newspapers	7.2%	5.2%	5.1%
Local radio	10.8%	19.0%	16.1%
International radio	2.4%	6.9%	5.1%
Local television	16.9%	10.3%	13.6%
International television	14.5%	15.5%	11.9%
Local newspapers*	31.3%	12.1%	37.3%
Internet	63.9%	69.0%	61.0%
Social media (blogs, Facebook, Twitter, YouTube, Flickr)	14.5%	24.1%	19.5%
Other	6.0%	3.4%	3.4%

\*Significantly different between those who currently, previously, or never collaborated with the WBG

How would you prefer to receive information from the World Bank Group? (Choose no more than TWO)

Percentage of Respondents (Responses combined)	Currently Collaborating	Previously Collaborated	Never Collaborated
Direct contact with World Bank Group*	44.7%	33.9%	22.0%
e-Newsletters	29.4%	22.0%	33.1%
World Bank Group's seminars/workshops/ conferences	34.1%	28.8%	29.7%
World Bank Group's publications and other written materials	36.5%	35.6%	28.8%
World Bank Group's website	37.6%	45.8%	35.6%
Social media (blogs, Facebook, Twitter, YouTube, Flickr)*	4.7%	5.1%	16.9%
Mobile phones*	2.4%	3.4%	14.4%
The World Bank's Information Center for Development located at the University of Khartoum	5.9%	6.8%	6.8%
Other	0.0%	0.0%	0.8%

\*Significantly different between those who currently, previously, or never collaborated with the WBG

Are you aware of the World Bank Group's Access to Information Policy under which the Bank will now disclose any information in its possession that is not a list of exceptions?\*

Percentage of Respondents	Currently Collaborating	Previously Collaborated	Never Collaborated
Yes	27.7%	32.1%	10.0%
No	72.3%	67.9%	90.0%

\*Significantly different between those who currently, previously, or never collaborated with the WBG

Have you requested information from the World Bank Group on its activities in the past year?\*

Percentage of Respondents	Currently Collaborating	Previously Collaborated	Never Collaborated
Yes	17.6%	39.3%	7.4%
No	82.4%	60.7%	92.6%

\*Significantly different between those who currently, previously, or never collaborated with the WBG

Were you able to obtain this information?\*

Percentage of Respondents	Currently Collaborating	Previously Collaborated	Never Collaborated
Yes	73.3%	70.0%	10.0%
No	26.7%	30.0%	90.0%

\*Significantly different between those who currently, previously, or never collaborated with the WBG

## H. Communication and Information Sharing (continued)

### Do you have access to the Internet?

Percentage of Respondents	Currently Collaborating	Previously Collaborated	Never Collaborated
Yes	92.5%	86.2%	86.9%
No	7.5%	13.8%	13.1%

### Do you use/have used the World Bank Group website?\*

Percentage of Respondents	Currently Collaborating	Previously Collaborated	Never Collaborated
Yes	67.1%	64.4%	48.1%
No	32.9%	35.6%	51.9%

\*Significantly different between those who currently, previously, or never collaborated with the WBG

### Which Internet connection do you use primarily when visiting a World Bank Group website?

Percentage of Respondents	Currently Collaborating	Previously Collaborated	Never Collaborated
High speed/WiFi	56.3%	68.0%	50.0%
Dial-up	43.7%	32.0%	50.0%

### Please rate how much you agree with the following statements. (1-Strongly disagree, 10-Strongly agree)

	Currently Collaborating			Previously Collaborated			Never Collaborated		
	N	Mean	SD	N	Mean	SD	N	Mean	SD
I find the World Bank Group's websites easy to navigate.	59	7.80	2.19	44	7.45	2.41	63	7.19	2.78
I find the information on the World Bank Group's websites useful.	57	8.11	2.07	44	7.48	1.96	54	7.50	2.18
The World Bank Group's social media channels are valuable sources of information about the institution	42	6.95	2.33	34	6.44	2.44	63	7.44	2.44
When I need information from the World Bank Group I know how to find it	68	7.49	2.73	48	7.44	2.58	65	6.37	3.26
The World Bank Group is responsive to my information requests and inquiries*	55	7.69	2.37	44	6.89	2.62	48	6.23	2.38

\*Significantly different between those who currently, previously, or never collaborated with the WBG

## I. Background Information

### Which of the following describes most of your exposure to the World Bank Group in Sudan? (Choose no more than TWO)

Percentage of Respondents (Responses combined)	Currently Collaborating	Previously Collaborated	Never Collaborated
Observer*	8.2%	20.3%	37.7%
Use World Bank Group reports/data	22.4%	16.9%	17.9%
Engage in World Bank Group related/sponsored events/activities*	58.8%	49.2%	7.5%
Collaborate as part of my professional duties*	69.4%	64.4%	49.1%
Use World Bank Group website for information, data, research, etc.*	9.4%	20.3%	36.8%

\*Significantly different between those who currently, previously, or never collaborated with the WBG

### What's your gender?

Percentage of Respondents	Currently Collaborating	Previously Collaborated	Never Collaborated
Female	28.2%	32.2%	23.5%
Male	71.8%	67.8%	76.5%

## Appendix E: Responses to All Questions by Gender<sup>4</sup>

Females N=70 ● Males N=191

### A. General Issues facing Sudan

In general, would you say that Sudan is headed in...?

Percentage of Respondents	Females	Males
The right direction	31.9%	32.2%
The wrong direction	47.8%	40.6%
Not sure	20.3%	27.2%

Listed below are a number of development priorities in Sudan. Please identify which of the following you consider the most important development priorities in Sudan?

Percentage of Respondents (Responses combined)	Female	Male
Social protection	5.8%	7.4%
Food security	24.6%	24.3%
Security/stabilization/reconstruction	33.3%	41.3%
Public sector governance/reform*	5.8%	16.9%
Global/regional integration	1.4%	5.3%
Gender equity	0.0%	0.0%
Private sector development	5.8%	6.9%
Foreign direct investment	7.2%	9.0%
Water and sanitation	7.2%	5.8%
Energy	0.0%	3.2%
Regional conflict and tensions	5.8%	4.8%
Job creation/employment*	1.4%	10.1%
Rural development*	8.7%	19.0%
Financial markets	4.3%	1.1%
Urban development	1.4%	0.5%
Environmental sustainability	1.4%	3.7%
Equality of opportunity	4.3%	5.8%
Health*	18.8%	6.9%
Education	31.9%	25.9%
Poverty reduction*	33.3%	19.0%
Transport*	1.4%	9.5%
Social cohesion	1.4%	1.6%
Climate change	0.0%	1.6%
Agricultural development	15.9%	19.0%
Trade and exports	1.4%	2.1%
Crime and violence	0.0%	0.0%
Economic growth*	15.9%	3.7%
Law and justice	0.0%	2.6%
Regulatory framework	0.0%	0.5%
Communicable/non-communicable diseases	0.0%	0.0%
Local governance and institutions	4.3%	1.6%
Natural resource management	5.8%	4.8%
Anti-corruption	24.6%	16.4%
Disaster management	0.0%	2.1%
Information and communications technology	1.4%	1.1%
Debt relief and access to finance	21.7%	12.2%

\*Significantly different between genders

<sup>4</sup> Only 261 respondents provided their demographic information about gender. Thus only these respondents were included in the comparisons presented in this appendix.

**A. General Issues facing Sudan (continued)**

Poverty reduction is a broad term that encompasses work in many different areas. Which **THREE** areas of development listed below do you believe would contribute most to reducing poverty in Sudan? (Choose no more than **THREE**)

Percentage of Respondents (Responses combined)	Female	Male
Water and sanitation	7.1%	8.1%
Equality of opportunity	10.0%	11.8%
Economic growth	21.4%	31.7%
Climate change	2.9%	2.7%
Regional conflict and tensions	2.9%	4.3%
Global/regional integration	1.4%	3.8%
Gender equity	2.9%	1.1%
Rural development*	22.9%	36.6%
Urban development	4.3%	2.2%
Regulatory framework	0.0%	0.5%
Local governance and institutions	1.4%	2.2%
Social protection	1.4%	5.4%
Law and justice	0.0%	3.2%
Transport*	0.0%	7.5%
Crime and violence	0.0%	1.6%
Communicable/non-communicable diseases	0.0%	0.0%
Information and communications technology	0.0%	1.1%
Debt relief and access to finance	14.3%	14.5%
Security/stabilization/reconstruction	37.1%	31.2%
Anti-corruption	10.0%	10.8%
Private sector development	4.3%	7.0%
Foreign direct investment*	8.6%	2.7%
Energy	0.0%	0.5%
Public sector governance/reform	10.0%	11.3%
Social cohesion	0.0%	0.5%
Education	30.0%	21.0%
Natural resource management	10.0%	4.8%
Environmental sustainability	0.0%	2.2%
Health	15.7%	9.1%
Agricultural development	22.9%	25.3%
Disaster management	0.0%	0.0%
Job creation/employment	22.9%	17.2%
Financial markets	2.9%	1.1%
Trade and exports*	11.4%	3.8%
Food security	20.0%	10.8%

\*Significantly different between genders



### A. General Issues facing Sudan (continued)

When thinking about the idea of “shared prosperity” in your country, which of the following TWO best illustrate how this would be achieved in Sudan? (Choose no more than TWO)

Percentage of Respondents (Responses combined)	Female	Male
Better employment opportunities for young people	23.9%	20.9%
Better employment opportunities for women	1.5%	0.0%
Greater access to micro-finance for the poor	29.9%	29.9%
Debt relief and access to finance	13.4%	13.9%
Greater voice and participation for citizens to help ensure greater accountability	4.5%	2.7%
Greater access to health and nutrition for citizens	3.0%	6.4%
Better entrepreneurial opportunities	7.5%	16.6%
Better natural resource management	14.9%	20.3%
A growing middle class	7.5%	5.9%
Better opportunity for the poor who live in rural areas	14.9%	7.0%
Better opportunity for the poor who live in urban areas	1.5%	1.1%
Better security and peace building	20.9%	21.4%
Consistent economic growth	20.9%	17.6%
More reliable social safety net	0.0%	3.2%
Greater equity of fiscal policy	6.0%	5.9%
Education and training that better ensure job opportunity	23.9%	19.8%
Better quality public services	0.0%	1.6%
Other	3.0%	3.2%

### B. Overall Attitudes toward the World Bank Group

	Females			Males		
	N	Mean	SD	N	Mean	SD
How familiar are you with the work of the World Bank Group in Sudan?	67	6.40	2.81	189	5.77	2.96

(1-Not familiar at all, 10-Extremely familiar)

	Females			Males		
	N	Mean	SD	N	Mean	SD
Overall, please rate your impression of the World Bank Group's effectiveness in Sudan.*	51	7.45	2.77	160	5.68	2.81

(1-Not effective at all, 10-Very effective) \*Significantly different between genders

	Females			Males		
	N	Mean	SD	N	Mean	SD
To what extent do you believe the WBG's staff is well prepared to help Sudan solve its most complicated development challenges?	49	7.49	2.82	161	7.05	2.83

(1-To no degree at all, 10-To a very significant degree)

### B. Overall Attitudes toward the World Bank Group (continued)

When thinking about how the World Bank Group can have the most impact on development results in Sudan, in which sectoral areas do you believe the World Bank Group should focus most of its resources in Sudan? (Choose no more than THREE)

Percentage of Respondents (Responses combined)	Female	Male
Social protection	5.7%	4.7%
Security/stabilization/reconstruction	35.7%	35.1%
Crime and violence	2.9%	2.1%
Transport*	0.0%	13.6%
Agricultural development	32.9%	35.6%
Global/regional integration	2.9%	3.7%
Gender equity	0.0%	0.0%
Public sector governance/reform	8.6%	14.7%
Health	14.3%	17.3%
Rural development	22.9%	19.9%
Foreign direct investment	5.7%	11.0%
Education	28.6%	19.4%
Energy	1.4%	1.6%
Social cohesion	0.0%	0.0%
Job creation/employment	4.3%	12.0%
Financial markets	2.9%	1.6%
Urban development	1.4%	1.0%
Environmental sustainability	5.7%	4.2%
Equality of opportunity*	7.1%	1.0%
Regional conflict and tensions	4.3%	1.6%
Private sector development	4.3%	8.4%
Water and sanitation	5.7%	5.2%
Food security	12.9%	9.9%
Climate change	2.9%	2.6%
Poverty reduction	21.4%	17.8%
Trade and exports	0.0%	2.1%
Economic growth	15.7%	12.6%
Law and justice	0.0%	2.1%
Local governance and institutions	2.9%	0.5%
Regulatory framework	0.0%	0.5%
Communicable/non-communicable diseases	0.0%	0.0%
Natural resource management	11.4%	6.3%
Information and communications technology*	4.3%	0.5%
Anti-corruption	7.1%	5.8%
Disaster management	0.0%	0.5%
Debt relief and access to finance	20.0%	20.9%

\*Significantly different between genders

### B. Overall Attitudes toward the World Bank Group (continued)

When thinking about the World Bank Group's role, which activity do you believe is of greatest VALUE and which activity is of second greatest value in Sudan?

Greatest Value		
Percentage of Respondents	Female	Male
Convening/facilitating	3.0%	4.5%
Data and statistics	3.0%	6.2%
Policy advice, studies, analyses	19.7%	15.2%
Financial resources	15.2%	24.2%
Capacity development*	34.8%	21.9%
Technical assistance	0.0%	5.1%
Mobilizing third party financial resources	1.5%	2.8%
Donor coordination and policy dialogue	9.1%	11.2%
Linkage to non-Bank expertise	0.0%	0.6%
Strategy formulation	13.6%	8.4%
Other	0.0%	0.0%

\*Significantly different between genders

2 <sup>nd</sup> Greatest Value		
Percentage of Respondents	Female	Male
Convening/facilitating	3.2%	6.7%
Data and statistics	6.3%	5.1%
Policy advice, studies, analyses	6.3%	7.3%
Financial resources	12.7%	9.6%
Capacity development	20.6%	29.2%
Technical assistance	11.1%	5.1%
Mobilizing third party financial resources	1.6%	7.9%
Donor coordination and policy dialogue	22.2%	12.9%
Linkage to non-Bank expertise	3.2%	1.7%
Strategy formulation	12.7%	14.6%
Other	0.0%	0.0%

How EFFECTIVE do you believe the World Bank Group is in terms of the capacity building work it does in each of the following areas in Sudan? (1-Not effective at all, 10-Very effective)

	Females			Males		
	N	Mean	SD	N	Mean	SD
Project implementation (or other organizational strengthening)*	40	8.48	1.38	133	7.02	2.83
Citizen engagement (incorporating citizens' voices into development)*	35	6.91	2.64	112	5.83	2.83
Policy design (for clarity and better incentives to achieve development goals)*	38	8.50	1.66	117	6.38	2.58

\*Significantly different between genders

When thinking about how to improve capacity building in Sudan to help ensure better development results, looking forward, how IMPORTANT is it for the World Bank Group to be involved in the following aspects of capacity building? (1-Not important at all, 10-Very important)

	Females			Males		
	N	Mean	SD	N	Mean	SD
Project implementation (or other organizational strengthening)*	41	9.20	1.57	144	8.50	2.05
Citizen engagement (incorporating citizens' voices into development)	43	8.65	2.05	122	8.10	2.43
Policy design (for clarity and better incentives to achieve development goals)	45	9.16	1.57	129	8.64	1.98

\*Significantly different between genders

**B. Overall Attitudes toward the World Bank Group (continued)**

Which of the following do you identify as the World Bank Group's greatest WEAKNESSES in its work in Sudan?  
(Choose no more than TWO)

Percentage of Respondents (Responses combined)	Female	Male
Staff too inaccessible	12.0%	11.0%
Not exploring alternative policy options	3.0%	5.0%
Not collaborating enough with stakeholders outside the Government	9.0%	13.0%
Its advice and strategies do not lend themselves to practical problem solving*	4.0%	14.0%
Not enough public disclosure of its work	20.0%	14.0%
Arrogant in its approach	1.0%	2.0%
Not client focused	6.0%	4.0%
The credibility of its knowledge/data	3.0%	2.0%
World Bank Group's processes too complex	7.0%	15.0%
Not willing to honestly criticize policies and reform efforts in the country	3.0%	6.0%
Too influenced by developed countries	12.0%	14.0%
Imposing technocratic solutions without regard to political realities	16.0%	8.0%
World Bank Group's processes too slow	14.0%	13.0%
Not aligned with other donors' work	4.0%	3.0%
Not aligned with country priorities	3.0%	5.0%
Not adequately sensitive to political/social realities in Sudan	12.0%	16.0%
Not focused enough on issues that are unique to post-conflict countries	6.0%	9.0%
Inadequate number of World Bank Group staff members located in the country*	1.0%	12.0%
Other	4.0%	5.0%
Don't know*	28.0%	12.0%

\*Significantly different between genders

Which World Bank Group's instruments do you believe are the MOST effective in reducing poverty in Sudan?  
(Choose no more than TWO)

Percentage of Respondents (Responses combined)	Female	Male
Knowledge products/services	20.0%	20.5%
Technical assistance*	17.1%	29.5%
Capacity development	51.4%	59.5%
Trust Fund management	18.6%	11.1%
Multi-sectoral approaches	4.3%	8.4%
Co-financing arrangements	35.7%	35.3%
Sector-wide approaches*	1.4%	8.4%
Emergency Recovery lending	14.3%	11.1%
Other	1.4%	3.2%
Don't know*	12.9%	5.3%

\*Significantly different between genders

To what extent do you believe that the World Bank Group's work and support help the poorest in Sudan?  
(Select only ONE response)

Percentage of Respondents	Female	Male
To a fully sufficient degree	2.9%	4.0%
To a somewhat sufficient degree	38.2%	23.2%
To a somewhat insufficient degree	16.2%	36.7%
To a very insufficient degree	22.1%	22.6%
Don't know	20.6%	13.6%

### B. Overall Attitudes toward the World Bank Group (continued)

In addition to the regular relations with the national government, which TWO of the following groups should the World Bank Group collaborate with more in your country? (Choose no more than TWO)

Percentage of Respondents (Responses combined)	Female	Male
Academia/think tanks/research institutes	27.5%	30.0%
Donor community	15.9%	14.2%
Media	15.9%	12.6%
Local government	15.9%	16.8%
Private sector	17.4%	21.1%
Parliament	0.0%	2.1%
NGOs/CBOs	37.7%	33.7%
Youth/university groups	11.6%	9.5%
Beneficiaries	20.3%	31.1%
Foundations	7.2%	7.9%
UN and regional peace keeping forces	0.0%	2.6%
Emerging donors	2.9%	2.1%
UN agencies	4.3%	9.5%
Regional organizations	4.3%	1.6%
Other	0.0%	0.5%
Don't know*	8.7%	1.6%

\*Significantly different between genders

To what extent do you agree with the following statements about the World Bank Group's work in Sudan?

(1-Strongly disagree, 10-Strongly agree)

	Females			Males		
	N	Mean	SD	N	Mean	SD
Overall the World Bank Group currently plays a relevant role in development in Sudan*	50	7.68	2.07	161	5.35	3.01
The World Bank Group's work is aligned with what I consider the development priorities for Sudan*	54	7.50	2.22	152	5.76	3.07
The World Bank Group supports programs and strategies that are realistic for Sudan*	49	7.65	1.84	152	5.73	2.90
The World Bank Group treats clients and stakeholders in Sudan with respect*	54	9.22	1.09	143	7.50	2.82

\*Significantly different between genders

### B. Overall Attitudes toward the World Bank Group (continued)

To what extent is the World Bank Group an effective development partner in Sudan in terms of each of the following?

	Females			Males		
	N	Mean	SD	N	Mean	SD
Responsiveness to needs*	47	6.91	2.47	153	5.41	2.80
Flexibility (in terms of the institution's products and services)*	46	6.96	2.29	142	5.46	2.59
Flexibility (in terms of changing country circumstances)*	40	6.68	2.65	142	5.44	2.84
Being inclusive	46	6.00	2.59	131	5.85	2.57
Openness (sharing data and other information)*	45	6.98	2.82	138	6.06	2.57
Staff accessibility*	45	7.47	2.87	149	5.98	2.83
Straightforwardness and honesty*	38	8.79	1.82	137	7.69	2.43
Ease of access to the people at the World Bank Group who are making decisions important to my work*	43	7.30	2.76	150	5.34	2.99
Collaboration with civil society*	44	7.25	2.68	154	5.97	2.84
Collaboration with the UN	33	8.24	2.37	127	7.68	2.42
Collaboration with the Government*	50	7.96	2.02	152	7.07	2.57
Collaboration with other donors and development partners	35	7.34	1.92	133	7.17	2.35
Collaboration with the private sector*	36	6.69	2.88	126	4.95	2.59
The speed in which it gets things accomplished on the ground*	45	7.13	2.66	150	5.89	2.71
Being a long-term partner*	44	8.16	2.24	141	6.91	3.08

(1-To no degree at all, 10-To a very significant degree) \*Significantly different between genders

To be more effective development partner in Sudan, do you believe that the World Bank Group should have...?

(Select only ONE response)

Percentage of Respondents	Female	Male
More local presence	87.1%	89.5%
The current level of local presence is adequate	8.6%	5.8%
Less local presence	1.4%	1.6%
Don't know	2.9%	3.2%

In the past year, have you seen more, less, or just about the same level of effective collaboration between the UN and the World Bank Group in your country? (Select only ONE response)

Percentage of Respondents	Female	Male
More effective collaboration	17.4%	14.3%
The same level of effective collaboration	17.4%	21.2%
Less effective collaboration	5.8%	23.8%
Don't know	59.4%	40.7%

**B. Overall Attitudes toward the World Bank Group (continued)**

When World Bank Group assisted reform efforts fail or are slow to take place, which THREE of the following would you attribute this to? (Choose no more than THREE)

Percentage of Respondents (Responses combined)	Female	Male
The World Bank Group does not do adequate follow through/follow-up	13.2%	19.6%
There is not an adequate level of citizen/civil society participation	47.1%	50.3%
The World Bank Group is not sensitive enough to political/social realities on the ground	17.6%	21.2%
Lack of/inadequate levels of capacity in Government	26.5%	27.0%
Poor donor coordination	13.2%	19.0%
The World Bank Group works too slowly*	2.9%	12.2%
The Government works inefficiently	26.5%	20.6%
Political pressures and obstacles	35.3%	31.7%
Reforms are not well thought out in light of country challenges	19.1%	18.0%
Ongoing conflict and instability	39.7%	35.4%
Inadequate funding	32.4%	27.0%
Other	1.5%	2.6%

\*Significantly different between genders

### C. World Bank Group's Effectiveness and Results

In your opinion, how IMPORTANT is it for the World Bank Group to be involved in the following areas of development in Sudan? (1-Not important at all, 10-Very important)

	Females			Males		
	N	Mean	SD	N	Mean	SD
Crime and violence*	46	7.11	3.01	127	5.50	3.45
Financial markets*	46	8.48	2.37	148	7.12	2.86
Transport	52	7.73	2.49	156	7.90	2.78
Anti-corruption	52	8.27	2.61	146	7.88	2.80
Regional conflict and tensions	49	7.67	2.72	147	7.26	2.98
Law and justice	49	6.27	3.19	136	5.83	3.25
Urban development	53	8.04	2.20	158	7.61	2.64
Environmental sustainability	57	8.19	2.52	151	8.11	2.38
Regulatory framework	52	7.33	2.81	148	7.03	2.55
Information and communications technology	59	7.68	2.58	150	7.50	2.78
Poverty reduction	60	9.23	1.47	166	8.80	2.13
Gender equity*	51	7.96	2.62	150	6.34	3.09
Private sector development	53	7.79	2.87	155	7.39	2.88
Foreign direct investment	53	8.26	2.59	149	7.64	2.85
Local governance and institutions	50	6.58	2.76	149	6.76	2.81
Water and sanitation	61	7.98	2.45	159	8.09	2.35
Trade and exports	46	7.67	2.79	142	7.45	2.85
Economic growth	59	8.69	1.74	150	8.49	2.28
Energy	53	7.91	2.59	150	7.74	2.72
Disaster management	59	7.90	2.39	151	7.82	2.62
Public sector governance/reform	55	7.33	2.66	155	7.81	2.89
Job creation/employment	55	7.91	2.32	157	7.76	2.86
Social cohesion	54	6.70	3.01	150	6.05	3.46
Communicable/non-communicable diseases	56	7.54	2.83	147	7.02	2.94
Equality of opportunity	51	7.94	2.62	150	7.37	2.78
Health	64	8.03	2.53	165	8.25	2.30
Rural development	56	8.63	2.29	164	8.66	2.08
Global/regional integration	54	7.94	2.45	145	7.87	2.32
Food security	56	8.79	2.04	156	8.46	2.21
Natural resource management	50	7.74	2.89	147	7.42	3.00
Security/stabilization/reconstruction	60	8.52	1.89	161	8.01	2.78
Social protection	54	6.76	2.90	149	6.68	2.89
Climate change	54	7.13	3.23	149	7.44	2.82
Agricultural development	59	8.75	1.90	160	8.61	2.23
Education	63	8.30	2.67	162	8.49	2.28
Debt relief and access to finance	57	8.65	2.45	159	8.66	2.51

\*Significantly different between genders



### C. World Bank Group's Effectiveness and Results (continued)

**How EFFECTIVE do you believe the World Bank Group is in terms of the work it does in the following areas of development in Sudan?** (1-Not effective at all, 10-Very effective)

	Females			Males		
	N	Mean	SD	N	Mean	SD
Anti-corruption*	25	5.80	3.11	86	4.26	2.90
Information and communications technology*	30	7.23	2.81	98	4.76	2.95
Transport*	25	6.80	3.00	102	4.33	2.71
Crime and violence*	20	6.05	2.42	89	3.56	2.64
Regional conflict and tensions*	24	6.79	2.90	101	4.71	3.14
Law and justice*	21	5.10	3.05	89	3.70	2.57
Urban development*	33	6.76	2.87	107	5.27	3.06
Environmental sustainability*	37	7.27	2.76	115	5.63	2.87
Regulatory framework*	28	6.79	2.83	96	5.30	2.96
Communicable/non-communicable diseases*	29	6.41	3.02	103	5.06	2.76
Poverty reduction*	43	7.93	2.09	132	6.13	2.89
Gender equity	30	6.80	2.20	109	5.90	2.89
Private sector development*	31	7.10	2.75	101	4.84	2.76
Foreign direct investment	31	5.84	3.35	100	4.95	3.19
Local governance and institutions*	29	6.03	2.61	93	4.51	2.56
Water and sanitation*	42	7.10	2.36	122	5.80	2.72
Trade and exports*	30	6.03	2.61	99	4.73	2.90
Economic growth*	38	6.97	2.42	117	5.63	2.69
Energy*	24	6.50	2.87	95	4.43	2.59
Disaster management	28	5.93	2.94	102	5.57	2.94
Public sector governance/reform	32	6.25	2.45	96	5.40	2.97
Job creation/employment*	33	5.70	2.59	119	4.31	2.99
Social cohesion*	32	5.41	2.72	104	3.77	2.72
Financial markets*	21	6.29	2.80	92	4.48	2.80
Equality of opportunity	32	5.84	2.84	111	5.22	3.22
Health	40	6.58	2.59	125	5.81	2.84
Rural development*	43	7.42	2.45	133	6.17	2.90
Global/regional integration*	30	6.83	2.56	102	4.80	2.84
Food security*	37	6.95	2.68	117	5.44	2.85
Education	42	6.62	2.72	127	5.70	2.84
Security/stabilization/reconstruction	40	6.20	2.81	118	5.40	3.04
Social protection*	26	6.15	3.07	91	3.76	2.40
Climate change	29	6.28	2.69	110	5.20	2.92
Agricultural development*	32	7.47	2.53	123	5.24	2.85
Natural resource management*	25	6.84	3.30	101	4.21	2.74
Debt relief and access to finance*	36	6.06	3.51	110	4.73	3.15

\*Significantly different between genders

### C. World Bank Group's Effectiveness and Results (continued)

Where are the World Bank Group's decisions made primarily that support the program in Sudan?\*

(Select only ONE response)

Percentage of Respondents	Female	Male
At the Headquarters (in Washington D.C.)	30.0%	49.7%
In the country	21.4%	10.6%
Don't know	48.6%	39.7%

\*Significantly different between genders

	Females			Males		
	N	Mean	SD	N	Mean	SD
To what extent does the World Bank Group's work help to achieve development results in Sudan?	55	7.07	2.36	163	6.36	2.99

(1-To no degree at all, 10-To a very significant degree)

	Females			Males		
	N	Mean	SD	N	Mean	SD
To what extent does the World Bank Group help to build/strengthen existing country systems in Sudan?	41	7.29	2.57	143	6.62	3.04

(1-To no degree at all, 10-To a very significant degree)

To what extent do you agree with the following statements about the World Bank Group in Sudan?

(1-Strongly disagree, 10-Strongly agree)

	Females			Males		
	N	Mean	SD	N	Mean	SD
The World Bank Group's program of managing trust funds and partnerships meets the needs of Sudan	44	5.45	3.05	139	4.56	2.94
The World Bank Group meets Sudan's needs for knowledge services	47	6.04	2.98	130	5.34	3.04

	Females			Males		
	N	Mean	SD	N	Mean	SD
To what extent do you believe the World Bank Group measures and corrects its work in real time in Sudan?*	34	8.09	1.80	131	5.63	2.79

(1-To no degree at all, 10-To a very significant degree) \*Significantly different between genders

### D. The World Bank Group's Knowledge Work and Activities

How frequently do you consult World Bank Group's knowledge work and activities in the work you do?

(Select only ONE response)

Percentage of Respondents	Female	Male
Weekly	4.4%	5.9%
Monthly	14.7%	11.2%
A few times a year	33.8%	26.1%
Rarely	23.5%	24.5%
Never	23.5%	32.4%

### D. The World Bank Group's Knowledge Work and Activities (continued)

In Sudan, to what extent do you believe that the World Bank Group's knowledge work and activities:

	Females			Males		
	N	Mean	SD	N	Mean	SD
Are timely*	45	7.07	2.39	132	5.58	2.74
Include appropriate level of stakeholder involvement during preparation*	44	7.23	2.48	139	6.02	2.70
Lead to practical solutions*	50	7.54	1.98	150	6.14	2.51
Are accessible (well written and easy to understand)*	51	7.73	2.33	143	6.59	2.64
Are source of relevant information on global good practices*	48	8.19	2.08	143	7.27	2.41
Are adequately disseminated*	52	6.85	2.55	143	5.93	2.67
Are translated enough into local language*	48	7.29	2.63	144	5.81	2.80
Are adaptable to Sudan's specific development challenges and country circumstances*	48	8.31	2.03	140	6.92	2.69

(1-To no degree at all, 10-To a very significant degree) \*Significantly different between genders

	Females			Males		
	N	Mean	SD	N	Mean	SD
Overall, how significant a contribution do you believe the WBG's knowledge work and activities make to development results in your country?	60	8.17	2.15	165	8.07	2.24
Overall, how would you rate the technical quality of the World Bank Group's knowledge work and activities?	55	8.02	2.19	154	7.43	2.44

(1-Not significant at all, 10-Very significant; 1-Very low technical quality, 10-Very high technical quality)

### E. Working with the World Bank Group

To what extent do you agree/disagree with the following statements? (1-Strongly disagree, 10-Strongly agree)

	Females			Males		
	N	Mean	SD	N	Mean	SD
The World Bank Group disburses funds promptly*	35	6.71	2.88	138	4.67	3.03
The World Bank Group effectively monitors and evaluates the projects and programs it supports*	54	8.50	1.61	161	7.50	2.42
The World Bank Group's approvals and reviews are done in a timely fashion*	50	7.28	2.41	145	6.02	2.62
The World Bank Group's "Safeguard Policy" requirements are reasonable	34	6.53	2.73	129	6.44	2.51
The World Bank Group takes decisions quickly in Sudan*	40	6.00	2.86	133	4.70	2.66
Working with the World Bank Group increases Sudan's institutional capacity*	58	8.76	1.74	160	7.96	2.35
Where country systems are adequate, the World Bank Group makes appropriate use of them	46	8.26	2.44	128	7.45	2.56
The World Bank Group provides effective implementation support*	53	8.25	1.85	150	7.21	2.47

\*Significantly different between genders

	Females			Males		
	N	Mean	SD	N	Mean	SD
To what extent do you believe that the World Bank Group's work helps to find solutions that promote private public partnerships in Sudan?	50	7.44	2.56	131	6.63	2.64

(1-To no degree at all, 10-To a very significant degree)

**E. Working with the World Bank Group (continued)**

Which of the following best describes the way the World Bank Group operates in Sudan? (Select only ONE response)

Percentage of Respondents	Female	Male
The World Bank Group takes too much risk in Sudan	1.4%	4.8%
The World Bank Group does not take enough risk in Sudan	17.1%	16.0%
The World Bank Group's approach to risk is appropriate	32.9%	37.2%
Don't know	48.6%	42.0%

Which of the following best describes the World Bank Group's support in Sudan? (Select only ONE response)

Percentage of Respondents	Female	Male
The World Bank Group is sufficiently selective and focuses on the most important development challenges in Sudan	46.4%	38.1%
The World Bank Group is not sufficiently selective in Sudan, and it is involved in too many areas of development	18.8%	25.9%
Don't know	34.8%	36.0%

	Females			Males		
	N	Mean	SD	N	Mean	SD
To what extent do you believe the World Bank Group is adequately staffed in Sudan?*	36	6.53	2.56	123	4.66	2.66

(1-To no degree at all, 10-To a very significant degree) \*Significantly different between genders

**F. The Multi Partner/Donor Trust Fund in Sudan as Managed by the World Bank**

Which of the following best describe what you consider the greatest STRENGTHS of the Multi Donor Trust Fund in Sudan?

(Choose no more than TWO)

Percentage of Respondents (Responses combined)	Female	Male
The donors worked collaboratively with the government	20.0%	24.5%
The donors were well coordinated	17.1%	15.4%
There was an adequate level of communication and sharing of results amongst all players	25.7%	30.3%
The Trust Fund's development priorities were aligned with country development priorities	14.3%	21.3%
The level of resources distributed was sufficient	8.6%	5.3%
The Trust Fund was adequately staffed	4.3%	4.8%
The Trust Fund adequately took into consideration voices from outside of government*	2.9%	11.2%
Don't know	50.0%	39.4%
Other	0.0%	2.7%

\*Significantly different between genders

Which of the following best describe what you consider the greatest WEAKNESSES of the Multi Donor Trust Fund in Sudan?

(Choose no more than TWO) \*Significantly different between genders

Percentage of Respondents (Responses combined)	Female	Male
The Trust Fund was not adequately staffed	2.9%	7.9%
The level of resources distributed was too low	24.3%	26.7%
There was an inadequate level of communication and sharing of results amongst all players	4.3%	3.1%
The Trust Fund's development priorities were not aligned with country development priorities	10.0%	7.9%
The donors were not well coordinated	8.6%	6.8%
The donors did not work collaboratively with the government	10.0%	4.7%
The Trust Fund did not adequately take into consideration voices from outside of government*	2.9%	12.6%
Don't know	54.3%	41.9%
Other	0.0%	3.1%

### G. The Future Role of the World Bank Group in Sudan

Which of the following SHOULD the World Bank Group do to make itself of greater value in Sudan?

(Choose no more than TWO)

Percentage of Respondents (Responses combined)	Female	Male
Provide more adequate data/knowledge/statistics/figures on Sudan's economy	22.9%	29.8%
Ensure greater selectivity in its work	2.9%	8.0%
Offer more innovative financial (non-lending) products	14.3%	7.4%
Improve the competitiveness of its financing compared to markets	2.9%	8.5%
Reach out more to groups outside of Government	24.3%	18.1%
Mobilize third party financial resources	24.3%	17.0%
Work faster	17.1%	13.3%
Improve the quality of its experts as related to Sudan's specific challenges	7.1%	9.0%
Offer more innovative knowledge services	5.7%	8.0%
Collaborate more effectively with Government clients	17.1%	12.2%
Increase the level of capacity development in the country	35.7%	31.4%
Reduce the complexity of obtaining World Bank Group financing*	14.3%	27.7%
Increase availability of Fee-Based services	2.9%	1.6%
Increase the level of World Bank Group staffing in Sudan's office	0.0%	2.7%
Other	2.9%	2.7%

\*Significantly different between genders

When considering the combination of services that the World Bank Group offers in Sudan, and taking into account its limited level of resources, which ONE of the following do you believe the World Bank Group should offer more of in Sudan?

(Select only ONE response)

Percentage of Respondents (Responses combined)	Female	Male
Leveraging more resources from trust funds	59.7%	64.4%
Knowledge products	11.9%	13.9%
Convening services	4.5%	4.4%
None of the above	4.5%	3.3%
The combination is appropriate for Sudan	4.5%	2.8%
Don't know	14.9%	11.1%

### H. Communication and Information Sharing

How do you get most of your information about economic and social development issues in Sudan?

(Choose no more than TWO)

Percentage of Respondents (Responses combined)	Female	Male
Periodicals	15.2%	24.7%
International newspapers*	0.0%	7.9%
Local radio*	6.1%	17.9%
International radio	3.0%	5.3%
Local television	10.6%	14.7%
International television	10.6%	14.7%
Local newspapers	37.9%	25.8%
Internet	69.7%	61.1%
Social media (blogs, Facebook, Twitter, YouTube, Flickr)*	27.3%	15.8%
Other*	9.1%	2.6%

\*Significantly different between genders

## H. Communication and Information Sharing (continued)

How would you prefer to receive information from the World Bank Group? (Choose no more than TWO)

Percentage of Respondents (Responses combined)	Female	Male
Direct contact with World Bank Group	39.1%	29.6%
e-Newsletters	29.0%	30.2%
World Bank Group's seminars/workshops/ conferences	29.0%	31.7%
World Bank Group's publications and other written materials	27.5%	34.9%
World Bank Group's website	37.7%	38.6%
Social media (blogs, Facebook, Twitter, YouTube, Flickr)	10.1%	10.6%
Mobile phones	11.6%	6.9%
The World Bank's Information Center for Development located at the University of Khartoum	4.3%	5.8%
Other	0.0%	0.5%

Are you aware of the World Bank Group's Access to Information Policy under which the Bank will now disclose any information in its possession that is not a list of exceptions?

Percentage of Respondents	Female	Male
Yes	21.9%	20.9%
No	78.1%	79.1%

Have you requested information from the World Bank Group on its activities in the past year?

Percentage of Respondents	Female	Male
Yes	25.0%	15.2%
No	75.0%	84.8%

Were you able to obtain this information?

Percentage of Respondents	Female	Male
Yes	60.0%	56.7%
No	40.0%	43.3%

Do you have access to the Internet?

Percentage of Respondents	Female	Male
Yes	88.9%	88.2%
No	11.1%	11.8%

Do you use/have used the World Bank Group website?\*

Percentage of Respondents	Female	Male
Yes	47.0%	63.1%
No	53.0%	36.9%

\*Significantly different between genders

Which Internet connection do you use primarily when visiting a World Bank Group website?

Percentage of Respondents	Female	Male
High speed/WiFi	61.0%	56.3%
Dial-up	39.0%	43.7%

## H. Communication and Information Sharing (continued)

Please rate how much you agree with the following statements. (1-Strongly disagree, 10-Strongly agree)

	Females			Males		
	N	Mean	SD	N	Mean	SD
I find the World Bank Group's websites easy to navigate.	40	7.48	2.62	123	7.44	2.46
I find the information on the World Bank Group's websites useful.	37	7.84	2.44	115	7.64	1.98
The World Bank Group's social media channels are valuable sources of information about the institution*	31	7.97	2.21	105	6.77	2.44
When I need information from the World Bank Group I know how to find it*	46	7.89	2.74	133	6.77	2.93
The World Bank Group is responsive to my information requests and inquiries*	38	7.89	2.36	105	6.58	2.49

\*Significantly different between genders

## I. Background Information

Which one of the following best describes your level of interaction with the World Bank Group in your country? (Select only ONE response)

Percentage of Respondents	Female	Male
I currently collaborate with the World Bank Group	11.4%	16.4%
I have previously collaborated with the World Bank Group	27.1%	21.2%
Both of the above (I currently collaborate and previously have collaborated with the World Bank Group)	22.9%	15.9%
I have never collaborated with the World Bank Group	38.6%	46.6%

Which of the following describes most of your exposure to the World Bank Group in Sudan? (Choose no more than TWO)

Percentage of Respondents (Responses combined)	Female	Male
Observer	22.1%	24.0%
Use World Bank Group reports/data*	29.4%	15.3%
Engage in World Bank Group related/sponsored events/activities	39.7%	32.8%
Collaborate as part of my professional duties	58.8%	60.1%
Use World Bank Group website for information, data, research, etc.*	14.7%	26.8%

\*Significantly different between genders

## Appendix F: Responses to Questions across Country Surveys

**Comparing responses across country surveys reflect changes in attitudes over time, but also changes in respondent samples and changes to the survey instrument itself. To reduce the influence of the latter factor, only those questions with similar response scales/options were analyzed. Although the FY12 and FY14 samples were fairly similar, the unique samples from both years made it impractical to weight the samples to have equivalent stakeholder groups.**

**FY12 N=152 ● FY15 N=273**

### Overall Attitudes toward the World Bank Group

	FY12			FY15		
	N	Mean	SD	N	Mean	SD
How familiar are you with the work of the World Bank Group in Sudan?*	149	6.67	2.38	268	5.99	2.95

(1-Not familiar at all, 10-Extremely familiar) \*Significantly different between country surveys

	FY12			FY15		
	N	Mean	SD	N	Mean	SD
Overall, please rate your impression of the World Bank Group's effectiveness in Sudan.	127	6.13	2.21	221	6.03	2.92

(1-Not effective at all, 10-Very effective)

	FY12			FY15		
	N	Mean	SD	N	Mean	SD
To what extent do you believe the World Bank Group's staff is well prepared to help Sudan solve its most complicated development challenges?	122	7.49	1.96	219	7.12	2.86

(1-To no degree at all, 10-To a very significant degree)

### To what extent do you agree with the following statements about the World Bank Group's work in Sudan?

	FY12			FY15		
	N	Mean	SD	N	Mean	SD
Overall the World Bank Group currently plays a relevant role in development in Sudan	131	5.93	2.69	221	5.80	2.97
The World Bank Group's work is aligned with what I consider the development priorities for Sudan*	127	5.51	2.58	215	6.14	2.96
The World Bank Group supports programs and strategies that are realistic for Sudan*	125	5.27	2.67	211	6.18	2.80
The World Bank Group treats clients and stakeholders in Sudan with respect	112	7.72	2.36	205	7.94	2.64

(1-Strongly disagree, 10-Strongly agree) \*Significantly different between country surveys



**Overall Attitudes toward the World Bank Group (continued)****To what extent is the World Bank Group an effective development partner in Sudan, in terms of each of the following?**

	FY12			FY15		
	N	Mean	SD	N	Mean	SD
Responsiveness to needs	122	5.20	2.46	210	5.70	2.80
Flexibility (in terms of the institution's products and services)*	114	5.04	2.35	195	5.79	2.63
Flexibility (in terms of changing country circumstances)*	119	4.97	2.41	191	5.68	2.85
Being inclusive*	120	4.74	2.69	186	5.78	2.59
Openness (sharing data and other information)	122	6.48	2.87	192	6.22	2.70
Staff accessibility	119	6.05	2.72	202	6.26	2.93
Straightforwardness and honesty*	106	7.19	2.58	184	7.84	2.47
Collaboration with civil society	109	5.85	2.78	205	6.23	2.87
Collaboration with the Government*	120	6.58	2.71	210	7.18	2.54
Collaboration with other donors and development partners	103	7.02	2.49	174	7.16	2.32

*(1-To no degree at all, 10-To a very significant degree) \*Significantly different between country surveys*

## World Bank Group's Effectiveness and Results

**How EFFECTIVE do you believe the World Bank is in terms of the work it does in the following areas of development in Sudan?** (1-Not effective at all, 10-Very effective)

	FY12			FY15		
	N	Mean	SD	N	Mean	SD
Information and communications technology	83	4.58	2.77	132	5.23	3.10
Regional conflict and tensions*	79	4.01	2.58	128	5.03	3.20
Environmental sustainability*	96	5.23	2.85	155	6.05	2.90
Poverty reduction*	106	5.17	2.80	180	6.52	2.82
Gender equity*	90	5.02	2.69	143	5.99	2.81
Private sector development*	87	4.10	2.65	137	5.34	2.91
Foreign direct investment*	82	3.40	2.43	136	5.15	3.25
Local governance and institutions*	82	4.02	2.65	127	4.84	2.67
Water and sanitation*	92	4.49	2.70	168	6.07	2.73
Trade and exports*	78	3.87	2.40	133	4.95	2.87
Economic growth*	95	4.56	2.76	158	5.94	2.67
Energy	82	4.30	2.49	122	4.76	2.79
Disaster management*	82	4.56	2.56	134	5.57	2.96
Job creation/employment	95	3.85	2.59	155	4.57	2.96
Social cohesion	83	3.65	2.65	140	4.11	2.79
Financial markets	77	4.65	2.80	117	4.72	2.89
Health	111	5.73	2.65	169	5.99	2.77
Rural development*	104	5.35	2.72	181	6.41	2.86
Food security	97	5.07	2.78	158	5.74	2.90
Education	106	5.44	2.78	174	5.90	2.81
Security/stabilization/reconstruction*	91	4.09	2.62	163	5.55	3.00
Social protection*	79	3.38	2.35	121	4.21	2.74
Agricultural development	103	5.20	2.73	160	5.71	2.92
Natural resource management*	81	3.69	2.50	131	4.66	3.02

\*Significantly different between country surveys

	FY12			FY15		
	N	Mean	SD	N	Mean	SD
To what extent does the World Bank Group's work help to achieve development results in Sudan?*	131	5.45	2.22	225	6.52	2.84

(1-To no degree at all, 10-To a very significant degree) \*Significantly different between country surveys

**To what extent do you agree with the following statements about the World Bank Group in Sudan?**

	FY12			FY15		
	N	Mean	SD	N	Mean	SD
The World Bank Group's program of managing trust funds and partnerships meets the needs of Sudan*	132	3.85	2.27	187	4.70	3.00
The World Bank Group meets Sudan's needs for knowledge services	136	5.00	2.48	181	5.51	3.03

(1-Strongly disagree, 10-Strongly agree) \*Significantly different between country surveys

## The World Bank Group's Knowledge Work and Activities

In Sudan, to what extent do you believe that the World Bank Group's knowledge work and activities:

	FY12			FY15		
	N	Mean	SD	N	Mean	SD
Are timely*	111	6.86	2.40	182	5.98	2.72
Include appropriate level of stakeholder involvement during preparation	111	6.44	2.25	188	6.31	2.68
Lead to practical solutions*	119	7.28	2.05	205	6.49	2.48
Are accessible (well written and easy to understand)	122	6.81	2.58	197	6.87	2.61
Are source of relevant information on global good practices	124	7.81	2.04	195	7.49	2.35
Are adequately disseminated	119	6.19	2.56	199	6.14	2.66
Are translated enough into local language*	112	6.94	2.38	196	6.16	2.83
Are adaptable to Sudan's specific development challenges and country circumstances*	119	6.24	2.31	192	7.24	2.62

(1-To no degree at all, 10-To a very significant degree) \*Significantly different between country surveys

	FY12			FY15		
	N	Mean	SD	N	Mean	SD
Overall, how significant a contribution do you believe the World Bank Group's knowledge work and activities make to development results in your country?*	120	7.03	2.10	230	8.07	2.23
Overall, how would you rate the technical quality of the World Bank Group's knowledge work and activities?	128	7.84	1.77	215	7.58	2.38

(1-Not significant at all, 10-Very significant; 1-Very low technical quality, 10-Very high technical quality)

\*Significantly different between country surveys

## Working with the World Bank Group

To what extent do you agree/disagree with the following statements?

	FY12			FY15		
	N	Mean	SD	N	Mean	SD
The World Bank Group disburses funds promptly*	105	4.15	2.74	177	5.06	3.10
The World Bank Group effectively monitors and evaluates the projects and programs it supports*	123	7.11	2.47	219	7.77	2.28
The World Bank Group's approvals and reviews are done in a timely fashion*	120	5.27	2.55	199	6.36	2.61
The World Bank Group's "Safeguard Policy" requirements are reasonable	102	6.23	2.36	166	6.46	2.53
Working with the World Bank Group increases Sudan's institutional capacity*	126	7.45	2.54	222	8.19	2.22
Where country systems are adequate, the World Bank Group makes appropriate use of them*	97	6.82	2.60	178	7.63	2.55
The World Bank Group provides effective implementation support*	111	6.53	2.63	207	7.48	2.36

(1-Strongly disagree, 10-Strongly agree) \*Significantly different between country surveys

	FY12			FY15		
	N	Mean	SD	N	Mean	SD
To what extent do you believe the World Bank Group is adequately staffed in Sudan?*	107	6.35	2.20	164	5.17	2.77

(1-To no degree at all, 10-To a very significant degree) \*Significantly different between country surveys

### Communication and Information Sharing

Are you aware of the World Bank Group's Access to Information Policy under which the Bank will now disclose any information in its possession that is not on a list of exceptions?\*

Percentage of Respondents	FY12	FY15
Yes	11.5%	21.0%
No	88.5%	79.0%

\*Significantly different between country surveys

Have you requested information from the World Bank Group on its activities in the past year?

Percentage of Respondents	FY12	FY15
Yes	20.3%	17.8%
No	79.7%	82.2%

Were you able to obtain this information?\*

Percentage of Respondents	FY12	FY15
Yes	90.0%	57.8%
No	10.0%	42.2%

\*Significantly different between country surveys

Do you have access to the Internet?\*

Percentage of Respondents	FY12	FY15
Yes	94.8%	88.7%
No	5.2%	11.3%

\*Significantly different between country surveys

Do you use/have used the World Bank Group website?

Percentage of Respondents	FY12	FY15
Yes	65.4%	58.7%
No	34.6%	41.3%

Please rate how much you agree with the following statements. (1-Strongly disagree, 10-Strongly agree)

	FY12			FY15		
	N	Mean	SD	N	Mean	SD
I find the World Bank Group's websites easy to navigate.	89	7.29	2.24	167	7.47	2.47
I find the information on the World Bank Group's websites useful.	91	7.74	2.38	156	7.70	2.09
When I need information from the World Bank Group I know how to find it	112	7.12	2.59	184	7.09	2.91
The World Bank Group is responsive to my information requests and inquiries	85	7.25	2.60	148	6.98	2.50

## Appendix G: Responses to Key Questions by Respondents' Specializations/Sectors

### C. World Bank Effectiveness and Results

**In your opinion, how IMPORTANT is it for the World Bank Group to be involved in the following areas of development in Sudan?**

(1-Not important at all, 10-Very important) \*Significantly different between sectors

	Water		Social protection and labor		Environment and natural resources		Education		Health, nutrition, and population		Macroeconomics and fiscal management		Finance and markets		Transport and ICT		Urban, rural, and social development		Governance		Jobs		Agriculture		Generalist (specialized in multiple sectors)		Other	
	N	Mean	N	Mean	N	Mean	N	Mean	N	Mean	N	Mean	N	Mean	N	Mean	N	Mean	N	Mean	N	Mean	N	Mean	N	Mean	N	Mean
Crime and violence*	5	8.00	7	5.57	5	10.00	15	3.67	26	6.23	13	7.69	22	8.50	19	6.16	27	6.93	31	6.26	7	9.43	11	7.55	40	8.00	26	8.42
Financial markets	5	10.00	7	9.71	5	7.00	15	8.60	26	7.62	12	8.25	18	7.89	19	5.89	22	7.23	31	7.48	7	9.57	11	8.18	39	8.23	29	7.90
Transport	5	10.00	7	9.57	5	10.00	15	9.20	32	9.31	13	6.62	22	7.64	19	7.16	27	8.44	31	7.45	7	9.43	11	6.82	36	9.39	31	7.39
Anti-corruption	5	8.00	7	1.86	5	7.00	15	2.47	26	3.88	13	5.62	21	5.71	19	4.74	27	5.07	31	4.90	7	8.71	11	5.73	36	4.86	29	5.41
Regional conflict and tension*	5	9.00	7	5.71	5	7.00	15	6.73	26	5.46	13	7.54	23	7.22	19	4.63	22	6.50	31	5.68	7	9.14	11	6.18	39	5.92	31	6.94
Law and justice	5	9.00	7	9.57	5	8.00	14	6.29	26	8.38	13	8.00	22	7.86	19	8.42	27	8.26	31	7.68	7	9.43	11	7.36	35	8.34	24	8.29
Urban development*	5	10.00	7	9.57	5	10.00	14	6.93	26	8.77	13	7.92	23	8.43	19	8.68	27	8.30	31	7.87	7	9.43	11	7.09	35	9.00	31	7.68
Environmental sustainability*	5	10.00	7	9.43	5	10.00	15	7.13	26	7.81	13	7.46	23	7.26	19	5.68	27	6.59	31	6.55	7	9.57	11	7.18	40	8.40	31	7.90
Regulatory framework	5	9.00	7	9.00	5	10.00	15	7.67	21	7.95	13	5.69	23	7.65	19	5.89	27	7.48	30	6.47	7	8.43	11	7.36	40	7.50	29	5.97
Information and communications technology	5	9.00	7	9.57	5	10.00	15	8.20	26	9.04	13	7.85	23	9.17	19	9.53	27	8.67	31	8.58	7	9.57	11	8.55	36	9.69	29	9.00
Poverty reduction*	5	9.00	7	6.00	5	10.00	15	5.60	26	8.08	13	8.62	23	6.57	19	9.74	27	6.56	31	7.58	7	8.57	11	6.55	36	8.14	29	7.86
Gender equity	5	10.00	7	6.43	5	10.00	15	9.33	32	8.25	13	9.08	23	9.39	19	8.16	27	7.96	31	8.58	7	9.71	11	9.00	38	9.29	31	8.87
Private sector development*	5	9.00	7	6.43	5	10.00	15	8.80	26	6.27	13	8.15	23	8.96	19	8.16	27	8.44	31	8.16	7	9.29	11	7.45	40	7.98	31	7.42
Foreign direct investment*	5	9.00	7	7.71	5	10.00	14	7.71	32	8.84	13	7.54	23	8.35	19	9.00	27	9.00	31	8.65	7	9.29	11	7.18	35	8.97	31	7.58
Local governance and institutions*	5	10.00	7	10.00	5	10.00	15	9.27	26	6.85	13	8.00	23	7.57	19	8.00	27	8.07	31	7.61	7	9.71	11	8.27	38	8.21	29	6.45
Water and sanitation*	5	9.00	7	6.00	5	10.00	15	5.60	26	8.08	13	8.62	23	6.57	19	9.74	27	6.56	31	7.58	7	8.57	11	6.55	36	8.14	29	7.86
Trade and exports	5	10.00	7	6.43	5	10.00	15	9.33	32	8.25	13	9.08	23	9.39	19	8.16	27	7.96	31	8.58	7	9.71	11	9.00	38	9.29	31	8.87
Economic growth*	5	9.00	7	6.43	5	10.00	15	8.80	26	6.27	13	8.15	23	8.96	19	8.16	27	8.44	31	8.16	7	9.29	11	7.45	40	7.98	31	7.42
Energy	5	9.00	7	7.71	5	10.00	14	7.71	32	8.84	13	7.54	23	8.35	19	9.00	27	9.00	31	8.65	7	9.29	11	7.18	35	8.97	31	7.58
Disaster management	5	10.00	7	10.00	5	10.00	15	9.27	26	6.85	13	8.00	23	7.57	19	8.00	27	8.07	31	7.61	7	9.71	11	8.27	38	8.21	29	6.45
Public sector governance/reform*	5	10.00	7	10.00	5	10.00	15	9.67	26	8.23	13	9.46	23	9.04	19	9.26	27	8.70	31	7.84	7	9.71	11	8.36	36	8.89	31	8.68
Job creation/employment*	5	9.00	7	9.71	5	10.00	15	9.60	32	9.34	13	8.23	23	8.96	19	8.68	27	8.67	31	8.32	7	9.29	11	7.18	40	9.63	31	8.29
Social cohesion	5	8.00	7	2.86	5	7.00	15	7.67	26	7.23	13	6.15	23	6.83	19	7.63	27	7.59	31	7.23	7	9.29	11	6.64	36	6.92	29	7.24
Communicable/non-communicable diseases*	5	10.00	7	5.86	5	10.00	15	6.20	26	9.15	13	9.00	23	8.35	19	9.05	27	7.37	31	8.16	7	9.71	11	8.91	40	8.95	31	8.71
Equality of opportunity*	5	10.00	7	9.43	5	10.00	15	8.87	32	9.22	13	8.85	23	8.43	19	6.11	27	8.15	31	8.68	7	9.14	11	7.27	40	9.18	29	8.17
Health	5	9.00	7	7.43	5	7.00	15	6.87	26	7.62	8	9.13	23	8.13	19	7.63	27	6.37	31	8.58	7	9.57	10	8.80	40	8.38	23	7.91
Rural development*	5	10.00	7	4.00	5	10.00	15	5.33	26	8.04	13	9.38	23	8.13	19	9.00	22	6.95	31	7.10	7	9.14	11	6.55	39	8.38	29	8.59
Global/regional integration	5	10.00	7	9.29	5	10.00	15	8.20	32	8.38	13	7.77	23	8.13	19	9.05	27	8.85	31	9.10	7	9.43	11	7.91	40	8.15	29	8.48
Food security*	5	10.00	7	9.29	5	10.00	15	9.60	32	10.00	13	8.62	23	9.13	19	9.53	27	8.85	31	8.81	7	9.71	11	9.55	40	9.83	31	9.26
Natural resource management	5	10.00	7	4.43	5	9.00	15	8.80	26	7.46	13	9.08	23	7.87	19	8.47	27	7.81	31	7.45	7	9.14	11	6.73	36	7.97	29	7.52
Security/stabilization/reconstruction*	5	10.00	7	9.14	5	10.00	15	7.13	26	9.15	13	7.77	23	8.61	19	9.47	27	8.63	31	7.55	7	9.57	11	8.09	36	8.81	29	8.41
Social protection	5	10.00	7	9.29	5	10.00	15	8.13	32	9.47	13	9.15	23	8.35	19	8.95	27	9.19	31	7.87	7	9.57	11	7.91	40	8.75	29	8.34
Climate change*	5	10.00	7	9.29	5	8.00	15	4.73	26	8.19	13	6.92	23	8.22	19	6.74	22	6.77	31	7.55	7	9.57	11	7.73	39	7.51	29	7.93
Agricultural development*	5	10.00	7	5.00	5	10.00	15	7.60	32	8.59	13	8.08	23	8.26	19	8.68	27	8.44	31	7.74	6	9.67	6	6.67	40	8.78	31	8.10
Education*	5	9.00	7	9.43	5	10.00	15	9.53	32	9.69	13	8.54	23	9.00	19	9.74	27	8.96	31	8.71	7	9.71	11	9.27	40	9.88	31	8.65
Debt relief and access to finance*	5	10.00	7	6.71	5	10.00	15	7.67	26	7.85	13	7.38	23	7.70	19	8.21	27	6.96	31	7.42	7	9.71	11	8.64	40	9.13	31	8.35

### C. World Bank Effectiveness and Results (continued)

How EFFECTIVE do you believe the World Bank Group is in terms of the work it does in the following areas of development in Sudan?

(1-Not effective at all, 10-Very effective) \*Significantly different between sectors

	Water		Social protection and labor		Environment and natural resources		Education		Health, nutrition, and population		Macroeconomics and fiscal management		Finance and markets		Transport and ICT		Urban, rural, and social development		Governance		Jobs		Agriculture		Generalist (specialized in multiple sectors)		Other	
	N	Mean	N	Mean	N	Mean	N	Mean	N	Mean	N	Mean	N	Mean	N	Mean	N	Mean	N	Mean	N	Mean	N	Mean	N	Mean	N	Mean
Anti-corruption	1	2.00	6	3.17	11	3.64	14	4.43	4	6.00	15	5.20	2	1.00	5	4.20	4	3.00			1	2.00	5	6.20	22	5.64	23	4.22
Information and communications technology	2	4.00	6	6.67	12	5.17	13	3.92	4	5.25	14	5.79	3	2.33	7	2.43	3	4.00			2	3.00	9	5.44	27	5.85	28	6.21
Transport	2	2.50	6	2.67	10	3.70	11	4.82	4	5.50	16	5.88	3	2.00	5	3.00	4	3.75			3	4.33	11	4.91	23	4.57	30	5.83
Crime and violence	2	3.50	7	2.57	9	4.22	10	4.90	1	5.00	16	3.06	2	1.50	7	6.14	4	3.00			1	5.00	5	2.00	21	4.05	24	4.04
Regional conflict and tensions	1	3.00	7	2.57	11	4.73	13	5.46	1	5.00	16	3.75	3	1.67	9	5.78	7	7.00			2	3.00	9	6.11	20	5.10	26	5.58
Law and justice	1	3.00	6	3.00	9	4.00	14	4.07	2	4.00	15	3.40	3	1.67	6	1.67	4	2.50			1	3.00	6	3.83	18	4.33	24	4.79
Urban development	3	6.33	6	5.50	11	6.27	13	4.85	4	6.00	14	5.36	4	3.75	7	6.14	6	6.67			2	2.50	14	4.86	22	5.09	33	6.21
Environmental sustainability	3	7.00	6	6.17	15	6.67	17	6.00	3	5.67	14	5.21	4	3.50	5	2.80	8	6.63			1	6.00	15	7.27	26	5.81	36	6.31
Regulatory framework	1	4.00	4	4.00	12	6.25	14	5.64	4	5.75	17	5.06	5	3.40	5	3.00	7	5.57			1	2.00	10	7.70	23	5.52	24	6.54
Communicable/non-communicable diseases	2	4.50	4	4.00	12	5.08	13	5.85	10	6.70	15	6.00	4	3.00	5	2.80	4	4.00			2	4.00	7	5.14	23	4.78	30	6.10
Poverty reduction*	3	7.67	6	5.00	15	6.53	17	5.71	6	7.67	16	4.81	5	3.20	8	6.50	7	7.14			2	4.50	16	7.06	35	7.17	40	6.95
Gender equity	3	5.33	6	5.67	12	6.67	14	6.57	5	7.00	16	4.75	5	3.80	6	4.00	8	5.63			1	8.00	12	7.50	24	6.63	28	5.64
Private sector development	2	1.50	6	5.00	9	3.78	10	5.80	2	4.50	17	5.82	5	3.00	4	4.00	6	6.83			2	2.50	10	5.10	27	5.85	35	5.83
Foreign direct investment*	1	1.00	6	5.00	9	3.44	10	5.30	2	5.00	19	5.21	5	2.80	7	5.00	6	6.00			2	3.50	5	3.60	30	7.10	30	3.87
Local governance and institutions	2	3.50	6	4.00	9	5.56	11	5.45	4	6.75	18	3.83	5	2.00	5	2.60	5	4.20			1	2.00	5	6.00	19	5.42	34	5.12
Water and sanitation*	3	6.33	6	5.67	10	5.70	17	6.47	8	7.13	18	4.33	5	3.00	6	4.17	8	6.25			3	5.67	12	6.58	30	7.07	40	6.50
Trade and exports	1	3.00	6	5.33	9	4.78	11	5.09	2	7.50	15	4.27	5	1.80	7	4.86	6	6.33			2	4.50	5	6.00	27	5.81	33	4.24
Economic growth*	2	5.00	6	5.00	10	6.10	15	5.53	6	6.00	17	5.65	5	3.00	4	3.00	7	7.00			2	1.50	13	6.77	31	6.10	36	6.42
Energy	2	4.00	6	3.67	10	4.80	9	5.00	1	3.00	13	3.92	4	1.75	7	5.00	4	4.25			2	4.00	6	4.83	23	5.43	31	5.03
Disaster management*	2	6.00	6	5.33	11	5.91	15	5.33	4	6.75	16	4.69	5	3.40	5	2.60	7	7.71			2	4.50	10	6.70	19	4.47	28	6.43
Public sector governance/reform			7	5.71	10	4.90	14	4.86	4	5.50	20	5.90	4	1.75	7	6.14	5	5.40					8	6.75	21	4.86	29	6.28
Job creation/employment	2	6.00	6	2.83	12	4.75	12	3.83	5	6.60	20	3.85	4	2.75	8	5.25	6	6.33			2	3.50	14	4.00	28	4.89	32	4.72
Social cohesion	1	3.00	7	3.57	10	3.80	13	3.62	4	5.50	17	3.29	5	2.20	5	2.40	5	4.20			1	3.00	11	4.64	25	4.40	33	4.73
Financial markets			6	6.00	9	5.44	9	5.67	2	5.00	14	4.29	4	1.25	5	2.60	6	6.67			2	4.50	6	3.33	25	5.12	27	4.67
Equality of opportunity	3	6.00	7	5.29	13	5.38	12	4.92	4	6.50	18	4.06	5	3.20	7	5.00	8	5.75			1	3.00	12	5.75	25	6.56	29	4.69
Health	2	6.50	7	6.71	12	6.67	20	6.55	10	7.10	17	5.41	4	3.00	6	4.33	6	6.33			2	1.50	13	5.23	29	5.76	37	6.27
Rural development*	3	7.33	7	6.00	14	6.71	18	5.89	6	7.67	19	4.95	5	3.20	6	5.00	8	7.25	1	10.00	2	4.50	15	7.20	30	6.23	43	7.09
Global/regional integration	3	6.33	6	6.00	11	6.09	14	5.79	5	7.40	18	4.67	3	2.00	5	2.60	4	5.00			1	2.00	9	7.22	23	4.70	32	5.13
Food security*	3	6.00	6	3.83	15	6.07	12	4.67	5	6.40	17	5.00	5	2.40	5	2.80	8	7.50			1	4.00	15	7.07	27	6.11	35	6.00
Education	2	5.50	7	5.14	14	5.29	19	6.68	5	6.80	18	5.83	5	2.60	7	4.57	6	6.83			2	2.50	16	5.38	32	6.50	37	5.95
Security/stabilization/reconstruction	3	5.00	7	5.43	12	5.08	15	5.93	7	5.57	15	4.67	5	3.60	7	5.14	8	6.00	1	10.00	1	4.00	12	5.25	30	6.43	36	5.28
Social protection	1	8.00	7	4.43	9	3.89	10	4.70	5	5.00	17	4.71	4	1.75	5	2.20	4	3.00					7	2.71	21	4.48	28	4.29
Climate change*	3	6.33	6	5.67	15	6.13	12	4.50	4	8.00	18	5.00	4	2.25	5	3.00	7	7.29					13	6.38	20	4.25	31	5.39
Agricultural development	3	7.33	7	3.86	11	6.36	13	5.08	4	6.50	18	5.44	5	3.80	10	6.30	6	7.17			2	1.50	16	6.31	29	6.07	32	5.28
Natural resource management	3	7.00	7	3.43	9	5.56	10	4.10	4	6.00	18	4.17	5	2.60	5	2.60	4	5.00			3	6.33	5	3.80	28	5.71	26	4.08
Debt relief and access to finance	1	3.00	6	5.50	9	5.00	15	4.80	4	5.50	20	5.10	5	1.60	9	4.78	7	5.14	1	10.00	2	2.00	8	3.38	32	5.81	32	4.78

*In instances where more than 10% of respondents come from a specific sector, additional analyses are conducted to further examine their perceptions as opposed to those from other sectors. In the case of Sudan, there were 16% of respondents from the Generalist sector and 11% of respondents from the Macroeconomics and fiscal management sector.*

## Generalist Sector vs. Others

Generalist Sector N=42 ● All Others N=222

### A. General Issues Facing Sudan

Listed below are a number of development priorities in Sudan. Please identify which of the following you consider the most important development priorities in Sudan. (Choose no more than THREE)

Percentage of Respondents (Responses Combined)	Generalist Sector	All Others
Social protection	2.4%	6.8%
Food security	23.8%	24.7%
Security/stabilization/reconstruction*	23.8%	42.9%
Public sector governance/reform	9.5%	13.7%
Global/regional integration	2.4%	4.6%
Gender equity	0.0%	0.0%
Private sector development	4.8%	6.8%
Foreign direct investment	7.1%	8.7%
Water and sanitation	9.5%	5.5%
Energy	2.4%	2.3%
Regional conflict and tensions*	11.9%	3.7%
Job creation/employment	9.5%	6.8%
Rural development	16.7%	16.4%
Financial markets	0.0%	2.3%
Urban development	0.0%	0.9%
Environmental sustainability	0.0%	3.7%
Equality of opportunity	0.0%	7.3%
Health	11.9%	9.6%
Education	31.0%	27.4%
Poverty reduction*	38.1%	19.6%
Transport	11.9%	6.4%
Social cohesion*	7.1%	1.4%
Climate change	0.0%	1.4%
Agricultural development	21.4%	18.3%
Trade and exports	2.4%	1.8%
Crime and violence	0.0%	0.0%
Economic growth	11.9%	6.8%
Law and justice	0.0%	2.7%
Regulatory framework*	2.4%	0.0%
Communicable/non-communicable diseases	0.0%	0.0%
Local governance and institutions	0.0%	2.7%
Natural resource management*	11.9%	3.7%
Anti-corruption	23.8%	17.8%
Disaster management	0.0%	1.8%
Information and communications technology	0.0%	1.4%
Debt relief and access to finance*	2.4%	16.4%

\*Significantly different between sectors

**A. General Issues Facing Sudan (continued)**

Poverty reduction is a broad term that encompasses work in many different areas. Which THREE areas of development listed below do you believe would contribute most to reducing poverty in Sudan? (Choose no more than THREE)

Percentage of Respondents (Responses Combined)	Generalist Sector	All Others
Water and sanitation	11.9%	6.8%
Equality of opportunity*	0.0%	13.7%
Economic growth	31.0%	28.8%
Climate change	0.0%	3.2%
Regional conflict and tensions	0.0%	4.6%
Global/regional integration	2.4%	4.6%
Gender equity	0.0%	1.8%
Rural development	31.0%	32.4%
Urban development	2.4%	2.7%
Regulatory framework	0.0%	0.5%
Local governance and institutions	2.4%	1.8%
Social protection	0.0%	5.0%
Law and justice	0.0%	2.7%
Transport	2.4%	5.9%
Crime and violence*	4.8%	0.5%
Communicable/non-communicable diseases	0.0%	0.0%
Information and communications technology	0.0%	0.9%
Debt relief and access to finance	19.0%	13.7%
Security/stabilization/reconstruction*	19.0%	35.6%
Anti-corruption	9.5%	11.0%
Private sector development*	14.3%	5.5%
Foreign direct investment	7.1%	3.7%
Energy*	2.4%	0.0%
Public sector governance/reform	4.8%	11.9%
Social cohesion*	2.4%	0.0%
Education	26.2%	23.3%
Natural resource management	7.1%	5.0%
Environmental sustainability	0.0%	1.8%
Health*	23.8%	8.2%
Agricultural development	35.7%	24.2%
Disaster management	0.0%	0.0%
Job creation/employment	23.8%	17.8%
Financial markets	2.4%	1.4%
Trade and exports*	14.3%	4.1%
Food security*	0.0%	14.6%

\*Significantly different between sectors



### B. Overall Attitudes toward the World Bank Group

When thinking about how the World Bank Group can have the most impact on development results in Sudan, in which sectoral areas do you believe the World Bank Group should focus most of its resources (financial and knowledge services) in Sudan? (Choose no more than THREE)

Percentage of Respondents (Responses Combined)	Generalist Sector	All Others
Social protection	2.4%	5.4%
Security/stabilization/reconstruction	33.3%	36.9%
Crime and violence	0.0%	2.7%
Transport	9.5%	9.9%
Agricultural development	35.7%	36.0%
Global/regional integration	2.4%	3.6%
Gender equity	0.0%	0.0%
Public sector governance/reform*	0.0%	14.0%
Health	16.7%	15.3%
Rural development	19.0%	21.6%
Foreign direct investment	14.3%	9.0%
Education	23.8%	21.2%
Energy	0.0%	1.8%
Social cohesion	0.0%	0.0%
Job creation/employment	9.5%	9.9%
Financial markets	4.8%	2.3%
Urban development	0.0%	1.4%
Environmental sustainability	0.0%	5.4%
Equality of opportunity	4.8%	3.2%
Regional conflict and tensions	2.4%	2.3%
Private sector development	11.9%	6.3%
Water and sanitation	7.1%	5.4%
Food security*	21.4%	8.6%
Climate change	0.0%	3.2%
Poverty reduction*	33.3%	14.9%
Trade and exports*	7.1%	0.9%
Economic growth	21.4%	13.1%
Law and justice	0.0%	2.7%
Local governance and institutions	0.0%	1.4%
Regulatory framework	0.0%	0.5%
Communicable/non-communicable diseases	0.0%	0.0%
Natural resource management*	0.0%	9.0%
Information and communications technology	0.0%	1.8%
Anti-corruption	7.1%	5.9%
Disaster management	0.0%	0.5%
Debt relief and access to finance	11.9%	20.7%

\*Significantly different between sectors

### C. World Bank Group's Effectiveness and Results

In your opinion, how IMPORTANT is it for the World Bank Group to be involved in the following areas of development in Sudan? (1-Not important at all, 10-Very important)

	Generalist Sector			All Others		
	N	Mean	SD	N	Mean	SD
Crime and violence*	25	7.44	2.89	151	5.62	3.49
Financial markets	33	8.18	2.46	163	7.21	2.96
Transport	35	8.09	2.59	179	7.79	2.80
Anti-corruption	31	7.58	3.26	173	7.86	2.86
Regional conflict and tensions	29	8.03	2.81	171	7.06	3.07
Law and justice	30	6.47	3.55	160	5.73	3.26
Urban development	37	7.92	2.63	179	7.63	2.62
Environmental sustainability	32	8.28	2.79	180	8.03	2.45
Regulatory framework	38	7.37	2.48	166	6.99	2.65
Information and communications technology	39	7.90	2.36	175	7.42	2.84
Poverty reduction	40	9.20	2.14	191	8.75	2.09
Gender equity	30	7.37	3.38	175	6.51	3.07
Private sector development*	38	8.55	2.66	175	7.19	2.92
Foreign direct investment*	38	8.79	2.30	168	7.51	2.90
Local governance and institutions*	37	7.81	2.37	166	6.39	2.85
Water and sanitation	33	8.73	2.20	192	7.91	2.47
Trade and exports*	34	8.50	2.42	159	7.26	2.98
Economic growth*	37	9.24	1.67	177	8.32	2.31
Energy	36	7.78	2.72	171	7.74	2.75
Disaster management	37	8.05	2.55	178	7.71	2.66
Public sector governance/reform	34	8.18	2.76	180	7.46	2.92
Job creation/employment	37	8.35	2.73	180	7.66	2.81
Social cohesion*	37	7.51	3.28	172	5.90	3.33
Communicable/non-communicable diseases	35	8.34	2.56	173	6.89	2.97
Equality of opportunity	37	7.62	2.71	167	7.44	2.83
Health	40	8.55	2.48	191	8.01	2.44
Rural development	39	9.15	1.94	186	8.48	2.27
Global/regional integration	35	8.29	2.07	168	7.77	2.49
Food security	39	9.08	1.94	178	8.38	2.32
Natural resource management	36	8.00	2.67	164	7.32	3.10
Security/stabilization/reconstruction	36	8.44	2.58	190	8.03	2.66
Social protection*	38	7.66	2.99	168	6.36	2.91
Climate change	32	7.53	3.27	176	7.25	2.96
Agricultural development*	38	9.32	1.74	186	8.46	2.31
Education*	40	9.20	2.20	188	8.22	2.51
Debt relief and access to finance	38	8.97	2.46	181	8.57	2.51

\*Significantly different between sectors

### C. World Bank Group's Effectiveness and Results (continued)

How EFFECTIVE do you believe the World Bank Group is in terms of the work it does in the following areas of development in Sudan? (1-Not effective at all, 10-Very effective)

	Generalist Sector			All Others		
	N	Mean	SD	N	Mean	SD
Anti-corruption	22	5.64	3.46	91	4.29	2.84
Information and communications technology	27	5.85	3.12	103	5.13	3.09
Transport	23	4.57	3.29	105	4.81	2.85
Crime and violence	21	4.05	2.66	88	3.82	2.67
Regional conflict and tensions	20	5.10	2.94	105	4.96	3.21
Law and justice	18	4.33	2.85	91	3.73	2.56
Urban development	22	5.09	2.78	117	5.63	3.08
Environmental sustainability	26	5.81	2.43	127	6.09	3.00
Regulatory framework	23	5.52	3.22	104	5.67	2.92
Communicable/non-communicable diseases	23	4.78	2.54	108	5.44	2.91
Poverty reduction	35	7.17	2.88	141	6.30	2.78
Gender equity	24	6.63	2.93	116	5.84	2.73
Private sector development	27	5.85	3.02	108	5.23	2.90
Foreign direct investment*	30	7.10	2.31	102	4.41	3.20
Local governance and institutions	19	5.42	2.29	105	4.64	2.66
Water and sanitation*	30	7.07	2.30	136	5.89	2.76
Trade and exports	27	5.81	2.51	102	4.64	2.89
Economic growth	31	6.10	1.90	123	5.80	2.80
Energy	23	5.43	2.39	95	4.52	2.78
Disaster management	19	4.47	2.37	111	5.68	2.96
Public sector governance/reform	21	4.86	2.41	108	5.65	2.93
Job creation/employment	28	4.89	2.83	123	4.45	2.94
Social cohesion	25	4.40	2.83	112	3.97	2.70
Financial markets	25	5.12	2.32	90	4.66	3.04
Equality of opportunity*	25	6.56	3.70	119	4.94	2.88
Health	29	5.76	2.52	136	5.98	2.80
Rural development	30	6.23	2.97	147	6.39	2.82
Global/regional integration	23	4.70	2.77	111	5.35	2.92
Food security	27	6.11	2.61	127	5.60	2.90
Education	32	6.50	2.40	138	5.68	2.86
Security/stabilization/reconstruction	30	6.43	2.90	129	5.28	2.94
Social protection	21	4.48	2.18	97	4.07	2.75
Climate change	20	4.25	1.94	118	5.47	2.96
Agricultural development	29	6.07	2.74	127	5.57	2.95
Natural resource management*	28	5.71	2.57	99	4.29	3.02
Debt relief and access to finance	32	5.81	3.25	119	4.69	3.28

\*Significantly different between sectors

## Macroeconomics and Fiscal Management Sector vs. Others

Macroeconomics and Fiscal Management Sector N=29 ● All Others N=235

### A. General Issues Facing Sudan

Listed below are a number of development priorities in Sudan. Please identify which of the following you consider the most important development priorities in Sudan. (Choose no more than THREE)

Percentage of Respondents (Responses Combined)	Macroeconomics and Fiscal Management	All Others
Social protection	6.9%	6.0%
Food security	24.1%	24.6%
Security/stabilization/reconstruction	41.4%	39.7%
Public sector governance/reform	10.3%	13.4%
Global/regional integration	0.0%	4.7%
Gender equity	0.0%	0.0%
Private sector development*	27.6%	3.9%
Foreign direct investment	17.2%	7.3%
Water and sanitation	6.9%	6.0%
Energy	0.0%	2.6%
Regional conflict and tensions	6.9%	4.7%
Job creation/employment	0.0%	8.2%
Rural development	13.8%	16.8%
Financial markets	0.0%	2.2%
Urban development	0.0%	0.9%
Environmental sustainability	0.0%	3.4%
Equality of opportunity	0.0%	6.9%
Health	0.0%	11.2%
Education*	6.9%	30.6%
Poverty reduction*	37.9%	20.7%
Transport	0.0%	8.2%
Social cohesion	0.0%	2.6%
Climate change	0.0%	1.3%
Agricultural development	13.8%	19.4%
Trade and exports	3.4%	1.7%
Crime and violence	0.0%	0.0%
Economic growth*	24.1%	5.6%
Law and justice	3.4%	2.2%
Regulatory framework	0.0%	0.4%
Communicable/non-communicable diseases	0.0%	0.0%
Local governance and institutions	6.9%	1.7%
Natural resource management	3.4%	5.2%
Anti-corruption	10.3%	19.8%
Disaster management	0.0%	1.7%
Information and communications technology	3.4%	0.9%
Debt relief and access to finance	24.1%	12.9%

\*Significantly different between sectors

**A. General Issues Facing Sudan (continued)**

Poverty reduction is a broad term that encompasses work in many different areas. Which THREE areas of development listed below do you believe would contribute most to reducing poverty in Sudan? (Choose no more than THREE)

Percentage of Respondents (Responses Combined)	Macroeconomics and Fiscal Management	All Others
Water and sanitation*	17.2%	6.5%
Equality of opportunity	3.4%	12.5%
Economic growth	17.2%	30.6%
Climate change	0.0%	3.0%
Regional conflict and tensions	6.9%	3.4%
Global/regional integration	3.4%	4.3%
Gender equity*	6.9%	0.9%
Rural development	31.0%	32.3%
Urban development	0.0%	3.0%
Regulatory framework*	3.4%	0.0%
Local governance and institutions	0.0%	2.2%
Social protection*	13.8%	3.0%
Law and justice	3.4%	2.2%
Transport	10.3%	4.7%
Crime and violence	3.4%	0.9%
Communicable/non-communicable diseases	0.0%	0.0%
Information and communications technology	0.0%	0.9%
Debt relief and access to finance	20.7%	13.8%
Security/stabilization/reconstruction	17.2%	34.9%
Anti-corruption*	0.0%	12.1%
Private sector development	13.8%	6.0%
Foreign direct investment	6.9%	3.9%
Energy	0.0%	0.4%
Public sector governance/reform	20.7%	9.5%
Social cohesion	0.0%	0.4%
Education	20.7%	24.1%
Natural resource management	3.4%	5.6%
Environmental sustainability	0.0%	1.7%
Health	20.7%	9.5%
Agricultural development*	10.3%	28.0%
Disaster management	0.0%	0.0%
Job creation/employment	20.7%	18.5%
Financial markets	0.0%	1.7%
Trade and exports	6.9%	5.6%
Food security	17.2%	11.6%

\*Significantly different between sectors

### B. Overall Attitudes toward the World Bank Group

When thinking about how the World Bank Group can have the most impact on development results in Sudan, in which sectoral areas do you believe the World Bank Group should focus most of its resources (financial and knowledge services) in Sudan? (Choose no more than THREE)

Percentage of Respondents (Responses Combined)	Macroeconomics and Fiscal Management	All Others
Social protection	6.9%	4.7%
Security/stabilization/reconstruction	48.3%	34.9%
Crime and violence	0.0%	2.6%
Transport	17.2%	8.9%
Agricultural development	37.9%	35.7%
Global/regional integration	0.0%	3.8%
Gender equity	0.0%	0.0%
Public sector governance/reform	3.4%	12.8%
Health	6.9%	16.6%
Rural development	24.1%	20.9%
Foreign direct investment	6.9%	10.2%
Education*	6.9%	23.4%
Energy	0.0%	1.7%
Social cohesion	0.0%	0.0%
Job creation/employment	13.8%	9.4%
Financial markets	6.9%	2.1%
Urban development	0.0%	1.3%
Environmental sustainability	0.0%	5.1%
Equality of opportunity	0.0%	3.8%
Regional conflict and tensions	0.0%	2.6%
Private sector development*	20.7%	5.5%
Water and sanitation	3.4%	6.0%
Food security	10.3%	10.6%
Climate change	3.4%	2.6%
Poverty reduction	17.2%	17.9%
Trade and exports*	6.9%	1.3%
Economic growth	10.3%	14.9%
Law and justice	3.4%	2.1%
Local governance and institutions*	6.9%	0.4%
Regulatory framework	0.0%	0.4%
Communicable/non-communicable diseases	0.0%	0.0%
Natural resource management	10.3%	7.2%
Information and communications technology	3.4%	1.3%
Anti-corruption	0.0%	6.8%
Disaster management*	3.4%	0.0%
Debt relief and access to finance	17.2%	19.6%

\*Significantly different between sectors

### C. World Bank Group's Effectiveness and Results

In your opinion, how IMPORTANT is it for the World Bank Group to be involved in the following areas of development in Sudan? (1-Not important at all, 10-Very important)

	Macroeconomics and Fiscal Management			All Others		
	N	Mean	SD	N	Mean	SD
Crime and violence	23	4.65	2.98	153	6.06	3.50
Financial markets	25	6.72	2.61	171	7.47	2.93
Transport	25	8.12	2.11	189	7.80	2.84
Anti-corruption	24	7.71	2.76	180	7.83	2.94
Regional conflict and tensions	24	6.08	3.61	176	7.36	2.94
Law and justice	24	5.67	3.56	166	5.87	3.28
Urban development	25	7.32	2.64	191	7.72	2.61
Environmental sustainability	25	7.84	2.12	187	8.10	2.55
Regulatory framework	22	7.36	1.59	182	7.02	2.72
Information and communications technology	23	8.30	2.18	191	7.41	2.81
Poverty reduction	26	8.85	1.80	205	8.83	2.14
Gender equity	22	6.55	3.20	183	6.64	3.12
Private sector development	25	8.32	2.06	188	7.32	3.00
Foreign direct investment	26	8.15	1.91	180	7.68	2.95
Local governance and institutions	22	6.41	2.65	181	6.68	2.84
Water and sanitation	26	7.88	2.16	199	8.05	2.49
Trade and exports	23	8.04	1.94	170	7.41	3.03
Economic growth	23	8.43	1.44	191	8.48	2.32
Energy	25	7.88	2.22	182	7.73	2.81
Disaster management	25	7.08	2.83	190	7.86	2.61
Public sector governance/reform	25	8.56	1.36	189	7.44	3.02
Job creation/employment	23	7.30	2.34	194	7.83	2.86
Social cohesion	25	6.24	2.68	184	6.18	3.46
Communicable/non-communicable diseases	24	6.46	2.99	184	7.22	2.94
Equality of opportunity	22	6.82	2.54	182	7.55	2.83
Health	26	7.23	2.54	205	8.21	2.42
Rural development	23	8.17	2.19	202	8.64	2.23
Global/regional integration	25	8.44	1.83	178	7.78	2.49
Food security	25	8.68	1.70	192	8.48	2.33
Natural resource management	25	8.32	2.34	175	7.31	3.10
Security/stabilization/reconstruction	26	8.81	1.65	200	8.01	2.74
Social protection	24	6.29	2.53	182	6.64	3.02
Climate change	25	6.24	2.89	183	7.44	3.00
Agricultural development	25	8.48	1.76	199	8.62	2.30
Education	25	8.04	2.25	203	8.43	2.51
Debt relief and access to finance	28	8.43	2.76	191	8.68	2.47

### C. World Bank Group's Effectiveness and Results (continued)

How EFFECTIVE do you believe the World Bank Group is in terms of the work it does in the following areas of development in Sudan? (1-Not effective at all, 10-Very effective)

	Macroeconomics and Fiscal Management			All Others		
	N	Mean	SD	N	Mean	SD
Anti-corruption	15	5.20	2.40	98	4.45	3.08
Information and communications technology	14	5.79	2.72	116	5.22	3.15
Transport	16	5.88	2.50	112	4.61	2.95
Crime and violence	16	3.06	2.08	93	4.00	2.73
Regional conflict and tensions	16	3.75	2.30	109	5.17	3.23
Law and justice	15	3.40	1.99	94	3.89	2.69
Urban development	14	5.36	2.21	125	5.57	3.11
Environmental sustainability	14	5.21	2.39	139	6.12	2.95
Regulatory framework	17	5.06	2.41	110	5.74	3.04
Communicable/non-communicable diseases	15	6.00	2.67	116	5.24	2.87
Poverty reduction*	16	4.81	2.97	160	6.64	2.75
Gender equity	16	4.75	2.70	124	6.13	2.75
Private sector development	17	5.82	2.90	118	5.29	2.94
Foreign direct investment	19	5.21	3.05	113	4.99	3.25
Local governance and institutions	18	3.83	2.18	106	4.92	2.66
Water and sanitation*	18	4.33	2.77	148	6.32	2.64
Trade and exports	15	4.27	2.09	114	4.96	2.93
Economic growth	17	5.65	2.52	137	5.89	2.66
Energy	13	3.92	2.33	105	4.79	2.77
Disaster management	16	4.69	2.94	114	5.62	2.89
Public sector governance/reform	20	5.90	2.05	109	5.45	2.99
Job creation/employment	20	3.85	2.18	131	4.63	3.00
Social cohesion	17	3.29	1.99	120	4.16	2.80
Financial markets	14	4.29	2.13	101	4.82	2.99
Equality of opportunity	18	4.06	2.13	126	5.39	3.17
Health	17	5.41	2.81	148	6.00	2.74
Rural development*	19	4.95	3.08	158	6.54	2.77
Global/regional integration	18	4.67	2.00	116	5.33	3.00
Food security	17	5.00	2.76	137	5.77	2.86
Education	18	5.83	2.83	152	5.84	2.80
Security/stabilization/reconstruction	15	4.67	3.44	144	5.58	2.91
Social protection	17	4.71	2.62	101	4.05	2.66
Climate change	18	5.00	2.40	120	5.34	2.93
Agricultural development	18	5.44	2.90	138	5.69	2.92
Natural resource management	18	4.17	2.55	109	4.68	3.05
Debt relief and access to finance	20	5.10	3.24	131	4.90	3.32

\*Significantly different between sectors



## Appendix H: Indicator Questions as a Function of Exposure to the WBG

Indicator Question	Which one of the following best describes your level of interaction with the WBG in your country?			Which of the following describes most of your exposure to the World Bank in Sudan? (Choose no more than TWO)									
	Currently Collaborating	Previously Collaborated	Never Collaborated	Observer		Use WBG reports/data		Engage in WBG activities		Collaborate		Use WBG website	
				No Mean	Yes Mean	No Mean	Yes Mean	No Mean	Yes Mean	No Mean	Yes Mean	No Mean	Yes Mean
Overall, please rate your impression of the World Bank Group's effectiveness in Sudan.	6.85	6.16	5.20	6.11	6.15	6.15	6.00	5.92	6.43	5.95	6.22	6.22	5.80
Overall the World Bank Group currently plays a relevant role in development in Sudan	6.61	6.36	4.64	6.09	5.29	5.82	6.37	5.64	6.38	5.34	6.29	6.25	4.94
The World Bank Group's work is aligned with what I consider the development priorities for Sudan	7.20	6.40	4.90	6.60	4.66	6.05	6.83	5.61	7.21	5.76	6.46	6.45	5.46
Responsiveness to needs	6.32	6.34	4.65	5.93	5.28	5.78	5.80	5.51	6.23	5.19	6.13	5.99	5.05
Flexibility (in terms of the institution's products and services)	6.15	6.91	4.67	6.02	4.92	5.81	5.70	5.46	6.27	5.17	6.18	5.91	5.35
Flexibility (in terms of changing country circumstances)	6.33	6.40	4.46	6.10	4.47	5.81	5.32	5.22	6.53	5.11	6.11	5.80	5.39
Being inclusive	5.99	6.27	5.28	6.28	4.59	5.91	5.89	5.52	6.46	5.76	5.99	5.86	6.05
Openness (sharing data and other information)	6.45	6.20	5.97	6.51	5.60	6.20	6.67	6.21	6.42	6.15	6.39	6.26	6.44
Staff accessibility	6.91	6.50	5.34	6.48	5.63	6.37	5.95	5.83	6.96	5.78	6.59	6.50	5.46
Straightforwardness and honesty	8.45	8.02	6.92	8.29	6.66	7.88	8.12	7.34	8.74	7.52	8.18	7.96	7.82
Ease of access to the people at the WBG who are making decisions important to my work	6.96	6.24	4.16	6.01	5.09	5.88	5.44	5.23	6.72	5.49	5.96	5.93	5.21
Collaboration with civil society	6.80	6.40	5.54	6.36	6.00	6.36	5.93	6.11	6.53	5.48	6.78	6.43	5.66
Collaboration with the Government	7.71	7.49	6.49	7.41	6.84	7.37	6.95	6.98	7.81	7.04	7.42	7.43	6.75
Collaboration with other donors and development partners	7.54	6.95	6.92	7.37	6.78	7.11	7.64	7.30	7.05	7.09	7.29	7.32	6.86
Collaboration with the private sector	5.72	5.90	4.51	5.47	4.98	5.19	5.94	5.26	5.51	5.48	5.27	5.46	4.97
The speed in which it gets things accomplished on the ground	6.56	6.38	5.49	6.44	5.30	6.10	6.53	5.79	6.82	5.83	6.38	6.29	5.78
Being a long-term partner	7.19	7.35	6.91	7.23	6.95	7.01	7.81	6.92	7.61	7.02	7.26	7.25	6.90
To what extent does the World Bank Group's work help to achieve development results in Sudan?	6.84	6.87	5.93	6.49	6.63	6.64	6.07	6.21	7.03	6.16	6.78	6.77	5.71
The World Bank Group's program of managing trust funds and partnerships meets the needs of Sudan	5.06	4.68	4.36	4.93	4.41	4.84	4.68	4.64	5.10	4.44	5.06	5.25	3.31
The World Bank Group meets Sudan's needs for knowledge services	5.58	5.87	5.21	5.51	5.79	5.66	5.29	5.71	5.37	5.46	5.65	5.81	4.70
Are adaptable to Sudan's specific development challenges and country circumstances	6.94	7.77	7.08	7.33	7.09	7.31	7.17	7.32	7.19	7.44	7.16	7.18	7.56
Overall, how significant a contribution do you believe the WBG's knowledge work and activities make to development results in your country?	8.01	7.74	8.25	8.10	8.00	8.22	7.52	8.17	7.91	7.85	8.23	8.04	8.21
Overall, how would you rate the technical quality of the WBG's knowledge work and activities?	7.90	7.69	7.19	7.58	7.53	7.56	7.61	7.32	7.99	7.65	7.52	7.54	7.69
Where country systems are adequate, the World Bank Group makes appropriate use of them	7.58	7.29	7.80	7.64	7.67	7.62	7.76	7.48	7.95	7.90	7.48	7.48	8.21

Yellow highlight indicates significant difference between Yes and No mean.

## Appendix I: Indicator Questions as a Function of Stakeholder Group

	Employee of a Ministry			PMU/ Consultant on WBG Program			Local Government			Bilateral/ Multilateral Agency			Private Sector			Financial Sector/ Private Bank			NGO/CBO			Media			Academia			Other		
	N	Mean	SD	N	Mean	SD	N	Mean	SD	N	Mean	SD	N	Mean	SD	N	Mean	SD	N	Mean	SD	N	Mean	SD	N	Mean	SD	N	Mean	SD
Overall, please rate your impression of the World Bank Group's effectiveness in Sudan.*	44	7.07	2.57	31	6.13	2.84	8	7.25	2.71	5	5.20	1.30	14	4.29	3.20	4	6.25	1.50	30	6.40	3.02	45	6.00	3.22	17	5.24	2.66	19	4.89	2.87
Overall the World Bank Group currently plays a relevant role in development in Sudan	50	6.96	3.19	31	6.16	2.62	7	6.43	3.31	5	4.80	1.79	15	5.07	2.92	3	6.67	3.22	35	5.03	2.84	36	5.97	3.19	16	4.75	2.44	19	4.79	2.76
The WBG's work is aligned with what I consider the development priorities for Sudan*	46	7.09	2.87	31	7.03	2.06	5	7.20	1.30	5	4.20	1.79	15	5.47	3.04	3	6.33	3.06	34	5.06	2.91	38	6.61	3.37	16	4.50	3.03	18	5.89	3.20
Responsiveness to needs*	44	7.09	2.37	32	6.16	2.20	5	5.00	2.35	5	3.00	1.73	15	5.73	3.13	2	3.50	3.54	32	5.28	2.88	36	5.42	3.20	17	4.47	2.55	18	4.89	2.78
Flexibility (in terms of the institution's products and services)*	41	6.61	2.25	32	6.41	1.86	7	6.29	3.35	5	3.60	1.34	12	5.58	3.03	3	3.67	3.79	25	5.56	2.76	32	5.78	3.19	16	4.63	1.82	18	4.78	2.76
Flexibility (in terms of changing country circumstances)*	42	7.05	2.25	31	6.13	2.22	5	5.40	3.36	5	4.00	1.41	15	6.07	3.20	2	3.50	2.12	17	5.24	3.15	35	5.40	3.37	16	4.13	2.45	19	4.58	2.80
Being inclusive*	40	7.08	2.62	29	5.41	2.04	5	5.00	2.74	5	4.60	1.34	15	5.93	2.71	2	2.50	2.12	28	5.00	2.52	26	6.04	2.96	15	5.07	2.02	17	5.88	2.71
Openness (sharing data and other information)	39	6.72	2.32	29	6.55	2.21	5	5.60	2.19	5	7.00	2.24	14	6.07	2.06	3	5.00	4.00	27	5.93	2.54	34	6.62	3.43	13	4.77	3.14	19	5.58	2.91
Staff accessibility	43	7.09	2.61	32	6.75	2.21	6	8.17	1.47	5	6.20	1.10	13	5.00	2.97	2	7.50	2.12	31	5.16	3.08	34	6.38	3.68	14	5.50	2.65	19	5.47	3.10
Straightforwardness and honesty*	41	8.15	2.21	33	8.52	1.97	5	9.20	0.45	5	6.40	1.95	13	7.23	2.46	4	6.25	4.11	23	8.09	1.68	30	8.20	2.61	11	5.91	3.39	15	6.33	3.11
Ease of access to the people at the WBG who are making decisions important to my work	45	6.89	2.56	31	6.16	2.78	5	6.80	3.49	5	4.40	2.19	13	5.23	3.37	3	2.67	2.89	28	5.54	3.25	36	5.03	3.44	14	4.79	2.67	18	5.50	3.00
Collaboration with civil society	44	6.93	2.24	29	5.90	2.41	7	8.71	1.80	4	5.25	1.50	13	5.23	3.37	3	4.67	3.51	32	5.81	2.87	39	6.56	3.50	15	5.67	3.02	17	5.65	2.91
Collaboration with the Government*	45	8.18	2.25	31	7.77	1.94	5	7.40	3.13	4	4.75	0.50	14	6.71	2.53	3	7.00	4.36	32	7.13	2.42	39	6.85	3.09	16	6.38	1.63	19	6.47	2.63
Collaboration with other donors and development partners*	37	7.95	1.56	26	7.35	2.33	4	9.25	0.50	4	8.25	0.50	14	6.14	2.14	1	8.00	.	22	6.23	2.35	36	7.81	2.53	12	6.42	2.35	17	5.71	2.52
Collaboration with the private sector	34	5.82	2.74	26	5.04	2.20	4	9.00	2.00	4	3.75	2.06	15	4.40	3.02	2	3.50	3.54	25	5.68	3.21	26	4.88	2.92	14	5.50	1.91	18	4.83	2.81
The speed in which it gets things accomplished on the ground*	46	7.07	2.13	33	6.73	2.10	5	7.20	0.84	4	3.25	2.50	15	5.53	3.16	1	5.00	.	33	5.03	3.29	30	6.47	3.08	14	5.64	2.93	20	5.50	2.69
Being a long-term partner	40	7.78	2.66	30	7.37	2.80	5	8.00	2.92	4	7.00	2.00	14	6.64	3.27	1	9.00	.	29	6.55	3.81	35	7.23	3.07	15	6.67	2.85	18	6.67	2.61
To what extent does the WBG's work help to achieve development results in Sudan?*	50	7.28	2.55	33	6.67	1.90	5	4.80	2.68	5	4.60	2.19	16	5.81	4.05	3	9.67	0.58	34	6.97	2.73	41	6.24	3.11	16	4.75	1.92	19	6.42	3.49
The WBG's program of managing trust funds and partnerships meets the needs of Sudan*	37	5.41	2.88	28	5.54	2.46	8	6.50	3.42	4	5.75	2.50	9	3.56	3.50	4	7.00	4.08	27	3.44	2.47	38	4.87	3.18	14	2.50	1.91	15	4.87	3.00
The World Bank Group meets Sudan's needs for knowledge services*	44	5.77	3.21	26	5.69	2.75	8	8.00	2.62	4	6.75	2.50	12	5.75	3.11	2	1.00	0.00	16	4.56	2.94	37	6.11	3.10	14	4.07	1.98	15	4.47	2.92
Are adaptable to Sudan's specific development challenges and country circumstances	40	7.40	2.65	28	6.64	2.20	8	7.75	2.66	3	5.67	0.58	14	6.93	3.15	3	8.00	2.00	27	8.41	1.69	36	7.14	2.86	15	6.53	3.23	17	6.88	2.96
Overall, how significant a contribution do you believe the World Bank Group's knowledge work and activities make to development results in your country?*	51	8.02	2.07	31	7.61	1.84	9	8.22	2.28	4	6.75	0.50	19	7.11	3.41	5	9.80	0.45	35	8.57	2.13	38	8.47	1.98	16	6.75	2.15	21	8.86	2.13
Overall, how would you rate the technical quality of the World Bank Group's knowledge work and activities?	47	7.68	2.49	31	7.68	1.56	8	8.13	2.42	4	7.25	0.50	17	6.71	3.06	3	9.00	1.00	29	7.76	2.40	40	7.95	2.42	15	8.07	1.44	20	6.35	3.07
Where country systems are adequate, the WBG makes appropriate use of them*	39	8.00	2.33	31	7.65	2.21	6	8.67	1.37	4	3.00	2.45	15	6.87	3.00	4	8.75	1.50	21	7.48	2.75	33	8.21	2.64	10	8.50	1.35	14	6.36	2.56

\*Significantly different between stakeholder groups

## Appendix J: Sudan FY 2015 Questionnaire



### **World Bank Group Country Survey FY15 – Sudan**

The World Bank Group is interested in gauging the views of clients and partners who are either involved in development in Sudan or who observe activities related to social and economic development. The following survey will give the World Bank Group's team that works in Sudan, greater insight into how the Bank's work is perceived. This is one tool the World Bank Group uses to assess the views of its stakeholders, and to develop more effective strategies that support development in Sudan.

A local independent firm has been hired to oversee the logistics of this survey. This ensures anonymity and confidentiality. We hope you'll be candid.

Finally, the survey relates to the World Bank Group's work. The World Bank Group consists of IBRD, IDA, IFC, MIGA, and ICSID. When responding to the survey, please consider the area of the World Bank Group with which you are most familiar.

**To complete the survey, please circle/check the response that most accurately reflects your opinion. If you prefer not to answer a question, please leave it blank. If you feel that you do not have an adequate amount of information on a subject, please check "Don't know".**

**PLEASE NOTE: IN SOME CASES THE SURVEY WILL ASK FOR A SPECIFIC NUMBER OF RESPONSES. PLEASE DO NOT CHOOSE ANY MORE THAN REQUESTED. IF MORE RESPONSES ARE CHOSEN, DATA CANNOT BE INCLUDED IN ANALYSIS.**

#### **SECTION A: GENERAL ISSUES FACING SUDAN**

<b>A1. In general would you say that Sudan is headed in ... ?</b>	
1	The right direction
2	The wrong direction
3	Not sure

**SECTION A: GENERAL ISSUES**

<b>A2. Listed below are a number of development priorities in Sudan.</b>			
<b>Please identify which of the following you consider the most important development priorities in Sudan?</b>			
<b>(Choose no more than THREE)</b>			
1	Social protection (e.g., pensions, targeted social assistance)	19	Education
2	Food security	20	Poverty reduction
3	Security/stabilization/reconstruction	21	Transport (e.g., roads, bridges, transportation)
4	Public sector governance/reform (i.e., government effectiveness, public financial management, public expenditure, fiscal system reform)	22	Social cohesion
5	Global/regional integration	23	Climate change (e.g., mitigation, adaptation)
6	Gender equity	24	Agricultural development
7	Private sector development	25	Trade and exports
8	Foreign direct investment	26	Crime and violence
9	Water and sanitation	27	Economic growth
10	Energy	28	Law and justice (e.g., judicial system)
11	Regional conflict and tensions	29	Regulatory framework
12	Job creation/employment	30	Communicable/non-communicable diseases
13	Rural development	31	Local governance and institutions
14	Financial markets	32	Natural resource management (e.g., oil, gas, mining)
15	Urban development	33	Anti corruption
16	Environmental sustainability	34	Disaster management
17	Equality of opportunity (i.e., equity)	35	Information and communications technology
18	Health	36	Debt relief and access to finance

## SECTION A: GENERAL ISSUES

<b>A3. Poverty reduction is a broad term that encompasses work in many different areas.</b>			
<b>Which THREE areas of development listed below do you believe would contribute most to reducing poverty in Sudan? (Choose no more than THREE)</b>			
1	Water and sanitation	19	Security/stabilization/reconstruction
2	Equality of opportunity (i.e., equity)	20	Anti corruption
3	Economic growth	21	Private sector development
4	Climate change (e.g., mitigation, adaptation)	22	Foreign direct investment
5	Regional conflict and tensions	23	Energy
6	Global/regional integration	24	Public sector governance/reform (i.e., government effectiveness, public financial management, public expenditure, fiscal system reform)
7	Gender equity	25	Social cohesion
8	Rural development	26	Education
9	Urban development	27	Natural resource management (e.g., oil, gas, mining)
10	Regulatory framework	28	Environmental sustainability
11	Local governance and institutions	29	Health
12	Social protection (e.g., pensions, targeted social assistance)	30	Agricultural development
13	Law and justice (e.g., judicial system)	31	Disaster management
14	Transport (e.g., roads, bridges, transportation)	32	Job creation/employment
15	Crime and violence	33	Financial markets
16	Communicable/non-communicable diseases	34	Trade and exports
17	Information and communications technology	35	Food security
18	Debt relief and access to finance		

**SECTION A: GENERAL ISSUES**

**A4. The World Bank Group's "Shared Prosperity" goal captures two key elements, economic growth and equity. It will seek to foster income growth among the bottom 40 percent of a country's population. Improvement in the Shared Prosperity Indicator requires growth and well-being of the less well-off. When thinking about the idea of "shared prosperity" in your country, which of the following TWO best illustrate how this would be achieved in Sudan? (Choose no more than TWO)**

1	Better employment opportunities for young people
2	Better employment opportunities for women
3	Greater access to micro-finance for the poor
4	Debt relief and access to finance
5	Greater voice and participation for citizens to help ensure greater accountability
6	Greater access to health and nutrition for citizens
7	Better entrepreneurial opportunities (i.e., to start small and medium sized businesses)
8	Better natural resource management
9	A growing middle class
10	Better opportunity for the poor who live in rural areas
11	Better opportunity for the poor who live in urban areas
12	Better security and peace building
13	Consistent economic growth
14	More reliable social safety net
15	Greater equity of fiscal policy
16	Education and training that better ensure job opportunity
17	Better quality public services
18	Other (please specify): _____

**PLEASE NOTE: IN SOME CASES THE SURVEY WILL ASK FOR A SPECIFIC NUMBER OF RESPONSES. PLEASE DO NOT CHOOSE ANY MORE THAN REQUESTED. IF MORE RESPONSES ARE CHOSEN, DATA CANNOT BE INCLUDED IN ANALYSIS.**

**SECTION B: OVERALL ATTITUDES TOWARD THE WORLD BANK GROUP**

<b>B1. How familiar are you with the work of the World Bank Group in Sudan?</b>									
1	2	3	4	5	6	7	8	9	10
Not familiar at all								Extremely familiar	

<b>B2. Overall, please rate your impression of the World Bank Group's effectiveness in Sudan.</b>										
1	2	3	4	5	6	7	8	9	10	<input type="checkbox"/>
Not effective at all								Very effective		Don't know

<b>B3. To what extent do you believe the World Bank Group's staff is well prepared (e.g., skills and knowledge) to help Sudan solve its most complicated development challenges?</b>										
1	2	3	4	5	6	7	8	9	10	<input type="checkbox"/>
To no degree at all								To a very significant degree		Don't know

<b>B4. When thinking about how the World Bank Group can have the most impact on development results in Sudan, in which sectoral areas do you believe the World Bank Group should focus most of its resources (financial and knowledge services) in Sudan? (Choose no more than THREE)</b>			
1	Social protection (e.g., pensions, targeted social assistance)	19	Equality of opportunity (i.e., equity)
2	Security/stabilization/reconstruction	20	Regional conflict and tensions
3	Crime and violence	21	Private sector development
4	Transport (e.g., roads, bridges, transportation)	22	Water and sanitation
5	Agricultural development	23	Food security
6	Global/regional integration	24	Climate change (e.g., mitigation, adaptation)
7	Gender equity	25	Poverty reduction
8	Public sector governance/reform (i.e., government effectiveness, public financial management, public expenditure, fiscal system reform)	26	Trade and exports
9	Health	27	Economic growth
10	Rural development	28	Law and justice (e.g., judicial system)
11	Foreign direct investment	29	Local governance and institutions
12	Education	30	Regulatory framework
13	Energy	31	Communicable/non-communicable diseases
14	Social cohesion	32	Natural resource management (e.g., oil, gas, mining)
15	Job creation/employment	33	Information and communications technology
16	Financial markets	34	Anti corruption
17	Urban development	35	Disaster management
18	Environmental sustainability	36	Debt relief and access to finance

**SECTION B: OVERALL ATTITUDES TOWARD THE WORLD BANK GROUP**

<b>B5. When thinking about the World Bank Group's role, which activity do you believe is of greatest VALUE and which activity is of second greatest value in Sudan?</b>		<b>Greatest Value (Choose only ONE)</b>	<b>Second Greatest Value (Choose only ONE)</b>
1	Convening/facilitating	<input type="checkbox"/>	<input type="checkbox"/>
2	Data and statistics	<input type="checkbox"/>	<input type="checkbox"/>
3	Policy advice, studies, analyses	<input type="checkbox"/>	<input type="checkbox"/>
4	Financial resources	<input type="checkbox"/>	<input type="checkbox"/>
5	Capacity development	<input type="checkbox"/>	<input type="checkbox"/>
6	Technical assistance	<input type="checkbox"/>	<input type="checkbox"/>
7	Mobilizing third party financial resources	<input type="checkbox"/>	<input type="checkbox"/>
8	Donor coordination and policy dialogue	<input type="checkbox"/>	<input type="checkbox"/>
9	Linkage to non-Bank expertise (e.g., South-South knowledge sharing)	<input type="checkbox"/>	<input type="checkbox"/>
10	Strategy formulation (e.g., PRSP assistance)	<input type="checkbox"/>	<input type="checkbox"/>
11	Other (please specify): _____	<input type="checkbox"/>	<input type="checkbox"/>

<b>How EFFECTIVE do you believe the World Bank Group is in terms of the capacity building work it does in each of the following areas in Sudan? (If you have NO exposure to/experience in any of the areas listed below, please respond "Don't know")</b>		<b>Not effective at all</b>										<b>Very effective</b>	<b>Don't know</b>
		1	2	3	4	5	6	7	8	9	10		
<b>B6</b>	Project implementation (or other organizational strengthening)	1	2	3	4	5	6	7	8	9	10	<input type="checkbox"/>	
<b>B7</b>	Citizen engagement (incorporating citizens' voices into development)	1	2	3	4	5	6	7	8	9	10	<input type="checkbox"/>	
<b>B8</b>	Policy design (for clarity and better incentives to achieve development goals)	1	2	3	4	5	6	7	8	9	10	<input type="checkbox"/>	

<b>When thinking about how to improve capacity building in Sudan to help ensure better development results, looking forward, how IMPORTANT is it for the World Bank Group to be involved in the following aspects of capacity building? (If you have NO exposure to/experience in any of the areas listed below, please respond "Don't know")</b>		<b>Not important at all</b>										<b>Very important</b>	<b>Don't know</b>
		1	2	3	4	5	6	7	8	9	10		
<b>B9</b>	Project implementation (or other organizational strengthening)	1	2	3	4	5	6	7	8	9	10	<input type="checkbox"/>	
<b>B10</b>	Citizen engagement (incorporating citizens' voices into development)	1	2	3	4	5	6	7	8	9	10	<input type="checkbox"/>	
<b>B11</b>	Policy design (for clarity and better incentives to achieve development goals)	1	2	3	4	5	6	7	8	9	10	<input type="checkbox"/>	



**SECTION B: OVERALL ATTITUDES TOWARD THE WORLD BANK GROUP**

<b>B12. Which of the following do you identify as the World Bank Group's greatest WEAKNESSES in its work in Sudan? (Choose no more than TWO)</b>	
1	Staff too inaccessible
2	Not exploring alternative policy options
3	Not collaborating enough with stakeholders outside the Government
4	Its advice and strategies do not lend themselves to practical problem solving
5	Not enough public disclosure of its work
6	Arrogant in its approach
7	Not client focused
8	The credibility of its knowledge/data
9	World Bank Group's processes too complex
10	Not willing to honestly criticize policies and reform efforts in the country
11	Too influenced by developed countries
12	Imposing technocratic solutions without regard to political realities
13	World Bank Group's processes too slow (e.g., too bureaucratic in its operational policies and procedures)
14	Not aligned with other donors' work
15	Not aligned with country priorities
16	Not adequately sensitive to political/social realities in Sudan
17	Not focused enough on issues that are unique to post-conflict countries
18	Inadequate number of World Bank Group staff members located in the country
19	Other (please specify): _____
20	Don't know

<b>B13. Which World Bank Group's instruments do you believe are the MOST effective in reducing poverty in Sudan? (Choose no more than TWO)</b>	
1	Knowledge products/services (analytical work, studies, surveys, etc.)
2	Technical assistance (advice, best practice, international experience, etc.)
3	Capacity development
4	Trust Fund management
5	Multi-sectoral approaches
6	Co-financing arrangements (i.e., with other donors)
7	Sector-wide approaches
8	Emergency Recovery lending
9	Other (please specify): _____
10	Don't know

**SECTION B: OVERALL ATTITUDES TOWARD THE WORLD BANK GROUP**

**B14. To what extent do you believe that the World Bank Group's work and support help the poorest in Sudan? (Select only ONE response)**

1	To a fully sufficient degree
2	To a somewhat sufficient degree
3	To a somewhat insufficient degree
4	To a very insufficient degree
5	Don't know

**B15. In addition to the regular relations with the national government, which TWO of the following groups should the World Bank Group collaborate with more in your country? (Choose no more than TWO)**

1	Academia/think tanks/research institutes	9	Beneficiaries
2	Donor community	10	Foundations
3	Media	11	UN and regional peace keeping forces
4	Local Government	12	Emerging donors
5	Private sector	13	UN agencies
6	Parliament	14	Regional organizations (e.g., IGAD)
7	NGOs/Community Based Organizations (CBOs)	15	Other (please specify): _____
8	Youth/university groups	16	Don't know

**To what extent do you agree with the following statements about the World Bank Group's work in Sudan?**

		Strongly disagree										Strongly agree	Don't know
		1	2	3	4	5	6	7	8	9	10		
<b>B16</b>	Overall the World Bank Group currently plays a relevant role in development in Sudan	1	2	3	4	5	6	7	8	9	10		<input type="checkbox"/>
<b>B17</b>	The World Bank Group's work is aligned with what I consider the development priorities for Sudan	1	2	3	4	5	6	7	8	9	10		<input type="checkbox"/>
<b>B18</b>	The World Bank Group supports programs and strategies that are realistic for Sudan	1	2	3	4	5	6	7	8	9	10		<input type="checkbox"/>
<b>B19</b>	The World Bank Group treats clients and stakeholders in Sudan with respect	1	2	3	4	5	6	7	8	9	10		<input type="checkbox"/>

**SECTION B: OVERALL ATTITUDES TOWARD THE WORLD BANK GROUP**

**To what extent is the World Bank Group an effective development partner in Sudan, in terms of each of the following?**

		To no degree at all										To a very significant degree	Don't know
		1	2	3	4	5	6	7	8	9	10		
<b>B20</b>	Responsiveness to needs	1	2	3	4	5	6	7	8	9	10		<input type="checkbox"/>
<b>B21</b>	Flexibility (in terms of the institution's products and services)	1	2	3	4	5	6	7	8	9	10		<input type="checkbox"/>
<b>B22</b>	Flexibility (in terms of changing country circumstances)	1	2	3	4	5	6	7	8	9	10		<input type="checkbox"/>
<b>B23</b>	Being inclusive	1	2	3	4	5	6	7	8	9	10		<input type="checkbox"/>
<b>B24</b>	Openness (sharing data and other information)	1	2	3	4	5	6	7	8	9	10		<input type="checkbox"/>
<b>B25</b>	Staff accessibility	1	2	3	4	5	6	7	8	9	10		<input type="checkbox"/>
<b>B26</b>	Straightforwardness and honesty	1	2	3	4	5	6	7	8	9	10		<input type="checkbox"/>
<b>B27</b>	Ease of access to the people at the World Bank Group who are making decisions important to my work	1	2	3	4	5	6	7	8	9	10		<input type="checkbox"/>
<b>B28</b>	Collaboration with civil society	1	2	3	4	5	6	7	8	9	10		<input type="checkbox"/>
<b>B29</b>	Collaboration with the UN	1	2	3	4	5	6	7	8	9	10		<input type="checkbox"/>
<b>B30</b>	Collaboration with the Government	1	2	3	4	5	6	7	8	9	10		<input type="checkbox"/>
<b>B31</b>	Collaboration with other donors and development partners	1	2	3	4	5	6	7	8	9	10		<input type="checkbox"/>
<b>B32</b>	Collaboration with the private sector	1	2	3	4	5	6	7	8	9	10		<input type="checkbox"/>
<b>B33</b>	The speed in which it gets things accomplished on the ground	1	2	3	4	5	6	7	8	9	10		<input type="checkbox"/>
<b>B34</b>	Being a long-term partner	1	2	3	4	5	6	7	8	9	10		<input type="checkbox"/>

**B35. To be a more effective development partner in Sudan, do you believe that the World Bank Group should have... ? (Select only ONE response)**

<input type="checkbox"/> More local presence	<input type="checkbox"/> The current level of local presence is adequate	<input type="checkbox"/> Less local presence	<input type="checkbox"/> Don't know
--	--	--	-------------------------------------

**B36. In the past year, have you seen more, less, or just about the same level of effective collaboration between the UN and the World Bank Group in your country? (Select only ONE response)**

<input type="checkbox"/> More effective collaboration	<input type="checkbox"/> The same level of effective collaboration	<input type="checkbox"/> Less effective collaboration	<input type="checkbox"/> Don't know
---	--	---	-------------------------------------

**SECTION B: OVERALL ATTITUDES TOWARD THE WORLD BANK GROUP**

**B37. When World Bank Group assisted reform efforts fail or are slow to take place, which THREE of the following would you attribute this to? (Choose no more than THREE)**

1	The World Bank Group does not do adequate follow through/follow-up
2	There is not an adequate level of citizen/civil society participation
3	The World Bank Group is not sensitive enough to political/social realities on the ground
4	Lack of/inadequate levels of capacity in Government
5	Poor donor coordination
6	The World Bank Group works too slowly
7	The Government works inefficiently
8	Political pressures and obstacles
9	Reforms are not well thought out in light of country challenges
10	Ongoing conflict and instability
11	Inadequate funding
12	Other (please specify): _____

## SECTION C: WORLD BANK GROUP'S EFFECTIVENESS AND RESULTS

C1. In your opinion, how IMPORTANT is it for the World Bank Group to be involved in the following areas of development in Sudan?													
		Not important at all										Very important	Don't know
		1	2	3	4	5	6	7	8	9	10		
1	Crime and violence	1	2	3	4	5	6	7	8	9	10	<input type="checkbox"/>	
2	Financial markets	1	2	3	4	5	6	7	8	9	10	<input type="checkbox"/>	
3	Transport (e.g., roads, bridges, transportation)	1	2	3	4	5	6	7	8	9	10	<input type="checkbox"/>	
4	Anti corruption	1	2	3	4	5	6	7	8	9	10	<input type="checkbox"/>	
5	Regional conflict and tensions	1	2	3	4	5	6	7	8	9	10	<input type="checkbox"/>	
6	Law and justice (e.g., judicial system)	1	2	3	4	5	6	7	8	9	10	<input type="checkbox"/>	
7	Urban development	1	2	3	4	5	6	7	8	9	10	<input type="checkbox"/>	
8	Environmental sustainability	1	2	3	4	5	6	7	8	9	10	<input type="checkbox"/>	
9	Regulatory framework	1	2	3	4	5	6	7	8	9	10	<input type="checkbox"/>	
10	Information and communications technology	1	2	3	4	5	6	7	8	9	10	<input type="checkbox"/>	
11	Poverty reduction	1	2	3	4	5	6	7	8	9	10	<input type="checkbox"/>	
12	Gender equity	1	2	3	4	5	6	7	8	9	10	<input type="checkbox"/>	
13	Private sector development	1	2	3	4	5	6	7	8	9	10	<input type="checkbox"/>	
14	Foreign direct investment	1	2	3	4	5	6	7	8	9	10	<input type="checkbox"/>	
15	Local governance and institutions	1	2	3	4	5	6	7	8	9	10	<input type="checkbox"/>	
16	Water and sanitation	1	2	3	4	5	6	7	8	9	10	<input type="checkbox"/>	
17	Trade and exports	1	2	3	4	5	6	7	8	9	10	<input type="checkbox"/>	
18	Economic growth	1	2	3	4	5	6	7	8	9	10	<input type="checkbox"/>	
19	Energy	1	2	3	4	5	6	7	8	9	10	<input type="checkbox"/>	
20	Disaster management	1	2	3	4	5	6	7	8	9	10	<input type="checkbox"/>	
21	Public sector governance/reform (i.e., government effectiveness, public financial management, public expenditure, fiscal system reform)	1	2	3	4	5	6	7	8	9	10	<input type="checkbox"/>	
22	Job creation/employment	1	2	3	4	5	6	7	8	9	10	<input type="checkbox"/>	
23	Social cohesion	1	2	3	4	5	6	7	8	9	10	<input type="checkbox"/>	
24	Communicable/non-communicable diseases	1	2	3	4	5	6	7	8	9	10	<input type="checkbox"/>	
25	Equality of opportunity (i.e., equity)	1	2	3	4	5	6	7	8	9	10	<input type="checkbox"/>	
26	Health	1	2	3	4	5	6	7	8	9	10	<input type="checkbox"/>	
27	Rural development	1	2	3	4	5	6	7	8	9	10	<input type="checkbox"/>	
28	Global/regional integration	1	2	3	4	5	6	7	8	9	10	<input type="checkbox"/>	
29	Food security	1	2	3	4	5	6	7	8	9	10	<input type="checkbox"/>	
30	Natural resource management (e.g., oil, gas, mining)	1	2	3	4	5	6	7	8	9	10	<input type="checkbox"/>	
31	Security/stabilization/reconstruction	1	2	3	4	5	6	7	8	9	10	<input type="checkbox"/>	
32	Social protection (e.g., pensions, targeted social assistance)	1	2	3	4	5	6	7	8	9	10	<input type="checkbox"/>	
33	Climate change (e.g., mitigation, adaptation)	1	2	3	4	5	6	7	8	9	10	<input type="checkbox"/>	
34	Agricultural development	1	2	3	4	5	6	7	8	9	10	<input type="checkbox"/>	
35	Education	1	2	3	4	5	6	7	8	9	10	<input type="checkbox"/>	
36	Debt relief and access to finance	1	2	3	4	5	6	7	8	9	10	<input type="checkbox"/>	

## SECTION C: WORLD BANK GROUP'S EFFECTIVENESS AND RESULTS

**C2. How EFFECTIVE do you believe the World Bank Group is in terms of the work it does in the following areas of development in Sudan?** (If you have NO exposure to/experience in working in any of the sectors listed below, please respond "Don't know")

		Not effective at all										Very effective	Don't know
		1	2	3	4	5	6	7	8	9	10		
1	Anti corruption	1	2	3	4	5	6	7	8	9	10		<input type="checkbox"/>
2	Information and communications technology	1	2	3	4	5	6	7	8	9	10		<input type="checkbox"/>
3	Transport (e.g., roads, bridges, transportation)	1	2	3	4	5	6	7	8	9	10		<input type="checkbox"/>
4	Crime and violence	1	2	3	4	5	6	7	8	9	10		<input type="checkbox"/>
5	Regional conflict and tensions	1	2	3	4	5	6	7	8	9	10		<input type="checkbox"/>
6	Law and justice (e.g., judicial system)	1	2	3	4	5	6	7	8	9	10		<input type="checkbox"/>
7	Urban development	1	2	3	4	5	6	7	8	9	10		<input type="checkbox"/>
8	Environmental sustainability	1	2	3	4	5	6	7	8	9	10		<input type="checkbox"/>
9	Regulatory framework	1	2	3	4	5	6	7	8	9	10		<input type="checkbox"/>
10	Communicable/non-communicable diseases	1	2	3	4	5	6	7	8	9	10		<input type="checkbox"/>
11	Poverty reduction	1	2	3	4	5	6	7	8	9	10		<input type="checkbox"/>
12	Gender equity	1	2	3	4	5	6	7	8	9	10		<input type="checkbox"/>
13	Private sector development	1	2	3	4	5	6	7	8	9	10		<input type="checkbox"/>
14	Foreign direct investment	1	2	3	4	5	6	7	8	9	10		<input type="checkbox"/>
15	Local governance and institutions	1	2	3	4	5	6	7	8	9	10		<input type="checkbox"/>
16	Water and sanitation	1	2	3	4	5	6	7	8	9	10		<input type="checkbox"/>
17	Trade and exports	1	2	3	4	5	6	7	8	9	10		<input type="checkbox"/>
18	Economic growth	1	2	3	4	5	6	7	8	9	10		<input type="checkbox"/>
19	Energy	1	2	3	4	5	6	7	8	9	10		<input type="checkbox"/>
20	Disaster management	1	2	3	4	5	6	7	8	9	10		<input type="checkbox"/>
21	Public sector governance/reform (i.e., government effectiveness, public financial management, public expenditure, fiscal system reform)	1	2	3	4	5	6	7	8	9	10		<input type="checkbox"/>
22	Job creation/employment	1	2	3	4	5	6	7	8	9	10		<input type="checkbox"/>
23	Social cohesion	1	2	3	4	5	6	7	8	9	10		<input type="checkbox"/>
24	Financial markets	1	2	3	4	5	6	7	8	9	10		<input type="checkbox"/>
25	Equality of opportunity (i.e., equity)	1	2	3	4	5	6	7	8	9	10		<input type="checkbox"/>
26	Health	1	2	3	4	5	6	7	8	9	10		<input type="checkbox"/>
27	Rural development	1	2	3	4	5	6	7	8	9	10		<input type="checkbox"/>
28	Global/regional integration	1	2	3	4	5	6	7	8	9	10		<input type="checkbox"/>
29	Food security	1	2	3	4	5	6	7	8	9	10		<input type="checkbox"/>
30	Education	1	2	3	4	5	6	7	8	9	10		<input type="checkbox"/>
31	Security/stabilization/reconstruction	1	2	3	4	5	6	7	8	9	10		<input type="checkbox"/>
32	Social protection (e.g., pensions, targeted social assistance)	1	2	3	4	5	6	7	8	9	10		<input type="checkbox"/>
33	Climate change (e.g., mitigation, adaptation)	1	2	3	4	5	6	7	8	9	10		<input type="checkbox"/>
34	Agricultural development	1	2	3	4	5	6	7	8	9	10		<input type="checkbox"/>
35	Natural resource management (e.g., oil, gas, mining)	1	2	3	4	5	6	7	8	9	10		<input type="checkbox"/>
36	Debt relief and access to finance	1	2	3	4	5	6	7	8	9	10		<input type="checkbox"/>

**SECTION C: WORLD BANK GROUP'S EFFECTIVENESS AND RESULTS**

**C3. Where are the World Bank Group's decisions made primarily that support the program in Sudan? (Select only ONE response)**

1	At the Headquarters (in Washington D.C.)
2	In the country
3	Don't know

**C4. To what extent does the World Bank Group's work help to achieve development results in Sudan?**

1	2	3	4	5	6	7	8	9	10	<input type="checkbox"/>
To no degree at all									To a very significant degree	Don't know

**C5. To what extent does the World Bank Group help to build/strengthen existing country systems (e.g., procurement, financial management, etc.) in Sudan?**

1	2	3	4	5	6	7	8	9	10	<input type="checkbox"/>
To no degree at all									To a very significant degree	Don't know

**To what extent do you agree with the following statements about the World Bank Group in Sudan?**

		Strongly disagree										Strongly agree	Don't know
C6	The World Bank Group’s program of managing trust funds and partnerships meets the needs of Sudan	1	2	3	4	5	6	7	8	9	10	<input type="checkbox"/>	
C7	The World Bank Group meets Sudan’s needs for knowledge services (e.g., research, analysis, data, technical assistance)	1	2	3	4	5	6	7	8	9	10	<input type="checkbox"/>	

**C8. To what extent do you believe the World Bank Group measures and corrects its work in real time in Sudan?**

1	2	3	4	5	6	7	8	9	10	<input type="checkbox"/>
To no degree at all									To a very significant degree	Don't know

**PLEASE NOTE: IN SOME CASES THE SURVEY WILL ASK FOR A SPECIFIC NUMBER OF RESPONSES. PLEASE DO NOT CHOOSE ANY MORE THAN REQUESTED. IF MORE RESPONSES ARE CHOSEN, DATA CANNOT BE INCLUDED IN ANALYSIS.**

## SECTION D: THE WORLD BANK GROUP'S KNOWLEDGE WORK AND ACTIVITIES (i.e., ANALYSIS, STUDIES, RESEARCH, DATA, REPORTS, CONFERENCES)

<b>D1. How frequently do you consult World Bank Group's knowledge work and activities in the work you do?</b>	
1	Weekly
2	Monthly
3	A few times a year
4	Rarely
5	Never

In Sudan, to what extent do you believe that the World Bank Group’s knowledge work and activities:													
		To no degree at all								To a very significant degree		Don't know	
D2	Are timely	1	2	3	4	5	6	7	8	9	10	<input type="checkbox"/>	
D3	Include appropriate level of stakeholder involvement during preparation	1	2	3	4	5	6	7	8	9	10	<input type="checkbox"/>	
D4	Lead to practical solutions	1	2	3	4	5	6	7	8	9	10	<input type="checkbox"/>	
D5	Are accessible (well written and easy to understand)	1	2	3	4	5	6	7	8	9	10	<input type="checkbox"/>	
D6	Are source of relevant information on global good practices	1	2	3	4	5	6	7	8	9	10	<input type="checkbox"/>	
D7	Are adequately disseminated	1	2	3	4	5	6	7	8	9	10	<input type="checkbox"/>	
D8	Are translated enough into local language	1	2	3	4	5	6	7	8	9	10	<input type="checkbox"/>	
D9	Are adaptable to Sudan’s specific development challenges and country circumstances	1	2	3	4	5	6	7	8	9	10	<input type="checkbox"/>	

<b>D10. Overall, how significant a contribution do you believe the World Bank Group's knowledge work and activities make to development results in your country?</b>												
1	2	3	4	5	6	7	8	9	10			<input type="checkbox"/>
Not significant at all									Very significant		Don't know	

<b>D11. Overall, how would you rate the technical quality of the World Bank Group's knowledge work and activities?</b>												
1	2	3	4	5	6	7	8	9	10			<input type="checkbox"/>
Very low technical quality									Very high technical quality		Don't know	



**SECTION E: WORKING WITH THE WORLD BANK GROUP**

To what extent do you agree/disagree with the following statements?													
		Strongly disagree										Strongly agree	Don't know
E1	The World Bank Group disburses funds promptly	1	2	3	4	5	6	7	8	9	10	<input type="checkbox"/>	
E2	The World Bank Group effectively monitors and evaluates the projects and programs it supports	1	2	3	4	5	6	7	8	9	10	<input type="checkbox"/>	
E3	The World Bank Group’s approvals and reviews are done in a timely fashion	1	2	3	4	5	6	7	8	9	10	<input type="checkbox"/>	
E4	The World Bank Group’s “Safeguard Policy” requirements are reasonable	1	2	3	4	5	6	7	8	9	10	<input type="checkbox"/>	
E5	The World Bank Group takes decisions quickly in Sudan	1	2	3	4	5	6	7	8	9	10	<input type="checkbox"/>	
E6	Working with the World Bank Group increases Sudan’s institutional capacity	1	2	3	4	5	6	7	8	9	10	<input type="checkbox"/>	
E7	Where country systems (e.g., procurement, financial management, etc.) are adequate, the World Bank Group makes appropriate use of them	1	2	3	4	5	6	7	8	9	10	<input type="checkbox"/>	
E8	The World Bank Group provides effective implementation support (i.e., supervision of projects)	1	2	3	4	5	6	7	8	9	10	<input type="checkbox"/>	

<b>E9. To what extent do you believe that the World Bank Group's work helps to find solutions that promote private public partnerships in Sudan?</b>												
1	2	3	4	5	6	7	8	9	10			<input type="checkbox"/>
To no degree at all									To a very significant degree		Don't know	

<b>E10. Which of the following best describes the way the World Bank Group operates in Sudan? (Select only one response)</b>												
1	The World Bank Group takes too much risk in Sudan											
2	The World Bank Group does not take enough risk in Sudan											
3	The World Bank Group's approach to risk is appropriate											
4	Don't know											

<b>E11. Which of the following best describes the WBG's support in Sudan? (Select only one response)</b>												
1	The World Bank Group is sufficiently selective and focuses on the most important development challenges in Sudan											
2	The World Bank Group is not sufficiently selective in Sudan, and it is involved in too many areas of development											
3	Don't know											

<b>E12. To what extent do you believe the World Bank Group is adequately staffed in Sudan?</b>												
1	2	3	4	5	6	7	8	9	10			<input type="checkbox"/>
To no degree at all									To a very significant degree		Don't know	

## SECTION F: THE MULTI PARTNER/DONOR TRUST FUND IN SUDAN AS MANAGED BY THE WORLD BANK

<b>F1. Which of the following best describe what you consider the greatest STRENGTHS of the Multi Donor Trust Fund in Sudan? (Choose no more than TWO)</b>	
1	The donors worked collaboratively with the government
2	The donors were well coordinated
3	There was an adequate level of communication and sharing of results amongst all players (government, World Bank, donors)
4	The Trust Fund's development priorities were aligned with country development priorities
5	The level of resources distributed was sufficient
6	The Trust Fund was adequately staffed
7	The Trust Fund adequately took into consideration voices from outside of government
8	Don't know
9	Other (please specify): _____

<b>F2. Which of the following best describe what you consider the greatest WEAKNESSES of the Multi Donor Trust Fund in Sudan? (Choose no more than TWO)</b>	
1	The Trust Fund was not adequately staffed
2	The level of resources distributed was too low
3	There was an inadequate level of communication and sharing of results amongst all players (government, World Bank, donors)
4	The Trust Fund's development priorities were not aligned with country development priorities
5	The donors were not well coordinated
6	The donors did not work collaboratively with the government
7	The Trust Fund did not adequately take into consideration voices from outside of government
8	Don't know
9	Other (please specify): _____

**SECTION G: THE FUTURE ROLE OF THE WORLD BANK GROUP IN SUDAN**

<b>G1. Which of the following SHOULD the World Bank Group do to make itself of greater value in Sudan? (Choose no more than TWO)</b>	
1	Provide more adequate data/knowledge/statistics/figures on Sudan's economy
2	Ensure greater selectivity in its work
3	Offer more innovative financial (non-lending) products (e.g., credit buy back/buy down)
4	Improve the competitiveness of its financing compared to markets (e.g., cost, timeliness, other terms)
5	Reach out more to groups outside of Government
6	Mobilize third party financial resources (e.g., attract more trust funds and partnerships)
7	Work faster
8	Improve the quality of its experts as related to Sudan's specific challenges
9	Offer more innovative knowledge services
10	Collaborate more effectively with Government clients (e.g., national, state, local)
11	Increase the level of capacity development in the country
12	Reduce the complexity of obtaining World Bank Group financing
13	Increase availability of Fee-Based services
14	Increase the level of World Bank Group staffing in Sudan's office
15	Other (please specify): _____

<b>G2. When considering the combination of services that the World Bank Group offers in Sudan, and taking into account its limited level of resources, which ONE of the following do you believe the World Bank Group should offer more of in Sudan? (Select only ONE response)</b>	
1	Leveraging more resources from trust funds
2	Knowledge products
3	Convening services
4	None of the above
5	The combination is appropriate for Sudan
6	Don't know

**SECTION H: COMMUNICATION AND INFORMATION SHARING****H1. How do you get most of your information about economic and social development issues in Sudan? (Choose no more than TWO)**

1	Periodicals	6	International television
2	International newspapers	7	Local newspapers
3	Local radio	8	Internet
4	International radio	9	Social media (blogs, Facebook, Twitter, YouTube, Flickr)
5	Local television	10	Other (please specify): _____

**H2. How would you prefer to receive information from the World Bank Group? (Choose no more than TWO)**

1	Direct contact with World Bank Group (i.e., face to face meetings/discussions)	5	World Bank Group's website
		6	Social media (blogs, Facebook, Twitter, YouTube, Flickr)
2	e-Newsletters	7	Mobile phones
3	World Bank Group's seminars/workshops/conferences	8	The World Bank's Information Center for Development located at the University of Khartoum
4	World Bank Group's publications and other written materials	9	Other (please specify): _____

<b>H3</b>	Are you aware of the World Bank Group's Access to Information Policy under which the Bank will now disclose any information in its possession that is not on a list of exceptions?	<b>Yes</b>	<b>No</b>
<b>H4</b>	Have you requested information from the World Bank Group on its activities in the past year? (If YES please go to Question H5; if NO please go to H6)	<b>Yes</b>	<b>No</b>
<b>H5</b>	Were you able to obtain this information?	<b>Yes</b>	<b>No</b>
<b>H6</b>	Do you have access to the Internet?	<b>Yes</b>	<b>No</b>
<b>H7</b>	Do you use/have you used the World Bank Group website?	<b>Yes</b>	<b>No</b>

**H8. Which Internet connection do you use primarily when visiting a World Bank Group website?**

1	High speed/WiFi
2	Dial-up

**Please rate how much you agree with the following statements.**

		Strongly disagree										Strongly agree	Don't know
<b>H9</b>	I find the World Bank Group's websites easy to navigate. (Only answer if you have used a World Bank Group website)	1	2	3	4	5	6	7	8	9	10		<input type="checkbox"/>
<b>H10</b>	I find the information on the World Bank Group's websites useful. (Only answer if you have used a World Bank Group website)	1	2	3	4	5	6	7	8	9	10		<input type="checkbox"/>
<b>H11</b>	The World Bank Group's social media channels (e.g., blogs, Facebook, Twitter, YouTube, Flickr) are valuable sources of information about the institution	1	2	3	4	5	6	7	8	9	10		<input type="checkbox"/>
<b>H12</b>	When I need information from the World Bank Group I know how to find it (e.g., whom to call, where to reach them, etc.)	1	2	3	4	5	6	7	8	9	10		<input type="checkbox"/>
<b>H13</b>	The World Bank Group is responsive to my information requests and inquiries	1	2	3	4	5	6	7	8	9	10		<input type="checkbox"/>

**SECTION I: BACKGROUND INFORMATION**

<b>I1. Which of the following best describes your current position? (Select only ONE response)</b>			
1	Office of the President	11	NGO/Community Based Organization
2	Office of Minister	12	Media (press, radio, TV, web, etc.)
3	Office of Parliamentarian	13	Independent Government Institution (i.e., Regulatory Agency, Central Bank/oversight institution)
4	Employee of a Ministry, Ministerial Department or Implementation Agency	14	Trade Union
5	Project Management Unit (PMU) overseeing implementation of project/ Consultant/Contractor working on World Bank Group supported project/program	15	Faith-Based Group
6	Local Government Office or Staff	16	Youth Group
7	Bilateral/Multilateral Agency	17	Academia/Research Institute/Think Tank
8	Private Sector Organization	18	Judiciary Branch
9	Private Foundation	19	Other (please specify): _____
10	Financial Sector/Private Bank		

<b>I2. Please identify the primary specialization of your work. (Select only ONE response)</b>			
1	Water	12	Gender
2	Social protection and labor	13	Transport and ICT
3	Fragility, conflict and violence	14	Urban, rural, and social development
4	Environment and natural resources	15	Governance
5	Public-private partnerships	16	Poverty
6	Education	17	Jobs
7	Health, nutrition, and population	18	Agriculture
8	Energy and extractives	19	Climate change
9	Macroeconomics and fiscal management	20	Generalist (specialized in multiple sectors)
10	Trade and competitiveness	21	Other (please specify): _____
11	Finance and markets		

<b>I3. Which one of the following best describes your level of interaction with the World Bank Group in your country? (Select only ONE response)</b>	
1	I currently collaborate with the World Bank Group
2	I have previously collaborated with the World Bank Group
3	Both of the above (I currently collaborate and previously have collaborated with the World Bank Group)
4	I have never collaborated with the World Bank Group

**SECTION I: BACKGROUND INFORMATION****I4. Which of the following describes most of your exposure to the World Bank Group in Sudan?  
(Choose no more than TWO)**

1	Observer (i.e., follow in media, discuss in informal conversations, etc.)
2	Use World Bank Group reports/data
3	Engage in World Bank Group related/sponsored events/activities
4	Collaborate as part of my professional duties
5	Use World Bank Group website for information, data, research, etc.

**I5. What's your gender?**

1	Female
2	Male

**I6. Which best represents your geographic location?**

1	Central Sudan (Khartoum, Gezira, Sennar, Blue Nile, and White Nile States)
2	Northern Sudan (Nile and Northern States)
3	Eastern Sudan (Gedarif, Kassala, and Red Sea States)
4	Western Sudan (North Kordofan, West Kordofan, and South Kordofan States)

**Thank you for completing the survey!**