

FY 2016 Honduras Country Opinion Survey Report

THE WORLD BANK GROUP

Public Opinion Research Group



WORLD BANK GROUP

August 2016



Acknowledgements

The Honduras Country Opinion Survey is part of the Country Opinion Survey Program series of the World Bank Group. This report was prepared by the Public Opinion Research Group (PORG) team led by Sharon Felzer (Senior Communications Officer, Head of PORG), Svetlana Markova, Jessica Cameron, Jing Guo, Calita Woods, and Isabel Tepedino. Dania Mendoza and Noreen Wambui provided data support. The report was prepared under the overall guidance and supervision of Sumir Lal (Director, ECRGP). PORG acknowledges the significant contribution from the Honduras country team and the local fielding agency Le Vote. In particular, PORG is grateful for the support from Maria Angels Maso Amigo (Communications Officer), who coordinated the survey related activities from San Salvador, El Salvador.



Country Opinion Surveys
THE WORLD BANK GROUP



Table of Contents

I. Objectives	3
II. Methodology.....	3
III. Demographics of the Sample.....	4
IV. General Issues Facing Honduras	9
V. Overall Attitudes toward the World Bank Group.....	14
VI. Sectoral Effectiveness.....	22
VII. How the World Bank Group Operates	26
VIII. World Bank Group's Knowledge and Instruments	32
IX. The Future Role of the World Bank Group in Honduras	36
X. Communication and Outreach	39
XI. Appendices.....	42





I. Objectives

This survey was designed to assist the World Bank Group (WBG) in gaining a better understanding of how stakeholders in Honduras perceive the WBG. The survey explored:

- *General Issues Facing Honduras*
- *Overall Attitudes toward the World Bank Group*
- *World Bank Group's Effectiveness and Results*
- *The World Bank Group's Knowledge Work and Activities*
- *Working with the World Bank Group*
- *The Future Role of the World Bank Group in Honduras*
- *Communication and Information Sharing*
- *Background Information*

II. Methodology

From November 2015 to January 2016, 360 stakeholders of the WBG in Honduras were invited to provide their opinions on the WBG's work in the country by participating in a country opinion survey. Participants were drawn from the Office of the President, Prime Minister; office of a minister; office of a parliamentarian; ministries/ministerial departments/implementation agencies; Project Management Units (PMUs) overseeing implementation of WBG projects; consultants/contractors working on WBG-supported projects/programs; local governments; bilateral/multilateral agencies; private sector organizations; private foundations; the financial sector/private banks; NGOs/community based organizations; the media; independent government institutions; trade unions; faith-based groups; youth groups; academia/research institutes/think tanks; the judiciary branch; and other organizations. A total of 180 stakeholders participated in the survey (50% response rate).

Some respondents completed the survey with the presence of a representative of the independent fielding agency; others received and completed the questionnaire online. Respondents were asked about: general issues facing Honduras; their overall attitudes toward the WBG; the WBG's effectiveness and results; the WBG's knowledge work and activities; working with the WBG; the WBG's future role in Honduras; and the WBG's communication and information sharing.

Every country that engages in the Country Opinion Survey must include specific indicator questions that will be aggregated for the World Bank Group's annual Corporate Scorecard. These questions are identified throughout the survey report.

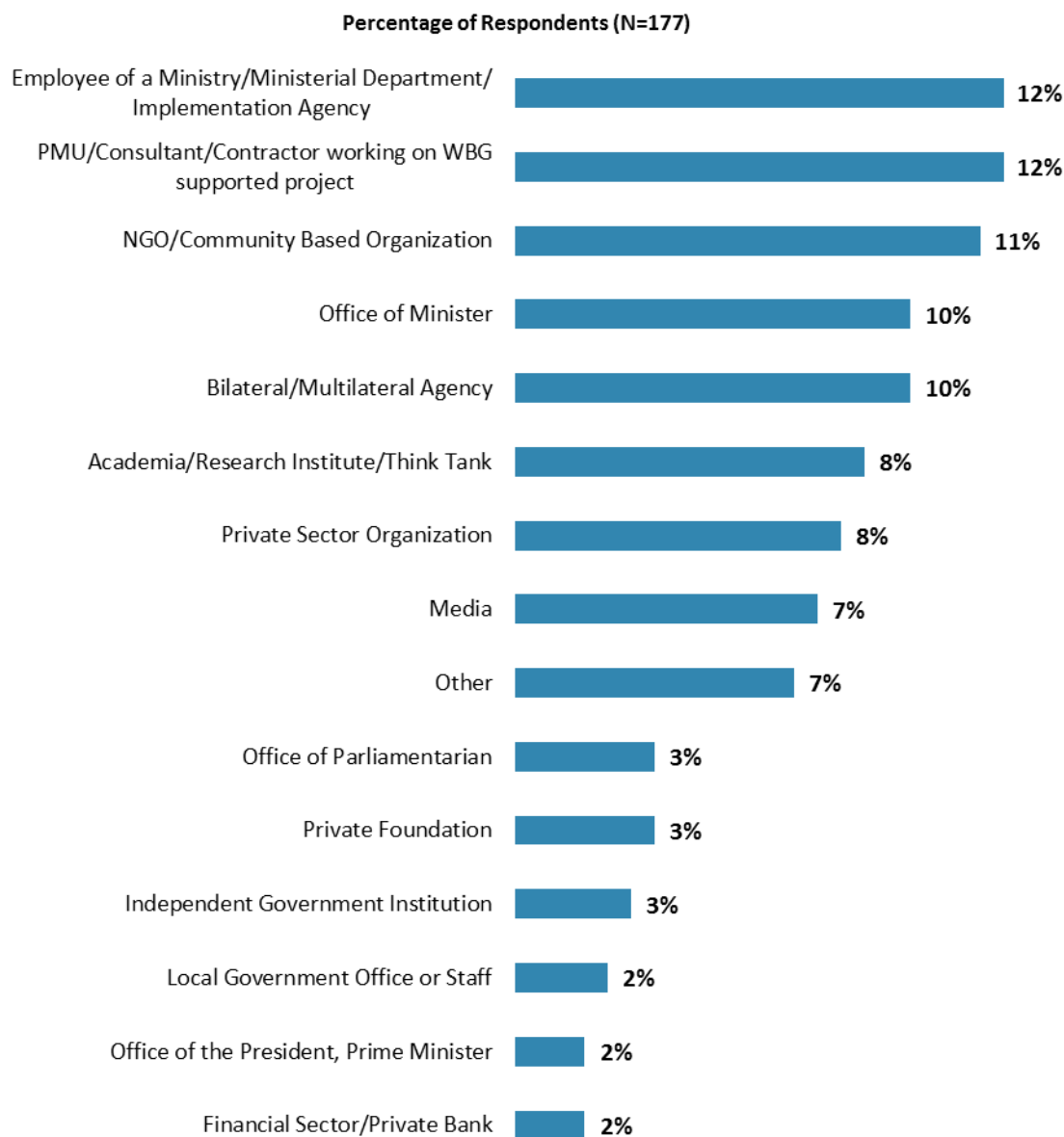
The results in this year's Country Survey were compared to those in the Country Survey conducted in FY'13 (response rate is 43%, N=130). Data were weighted to reach the same stakeholder composition in two years, which allows for year comparisons. Stakeholder groups which were not present in both fiscal years were not included in the comparison. Respondents who belonged to the "other" stakeholder category were not included either. As a result, mean ratings, percentages of respondents, and the total number of respondents in both years are slightly different from those of the original data reported in the FY'13 COS report and the non-weighted data presented in appendices A, B, C, and E. For the weighted stakeholder breakdown and year comparison results, please refer to Appendix D (page 86).



III. Demographics of the Sample

Current Position

- For further analyses, respondents from the Office of the President/Prime Minister were combined with respondents from the office of a minister; respondents from the financial sector/private banks were combined with those from private sector organizations; and respondents from NGOs/community based organizations and private foundations were combined in the “CSO” category. Few respondents from the office of a parliamentarian, local governments, and independent government institutions were included in the “Other” category. Note that there were no respondents from trade unions, faith-based groups, youth groups, and the judiciary branch.

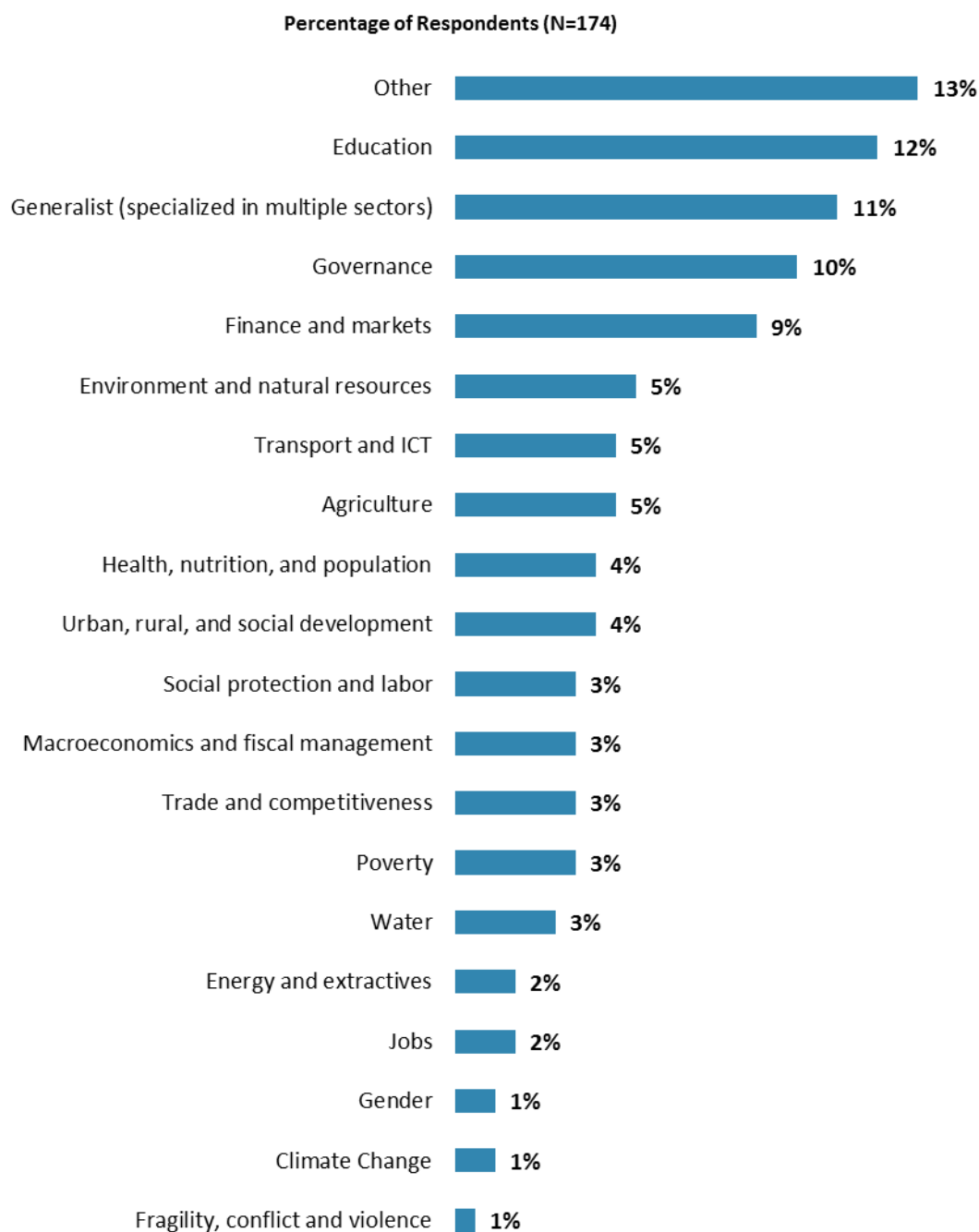


“Which of the following best describes your current position?” (Respondents chose from a list.)



III. Demographics of the Sample (continued)

Area of Primary Specialization



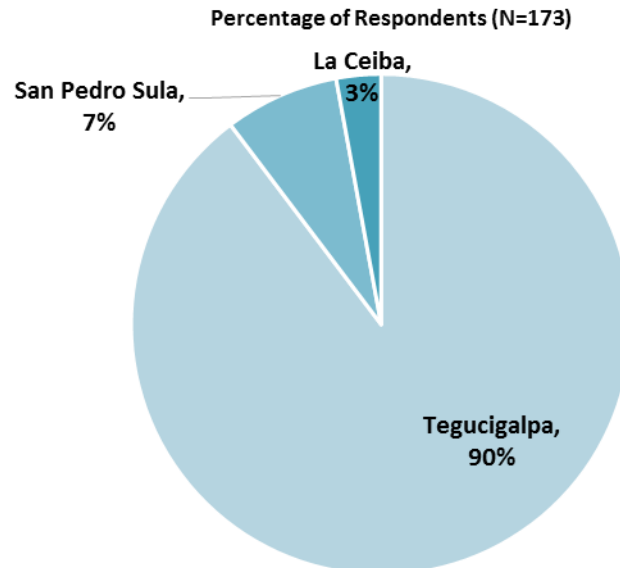
"Please identify the primary specialization of your work." (Respondents chose from a list.)



III. Demographics of the Sample (continued)

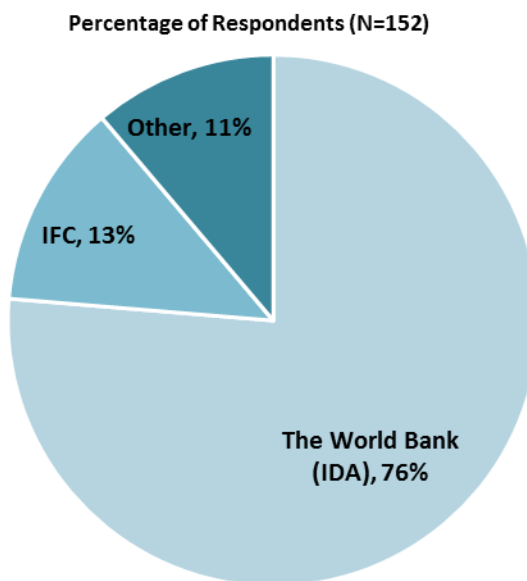
Geographic Locations

- **Note:** Because of the small number of respondents from San Pedro Sula and La Ceiba, analyses comparing geographic locations would not be statistically reliable and, therefore, were not conducted.



"Which best represents your geographic location?" (Respondents chose from a list.)
(Note: no respondents chose "Comayagua")

Exposure to Agencies within the World Bank Group



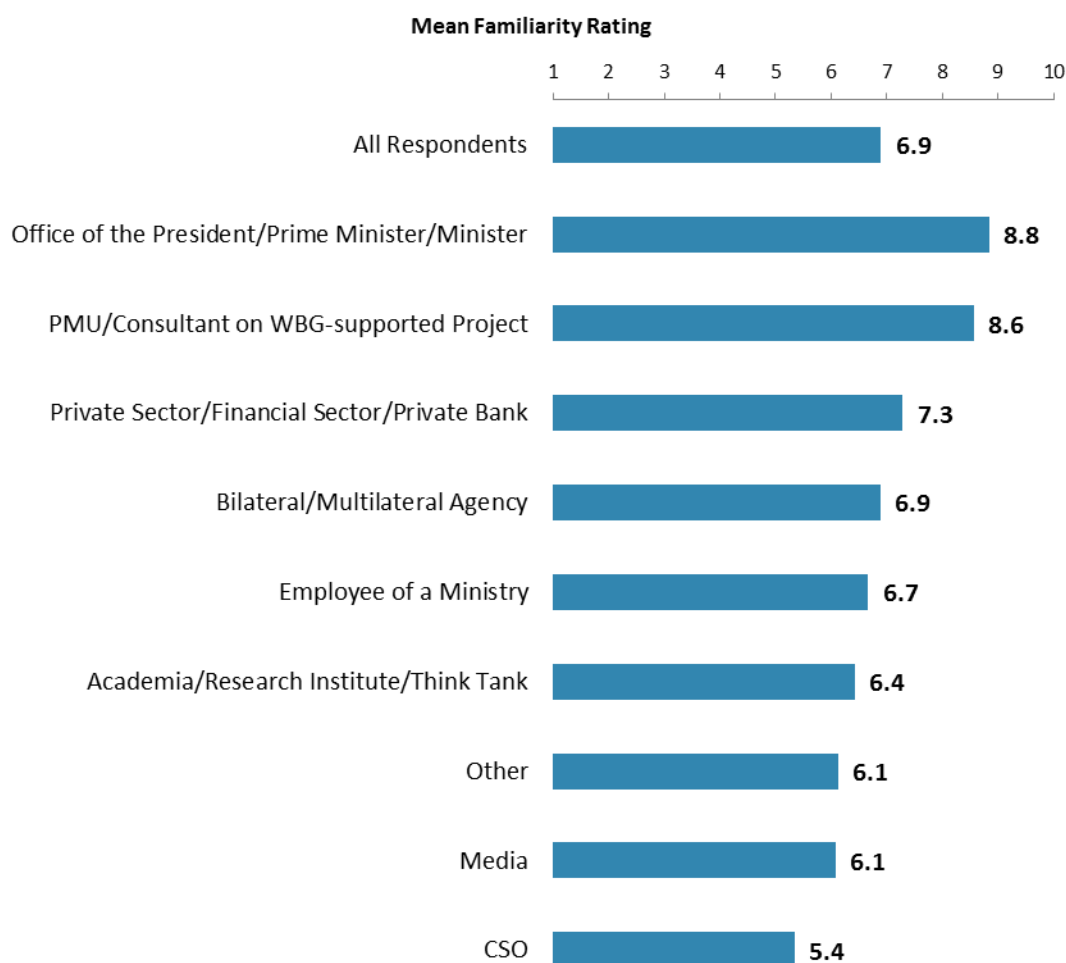
"Which of the following agencies of the World Bank Group do you primarily engage with in Honduras?" (Respondents chose from a list.) (Note: no respondents chose "MIGA")



III. Demographics of the Sample (continued)

Familiarity with the World Bank Group

- **Year comparison:** Respondents in this year's Country Survey indicated significantly higher levels of familiarity with the WBG compared to respondents from the FY'13 Country Survey (weighted mean in FY'16 = 6.9; weighted mean in FY'13 = 5.7)¹.
- Respondents' levels of familiarity with the WBG were significantly, strongly correlated with their ratings of the WBG's overall effectiveness in Honduras, and significantly, moderately correlated with the extent to which the WBG plays a relevant role in development in Honduras, and the extent to which the WBG contributes to the country's development results.



"How familiar are you with the work of the World Bank Group in Honduras?"
(1 - "Not familiar at all", 10 - "Extremely familiar")

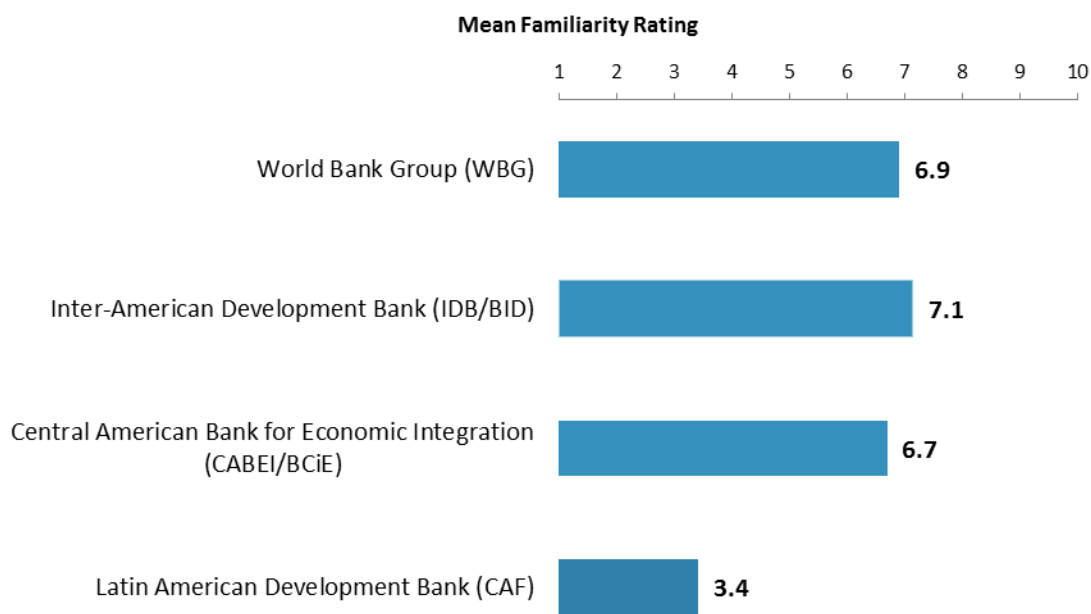
¹ Please refer to Appendix D (page 86) for more details on weighting. Means in the chart were calculated based on un-weighted data.



III. Demographics of the Sample (continued)

Familiarity with the World Bank Group and Other Development Banks

- Respondents indicated statistically similar levels of familiarity with the WBG, the IDB, and the CABEL, whereas they were significantly more familiar with the WBG than with the CAF.



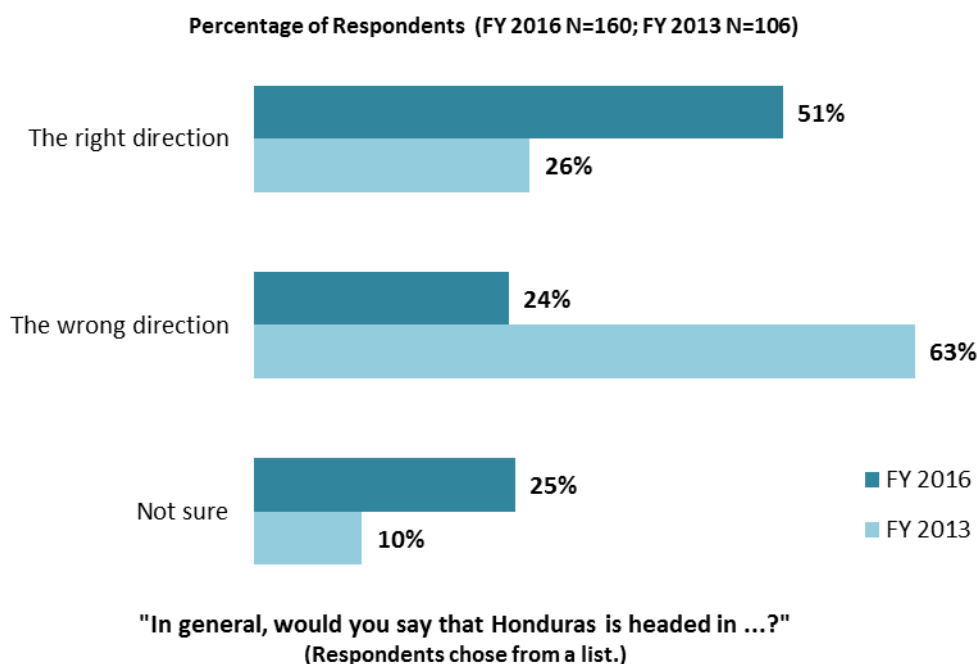
"How familiar are you with the work of these organizations in Honduras?"
(1 - "Not familiar at all", 10 - "Extremely familiar")



IV. General Issues Facing Honduras

Headed in the Right Direction²

- **Year comparison:** This year's respondents were significantly more likely to believe that Honduras is headed in the right direction compared to respondents in the FY'13 Country Survey.
- **Stakeholder groups:** In this year's Country Survey, respondents from the Office of the President/Prime Minister/Minister and employees of ministries were significantly more likely to indicate that Honduras is headed in the right direction, while respondents from CSOs and the media were significantly less positive about the prospect of Honduras.



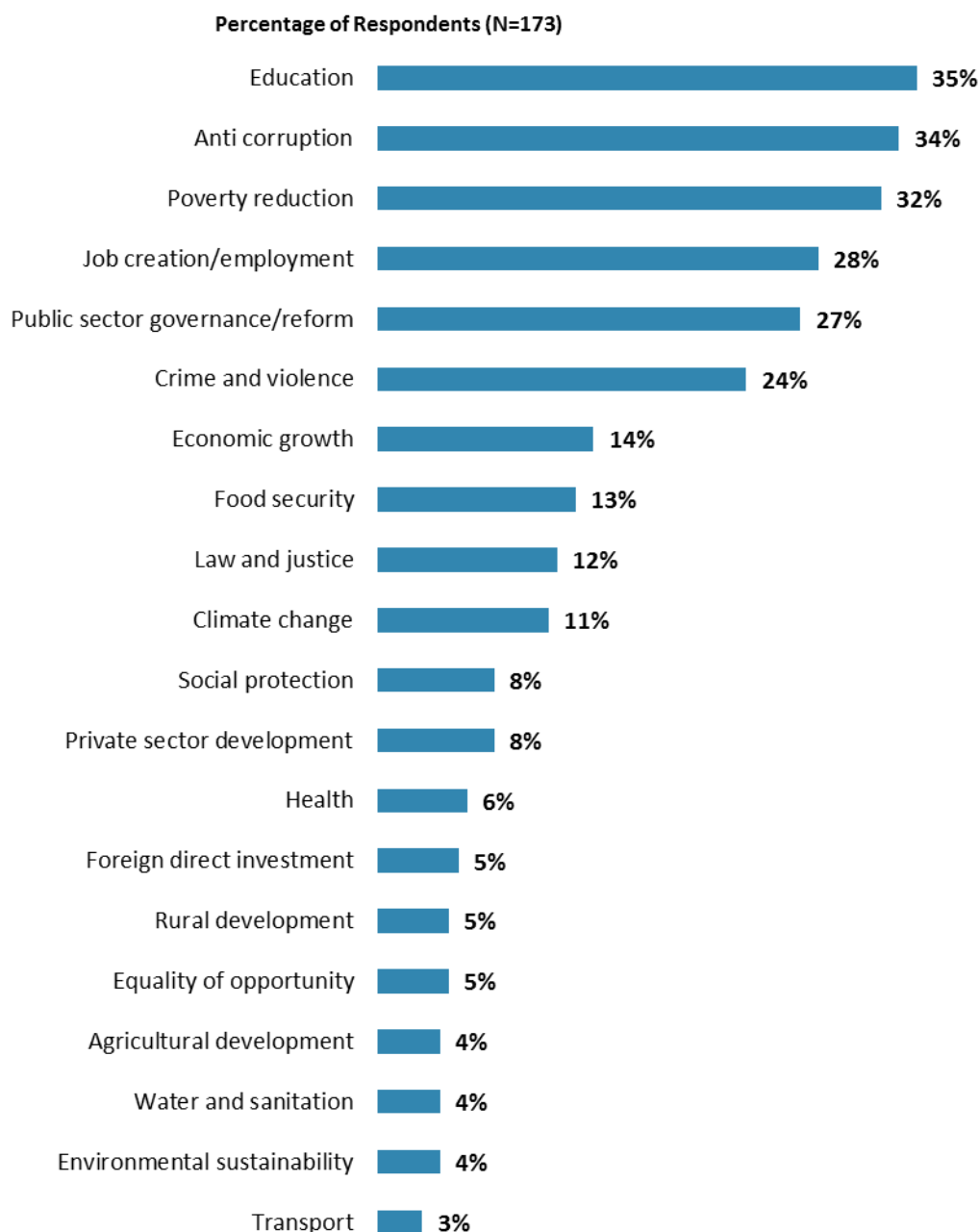
² Percentages presented in the chart were calculated based on weighted data from the FY 2016 and FY 2013 Country Surveys. Please refer to Appendix D for more details on weighting.



IV. General Issues Facing Honduras (continued)

Development Priority

- **Year comparison:** Respondents in the previous FY'13 Country Survey indicated that the most important development priorities in Honduras were “*education*” (85%), “*anti-corruption*” (48%), “*job creation/employment*” (39%), and “*crime and violence*” (38%).

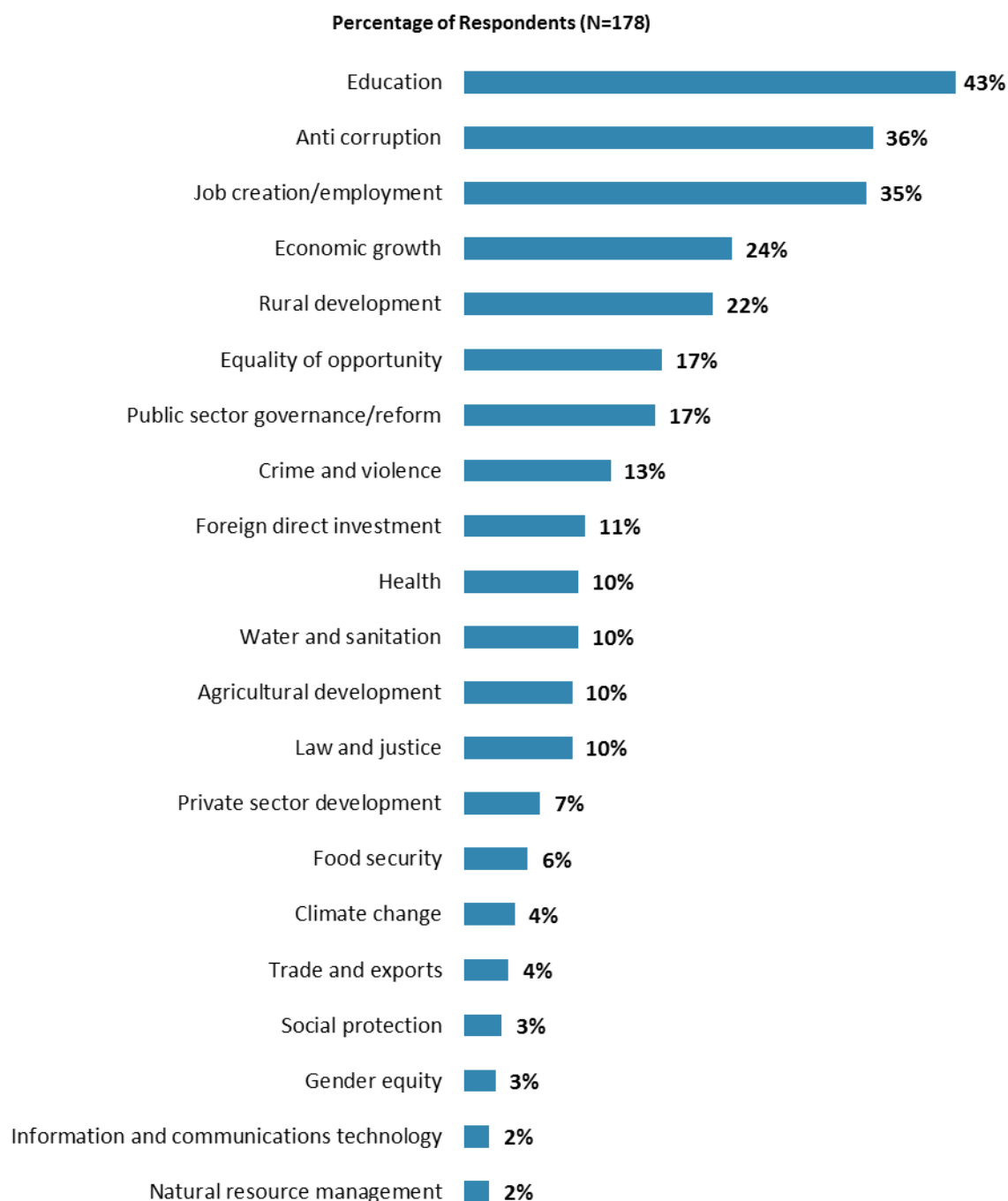


"Listed below are a number of development priorities in Honduras. Please identify which of the following you consider the most important development priorities in Honduras. (Choose no more than THREE)"
(Respondents chose from a list. Responses combined. Top 20 of 31 response options shown.)



IV. General Issues Facing Honduras (continued)

What Would Contribute Most to Reducing Poverty

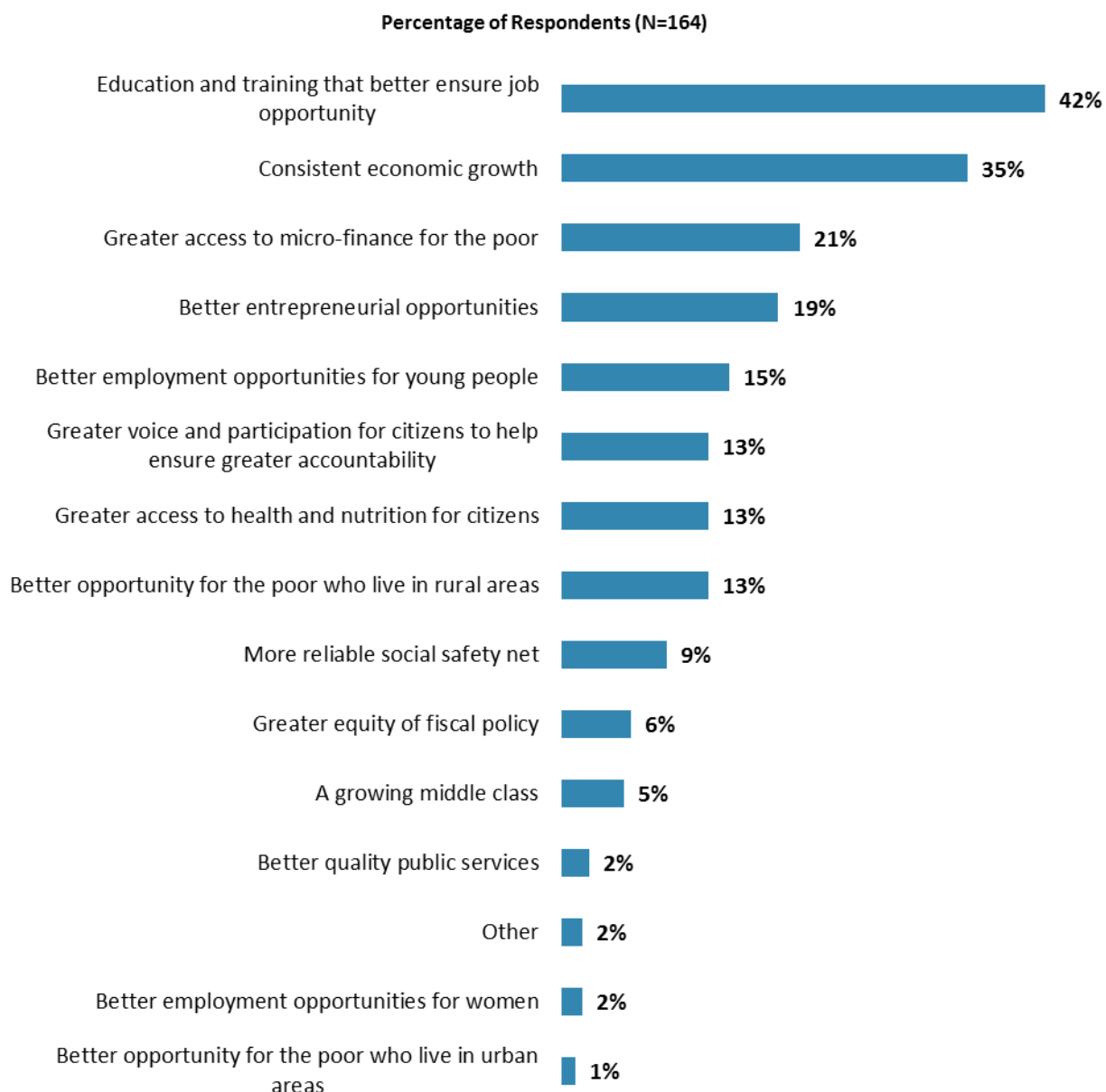


"Poverty reduction is a broad term that encompasses work in many different areas. Which THREE areas of development listed below do you believe would contribute most to reducing poverty in Honduras? (Choose no more than THREE)" (Respondents chose from a list. Responses combined. Top 21 of 30 response options shown.)



IV. General Issues Facing Honduras (continued)

Factors Contributing to “Shared Prosperity”

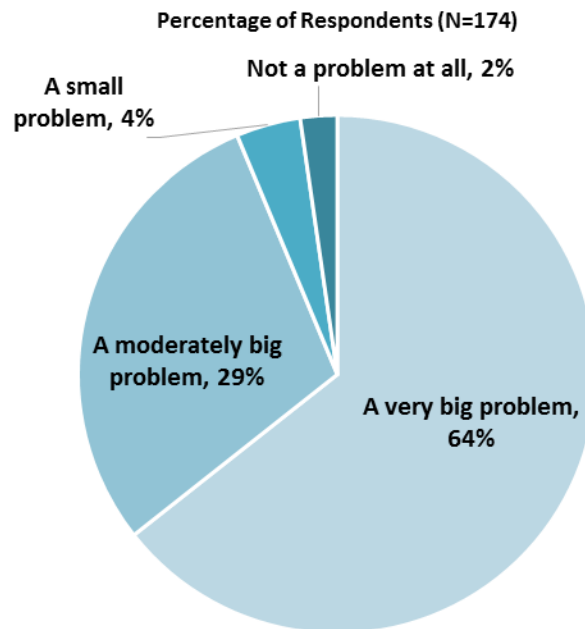


"The World Bank Group's "Shared Prosperity" goal captures two key elements, economic growth and equity. It will seek to foster income growth among the bottom 40 percent of a country's population. Improvement in the Shared Prosperity Indicator requires growth and well-being of the less well-off. When thinking about the idea of "shared prosperity" in your country, which of the following TWO best illustrate how this would be achieved in Honduras? (Choose no more than TWO)"
(Respondents chose from a list. Responses combined.)



IV. General Issues Facing Honduras (continued)

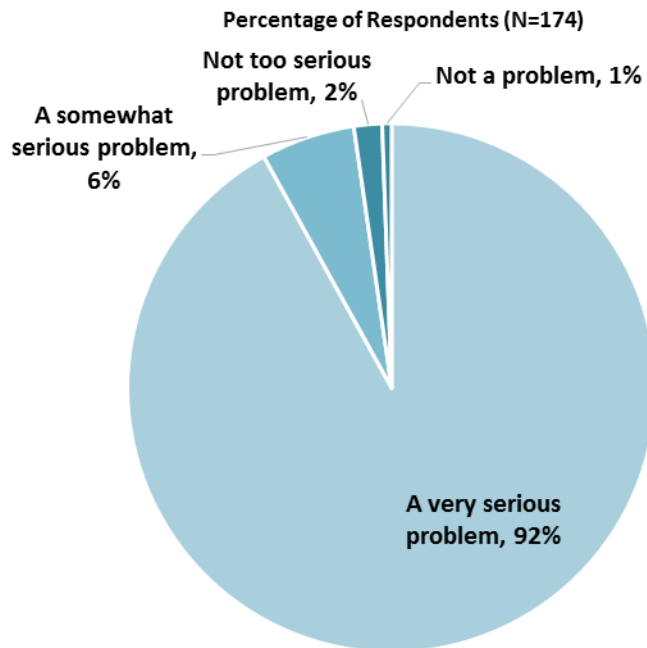
Gap between the Rich and the Poor



"Do you think the gap between the rich and the poor is a very big problem, a moderately big problem, a small problem or not a problem at all in Honduras?" (Respondents chose from a list.)

(Note: no respondents chose "don't know")

Global Climate Change



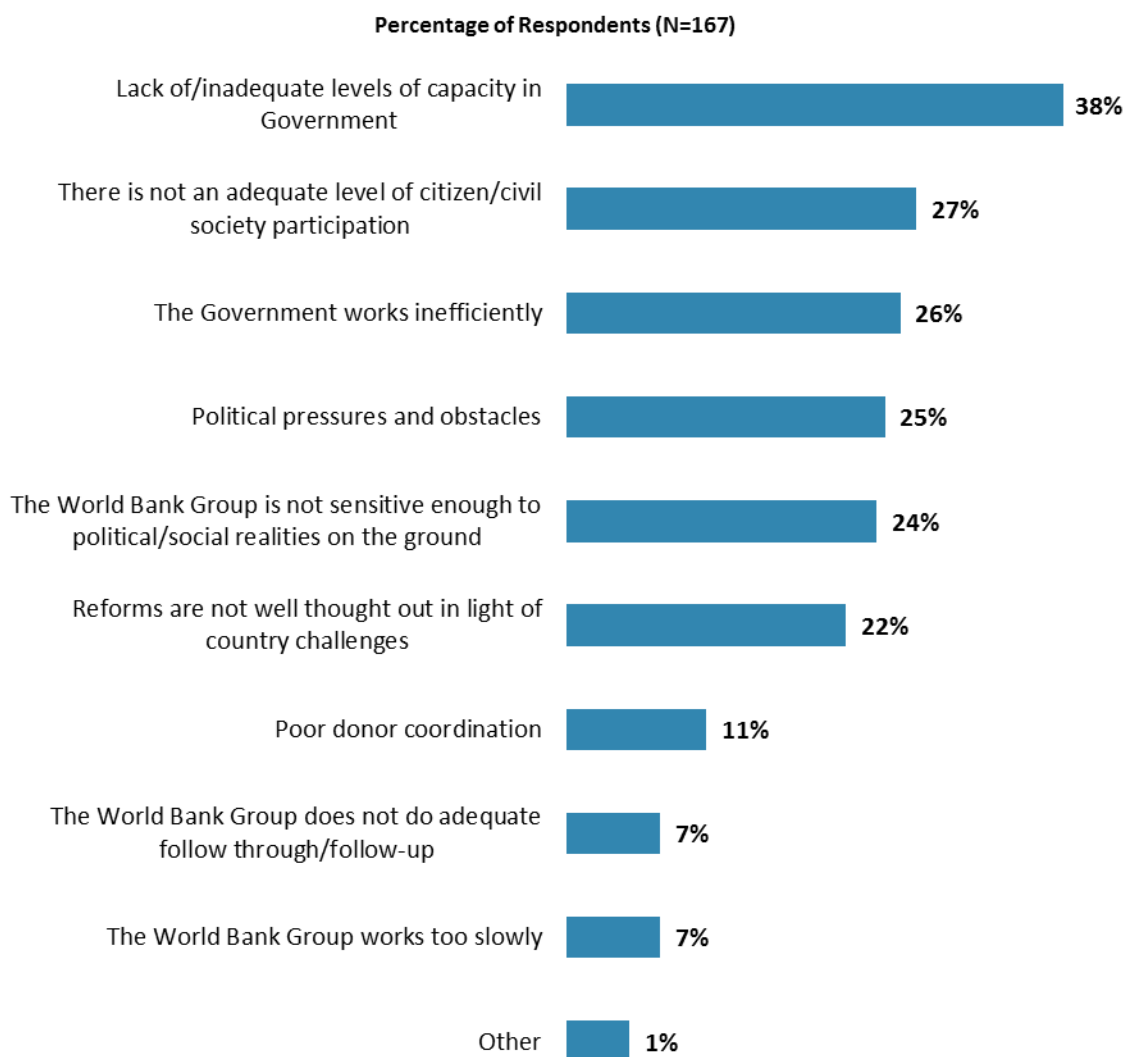
"In your view, is global climate change a very serious problem, somewhat serious, not too serious, or not a problem?" (Respondents chose from a list.) (Note: no respondents chose "don't know")



V. Overall Attitudes toward the World Bank Group

Attributing Failed/Slow Reform Efforts

- **Year comparison:** In the previous FY'13 Country Survey, respondents attributed failed or slow World Bank assisted reform efforts to “*the Government working inefficiently*” (52%), “*political pressures and obstacles*” (32%), and “*lack of/inadequate levels of capacity in Government*” (27%).



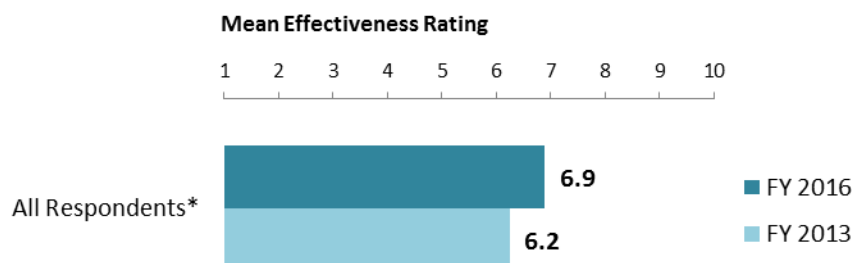
"When World Bank Group assisted reform efforts fail or are slow to take place, which of the following would you attribute this to? (Choose no more than TWO)"
(Respondents chose from a list. Responses combined.)



V. Overall Attitudes toward the World Bank Group (continued)

As noted in the "Methodology" section, the indicator questions referred to throughout the survey report are questions that are asked in every country that engages in the Country Opinion Survey. These will be aggregated for the World Bank Group's annual Corporate Scorecard.

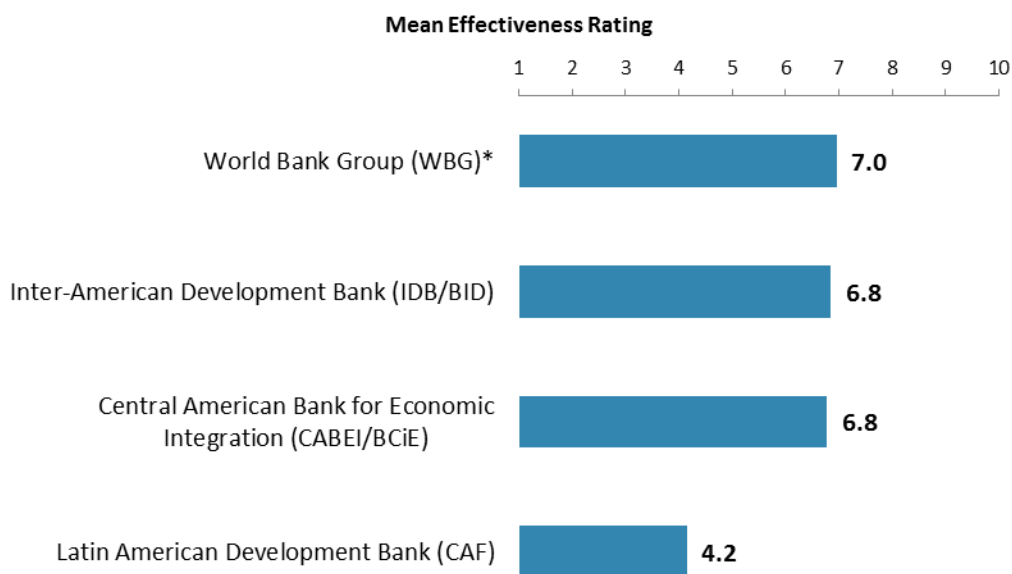
The World Bank Group's Overall Effectiveness³ (Indicator Question)



"Overall, please rate your impression of the World Bank Group's effectiveness in Honduras."
(1 - "Not effective at all", 10 - "Extremely effective")
(*Significantly different between FY 2016 and FY 2013)

Effectiveness of the World Bank Group and Other Development Banks⁴

- Respondents gave significantly higher ratings for the WBG's effectiveness than the effectiveness of the CAF.



"Overall, please rate your impression of the effectiveness of these organizations in Honduras."
(1 - "Not effective at all", 10 - "Extremely effective")

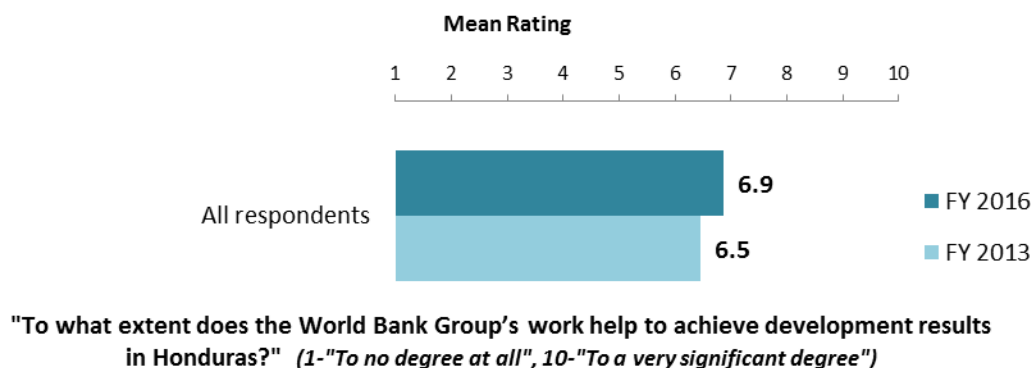
³ Means presented in the chart were calculated based on weighted data from FY'16 and FY'13.

⁴ Means in the chart were calculated based on un-weighted data from FY'16.

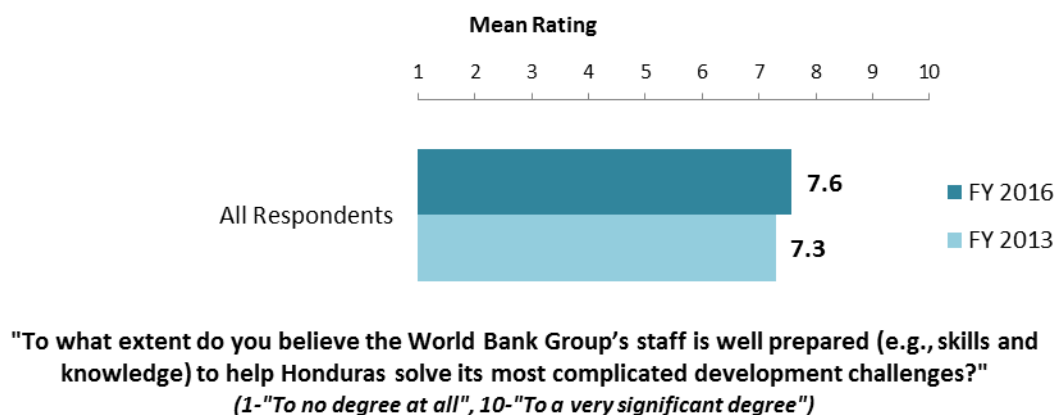


V. Overall Attitudes toward the World Bank Group (continued)

Achieving Development Results⁵ (*Indicator Question*)



WBG Staff Preparedness



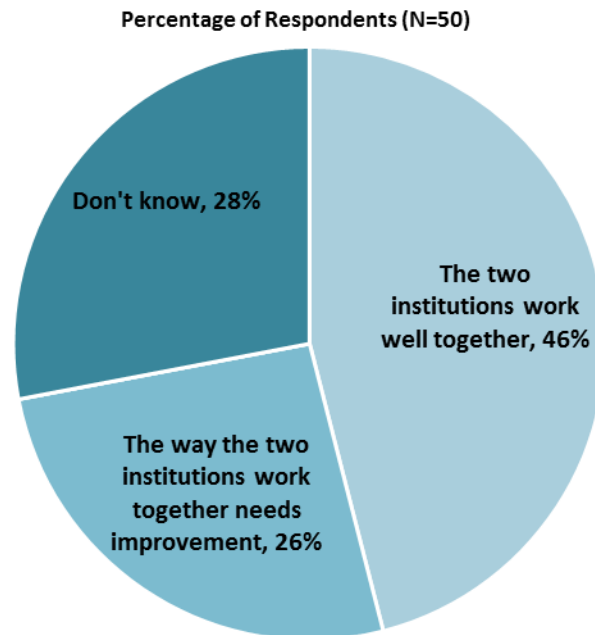
⁵ Means presented in the charts on this page were calculated based on weighted data.



V. Overall Attitudes toward the World Bank Group (continued)

The World Bank and the IFC Working Together

- Only those stakeholders who responded “Yes” to the question “*Do your projects involve both the World Bank and the IFC?*” provided their views on the working relationship between the World Bank and the IFC.



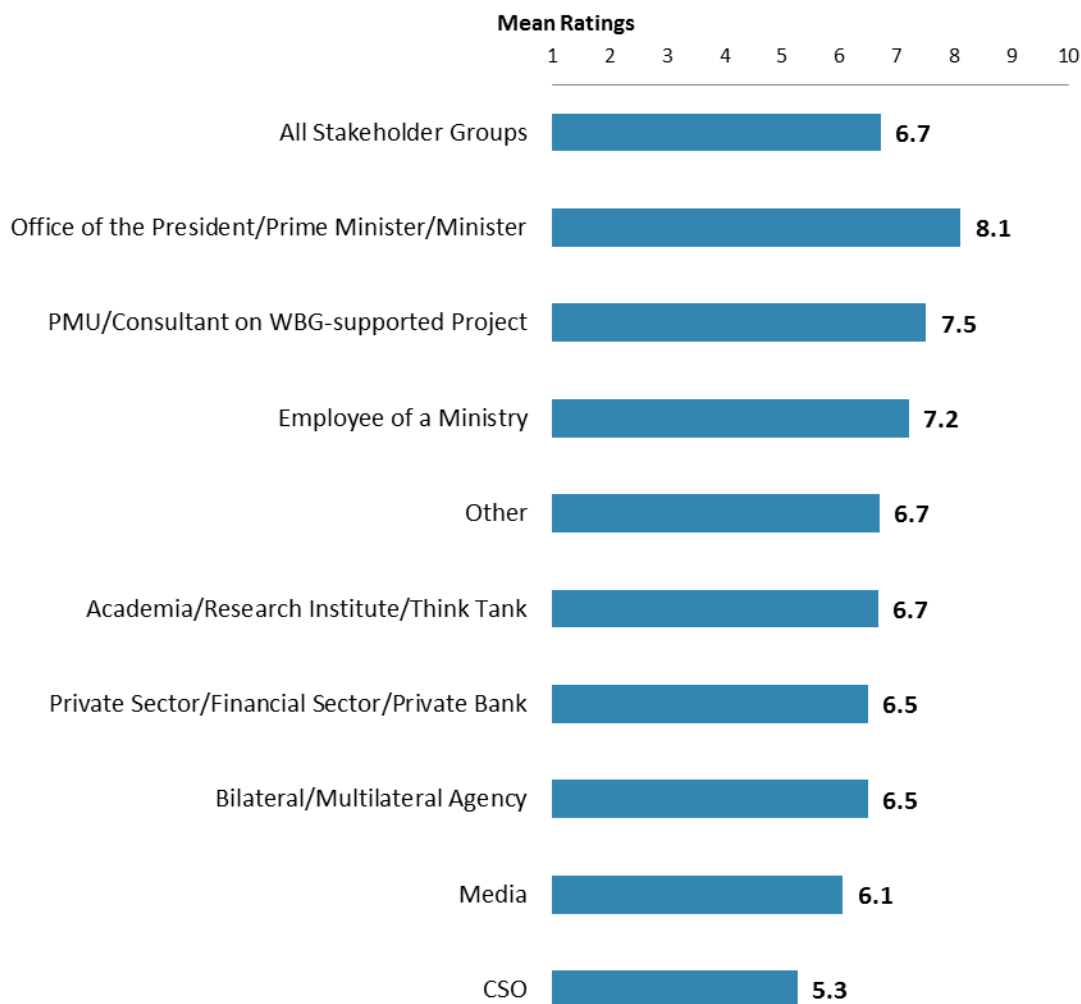
“If your projects involved both the World Bank and the IFC, what was your view on the two institutions working together in Honduras?” (Respondents chose from a list.)
(Note: no respondents chose “the two institutions do not work well together”)



V. Overall Attitudes toward the World Bank Group (continued)

Overall Ratings for Indicator Questions by Stakeholder Groups

- **Stakeholder groups:** Respondents from the Office of the President/Prime Minister/Minister had the highest mean ratings for the aggregated responses to the twenty six COS indicator questions, whereas respondents from CSOs had significantly lower mean ratings. Responses for individual indicator questions by stakeholder groups can be found in Appendix B (page 59).
- **Collaboration:** Respondents who collaborate with the WBG had significantly higher mean ratings for the aggregated responses to the twenty six COS indicator questions (mean rating = 7.1) compared to respondents who do not collaborate with the WBG (mean rating = 6.5). Responses for individual indicator questions by exposure to the WBG can be found in Appendix E (page 91).



Mean Ratings for All Indicator Questions by Stakeholder Groups on a Scale from 1 to 10

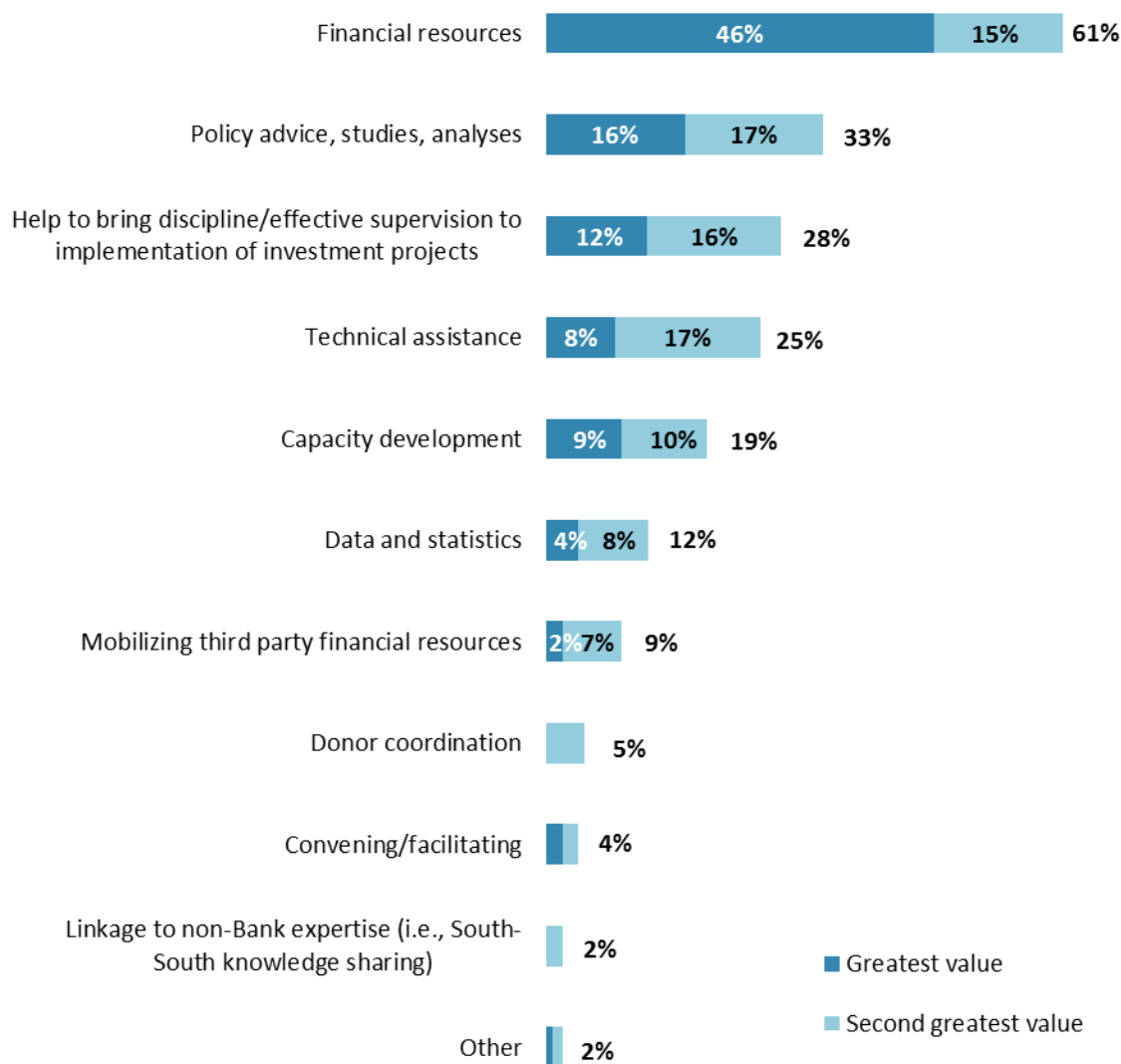


V. Overall Attitudes toward the World Bank Group (continued)

Greatest Values

- **Year comparison:** Respondents in the previous FY'13 Country Survey indicated that the World Bank's greatest value to Honduras was its "*financial resources*" : "*investment lending*" (79%) and "*policy based lending/budget support to the Government*" (44%).

Percentage of Respondents (N=158)



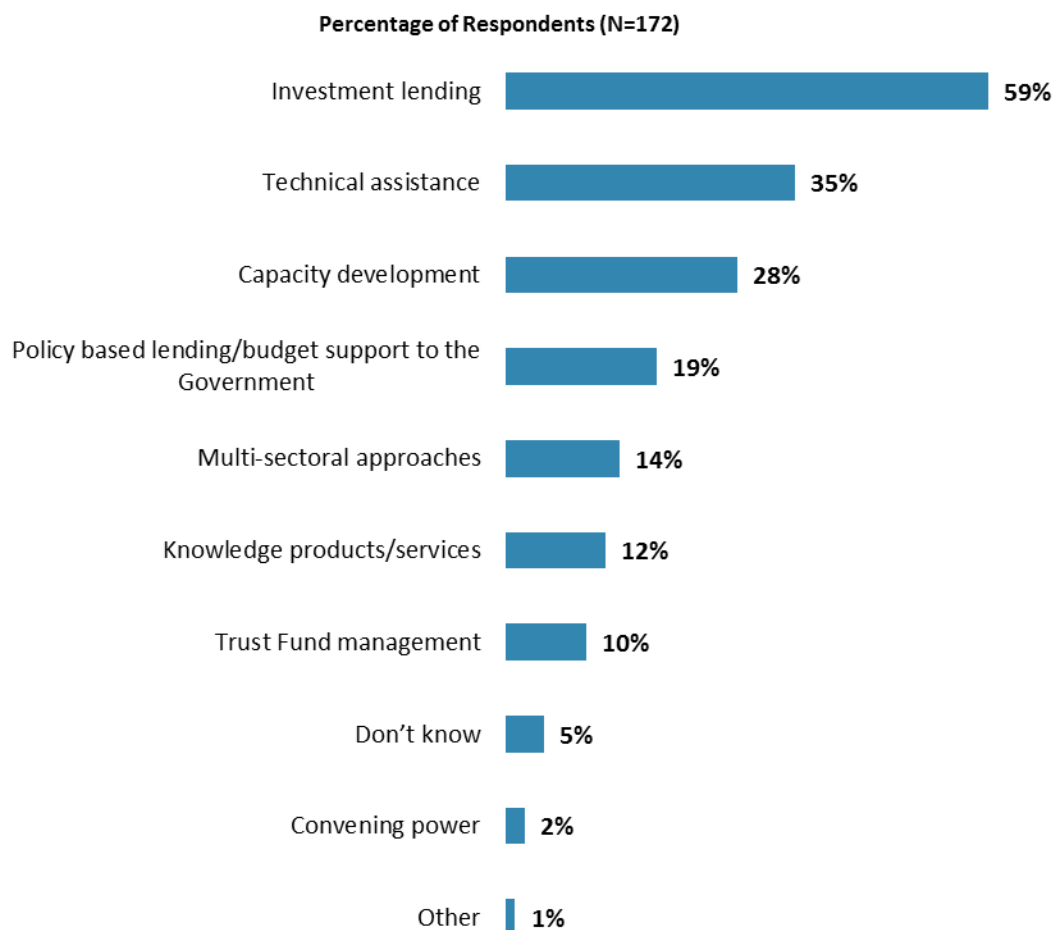
"When thinking about the World Bank Group's role, which activity do you believe is of greatest VALUE and which activity is of second greatest value in Honduras?"
(Respondents chose from a list.)



V. Overall Attitudes toward the World Bank Group (continued)

Most Effective Instruments in Reducing Poverty

- **Year comparison:** Respondents in the previous FY'13 Country Survey indicated that the World Bank's most effective instrument in reducing poverty in Honduras was its "*investment financing*" (78%).

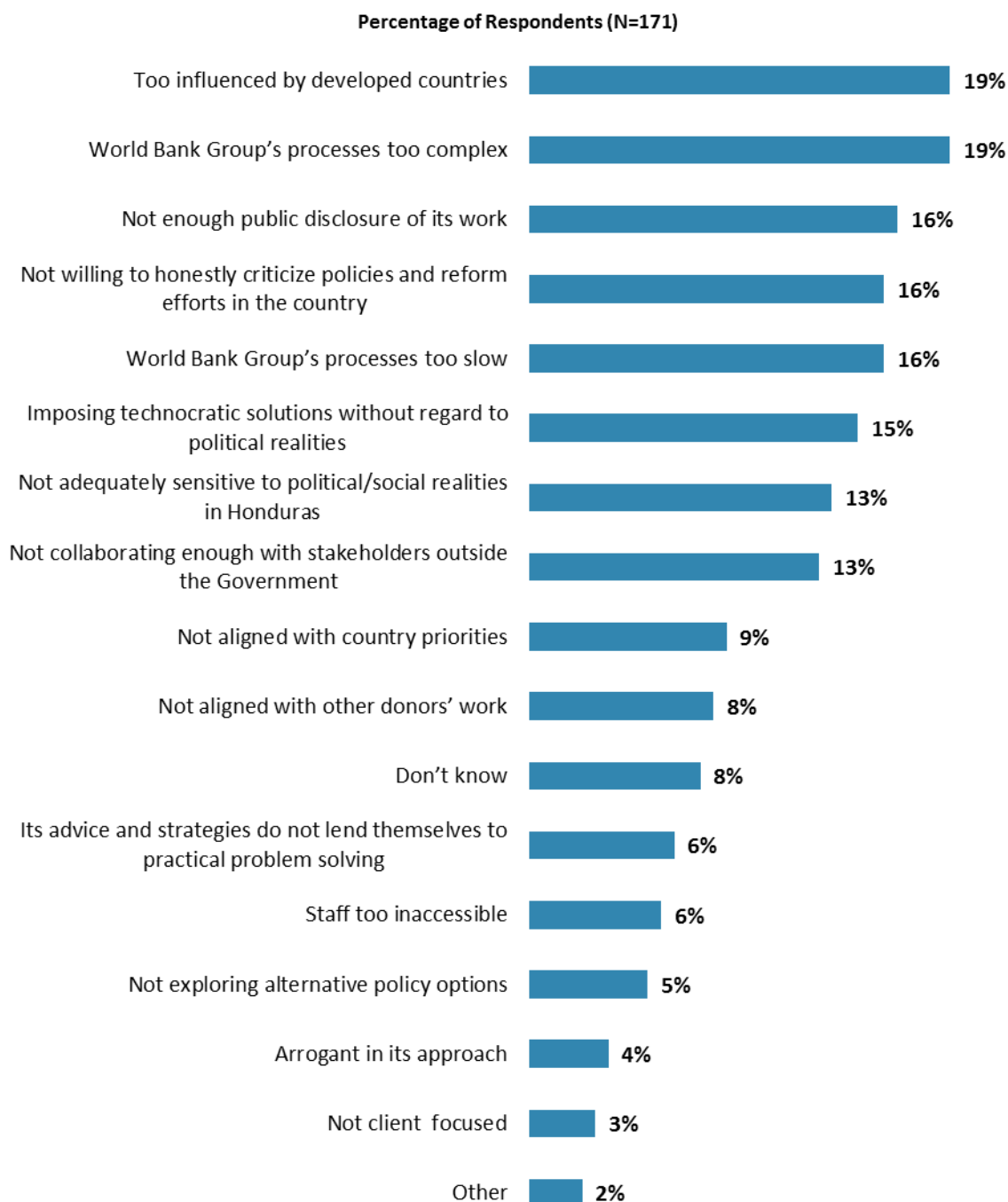


"Which World Bank Group's instruments do you believe are the MOST effective in reducing poverty in Honduras? (Choose no more than TWO)"
(Respondents chose from a list. Responses combined.)



V. Overall Attitudes toward the World Bank Group (continued)

Greatest Weakness

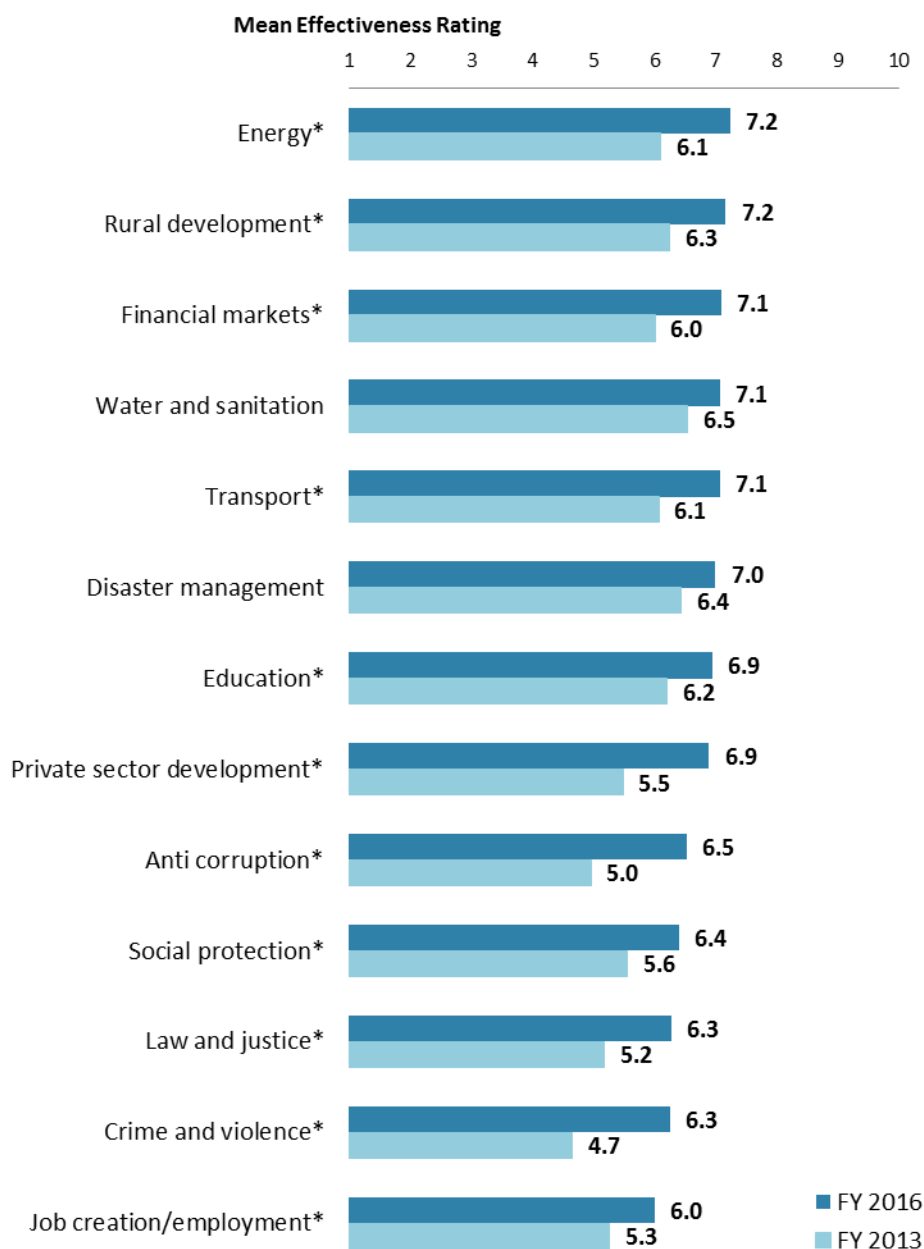


"Which of the following do you identify as the World Bank Group's greatest WEAKNESSES in its work in Honduras? (Choose no more than TWO)" (Respondents chose from a list. Responses combined.)



VI. Sectoral Effectiveness

Effectiveness of WBG's Support in Sectoral Areas: Year Comparison⁶



"How EFFECTIVE do you believe the World Bank Group is in terms of the work it does in the following areas of development in Honduras?" (1-"Not effective at all", 10-"Very effective")

(*Significantly different between FY 2016 and FY 2013)

⁶ Means presented in this chart were calculated based on weighted data.



VI. Sectoral Effectiveness (continued)

Effectiveness of WBG's Support in Sectoral Areas: Collaboration⁷



"How EFFECTIVE do you believe the World Bank Group is in terms of the work it does in the following areas of development in Honduras?" (1-"Not effective at all", 10-"Very effective")
 (*Significantly different between collaborators and non-collaborators with the WBG)

⁷ Note in the Appendix on the sectoral effectiveness (Appendix A, page 52) that primarily informed stakeholders responded to this question. Respondents were given the option of "don't know" if they did not have exposure to the WBG's work in certain development areas.



VI. Sectoral Effectiveness (continued)

Drivers of Effectiveness

To determine the key drivers of respondents' ratings of the World Bank Group's overall effectiveness and ratings of its ability to help achieve development results in Honduras, bivariate correlational analyses were conducted using respondents' ratings of the thirty one specific areas of effectiveness.

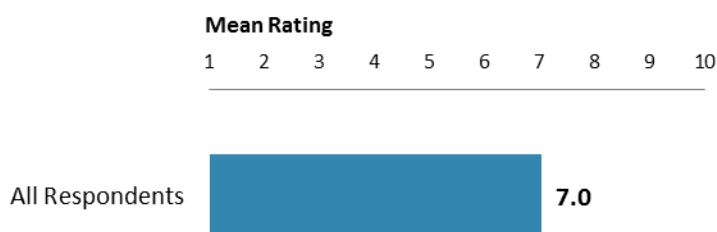
Correlational analyses, however, are not able to tell us exactly what is causing respondents' ratings of the World Bank Group's overall effectiveness or ratings of its ability to help achieve development results. Rather, these analyses tell us that as ratings of effectiveness in one area increase, respondents' ratings of the WBG's overall effectiveness increase, or as ratings of effectiveness in one area increase, ratings of the WBG's ability to help achieve development results increase. Thus, it can be inferred that respondents' perceptions of effectiveness in one specific area are related to, or drive, respondents' perceptions of the WBG's overall effectiveness or perceptions of the WBG's ability to help achieve development results.

- Overall Effectiveness: Those specific areas with the highest Pearson Product-Moment correlations were determined to be the most closely related to perceptions of the WBG's overall effectiveness, suggesting that ratings of effectiveness in those specific areas are drivers of perceptions of the WBG's overall effectiveness in Honduras. The areas determined to be key drivers from these analyses were:
 - The WBG's effectiveness at anti-corruption;
 - The WBG's effectiveness at climate change; and
 - The WBG's effectiveness at food security.
- Achieving Development Results: Those specific areas with the highest Pearson Product-Moment correlations were determined to be the most closely related to perceptions of the WBG's ability to help achieve development results in Honduras, suggesting that ratings of effectiveness in those specific areas are drivers of perceptions of the WBG's ability to help achieve development results. The areas determined to be key drivers from these analyses were:
 - The WBG's effectiveness at poverty reduction;
 - The WBG's effectiveness at anti-corruption;
 - The WBG's effectiveness at social protection;
 - The WBG's effectiveness at crime and violence; and
 - The WBG's effectiveness at law and justice.



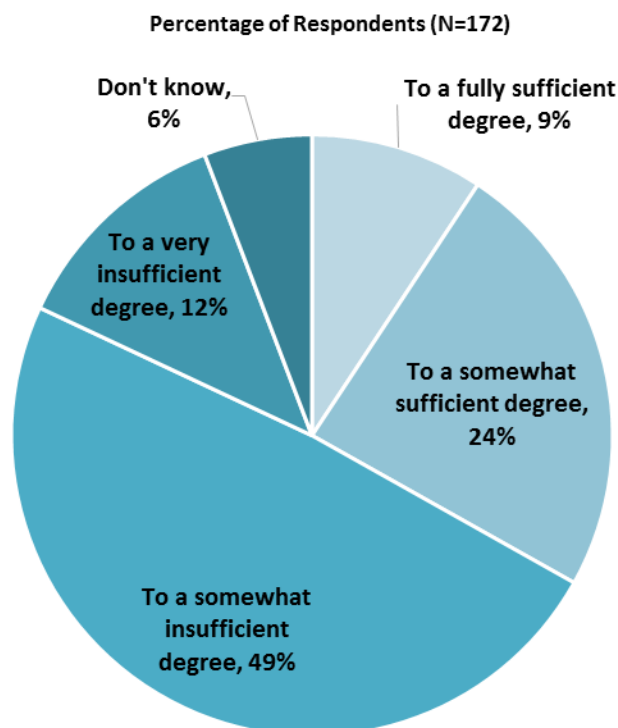
VI. Sectoral Effectiveness (continued)

The WBG Promoting Private Public Partnerships



"To what extent do you believe that the World Bank Group's work helps to find solutions that promote private public partnerships in Honduras?"
(1 - "To no degree at all", 10 - "To a very significant degree")

Helping the Poorest in Honduras

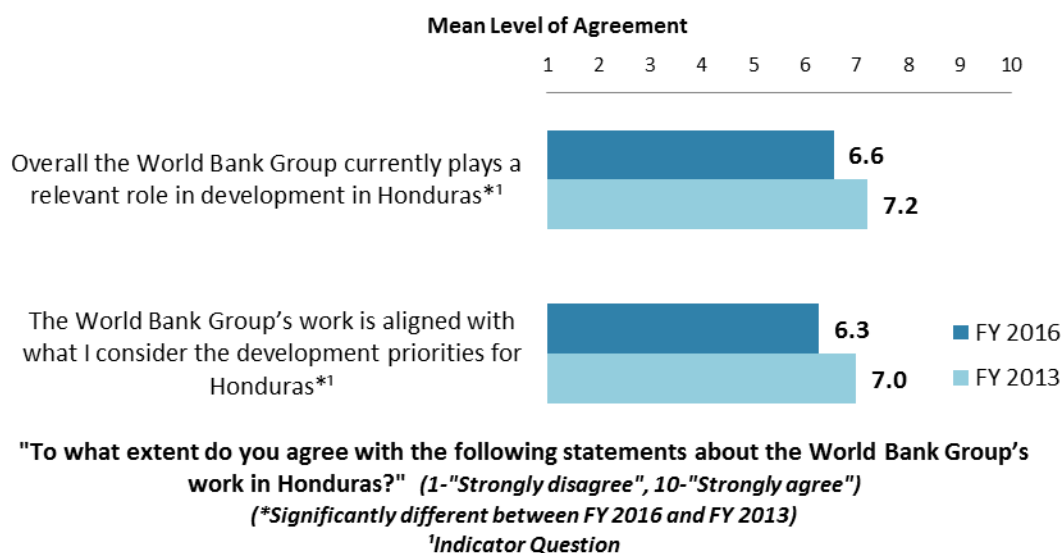


"To what extent do you believe that the World Bank Group's work and support help the poorest in Honduras?" (Respondents chose from a list.)

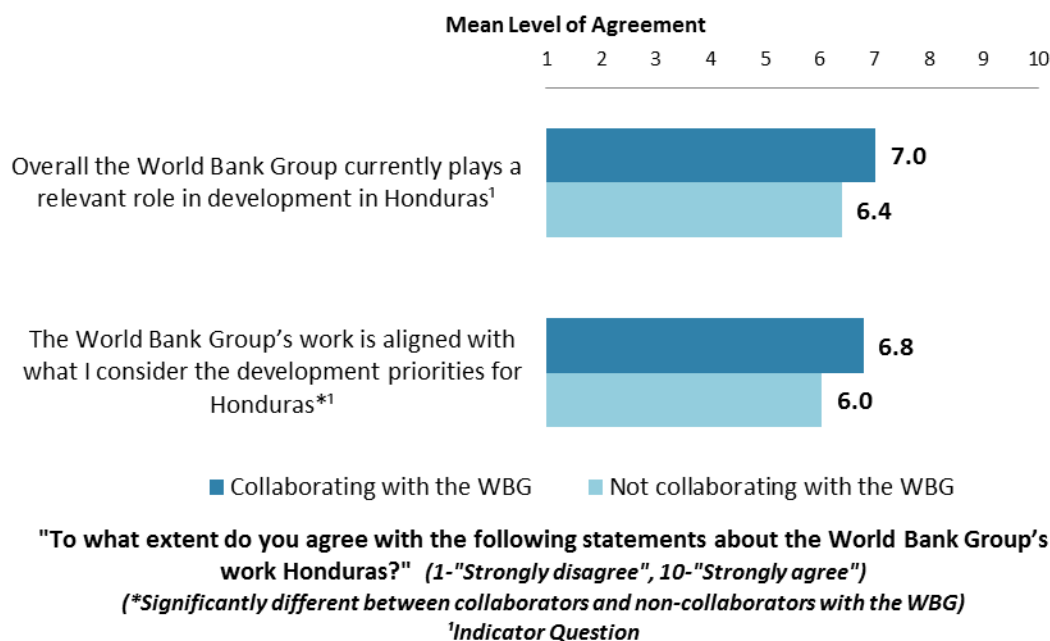


VII. How the World Bank Group Operates

The World Bank Group's Work in Honduras: Year Comparison⁸



The World Bank Group's Work in Honduras: Collaboration

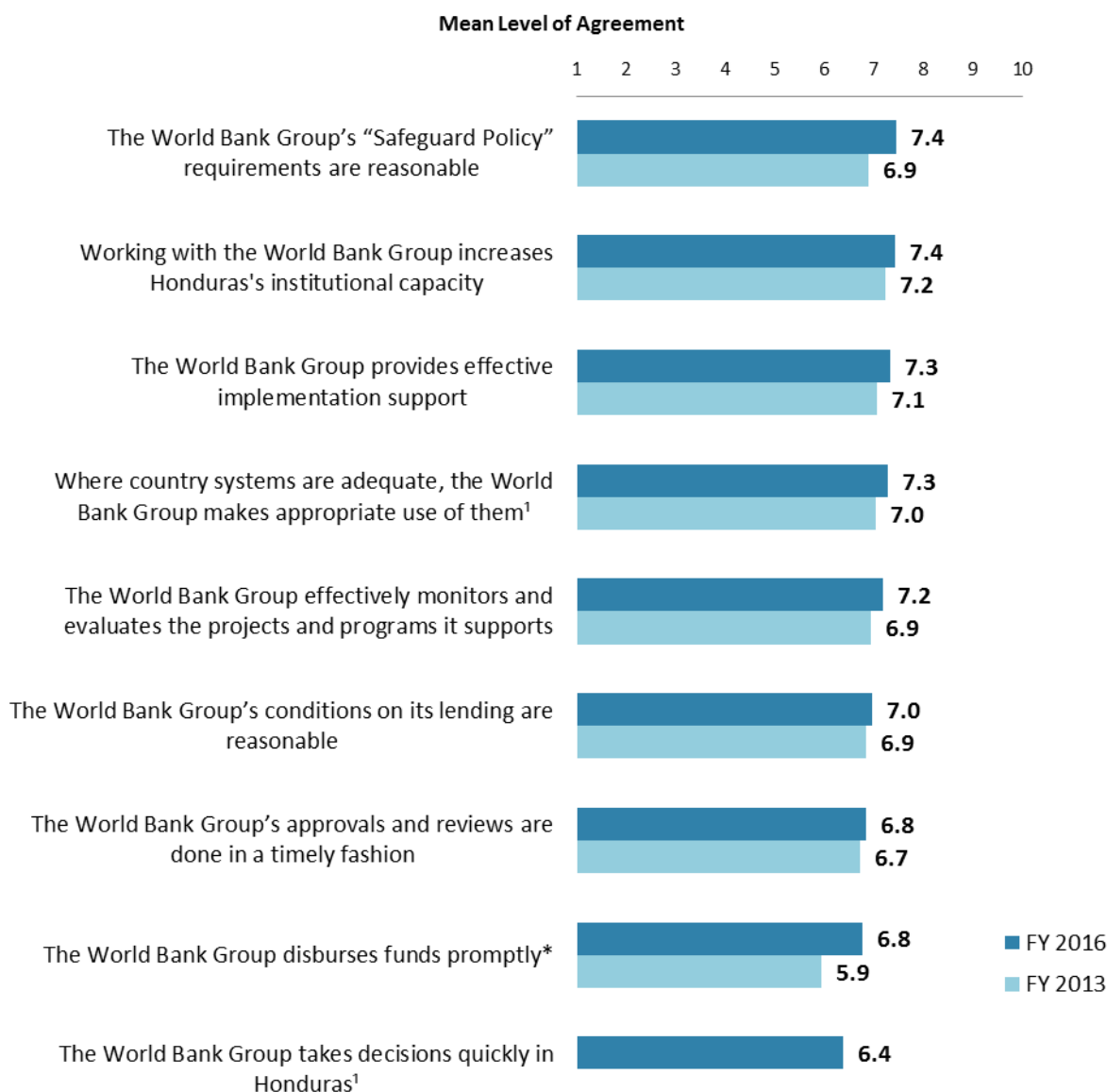


⁸ Means in the chart were calculated based on weighted data.



VII. How the World Bank Group Operates (continued)

Overall Perceptions: Year Comparison⁹



"To what extent do you agree/disagree with the following statements?"

(1-"Strongly disagree", 10-"Strongly agree")

*(*Significantly different between FY 2016 and FY 2013)*

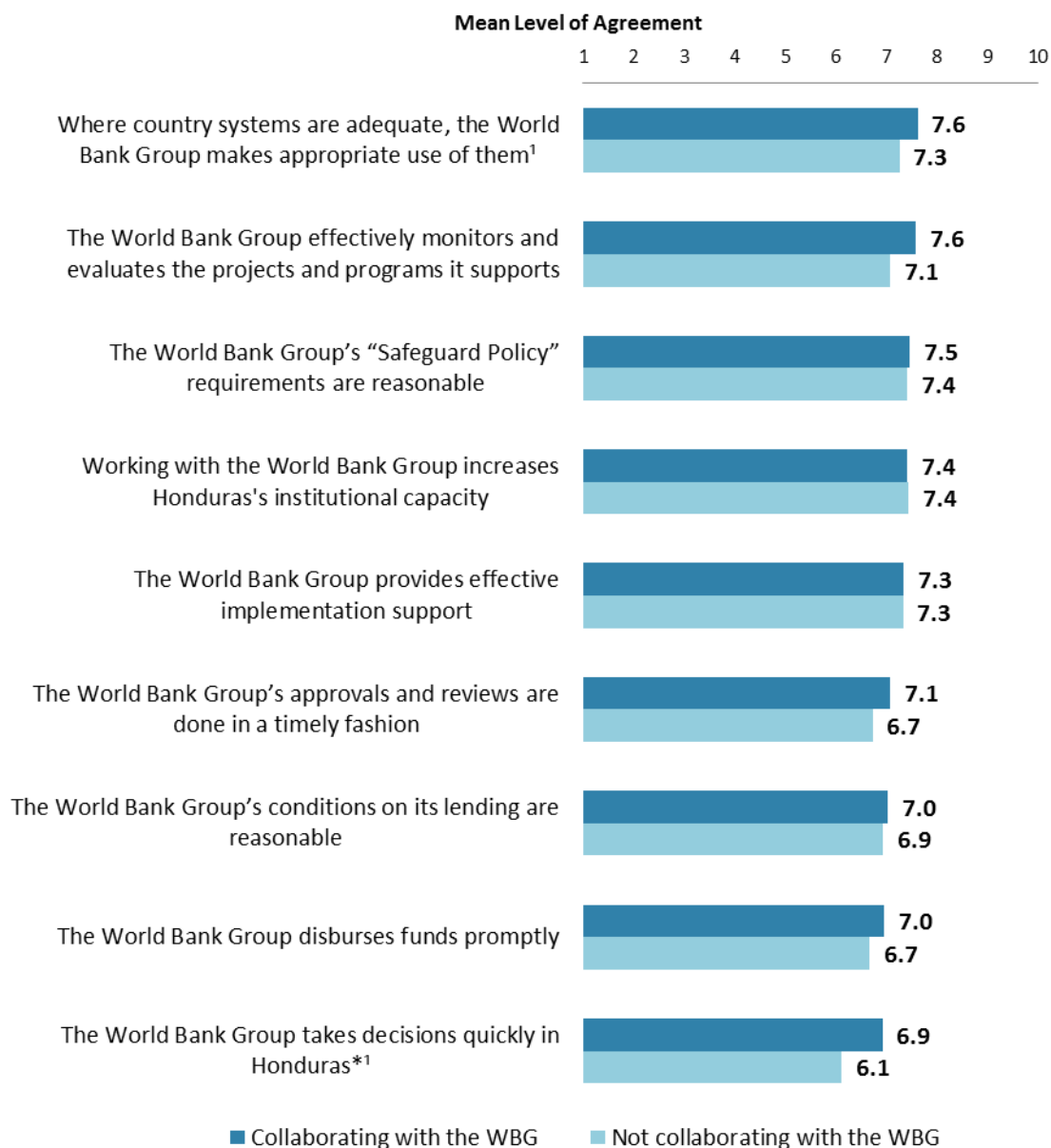
¹Indicator Question

⁹ Means in the chart were calculated based on weighted data.



VII. How the World Bank Group Operates (continued)

Overall Perceptions: Collaboration



"To what extent do you agree/disagree with the following statements?"
(1-"Strongly disagree", 10-"Strongly agree")
(*Significantly different between collaborators and non-collaborators with the WBG)
Indicator Question



VII. How the World Bank Group Operates (continued)

The WBG as an Effective Development Partner: Year Comparison¹⁰



"To what extent is the World Bank Group an effective development partner in Honduras, in terms of each of the following?" (1-"To no degree at all", 10-"To a very significant degree")

*(*Significantly different between FY 2016 and FY 2013)*

¹Indicator Question

¹⁰ Means in the chart were calculated based on weighted data.



VII. How the World Bank Group Operates (continued)

The WBG as an Effective Development Partner: Collaboration



"To what extent is the World Bank Group an effective development partner in Honduras, in terms of each of the following?" (1-"To no degree at all", 10-"To a very significant degree")

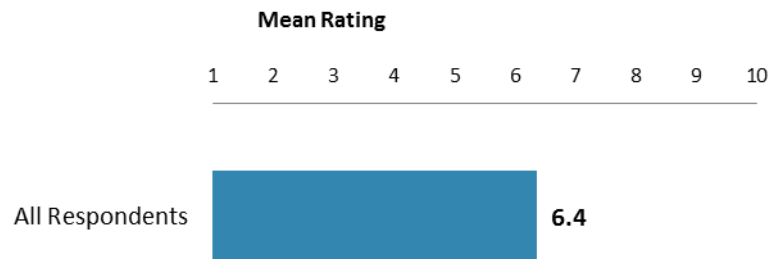
(*Significantly different between collaborators and non-collaborators with the WBG)

¹Indicator Question



VII. How the World Bank Group Operates (continued)

Internal Measuring and Monitoring



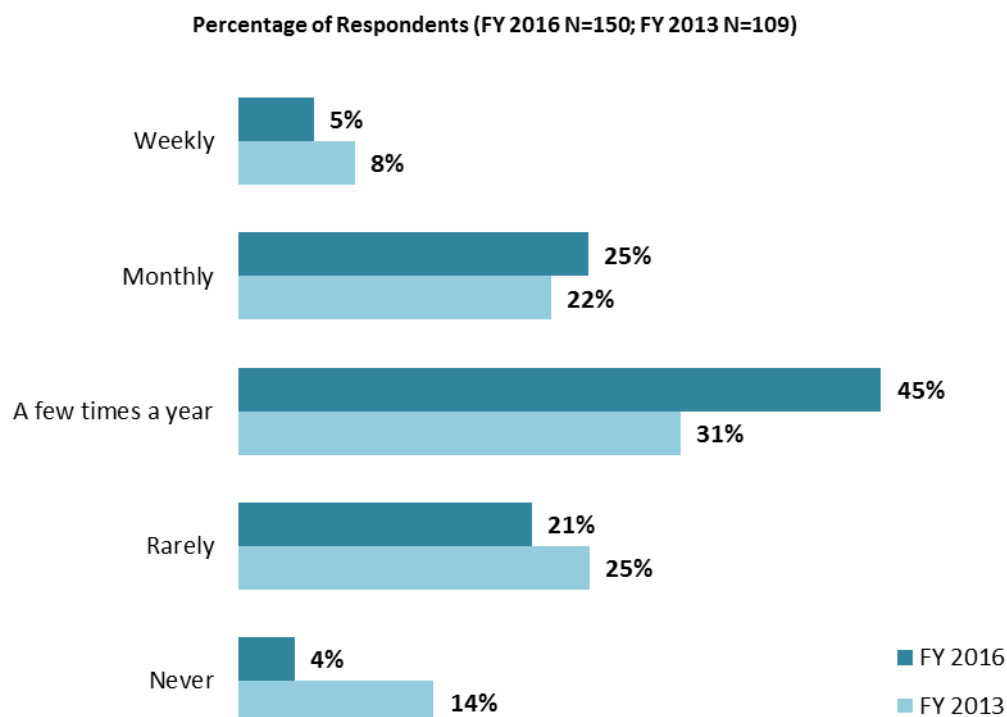
"To what extent do you believe the World Bank Group measures and corrects its work in real time in Honduras?" (1-"To no degree at all", 10-"To a very significant degree")



VIII. World Bank Group's Knowledge and Instruments

Frequency of Consulting WBG Knowledge Work and Activities¹¹

- **Year comparison:** This year's respondents were significantly more likely to use the WBG's knowledge work and activities "*a few times a year*" compared to respondents in the FY'13 Country Survey.



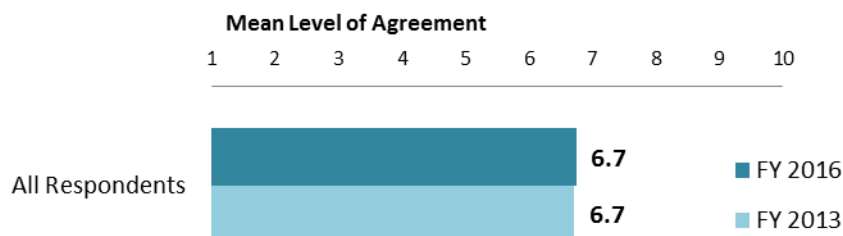
"How frequently do you consult World Bank Group's knowledge work and activities in the work you do?"
(Respondents chose from a list.)

¹¹ Percentages in the chart were calculated based on weighted data.




VIII. World Bank Group's Knowledge and Instruments (continued)

Meeting Honduras's Knowledge Needs¹² (*Indicator Question*)



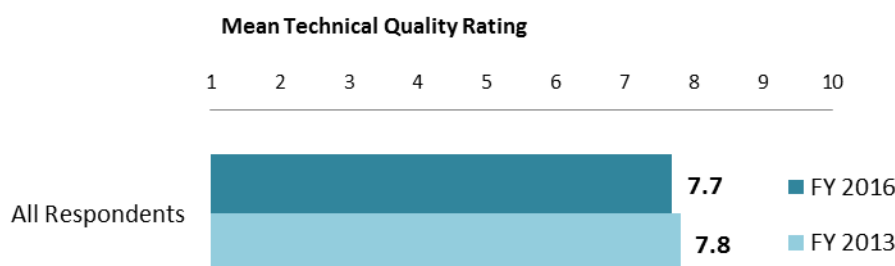
"The World Bank Group meets Honduras' needs for knowledge services (e.g., research, analysis, data, technical assistance)" (1-"Strongly disagree", 10-"Strongly agree")

Contribution of the WBG's Knowledge Work and Activities (*Indicator Question*)



"Overall, how significant a contribution do you believe the World Bank Group's knowledge work and activities make to development results in your country?"
(1-"Not significant at all", 10-"Very significant")
(*Significantly different between FY 2016 and FY 2013)

Technical Quality of the WBG's Knowledge Work and Activities (*Indicator Question*)



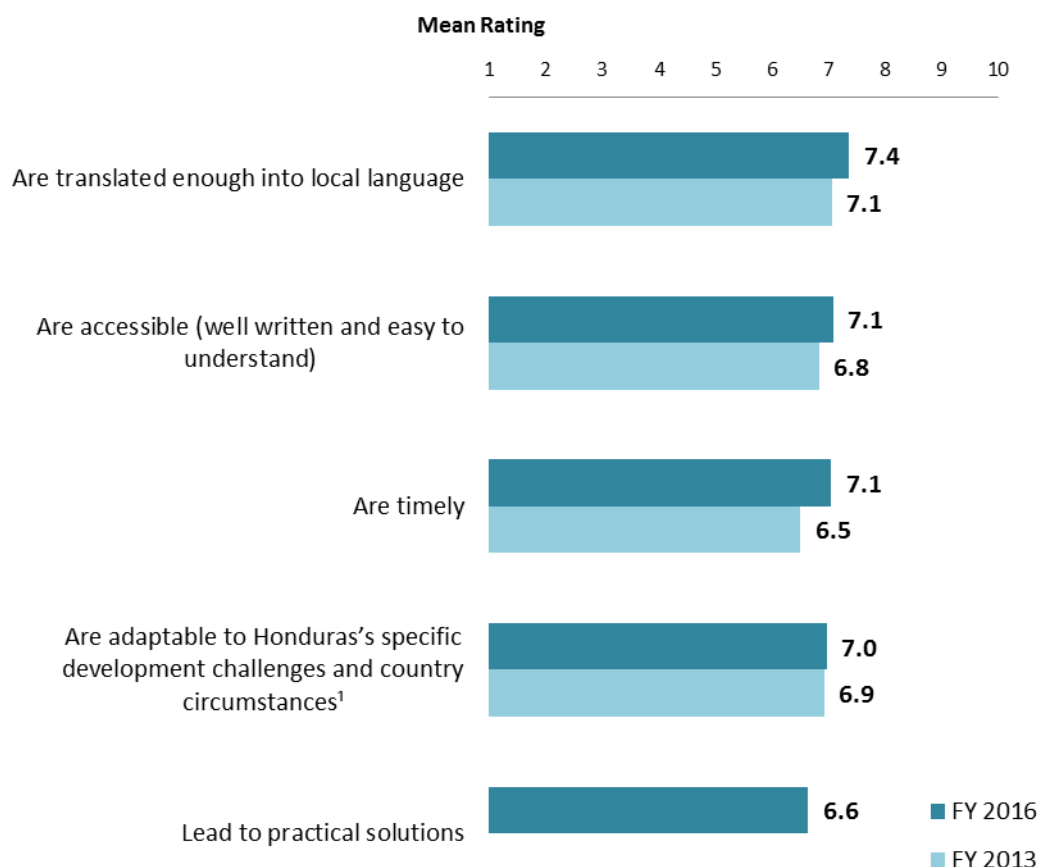
"Overall, how would you rate the technical quality of the World Bank Group's knowledge work and activities?" (1-"Very low technical quality", 10-"Very high technical quality")

¹² Means in the charts on this page were calculated based on weighted data.



VIII. World Bank Group's Knowledge and Instruments (continued)

Qualities of the WBG's Knowledge Work and Activities: Year Comparison¹³




"In Honduras, to what extent do you believe that the World Bank Group's knowledge work and activities: ..." (1-"To no degree at all", 10-"To a very significant degree")
Indicator Question

¹³ Means in the chart were calculated based on weighted data.



VIII. World Bank Group's Knowledge and Instruments (continued)

Meeting Honduras's Needs for Financial Instruments¹⁴ (*Indicator Question*)



"The World Bank Group's financial instruments (i.e., investment lending, Development Policy Loan, Trust Funds, Program 4 Result, etc.) meet the needs of Honduras."
(1-"Strongly disagree", 10-"Strongly agree")

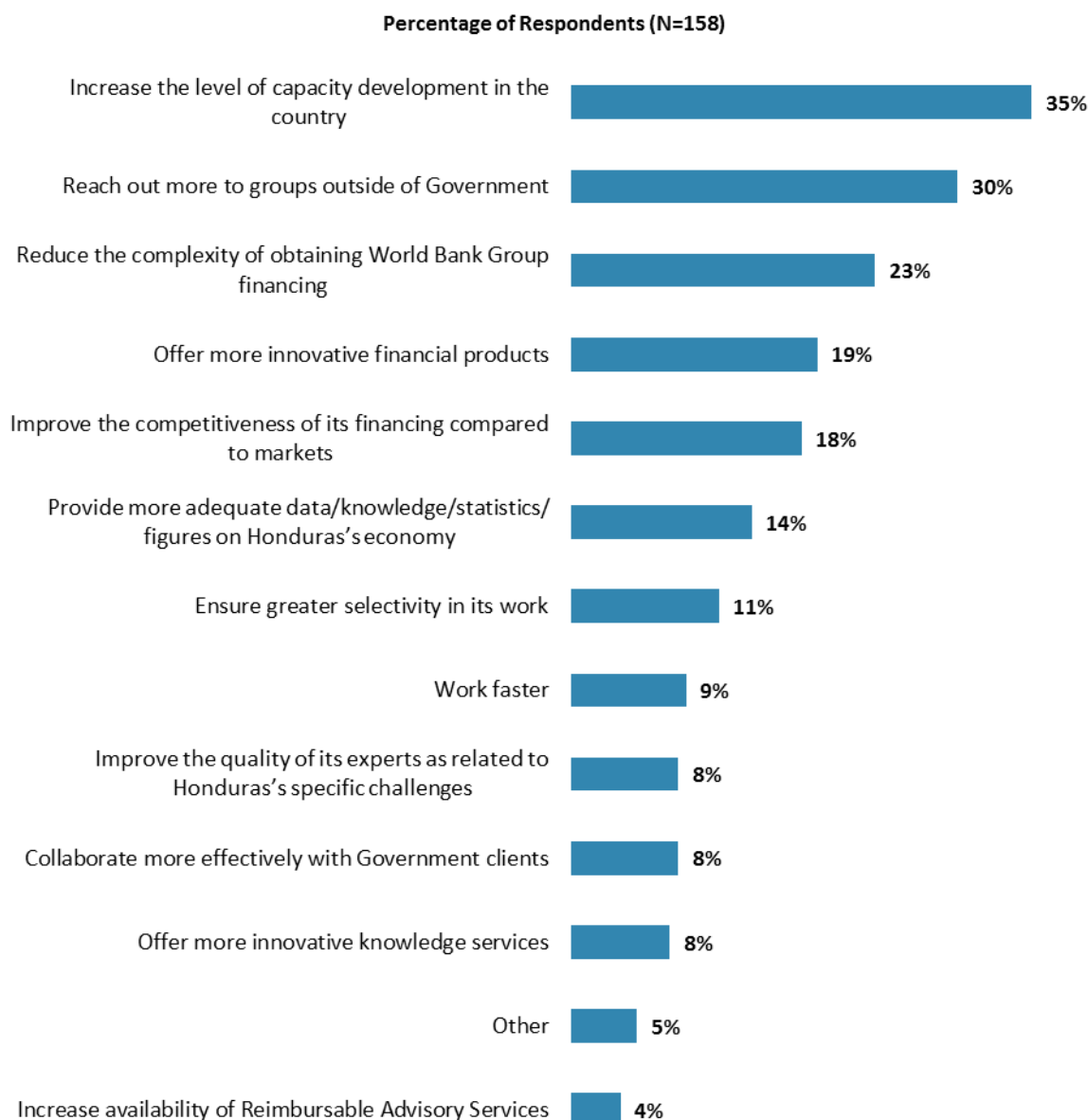
¹⁴ Means in the charts on this page were calculated based on weighted data.



IX. The Future Role of the World Bank Group in Honduras

Making the World Bank Group of Greater Value

- **Year comparison:** Respondents in the previous FY'13 Country Survey indicated that the World Bank should “*reduce the complexity of obtaining its financing*” (40%) to make itself of greater value in Honduras.

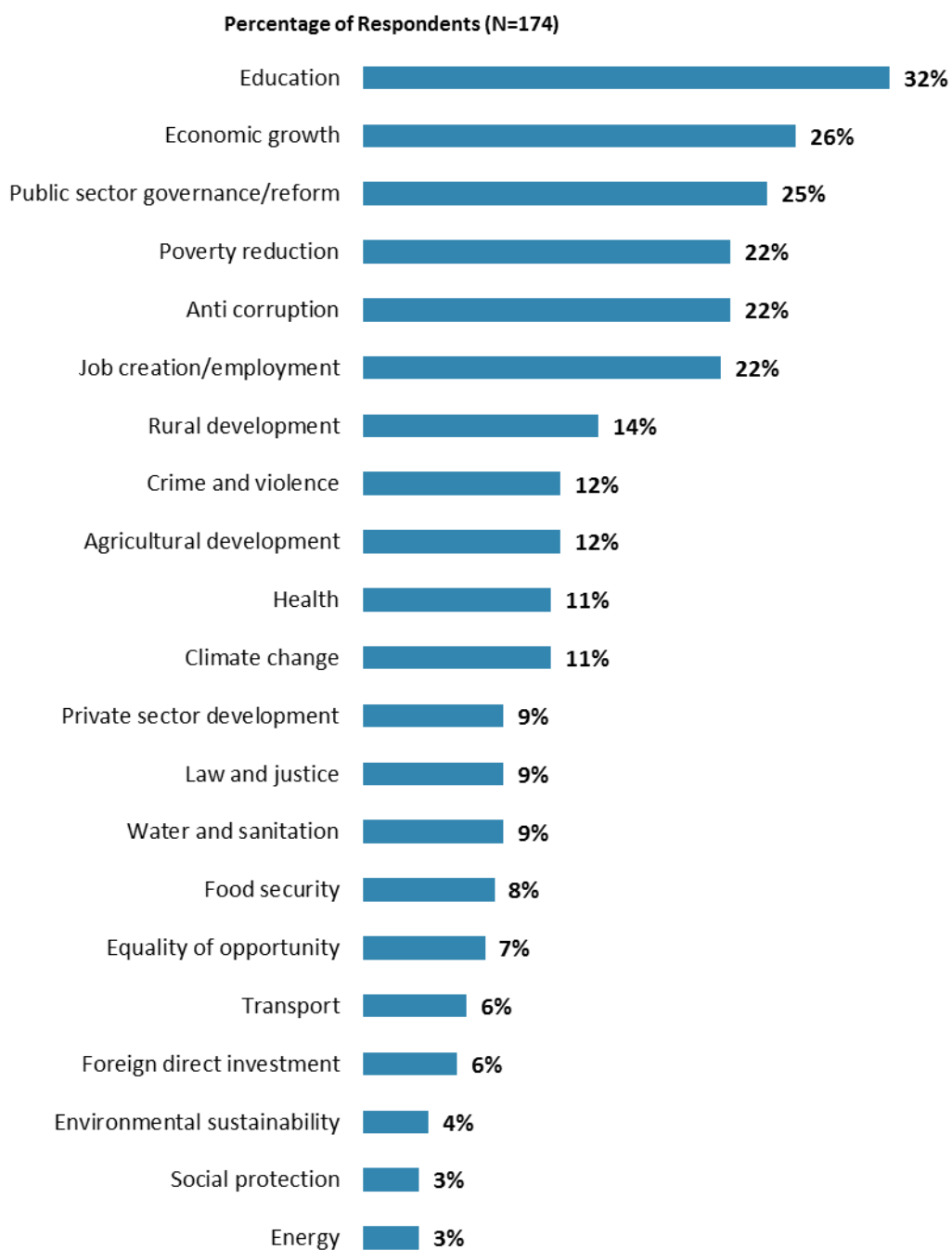


"Which of the following SHOULD the World Bank Group do to make itself of greater value in Honduras?
(Choose no more than TWO)" (Respondents chose from a list. Responses combined.)



IX. The Future Role of the WBG in Honduras (continued)

Where the World Bank Group Should Focus its Resources

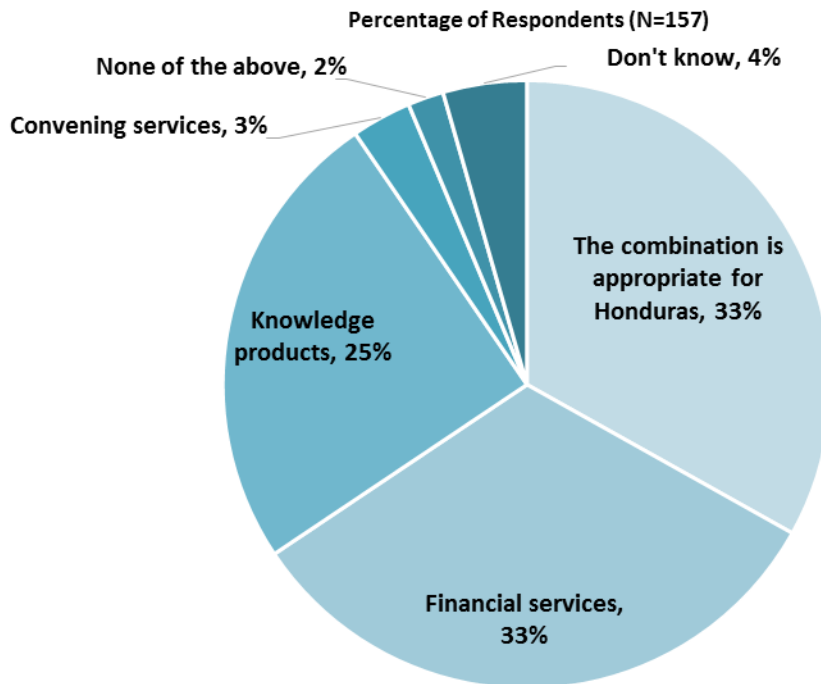


“When thinking about how the World Bank Group can have the most impact on development results in Honduras, in which sectoral areas do you believe the WBG should focus most of its resources in Honduras? (Choose no more than THREE)” (Respondents chose from a list. Responses combined. Top 21 of 31 response options shown.)



IX. The Future Role of the WBG in Honduras (continued)

Future Combination of the WBG Services



"When considering the combination of services that the World Bank Group offers in Honduras, and taking into account its limited level of resources, which ONE of the following do you believe the WBG should offer more of in Honduras?" (Respondents chose from a list.)

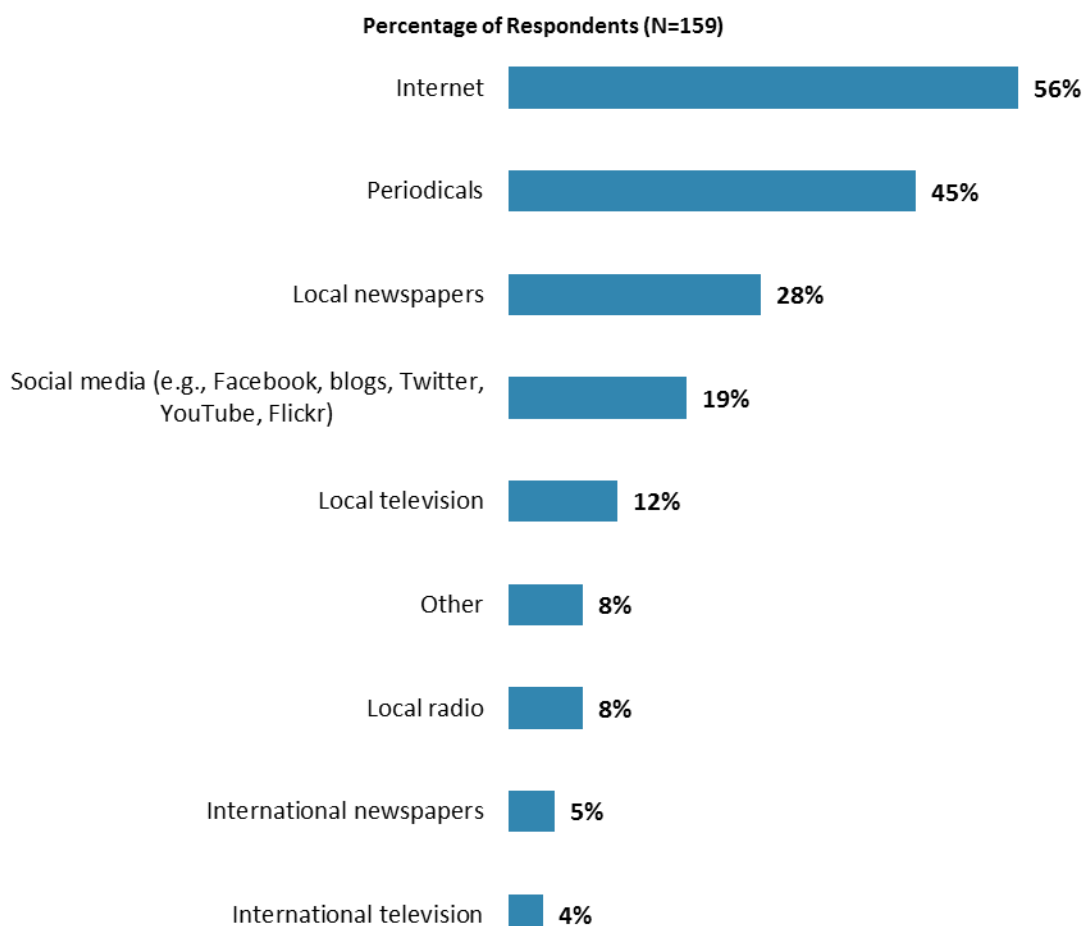


X. Communication and Outreach

Note: When considering the World Bank Group's future outreach with key constituencies, please see Appendix B (page 59) for all responses by stakeholder groups.

General Information Sources

- **Year comparison:** Respondents in the previous FY'13 Country Survey indicated that they got most of their information about economic and social development issues in Honduras from “*local newspapers*” (56%) and “*Internet*” (55%).



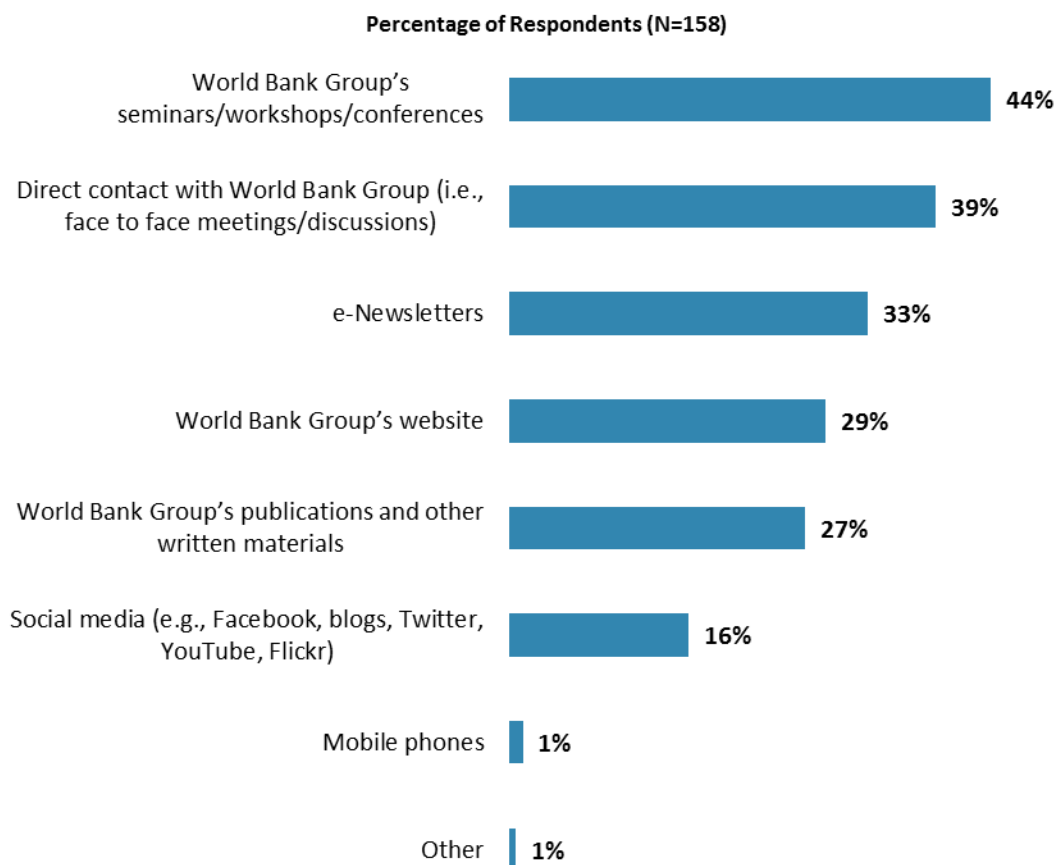
"How do you get most of your information about economic and social development issues in Honduras? (Choose no more than TWO)" (Respondents chose from a list. Responses combined.)



X. Communication and Outreach (continued)

Preferred Information Sources

- **Year comparison:** Respondents in the previous FY'13 Country Survey indicated that they would prefer to receive information from the World Bank through “*its seminars/workshops/conferences*” (44%) and “*e-Newsletters*” (42%).



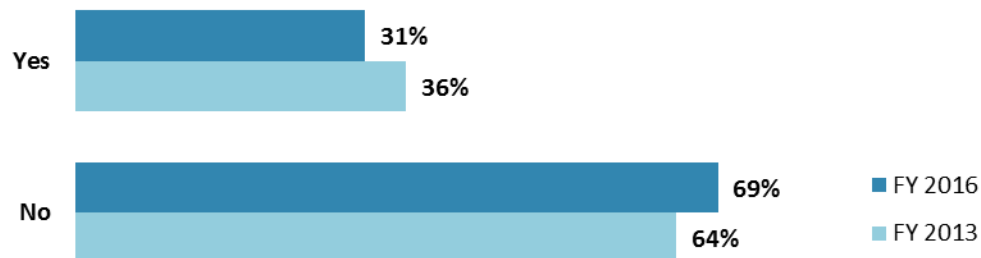
**"How would you prefer to receive information from the World Bank Group?
(Choose no more than TWO)" (Respondents chose from a list. Responses combined.)**



X. Communication and Outreach (continued)

Access to Information¹⁵


Percentage of Respondents (FY 2016 N=145; FY 2013 N=107)



"Are you aware of the World Bank Group's Access to Information Policies under which the WBG discloses any information in its possession that is not on a list of exceptions?"

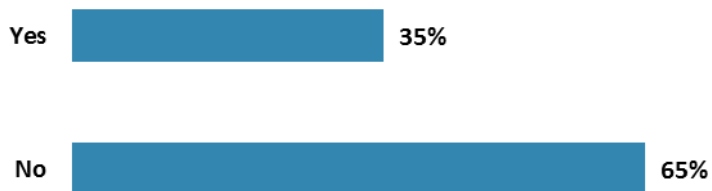
The WBG's Website and Social Media Usage

Percentage of Respondents (FY 2016 N=140; FY 2013 N=104)



"Do you use/have you used the World Bank Group website?"

Percentage of Respondents (FY 2016 N=145)



"Do you currently consult the World Bank Group social media sites (e.g., Facebook, blogs, Twitter, YouTube, Flickr)?"

¹⁵ Percentages presented in the charts on this page were calculated based on weighted data.



XI. Appendices

A. Responses to All Questions across All Respondents.....	43
B. Responses to All Questions by Stakeholder Groups.....	57
C. Responses to Selected Questions by Level of Collaboration with the World Bank Group	77
D. Responses to Selected Questions by Year.....	84
E. Indicator Questions as a Function of Exposure to the WBG	89
F. WBG Country Opinion Survey FY16 – Honduras Questionnaire ...	90

Honduras





Appendix A: Responses to All Questions across All Respondents (N=180)

All rating scale questions are presented with the total number of respondents that provided a rating (N), the number of respondents who indicated that they "Don't know" (DK), the mean rating across all respondents (Mean), and the standard deviation of this mean (SD). Indicator questions are noted with an asterisk (*).

A. General Issues Facing Honduras

1. In general would you say that Honduras is headed in ... ?	Percentage of Respondents (N=173)
The right direction	52.6%
The wrong direction	23.1%
Not sure	24.3%

2. Listed below are a number of development priorities in Honduras. Please identify which of the following you consider the most important development priorities in Honduras? (Choose no more than THREE)	Percentage of Respondents (Responses Combined; N=173)
Education	34.7%
Anti corruption	33.5%
Poverty reduction	32.4%
Job creation/employment	28.3%
Public sector governance/reform (i.e., government effectiveness, public financial management, public expenditure, fiscal system reform)	27.2%
Crime and violence	23.7%
Economic growth	13.9%
Food security	12.7%
Law and justice (e.g., judicial system)	11.6%
Climate change (e.g., mitigation, adaptation)	11.0%
Social protection (e.g., pensions, targeted social assistance)	7.5%
Private sector development	7.5%
Health	5.8%
Foreign direct investment	5.2%
Rural development	4.6%
Equality of opportunity (i.e., equity)	4.6%
Agricultural development	4.0%
Water and sanitation	4.0%
Environmental sustainability	4.0%
Transport (e.g., roads, bridges, transportation)	2.9%
Global/regional integration	2.3%
Disaster management	2.3%
Financial markets	1.7%
Trade and exports	1.7%
Energy	1.2%
Information and communications technology	1.2%
Gender equity	1.2%
Urban development	0.6%
Regulatory framework	0.6%
Communicable/non-communicable diseases	0.0%
Natural resource management (e.g., oil, gas, mining)	0.0%

**A. General Issues Facing Honduras (continued)**

3. The World Bank Group has committed itself to twin goals: ending extreme poverty by 2030 and boosting shared prosperity. Poverty reduction is a broad term that encompasses work in many different areas. Which THREE areas of development listed below do you believe would contribute most to reducing poverty in Honduras? (Choose no more than THREE)	Percentage of Respondents (Responses Combined; N=178)
Education	43.3%
Anti corruption	36.0%
Job creation/employment	35.4%
Economic growth	23.6%
Rural development	21.9%
Equality of opportunity (i.e., equity)	17.4%
Public sector governance/ reform (i.e., government effectiveness, public financial management, public expenditure, fiscal system reform)	16.9%
Crime and violence	12.9%
Foreign direct investment	10.7%
Health	10.1%
Water and sanitation	10.1%
Agricultural development	9.6%
Law and justice (e.g., judicial system)	9.6%
Private sector development	6.7%
Food security	5.6%
Climate change (e.g., mitigation, adaptation)	4.5%
Trade and exports	3.9%
Social protection (e.g., pensions, targeted social assistance)	3.4%
Gender equity	2.8%
Information and communications technology	2.2%
Natural resource management (e.g., oil, gas, mining)	2.2%
Transport (e.g., roads, bridges, transportation)	1.7%
Energy	1.7%
Disaster management	1.7%
Regulatory framework	1.7%
Urban development	1.1%
Financial markets	1.1%
Global/regional integration	0.6%
Communicable/non-communicable diseases	0.0%
Environmental sustainability	0.0%

**A. General Issues Facing Honduras (continued)**

4. The World Bank Group's "Shared Prosperity" goal captures two key elements, economic growth and equity. It will seek to foster income growth among the bottom 40 percent of a country's population. Improvement in the Shared Prosperity Indicator requires growth and well-being of the less well-off. When thinking about the idea of "shared prosperity" in your country, which of the following TWO best illustrate how this would be achieved in Honduras? (Choose no more than TWO)	Percentage of Respondents (Responses Combined; N=164)
Education and training that better ensure job opportunity	42.1%
Consistent economic growth	35.4%
Greater access to micro-finance for the poor	20.7%
Better entrepreneurial opportunities (i.e., to start small and medium sized businesses)	18.9%
Better employment opportunities for young people	14.6%
Greater voice and participation for citizens to help ensure greater accountability	12.8%
Greater access to health and nutrition for citizens	12.8%
Better opportunity for the poor who live in rural areas	12.8%
More reliable social safety net	9.1%
Greater equity of fiscal policy	6.1%
A growing middle class	5.5%
Better quality public services	2.4%
Other	1.8%
Better employment opportunities for women	1.8%
Better opportunity for the poor who live in urban areas	1.2%

5. Do you think the gap between the rich and the poor is a very big problem, a moderately big problem, a small problem, or not a problem at all in Honduras? (Select only ONE response)	Percentage of Respondents (N=174)
A very big problem	64.4%
A moderately big problem	29.3%
A small problem	4.0%
Not a problem at all	2.3%
Don't know	0.0%

6. In your view, is global climate change a very serious problem, somewhat serious, not too serious, or not a problem? (Select only ONE response)	Percentage of Respondents (N=174)
A very serious problem	92.0%
A somewhat serious problem	5.7%
Not too serious problem	1.7%
Not a problem	0.6%
Don't know	0.0%

B. Overall Attitudes toward the World Bank Group

How familiar are you with the work of these organizations in Honduras? (1-Not familiar at all, 10-Extremely familiar)	Familiarity			
	N	DK	Mean	SD
1. World Bank Group (WBG)	174	0	6.90	2.41
2. Inter-American Development Bank (IDB/BID)	172	0	7.14	2.46
3. Latin American Development Bank (CAF)	167	0	3.42	2.84
4. Central American Bank for Economic Integration (CABEI/BCiE)	172	0	6.69	2.72

**B. Overall Attitudes toward the World Bank Group (continued)**

Overall, please rate your impression of the effectiveness of these organizations in Honduras. (1-Not effective at all, 10-Extremely effective)	Effectiveness			
	N	DK	Mean	SD
5. World Bank Group (WBG)*	159	10	6.95	2.18
6. Inter-American Development Bank (IDB/BID)	158	9	6.84	2.32
7. Latin American Development Bank (CAF)	73	83	4.15	2.61
8. Central American Bank for Economic Integration (CABEI/BCiE)	152	16	6.78	2.19

Staff Preparedness	N	DK	Mean	SD
9. To what extent do you believe the World Bank Group's staff (local, regional, and headquarters) is well prepared (e.g., skills and knowledge) to help Honduras solve its most complicated development challenges? (1-To no degree at all, 10-To a very significant degree)	151	21	7.66	2.09

10. When thinking about how the World Bank Group can have the most impact on development results in Honduras, in which sectoral areas do you believe the World Bank Group should focus most of its resources (financial and knowledge services) in Honduras? (Choose no more than THREE)	Percentage of Respondents (Responses Combined; N=174)
Education	32.2%
Economic growth	26.4%
Public sector governance/reform (i.e., government effectiveness, public financial management, public expenditure, fiscal system reform)	24.7%
Poverty reduction	22.4%
Anti corruption	22.4%
Job creation/employment	21.8%
Rural development	14.4%
Crime and violence	12.1%
Agricultural development	12.1%
Health	11.5%
Climate change (e.g., mitigation, adaptation)	11.5%
Private sector development	8.6%
Law and justice (e.g., judicial system)	8.6%
Water and sanitation	8.6%
Food security	8.0%
Equality of opportunity (i.e., equity)	7.5%
Transport (e.g., roads, bridges, transportation)	6.3%
Foreign direct investment	5.7%
Environmental sustainability	4.0%
Social protection (e.g., pensions, targeted social assistance)	3.4%
Energy	3.4%
Natural resource management (e.g., oil, gas, mining)	2.9%
Trade and exports	2.9%
Disaster management	2.9%
Global/regional integration	2.3%
Financial markets	2.3%
Information and communications technology	1.7%
Gender equity	1.7%
Urban development	1.7%
Communicable/non-communicable diseases	1.1%
Regulatory framework	0.6%

**B. Overall Attitudes toward the World Bank Group (continued)**

11. When thinking about the World Bank Group's role, which activity do you believe is of greatest VALUE and which activity is of second greatest value in Honduras?	Percentage of Respondents (N=158)		
	Greatest Value	2 nd Greatest Value	Combined
Financial resources	46.2%	15.3%	61.5%
Policy advice, studies, analyses	16.5%	16.6%	33.0%
Help to bring discipline/effective supervision to implementation of investment projects	12.0%	15.9%	27.9%
Technical assistance	8.2%	17.2%	25.4%
Capacity development	8.9%	10.2%	19.1%
Data and statistics	3.8%	8.3%	12.1%
Mobilizing third party financial resources	1.9%	7.0%	8.9%
Donor coordination	0.0%	4.5%	4.5%
Convening/Facilitating	1.9%	1.9%	3.8%
Linkage to non-Bank expertise (i.e., South-South knowledge sharing)	0.0%	1.9%	1.9%
Other	0.6%	1.3%	1.9%

12. Which of the following do you identify as the World Bank Group's greatest WEAKNESSES in its work in Honduras? (Choose no more than TWO)	Percentage of Respondents (Responses Combined; N=171)
Too influenced by developed countries	18.7%
World Bank Group's processes too complex	18.7%
Not enough public disclosure of its work	16.4%
Not willing to honestly criticize policies and reform efforts in the country	15.8%
World Bank Group's processes too slow (e.g., too bureaucratic in its operational policies and procedures)	15.8%
Imposing technocratic solutions without regard to political realities	14.6%
Not adequately sensitive to political/social realities in Honduras	13.5%
Not collaborating enough with stakeholders outside the Government	12.9%
Not aligned with country priorities	8.8%
Not aligned with other donors' work	8.2%
Don't know	7.6%
Its advice and strategies do not lend themselves to practical problem solving	6.4%
Staff too inaccessible	5.8%
Not exploring alternative policy options	5.3%
Arrogant in its approach	3.5%
Not client focused	2.9%
Other	2.3%
The credibility of its knowledge/data	0.0%

13. Which World Bank Group's instruments do you believe are the MOST effective in reducing poverty in Honduras? (Choose no more than TWO)	Percentage of Respondents (Responses Combined; N=172)
Investment lending (financing specific projects)	59.3%
Technical assistance (advice, best practice, international experience, etc.)	35.5%
Capacity development	28.5%
Policy based lending/budget support to the Government	18.6%
Multi-sectoral approaches	14.0%
Knowledge products/services (analytical work, studies, surveys, etc.)	12.2%
Trust Fund management	9.9%
Don't know	4.7%
Convening power	2.3%
Other	1.2%

**B. Overall Attitudes toward the World Bank Group (continued)**

14. To what extent do you believe that the World Bank Group's work and support help the poorest in Honduras? (Select only ONE response)	Percentage of Respondents (N=172)
To a fully sufficient degree	9.3%
To a somewhat sufficient degree	23.8%
To a somewhat insufficient degree	48.8%
To a very insufficient degree	12.2%
Don't know	5.8%

To what extent do you agree with the following statements about the World Bank Group's work in Honduras? (1-Strongly disagree, 10-Strongly agree)	Level of Agreement			
	N	DK	Mean	SD
15. Overall the World Bank Group currently plays a relevant role in development in Honduras*	163	8	6.64	2.38
16. The World Bank Group's work is aligned with what I consider the development priorities for Honduras*	160	10	6.36	2.28

To what extent is the World Bank Group an effective development partner in Honduras, in terms of each of the following? (1-To no degree at all, 10-To a very significant degree)	Degree			
	N	DK	Mean	SD
17. Responsiveness to needs*	160	9	6.53	2.10
18. Flexibility (in terms of the institution's products and services)*	146	20	6.12	1.87
19. Flexibility (in terms of changing country circumstances)*	150	18	5.95	1.93
20. Being inclusive*	150	18	6.45	2.07
21. Openness (sharing data and other information)*	144	16	7.28	2.06
22. Collaboration with the Government*	155	11	7.83	1.89
23. The speed in which it gets things accomplished on the ground*	141	23	5.98	2.07
24. Ease of access to the people at the World Bank Group who are making decisions important to my work*	148	16	6.24	2.51
25. Collaboration with civil society*	138	26	6.37	2.21
26. Staff accessibility*	149	14	6.32	2.57
27. Collaboration with other donors and development partners*	136	28	6.82	2.14
28. Collaboration with the private sector*	126	37	7.05	1.99
29. Straightforwardness and honesty*	143	21	7.24	2.36
30. Treating clients and stakeholders in Honduras with respect*	143	22	7.67	2.27
31. Being a long-term partner*	146	21	8.18	2.04

32. When World Bank Group assisted reform efforts fail or are slow to take place, which of the following would you attribute this to? (Choose no more than TWO)	Percentage of Respondents (Responses Combined; N=167)
Lack of/inadequate levels of capacity in Government	38.3%
There is not an adequate level of citizen/civil society participation	26.9%
The Government works inefficiently	25.7%
Political pressures and obstacles	24.6%
The World Bank Group is not sensitive enough to political/social realities on the ground	24.0%
Reforms are not well thought out in light of country challenges	21.6%
Poor donor coordination	10.8%
The World Bank Group does not do adequate follow through/follow-up	7.2%
The World Bank Group works too slowly	7.2%
Other	4.8%

**C. World Bank Group's Effectiveness and Results**

1. In your opinion, how IMPORTANT is it for the World Bank Group to be involved in the following areas of development in Honduras? (1-Not important at all, 10-Very important)	Importance			
	N	DK	Mean	SD
1. Crime and violence	147	13	7.29	2.53
2. Financial markets	132	16	7.72	2.05
3. Transport (e.g., roads, bridges, transportation)	141	13	7.72	1.92
4. Anti corruption	147	11	7.95	2.54
5. Law and justice (e.g., judicial system)	143	12	7.73	2.42
6. Urban development	144	12	7.53	2.14
7. Environmental sustainability	148	10	7.97	2.16
8. Trade and exports	141	15	7.72	1.94
9. Information and communications technology	146	11	7.86	1.81
10. Poverty reduction	155	7	8.58	2.19
11. Gender equity	155	7	7.57	2.40
12. Private sector development	139	17	7.73	2.01
13. Foreign direct investment	137	20	7.85	2.03
14. Water and sanitation	151	10	8.11	2.02
15. Regulatory framework	141	17	7.38	2.02
16. Economic growth	148	9	8.34	1.90
17. Energy	150	10	8.22	1.80
18. Disaster management	151	9	7.92	2.05
19. Public sector governance/reform (i.e., government effectiveness, public financial management, public expenditure, fiscal system reform)	155	6	8.06	2.16
20. Job creation/employment	154	9	7.75	2.32
21. Communicable/non-communicable diseases	145	13	6.73	2.30
22. Equality of opportunity (i.e., equity)	148	12	7.51	2.36
23. Social protection (e.g., pensions, targeted social assistance)	152	8	7.12	2.47
24. Rural development	151	7	7.97	2.24
25. Global/regional integration	146	12	7.67	2.04
26. Food security	150	8	7.98	2.18
27. Natural resource management (e.g., oil, gas, mining)	146	12	7.44	2.19
28. Health	153	7	8.01	2.22
29. Climate change (e.g., mitigation, adaptation)	149	10	8.28	2.14
30. Agricultural development	149	10	8.11	2.15
31. Education	157	6	8.39	2.28

**C. World Bank Group's Effectiveness and Results (continued)**

2. How EFFECTIVE do you believe the World Bank Group is in terms of the work it does in the following areas of development in Honduras? (1-Not effective at all, 10-Very effective)	Effectiveness			
	N	DK	Mean	SD
1. Gender equity	74	87	6.76	2.19
2. Information and communications technology	71	88	6.89	1.82
3. Transport (e.g., roads, bridges, transportation)	87	67	7.16	2.01
4. Crime and violence	83	76	6.36	2.21
5. Law and justice (e.g., judicial system)	76	81	6.39	2.37
6. Urban development	80	77	6.98	1.93
7. Environmental sustainability	97	61	7.23	2.09
8. Regulatory framework	80	74	6.80	1.90
9. Communicable/non-communicable diseases	72	81	6.64	2.11
10. Poverty reduction	119	37	7.12	2.40
11. Anti corruption	99	60	6.66	2.52
12. Private sector development	85	74	7.00	2.09
13. Foreign direct investment	76	82	6.87	2.22
14. Water and sanitation	105	54	7.18	2.14
15. Trade and exports	76	81	7.18	2.08
16. Economic growth	103	54	7.30	2.14
17. Health	102	55	6.91	2.28
18. Disaster management	87	70	7.11	2.28
19. Public sector governance/reform (i.e., government effectiveness, public financial management, public expenditure, fiscal system reform)	107	51	6.86	2.43
20. Job creation/employment	87	71	6.14	2.38
21. Financial markets	77	82	7.13	2.01
22. Equality of opportunity (i.e., equity)	86	70	6.59	2.36
23. Energy	102	56	7.32	2.17
24. Rural development	104	52	7.32	2.18
25. Global/regional integration	80	75	7.11	2.10
26. Food security	96	61	7.00	2.28
27. Education	105	52	7.06	2.10
28. Social protection (e.g., pensions, targeted social assistance)	98	58	6.53	2.48
29. Climate change (e.g., mitigation, adaptation)	96	64	7.21	2.37
30. Agricultural development	96	60	6.95	2.19
31. Natural resource management (e.g., oil, gas, mining)	80	79	6.77	2.39

Achieving Development Results*	N	DK	Mean	SD
3. To what extent does the World Bank Group's work help to achieve development results in Honduras? (1-To no degree at all, 10-To a very significant degree)	152	9	6.95	1.99

To what extent do you agree with the following statements about the World Bank Group in Honduras? (1-Strongly disagree, 10-Strongly agree)	N	DK	Mean	SD
4. The World Bank Group's financial instruments (i.e., investment lending, Development Policy Loan, Trust Funds, Program 4 Result, etc.) meet the needs of Honduras*	146	15	6.57	2.16
5. The World Bank Group meets Honduras's needs for knowledge services (e.g., research, analysis, data, technical assistance, convening power)*	142	18	6.85	2.06

**C. World Bank Group's Effectiveness and Results (continued)**

Measuring and Correcting the World Bank Group's Work	N	DK	Mean	SD
6. To what extent do you believe the World Bank Group measures and corrects its work in real time in Honduras? (1-To no degree at all, 10-To a very significant degree)	125	36	6.37	2.01

D. The World Bank Group's Knowledge Work and Activities

1. How frequently do you consult World Bank Group's knowledge work and activities in the work you do?	Percentage of Respondents (N=162)
Weekly	5.6%
Monthly	24.7%
A few times a year	44.4%
Rarely	19.8%
Never	5.6%

In Honduras, to what extent do you believe that the World Bank Group's knowledge work and activities: (1-To no degree at all, 10-To a very significant degree)	Degree			
	N	DK	Mean	SD
2. Are timely	136	26	7.16	1.94
3. Lead to practical solutions	136	25	6.74	1.96
4. Are accessible (well written and easy to understand)	134	28	7.19	2.16
5. Are translated enough into local language	139	22	7.45	2.36
6. Are adaptable to Honduras's specific development challenges and country circumstances*	141	22	7.06	1.98

Overall Evaluations	N	DK	Mean	SD
7. Overall, how significant a contribution do you believe the World Bank Group's knowledge work and activities make to development results in your country?* (1-Not significant at all, 10-Very significant)	144	20	7.42	2.04
8. Overall, how would you rate the technical quality of the World Bank Group's knowledge work and activities?* (1-Very low technical quality, 10-Very high technical quality)	141	21	7.78	1.88

E. Working with the World Bank Group

To what extent do you agree/disagree with the following statements? (1-Strongly disagree, 10-Strongly agree)	Level of Agreement			
	N	DK	Mean	SD
1. The World Bank Group disburses funds promptly	118	45	6.85	2.11
2. The World Bank Group effectively monitors and evaluates the projects and programs it supports	139	23	7.30	2.30
3. The World Bank Group's approvals and reviews are done in a timely fashion	130	31	6.92	2.17
4. The World Bank Group's "Safeguard Policy" requirements are reasonable	105	55	7.50	1.85
5. The World Bank Group's conditions on its lending are reasonable	120	41	7.03	2.08
6. The World Bank Group takes decisions quickly in Honduras*	121	41	6.49	2.12
7. Working with the World Bank Group increases Honduras's institutional capacity	144	18	7.49	2.33
8. Where country systems (e.g., procurement, financial management, etc.) are adequate, the World Bank Group makes appropriate use of them*	101	61	7.43	1.94
9. The World Bank Group provides effective implementation support (i.e., supervision of projects)	131	31	7.40	1.92

**E. Working with the World Bank Group (continued)**

WBG Promoting PPP in Honduras	N	DK	Mean	SD
10. To what extent do you believe that the World Bank Group's work helps to find solutions that promote private public partnerships in Honduras? (1-To no degree at all, 10-To a very significant degree)	116	46	7.03	2.13

11. Which of the following best describes the World Bank Group's support in Honduras? (Select only ONE response)	Percentage of Respondents (N=159)
The World Bank Group is sufficiently selective and focuses on the most important development challenges in Honduras	46.5%
The World Bank Group is not sufficiently selective in Honduras, and it is involved in too many areas of development	32.7%
Don't know	20.8%

F. The Future Role of the World Bank Group in Honduras

1. Which of the following SHOULD the World Bank Group do to make itself of greater value in Honduras? (Choose no more than TWO)	Percentage of Respondents (Responses Combined; N=158)
Increase the level of capacity development in the country	35.4%
Reach out more to groups outside of Government	29.7%
Reduce the complexity of obtaining World Bank Group financing	23.4%
Offer more innovative financial products	19.0%
Improve the competitiveness of its financing compared to markets (e.g., cost, timeliness, other terms)	17.7%
Provide more adequate data/knowledge/statistics/figures on Honduras's economy	13.9%
Ensure greater selectivity in its work	11.4%
Work faster	8.9%
Improve the quality of its experts as related to Honduras's specific challenges	8.2%
Collaborate more effectively with Government clients (e.g., national, state, local)	8.2%
Offer more innovative knowledge services	7.6%
Other	5.1%
Increase availability of Reimbursable Advisory Services (RAS)	3.8%

2. When considering the combination of services that the World Bank Group offers in Honduras, and taking into account its limited level of resources, which ONE of the following do you believe the World Bank Group should offer more of in Honduras? (Select only ONE response)	Percentage of Respondents (N=157)
The combination is appropriate for Honduras	33.1%
Financial services	32.5%
Knowledge products	24.8%
Don't know	4.5%
Convening services	3.2%
None of the above	1.9%

**G. Communication and Information Sharing**

1. How do you get most of your information about economic and social development issues in Honduras? (Choose no more than TWO)	Percentage of Respondents (Responses Combined; N=159)
Internet	56.0%
Periodicals	44.7%
Local newspapers	27.7%
Social media (e.g., Facebook, blogs, Twitter, YouTube, Flickr)	19.5%
Local television	11.9%
Other	8.2%
Local radio	8.2%
International newspapers	5.0%
International television	3.8%
International radio	0.0%

2. How would you prefer to receive information from the World Bank Group? (Choose no more than TWO)	Percentage of Respondents (Responses Combined; N=158)
World Bank Group's seminars/workshops/conferences	44.3%
Direct contact with World Bank Group (i.e., face to face meetings/discussions)	39.2%
e-Newsletters	32.9%
World Bank Group's website	29.1%
World Bank Group's publications and other written materials	27.2%
Social media (e.g., Facebook, blogs, Twitter, YouTube, Flickr)	16.5%
Mobile phones	1.3%
Other	0.6%

3. Are you aware of the World Bank Group's Access to Information Policies under which the World Bank Group discloses any information in its possession that is not on a list of exceptions?	Percentage of Respondents (N=156)
Yes	32.7%
No	67.3%

4. If yes, from which of the following sources did you learn about the World Bank Group's Access to Information Policies? (Select only ONE response)	Percentage of Respondents (N=51)
World Bank Group's website	39.2%
World Bank Group's seminars/workshops/conferences	19.6%
News/Media	17.6%
Colleagues/Friends/Peer organizations	13.7%
World Bank Group's e-Newsletters	9.8%
Other	0.0%

5. Have you requested information from the World Bank Group on its activities in the past year?	Percentage of Respondents (N=152)
Yes	22.4%
No	77.6%

6. Were you able to obtain this information?	Percentage of Respondents (N=31)
Yes	96.8%
No	3.2%

**G. Communication and Information Sharing (continued)**

7. Do you use/have you used the World Bank Group website?	Percentage of Respondents (N=151)
Yes	77.5%
No	22.5%

8. Do you currently consult the World Bank Group social media sites (e.g., Facebook, blogs, Twitter, YouTube, and Flickr)?	Percentage of Respondents (N=145)
Yes	35.2%
No	64.8%

Please rate how much you agree with the following statements. (1-Strongly disagree, 10-Strongly agree)	Level of Agreement			
	N	DK	Mean	SD
9. When I need information from the World Bank Group I know how to find it (e.g., whom to call, where to reach them, etc.)	144	14	7.19	2.56
10. The World Bank Group's social media channels (e.g., blogs, Facebook, Twitter, YouTube, Flickr) are valuable sources of information about the institution	107	50	7.52	2.36
11. The World Bank Group is responsive to my information requests and inquiries	101	53	7.74	2.24

H. Background Information

1. Which of the following best describes your current position? (Select only ONE response)	Percentage of Respondents (N=177)
Employee of a Ministry, Ministerial Department or Implementation Agency	11.9%
Project Management Unit (PMU) overseeing implementation of project/Consultant/Contractor working on World Bank Group supported project/program	11.9%
NGO/Community Based Organization	11.3%
Office of Minister	9.6%
Bilateral/Multilateral Agency	9.6%
Academia/Research Institute/Think Tank	8.5%
Private Sector Organization	7.9%
Media (press, radio, TV, web, etc.)	7.3%
Other	6.8%
Office of Parliamentarian	3.4%
Private Foundation	3.4%
Independent Government Institution (i.e., Regulatory Agency, Central Bank/oversight institution)	2.8%
Local Government Office or Staff	2.3%
Office of the President, Prime Minister	1.7%
Financial Sector/Private Bank	1.7%

**H. Background Information (continued)**

2. Please identify the primary specialization of your work. (Select only ONE response)	Percentage of Respondents (N=174)
Other	13.2%
Education	12.1%
Generalist (specialized in multiple sectors)	10.9%
Governance	9.8%
Finance and markets	8.6%
Environment and natural resources	5.2%
Transport and ICT	4.6%
Agriculture	4.6%
Health, nutrition, and population	4.0%
Urban, rural, and social development	4.0%
Social protection and labor	3.4%
Macroeconomics and fiscal management	3.4%
Trade and competitiveness	3.4%
Poverty	3.4%
Water	2.9%
Energy and extractives	1.7%
Jobs	1.7%
Gender	1.1%
Climate Change	1.1%
Fragility, conflict and violence	0.6%

3. Currently, do you professionally collaborate/work with the World Bank Group (IDA, IFC, or MIGA) in your country? (Select only ONE response)	Percentage of Respondents (N=171)
Yes	28.1%
No	71.9%

4. Which of the following agencies of the World Bank Group do you primarily engage with in Honduras? (Select only ONE response)	Percentage of Respondents (N=152)
The World Bank (IDA)	76.3%
The International Finance Corporation (IFC)	12.5%
The Multilateral Investment Guarantee Agency (MIGA)	0.0%
Other	11.2%

5. Do your projects involve both the World Bank and the IFC?	Percentage of Respondents (N=163)
Yes	27.6%
No	72.4%

6. If yes, what was your view of how the two institutions work together in Honduras? (Select only ONE response)	Percentage of Respondents (N=50)
The two institutions work well together	46.0%
The way the two institutions work together needs improvement	26.0%
The two institutions do not work well together	0.0%
Don't know	28.0%

**H. Background Information (continued)**

7. Which of the following describes most of your exposure to the World Bank Group in Honduras? (Choose no more than TWO)	Percentage of Respondents (Responses Combined; N=165)
Use World Bank Group reports/data	45.5%
Engage in World Bank Group related/sponsored events/activities	33.3%
Use World Bank Group website for information, data, research, etc.	30.3%
Observer (i.e., follow in media, discuss in informal conversations, etc.)	28.5%
Collaborate as part of my professional duties	22.4%

8. What's your gender?	Percentage of Respondents (N=173)
Female	32.9%
Male	67.1%

9. Which best represents your geographic location?	Percentage of Respondents (N=173)
Tegucigalpa	89.6%
San Pedro Sula	7.5%
La Ceiba	2.9%
Comayagua	0.0%

Appendix B: Responses to All Questions by Stakeholder Groups¹⁶

- Office of the President/Prime Minister/Minister N=20 ● Employee of a Ministry N=21 ● PMU/Consultant on WBG-supported Project N=21
- Bilateral/Multilateral Agency N=17 ● Private Sector/Financial Sector/Private Bank N=17 ● CSO N=26 ● Media N=13
- Academia/Research Institute/Think Tank N=15 ● Other N=27

A. General Issues facing Honduras

In general, would you say that Honduras is headed in ... ?*

Percentage of Respondents	Office of the President/Prime Minister/Minister	Employee of a Ministry	PMU/Consultant	Bilateral/Multilateral Agency	Private Sector/Financial Sector/Private Bank	CSO	Media	Academia/Research Institute/Think Tank	Other
The right direction	89.5%	75.0%	61.9%	47.1%	37.5%	32.0%	30.8%	28.6%	55.6%
The wrong direction	5.3%	5.0%	4.8%	17.6%	25.0%	44.0%	46.2%	35.7%	29.6%
Not sure	5.3%	20.0%	33.3%	35.3%	37.5%	24.0%	23.1%	35.7%	14.8%

*Significantly different between stakeholder groups

¹⁶ Only 177 respondents provided information about their current positions. Therefore, only these respondents were included in the across-stakeholder analysis presented in this appendix.

A. General Issues facing Honduras (continued)

Listed below are a number of development priorities in Honduras. Please identify which of the following you consider the most important development priorities in Honduras?
(Choose no more than THREE)

Percentage of Respondents (Responses combined)	Office of the President/Prime Minister/Minister	Employee of a Ministry	PMU/ Consultant	Bilateral/ Multilateral Agency	Private Sector/ Financial Sector/ Private Bank	CSO	Media	Academia/ Research Institute/ Think Tank	Other
Global/regional integration	0.0%	0.0%	0.0%	0.0%	0.0%	0.0%	15.4%	6.7%	3.7%
Food security	17.6%	20.0%	22.2%	0.0%	11.8%	15.4%	7.7%	13.3%	7.4%
Public sector governance/reform	35.3%	15.0%	22.2%	47.1%	23.5%	34.6%	23.1%	20.0%	18.5%
Social protection	5.9%	15.0%	5.6%	17.6%	5.9%	7.7%	0.0%	6.7%	3.7%
Gender equity	0.0%	0.0%	0.0%	5.9%	0.0%	0.0%	0.0%	0.0%	0.0%
Private sector development	0.0%	0.0%	11.1%	5.9%	17.6%	11.5%	0.0%	6.7%	11.1%
Foreign direct investment	11.8%	5.0%	5.6%	5.9%	5.9%	0.0%	15.4%	6.7%	0.0%
Urban development	5.9%	0.0%	0.0%	0.0%	0.0%	0.0%	0.0%	0.0%	0.0%
Energy	5.9%	0.0%	0.0%	5.9%	0.0%	0.0%	0.0%	0.0%	0.0%
Job creation/employment	41.2%	45.0%	22.2%	17.6%	17.6%	11.5%	46.2%	46.7%	25.9%
Rural development	11.8%	5.0%	5.6%	0.0%	5.9%	7.7%	0.0%	6.7%	0.0%
Financial markets	5.9%	0.0%	0.0%	0.0%	0.0%	3.8%	0.0%	0.0%	3.7%
Water and sanitation	5.9%	5.0%	11.1%	0.0%	5.9%	7.7%	0.0%	0.0%	0.0%
Environmental sustainability	5.9%	15.0%	5.6%	0.0%	0.0%	3.8%	0.0%	0.0%	3.7%
Equality of opportunity	0.0%	15.0%	0.0%	5.9%	0.0%	3.8%	7.7%	6.7%	3.7%
Health	0.0%	15.0%	5.6%	0.0%	0.0%	0.0%	0.0%	13.3%	11.1%
Climate change*	5.9%	25.0%	27.8%	0.0%	0.0%	11.5%	15.4%	0.0%	11.1%
Poverty reduction	47.1%	15.0%	27.8%	29.4%	23.5%	30.8%	30.8%	26.7%	48.1%
Transport	0.0%	5.0%	5.6%	0.0%	0.0%	0.0%	7.7%	0.0%	7.4%
Education	17.6%	35.0%	38.9%	29.4%	41.2%	26.9%	23.1%	60.0%	40.7%
Agricultural development	0.0%	5.0%	0.0%	0.0%	5.9%	3.8%	7.7%	6.7%	7.4%
Trade and exports	0.0%	0.0%	0.0%	0.0%	5.9%	3.8%	0.0%	0.0%	3.7%
Crime and violence	23.5%	15.0%	22.2%	41.2%	29.4%	38.5%	23.1%	13.3%	7.4%
Anti corruption	5.9%	25.0%	38.9%	47.1%	52.9%	26.9%	53.8%	40.0%	25.9%
Law and justice	11.8%	0.0%	0.0%	23.5%	5.9%	11.5%	7.7%	13.3%	25.9%
Regulatory framework	0.0%	0.0%	0.0%	0.0%	5.9%	0.0%	0.0%	0.0%	0.0%
Communicable/non-communicable diseases	0.0%	0.0%	0.0%	0.0%	0.0%	0.0%	0.0%	0.0%	0.0%
Natural resource management	0.0%	0.0%	0.0%	0.0%	0.0%	0.0%	0.0%	0.0%	0.0%
Economic growth	23.5%	10.0%	5.6%	17.6%	35.3%	7.7%	7.7%	6.7%	14.8%
Disaster management*	0.0%	0.0%	16.7%	0.0%	0.0%	3.8%	0.0%	0.0%	0.0%
Information and communications technology	0.0%	0.0%	0.0%	0.0%	0.0%	7.7%	0.0%	0.0%	0.0%

*Significantly different between stakeholder groups

A. General Issues facing Honduras (continued)

The World Bank Group has committed itself to twin goals: ending extreme poverty by 2030 and boosting shared prosperity. Poverty reduction is a broad term that encompasses work in many different areas. Which THREE areas of development listed below do you believe would contribute most to reducing poverty in Honduras? (Choose no more than THREE)

Percentage of Respondents (Responses combined)	Office of the President/Prime Minister/Minister	Employee of a Ministry	PMU/ Consultant	Bilateral/ Multilateral Agency	Private Sector/ Financial Sector/ Private Bank	CSO	Media	Academia/ Research Institute/ Think Tank	Other
Water and sanitation*	31.6%	0.0%	19.0%	0.0%	11.8%	8.0%	0.0%	6.7%	11.1%
Equality of opportunity	10.5%	14.3%	0.0%	29.4%	5.9%	20.0%	23.1%	20.0%	29.6%
Rural development	15.8%	28.6%	42.9%	11.8%	11.8%	20.0%	7.7%	20.0%	25.9%
Climate change	5.3%	9.5%	4.8%	5.9%	0.0%	4.0%	15.4%	0.0%	0.0%
Global/regional integration	0.0%	0.0%	0.0%	0.0%	0.0%	0.0%	7.7%	0.0%	0.0%
Gender equity*	0.0%	0.0%	0.0%	11.8%	0.0%	12.0%	0.0%	0.0%	0.0%
Economic growth	31.6%	23.8%	28.6%	23.5%	23.5%	24.0%	30.8%	6.7%	22.2%
Urban development	0.0%	4.8%	0.0%	0.0%	0.0%	0.0%	0.0%	6.7%	0.0%
Regulatory framework	0.0%	0.0%	0.0%	0.0%	0.0%	0.0%	7.7%	6.7%	3.7%
Social protection	0.0%	0.0%	4.8%	11.8%	0.0%	0.0%	0.0%	13.3%	3.7%
Law and justice	5.3%	9.5%	0.0%	23.5%	11.8%	8.0%	15.4%	6.7%	11.1%
Transport	0.0%	0.0%	9.5%	0.0%	0.0%	0.0%	0.0%	0.0%	3.7%
Crime and violence	5.3%	9.5%	23.8%	23.5%	23.5%	16.0%	7.7%	0.0%	3.7%
Communicable/non-communicable diseases	0.0%	0.0%	0.0%	0.0%	0.0%	0.0%	0.0%	0.0%	0.0%
Information and communications technology	0.0%	4.8%	0.0%	0.0%	0.0%	4.0%	0.0%	6.7%	3.7%
Anti corruption*	15.8%	28.6%	14.3%	41.2%	58.8%	40.0%	69.2%	33.3%	33.3%
Education	42.1%	47.6%	42.9%	35.3%	52.9%	36.0%	30.8%	73.3%	40.7%
Foreign direct investment	26.3%	9.5%	0.0%	11.8%	0.0%	0.0%	15.4%	20.0%	14.8%
Energy	10.5%	0.0%	4.8%	0.0%	0.0%	0.0%	0.0%	0.0%	0.0%
Public sector governance/reform	10.5%	9.5%	19.0%	11.8%	5.9%	28.0%	7.7%	13.3%	25.9%
Private sector development	10.5%	0.0%	4.8%	11.8%	17.6%	8.0%	0.0%	13.3%	0.0%
Natural resource management	5.3%	0.0%	0.0%	0.0%	0.0%	0.0%	0.0%	6.7%	7.4%
Environmental sustainability	0.0%	0.0%	0.0%	0.0%	0.0%	0.0%	0.0%	0.0%	0.0%
Health	15.8%	4.8%	4.8%	17.6%	23.5%	4.0%	15.4%	0.0%	7.4%
Agricultural development	10.5%	9.5%	19.0%	0.0%	11.8%	16.0%	7.7%	0.0%	7.4%
Disaster management*	0.0%	0.0%	14.3%	0.0%	0.0%	0.0%	0.0%	0.0%	0.0%
Job creation/employment	31.6%	66.7%	38.1%	23.5%	29.4%	28.0%	30.8%	33.3%	37.0%
Financial markets	5.3%	0.0%	0.0%	0.0%	0.0%	4.0%	0.0%	0.0%	0.0%
Trade and exports	0.0%	0.0%	4.8%	5.9%	11.8%	8.0%	7.7%	0.0%	0.0%
Food security	10.5%	9.5%	0.0%	0.0%	0.0%	8.0%	0.0%	13.3%	7.4%

*Significantly different between stakeholder groups

A. General Issues facing Honduras (continued)

The World Bank Group's "Shared Prosperity" goal captures two key elements, economic growth and equity. It will seek to foster income growth among the bottom 40 percent of a country's population. Improvement in the Shared Prosperity Indicator requires growth and well-being of the less well-off. When thinking about the idea of "shared prosperity" in your country, which of the following TWO best illustrate how this would be achieved in Honduras? (Choose no more than TWO)

Percentage of Respondents (Responses combined)	Office of the President/Prime Minister/Minister	Employee of a Ministry	PMU/ Consultant	Bilateral/ Multilateral Agency	Private Sector/ Financial Sector/ Private Bank	CSO	Media	Academia/ Research Institute/ Think Tank	Other
Consistent economic growth	53.3%	38.9%	16.7%	47.1%	35.3%	23.1%	30.8%	50.0%	34.8%
More reliable social safety net	13.3%	22.2%	5.6%	5.9%	0.0%	11.5%	0.0%	7.1%	13.0%
Greater access to micro-finance for the poor	26.7%	22.2%	27.8%	17.6%	23.5%	15.4%	23.1%	7.1%	21.7%
Greater voice and participation for citizens to help ensure greater accountability	0.0%	0.0%	5.6%	11.8%	11.8%	19.2%	23.1%	21.4%	13.0%
Greater access to health and nutrition for citizens	13.3%	16.7%	16.7%	5.9%	35.3%	3.8%	7.7%	14.3%	8.7%
Better entrepreneurial opportunities (i.e., to start small and medium sized businesses)	33.3%	16.7%	22.2%	17.6%	23.5%	19.2%	15.4%	7.1%	17.4%
A growing middle class	0.0%	0.0%	11.1%	11.8%	11.8%	7.7%	7.7%	0.0%	0.0%
Better opportunity for the poor who live in rural areas	0.0%	11.1%	33.3%	17.6%	5.9%	15.4%	0.0%	7.1%	13.0%
Better opportunity for the poor who live in urban areas	0.0%	0.0%	5.6%	0.0%	0.0%	0.0%	0.0%	7.1%	0.0%
Better employment opportunities for young people	20.0%	22.2%	11.1%	11.8%	0.0%	19.2%	30.8%	14.3%	8.7%
Better employment opportunities for women	0.0%	0.0%	0.0%	11.8%	0.0%	3.8%	0.0%	0.0%	0.0%
Greater equity of fiscal policy	0.0%	5.6%	5.6%	17.6%	5.9%	3.8%	7.7%	7.1%	4.3%
Education and training that better ensure job opportunity	40.0%	38.9%	44.4%	23.5%	41.2%	50.0%	38.5%	42.9%	52.2%
Better quality public services	0.0%	0.0%	0.0%	0.0%	5.9%	3.8%	7.7%	7.1%	0.0%
Other	0.0%	0.0%	0.0%	0.0%	0.0%	3.8%	7.7%	0.0%	4.3%

Do you think the gap between the rich and the poor is a very big problem, a moderately big problem, a small problem, or not a problem at all in Honduras?* (Select only ONE response)

Percentage of Respondents	Office of the President/Prime Minister/Minister	Employee of a Ministry	PMU/ Consultant	Bilateral/ Multilateral Agency	Private Sector/ Financial Sector/ Private Bank	CSO	Media	Academia/ Research Institute/ Think Tank	Other
A very big problem	40.0%	47.6%	47.6%	82.4%	58.8%	80.8%	61.5%	71.4%	83.3%
A moderately big problem	55.0%	42.9%	47.6%	11.8%	29.4%	7.7%	38.5%	28.6%	12.5%
A small problem	5.0%	0.0%	4.8%	0.0%	11.8%	11.5%	0.0%	0.0%	0.0%
Not a problem at all	0.0%	9.5%	0.0%	5.9%	0.0%	0.0%	0.0%	0.0%	4.2%
Don't know	0.0%	0.0%	0.0%	0.0%	0.0%	0.0%	0.0%	0.0%	0.0%

*Significantly different between stakeholder groups

In your view, is global climate change a very serious problem, somewhat serious, not too serious, or not a problem? (Select only ONE response)

Percentage of Respondents	Office of the President/Prime Minister/Minister	Employee of a Ministry	PMU/ Consultant	Bilateral/ Multilateral Agency	Private Sector/ Financial Sector/ Private Bank	CSO	Media	Academia/ Research Institute/ Think Tank	Other
A very serious problem	95.0%	90.5%	100.0%	88.2%	82.4%	84.6%	100.0%	85.7%	100.0%
A somewhat serious problem	5.0%	9.5%	0.0%	11.8%	17.6%	3.8%	0.0%	7.1%	0.0%
Not too serious problem	0.0%	0.0%	0.0%	0.0%	0.0%	7.7%	0.0%	7.1%	0.0%
Not a problem	0.0%	0.0%	0.0%	0.0%	0.0%	3.8%	0.0%	0.0%	0.0%
Don't know	0.0%	0.0%	0.0%	0.0%	0.0%	0.0%	0.0%	0.0%	0.0%

B. Overall Attitudes toward the World Bank Group

How familiar are you with the work of these organizations in Honduras? (1-Not familiar at all, 10-Extremely familiar)

	Office of President/Prime Minister/Minister			Employee of a Ministry			PMU/Consultant			Bilateral/Multilateral Agency			Private Sector/Financial Sector/Private Bank			CSO			Media			Academia/Research Institute/Think Tank			Other		
	N	Mean	SD	N	Mean	SD	N	Mean	SD	N	Mean	SD	N	Mean	SD	N	Mean	SD	N	Mean	SD	N	Mean	SD	N	Mean	SD
World Bank Group (WBG)*	19	8.84	1.30	21	6.67	2.44	21	8.57	1.89	17	6.88	2.12	17	7.29	2.23	26	5.35	2.17	13	6.08	2.29	14	6.43	2.71	25	6.12	2.30
Inter-American Development Bank (IDB/BID)*	18	8.94	1.30	21	6.67	2.48	21	7.95	1.99	17	8.06	1.68	17	8.12	1.54	26	6.27	2.60	12	6.33	2.74	14	6.57	2.71	25	5.76	2.76
Latin American Development Bank (CAF)*	17	5.59	2.74	20	2.80	2.89	20	2.05	1.67	17	4.00	3.22	16	4.63	3.26	26	2.65	2.43	12	2.75	2.53	14	3.64	3.10	24	3.17	2.43
Central American Bank for Economic Integration (CABE/BCiE)*	18	8.56	1.72	21	5.76	2.83	21	6.67	3.01	17	6.53	2.83	17	8.00	2.26	26	5.35	2.48	12	7.25	1.86	14	6.79	3.17	25	6.28	2.64

*Significantly different between stakeholder groups

Overall, please rate your impression of the effectiveness of these organizations in Honduras. (1-Not effective at all, 10-Extremely effective)

	Office of President/Prime Minister/Minister			Employee of a Ministry			PMU/Consultant			Bilateral/Multilateral Agency			Private Sector/Financial Sector/Private Bank			CSO			Media			Academia/Research Institute/Think Tank			Other		
	N	Mean	SD	N	Mean	SD	N	Mean	SD	N	Mean	SD	N	Mean	SD	N	Mean	SD	N	Mean	SD	N	Mean	SD	N	Mean	SD
World Bank Group (WBG)*	17	8.47	1.01	17	7.41	1.91	20	7.90	1.71	15	6.53	2.00	16	6.88	2.31	23	5.52	1.95	12	6.67	2.61	14	6.71	2.05	25	6.72	2.54
Inter-American Development Bank (IDB/BID)*	16	8.50	0.97	17	6.94	1.82	19	7.95	1.39	16	6.62	2.16	16	6.56	2.53	24	5.63	2.58	12	6.83	2.44	14	6.64	2.27	24	6.46	2.83
Latin American Development Bank (CAF)	10	5.80	2.25	7	3.71	3.73	4	3.75	1.89	6	4.00	3.10	8	5.75	2.05	9	3.44	2.88	8	2.88	2.59	9	3.78	2.17	12	3.83	2.21
Central American Bank for Economic Integration (CABE/BCiE)*	17	7.88	1.76	17	6.53	2.03	17	6.35	2.26	13	7.31	1.65	16	7.31	2.15	23	5.39	2.02	12	7.58	1.88	14	6.86	2.44	23	6.70	2.48

*Significantly different between stakeholder groups

	Office of President/Prime Minister/Minister			Employee of a Ministry			PMU/Consultant			Bilateral/Multilateral Agency			Private Sector/Financial Sector/Private Bank			CSO			Media			Academia/Research Institute/Think Tank			Other		
	N	Mean	SD	N	Mean	SD	N	Mean	SD	N	Mean	SD	N	Mean	SD	N	Mean	SD	N	Mean	SD	N	Mean	SD	N	Mean	SD
To what extent do you believe the World Bank Group's staff is well prepared to help Honduras solve its most complicated development challenges?*	18	8.89	1.23	17	8.18	1.33	20	8.00	1.81	13	7.23	2.45	15	7.73	2.28	20	6.15	2.46	12	6.58	2.43	12	7.83	2.29	23	8.04	1.64

(1-To no degree at all, 10-To a very significant degree) *Significantly different between stakeholder groups

B. Overall Attitudes toward the World Bank Group (continued)

When thinking about how the World Bank Group can have the most impact on development results in Honduras, in which sectoral areas do you believe the World Bank Group should focus most of its resources (financial and knowledge services) in Honduras? (Choose no more than THREE)

Percentage of Respondents (Responses combined)	Office of the President/Prime Minister/Minister	Employee of a Ministry	PMU/ Consultant	Bilateral/ Multilateral Agency	Private Sector/ Financial Sector/ Private Bank	CSO	Media	Academia/ Research Institute/ Think Tank	Other
Health	16.7%	14.3%	4.8%	0.0%	11.8%	3.8%	15.4%	14.3%	20.0%
Crime and violence	5.6%	9.5%	9.5%	0.0%	17.6%	19.2%	23.1%	0.0%	12.0%
Transport	11.1%	4.8%	19.0%	6.3%	5.9%	3.8%	7.7%	0.0%	0.0%
Agricultural development	22.2%	9.5%	19.0%	0.0%	17.6%	3.8%	30.8%	7.1%	4.0%
Global/regional integration	0.0%	0.0%	9.5%	0.0%	0.0%	3.8%	7.7%	0.0%	0.0%
Job creation/employment	22.2%	33.3%	19.0%	18.8%	17.6%	15.4%	23.1%	28.6%	24.0%
Public sector governance/reform	22.2%	23.8%	14.3%	56.3%	11.8%	23.1%	15.4%	21.4%	28.0%
Social protection	5.6%	0.0%	4.8%	0.0%	0.0%	7.7%	0.0%	0.0%	8.0%
Rural development	11.1%	14.3%	23.8%	12.5%	23.5%	11.5%	0.0%	7.1%	16.0%
Foreign direct investment	5.6%	4.8%	0.0%	6.3%	5.9%	7.7%	7.7%	7.1%	8.0%
Education	22.2%	28.6%	33.3%	12.5%	23.5%	34.6%	46.2%	57.1%	36.0%
Energy	5.6%	0.0%	4.8%	6.3%	0.0%	7.7%	7.7%	0.0%	0.0%
Gender equity	0.0%	0.0%	4.8%	6.3%	0.0%	3.8%	0.0%	0.0%	0.0%
Financial markets	0.0%	0.0%	0.0%	0.0%	5.9%	3.8%	0.0%	0.0%	8.0%
Urban development	0.0%	0.0%	4.8%	6.3%	0.0%	3.8%	0.0%	0.0%	0.0%
Environmental sustainability	5.6%	14.3%	4.8%	6.3%	0.0%	0.0%	7.7%	0.0%	0.0%
Economic growth*	55.6%	14.3%	19.0%	37.5%	29.4%	19.2%	0.0%	50.0%	20.0%
Private sector development*	27.8%	0.0%	0.0%	18.8%	23.5%	3.8%	0.0%	14.3%	0.0%
Water and sanitation	11.1%	4.8%	19.0%	0.0%	11.8%	11.5%	0.0%	0.0%	12.0%
Food security	16.7%	9.5%	4.8%	0.0%	5.9%	3.8%	7.7%	7.1%	16.0%
Climate change	5.6%	9.5%	23.8%	12.5%	5.9%	15.4%	7.7%	7.1%	12.0%
Information and communications technology	0.0%	4.8%	0.0%	0.0%	0.0%	3.8%	0.0%	7.1%	0.0%
Trade and exports	5.6%	0.0%	0.0%	6.3%	5.9%	3.8%	0.0%	7.1%	0.0%
Equality of opportunity	0.0%	4.8%	0.0%	12.5%	5.9%	15.4%	7.7%	14.3%	8.0%
Law and justice	16.7%	9.5%	0.0%	18.8%	0.0%	7.7%	0.0%	0.0%	20.0%
Regulatory framework	0.0%	0.0%	0.0%	6.3%	0.0%	0.0%	0.0%	0.0%	0.0%
Communicable/non-communicable diseases	0.0%	0.0%	0.0%	0.0%	0.0%	3.8%	7.7%	0.0%	0.0%
Natural resource management	0.0%	9.5%	4.8%	0.0%	5.9%	3.8%	0.0%	0.0%	0.0%
Poverty reduction	5.6%	42.9%	19.0%	25.0%	17.6%	23.1%	38.5%	14.3%	20.0%
Anti corruption	0.0%	23.8%	4.8%	25.0%	41.2%	26.9%	38.5%	28.6%	24.0%
Disaster management*	0.0%	0.0%	23.8%	0.0%	0.0%	0.0%	0.0%	0.0%	0.0%

*Significantly different between stakeholder groups

B. Overall Attitudes toward the World Bank Group (continued)

When thinking about the World Bank Group's role, which activity do you believe is of greatest VALUE and which activity is of second greatest value in Honduras?

Greatest Value Percentage of Respondents	Office of the President/Prime Minister/Minister	Employee of a Ministry	PMU/ Consultant	Bilateral/ Multilateral Agency	Private Sector/ Financial Sector/ Private Bank	CSO	Media	Academia/ Research Institute/ Think Tank	Other
Policy advice, studies, analyses	11.8%	6.3%	10.5%	12.5%	17.6%	24.0%	16.7%	23.1%	22.7%
Data and statistics	0.0%	0.0%	5.3%	6.3%	0.0%	4.0%	8.3%	15.4%	0.0%
Convening/Facilitating*	0.0%	0.0%	0.0%	0.0%	0.0%	0.0%	0.0%	15.4%	4.5%
Financial resources	58.8%	43.8%	52.6%	50.0%	35.3%	48.0%	50.0%	30.8%	40.9%
Capacity development	11.8%	18.8%	5.3%	6.3%	11.8%	12.0%	0.0%	7.7%	4.5%
Technical assistance	5.9%	18.8%	10.5%	0.0%	5.9%	4.0%	8.3%	7.7%	13.6%
Help to bring discipline/effective supervision to implementation of investment projects	5.9%	12.5%	15.8%	18.8%	29.4%	4.0%	8.3%	0.0%	13.6%
Mobilizing third party financial resources	5.9%	0.0%	0.0%	0.0%	0.0%	4.0%	8.3%	0.0%	0.0%
Donor coordination	0.0%	0.0%	0.0%	0.0%	0.0%	0.0%	0.0%	0.0%	0.0%
Linkage to non-Bank expertise (i.e., South-South knowledge sharing)	0.0%	0.0%	0.0%	0.0%	0.0%	0.0%	0.0%	0.0%	0.0%
Other	0.0%	0.0%	0.0%	6.3%	0.0%	0.0%	0.0%	0.0%	0.0%
Policy advice, studies, analyses	11.8%	6.3%	10.5%	12.5%	17.6%	24.0%	16.7%	23.1%	22.7%
Data and statistics	0.0%	0.0%	5.3%	6.3%	0.0%	4.0%	8.3%	15.4%	0.0%
Convening/Facilitating*	0.0%	0.0%	0.0%	0.0%	0.0%	0.0%	0.0%	15.4%	4.5%
Financial resources	58.8%	43.8%	52.6%	50.0%	35.3%	48.0%	50.0%	30.8%	40.9%

*Significantly different between stakeholder groups

2nd Greatest Value Percentage of Respondents	Office of the President/Prime Minister/Minister	Employee of a Ministry	PMU/ Consultant	Bilateral/ Multilateral Agency	Private Sector/ Financial Sector/ Private Bank	CSO	Media	Academia/ Research Institute/ Think Tank	Other
Policy advice, studies, analyses	17.6%	20.0%	10.5%	25.0%	0.0%	13.0%	33.3%	21.4%	13.0%
Data and statistics	5.9%	6.7%	5.3%	18.8%	11.8%	4.3%	0.0%	7.1%	13.0%
Convening/Facilitating	5.9%	6.7%	0.0%	0.0%	0.0%	0.0%	0.0%	0.0%	4.3%
Financial resources	5.9%	13.3%	5.3%	12.5%	11.8%	30.4%	25.0%	14.3%	17.4%
Capacity development	11.8%	6.7%	21.1%	0.0%	23.5%	8.7%	0.0%	14.3%	4.3%
Technical assistance	23.5%	13.3%	26.3%	6.3%	17.6%	13.0%	16.7%	21.4%	17.4%
Help to bring discipline/effective supervision to implementation of investment projects	5.9%	26.7%	21.1%	18.8%	17.6%	17.4%	8.3%	7.1%	17.4%
Mobilizing third party financial resources	11.8%	0.0%	5.3%	12.5%	11.8%	13.0%	0.0%	0.0%	4.3%
Donor coordination	5.9%	0.0%	5.3%	0.0%	5.9%	0.0%	16.7%	7.1%	4.3%
Linkage to non-Bank expertise (i.e., South-South knowledge sharing)	5.9%	6.7%	0.0%	0.0%	0.0%	0.0%	0.0%	7.1%	0.0%
Other	0.0%	0.0%	0.0%	6.3%	0.0%	0.0%	0.0%	0.0%	4.3%
Policy advice, studies, analyses	17.6%	20.0%	10.5%	25.0%	0.0%	13.0%	33.3%	21.4%	13.0%
Data and statistics	5.9%	6.7%	5.3%	18.8%	11.8%	4.3%	0.0%	7.1%	13.0%
Convening/Facilitating	5.9%	6.7%	0.0%	0.0%	0.0%	0.0%	0.0%	0.0%	4.3%
Financial resources	5.9%	13.3%	5.3%	12.5%	11.8%	30.4%	25.0%	14.3%	17.4%

B. Overall Attitudes toward the World Bank Group (continued)

Which of the following do you identify as the World Bank Group's greatest WEAKNESSES in its work in Honduras? (Choose no more than TWO)

Percentage of Respondents (Responses combined)	Office of the President/Prime Minister/Minister	Employee of a Ministry	PMU/ Consultant	Bilateral/ Multilateral Agency	Private Sector/ Financial Sector/ Private Bank	CSO	Media	Academia/ Research Institute/ Think Tank	Other
Too influenced by developed countries	31.6%	4.8%	14.3%	25.0%	11.8%	8.3%	15.4%	35.7%	24.0%
Not exploring alternative policy options	0.0%	4.8%	9.5%	6.3%	5.9%	12.5%	7.7%	0.0%	0.0%
Not collaborating enough with stakeholders outside the Government	10.5%	4.8%	9.5%	6.3%	17.6%	29.2%	7.7%	21.4%	8.0%
Its advice and strategies do not lend themselves to practical problem solving*	0.0%	0.0%	19.0%	12.5%	17.6%	4.2%	7.7%	0.0%	0.0%
Not enough public disclosure of its work	10.5%	23.8%	9.5%	6.3%	11.8%	20.8%	7.7%	35.7%	20.0%
Arrogant in its approach*	0.0%	0.0%	0.0%	0.0%	0.0%	20.8%	0.0%	7.1%	0.0%
Not client focused	5.3%	4.8%	9.5%	6.3%	0.0%	0.0%	0.0%	0.0%	0.0%
The credibility of its knowledge/data	0.0%	0.0%	0.0%	0.0%	0.0%	0.0%	0.0%	0.0%	0.0%
World Bank Group's processes too complex	21.1%	28.6%	14.3%	0.0%	29.4%	20.8%	0.0%	21.4%	24.0%
Not willing to honestly criticize policies and reform efforts in the country	0.0%	9.5%	14.3%	31.3%	29.4%	16.7%	7.7%	7.1%	24.0%
Staff too inaccessible	5.3%	0.0%	4.8%	12.5%	0.0%	12.5%	15.4%	7.1%	0.0%
Imposing technocratic solutions without regard to political realities	5.3%	28.6%	14.3%	6.3%	17.6%	12.5%	23.1%	7.1%	16.0%
World Bank Group's processes too slow*	26.3%	9.5%	33.3%	12.5%	5.9%	8.3%	0.0%	7.1%	28.0%
Not aligned with other donors' work	15.8%	9.5%	9.5%	12.5%	0.0%	8.3%	0.0%	14.3%	4.0%
Not aligned with country priorities	10.5%	19.0%	9.5%	0.0%	17.6%	0.0%	15.4%	7.1%	0.0%
Not adequately sensitive to political/social realities in Honduras	10.5%	23.8%	4.8%	12.5%	11.8%	4.2%	30.8%	21.4%	12.0%
Other	5.3%	4.8%	0.0%	6.3%	0.0%	0.0%	0.0%	0.0%	4.0%
Don't know	10.5%	4.8%	4.8%	12.5%	5.9%	8.3%	23.1%	0.0%	4.0%

*Significantly different between stakeholder groups

Which World Bank Group's instruments do you believe are the MOST effective in reducing poverty in Honduras? (Choose no more than TWO)

Percentage of Respondents (Responses combined)	Office of the President/Prime Minister/Minister	Employee of a Ministry	PMU/ Consultant	Bilateral/ Multilateral Agency	Private Sector/ Financial Sector/ Private Bank	CSO	Media	Academia/ Research Institute/ Think Tank	Other
Trust Fund management	16.7%	9.5%	4.8%	6.3%	23.5%	0.0%	23.1%	0.0%	12.0%
Knowledge products/services	11.1%	0.0%	9.5%	25.0%	23.5%	7.7%	23.1%	7.1%	12.0%
Capacity development	16.7%	28.6%	38.1%	18.8%	52.9%	30.8%	15.4%	42.9%	16.0%
Technical assistance	38.9%	38.1%	19.0%	37.5%	23.5%	15.4%	46.2%	50.0%	56.0%
Investment lending	72.2%	52.4%	76.2%	62.5%	41.2%	69.2%	38.5%	71.4%	44.0%
Policy based lending/budget support to the Government	33.3%	28.6%	23.8%	18.8%	5.9%	11.5%	7.7%	14.3%	20.0%
Multi-sectoral approaches	0.0%	14.3%	19.0%	18.8%	17.6%	23.1%	15.4%	0.0%	12.0%
Convening power	5.6%	0.0%	0.0%	0.0%	5.9%	7.7%	0.0%	0.0%	0.0%
Other	0.0%	0.0%	0.0%	0.0%	0.0%	3.8%	0.0%	0.0%	4.0%
Don't know	0.0%	9.5%	0.0%	0.0%	0.0%	7.7%	7.7%	7.1%	8.0%

**B. Overall Attitudes toward the World Bank Group (continued)**

To what extent do you believe that the World Bank Group's work and support help the poorest in Honduras?*(Select only ONE response)

Percentage of Respondents	Office of the President/Prime Minister/Minister	Employee of a Ministry	PMU/Consultant	Bilateral/Multilateral Agency	Private Sector/Financial Sector/Private Bank	CSO	Media	Academia/Research Institute/Think Tank	Other
To a fully sufficient degree	31.6%	0.0%	14.3%	0.0%	0.0%	7.7%	7.7%	7.1%	12.0%
To a somewhat sufficient degree	26.3%	28.6%	57.1%	31.3%	12.5%	7.7%	15.4%	7.1%	24.0%
To a somewhat insufficient degree	36.8%	52.4%	23.8%	43.8%	62.5%	57.7%	53.8%	57.1%	52.0%
To a very insufficient degree	5.3%	4.8%	4.8%	12.5%	25.0%	23.1%	7.7%	21.4%	8.0%
Don't know	0.0%	14.3%	0.0%	12.5%	0.0%	3.8%	15.4%	7.1%	4.0%

*Significantly different between stakeholder groups

To what extent do you agree with the following statements about the World Bank Group's work in Honduras? (1-Strongly disagree, 10-Strongly agree)

	Office of President/Prime Minister/Minister			Employee of a Ministry			PMU/Consultant			Bilateral/Multilateral Agency			Private Sector/Financial Sector/Private Bank			CSO			Media			Academia/Research Institute/Think Tank			Other		
	N	Mean	SD	N	Mean	SD	N	Mean	SD	N	Mean	SD	N	Mean	SD	N	Mean	SD	N	Mean	SD	N	Mean	SD	N	Mean	SD
Overall the World Bank Group currently plays a relevant role in development in Honduras*	18	8.00	1.33	18	7.28	2.05	21	7.81	1.99	15	6.27	1.98	17	6.47	2.50	24	5.08	2.24	12	6.00	3.13	13	6.23	2.77	24	6.54	2.34
The World Bank Group's work is aligned with what I consider the development priorities for Honduras*	18	8.44	1.20	17	6.59	1.84	21	7.43	1.86	15	6.27	1.75	14	6.29	2.09	25	4.72	2.05	12	5.17	3.13	13	5.85	2.03	24	6.33	2.35

*Significantly different between stakeholder groups



B. Overall Attitudes toward the World Bank Group (continued)

To what extent is the World Bank Group an effective development partner in Honduras, in terms of each of the following? (1-To no degree at all, 10-To a very significant degree)

	Office of President/Prime Minister/Minister			Employee of a Ministry			PMU/Consultant			Bilateral/Multilateral Agency			Private Sector/Financial Sector/Private Bank			CSO			Media			Academia/Research Institute/Think Tank			Other		
	N	Mean	SD	N	Mean	SD	N	Mean	SD	N	Mean	SD	N	Mean	SD	N	Mean	SD	N	Mean	SD	N	Mean	SD	N	Mean	SD
Responsiveness to needs*	20	7.90	1.48	20	7.00	1.97	21	6.95	1.60	14	5.57	1.95	15	6.13	1.73	23	5.00	2.11	9	5.67	2.69	13	6.92	2.29	24	6.92	2.06
Flexibility (in terms of the institution's products and services)*	19	7.26	1.24	17	6.00	1.84	20	6.85	1.53	13	5.23	1.69	15	6.13	1.46	21	4.71	2.17	8	5.38	2.07	10	6.10	1.97	22	6.59	1.68
Flexibility (in terms of changing country circumstances)*	20	7.15	1.46	18	6.56	1.65	20	6.65	1.63	14	5.36	2.02	15	5.80	1.52	22	4.68	1.89	9	4.67	1.80	10	6.10	1.91	21	5.81	2.14
Being inclusive*	18	7.89	1.37	19	6.89	1.59	20	7.50	1.40	14	5.36	1.98	15	6.47	1.77	21	4.76	2.21	8	5.75	1.83	12	6.50	2.32	22	6.41	2.20
Openness (sharing data and other information)	16	8.38	1.41	18	7.44	1.95	19	7.00	1.89	15	7.60	2.23	15	7.33	1.80	17	6.59	2.55	8	7.13	1.89	13	7.38	2.29	22	6.86	2.27
Collaboration with the Government	19	8.74	1.33	20	8.20	1.20	19	7.68	1.53	15	8.07	1.87	15	7.73	1.49	21	6.86	2.26	9	7.44	2.19	13	7.46	2.73	23	8.04	2.08
The speed in which it gets things accomplished on the ground*	19	7.47	1.58	18	6.11	1.78	18	6.56	2.04	13	5.77	1.36	12	5.58	1.73	20	4.50	1.93	8	5.63	2.72	11	5.64	2.25	21	6.00	2.26
Ease of access to the people at the World Bank Group who are making decisions important to my work*	19	7.95	1.54	19	5.89	2.21	20	7.65	1.79	15	5.87	2.39	14	6.29	2.55	20	4.75	2.95	8	4.88	2.30	11	5.09	2.39	21	6.33	2.56
Collaboration with civil society*	17	8.53	1.28	15	6.73	1.71	16	7.19	1.60	13	5.54	1.85	15	6.13	1.92	22	4.59	2.42	8	6.88	2.53	12	5.83	1.90	20	6.40	2.09
Staff accessibility*	18	8.22	1.80	17	6.06	2.05	20	7.80	1.91	15	5.93	2.40	16	6.50	2.34	21	4.43	2.82	9	4.56	2.65	12	6.08	2.27	20	6.35	2.64
Collaboration with other donors and development partners*	18	8.00	1.28	17	7.47	1.50	18	7.78	1.26	15	6.13	2.53	12	7.08	1.62	17	4.76	2.44	8	7.25	1.83	11	6.36	2.54	19	6.53	2.25
Collaboration with the private sector*	15	8.13	1.13	13	7.46	1.45	12	7.42	1.73	15	7.40	1.84	14	6.00	2.11	18	5.94	2.15	8	6.88	1.36	13	6.62	2.47	17	7.59	2.21
Straightforwardness and honesty*	18	8.72	1.67	17	7.41	1.87	18	8.22	1.44	15	6.33	2.35	14	7.14	2.14	18	6.17	2.55	9	5.44	2.60	12	8.08	2.07	21	6.86	2.90
Treating clients and stakeholders in Honduras with respect*	18	9.11	0.90	18	8.28	1.56	20	8.15	1.84	12	7.17	1.80	15	8.07	1.33	18	6.22	2.62	9	5.89	2.98	12	7.25	3.17	20	7.65	2.58
Being a long-term partner	19	9.11	0.88	16	9.06	1.18	17	8.65	1.54	14	7.86	1.92	16	8.19	1.64	20	7.05	2.19	9	7.89	1.90	13	7.85	3.11	21	8.00	2.66

*Significantly different between stakeholder groups

When World Bank Group assisted reform efforts fail or are slow to take place, which of the following would you attribute this to? (Choose no more than TWO)

Percentage of Respondents (Responses combined)	Office of the President/Prime Minister/Minister	Employee of a Ministry	PMU/Consultant	Bilateral/Multilateral Agency	Private Sector/Financial Sector/Private Bank	CSO	Media	Academia/Research Institute/Think Tank	Other
The Government works inefficiently*	5.6%	19.0%	25.0%	18.8%	50.0%	32.0%	25.0%	50.0%	16.7%
Poor donor coordination*	38.9%	9.5%	0.0%	18.8%	0.0%	16.0%	0.0%	0.0%	8.3%
The World Bank Group is not sensitive enough to political/social realities on the ground	11.1%	33.3%	20.0%	37.5%	18.8%	16.0%	25.0%	28.6%	29.2%
Lack of/inadequate levels of capacity in Government	16.7%	23.8%	45.0%	56.3%	56.3%	36.0%	25.0%	64.3%	33.3%
There is not an adequate level of citizen/civil society participation	27.8%	23.8%	20.0%	25.0%	18.8%	32.0%	33.3%	7.1%	41.7%
The World Bank Group works too slowly	5.6%	0.0%	10.0%	0.0%	6.3%	12.0%	8.3%	14.3%	8.3%
The World Bank Group does not do adequate follow through/follow-up*	5.6%	23.8%	15.0%	0.0%	0.0%	4.0%	16.7%	0.0%	0.0%
Political pressures and obstacles	38.9%	14.3%	50.0%	18.8%	12.5%	16.0%	33.3%	14.3%	20.8%
Reforms are not well thought out in light of country challenges	27.8%	33.3%	10.0%	0.0%	31.3%	16.0%	25.0%	21.4%	29.2%
Other	5.6%	9.5%	0.0%	12.5%	0.0%	8.0%	0.0%	0.0%	4.2%

*Significantly different between stakeholder groups

C. World Bank Group's Effectiveness and Results

In your opinion, how IMPORTANT is it for the World Bank Group to be involved in the following areas of development in Honduras? (1-Not important at all, 10-Very important)

	Office of President/Prime Minister/Minister			Employee of a Ministry			PMU/Consultant			Bilateral/Multilateral Agency			Private Sector/Financial Sector/Private Bank			CSO			Media			Academia/Research Institute/Think Tank			Other		
	N	Mean	SD	N	Mean	SD	N	Mean	SD	N	Mean	SD	N	Mean	SD	N	Mean	SD	N	Mean	SD	N	Mean	SD	N	Mean	SD
Crime and violence	18	8.22	1.96	18	8.11	2.17	18	7.22	1.90	12	6.25	2.30	16	7.75	2.14	21	6.67	2.67	9	6.78	3.73	12	6.17	2.69	22	7.41	2.99
Financial markets	17	8.59	1.33	17	7.94	1.98	14	6.57	1.60	11	7.45	1.75	16	7.75	1.77	16	7.06	2.59	7	7.43	2.76	11	7.82	2.52	22	8.27	2.05
Transport	19	8.47	1.02	18	7.67	1.91	16	7.44	2.06	12	8.00	1.21	16	7.69	1.40	18	7.33	2.61	7	7.57	2.88	12	7.08	2.02	22	7.86	2.12
Anti corruption	18	8.50	1.95	18	8.94	1.39	17	8.06	1.68	13	6.77	2.42	16	8.50	2.34	19	7.16	3.22	9	7.44	3.21	13	7.46	2.93	23	7.96	3.10
Law and justice	18	8.06	1.83	19	8.74	1.24	16	7.19	1.33	10	6.10	2.23	15	8.73	2.22	20	7.80	2.91	9	7.33	3.24	12	6.58	2.84	23	7.70	2.90
Urban development	18	7.83	1.50	19	7.95	2.15	17	6.59	2.37	12	7.00	1.54	15	7.93	1.53	18	7.61	2.64	8	7.00	2.62	13	7.31	2.14	23	7.91	2.41
Environmental sustainability	18	8.22	1.83	18	8.44	1.69	18	7.72	1.78	12	8.17	1.70	15	8.33	1.29	20	7.30	2.90	10	8.20	2.70	13	7.23	2.17	23	8.04	2.67
Trade and exports	18	8.28	1.27	19	7.89	1.63	16	6.94	2.24	11	7.91	1.64	14	7.93	1.59	20	7.30	2.72	8	7.75	1.83	12	7.58	1.98	22	7.82	2.02
Information and communications technology	18	8.11	1.37	20	8.05	1.79	17	7.53	2.12	12	7.92	1.16	15	8.07	1.28	20	7.80	2.14	8	7.38	2.33	12	7.67	2.27	23	7.91	1.98
Poverty reduction	19	9.11	1.82	19	8.84	1.46	18	8.89	1.23	14	8.43	1.60	16	9.31	0.79	22	7.91	2.91	10	7.50	3.47	14	7.71	2.64	22	8.86	2.62
Gender equity	18	8.00	1.94	19	8.05	1.90	19	7.68	2.31	14	7.57	2.17	17	8.12	1.96	22	6.95	3.00	10	7.30	2.87	12	5.92	2.84	23	7.91	2.39
Private sector development*	16	8.44	1.21	19	8.16	1.95	14	6.29	2.27	13	7.77	1.59	16	8.25	1.39	19	7.68	2.16	8	5.50	2.20	12	7.92	2.27	21	8.14	1.98
Foreign direct investment	17	8.18	1.63	18	8.50	1.69	13	6.77	2.13	11	7.73	1.68	16	8.25	1.69	20	7.10	2.29	7	7.43	3.31	12	7.92	2.11	22	8.18	2.04
Water and sanitation	18	8.50	1.47	18	8.17	1.98	18	8.44	1.54	14	8.14	1.46	15	8.53	1.36	21	7.52	2.48	9	8.00	3.35	14	7.07	2.40	23	8.39	2.08
Regulatory framework	17	8.35	1.06	17	8.00	1.62	17	7.00	2.09	13	7.62	1.80	16	7.75	1.24	20	6.55	2.67	7	7.29	1.50	10	6.40	2.22	23	7.26	2.45
Economic growth	17	8.76	1.64	19	9.00	1.25	17	7.88	1.96	14	8.43	1.02	17	8.35	1.77	21	8.14	2.20	8	8.00	2.67	12	7.75	2.30	22	8.36	2.26
Energy	18	8.56	1.42	19	8.53	1.35	18	7.72	1.93	13	8.46	1.13	17	8.35	1.73	21	8.33	2.01	8	8.00	2.56	13	8.23	2.09	22	7.77	2.11
Disaster management	18	8.50	1.34	19	8.16	1.64	19	8.42	1.92	12	7.92	1.56	15	8.40	1.45	20	6.75	2.53	10	7.60	3.06	14	7.21	2.08	23	8.13	2.30
Public sector governance/reform	18	9.00	1.46	19	8.84	1.01	18	7.78	2.16	16	8.00	1.83	16	8.50	1.26	21	7.33	2.76	9	7.78	2.64	14	7.71	2.05	23	7.61	2.98
Job creation/employment	19	8.42	1.74	19	8.53	1.78	19	7.16	2.12	15	7.40	1.35	16	8.25	1.44	20	7.40	3.38	10	7.10	3.28	13	6.92	2.43	22	8.00	2.58
Communicable/non-communicable diseases	18	7.50	1.62	19	7.00	2.16	15	6.20	2.57	12	6.92	1.56	15	7.67	1.88	21	5.52	2.75	8	7.00	2.51	13	6.15	2.03	23	6.87	2.62
Equality of opportunity	17	8.18	1.63	18	7.89	1.88	19	7.11	2.31	12	7.58	1.56	16	8.31	2.12	21	6.33	3.10	8	7.25	3.54	13	6.69	2.10	23	8.04	2.38
Social protection*	18	8.22	1.48	20	8.00	1.69	18	6.83	2.75	13	7.54	1.27	16	7.81	2.01	21	5.95	3.06	9	6.00	3.20	13	6.23	2.59	23	7.00	2.80
Rural development	18	8.72	1.53	19	8.00	1.94	17	8.18	1.67	14	7.64	1.98	16	8.69	1.20	22	7.32	3.31	9	7.11	2.71	13	6.92	2.25	22	8.45	2.40
Global/regional integration	18	7.94	1.39	20	8.40	1.60	17	7.35	1.93	12	7.92	1.44	15	8.07	2.09	20	6.90	2.45	7	7.57	3.26	13	7.31	2.39	23	7.57	2.13
Food security*	18	8.50	1.89	20	8.55	1.39	18	8.22	1.56	13	7.46	1.39	16	8.50	1.59	20	6.40	3.08	8	8.38	2.20	13	7.00	2.48	23	8.61	2.39
Natural resource management*	17	8.06	1.82	19	8.37	1.26	18	6.44	2.15	13	8.31	1.25	15	8.40	1.45	20	5.80	2.48	7	7.57	1.99	13	7.08	2.33	23	7.43	2.73
Health*	19	8.53	1.68	20	8.75	1.37	19	8.11	1.59	12	7.83	1.11	16	8.69	1.45	21	6.48	3.06	9	7.67	3.12	13	6.85	2.19	23	8.61	2.54
Climate change	18	8.67	1.41	19	8.47	1.43	18	8.83	1.38	12	8.00	1.54	16	8.94	1.06	19	7.05	3.36	10	8.10	2.96	13	7.46	2.33	23	8.61	2.43
Agricultural development*	18	8.67	1.53	19	8.53	1.65	18	8.33	1.33	12	8.00	1.60	16	9.00	1.41	20	6.90	3.11	9	7.56	3.21	13	6.85	2.12	23	8.57	2.23
Education	19	9.11	1.05	20	8.70	1.53	20	8.50	1.61	14	8.07	1.49	15	9.07	1.10	22	7.27	3.65	10	8.00	2.98	13	7.85	2.67	23	8.70	2.57

*Significantly different between stakeholder groups

**C. World Bank Group's Effectiveness and Results (continued)**

How EFFECTIVE do you believe the World Bank Group is in terms of the work it does in the following areas of development in Honduras? (1-Not effective at all, 10-Very effective)

	Office of President/Prime Minister/Minister			Employee of a Ministry			PMU/Consultant			Bilateral/Multilateral Agency			Private Sector/Financial Sector/Private Bank			CSO			Media			Academia/Research Institute/Think Tank			Other		
	N	Mean	SD	N	Mean	SD	N	Mean	SD	N	Mean	SD	N	Mean	SD	N	Mean	SD	N	Mean	SD	N	Mean	SD	N	Mean	SD
Gender equity*	14	7.64	1.65	4	7.50	0.58	14	7.50	1.74	8	5.25	2.60	7	6.29	1.89	7	4.14	2.12	4	7.25	2.22	6	7.17	2.23	9	7.00	2.45
Information and communications technology*	14	7.36	1.65	7	7.86	1.35	11	7.45	1.21	7	6.71	1.50	5	5.60	0.89	8	4.75	2.87	4	7.75	2.06	6	6.83	1.94	8	7.00	0.53
Transport*	17	8.18	1.78	6	8.17	1.47	12	7.92	1.31	7	6.71	1.11	6	5.67	1.75	11	5.36	2.11	5	7.40	2.30	8	6.88	2.42	14	7.14	2.07
Crime and violence*	17	7.53	1.74	6	7.50	1.05	12	7.75	1.22	8	5.25	2.31	7	5.14	2.41	10	4.30	1.70	5	5.40	2.97	6	6.17	2.14	11	6.27	2.20
Law and justice*	14	7.57	1.70	6	8.33	1.21	9	7.44	1.59	7	4.86	2.48	7	5.00	2.58	10	5.00	2.21	5	5.20	2.59	8	7.00	2.51	9	6.00	2.45
Urban development*	16	7.62	1.75	9	7.67	1.73	11	7.45	1.57	7	6.43	0.98	6	6.50	1.87	7	4.00	2.00	6	7.67	2.16	7	6.57	2.15	10	7.30	1.34
Environmental sustainability*	17	7.76	1.64	11	8.36	0.92	16	8.50	1.10	9	6.78	1.64	9	6.33	2.29	9	4.78	3.11	6	8.17	1.47	9	6.22	1.86	10	6.70	2.26
Regulatory framework*	15	7.93	0.96	9	7.89	0.93	10	6.90	1.20	7	6.00	1.73	6	6.50	1.64	10	4.50	3.06	5	7.20	1.92	7	6.29	1.80	10	7.10	0.99
Communicable/non-communicable diseases	13	7.38	1.76	7	8.29	1.38	8	6.88	1.81	6	6.83	1.47	8	6.25	2.43	8	6.00	2.39	3	5.33	1.53	8	5.38	2.67	10	6.30	2.21
Poverty reduction*	17	8.18	2.04	15	7.53	1.85	15	8.40	1.24	12	6.75	2.22	11	6.00	2.61	15	6.07	2.79	7	5.71	3.64	10	6.70	2.83	16	7.25	2.11
Anti corruption*	16	7.75	2.02	9	8.00	1.22	13	8.00	1.73	10	5.50	2.37	8	5.13	2.53	12	4.67	2.71	5	7.40	2.41	10	6.50	2.76	15	6.47	2.67
Private sector development	15	8.20	0.86	4	7.50	2.08	9	7.56	1.74	9	7.00	1.66	11	6.36	1.86	10	6.80	3.29	7	5.86	2.91	8	6.38	1.85	11	6.64	2.11
Foreign direct investment	14	8.21	1.05	4	8.25	1.26	6	7.17	1.72	9	7.11	1.69	8	6.50	1.93	9	6.11	3.55	6	6.00	3.03	8	6.13	2.23	11	6.09	2.21
Water and sanitation*	18	8.00	1.57	13	8.08	0.76	16	8.06	1.48	9	6.44	1.81	8	6.63	1.60	11	5.64	2.80	7	5.57	3.21	8	6.50	2.78	14	7.43	2.21
Trade and exports	14	7.93	1.44	7	8.29	1.11	6	7.67	1.03	9	7.11	1.36	9	6.78	2.17	10	5.90	3.14	4	6.75	2.22	6	6.50	2.35	10	7.30	2.63
Economic growth*	15	8.27	1.71	11	8.45	1.29	12	7.75	1.48	10	7.20	1.87	10	6.50	2.07	13	5.69	2.66	8	7.13	2.85	8	7.00	2.39	15	7.33	2.09
Health	17	7.53	2.03	15	8.00	1.25	12	7.42	1.56	7	6.86	1.68	8	5.75	2.49	12	5.92	2.71	7	6.14	2.91	9	6.11	2.76	14	6.93	2.70
Disaster management*	17	7.94	1.68	9	7.56	1.94	13	8.69	1.03	8	6.25	1.67	6	6.50	2.26	10	5.30	2.98	6	6.00	3.29	7	6.43	2.07	10	7.20	2.53
Public sector governance/reform*	18	8.22	1.86	10	8.00	1.89	12	8.00	1.60	11	6.73	2.10	8	5.13	2.42	15	5.13	2.88	7	6.57	1.72	10	6.50	2.68	15	6.60	2.50
Job creation/employment*	19	7.53	1.68	5	7.20	2.28	11	7.55	1.51	9	6.11	1.17	8	5.13	2.59	10	3.90	2.64	6	4.67	2.58	9	5.78	2.05	9	5.44	2.79
Financial markets	14	7.79	1.05	6	8.00	1.41	8	7.12	1.13	8	7.50	1.77	10	6.60	2.01	8	5.50	3.02	7	7.14	2.61	6	7.83	2.14	9	6.67	2.40
Equality of opportunity*	15	8.00	1.77	8	7.13	2.03	10	7.50	1.58	9	5.22	2.44	8	6.50	2.45	11	4.55	2.50	7	6.43	2.51	7	6.57	2.15	10	6.70	2.45
Energy	17	8.00	1.62	10	8.20	0.79	10	7.30	1.77	12	8.17	1.59	9	7.11	2.52	14	5.86	2.51	8	6.38	3.07	9	6.89	2.47	12	7.58	2.35
Rural development*	16	8.13	1.67	10	7.80	1.55	14	8.29	1.44	11	7.64	1.80	8	6.13	2.53	14	5.71	2.55	6	7.83	2.48	9	5.89	2.26	15	7.73	2.19
Global/regional integration	14	8.14	1.92	7	7.86	1.57	10	7.40	1.17	7	7.00	1.29	8	6.75	1.83	10	5.50	2.22	5	6.80	3.56	6	6.83	2.64	12	7.08	2.35
Food security*	14	8.07	1.94	10	8.00	1.25	11	7.45	1.51	7	6.00	2.08	10	6.00	2.40	14	5.71	2.76	7	6.86	2.27	8	6.00	2.56	14	7.93	2.27
Education	15	8.20	1.32	14	7.71	1.49	11	7.36	1.86	10	6.90	1.91	11	6.64	2.38	13	6.31	2.59	8	6.50	1.93	8	5.88	2.42	14	7.00	2.51
Social protection*	17	8.29	1.69	10	7.60	2.17	10	7.80	1.48	10	6.80	1.69	9	5.56	2.51	12	4.42	2.94	7	5.00	2.45	9	5.67	2.65	13	6.15	2.19
Climate change*	16	8.06	1.57	9	7.67	2.00	14	8.43	1.45	9	7.00	2.12	7	6.71	2.21	12	5.17	3.13	8	7.63	2.62	9	5.78	2.33	11	7.55	2.54
Agricultural development*	17	8.00	1.58	8	8.13	1.25	12	7.42	1.51	10	7.30	1.95	9	6.22	2.33	11	5.09	2.51	8	6.38	2.83	8	6.13	2.47	12	7.00	2.26
Natural resource management	16	7.94	2.02	8	7.62	2.13	8	7.13	1.25	10	6.90	2.42	6	5.83	2.04	10	5.40	2.91	4	5.00	3.27	8	6.25	2.25	9	6.78	2.73

*Significantly different between stakeholder groups

C. World Bank Group's Effectiveness and Results (continued)

	Office of President/Prime Minister/Minister			Employee of a Ministry			PMU/Consultant			Bilateral/Multilateral Agency			Private Sector/Financial Sector/Private Bank			CSO			Media			Academia/Research Institute/Think Tank			Other		
	N	Mean	SD	N	Mean	SD	N	Mean	SD	N	Mean	SD	N	Mean	SD	N	Mean	SD	N	Mean	SD	N	Mean	SD	N	Mean	SD
To what extent does the World Bank Group's work help to achieve development results in Honduras?*	18	8.11	1.60	21	7.71	1.62	21	7.95	1.32	15	6.27	1.71	15	6.00	1.69	17	5.65	2.21	10	6.00	2.49	12	6.58	2.02	22	7.09	2.07

(1-To no degree at all, 10-To a very significant degree) *Significantly different between stakeholder groups

To what extent do you agree with the following statements about the World Bank Group in Honduras? (1-Strongly disagree, 10-Strongly agree)

	Office of President/Prime Minister/Minister			Employee of a Ministry			PMU/Consultant			Bilateral/Multilateral Agency			Private Sector/Financial Sector/Private Bank			CSO			Media			Academia/Research Institute/Think Tank			Other		
	N	Mean	SD	N	Mean	SD	N	Mean	SD	N	Mean	SD	N	Mean	SD	N	Mean	SD	N	Mean	SD	N	Mean	SD	N	Mean	SD
The World Bank Group's financial instruments meet the needs of Honduras*	19	8.11	1.59	17	7.29	1.69	21	7.48	1.72	12	6.25	1.66	14	5.86	1.66	20	4.60	2.35	9	5.44	2.40	11	6.36	1.69	22	6.77	2.27
The World Bank Group meets Honduras's needs for knowledge services*	17	7.94	1.60	16	7.69	1.89	21	6.90	1.79	15	6.87	2.00	13	6.54	1.51	19	5.63	2.43	8	5.50	1.77	11	6.09	2.70	21	7.38	1.83

*Significantly different between stakeholder groups

	Office of President/Prime Minister/Minister			Employee of a Ministry			PMU/Consultant			Bilateral/Multilateral Agency			Private Sector/Financial Sector/Private Bank			CSO			Media			Academia/Research Institute/Think Tank			Other		
	N	Mean	SD	N	Mean	SD	N	Mean	SD	N	Mean	SD	N	Mean	SD	N	Mean	SD	N	Mean	SD	N	Mean	SD	N	Mean	SD
To what extent do you believe the World Bank Group measures and corrects its work in real time in Honduras?*	15	7.80	1.15	14	7.57	1.65	18	6.94	1.70	12	5.50	1.88	13	5.46	1.45	15	4.93	2.22	8	5.50	2.07	11	6.36	2.01	18	6.39	2.15

(1-To no degree at all, 10-To a very significant degree) *Significantly different between stakeholder groups

D. The World Bank Group's Knowledge Work and Activities

How frequently do you consult World Bank Group's knowledge work and activities in the work you do?

Percentage of Respondents	Office of the President/Prime Minister/Minister	Employee of a Ministry	PMU/Consultant	Bilateral/Multilateral Agency	Private Sector/Financial Sector/Private Bank	CSO	Media	Academia/Research Institute/Think Tank	Other
Weekly	10.5%	0.0%	9.5%	0.0%	0.0%	0.0%	18.2%	7.7%	8.3%
Monthly	31.6%	9.5%	28.6%	37.5%	18.8%	25.0%	27.3%	23.1%	20.8%
A few times a year	31.6%	52.4%	52.4%	43.8%	56.3%	40.0%	45.5%	46.2%	37.5%
Rarely	26.3%	28.6%	9.5%	12.5%	18.8%	30.0%	9.1%	15.4%	20.8%
Never	0.0%	9.5%	0.0%	6.3%	6.3%	5.0%	0.0%	7.7%	12.5%

In Honduras, to what extent do you believe that the World Bank Group's knowledge work and activities: (1-To no degree at all, 10-To a very significant degree)

	Office of President/Prime Minister/Minister			Employee of a Ministry			PMU/Consultant			Bilateral/Multilateral Agency			Private Sector/Financial Sector/Private Bank			CSO			Media			Academia/Research Institute/Think Tank			Other		
	N	Mean	SD	N	Mean	SD	N	Mean	SD	N	Mean	SD	N	Mean	SD	N	Mean	SD	N	Mean	SD	N	Mean	SD	N	Mean	SD
Are timely	18	8.28	1.36	17	7.59	1.62	19	7.21	1.72	14	7.07	1.49	11	6.73	1.56	17	6.12	2.32	8	6.25	1.98	10	7.50	2.59	21	7.05	2.22
Lead to practical solutions*	17	7.88	1.32	17	6.94	1.75	20	7.20	1.74	13	6.23	1.64	12	6.25	1.71	17	5.53	2.55	7	6.29	2.06	11	7.18	1.78	21	6.62	2.11
Are accessible (well written and easy to understand)	17	8.35	1.27	14	7.21	2.12	20	7.45	2.01	13	7.69	1.38	13	6.85	1.91	17	5.82	2.58	8	6.87	2.10	11	7.09	2.34	20	7.10	2.67
Are translated enough into local language	17	8.76	1.30	18	7.28	2.56	20	8.00	1.78	13	7.69	1.93	13	6.85	2.15	17	6.06	2.66	8	7.63	2.13	12	7.58	2.23	20	7.20	3.21
Are adaptable to Honduras's specific development challenges and country circumstances	19	7.74	2.02	17	7.59	1.70	20	7.65	1.57	13	6.77	2.01	12	6.17	1.75	17	6.12	1.87	8	7.13	1.89	11	6.73	2.80	23	7.00	2.00

*Significantly different between stakeholder groups

	Office of President/Prime Minister/Minister			Employee of a Ministry			PMU/Consultant			Bilateral/Multilateral Agency			Private Sector/Financial Sector/Private Bank			CSO			Media			Academia/Research Institute/Think Tank			Other		
	N	Mean	SD	N	Mean	SD	N	Mean	SD	N	Mean	SD	N	Mean	SD	N	Mean	SD	N	Mean	SD	N	Mean	SD	N	Mean	SD
Overall, how significant a contribution do you believe the World Bank Group's knowledge work and activities make to development results in your country?*	18	8.72	1.13	19	8.21	1.32	20	7.70	1.53	15	6.80	1.66	13	7.15	1.82	18	5.83	2.57	8	7.50	1.60	11	7.36	2.29	21	7.29	2.63
Overall, how would you rate the technical quality of the World Bank Group's knowledge work and activities?*	17	8.65	0.93	18	8.39	1.20	20	8.25	1.68	15	7.27	1.91	13	7.54	1.45	17	6.65	2.47	9	6.67	2.00	11	7.82	2.48	20	8.00	1.97

(1-Not significant at all, 10-Very significant; 1-Very low technical quality, 10-Very high technical quality) *Significantly different between stakeholder groups



E. Working with the World Bank Group

To what extent do you agree/disagree with the following statements? (1-Strongly disagree, 10-Strongly agree)

	Office of President/Prime Minister/Minister			Employee of a Ministry			PMU/Consultant			Bilateral/Multilateral Agency			Private Sector/Financial Sector/Private Bank			CSO			Media			Academia/Research Institute/Think Tank			Other		
	N	Mean	SD	N	Mean	SD	N	Mean	SD	N	Mean	SD	N	Mean	SD	N	Mean	SD	N	Mean	SD	N	Mean	SD	N	Mean	SD
The World Bank Group disburses funds promptly*	19	7.79	1.51	17	6.94	1.39	21	7.86	2.20	9	5.67	1.66	10	7.20	1.93	8	3.25	1.98	8	5.88	1.25	7	6.43	1.72	18	7.06	2.04
The World Bank Group effectively monitors and evaluates the projects and programs it supports*	19	8.37	1.54	19	8.00	1.45	20	8.10	1.83	13	6.08	2.18	13	6.00	2.16	16	6.19	2.76	9	7.44	2.74	8	7.38	2.45	21	7.19	2.69
The World Bank Group's approvals and reviews are done in a timely fashion*	18	8.28	1.36	18	7.39	1.29	21	7.48	2.23	13	5.85	1.77	12	6.25	1.66	11	5.09	2.51	8	7.25	2.55	8	6.75	2.55	20	6.65	2.48
The World Bank Group's "Safeguard Policy" requirements are reasonable	17	8.24	1.39	12	7.42	1.24	19	8.05	1.39	8	6.38	1.77	10	7.30	1.42	9	6.78	2.77	7	8.14	1.86	5	6.40	2.30	17	7.29	2.37
The World Bank Group's conditions on its lending are reasonable*	18	8.11	1.08	15	7.07	1.58	19	7.58	1.50	9	6.00	2.50	12	7.08	1.68	11	5.73	3.32	8	6.25	3.33	8	6.00	1.60	19	7.37	1.83
The World Bank Group takes decisions quickly in Honduras*	17	8.00	1.41	11	7.00	1.67	20	7.35	1.39	11	6.09	1.58	13	6.08	2.40	14	4.21	2.49	7	6.14	2.12	8	6.13	1.81	19	6.26	2.08
Working with the World Bank Group increases Honduras's institutional capacity*	19	8.79	1.03	20	8.15	1.35	20	8.35	1.23	13	6.85	2.34	14	8.00	2.25	16	5.31	2.94	8	6.00	2.93	11	7.91	2.59	22	6.86	2.53
Where country systems are adequate, the World Bank Group makes appropriate use of them*	17	8.18	1.47	10	7.80	1.40	17	7.76	1.52	9	7.56	1.51	9	6.33	2.60	8	5.25	2.60	7	7.29	1.25	6	7.17	2.32	17	7.76	2.02
The World Bank Group provides effective implementation support	19	8.32	1.49	18	7.67	1.97	20	7.80	1.74	13	6.54	1.39	13	7.00	1.73	12	6.25	2.01	9	7.33	2.12	8	7.38	1.92	18	7.39	2.43

*Significantly different between stakeholder groups

	Office of President/Prime Minister/Minister			Employee of a Ministry			PMU/Consultant			Bilateral/Multilateral Agency			Private Sector/Financial Sector/Private Bank			CSO			Media			Academia/Research Institute/Think Tank			Other		
	N	Mean	SD	N	Mean	SD	N	Mean	SD	N	Mean	SD	N	Mean	SD	N	Mean	SD	N	Mean	SD	N	Mean	SD	N	Mean	SD
To what extent do you believe that the World Bank Group's work helps to find solutions that promote private public partnerships in Honduras?	17	8.00	1.22	14	7.64	1.74	11	7.45	1.86	11	6.18	2.27	12	6.33	2.31	15	6.60	2.50	7	5.71	2.36	9	7.22	1.99	19	7.11	2.47

(1-To no degree at all, 10-To a very significant degree)

Which of the following best describes the World Bank Group's support in Honduras? (Select only one response)

Percentage of Respondents	Office of the President/Prime Minister/Minister	Employee of a Ministry	PMU/Consultant	Bilateral/Multilateral Agency	Private Sector/Financial Sector/Private Bank	CSO	Media	Academia/Research Institute/Think Tank	Other
The World Bank Group is sufficiently selective and focuses on the most important development challenges in Honduras	72.2%	55.0%	61.9%	31.3%	26.7%	20.0%	33.3%	46.2%	58.3%
The World Bank Group is not sufficiently selective in Honduras, and it is involved in too many areas of development	22.2%	25.0%	14.3%	56.3%	40.0%	50.0%	25.0%	38.5%	29.2%
Don't know	5.6%	20.0%	23.8%	12.5%	33.3%	30.0%	41.7%	15.4%	12.5%

*Significantly different between stakeholder groups

F. The Future Role of the World Bank Group in Honduras

Which of the following SHOULD the World Bank Group do to make itself of greater value in Honduras? (Choose no more than TWO)

Percentage of Respondents (Responses combined)	Office of the President/Prime Minister/Minister	Employee of a Ministry	PMU/ Consultant	Bilateral/ Multilateral Agency	Private Sector/ Financial Sector/ Private Bank	CSO	Media	Academia/ Research Institute/ Think Tank	Other
Offer more innovative financial products*	57.9%	5.0%	4.8%	18.8%	31.3%	11.8%	8.3%	16.7%	12.5%
Ensure greater selectivity in its work	5.3%	0.0%	14.3%	12.5%	6.3%	29.4%	16.7%	16.7%	4.2%
Provide more adequate data/knowledge/statistics/figures on Honduras's economy	5.3%	15.0%	19.0%	12.5%	31.3%	11.8%	8.3%	25.0%	4.2%
Improve the competitiveness of its financing compared to markets	15.8%	15.0%	23.8%	12.5%	18.8%	0.0%	16.7%	16.7%	33.3%
Reach out more to groups outside of Government*	21.1%	20.0%	4.8%	18.8%	62.5%	64.7%	50.0%	33.3%	16.7%
Increase the level of capacity development in the country	47.4%	45.0%	47.6%	37.5%	12.5%	17.6%	33.3%	25.0%	41.7%
Improve the quality of its experts as related to Honduras's specific challenges	10.5%	10.0%	9.5%	6.3%	0.0%	0.0%	25.0%	0.0%	12.5%
Offer more innovative knowledge services	0.0%	5.0%	14.3%	6.3%	0.0%	17.6%	8.3%	16.7%	4.2%
Collaborate more effectively with Government clients	10.5%	15.0%	9.5%	6.3%	0.0%	5.9%	8.3%	0.0%	12.5%
Work faster	5.3%	5.0%	14.3%	12.5%	6.3%	11.8%	0.0%	16.7%	8.3%
Reduce the complexity of obtaining World Bank Group financing	21.1%	45.0%	33.3%	18.8%	18.8%	11.8%	8.3%	16.7%	25.0%
Increase availability of Reimbursable Advisory Services	0.0%	5.0%	0.0%	6.3%	0.0%	5.9%	8.3%	8.3%	4.2%
Other	0.0%	0.0%	0.0%	12.5%	12.5%	0.0%	8.3%	8.3%	8.3%

*Significantly different between stakeholder groups

When considering the combination of services that the World Bank Group offers in Honduras, and taking into account its limited level of resources, which ONE of the following do you believe the World Bank Group should offer more of in Honduras?* (Select only ONE response)

Percentage of Respondents	Office of the President/Prime Minister/Minister	Employee of a Ministry	PMU/ Consultant	Bilateral/ Multilateral Agency	Private Sector/ Financial Sector/ Private Bank	CSO	Media	Academia/ Research Institute/ Think Tank	Other
Financial services	52.6%	23.8%	38.1%	56.3%	31.3%	22.2%	25.0%	36.4%	13.0%
Knowledge products	10.5%	38.1%	14.3%	12.5%	25.0%	44.4%	25.0%	18.2%	30.4%
Convening services	0.0%	0.0%	0.0%	12.5%	6.3%	5.6%	0.0%	9.1%	0.0%
None of the above	0.0%	0.0%	0.0%	6.3%	6.3%	5.6%	0.0%	0.0%	0.0%
The combination is appropriate for Honduras	36.8%	33.3%	47.6%	0.0%	31.3%	22.2%	50.0%	18.2%	47.8%
Don't know	0.0%	4.8%	0.0%	12.5%	0.0%	0.0%	0.0%	18.2%	8.7%

*Significantly different between stakeholder groups

G. Communication and Information Sharing

How do you get most of your information about economic and social development issues in Honduras? (Choose no more than TWO)

Percentage of Respondents (Responses combined)	Office of the President/Prime Minister/Minister	Employee of a Ministry	PMU/ Consultant	Bilateral/ Multilateral Agency	Private Sector/ Financial Sector/ Private Bank	CSO	Media	Academia/ Research Institute/ Think Tank	Other
Social media (e.g., Facebook, blogs, Twitter, YouTube, Flickr)	21.1%	4.8%	33.3%	18.8%	12.5%	27.8%	8.3%	25.0%	20.8%
International newspapers	0.0%	0.0%	4.8%	0.0%	12.5%	11.1%	8.3%	0.0%	8.3%
Local radio	15.8%	0.0%	9.5%	12.5%	12.5%	5.6%	8.3%	0.0%	8.3%
International radio	0.0%	0.0%	0.0%	0.0%	0.0%	0.0%	0.0%	0.0%	0.0%
Local television	0.0%	19.0%	14.3%	6.3%	12.5%	5.6%	0.0%	16.7%	25.0%
International television	10.5%	0.0%	9.5%	0.0%	0.0%	0.0%	0.0%	8.3%	4.2%
Local newspapers	26.3%	33.3%	28.6%	37.5%	25.0%	16.7%	33.3%	16.7%	29.2%
Internet	57.9%	71.4%	52.4%	43.8%	50.0%	66.7%	50.0%	50.0%	54.2%
Periodicals	57.9%	52.4%	42.9%	56.3%	50.0%	38.9%	25.0%	58.3%	25.0%
Other	0.0%	4.8%	0.0%	12.5%	12.5%	5.6%	25.0%	16.7%	8.3%

How would you prefer to receive information from the World Bank Group? (Choose no more than TWO)

Percentage of Respondents (Responses combined)	Office of the President/Prime Minister/Minister	Employee of a Ministry	PMU/ Consultant	Bilateral/ Multilateral Agency	Private Sector/ Financial Sector/ Private Bank	CSO	Media	Academia/ Research Institute/ Think Tank	Other
Direct contact with World Bank Group	33.3%	33.3%	42.9%	31.3%	37.5%	44.4%	58.3%	33.3%	41.7%
Mobile phones	5.6%	0.0%	4.8%	0.0%	0.0%	0.0%	0.0%	0.0%	0.0%
World Bank Group's seminars/workshops/conferences	38.9%	57.1%	57.1%	25.0%	37.5%	38.9%	41.7%	33.3%	54.2%
World Bank Group's publications and other written materials	33.3%	14.3%	19.0%	43.8%	37.5%	33.3%	8.3%	33.3%	25.0%
World Bank Group's website	27.8%	28.6%	19.0%	31.3%	37.5%	27.8%	25.0%	41.7%	29.2%
Social media (e.g., Facebook, blogs, Twitter, YouTube, Flickr)	16.7%	14.3%	9.5%	18.8%	6.3%	33.3%	8.3%	16.7%	20.8%
e-Newsletters	44.4%	33.3%	38.1%	31.3%	43.8%	16.7%	41.7%	33.3%	20.8%
Other	0.0%	0.0%	0.0%	0.0%	0.0%	5.6%	0.0%	0.0%	0.0%

Are you aware of the World Bank Group's Access to Information Policies under which the World Bank Group discloses any information in its possession that is not on a list of exceptions?*

Percentage of Respondents	Office of the President/Prime Minister/Minister	Employee of a Ministry	PMU/ Consultant	Bilateral/ Multilateral Agency	Private Sector/ Financial Sector/ Private Bank	CSO	Media	Academia/ Research Institute/ Think Tank	Other
Yes	44.4%	25.0%	61.9%	33.3%	0.0%	38.9%	25.0%	41.7%	20.8%
No	55.6%	75.0%	38.1%	66.7%	100.0%	61.1%	75.0%	58.3%	79.2%

*Significantly different between stakeholder groups

G. Communication and Information Sharing (continued)

If yes, from which of the following sources did you learn about the World Bank Group's Access to Information Policies? (Select only ONE response)

Percentage of Respondents	Office of the President/Prime Minister/Minister	Employee of a Ministry	PMU/ Consultant	Bilateral/ Multilateral Agency	Private Sector/ Financial Sector/ Private Bank	CSO	Media	Academia/ Research Institute/ Think Tank	Other
World Bank Group's seminars/workshops/conferences	12.5%	16.7%	36.4%	0.0%	0.0%	14.3%	33.3%	20.0%	20.0%
World Bank Group's website	75.0%	33.3%	36.4%	16.7%	0.0%	42.9%	0.0%	40.0%	40.0%
World Bank Group's e-Newsletters	0.0%	0.0%	0.0%	16.7%	0.0%	14.3%	66.7%	20.0%	0.0%
News/Media	12.5%	50.0%	9.1%	33.3%	0.0%	0.0%	0.0%	20.0%	20.0%
Colleagues/Friends/Peer organizations	0.0%	0.0%	18.2%	33.3%	0.0%	28.6%	0.0%	0.0%	20.0%
World Bank Group's seminars/workshops/conferences	12.5%	16.7%	36.4%	0.0%	0.0%	14.3%	33.3%	20.0%	20.0%

Have you requested information from the World Bank Group on its activities in the past year?*

Percentage of Respondents	Office of the President/Prime Minister/Minister	Employee of a Ministry	PMU/ Consultant	Bilateral/ Multilateral Agency	Private Sector/ Financial Sector/ Private Bank	CSO	Media	Academia/ Research Institute/ Think Tank	Other
Yes	37.5%	10.0%	31.6%	50.0%	6.3%	11.1%	41.7%	8.3%	13.0%
No	62.5%	90.0%	68.4%	50.0%	93.8%	88.9%	58.3%	91.7%	87.0%

*Significantly different between stakeholder groups

Were you able to obtain this information?

Percentage of Respondents	Office of the President/Prime Minister/Minister	Employee of a Ministry	PMU/ Consultant	Bilateral/ Multilateral Agency	Private Sector/ Financial Sector/ Private Bank	CSO	Media	Academia/ Research Institute/ Think Tank	Other
Yes	100.0%	100.0%	100.0%	100.0%	100.0%	100.0%	80.0%	100.0%	100.0%
No	0.0%	0.0%	0.0%	0.0%	0.0%	0.0%	20.0%	0.0%	0.0%

Do you use/have you used the World Bank Group website?

Percentage of Respondents	Office of the President/Prime Minister/Minister	Employee of a Ministry	PMU/ Consultant	Bilateral/ Multilateral Agency	Private Sector/ Financial Sector/ Private Bank	CSO	Media	Academia/ Research Institute/ Think Tank	Other
Yes	75.0%	60.0%	89.5%	86.7%	87.5%	83.3%	83.3%	75.0%	65.2%
No	25.0%	40.0%	10.5%	13.3%	12.5%	16.7%	16.7%	25.0%	34.8%

Do you currently consult the World Bank Group social media sites (e.g., Facebook, blogs, Twitter, YouTube, and Flickr)?

Percentage of Respondents	Office of the President/Prime Minister/Minister	Employee of a Ministry	PMU/ Consultant	Bilateral/ Multilateral Agency	Private Sector/ Financial Sector/ Private Bank	CSO	Media	Academia/ Research Institute/ Think Tank	Other
Yes	40.0%	0.0%	42.1%	33.3%	26.7%	44.4%	50.0%	41.7%	39.1%
No	60.0%	100.0%	57.9%	66.7%	73.3%	55.6%	50.0%	58.3%	60.9%

G. Communication and Information Sharing (continued)

Please rate how much you agree with the following statements. (1-Strongly disagree, 10-Strongly agree)

	Office of President/Prime Minister/Minister			Employee of a Ministry			PMU/Consultant			Bilateral/Multilateral Agency			Private Sector/Financial Sector/Private Bank			CSO			Media			Academia/Research Institute/Think Tank			Other		
	N	Mean	SD	N	Mean	SD	N	Mean	SD	N	Mean	SD	N	Mean	SD	N	Mean	SD	N	Mean	SD	N	Mean	SD	N	Mean	SD
When I need information from the World Bank Group I know how to find it	19	8.74	1.15	15	6.93	3.13	21	8.00	1.64	15	7.20	2.04	15	6.27	2.43	15	6.27	2.89	10	7.40	2.91	11	7.00	2.41	23	6.57	3.24
The World Bank Group's social media channels (e.g., blogs, Facebook, Twitter, YouTube, Flickr) are valuable sources of information about the institution	13	7.92	1.12	13	7.46	2.47	13	7.92	1.85	7	7.14	2.27	8	7.38	2.83	16	6.69	2.73	8	7.25	2.66	8	7.87	3.14	21	7.86	2.50
The World Bank Group is responsive to my information requests and inquiries*	15	8.80	1.32	9	8.00	1.87	17	8.41	1.46	12	7.67	1.87	12	6.58	2.39	10	5.90	3.00	8	6.38	3.42	7	8.29	1.98	11	8.73	1.56

*Significantly different between stakeholder groups

H. Background Information

Currently, do you professionally collaborate/work with the World Bank Group (IBRD/IDA, IFC, or MIGA) in your country?* (Select only ONE response)

Percentage of Respondents	Office of the President/Prime Minister/Minister	Employee of a Ministry	PMU/Consultant	Bilateral/Multilateral Agency	Private Sector/Financial Sector/Private Bank	CSO	Media	Academia/Research Institute/Think Tank	Other
Yes	35.3%	33.3%	84.2%	29.4%	11.8%	15.4%	0.0%	20.0%	19.2%
No	64.7%	66.7%	15.8%	70.6%	88.2%	84.6%	100.0%	80.0%	80.8%

*Significantly different between stakeholder groups

Which of the following agencies of the World Bank Group do you primarily engage with in Honduras?* (Select only ONE response)

Percentage of Respondents	Office of the President/Prime Minister/Minister	Employee of a Ministry	PMU/Consultant	Bilateral/Multilateral Agency	Private Sector/Financial Sector/Private Bank	CSO	Media	Academia/Research Institute/Think Tank	Other
The World Bank (IDA)	93.3%	83.3%	100.0%	73.3%	37.5%	65.0%	61.5%	90.9%	78.3%
The International Finance Corporation (IFC)	0.0%	5.6%	0.0%	13.3%	56.3%	10.0%	23.1%	9.1%	4.3%
The Multilateral Investment Guarantee Agency (MIGA)	0.0%	0.0%	0.0%	0.0%	0.0%	0.0%	0.0%	0.0%	0.0%
Other	6.7%	11.1%	0.0%	13.3%	6.3%	25.0%	15.4%	0.0%	17.4%

*Significantly different between stakeholder groups

Do your projects involve both the World Bank and the IFC?*

Percentage of Respondents	Office of the President/Prime Minister/Minister	Employee of a Ministry	PMU/Consultant	Bilateral/Multilateral Agency	Private Sector/Financial Sector/Private Bank	CSO	Media	Academia/Research Institute/Think Tank	Other
Yes	46.7%	23.8%	47.4%	41.2%	37.5%	4.2%	41.7%	15.4%	12.0%
No	53.3%	76.2%	52.6%	58.8%	62.5%	95.8%	58.3%	84.6%	88.0%

*Significantly different between stakeholder groups

H. Background Information (continued)

If yes, what was your view of how the two institutions work together in Honduras? (Select only ONE response)

Percentage of Respondents	Office of the President/Prime Minister/Minister	Employee of a Ministry	PMU/Consultant	Bilateral/Multilateral Agency	Private Sector/Financial Sector/Private Bank	CSO	Media	Academia/Research Institute/Think Tank	Other
The two institutions work well together	100.0%	20.0%	44.4%	42.9%	50.0%	50.0%	16.7%	66.7%	20.0%
The way the two institutions work together needs improvement	0.0%	40.0%	22.2%	42.9%	33.3%	50.0%	16.7%	33.3%	20.0%
The two institutions do not work well together	0.0%	0.0%	0.0%	0.0%	0.0%	0.0%	0.0%	0.0%	0.0%
Don't know	0.0%	40.0%	33.3%	14.3%	16.7%	0.0%	66.7%	0.0%	60.0%

Which of the following describes most of your exposure to the World Bank Group in Honduras? (Choose no more than TWO)

Percentage of Respondents (Responses combined)	Office of Minister	Office of Parliamentarian	Employee of a Ministry/ PMU/ Consultant	Private Sector/Financial Sector/Private Bank	CSO	Media	Independent Government Institution	Academia/Research Institute/Think Tank	Other
Observer	20.0%	42.1%	15.0%	11.8%	56.3%	36.0%	33.3%	33.3%	17.4%
Use World Bank Group reports/data*	46.7%	21.1%	20.0%	58.8%	62.5%	32.0%	83.3%	60.0%	47.8%
Engage in World Bank Group related/sponsored events/activities*	66.7%	26.3%	55.0%	17.6%	18.8%	28.0%	16.7%	33.3%	30.4%
Collaborate as part of my professional duties*	20.0%	42.1%	45.0%	41.2%	0.0%	4.0%	8.3%	6.7%	26.1%
Use World Bank Group website for information, data, research, etc.	26.7%	15.8%	20.0%	23.5%	25.0%	52.0%	41.7%	26.7%	34.8%

*Significantly different between stakeholder groups

What's your gender?

Percentage of Respondents	Office of the President/Prime Minister/Minister	Employee of a Ministry	PMU/Consultant	Bilateral/Multilateral Agency	Private Sector/Financial Sector/Private Bank	CSO	Media	Academia/Research Institute/Think Tank	Other
Female	17.6%	42.9%	35.0%	41.2%	17.6%	34.6%	23.1%	33.3%	38.5%
Male	82.4%	57.1%	65.0%	58.8%	82.4%	65.4%	76.9%	66.7%	61.5%



Appendix C: Responses to Selected Questions by Level of Collaboration with the World Bank Group¹⁷

Note that this appendix presents comparative analysis of the data from those respondents who collaborate with the WBG vs. those respondents who do not collaborate with the WBG and covers the following selected questions from the FY16 Honduras COS questionnaire: All 10-point scale questions and question B10 “When thinking about how the World Bank Group can have the most impact on development results in Honduras, in which sectoral areas do you believe the World Bank Group should focus most of its resources in Honduras?”

- Collaborating with the WBG N=48 ● Not collaborating with the WBG N=123

B. Overall Attitudes toward the World Bank Group

How familiar are you with the work of these organizations in Honduras? (1-Not familiar at all, 10-Extremely familiar)

	Collaborating with the WBG			Not collaborating with the WBG		
	N	Mean	SD	N	Mean	SD
World Bank Group (WBG)*	47	7.87	2.06	121	6.45	2.44
Inter-American Development Bank (IDB/BID)	47	7.51	2.24	119	6.97	2.54
Latin American Development Bank (CAF)	46	2.93	2.86	115	3.54	2.80
Central American Bank for Economic Integration (CABE/BCiE)	47	6.17	2.82	119	6.82	2.69

*Significantly different between collaborators and non-collaborators

Overall, please rate your impression of the effectiveness of these organizations in Honduras.

(1-Not effective at all, 10-Extremely effective)

	Collaborating with the WBG			Not collaborating with the WBG		
	N	Mean	SD	N	Mean	SD
World Bank Group (WBG)	42	7.29	1.99	112	6.74	2.24
Inter-American Development Bank (IDB/BID)*	41	7.46	1.78	113	6.56	2.47
Latin American Development Bank (CAF)	14	4.57	2.44	56	4.02	2.63
Central American Bank for Economic Integration (CABE/BCiE)	36	6.33	2.08	112	6.86	2.23

*Significantly different between collaborators and non-collaborators

	Collaborating with the WBG			Not collaborating with the WBG		
	N	Mean	SD	N	Mean	SD
To what extent do you believe the World Bank Group's staff is well prepared to help Honduras solve its most complicated development challenges?	43	7.70	2.09	102	7.56	2.12

(1-To no degree at all, 10-To a very significant degree)

¹⁷ Only 171 respondents provided information about their level of collaboration with the World Bank Group (question H3 in the questionnaire). Therefore, only these respondents were included in the analysis presented in this appendix.



B. Overall Attitudes toward the World Bank Group (continued)

When thinking about how the World Bank Group can have the most impact on development results in Honduras, in which sectoral areas do you believe the World Bank Group should focus most of its resources (financial and knowledge services) in Honduras? (Choose no more than THREE)

Percentage of Respondents (Responses combined)	Collaborating with the WBG	Not collaborating with the WBG
Health	8.9%	11.6%
Crime and violence	15.6%	9.1%
Transport	6.7%	6.6%
Agricultural development	11.1%	11.6%
Global/regional integration*	6.7%	0.8%
Job creation/employment	26.7%	21.5%
Public sector governance/reform	24.4%	24.0%
Social protection	4.4%	3.3%
Rural development	13.3%	13.2%
Foreign direct investment	2.2%	6.6%
Education	26.7%	35.5%
Energy	4.4%	3.3%
Gender equity	2.2%	1.7%
Financial markets	2.2%	2.5%
Urban development	2.2%	1.7%
Environmental sustainability	8.9%	2.5%
Economic growth	26.7%	26.4%
Private sector development	6.7%	9.9%
Water and sanitation	4.4%	9.9%
Food security	8.9%	8.3%
Climate change	13.3%	8.3%
Information and communications technology	2.2%	1.7%
Trade and exports	2.2%	3.3%
Equality of opportunity	2.2%	9.9%
Law and justice	4.4%	9.9%
Regulatory framework	2.2%	0.0%
Communicable/non-communicable diseases	0.0%	1.7%
Natural resource management	6.7%	1.7%
Poverty reduction	24.4%	22.3%
Anti corruption	20.0%	24.8%
Disaster management	6.7%	1.7%

*Significantly different between collaborators and non-collaborators

To what extent do you agree with the following statements about the World Bank Group's work in Honduras?

(1-Strongly disagree, 10-Strongly agree)

	Collaborating with the WBG			Not collaborating with the WBG		
	N	Mean	SD	N	Mean	SD
Overall the World Bank Group currently plays a relevant role in development in Honduras	46	7.02	2.32	112	6.40	2.40
The World Bank Group's work is aligned with what I consider the development priorities for Honduras*	46	6.80	2.08	108	6.04	2.31

*Significantly different between collaborators and non-collaborators

**B. Overall Attitudes toward the World Bank Group (continued)**

To what extent is the World Bank Group an effective development partner in Honduras, in terms of each of the following?

(1-To no degree at all, 10-To a very significant degree)

	Collaborating with the WBG			Not collaborating with the WBG		
	N	Mean	SD	N	Mean	SD
Responsiveness to needs	46	6.85	1.99	107	6.25	2.12
Flexibility (in terms of the institution's products and services)	43	6.30	1.79	96	5.91	1.90
Flexibility (in terms of changing country circumstances)	42	6.36	1.72	101	5.67	1.97
Being inclusive	44	6.89	1.99	99	6.16	2.10
Openness (sharing data and other information)	41	7.39	1.91	97	7.26	2.17
Collaboration with the Government	43	7.84	1.96	105	7.78	1.91
The speed in which it gets things accomplished on the ground*	41	6.44	1.79	93	5.66	2.16
Ease of access to the people at the World Bank Group who are making decisions important to my work*	41	7.12	2.00	100	5.78	2.63
Collaboration with civil society	36	6.69	2.19	97	6.13	2.19
Staff accessibility*	43	7.09	2.21	99	5.85	2.65
Collaboration with other donors and development partners	37	7.27	1.91	92	6.55	2.25
Collaboration with the private sector	33	7.42	1.97	87	6.82	2.01
Straightforwardness and honesty*	41	7.88	2.00	95	6.87	2.49
Treating clients and stakeholders in Honduras with respect*	41	8.27	1.80	95	7.33	2.43
Being a long-term partner	41	8.56	1.73	99	7.99	2.17

*Significantly different between collaborators and non-collaborators



C. World Bank Group's Effectiveness and Results

In your opinion, how IMPORTANT is it for the World Bank Group to be involved in the following areas of development in Honduras? (1-Not important at all, 10-Very important)

	Collaborating with the WBG			Not collaborating with the WBG		
	N	Mean	SD	N	Mean	SD
Crime and violence	43	7.65	2.17	99	7.01	2.66
Financial markets	37	7.32	1.93	91	7.84	2.10
Transport	39	7.38	2.18	96	7.82	1.84
Anti corruption	39	8.31	2.10	102	7.74	2.73
Law and justice	40	7.68	1.85	99	7.70	2.66
Urban development	40	7.13	2.14	99	7.63	2.15
Environmental sustainability	40	8.13	1.77	102	7.85	2.32
Trade and exports	38	7.61	1.98	97	7.71	1.96
Information and communications technology	40	7.45	2.01	100	8.00	1.74
Poverty reduction	41	8.80	1.87	108	8.45	2.35
Gender equity	41	7.68	2.37	108	7.48	2.46
Private sector development	37	7.62	2.13	96	7.75	2.03
Foreign direct investment	37	7.76	1.92	95	7.91	2.06
Water and sanitation	41	8.29	1.79	104	8.00	2.14
Regulatory framework	37	7.38	1.91	99	7.40	2.06
Economic growth	40	8.33	1.97	102	8.35	1.90
Energy	40	8.27	1.74	104	8.17	1.87
Disaster management*	40	8.45	1.72	105	7.69	2.19
Public sector governance/reform	41	8.20	2.10	108	8.04	2.17
Job creation/employment	41	7.68	2.14	107	7.77	2.44
Communicable/non-communicable diseases	39	6.62	2.18	101	6.72	2.38
Equality of opportunity	40	7.35	2.07	102	7.57	2.49
Social protection	40	7.62	2.22	106	6.90	2.55
Rural development	41	7.95	2.05	105	7.93	2.36
Global/regional integration	41	7.68	1.84	100	7.64	2.17
Food security	40	8.30	1.79	104	7.84	2.36
Natural resource management	41	7.61	1.97	99	7.32	2.32
Health	42	8.07	1.69	105	7.92	2.44
Climate change	40	8.55	1.68	103	8.13	2.34
Agricultural development	40	8.10	1.55	103	8.09	2.40
Education	44	8.57	1.62	107	8.29	2.54

*Significantly different between collaborators and non-collaborators

**C. World Bank Group's Effectiveness and Results (continued)**

How EFFECTIVE do you believe the World Bank Group is in terms of the work it does in the following areas of development in Honduras? (1-Not effective at all, 10-Very effective)

	Collaborating with the WBG			Not collaborating with the WBG		
	N	Mean	SD	N	Mean	SD
Gender equity	20	7.50	2.01	48	6.33	2.28
Information and communications technology	16	7.00	1.15	50	6.74	2.04
Transport*	21	7.90	1.34	62	6.84	2.17
Crime and violence*	27	7.22	1.91	52	5.77	2.22
Law and justice	17	7.00	2.18	54	6.00	2.39
Urban development	20	7.40	1.39	56	6.71	2.09
Environmental sustainability*	28	8.00	1.36	63	6.76	2.31
Regulatory framework	24	6.71	1.71	52	6.75	2.03
Communicable/non-communicable diseases	16	6.94	1.48	52	6.42	2.28
Poverty reduction*	37	7.78	1.86	77	6.73	2.61
Anti corruption	27	7.19	2.29	66	6.29	2.63
Private sector development*	19	7.79	1.55	61	6.67	2.23
Foreign direct investment	15	7.27	1.87	57	6.67	2.34
Water and sanitation	32	7.75	1.81	69	6.87	2.27
Trade and exports	17	7.88	1.17	55	6.91	2.30
Economic growth	28	7.75	1.40	70	7.06	2.40
Health	28	7.36	1.77	70	6.70	2.48
Disaster management*	26	7.85	1.95	56	6.68	2.41
Public sector governance/reform	30	7.37	2.01	73	6.58	2.60
Job creation/employment	20	6.90	1.37	62	5.74	2.60
Financial markets	16	7.25	1.34	57	7.02	2.21
Equality of opportunity	22	6.82	2.28	59	6.36	2.43
Energy*	30	8.03	1.30	68	6.96	2.44
Rural development*	30	8.30	1.49	69	6.83	2.34
Global/regional integration*	18	8.00	1.33	58	6.74	2.24
Food security	22	7.27	2.05	69	6.84	2.42
Education	30	7.37	1.90	71	6.89	2.21
Social protection*	24	7.63	1.79	69	6.01	2.59
Climate change	30	7.57	1.87	61	6.93	2.63
Agricultural development	25	7.04	1.70	66	6.80	2.40
Natural resource management	21	7.24	1.81	55	6.47	2.59

*Significantly different between collaborators and non-collaborators

**C. World Bank Group's Effectiveness and Results (continued)**

	Collaborating with the WBG			Not collaborating with the WBG		
	N	Mean	SD	N	Mean	SD
To what extent does the World Bank Group's work help to achieve development results in Honduras?	45	7.29	1.83	101	6.72	2.06

(1-To no degree at all, 10-To a very significant degree)

To what extent do you agree with the following statements about the World Bank Group in Honduras?

(1-Strongly disagree, 10-Strongly agree)

	Collaborating with the WBG			Not collaborating with the WBG		
	N	Mean	SD	N	Mean	SD
The World Bank Group's financial instruments meet the needs of Honduras	41	6.98	1.93	99	6.30	2.24
The World Bank Group meets Honduras's needs for knowledge services	44	6.89	2.09	92	6.78	2.10

	Collaborating with the WBG			Not collaborating with the WBG		
	N	Mean	SD	N	Mean	SD
To what extent do you believe the World Bank Group measures and corrects its work in real time in Honduras?	34	6.47	1.86	85	6.24	2.10

(1-To no degree at all, 10-To a very significant degree)

D. The World Bank Group's Knowledge Work and Activities**In Honduras, to what extent do you believe that the World Bank Group's knowledge work and activities:**

(1-To no degree at all, 10-To a very significant degree)

	Collaborating with the WBG			Not collaborating with the WBG		
	N	Mean	SD	N	Mean	SD
Are timely	39	7.26	1.93	90	7.06	1.99
Lead to practical solutions	42	6.64	2.07	87	6.69	1.94
Are accessible (well written and easy to understand)	42	7.26	2.25	85	7.05	2.16
Are translated enough into local language	42	7.26	2.22	90	7.48	2.46
Are adaptable to Honduras's specific development challenges and country circumstances	42	6.95	2.02	92	7.02	2.00

	Collaborating with the WBG			Not collaborating with the WBG		
	N	Mean	SD	N	Mean	SD
Overall, how significant a contribution do you believe the World Bank Group's knowledge work and activities make to development results in your country?	43	7.40	1.88	94	7.34	2.15
Overall, how would you rate the technical quality of the World Bank Group's knowledge work and activities?	42	7.55	2.10	92	7.84	1.84

(1-Not significant at all, 10-Very significant; 1-Very low technical quality, 10-Very high technical quality)

**E. Working with the World Bank Group**

To what extent do you agree/disagree with the following statements? (1-Strongly disagree, 10-Strongly agree)

	Collaborating with the WBG			Not collaborating with the WBG		
	N	Mean	SD	N	Mean	SD
The World Bank Group disburses funds promptly	40	6.95	2.44	72	6.67	1.95
The World Bank Group effectively monitors and evaluates the projects and programs it supports	39	7.59	2.09	94	7.07	2.40
The World Bank Group's approvals and reviews are done in a timely fashion	42	7.07	2.17	82	6.73	2.19
The World Bank Group's "Safeguard Policy" requirements are reasonable	32	7.47	1.98	67	7.42	1.84
The World Bank Group's conditions on its lending are reasonable	36	7.03	2.20	78	6.94	2.07
The World Bank Group takes decisions quickly in Honduras*	39	6.92	2.11	76	6.12	2.09
Working with the World Bank Group increases Honduras's institutional capacity	43	7.42	2.21	95	7.43	2.43
Where country systems are adequate, the World Bank Group makes appropriate use of them	32	7.62	2.03	65	7.26	1.92
The World Bank Group provides effective implementation support	38	7.34	2.23	87	7.33	1.80

*Significantly different between collaborators and non-collaborators

	Collaborating with the WBG			Not collaborating with the WBG		
	N	Mean	SD	N	Mean	SD
To what extent do you believe that the World Bank Group's work helps to find solutions that promote private public partnerships in Honduras?	26	7.27	1.93	84	6.88	2.24

(1-To no degree at all, 10-To a very significant degree)

G. Communication and Information Sharing

Please rate how much you agree with the following statements. (1-Strongly disagree, 10-Strongly agree)

	Collaborating with the WBG			Not collaborating with the WBG		
	N	Mean	SD	N	Mean	SD
When I need information from the World Bank Group I know how to find it	43	7.42	2.48	96	7.10	2.56
The World Bank Group's social media channels are valuable sources of information about the institution	27	7.74	1.68	76	7.38	2.60
The World Bank Group is responsive to my information requests and inquiries	35	8.20	1.73	63	7.41	2.47



Appendix D: Responses to Selected Questions by Year¹⁸

All data presented in this appendix are weighted. As a result, means of the FY 2016 data and the total number of respondents indicated will be slightly different from the aggregated responses in Appendix A. Similarly, responses from FY 2013 respondents and the total number of respondents indicated may differ from those reported in the FY 2013 COS report.

FY 2013 Number of comparable respondents = 110 • FY 2016 Number of comparable respondents = 165

By weighting, the FY 2013 and FY 2016 samples have the same stakeholder composition and thus are comparable. The weighted percentage of a stakeholder group is determined by the extent to which the World Bank Group interacts with them in the country and the percentage this group usually makes up in the past aggregated annual global data. The weighted stakeholder breakdown is presented below:

Percentage of Respondents	FY 2013	FY 2016
Office of the President/Prime Minister/Minister	10%	10%
Office of Parliamentarian	3%	3%
Government institutions	28%	28%
Local Government	2%	2%
Bilateral/multilateral agencies	10%	10%
Civil society	16%	16%
Private sector	13%	13%
Academia	10%	10%
Media	8%	8%

A. General Issues facing Honduras

In general, would you say that Honduras is headed in...?*

Percentage of Respondents	FY 2013	FY 2016
The right direction	26.4%	50.6%
The wrong direction	63.2%	24.4%
Not sure	10.4%	25.0%

*Significantly different between FY2016 and FY2013

B. Overall Attitudes toward the World Bank Group

	FY 2013			FY 2016		
	N	Mean	SD	N	Mean	SD
How familiar are you with the work of the World Bank Group in Honduras?*	110	5.70	2.43	162	6.90	2.42

(1-Not familiar at all, 10-Extremely familiar)

*Significantly different between FY2016 and FY2013

	FY 2013			FY 2016		
	N	Mean	SD	N	Mean	SD
Overall, please rate your impression of the World Bank Group's effectiveness in Honduras.*	96	6.25	2.15	148	6.89	2.21

(1-Not effective at all, 10-Very effective)

*Significantly different between FY2016 and FY2013

¹⁸ Only those questions that were asked in the FY '13 and FY '16 country opinion surveys, with similar response scales/options, are presented.

**B. Overall Attitudes toward the World Bank Group (continued)**

	FY 2013			FY 2016		
	N	Mean	SD	N	Mean	SD
To what extent do you believe the World Bank Group's staff is well prepared to help Honduras solve its most complicated development challenges?	96	7.30	2.14	140	7.58	2.15

(1-To no degree at all, 10-To a very significant degree)

To what extent do you agree with the following statements about the World Bank Group's work in Honduras?

(1-Strongly disagree, 10-Strongly agree)

	FY 2013			FY 2016		
	N	Mean	SD	N	Mean	SD
Overall the World Bank Group currently plays a relevant role in development in Honduras*	106	7.21	2.14	152	6.56	2.45
The World Bank Group's work is aligned with what I consider the development priorities for Honduras*	99	6.98	2.04	148	6.27	2.30

*Significantly different between FY2016 and FY2013

To what extent is the World Bank Group an effective development partner in Honduras, in terms of each of the following?

(1-To no degree at all, 10-To a very significant degree)

	FY 2013			FY 2016		
	N	Mean	SD	N	Mean	SD
Responsiveness to needs	95	6.69	2.00	147	6.41	2.11
Flexibility (in terms of the institution's products and services)	93	6.48	2.00	135	6.01	1.88
Flexibility (in terms of changing country circumstances)*	92	6.43	1.97	140	5.85	1.91
Being inclusive	84	6.89	2.00	140	6.39	2.07
Openness	92	7.17	1.94	134	7.22	2.08
Collaboration with the Government	103	7.99	1.96	143	7.74	1.90
The speed in which it gets things accomplished on the ground				130	5.88	2.07
Ease of access to the people at the World Bank Group who are making decisions important to my work				137	6.15	2.52
Collaboration with civil society				130	6.31	2.18
Staff accessibility	92	6.87	2.32	139	6.26	2.59
Collaboration with other donors and development partners	93	7.34	1.96	126	6.78	2.17
Collaboration with the private sector				118	6.90	2.01
Straightforwardness and honesty	95	7.64	2.08	132	7.19	2.34
Treating clients and stakeholders in Honduras with respect	91	7.78	2.05	133	7.58	2.30
Being a long-term partner				136	8.16	2.00

*Significantly different between FY2016 and FY2013

**C. World Bank Group's Effectiveness and Results**

How EFFECTIVE do you believe the World Bank Group is in terms of the work it does in the following areas of development in Honduras? (1-Not effective at all, 10-Very effective)

	FY 2013			FY 2016		
	N	Mean	SD	N	Mean	SD
Transport*	101	6.07	2.33	77	7.06	2.09
Crime and violence*	93	4.66	2.26	75	6.26	2.27
Law and justice*	88	5.18	2.33	69	6.28	2.44
Anti corruption*	96	4.96	2.55	90	6.52	2.57
Private sector development*	90	5.48	2.13	80	6.89	2.14
Water and sanitation	98	6.53	2.11	95	7.07	2.21
Disaster management	92	6.43	2.30	79	7.00	2.34
Job creation/employment*	92	5.26	2.17	81	6.01	2.42
Financial markets*	82	6.01	2.29	72	7.08	2.06
Energy*	92	6.10	2.32	94	7.24	2.23
Rural development*	97	6.25	2.32	94	7.16	2.25
Education*	100	6.20	2.27	97	6.95	2.15
Social protection*	91	5.56	2.48	90	6.40	2.54

*Significantly different between FY2016 and FY2013

	FY 2013			FY 2016		
	N	Mean	SD	N	Mean	SD
To what extent does the World Bank Group's work help to achieve development results in Honduras?	102	6.46	1.91	141	6.87	2.01

(1-To no degree at all, 10-To a very significant degree)

To what extent do you agree with the following statements about the World Bank Group in Honduras?

(1-Strongly disagree, 10-Strongly agree)

	FY 2013			FY 2016		
	N	Mean	SD	N	Mean	SD
The World Bank Group's financial instruments meet the needs of Honduras	97	6.26	2.06	134	6.45	2.17
The World Bank Group meets Honduras's needs for knowledge services	99	6.72	1.84	130	6.74	2.09

**D. The World Bank Group's Knowledge Work and Activities****How frequently do you consult World Bank Group's knowledge work and activities in the work you do?***

Percentage of Respondents	FY 2013	FY 2016
Weekly	8.3%	5.3%
Monthly	22.0%	24.7%
A few times a year	31.2%	45.3%
Rarely	24.8%	20.7%
Never	13.8%	4.0%

*Significantly different between FY2016 and FY2013

In Honduras, to what extent do you believe that the World Bank Group's knowledge work and activities:

(1-To no degree at all, 10-To a very significant degree)

	FY 2013			FY 2016		
	N	Mean	SD	N	Mean	SD
Are timely	99	6.50	2.25	125	7.05	1.95
Lead to practical solutions				125	6.65	1.96
Are accessible (well written and easy to understand)	100	6.84	2.34	124	7.08	2.19
Are translated enough into local language	93	7.07	2.46	130	7.37	2.36
Are adaptable to Honduras's specific development challenges and country circumstances	98	6.93	2.02	129	6.97	1.99

	FY 2013			FY 2016		
	N	Mean	SD	N	Mean	SD
Overall, how significant a contribution do you believe the World Bank Group's knowledge work and activities make to development results in your country?*	99	7.85	1.74	133	7.31	2.03
Overall, how would you rate the technical quality of the World Bank Group's knowledge work and activities?	95	7.80	1.79	131	7.68	1.91

(1-Not significant at all, 10-Very significant; 1-Very low technical quality, 10-Very high technical quality)

*Significantly different between FY2016 and FY2013

E. Working with the World Bank Group**To what extent do you agree/disagree with the following statements? (1-Strongly disagree, 10-Strongly agree)**

	FY 2013			FY 2016		
	N	Mean	SD	N	Mean	SD
The World Bank Group disburses funds promptly*	89	5.95	2.42	108	6.77	2.14
The World Bank Group effectively monitors and evaluates the projects and programs it supports	100	6.95	2.03	129	7.18	2.32
The World Bank Group's approvals and reviews are done in a timely fashion	93	6.72	2.14	120	6.84	2.17
The World Bank Group's "Safeguard Policy" requirements are reasonable	95	6.88	2.13	96	7.45	1.88
The World Bank Group's conditions on its lending are reasonable	98	6.85	2.17	111	6.97	2.10
The World Bank Group takes decisions quickly in Honduras				111	6.38	2.14
Working with the World Bank Group increases Honduras's institutional capacity	103	7.23	2.15	133	7.43	2.38
Where country systems are adequate, the World Bank Group makes appropriate use of them	88	7.03	2.01	92	7.27	1.99
The World Bank Group provides effective implementation support	99	7.07	2.26	123	7.33	1.92

*Significantly different between FY2016 and FY2013

**G. Communication and Information Sharing**

Are you aware of the World Bank Group's Access to Information Policies under which the WBG discloses any information in its possession that is not a list of exceptions?

Percentage of Respondents	FY 2013	FY 2016
Yes	35.5%	31.0%
No	64.5%	69.0%

Have you requested information from the World Bank Group on its activities in the past year?

Percentage of Respondents	FY 2013	FY 2016
Yes	31.1%	21.3%
No	68.9%	78.7%

Were you able to obtain this information?

Percentage of Respondents	FY 2013	FY 2016
Yes	81.1%	96.4%
No	18.9%	3.6%

Do you use/have used the World Bank Group website?

Percentage of Respondents	FY 2013	FY 2016
Yes	74.0%	77.9%
No	26.0%	22.1%

Please rate how much you agree with the following statements. (1-Strongly disagree, 10-Strongly agree)

	FY 2013			FY 2016		
	N	Mean	SD	N	Mean	SD
When I need information from the World Bank Group I know how to find it*	99	6.30	2.79	133	7.16	2.50
The World Bank Group is responsive to my information requests and inquiries*	84	6.62	2.62	96	7.59	2.28

*Significantly different between FY2016 and FY2013

Appendix E: Indicator Questions as a Function of Exposure to the World Bank Group

Indicator Question	Currently, do you professionally collaborate/work with the World Bank Group in your country?		Which of the following describes most of your exposure to the World Bank Group in Honduras? (Choose no more than TWO)									
	Not collaborating with the WBG	Collaborating with the WBG	Observer		Use WBG reports/data		Engage in WBG activities		Collaborate		Use WBG website	
			No Mean	Yes Mean	No Mean	Yes Mean	No Mean	Yes Mean	No Mean	Yes Mean	No Mean	Yes Mean
Overall effectiveness of the World Bank Group (WBG) in Honduras	6.74	7.29	7.17	6.26	6.75	7.09	6.60	7.47	6.76	7.44	6.87	6.98
Overall the World Bank Group currently plays a relevant role in development in Honduras	6.40	7.02	6.76	6.12	6.65	6.51	6.29	7.16	6.39	7.24	6.52	6.72
The World Bank Group's work is aligned with what I consider the development priorities for Honduras	6.04	6.80	6.50	5.78	6.33	6.26	5.97	6.96	6.07	7.06	6.40	6.08
Responsiveness to needs	6.25	6.85	6.56	6.09	6.34	6.53	6.13	7.04	6.24	7.10	6.62	6.02
Flexibility (in terms of the institution's products and services)	5.91	6.30	6.11	5.86	5.99	6.11	5.78	6.59	5.97	6.29	6.23	5.65
Flexibility (in terms of changing country circumstances)	5.67	6.36	5.93	5.87	5.96	5.86	5.56	6.66	5.71	6.63	6.20	5.33
Being inclusive	6.16	6.89	6.51	6.08	6.35	6.44	6.06	7.09	6.27	6.81	6.61	5.93
Openness (sharing data and other information)	7.26	7.39	7.47	6.68	6.60	7.97	6.98	7.90	7.27	7.26	7.37	7.07
Collaboration with the Government	7.78	7.84	7.90	7.47	7.57	8.03	7.62	8.16	7.67	8.18	7.88	7.60
The speed in which it gets things accomplished on the ground	5.66	6.44	6.13	5.39	5.91	5.93	5.52	6.76	5.77	6.43	6.17	5.43
Ease of access to the people at the World Bank Group who are making decisions important to my work	5.78	7.12	6.24	5.78	6.19	6.05	5.57	7.33	5.78	7.26	6.59	5.18
Collaboration with civil society	6.13	6.69	6.57	5.61	6.18	6.42	5.88	7.17	6.12	7.00	6.40	6.09
Staff accessibility	5.85	7.09	6.45	5.67	6.38	6.08	5.63	7.46	5.88	7.53	6.64	5.42
Collaboration with other donors and development partners	6.55	7.27	7.03	6.26	6.83	6.81	6.47	7.62	6.60	7.52	7.06	6.36
Collaboration with the private sector	6.82	7.42	7.27	6.41	6.89	7.15	6.68	7.78	6.80	7.91	7.31	6.51
Straightforwardness and honesty	6.87	7.88	7.46	6.49	7.37	7.02	6.67	8.28	6.86	8.33	7.34	6.90
Treating clients and stakeholders in Honduras with respect	7.33	8.27	7.87	6.94	7.64	7.59	7.22	8.50	7.36	8.52	7.63	7.58
Being a long-term partner	7.99	8.56	8.51	7.51	8.14	8.29	7.96	8.79	7.97	9.10	8.23	8.19
To what extent does the World Bank Group's work help to achieve development results in Honduras?	6.72	7.29	7.00	6.59	7.15	6.58	6.59	7.49	6.78	7.21	6.93	6.76
The World Bank Group's financial instruments (i.e., investment lending, Development Policy Loan, Trust Funds, Program 4 Result, etc.) meet the needs of Honduras	6.30	6.98	6.53	6.43	6.64	6.34	6.15	7.29	6.37	7.00	6.83	5.87
The World Bank Group meets Honduras's needs for knowledge services (e.g., research, analysis, data, technical assistance, convening power)	6.78	6.89	6.85	6.70	6.79	6.83	6.54	7.39	6.70	7.13	6.99	6.44
The World Bank Group's knowledge work and activities are adaptable to Honduras's specific development challenges and country circumstances	7.02	6.95	7.05	6.82	6.92	7.06	6.76	7.44	6.94	7.17	7.06	6.85
Overall, how significant a contribution do you believe the World Bank Group's knowledge work and activities make to development results in your country?	7.34	7.40	7.33	7.37	7.24	7.44	7.16	7.73	7.33	7.35	7.41	7.19
Overall, how would you rate the technical quality of the World Bank Group's knowledge work and activities?	7.84	7.55	7.86	7.57	7.58	8.00	7.67	8.02	7.76	7.87	7.80	7.74
The World Bank Group takes decisions quickly in Honduras	6.12	6.92	6.52	6.28	6.53	6.39	6.15	7.00	6.24	7.11	6.56	6.21
Where country systems (e.g., procurement, financial management, etc.) are adequate, the World Bank Group makes appropriate use of them	7.26	7.62	7.50	6.92	7.27	7.43	7.12	7.76	7.21	7.89	7.41	7.21

Yellow highlight indicates significant difference between Yes and No means.

Appendix F: Honduras FY 2016 Questionnaire



World Bank Group Country Survey FY16 – Honduras

The World Bank Group is interested in gauging the views of clients and partners who are either involved in development in Honduras or who observe activities related to social and economic development. The following survey will give the World Bank Group's team that works in Honduras, greater insight into how the Bank's work is perceived. This is one tool the World Bank Group uses to assess the views of its stakeholders, and to develop more effective strategies that support development in Honduras.

A local independent firm has been hired to oversee the logistics of this survey. This ensures anonymity and confidentiality. We hope you'll be candid.

Finally, the survey relates to the World Bank Group's work. The World Bank Group consists of IBRD, IDA, IFC, MIGA, and ICSID. When responding to the survey, please consider the area of the World Bank Group with which you are most familiar.

To complete the survey, please circle/check the response that most accurately reflects your opinion. If you prefer not to answer a question, please leave it blank. If you feel that you do not have an adequate amount of information on a subject, please check "Don't know".

PLEASE NOTE: IN SOME CASES THE SURVEY WILL ASK FOR A SPECIFIC NUMBER OF RESPONSES. PLEASE DO NOT CHOOSE ANY MORE THAN REQUESTED. IF MORE RESPONSES ARE CHOSEN, DATA CANNOT BE INCLUDED IN ANALYSIS.

SECTION A: GENERAL ISSUES FACING HONDURAS

A1. In general would you say that Honduras is headed in ... ?	
1	The right direction
2	The wrong direction
3	Not sure

SECTION A: GENERAL ISSUES

A2. Listed below are a number of development priorities in Honduras.

Please identify which of the following you consider the most important development priorities in Honduras? (Choose no more than THREE)

1	Global/regional integration	17	Climate change (e.g., mitigation, adaptation)
2	Food security	18	Poverty reduction
3	Public sector governance/ reform (i.e., government effectiveness, public financial management, public expenditure, fiscal system reform)	19	Transport (e.g., roads, bridges, transportation)
4	Social protection (e.g., pensions, targeted social assistance)	20	Education
5	Gender equity	21	Agricultural development
6	Private sector development	22	Trade and exports
7	Foreign direct investment	23	Crime and violence
8	Urban development	24	Anti corruption
9	Energy	25	Law and justice (e.g., judicial system)
10	Job creation/employment	26	Regulatory framework
11	Rural development	27	Communicable/non-communicable diseases
12	Financial markets	28	Natural resource management (e.g., oil, gas, mining)
13	Water and sanitation	29	Economic growth
14	Environmental sustainability	30	Disaster management
15	Equality of opportunity (i.e., equity)	31	Information and communications technology
16	Health		

A3. The World Bank Group has committed itself to twin goals: ending extreme poverty by 2030 and boosting shared prosperity. Poverty reduction is a broad term that encompasses work in many different areas.

Which THREE areas of development listed below do you believe would contribute most to reducing poverty in Honduras? (Choose no more than THREE)

1	Water and sanitation	16	Anti corruption
2	Equality of opportunity (i.e., equity)	17	Education
3	Rural development	18	Foreign direct investment
4	Climate change (e.g., mitigation, adaptation)	19	Energy
5	Global/regional integration	20	Public sector governance/ reform (i.e., government effectiveness, public financial management, public expenditure, fiscal system reform)
6	Gender equity	21	Private sector development
7	Economic growth	22	Natural resource management (e.g., oil, gas, mining)
8	Urban development	23	Environmental sustainability
9	Regulatory framework	24	Health
10	Social protection (e.g., pensions, targeted social assistance)	25	Agricultural development
11	Law and justice (e.g., judicial system)	26	Disaster management
12	Transport (e.g., roads, bridges, transportation)	27	Job creation/employment
13	Crime and violence	28	Financial markets
14	Communicable/non-communicable diseases	29	Trade and exports
15	Information and communications technology	30	Food security

SECTION A: GENERAL ISSUES

A4. The World Bank Group's "Shared Prosperity" goal captures two key elements, economic growth and equity. It will seek to foster income growth among the bottom 40 percent of a country's population. Improvement in the Shared Prosperity Indicator requires growth and well-being of the less well-off. When thinking about the idea of "shared prosperity" in your country, which of the following TWO best illustrate how this would be achieved in Honduras? (Choose no more than TWO)

1	Consistent economic growth
2	More reliable social safety net
3	Greater access to micro-finance for the poor
4	Greater voice and participation for citizens to help ensure greater accountability
5	Greater access to health and nutrition for citizens
6	Better entrepreneurial opportunities (i.e., to start small and medium sized businesses)
7	A growing middle class
8	Better opportunity for the poor who live in rural areas
9	Better opportunity for the poor who live in urban areas
10	Better employment opportunities for young people
11	Better employment opportunities for women
12	Greater equity of fiscal policy
13	Education and training that better ensure job opportunity
14	Better quality public services
15	Other (please specify): _____

A5. Do you think the gap between the rich and the poor is a very big problem, a moderately big problem, a small problem or not a problem at all in Honduras? (Select only ONE response)

1	A very big problem
2	A moderately big problem
3	A small problem
4	Not a problem at all
5	Don't know

A6. In your view, is global climate change a very serious problem, somewhat serious, not too serious, or not a problem? (Select only ONE response)

1	A very serious problem
2	A somewhat serious problem
3	Not too serious problem
4	Not a problem
5	Don't know

SECTION B: OVERALL ATTITUDES TOWARD THE WORLD BANK GROUP

How familiar are you with the work of these organizations in Honduras?											
		Not familiar at all					Extremely familiar				
B1	World Bank Group (WBG)	1	2	3	4	5	6	7	8	9	10
B2	Inter-American Development Bank (IDB/BID)	1	2	3	4	5	6	7	8	9	10
B3	Latin American Development Bank (CAF)	1	2	3	4	5	6	7	8	9	10
B4	Central American Bank for Economic Integration (CABEI/BCiE)	1	2	3	4	5	6	7	8	9	10

Overall, please rate your impression of the effectiveness of these organizations in Honduras.											
		Not effective at all					Extremely effective				
B5	World Bank Group (WBG)	1	2	3	4	5	6	7	8	9	10
B6	Inter-American Development Bank (IDB/BID)	1	2	3	4	5	6	7	8	9	10
B7	Latin American Development Bank (CAF)	1	2	3	4	5	6	7	8	9	10
B8	Central American Bank for Economic Integration (CABEI/BCiE)	1	2	3	4	5	6	7	8	9	10

B9. To what extent do you believe the World Bank Group's staff (local, regional, and headquarters) is well prepared (e.g., skills and knowledge) to help Honduras solve its most complicated development challenges?											
1	2	3	4	5	6	7	8	9	10	<input type="checkbox"/>	
To no degree at all								To a very significant degree		Don't know	

B10. When thinking about how the World Bank Group can have the most impact on development results in Honduras, in which sectoral areas do you believe the World Bank Group should focus most of its resources (financial and knowledge services) in Honduras? (Choose no more than THREE)			
1	Health	17	Economic growth
2	Crime and violence	18	Private sector development
3	Transport (e.g., roads, bridges, transportation)	19	Water and sanitation
4	Agricultural development	20	Food security
5	Global/regional integration	21	Climate change (e.g., mitigation, adaptation)
6	Job creation/employment	22	Information and communications technology
7	Public sector governance/ reform (i.e., government effectiveness, public financial management, public expenditure, fiscal system reform)	23	Trade and exports
8	Social protection (e.g., pensions, targeted social assistance)	24	Equality of opportunity (i.e., equity)
9	Rural development	25	Law and justice (e.g., judicial system)
10	Foreign direct investment	26	Regulatory framework
11	Education	27	Communicable/non-communicable diseases
12	Energy	28	Natural resource management (e.g., oil, gas, mining)
13	Gender equity	29	Poverty reduction
14	Financial markets	30	Anti corruption
15	Urban development	31	Disaster management
16	Environmental sustainability		

SECTION B: OVERALL ATTITUDES TOWARD THE WORLD BANK GROUP

B11. When thinking about the World Bank Group's role, which activity do you believe is of greatest VALUE and which activity is of second greatest value in Honduras?			
		Greatest Value (Choose only ONE)	Second Greatest Value (Choose only ONE)
1	Policy advice, studies, analyses	<input type="checkbox"/>	<input type="checkbox"/>
2	Data and statistics	<input type="checkbox"/>	<input type="checkbox"/>
3	Convening/Facilitating	<input type="checkbox"/>	<input type="checkbox"/>
4	Financial resources	<input type="checkbox"/>	<input type="checkbox"/>
5	Capacity development	<input type="checkbox"/>	<input type="checkbox"/>
6	Technical assistance	<input type="checkbox"/>	<input type="checkbox"/>
7	Help to bring discipline/effective supervision to implementation of investment projects	<input type="checkbox"/>	<input type="checkbox"/>
8	Mobilizing third party financial resources	<input type="checkbox"/>	<input type="checkbox"/>
9	Donor coordination	<input type="checkbox"/>	<input type="checkbox"/>
10	Linkage to non-Bank expertise (i.e., South-South knowledge sharing)	<input type="checkbox"/>	<input type="checkbox"/>
11	Other (please specify): _____	<input type="checkbox"/>	<input type="checkbox"/>

B12. Which of the following do you identify as the World Bank Group's greatest WEAKNESSES in its work in Honduras? (Choose no more than TWO)	
1	Too influenced by developed countries
2	Not exploring alternative policy options
3	Not collaborating enough with stakeholders outside the Government
4	Its advice and strategies do not lend themselves to practical problem solving
5	Not enough public disclosure of its work
6	Arrogant in its approach
7	Not client focused
8	The credibility of its knowledge/data
9	World Bank Group's processes too complex
10	Not willing to honestly criticize policies and reform efforts in the country
11	Staff too inaccessible
12	Imposing technocratic solutions without regard to political realities
13	World Bank Group's processes too slow (e.g., too bureaucratic in its operational policies and procedures)
14	Not aligned with other donors' work
15	Not aligned with country priorities
16	Not adequately sensitive to political/social realities in Honduras
17	Other (please specify): _____
18	Don't know

SECTION B: OVERALL ATTITUDES TOWARD THE WORLD BANK GROUP

B13. Which World Bank Group's instruments do you believe are the MOST effective in reducing poverty in Honduras? (Choose no more than TWO)

1	Trust Fund management
2	Knowledge products/services (analytical work, studies, surveys, etc.)
3	Capacity development
4	Technical assistance (advice, best practice, international experience, etc.)
5	Investment lending (financing specific projects)
6	Policy based lending / budget support to the Government
7	Multi-sectoral approaches
8	Convening power
9	Other (please specify): _____
10	Don't know

B14. To what extent do you believe that the World Bank Group's work and support help the poorest in Honduras? (Select only ONE response)

1	To a fully sufficient degree
2	To a somewhat sufficient degree
3	To a somewhat insufficient degree
4	To a very insufficient degree
5	Don't know

To what extent do you agree with the following statements about the World Bank Group's work in Honduras?

		Strongly disagree										Strongly agree	Don't know
		1	2	3	4	5	6	7	8	9	10		
B15	Overall the World Bank Group currently plays a relevant role in development in Honduras												<input type="checkbox"/>
B16	The World Bank Group's work is aligned with what I consider the development priorities for Honduras												<input type="checkbox"/>

**SECTION B: OVERALL ATTITUDES TOWARD THE WORLD BANK GROUP**

To what extent is the World Bank Group an effective development partner in Honduras, in terms of each of the following?		To no degree at all										To a very significant degree	Don't know
		1	2	3	4	5	6	7	8	9	10		
B17	Responsiveness to needs											<input type="checkbox"/>	
B18	Flexibility (in terms of the institution's products and services)											<input type="checkbox"/>	
B19	Flexibility (in terms of changing country circumstances)											<input type="checkbox"/>	
B20	Being inclusive											<input type="checkbox"/>	
B21	Openness (sharing data and other information)											<input type="checkbox"/>	
B22	Collaboration with the Government											<input type="checkbox"/>	
B23	The speed in which it gets things accomplished on the ground											<input type="checkbox"/>	
B24	Ease of access to the people at the World Bank Group who are making decisions important to my work											<input type="checkbox"/>	
B25	Collaboration with civil society											<input type="checkbox"/>	
B26	Staff accessibility											<input type="checkbox"/>	
B27	Collaboration with other donors and development partners											<input type="checkbox"/>	
B28	Collaboration with the private sector											<input type="checkbox"/>	
B29	Straightforwardness and honesty											<input type="checkbox"/>	
B30	Treating clients and stakeholders in Honduras with respect											<input type="checkbox"/>	
B31	Being a long-term partner											<input type="checkbox"/>	

B32. When World Bank Group assisted reform efforts fail or are slow to take place, which of the following would you attribute this to? (Choose no more than TWO)	
1	The Government works inefficiently
2	Poor donor coordination
3	The World Bank Group is not sensitive enough to political/social realities on the ground
4	Lack of/inadequate levels of capacity in Government
5	There is not an adequate level of citizen/civil society participation
6	The World Bank Group works too slowly
7	The World Bank Group does not do adequate follow through/follow-up
8	Political pressures and obstacles
9	Reforms are not well thought out in light of country challenges
10	Other (please specify): _____

SECTION C: WORLD BANK GROUP'S EFFECTIVENESS AND RESULTS

C1. In your opinion, how IMPORTANT is it for the World Bank Group to be involved in the following areas of development in Honduras?													
		Not important at all										Very important	Don't know
		1	2	3	4	5	6	7	8	9	10		
1	Crime and violence	1	2	3	4	5	6	7	8	9	10	<input type="checkbox"/>	
2	Financial markets	1	2	3	4	5	6	7	8	9	10	<input type="checkbox"/>	
3	Transport (e.g., roads, bridges, transportation)	1	2	3	4	5	6	7	8	9	10	<input type="checkbox"/>	
4	Anti corruption	1	2	3	4	5	6	7	8	9	10	<input type="checkbox"/>	
5	Law and justice (e.g., judicial system)	1	2	3	4	5	6	7	8	9	10	<input type="checkbox"/>	
6	Urban development	1	2	3	4	5	6	7	8	9	10	<input type="checkbox"/>	
7	Environmental sustainability	1	2	3	4	5	6	7	8	9	10	<input type="checkbox"/>	
8	Trade and exports	1	2	3	4	5	6	7	8	9	10	<input type="checkbox"/>	
9	Information and communications technology	1	2	3	4	5	6	7	8	9	10	<input type="checkbox"/>	
10	Poverty reduction	1	2	3	4	5	6	7	8	9	10	<input type="checkbox"/>	
11	Gender equity	1	2	3	4	5	6	7	8	9	10	<input type="checkbox"/>	
12	Private sector development	1	2	3	4	5	6	7	8	9	10	<input type="checkbox"/>	
13	Foreign direct investment	1	2	3	4	5	6	7	8	9	10	<input type="checkbox"/>	
14	Water and sanitation	1	2	3	4	5	6	7	8	9	10	<input type="checkbox"/>	
15	Regulatory framework	1	2	3	4	5	6	7	8	9	10	<input type="checkbox"/>	
16	Economic growth	1	2	3	4	5	6	7	8	9	10	<input type="checkbox"/>	
17	Energy	1	2	3	4	5	6	7	8	9	10	<input type="checkbox"/>	
18	Disaster management	1	2	3	4	5	6	7	8	9	10	<input type="checkbox"/>	
19	Public sector governance/ reform (i.e., government effectiveness, public financial management, public expenditure, fiscal system reform)	1	2	3	4	5	6	7	8	9	10	<input type="checkbox"/>	
20	Job creation/employment	1	2	3	4	5	6	7	8	9	10	<input type="checkbox"/>	
21	Communicable/non-communicable diseases	1	2	3	4	5	6	7	8	9	10	<input type="checkbox"/>	
22	Equality of opportunity (i.e., equity)	1	2	3	4	5	6	7	8	9	10	<input type="checkbox"/>	
23	Social protection (e.g., pensions, targeted social assistance)	1	2	3	4	5	6	7	8	9	10	<input type="checkbox"/>	
24	Rural development	1	2	3	4	5	6	7	8	9	10	<input type="checkbox"/>	
25	Global/regional integration	1	2	3	4	5	6	7	8	9	10	<input type="checkbox"/>	
26	Food security	1	2	3	4	5	6	7	8	9	10	<input type="checkbox"/>	
27	Natural resource management (e.g., oil, gas, mining)	1	2	3	4	5	6	7	8	9	10	<input type="checkbox"/>	
28	Health	1	2	3	4	5	6	7	8	9	10	<input type="checkbox"/>	
29	Climate change (e.g., mitigation, adaptation)	1	2	3	4	5	6	7	8	9	10	<input type="checkbox"/>	
30	Agricultural development	1	2	3	4	5	6	7	8	9	10	<input type="checkbox"/>	
31	Education	1	2	3	4	5	6	7	8	9	10	<input type="checkbox"/>	

SECTION C: WORLD BANK GROUP'S EFFECTIVENESS AND RESULTS

C2. How EFFECTIVE do you believe the World Bank Group is in terms of the work it does in the following areas of development in Honduras? (If you have NO exposure to/experience in working in any of the sectors listed below, please respond "Don't know")

		Not effective at all										Very effective	Don't know
1	Gender equity	1	2	3	4	5	6	7	8	9	10		<input type="checkbox"/>
2	Information and communications technology	1	2	3	4	5	6	7	8	9	10		<input type="checkbox"/>
3	Transport (e.g., roads, bridges, transportation)	1	2	3	4	5	6	7	8	9	10		<input type="checkbox"/>
4	Crime and violence	1	2	3	4	5	6	7	8	9	10		<input type="checkbox"/>
5	Law and justice (e.g., judicial system)	1	2	3	4	5	6	7	8	9	10		<input type="checkbox"/>
6	Urban development	1	2	3	4	5	6	7	8	9	10		<input type="checkbox"/>
7	Environmental sustainability	1	2	3	4	5	6	7	8	9	10		<input type="checkbox"/>
8	Regulatory framework	1	2	3	4	5	6	7	8	9	10		<input type="checkbox"/>
9	Communicable/non-communicable diseases	1	2	3	4	5	6	7	8	9	10		<input type="checkbox"/>
10	Poverty reduction	1	2	3	4	5	6	7	8	9	10		<input type="checkbox"/>
11	Anti corruption	1	2	3	4	5	6	7	8	9	10		<input type="checkbox"/>
12	Private sector development	1	2	3	4	5	6	7	8	9	10		<input type="checkbox"/>
13	Foreign direct investment	1	2	3	4	5	6	7	8	9	10		<input type="checkbox"/>
14	Water and sanitation	1	2	3	4	5	6	7	8	9	10		<input type="checkbox"/>
15	Trade and exports	1	2	3	4	5	6	7	8	9	10		<input type="checkbox"/>
16	Economic growth	1	2	3	4	5	6	7	8	9	10		<input type="checkbox"/>
17	Health	1	2	3	4	5	6	7	8	9	10		<input type="checkbox"/>
18	Disaster management	1	2	3	4	5	6	7	8	9	10		<input type="checkbox"/>
19	Public sector governance/ reform (i.e., government effectiveness, public financial management, public expenditure, fiscal system reform)	1	2	3	4	5	6	7	8	9	10		<input type="checkbox"/>
20	Job creation/employment	1	2	3	4	5	6	7	8	9	10		<input type="checkbox"/>
21	Financial markets	1	2	3	4	5	6	7	8	9	10		<input type="checkbox"/>
22	Equality of opportunity (i.e., equity)	1	2	3	4	5	6	7	8	9	10		<input type="checkbox"/>
23	Energy	1	2	3	4	5	6	7	8	9	10		<input type="checkbox"/>
24	Rural development	1	2	3	4	5	6	7	8	9	10		<input type="checkbox"/>
25	Global/regional integration	1	2	3	4	5	6	7	8	9	10		<input type="checkbox"/>
26	Food security	1	2	3	4	5	6	7	8	9	10		<input type="checkbox"/>
27	Education	1	2	3	4	5	6	7	8	9	10		<input type="checkbox"/>
28	Social protection (e.g., pensions, targeted social assistance)	1	2	3	4	5	6	7	8	9	10		<input type="checkbox"/>
29	Climate change (e.g., mitigation, adaptation)	1	2	3	4	5	6	7	8	9	10		<input type="checkbox"/>
30	Agricultural development	1	2	3	4	5	6	7	8	9	10		<input type="checkbox"/>
31	Natural resource management (e.g., oil, gas, mining)	1	2	3	4	5	6	7	8	9	10		<input type="checkbox"/>

SECTION C: WORLD BANK GROUP'S EFFECTIVENESS AND RESULTS

C3. To what extent does the World Bank Group's work help to achieve development results in Honduras?											
1	2	3	4	5	6	7	8	9	10	<input type="checkbox"/>	
To no degree at all									To a very significant degree		Don't know

To what extent do you agree with the following statements about the World Bank Group in Honduras?															
				Strongly disagree						Strongly agree		Don't know			
C4	The World Bank Group's financial instruments (i.e., investment lending, Development Policy Loan, Trust Funds, Program 4 Result, etc.) meet the needs of Honduras				1	2	3	4	5	6	7	8	9	10	<input type="checkbox"/>
C5	The World Bank Group meets Honduras's needs for knowledge services (e.g., research, analysis, data, technical assistance, convening power)				1	2	3	4	5	6	7	8	9	10	<input type="checkbox"/>

C6. To what extent do you believe that Honduras received value for money from the World Bank Group's Reimbursable Advisory Services (RAS)?											
1	2	3	4	5	6	7	8	9	10	<input type="checkbox"/>	
To no degree at all									To a very significant degree		Don't know

C7. To what extent do you believe the World Bank Group measures and corrects its work in real time in Honduras?											
1	2	3	4	5	6	7	8	9	10	<input type="checkbox"/>	
To no degree at all									To a very significant degree		Don't know

PLEASE NOTE: IN SOME CASES THE SURVEY WILL ASK FOR A SPECIFIC NUMBER OF RESPONSES. PLEASE DO NOT CHOOSE ANY MORE THAN REQUESTED. IF MORE RESPONSES ARE CHOSEN, DATA CANNOT BE INCLUDED IN ANALYSIS.

SECTION D: THE WORLD BANK GROUP'S KNOWLEDGE WORK AND ACTIVITIES (i.e., ANALYSIS, STUDIES, RESEARCH, DATA, REPORTS, CONFERENCES)

D1. How frequently do you consult World Bank Group's knowledge work and activities in the work you do?

1	Weekly
2	Monthly
3	A few times a year
4	Rarely
5	Never

In Honduras, to what extent do you believe that the World Bank Group's knowledge work and activities:

		To no degree at all					To a very significant degree					Don't know
D2	Are timely	1	2	3	4	5	6	7	8	9	10	<input type="checkbox"/>
D3	Lead to practical solutions	1	2	3	4	5	6	7	8	9	10	<input type="checkbox"/>
D4	Are accessible (well written and easy to understand)	1	2	3	4	5	6	7	8	9	10	<input type="checkbox"/>
D5	Are translated enough into local language	1	2	3	4	5	6	7	8	9	10	<input type="checkbox"/>
D6	Are adaptable to Honduras's specific development challenges and country circumstances	1	2	3	4	5	6	7	8	9	10	<input type="checkbox"/>

D7. Overall, how significant a contribution do you believe the World Bank Group's knowledge work and activities make to development results in your country?

1	2	3	4	5	6	7	8	9	10	<input type="checkbox"/>
Not significant at all									Very significant	Don't know

D8. Overall, how would you rate the technical quality of the World Bank Group's knowledge work and activities?

1	2	3	4	5	6	7	8	9	10	<input type="checkbox"/>
Very low technical quality									Very high technical quality	Don't know

SECTION E: WORKING WITH THE WORLD BANK GROUP

To what extent do you agree/disagree with the following statements?												
		Strongly disagree									Strongly agree	Don't know
E1	The World Bank Group disburses funds promptly	1	2	3	4	5	6	7	8	9	10	<input type="checkbox"/>
E2	The World Bank Group effectively monitors and evaluates the projects and programs it supports	1	2	3	4	5	6	7	8	9	10	<input type="checkbox"/>
E3	The World Bank Group's approvals and reviews are done in a timely fashion	1	2	3	4	5	6	7	8	9	10	<input type="checkbox"/>
E4	The World Bank Group's "Safeguard Policy" requirements are reasonable	1	2	3	4	5	6	7	8	9	10	<input type="checkbox"/>
E5	The World Bank Group's conditions on its lending are reasonable	1	2	3	4	5	6	7	8	9	10	<input type="checkbox"/>
E6	The World Bank Group takes decisions quickly in Honduras	1	2	3	4	5	6	7	8	9	10	<input type="checkbox"/>
E7	Working with the World Bank Group increases Honduras's institutional capacity	1	2	3	4	5	6	7	8	9	10	<input type="checkbox"/>
E8	Where country systems (e.g., procurement, financial management, etc.) are adequate, the World Bank Group makes appropriate use of them	1	2	3	4	5	6	7	8	9	10	<input type="checkbox"/>
E9	The World Bank Group provides effective implementation support (i.e., supervision of projects)	1	2	3	4	5	6	7	8	9	10	<input type="checkbox"/>

E10. To what extent do you believe that the World Bank Group's work helps to find solutions that promote private public partnerships in Honduras?												
1	2	3	4	5	6	7	8	9	10	<input type="checkbox"/>		
To no degree at all									To a very significant degree		Don't know	

E11. Which of the following best describes the World Bank Group's support in Honduras? (Select only one response)												
1	The World Bank Group is sufficiently selective and focuses on the most important development challenges in Honduras											
2	The World Bank Group is not sufficiently selective in Honduras, and it is involved in too many areas of development.											
3	Don't know											

SECTION F: RECENT TRENDS AND THE FUTURE ROLE OF THE WORLD BANK GROUP IN HONDURAS

F1. Which of the following SHOULD the World Bank Group do to make itself of greater value in Honduras? (Choose no more than TWO)	
1	Offer more innovative financial products
2	Ensure greater selectivity in its work
3	Provide more adequate data/knowledge/statistics/figures on Honduras's economy
4	Improve the competitiveness of its financing compared to markets (e.g., cost, timeliness, other terms)
5	Reach out more to groups outside of Government
6	Increase the level of capacity development in the country
7	Improve the quality of its experts as related to Honduras's specific challenges
8	Offer more innovative knowledge services
9	Collaborate more effectively with Government clients (e.g., national, state, local)
10	Work faster
11	Reduce the complexity of obtaining World Bank Group financing
12	Increase availability of Reimbursable Advisory Services (RAS)
13	Other (please specify): _____

F2. When considering the combination of services that the World Bank Group offers in Honduras, and taking into account its limited level of resources, which ONE of the following do you believe the World Bank Group should offer more of in Honduras? (Select only ONE response)	
1	Financial services
2	Knowledge products
3	Convening services
4	None of the above
5	The combination is appropriate for Honduras
6	Don't know

SECTION G: COMMUNICATION AND INFORMATION SHARING

G1. How do you get most of your information about economic and social development issues in Honduras? (Choose no more than TWO)

1	Social media (e.g., Facebook, blogs, Twitter, YouTube, Flickr)	6	International television
2	International newspapers	7	Local newspapers
3	Local radio	8	Internet
4	International radio	9	Periodicals
5	Local television	10	Other (please specify): _____

G2. How would you prefer to receive information from the World Bank Group? (Choose no more than TWO)

1	Direct contact with World Bank Group (i.e., face to face meetings/discussions)	5	World Bank Group's website
2	Mobile phones	6	Social media (e.g., Facebook, blogs, Twitter, YouTube, Flickr)
3	World Bank Group's seminars/workshops/conferences	7	e-Newsletters
4	World Bank Group's publications and other written materials	8	Other (please specify): _____

G3	Are you aware of the World Bank Group's Access to Information Policies under which the World Bank Group discloses any information in its possession that is not on a list of exceptions? (If YES please go to Question G4; if NO please go to G5)	Yes	No
-----------	---	-----	----

G4. If yes, from which of the following sources did you learn about the World Bank Group's Access to Information Policies? (Select only ONE response)

1	World Bank Group's seminars/workshops/conferences
2	World Bank Group's website
3	World Bank Group's e-Newsletters
4	News/Media
5	Colleagues/Friends/Peer organizations
6	Other (please specify): _____

G5	Have you requested information from the World Bank Group on its activities in the past year? (If YES please go to Question G6; if NO please go to G7)	Yes	No
G6	Were you able to obtain this information?	Yes	No
G7	Do you use/have you used the World Bank Group website?	Yes	No
G8	Do you currently consult the World Bank Group social media sites (e.g., Facebook, blogs, Twitter, YouTube, and Flickr)?	Yes	No

Please rate how much you agree with the following statements.

		Strongly disagree										Strongly agree										Don't know
G9	When I need information from the World Bank Group I know how to find it (e.g., whom to call, where to reach them, etc.)	1	2	3	4	5	6	7	8	9	10	1	2	3	4	5	6	7	8	9	10	<input type="checkbox"/>
G10	The World Bank Group's social media channels (e.g., blogs, Facebook, Twitter, YouTube, Flickr) are valuable sources of information about the institution	1	2	3	4	5	6	7	8	9	10	1	2	3	4	5	6	7	8	9	10	<input type="checkbox"/>
G11	The World Bank Group is responsive to my information requests and inquiries	1	2	3	4	5	6	7	8	9	10	1	2	3	4	5	6	7	8	9	10	<input type="checkbox"/>

SECTION H: BACKGROUND INFORMATION

H1. Which of the following best describes your current position? (Select only ONE response)			
1	Office of the President, Prime Minister	11	NGO/Community Based Organization
2	Office of Minister	12	Media (press, radio, TV, web, etc.)
3	Office of Parliamentarian	13	Independent Government Institution (i.e., Regulatory Agency, Central Bank/oversight institution)
4	Employee of a Ministry, Ministerial Department or Implementation Agency	14	Trade Union
5	Project Management Unit (PMU) overseeing implementation of project/ Consultant/Contractor working on World Bank Group supported project/program	15	Faith-Based Group
6	Local Government Office or Staff	16	Youth Group
7	Bilateral/Multilateral Agency	17	Academia/Research Institute/Think Tank
8	Private Sector Organization	18	Judiciary Branch
9	Private Foundation	19	Other (please specify): _____
10	Financial Sector/Private Bank		

H2. Please identify the primary specialization of your work. (Select only ONE response)			
1	Water	12	Gender
2	Social protection and labor	13	Transport and ICT
3	Fragility, conflict and violence	14	Urban, rural, and social development
4	Environment and natural resources	15	Governance
5	Public-private partnerships	16	Poverty
6	Education	17	Jobs
7	Health, nutrition, and population	18	Agriculture
8	Energy and extractives	19	Climate Change
9	Macroeconomics and fiscal management	20	Generalist (specialized in multiple sectors)
10	Trade and competitiveness	21	Other (please specify): _____
11	Finance and markets		

H3. Currently, do you professionally collaborate/work with the World Bank Group (IBRD/IDA, IFC, or MIGA) in your country? (Select only ONE response)	
1	Yes
2	No

SECTION H: BACKGROUND INFORMATION

H4. Which of the following agencies of the World Bank Group do you primarily engage with in Honduras? (Select only ONE response)	
1	The World Bank (IBRD/IDA)
2	The International Finance Corporation (IFC)
3	The Multilateral Investment Guarantee Agency (MIGA)
4	Other (please specify): _____

H5. Do your projects involve both the World Bank and the IFC? (If YES please go to Question H6; If NO please go to H7)	
1	Yes
2	No

H6. If yes, what was your view of how the two institutions work together in Honduras? (Select only ONE response)	
1	The two institutions work well together
2	The way the two institutions work together needs improvement
3	The two institutions do not work well together
4	Don't know

H7. Which of the following describes most of your exposure to the World Bank Group in Honduras? (Choose no more than TWO)	
1	Observer (i.e., follow in media, discuss in informal conversations, etc.)
2	Use World Bank Group reports/data
3	Engage in World Bank Group related/sponsored events/activities
4	Collaborate as part of my professional duties
5	Use World Bank Group website for information, data, research, etc.

H8. What's your gender?	
1	Female
2	Male

H9. Which best represents your geographic location?	
1	Tegucigalpa
2	San Pedro Sula
3	Comayagua
4	La Ceiba

Thank you for completing the survey!