

FY16 Brazil Country Opinion Survey Report

THE WORLD BANK GROUP

Public Opinion Research Group



May 2016



Acknowledgements

The Country Opinion Survey for Brazil is part of the Country Opinion Survey Program series of the World Bank Group. This report was prepared by the Public Opinion Research Group (PORG) team led by Sharon Felzer (Senior Communications Officer, Head of PORG), Jessica Cameron, Jing Guo, and Svetlana Markova. Calita Woods and Dania Mendoza provided data support. The report was prepared under the overall guidance and supervision of Sumir Lal (Director, ECRGP). PORG acknowledges the significant contribution from the Brazil country team. In particular, PORG is grateful for the support from Candyce Rocha (Senior Communications Officer) and Gabriela Bastos (Consultant) who coordinated the survey related activities from Brasilia, Brazil.



Country **Opinion** Surveys
THE WORLD BANK GROUP



Table of Contents

I. Objectives	3
II. Methodology.....	3
III. Demographics of the Sample.....	4
IV. General Issues Facing Brazil.....	8
V. Overall Attitudes toward the World Bank Group.....	13
VI. Sectoral Importance and Effectiveness.....	20
VII. How the World Bank Group Operates	27
VIII. World Bank Group's Knowledge and Instruments	33
IX. The Future Role of the World Bank Group in Brazil	39
X. Communication and Outreach	43
XI. Appendices.....	49

BRAZIL





I. Objectives

This survey was designed to assist the World Bank Group (WBG) in gaining a better understanding of how stakeholders in Brazil perceive the WBG. The survey explored:

- *General Issues Facing Brazil*
- *Overall Attitudes toward the World Bank Group*
- *World Bank Group's Effectiveness and Results*
- *The World Bank Group's Knowledge Work and Activities*
- *Working with the World Bank Group*
- *The Future Role of the World Bank Group in Brazil*
- *Communication and Information Sharing*
- *Background Information*

II. Methodology

From March to April 2016, 561 stakeholders of the WBG in Brazil were invited to provide their opinions on the WBG's work in the country by participating in a country opinion survey. Participants were drawn from the office of the President/Prime Minister, office of a Minister, office of a Parliamentarian, employees of ministries/ministerial departments/ implementation agencies, Project Management Units (PMUs) overseeing implementation of WBG projects or consultants/contractors working on WBG-supported projects/programs, local government office or staff, bilateral/multilateral agencies, private sector organizations, private foundations, the financial sector/private banks, NGOs/community-based organizations (CBOs), the media, independent government institutions, trade unions, faith-based groups, youth groups, academia/research institutes/think tanks, and the judiciary branch. A total of 248 stakeholders participated in the survey (44% response rate).

Respondents received an invitation to complete the questionnaires via email and completed it entirely online. Respondents were asked about: general issues facing Brazil; their overall attitudes toward the WBG; the WBG's effectiveness and results; the WBG's knowledge work and activities; working with the WBG; the WBG's future role in Brazil; and the WBG's communication and information sharing.

Every country that engages in the Country Opinion Survey must include specific indicator questions that will be aggregated for the World Bank Group's annual Corporate Scorecard. These questions are identified throughout the survey report.

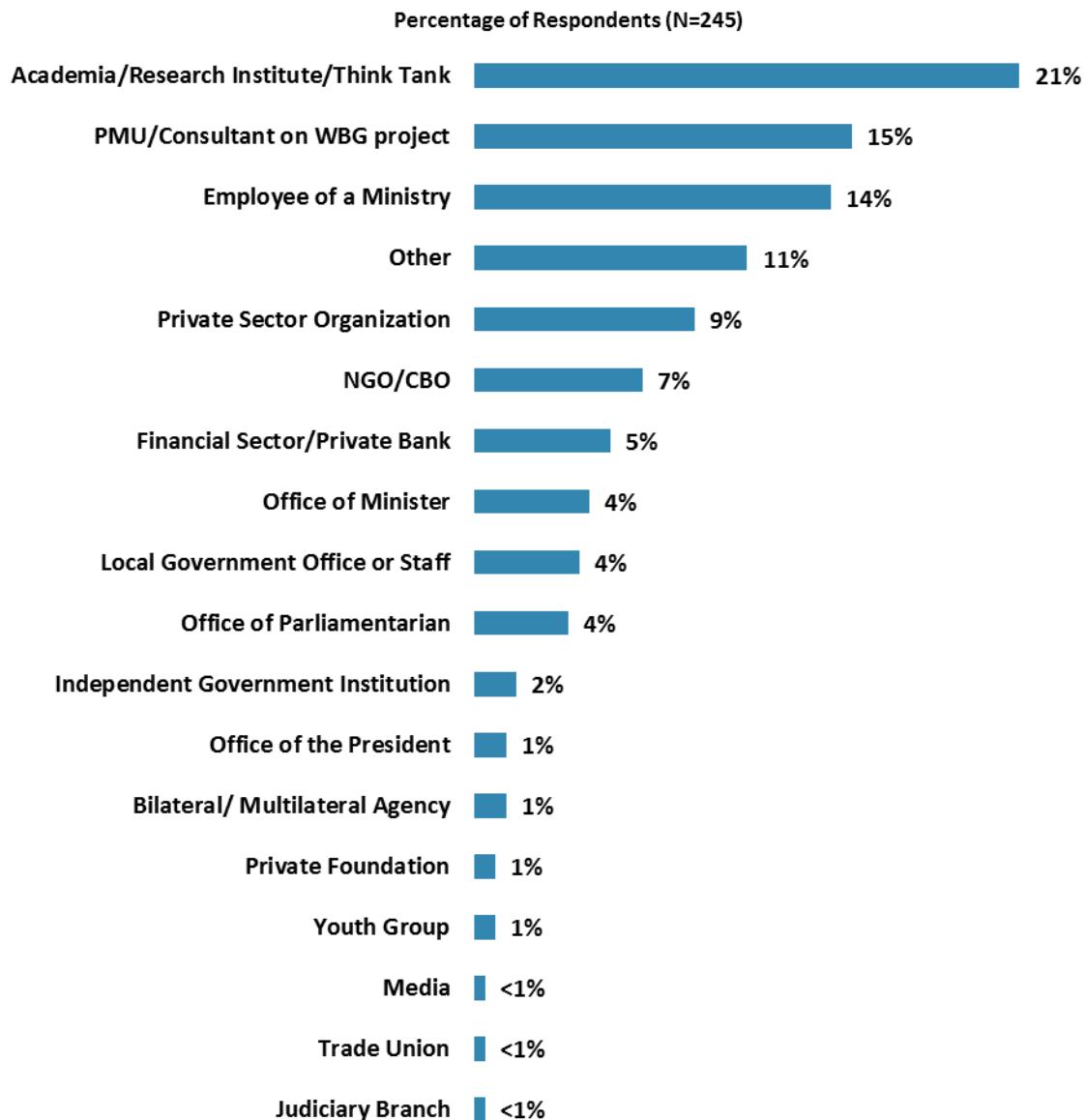
The results of this year's Country Survey were compared to those in the Country Survey conducted in FY '13 (response rate was 2%, N=200). The data were weighted to reach similar stakeholder compositions across the two survey years, allowing for more statistically reliable comparisons. There were too few respondents from media in FY '16 for the category to be included, and stakeholders who identified themselves as "Other" in the stakeholder category options also were not included in these comparisons. As a result, mean ratings, percentages of respondents, and the total number of respondents in both years are slightly different from those of the original data reported in the FY '13 COS report and the non-weighted data presented in this report. For the weighted stakeholder breakdown and year comparison results, please refer to Appendix E (see page 99).



III. Demographics of the Sample

Current Position

- For further analyses, the small number of respondents from the office of a Minister were combined with those from the office of the President. The few respondents from private foundations, youth groups, and trade unions were combined with those from NGOs/CBOs to form a “Civil Society” category. The few respondents from bilateral/multilateral agencies, the media, independent government institutions, and the judiciary branch were included in the “Other” category for all further analyses.

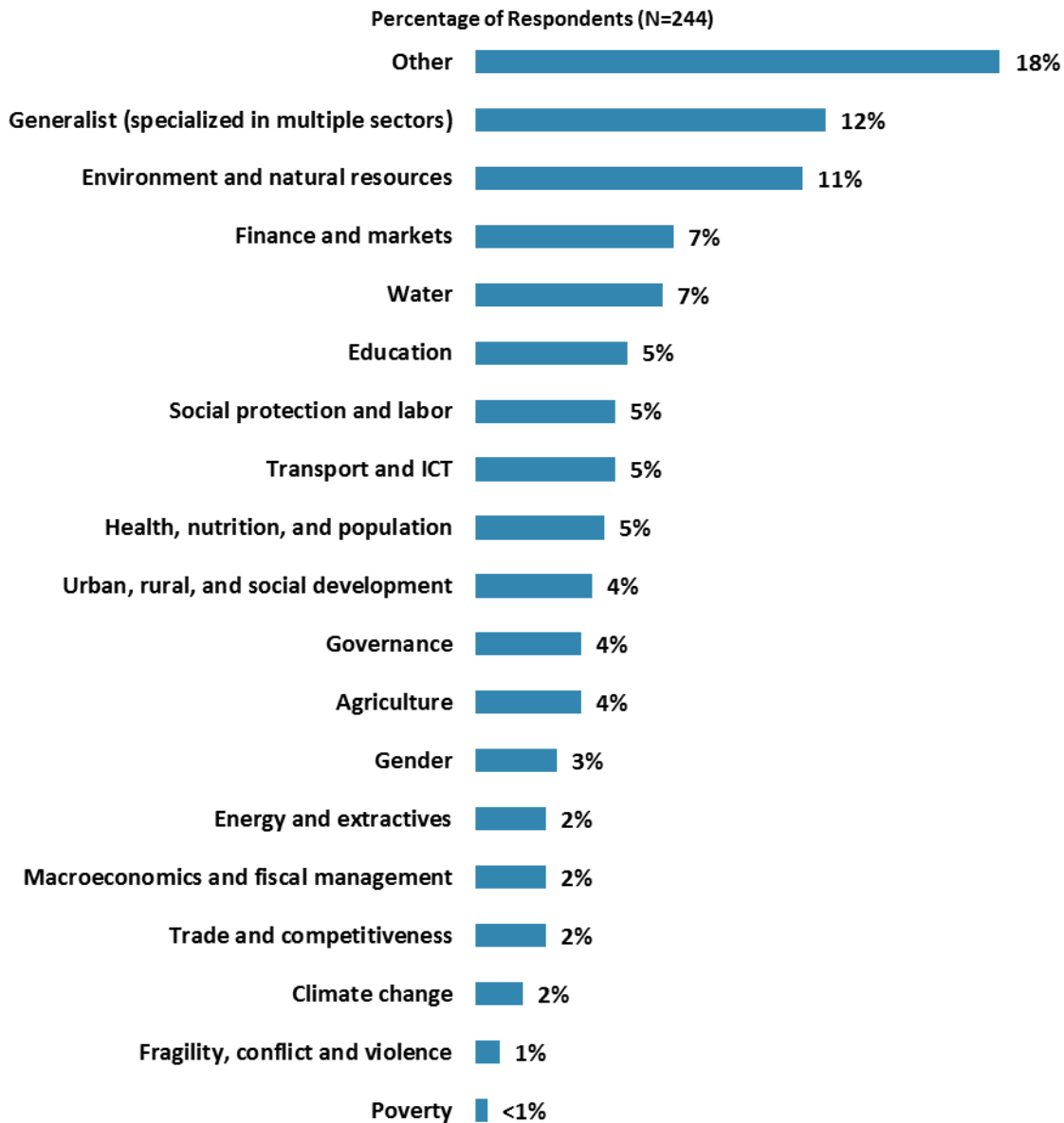


“Which of the following best describes your current position? (Select only ONE response)”
(Respondents chose from a list.)



III. Demographics of the Sample (continued)

Area of Primary Specialization



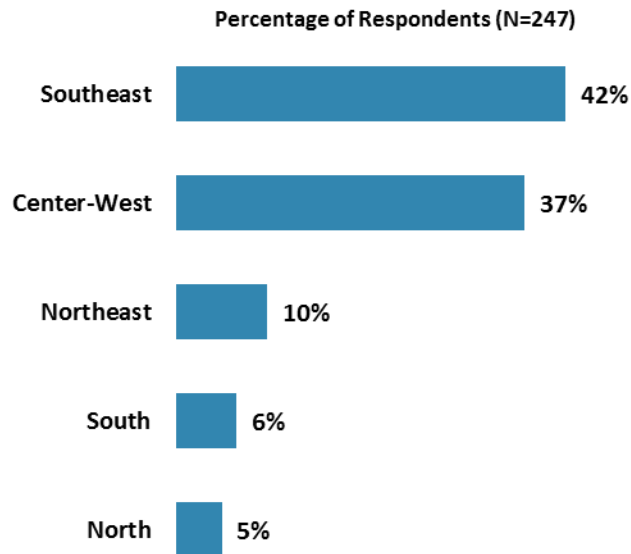
"Please identify the primary specialization of your work. (Select only ONE response)"
(Respondents chose from a list.)



III. Demographics of the Sample (continued)

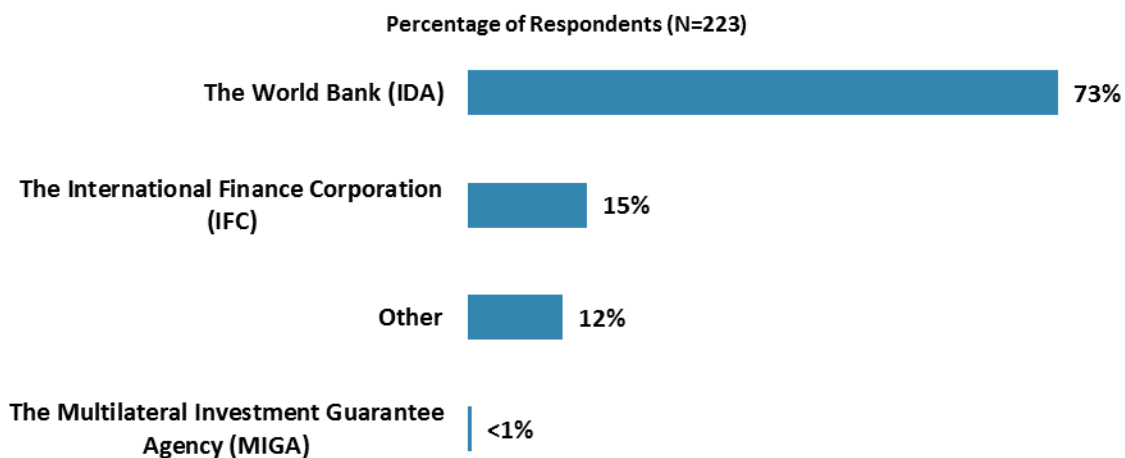
Geographic Locations

- For all further analyses, the small number of respondents from Northeast, South, and North Brazil were combined into an “Other Areas” category.



“Which best represents your geographic location?” (Respondents chose from a list.)

Exposure to Agencies within the World Bank Group



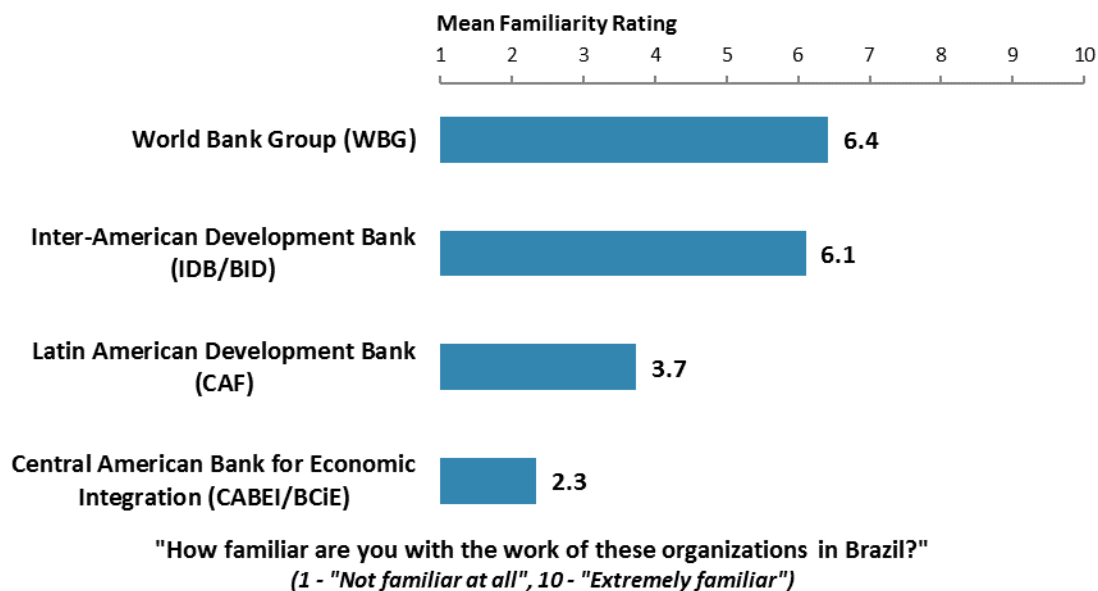
“Which of the following agencies of the World Bank Group do you primarily engage with in Brazil? (Select only ONE response)” (Respondents choose from a list)



III. Demographics of the Sample (continued)

Familiarity with the World Bank Group

- **Year comparison:** Respondents in this year's Country Survey indicated significantly higher levels of familiarity with the WBG compared to respondents from the FY '13 Country Survey (weighted mean in FY '16 = 6.5; weighted mean in FY '13 = 5.8)¹.
- **Collaboration:** Respondents who collaborate with the WBG gave significantly higher ratings of familiarity with the WBG (mean rating = 7.0) compared to respondents who do not collaborate with the WBG (mean rating = 6.1).
- **Impact of Familiarity:** Respondents' ratings of familiarity with the WBG were significantly, strongly correlated with their ratings of the WBG's overall effectiveness in Brazil, and moderately, significantly correlated with the extent to which the WBG's work helps to achieve development results and the extent to which the WBG plays a relevant role in development in Brazil.



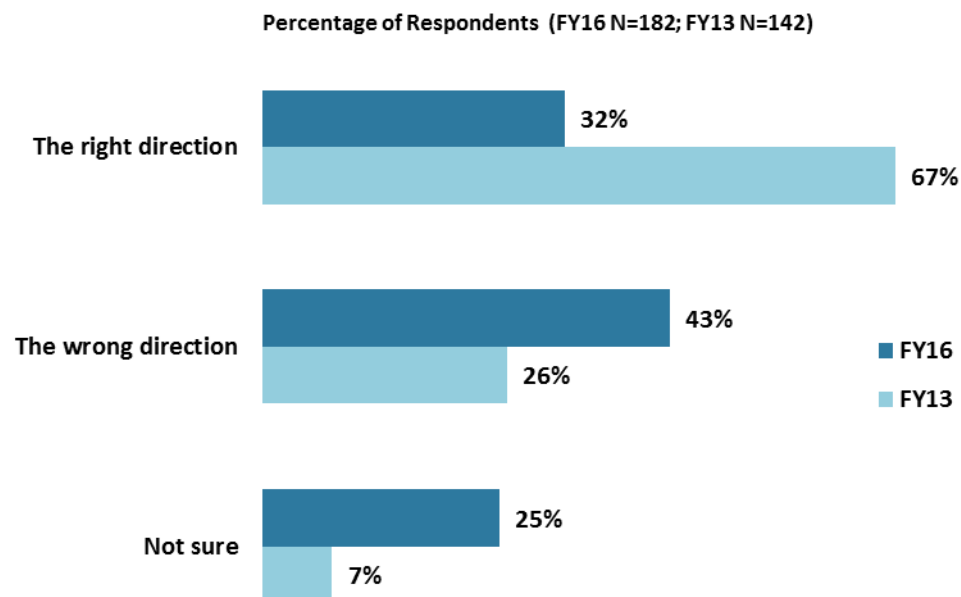
¹ Please refer to Appendix E (page 99) for more details on weighting. The means in the chart were calculated based on un-weighted data.



IV. General Issues Facing Brazil

Headed in the Right Direction

- **Year comparison²:** Respondents in the FY '13 Country Survey were significantly more likely to indicate that Brazil was headed in the right direction and significantly less likely to indicate that Brazil was headed in the wrong direction or that they were not sure compared to respondents from this year's Country Survey.



"In general, would you say that Brazil is headed in ... ?" (Respondents chose from a list.)
Significantly different between FY16 and FY13
(Note, these percentages were calculated based on weighted data.)

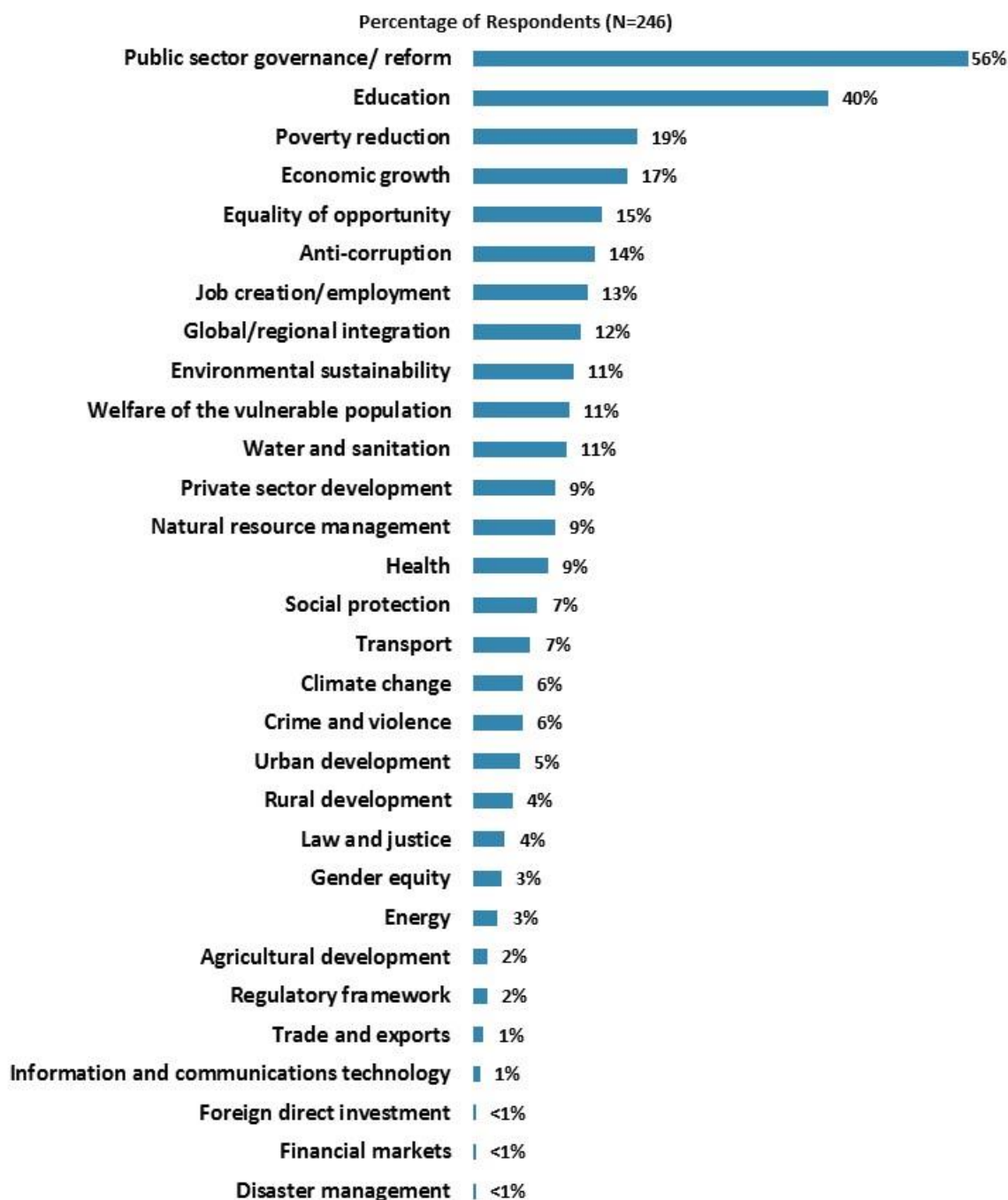
² Please refer to Appendix E (page 99) for more details on weighting. The percentages in the chart were calculated based on weighted data.



IV. General Issues Facing Brazil (continued)

Development Priority

- **Year comparison:** Respondents in the FY '13 Country Survey indicated that the most important development priority in Brazil was education (percentage of respondents = 67%), followed by public sector governance/reform (52%) and health (35%).



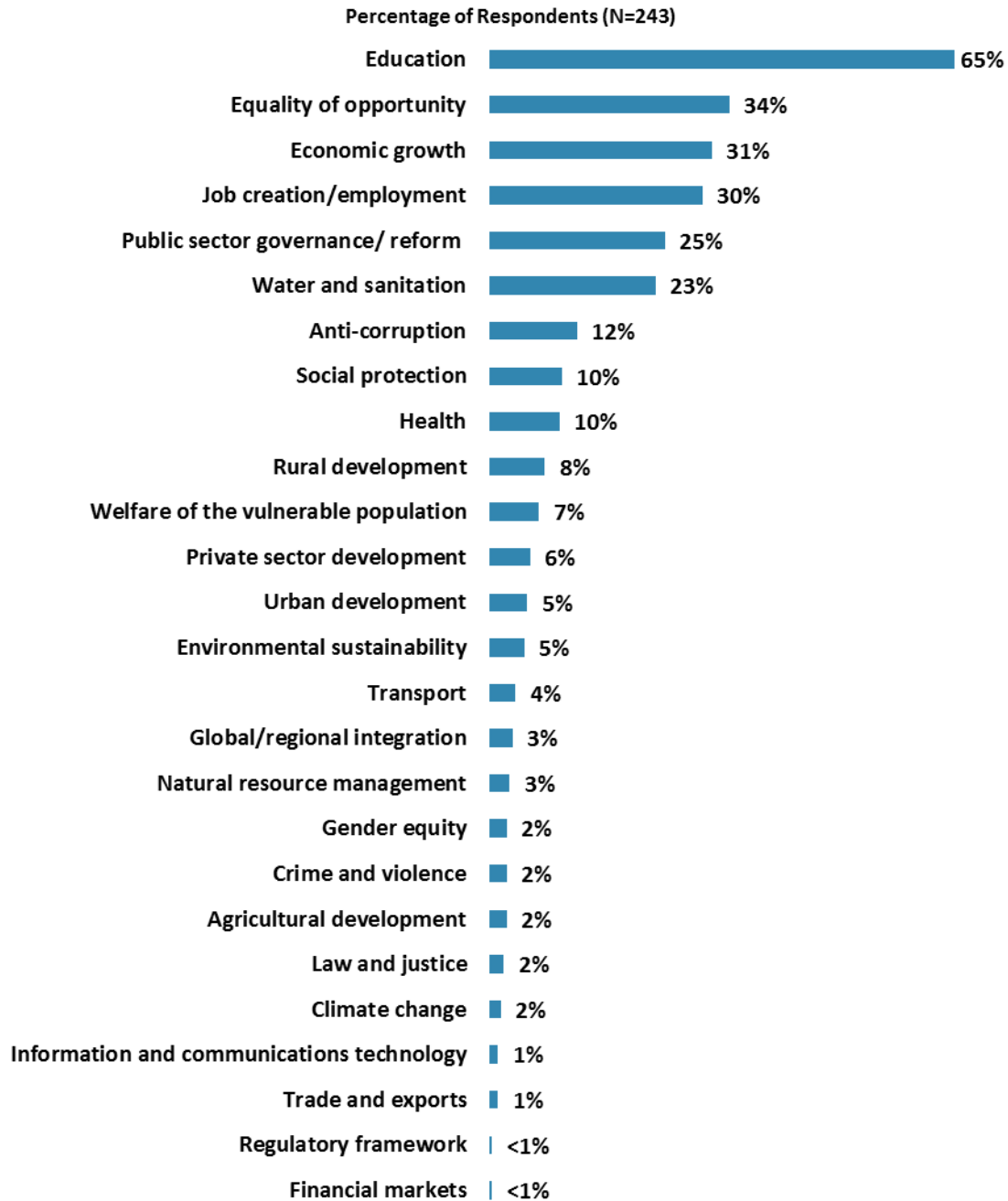
"Listed below are a number of development priorities in Brazil. Please identify which of the following you consider the most important development priorities in Brazil. (Choose no more than THREE)" (Respondents chose from a list. Responses combined.)



IV. General Issues Facing Brazil (continued)

Factors Contributing to Poverty Reduction

- **Year comparison:** Respondents in the FY '13 Country Survey indicated that education would contribute most to poverty reduction in Brazil (percentage of respondents = 68%), followed by economic growth (37%) and equality of opportunity (29%).



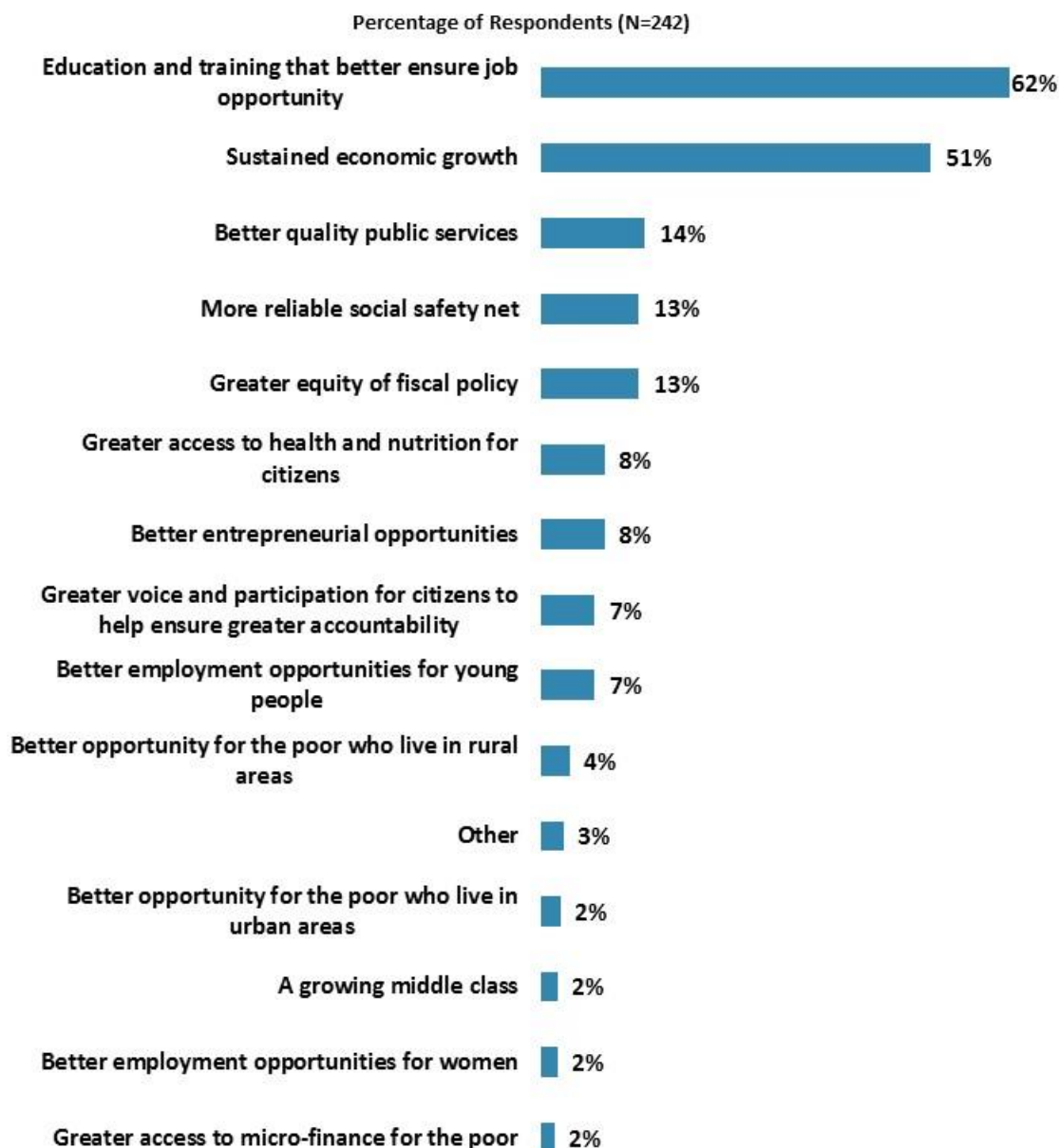
"Poverty reduction is a broad term that encompasses work in many different areas. Which THREE areas of development listed below do you believe would contribute most to reducing poverty in Brazil?" (Respondents chose from a list. Responses combined.)



IV. General Issues Facing Brazil (continued)

Factors Contributing to “Shared Prosperity”

- **Year comparison:** Respondents in the FY '13 Country Survey indicated that education and training that better ensure job opportunity would achieve “shared prosperity” in Brazil (percentage of respondents = 57%), followed by consistent economic growth (32%) and better quality public services (22%).

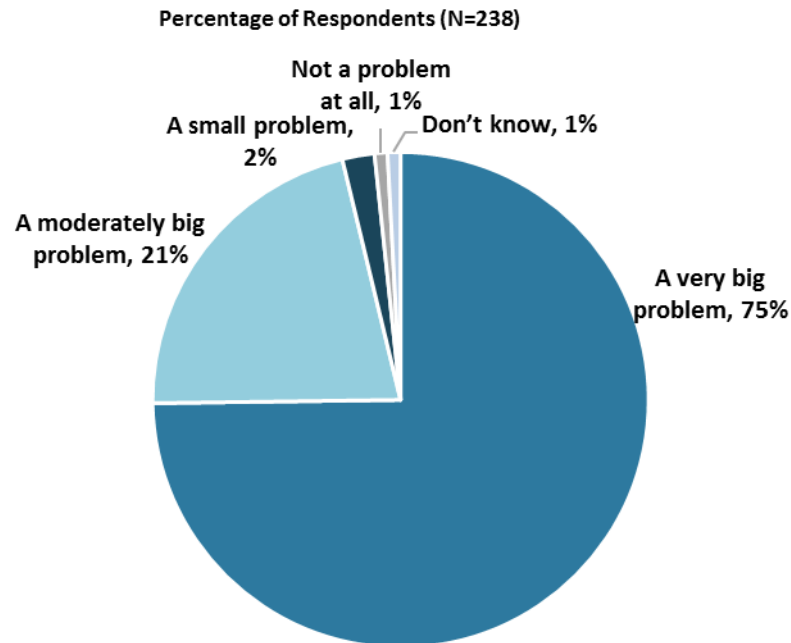


"When thinking about the idea of “shared prosperity” in your country, which of the following TWO best illustrate how this would be achieved in Brazil? (Choose no more than TWO)"
(Respondents chose from a list. Responses combined.)



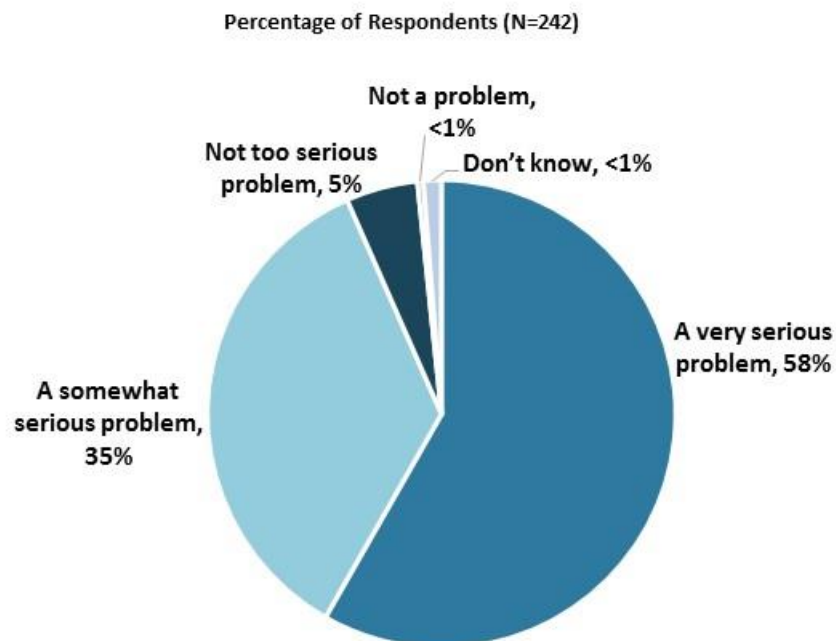
IV. General Issues Facing Brazil (continued)

Gap between the Rich and the Poor



"Do you think the gap between the rich and the poor is a very big problem, a moderately big problem, a small problem or not a problem at all in Brazil? (Select only ONE response)"
(Respondents chose from a list.)

Global Climate Change



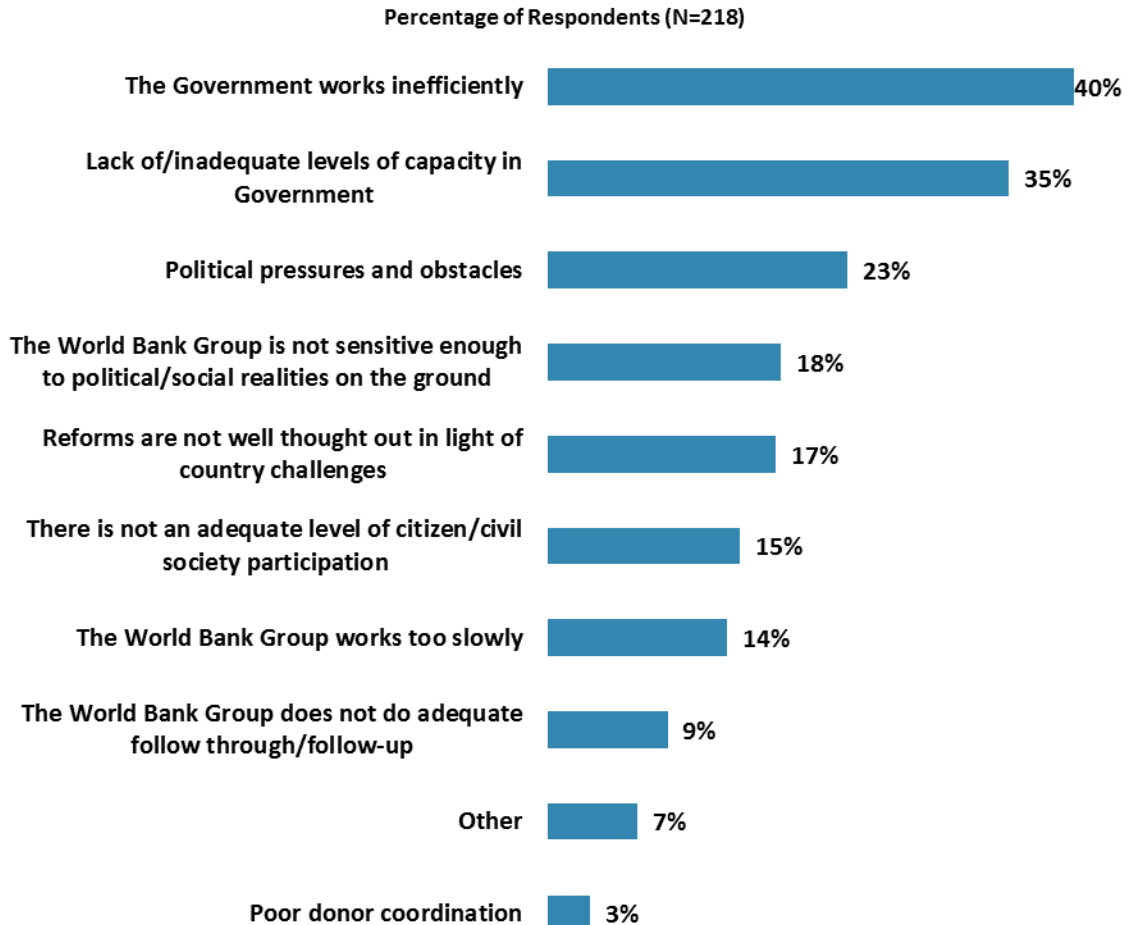
"In your view, is global climate change a very serious problem, somewhat serious, not too serious, or not a problem? (Select only ONE response)" (Respondents chose from a list.)



V. Overall Attitudes toward the World Bank Group

Attributing Failed/Slow Reform Efforts

- **Year comparison:** Respondents in the FY '13 Country Survey indicated that they most often attributed failed or slow WBG assisted reform efforts to political pressures and obstacles (percentage of respondents = 37%), the government working inefficiently (33%), and an inadequate level of civil society participation (30%).



"When World Bank Group assisted reform efforts fail or are slow to take place, which of the following would you attribute this to? (Choose no more than TWO)"
(Respondents chose from a list. Responses combined.)

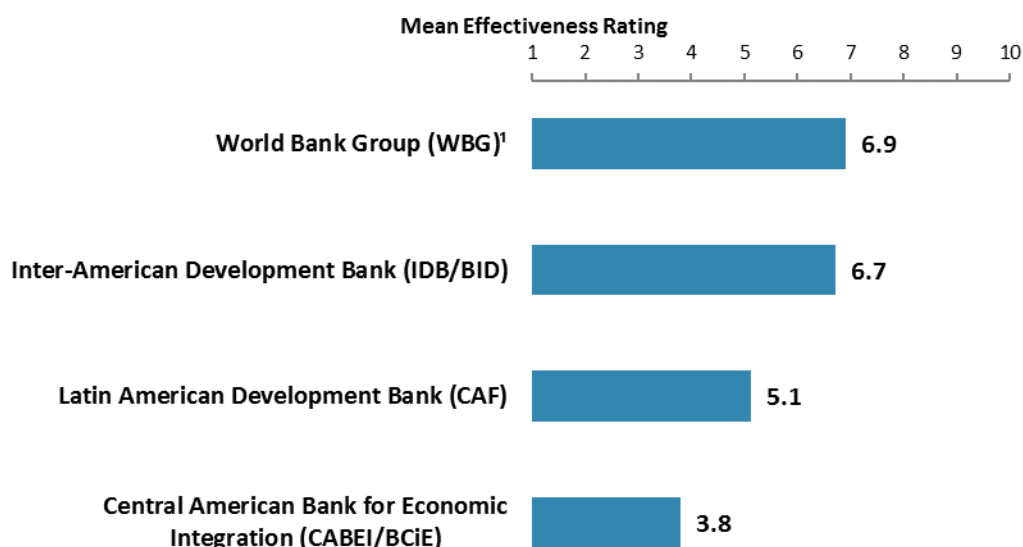


V. Overall Attitudes toward the World Bank Group (continued)

As noted in the “Methodology” section, the indicator questions referred to throughout the survey report are questions that are asked in every country that engages in the Country Opinion Survey. These will be aggregated for the World Bank Group’s annual Corporate Scorecard.

The World Bank Group’s Overall Effectiveness (Indicator Question)

- **Year comparison:** Respondents in this year’s Country Survey had significantly higher ratings for the WBG and IDB/BID’s overall effectiveness in Brazil (weighted means = 7.2 and 7.0, respectively) compared to respondents from the FY ’13 Country Survey (weighted means = 6.2 and 6.3, respectively)³.
- **Stakeholders:** Respondents from local government and PMUs/Consultants on WBG-supported projects gave the highest ratings for the WBG’s overall effectiveness whereas respondents from the office of a Parliamentarian gave significantly lower ratings.
- **Locations:** Respondents from Other Areas and Center-West Brazil gave significantly higher ratings for the WBG’s overall effectiveness in Brazil (mean ratings = 7.5 and 7.1, respectively) compared to respondents from Southeast Brazil (mean rating = 6.4).
- **Collaboration:** Respondents who are collaborating with the WBG gave significantly higher ratings for the WBG and IDB/BID’s overall effectiveness in Brazil (mean ratings = 7.4 and 7.2, respectively) compared to respondents who are not collaborating (mean ratings = 6.6 and 6.4, respectively).



"Overall, please rate your impression of the effectiveness of these organizations in Brazil."
(1 - "Not effective at all", 10 - "Very effective") ¹Indicator Question

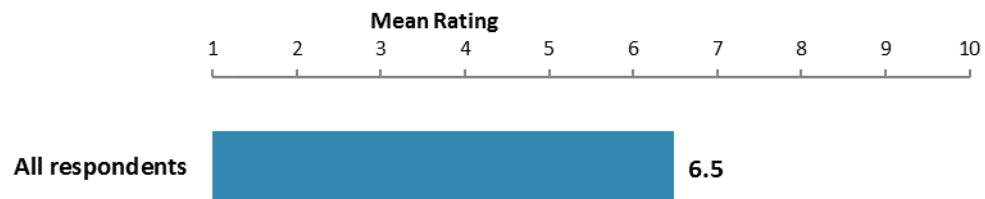
³ Please refer to Appendix E (page 99) for more details on weighting for year comparisons. The means in the chart were calculated based on un-weighted data.



V. Overall Attitudes toward the World Bank Group (continued)

Achieving Development Results (*Indicator Question*)

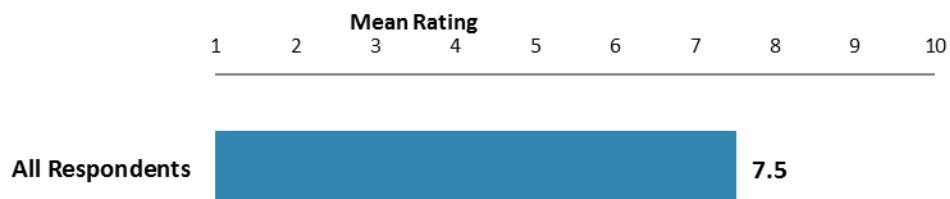
- **Year comparison:** Respondents in this year's Country Survey gave statistically similar ratings for the extent to which the WBG achieves development results (weighted mean = 6.6) compared to respondents from the FY '13 Country Survey (weighted mean = 6.0)⁴.
- **Locations:** Respondents from Other Areas gave significantly higher ratings for the WBG's overall effectiveness in Brazil (mean rating = 7.7) compared to respondents from Southeast and Center-West Brazil (mean ratings = 6.2 and 6.2, respectively).



"To what extent does the World Bank Group's work help to achieve development results in Brazil?" (1 - "To no degree at all", 10 - "To a very significant degree")

WBG Staff Preparedness

- **Year comparison:** Respondents in this year's Country Survey gave statistically similar ratings for the WBG's staff being well prepared (weighted mean = 7.6) compared to respondents from the FY '13 Country Survey (weighted mean = 7.2)⁴.
- **Collaboration:** Respondents who are collaborating with the WBG gave significantly higher ratings for the WBG's staff preparedness (mean rating = 7.9) compared to respondents who are not collaborating (mean rating = 7.2).



"To what extent do you believe the World Bank Group's staff is well prepared to help Brazil solve its most complicated development challenges?" (1-"To no degree at all", 10-"To a very significant degree")

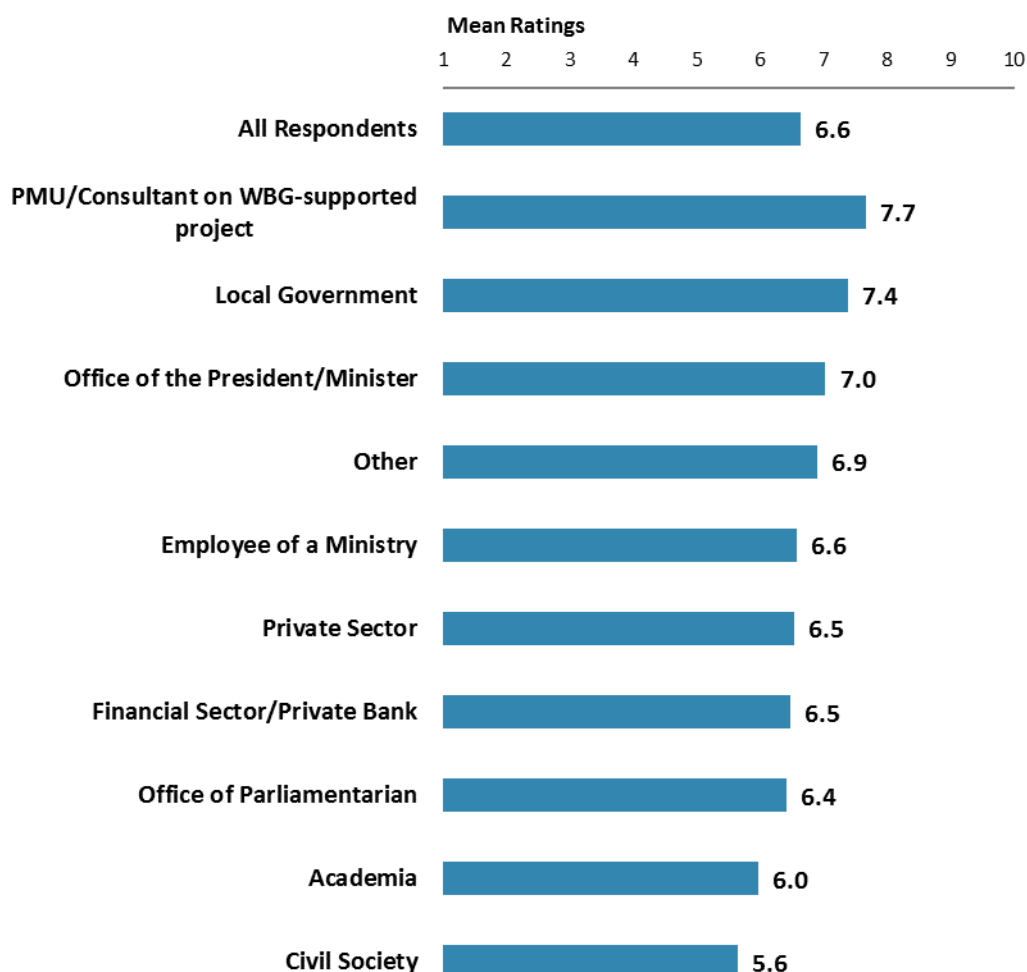
⁴ Please refer to Appendix E (page 99) for more details on weighting for year comparisons. The means in the charts were calculated based on un-weighted data.



V. Overall Attitudes toward the World Bank Group (continued)

Overall Ratings for Indicator Questions by Stakeholder Groups

- **Stakeholders:** Respondents from PMUs/Consultants on WBG-supported projects and local government had the highest mean ratings for the aggregated responses to the twenty-five COS indicator questions whereas respondents from academia and civil society had significantly lower mean ratings. Responses for individual indicator questions by stakeholder groups can be found in Appendix B (see page 68).
- **Collaboration:** Respondents who collaborate with the WBG had a significantly higher mean rating for the aggregated responses to the twenty-five COS indicator questions (mean rating = 7.1) compared to respondents who do not collaborate with the WBG (mean rating = 6.3). Responses for individual indicator questions by exposure to the WBG can be found in Appendix F (see page 105).



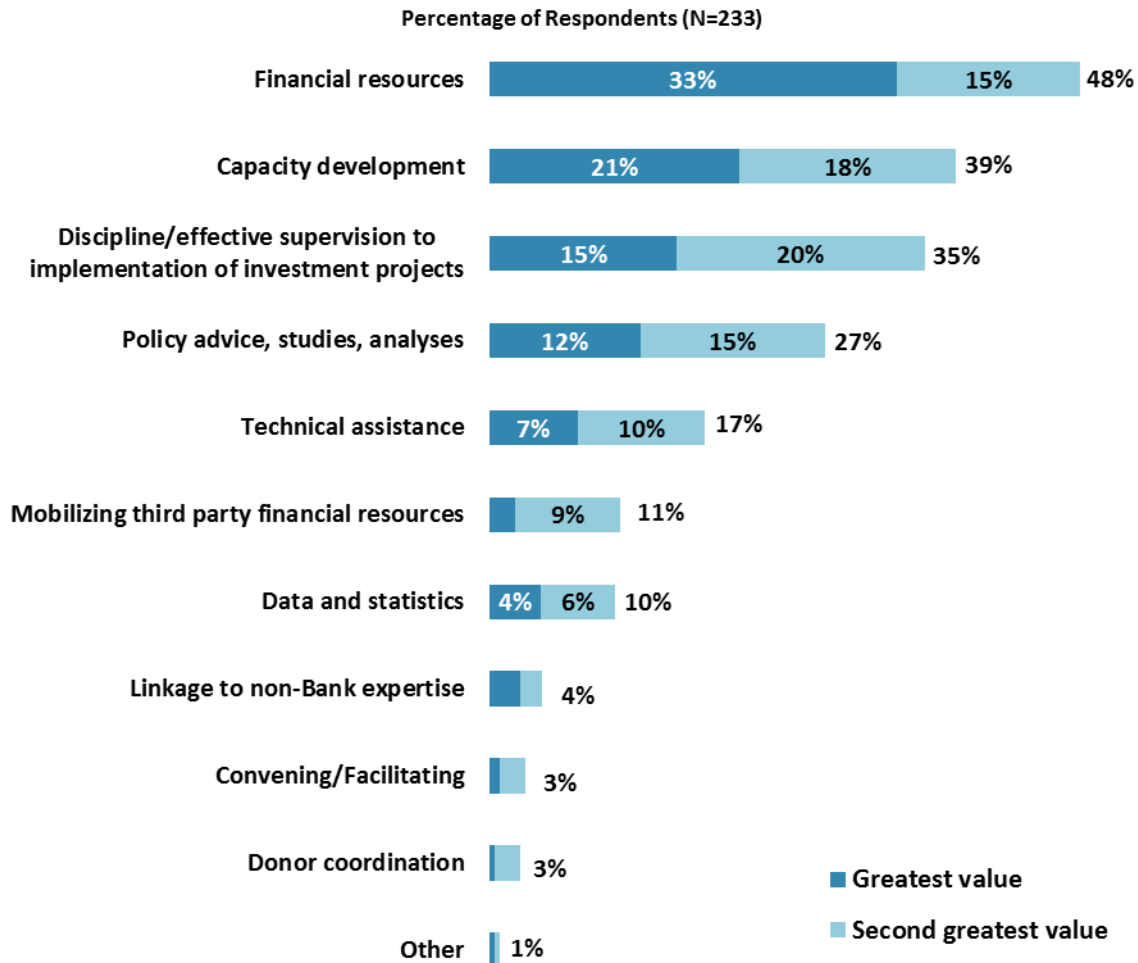
Mean Ratings for All Indicator Questions by Stakeholder Groups on a Scale from 1 to 10



V. Overall Attitudes toward the World Bank Group (continued)

Greatest Value

- **Year comparison:** Respondents in the FY '13 Country Survey indicated that the WBG's greatest value to Brazil was its financial resources for policy based lending/budget support to the government (percentage of respondents = 48%) and its financial resources for investment lending (31%).



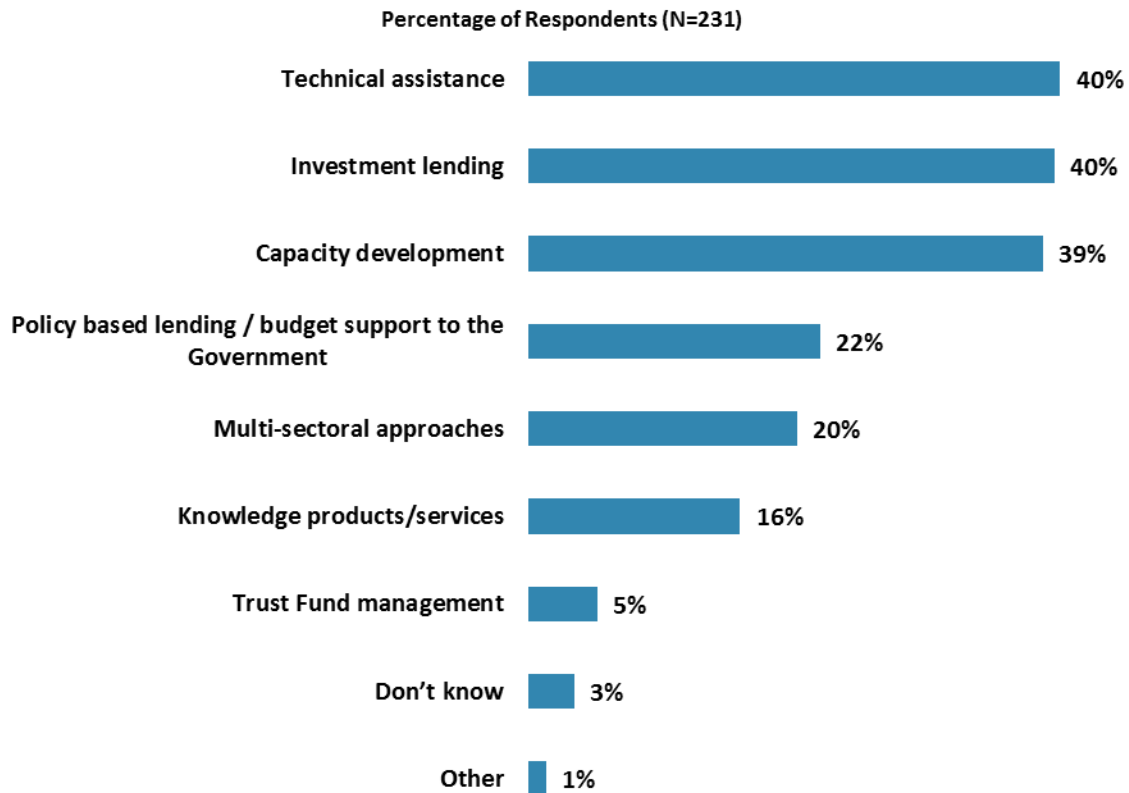
"When thinking about the World Bank Group's role, which activity do you believe is of greatest VALUE and which activity is of second greatest value in Brazil?" (Respondents chose from a list.)



V. Overall Attitudes toward the World Bank Group (continued)

Effectiveness of WBG's Instruments in Reducing Poverty

- **Year comparison:** Respondents in the FY '13 Country Survey indicated that the World Bank's most effective instruments at reducing poverty in Brazil was its technical assistance (percentage of respondents = 49%) and investment lending (47%).



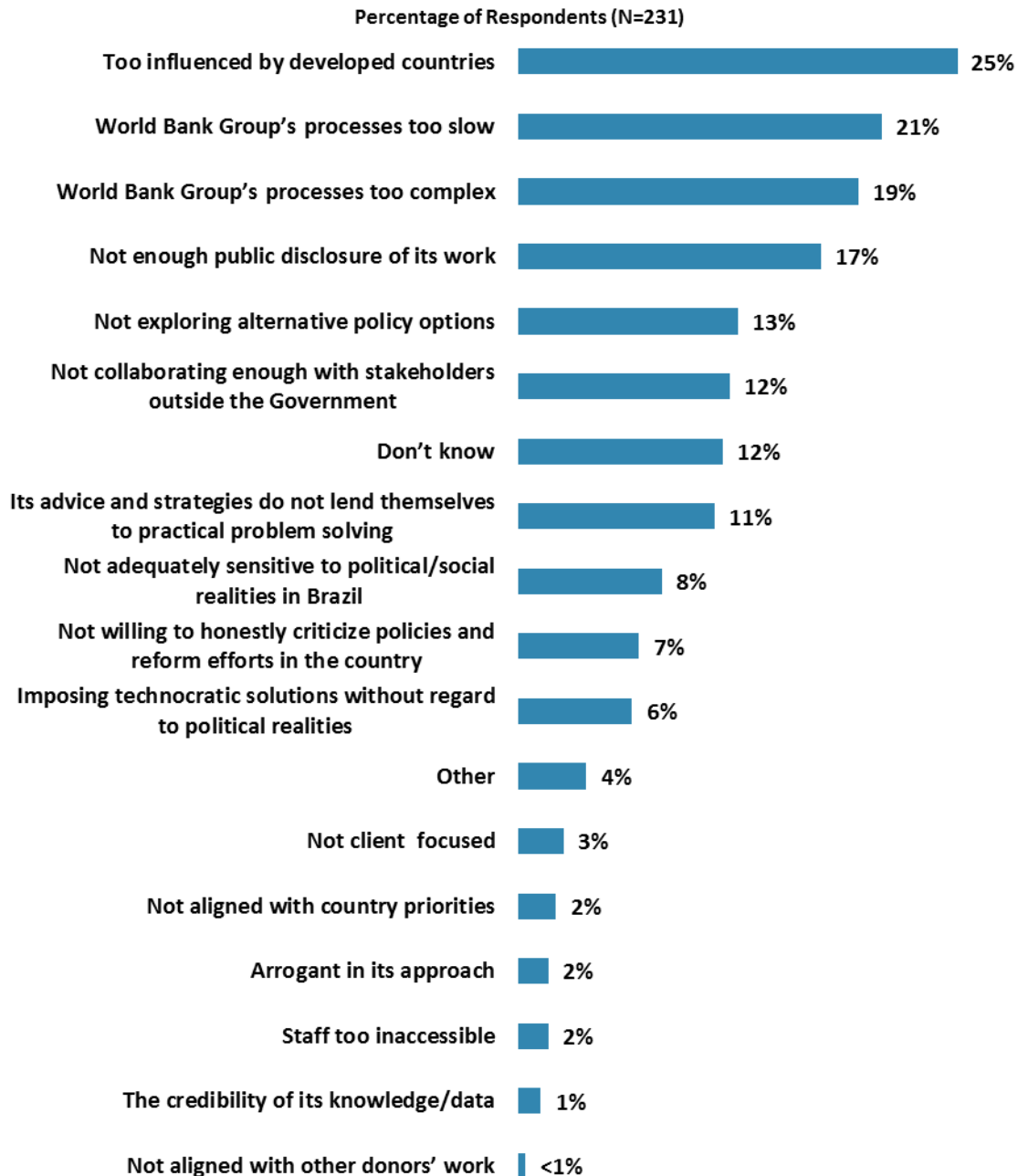
"Which World Bank Group's instruments do you believe are the MOST effective in reducing poverty in Brazil? (Choose not more than TWO)"
(Respondents chose from a list. Responses combined.)



V. Overall Attitudes toward the World Bank Group (continued)

Greatest Weakness

- **Year comparison:** Respondents in the FY '13 Country Survey indicated that the WBG's greatest weaknesses in its work in Brazil were not enough public disclosure of its work (percentage of respondents = 36%) and being too influenced by developed countries (23%).

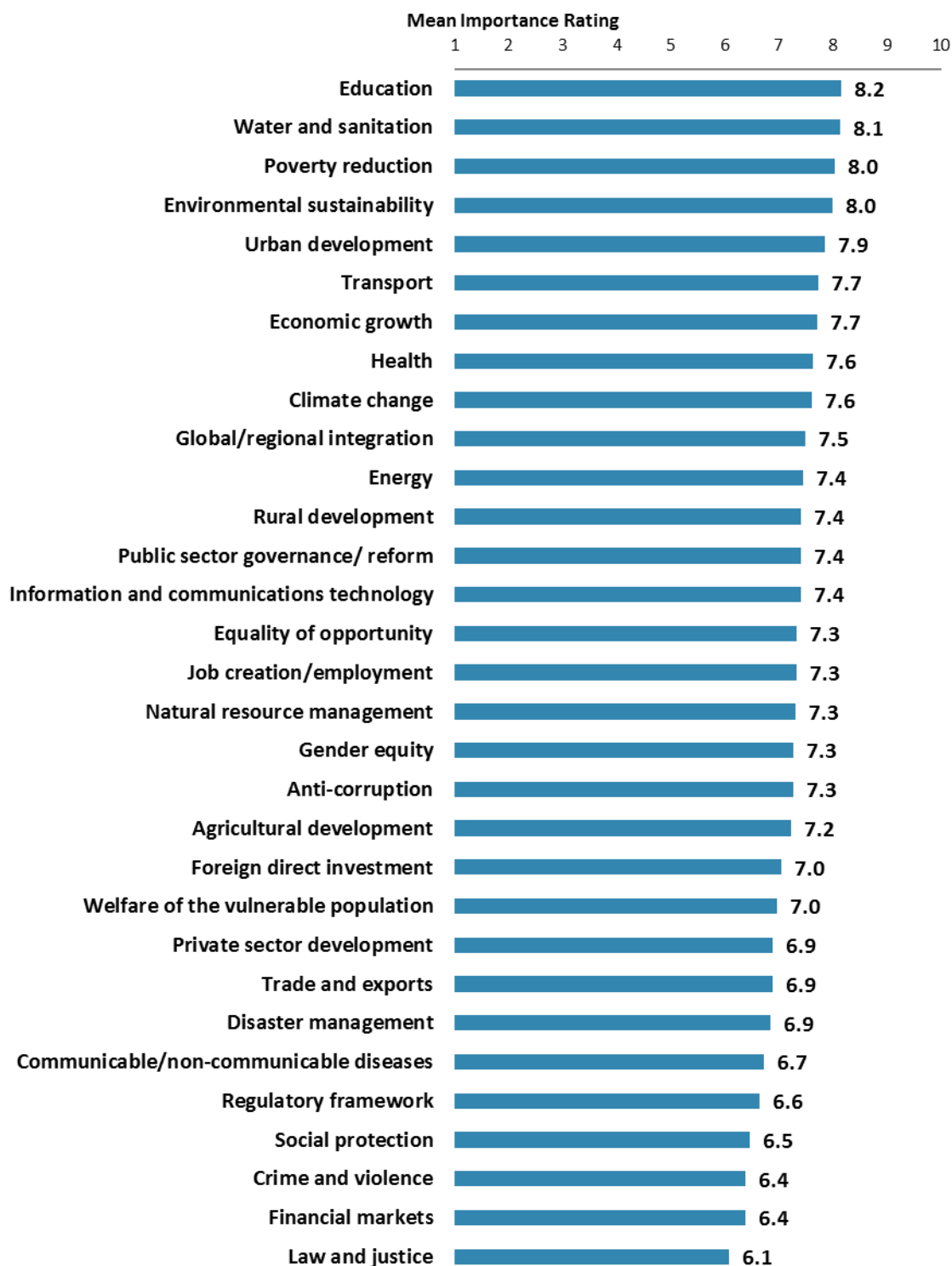


"Which of the following do you identify as the World Bank Group's greatest WEAKNESSES in its work in Brazil? (Choose no more than TWO)" (Respondents chose from a list. Responses combined.)



VI. Sectoral Importance and Effectiveness

Importance of WBG's Support in Sectoral Areas



"In your opinion, how IMPORTANT is it for the World Bank Group to be involved in the following areas of development in Brazil?" (1-"Not important at all", 10-"Very important")



VI. Sectoral Importance and Effectiveness (continued)

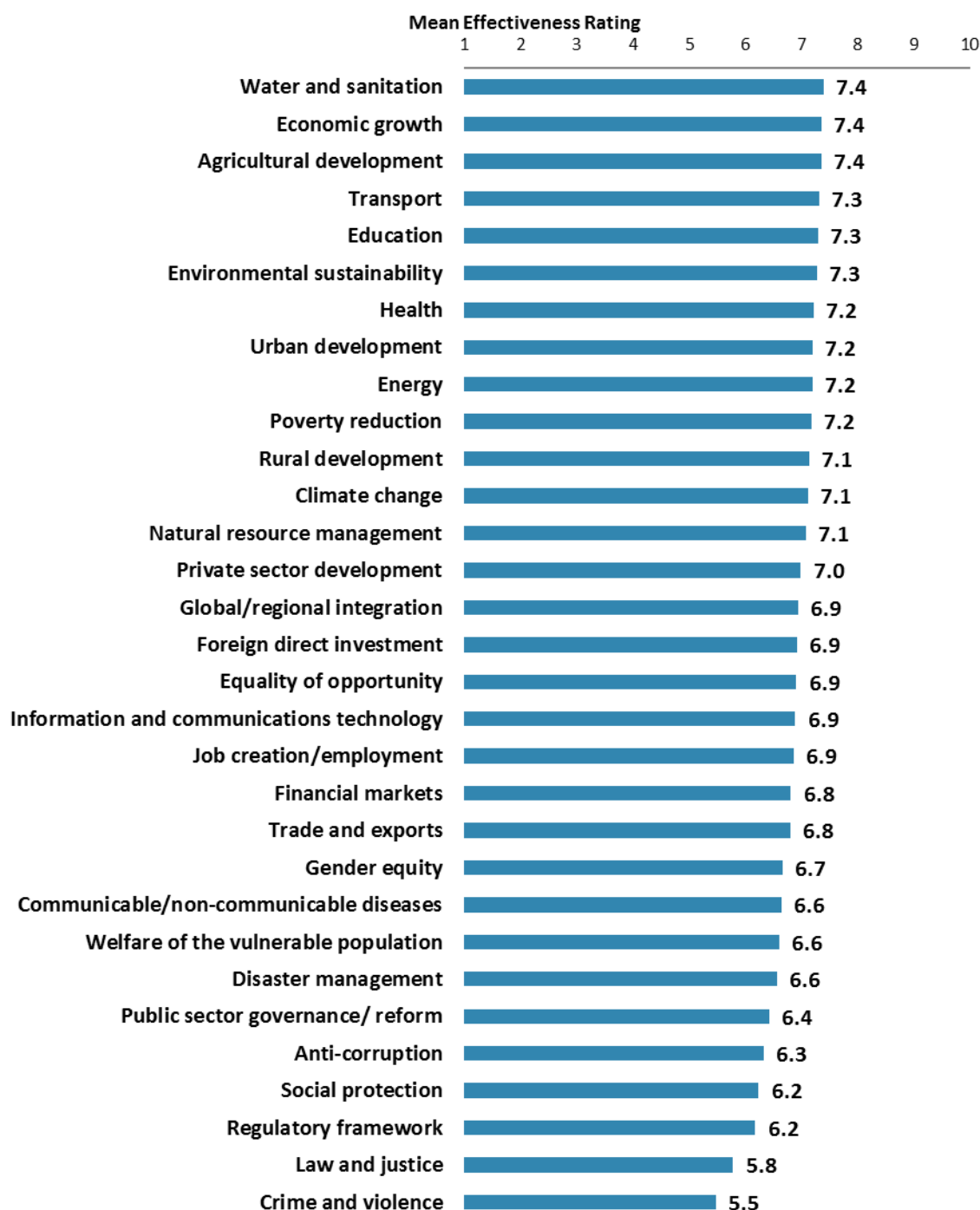
Importance of WBG's Support in Sectoral Areas (continued)

- **Stakeholders:** There were significant stakeholder group differences across seven of these thirty-one development areas (refer to Appendix B, page 68, for a complete breakdown). For the most part, respondents from the office of the President/Minister, the office of a Parliamentarian, and PMUs/Consultants on WBG-supported projects tended to give the highest ratings of importance for these areas whereas respondents from civil society and local government tended to give significantly lower ratings. Those development areas which have significant stakeholder group differences were:
 - “Environmental sustainability”;
 - “Trade and exports”;
 - “Private sector development”;
 - “Foreign direct investment”;
 - “Regulatory framework”;
 - “Disaster management”; and
 - “Health”.
- **Collaboration:** Respondents who collaborate with the WBG gave significantly higher ratings for the importance of the WBG's involvement in “Natural resource management” (mean rating = 7.8) compared to respondents who do not collaborate with the WBG (mean rating = 7.0).



VI. Sectoral Importance and Effectiveness (continued)

Effectiveness of WBG's Support in Sectoral Areas⁵



"How EFFECTIVE do you believe the World Bank Group is in terms of the work it does in the following areas of development in Brazil?" (1-"Not effective at all", 10-"Very effective")

⁵ Note, primarily informed stakeholders responded to these questions. Respondents were given the option of "don't know" if they did not have exposure to the WBG's work in certain development areas. See Appendix A (page 52) for details.



VI. Sectoral Importance and Effectiveness (continued)

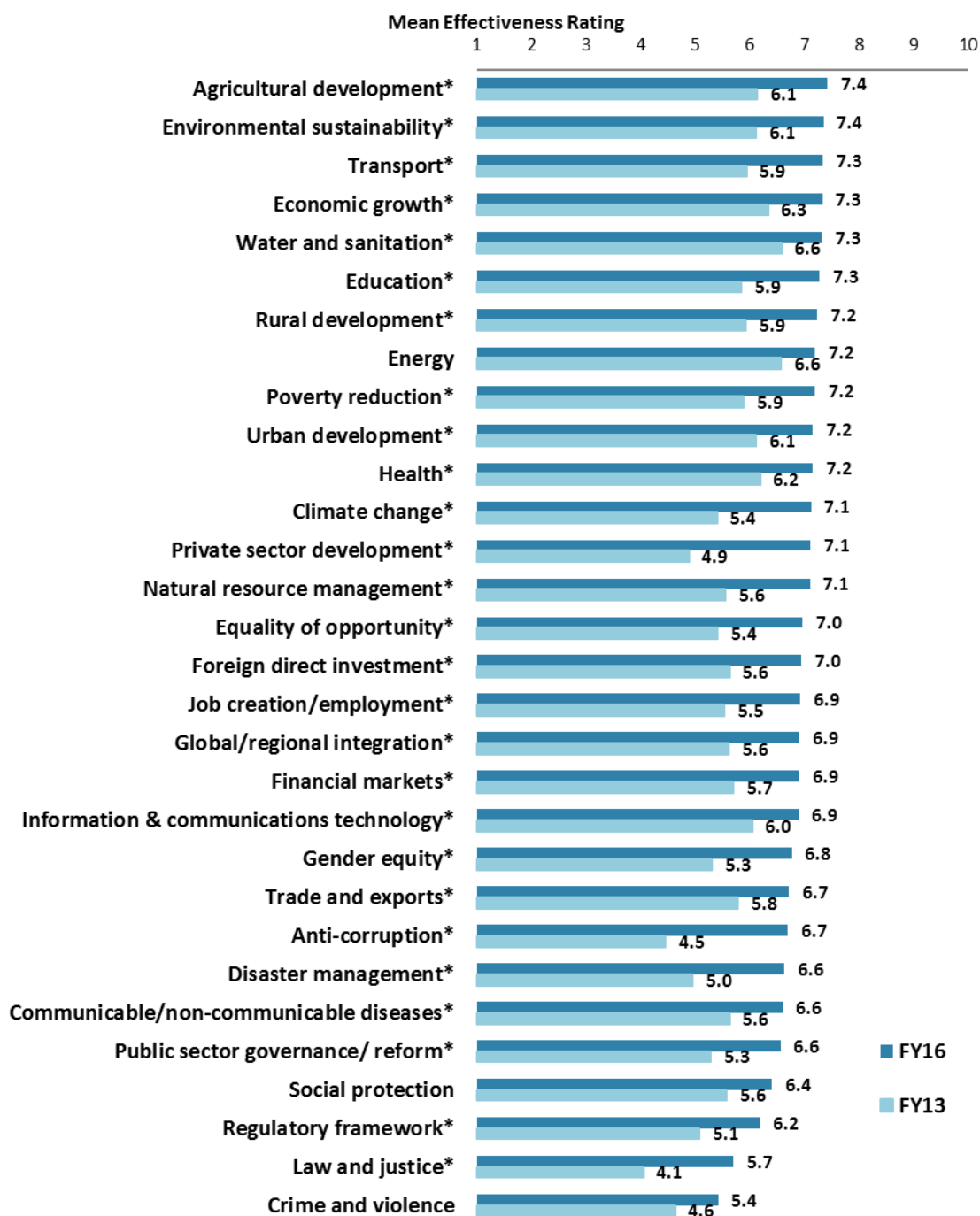
Effectiveness of WBG's Support in Sectoral Areas (continued)

- **Stakeholders:** There were significant stakeholder group differences across five of these thirty-one development areas (refer to Appendix B, page 68, for a complete breakdown). For the most part, respondents from PMUs/Consultants on WBG-supported projects and other organizations tended to give the highest ratings for the WBG's effectiveness in these areas whereas respondents from academia, civil society, and local government tended to give significantly lower ratings of effectiveness. Those development areas which had significant stakeholder group differences were:
 - “Information and communications technology”;
 - “Regulatory framework”;
 - “Anti-corruption”;
 - “Health”; and
 - “Financial markets”.
- **Collaboration:** Respondents who collaborate with the WBG gave significantly higher ratings for the importance of the WBG's involvement in “Anti-corruption” and “Welfare of the vulnerable population” (mean ratings = 7.0 and 7.2, respectively) compared to respondents who do not collaborate with the WBG (mean ratings = 5.6 and 6.1, respectively).



VI. Sectoral Importance and Effectiveness (continued)

Effectiveness of WBG's Support in Sectoral Areas: Year Comparison⁶



"How EFFECTIVE do you believe the World Bank Group is in terms of the work it does in the following areas of development in Brazil?" (1-"Not effective at all", 10-"Very effective")


(*Significantly different between FY16 and FY13)

⁶All means presented in this chart are calculated based on weighted data. See Appendix E (page 99) for details.



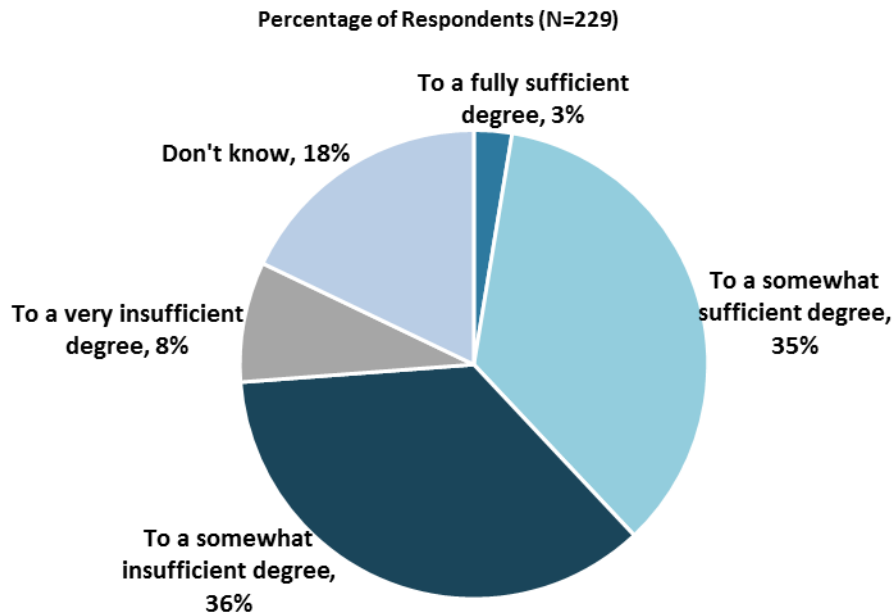
VI. Sectoral Importance and Effectiveness (continued)

The WBG Promoting Private Public Partnerships



"To what extent do you believe that the World Bank Group's work helps to find solutions that promote private public partnerships in Brazil?"
(1-"To no degree at all", 10-"To a very significant degree")

Helping the Poorest



"To what extent do you believe that the World Bank Group's work and support help the poorest in Brazil? (Select only ONE response)" (Respondents chose from a list.)



VI. Sectoral Importance and Effectiveness (continued)

Drivers of Effectiveness

To determine the key drivers of respondents' ratings of the World Bank Group's overall effectiveness and ratings of its ability to help achieve development results in Brazil, bivariate correlational analyses were conducted using respondents' ratings of the thirty-one specific areas of effectiveness.

Correlational analyses, however, are not able to tell us exactly what is causing respondents' ratings of the World Bank Group's overall effectiveness or ratings of its ability to help achieve development results. Rather, these analyses tell us that as ratings of effectiveness in one area increase, respondents' ratings of the WBG's overall effectiveness increase, or as ratings of effectiveness in one area increase, ratings of the WBG's ability to help achieve development results increase. Thus, it can be inferred that respondents' perceptions of effectiveness in one specific area are related to, or drive, respondents' perceptions of the WBG's overall effectiveness or perceptions of the WBG's ability to help achieve development results.

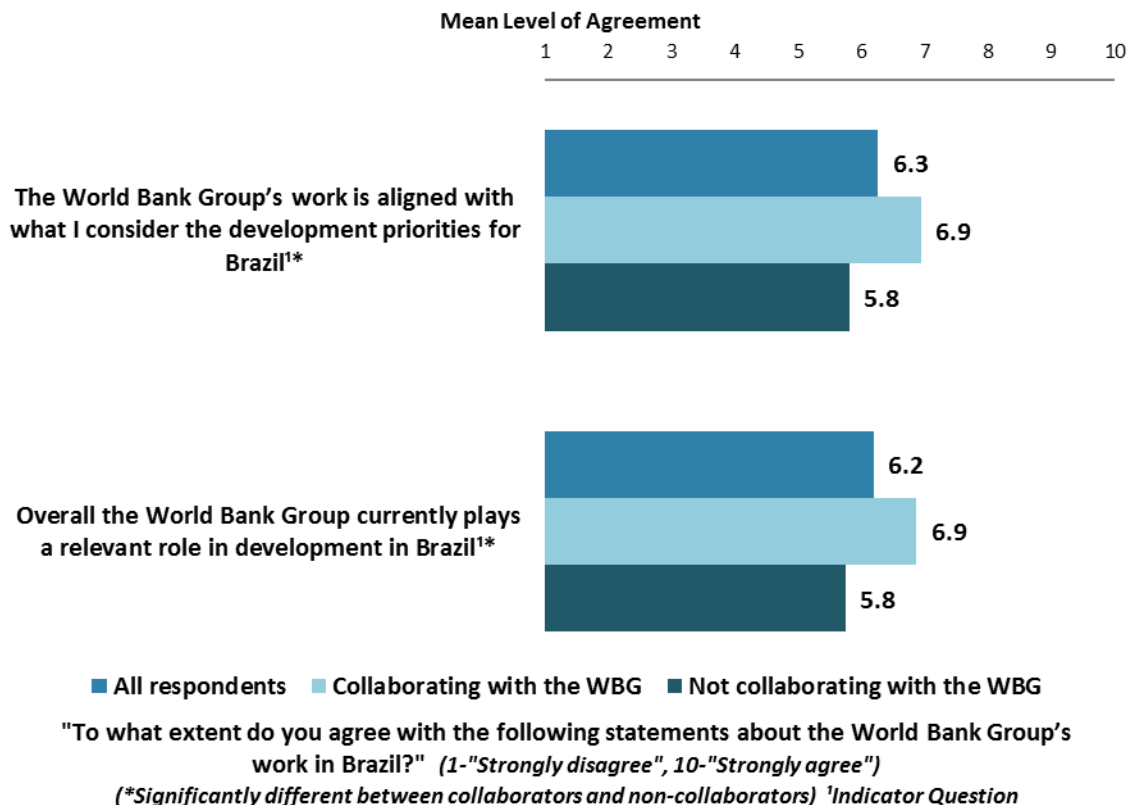
- Overall Effectiveness: Those specific areas with the highest Pearson Product-Moment correlations were determined to be the most closely related to perceptions of the WBG's overall effectiveness, suggesting that ratings of effectiveness in those specific areas are drivers of perceptions of the WBG's overall effectiveness in Brazil. The areas determined to be key drivers from these analyses were:
 - The WBG's effectiveness at education;
 - The WBG's effectiveness at environmental sustainability;
 - The WBG's effectiveness at social protection; and
 - The WBG's effectiveness at public sector governance/reform.
- Achieving Development Results: Those specific areas with the highest Pearson Product-Moment correlations were determined to be the most closely related to perceptions of the WBG's ability to help achieve development results in Brazil, suggesting that ratings of effectiveness in those specific areas are drivers of perceptions of the WBG's ability to help achieve development results. The areas determined to be key drivers from these analyses were:
 - The WBG's effectiveness at disaster management;
 - The WBG's effectiveness at information and communications technology;
 - The WBG's effectiveness at public sector governance/reform;
 - The WBG's effectiveness at natural resource management;
 - The WBG's effectiveness at education;
 - The WBG's effectiveness at water and sanitation; and
 - The WBG's effectiveness at poverty reduction.



VII. How the World Bank Group Operates

The World Bank Group's Work in Brazil

- **Year comparison:** Respondents in this year's Country Survey had significantly higher levels of agreement that "Overall the World Bank Group currently plays a relevant role in development in Brazil" (mean rating = 6.4) and that "The WBG's work is aligned with what I consider the development priorities for Brazil" (mean rating = 6.4) compared to respondents from the FY '13 Country Survey (mean ratings = 5.8 and 5.7, respectively)⁷.
- **Stakeholders:** Respondents from PMUs/Consultants on WBG-supported projects and local government had the highest levels of agreement for the WBG's relevance and alignment in Brazil whereas respondents from civil society and academia had significantly lower levels of agreement (see Appendix B, page 68, for a complete breakdown).
- **Locations:** Respondents from Other Areas had significantly higher levels of agreement for the WBG's relevance and alignment in Brazil (mean ratings = 7.2 and 7.8, respectively) compared to respondents from Southeast (mean ratings = 5.8 and 5.9, respectively) and Center-West Brazil (mean ratings = 6.0 and 5.8, respectively).



⁷ Please refer to Appendix E (page 99) for more details on weighting for year comparisons. The means in the chart were calculated based on un-weighted data.



VII. How the World Bank Group Operates (continued)

Overall Perceptions

- **Stakeholders:** Respondents from PMUs/Consultants on WBG-supported projects and local government had the highest levels of agreement that “The World Bank Group disburses funds promptly” whereas respondents from the office of a Parliamentarian, the financial sector/private banks, and academia had significantly lower levels of agreement. Respondents from PMUs/Consultants on WBG-supported projects and local government had the highest levels of agreement that “The World Bank Group’s conditions on its lending are reasonable” whereas respondents from the office of a Parliamentarian and civil society had significantly lower levels of agreement (refer to Appendix B, page 68, for a complete breakdown).
- **Locations:** Respondents from Other Areas had significantly higher levels of agreement that “The World Bank Group takes decisions quickly in Brazil” and that “Where country systems are adequate, the World Bank Group makes appropriate use of them” (mean ratings = 7.4 and 8.1, respectively) compared to respondents from Southeast (mean ratings = 6.4 and 7.6, respectively) and Center-West Brazil (mean ratings = 6.2 and 6.7, respectively).

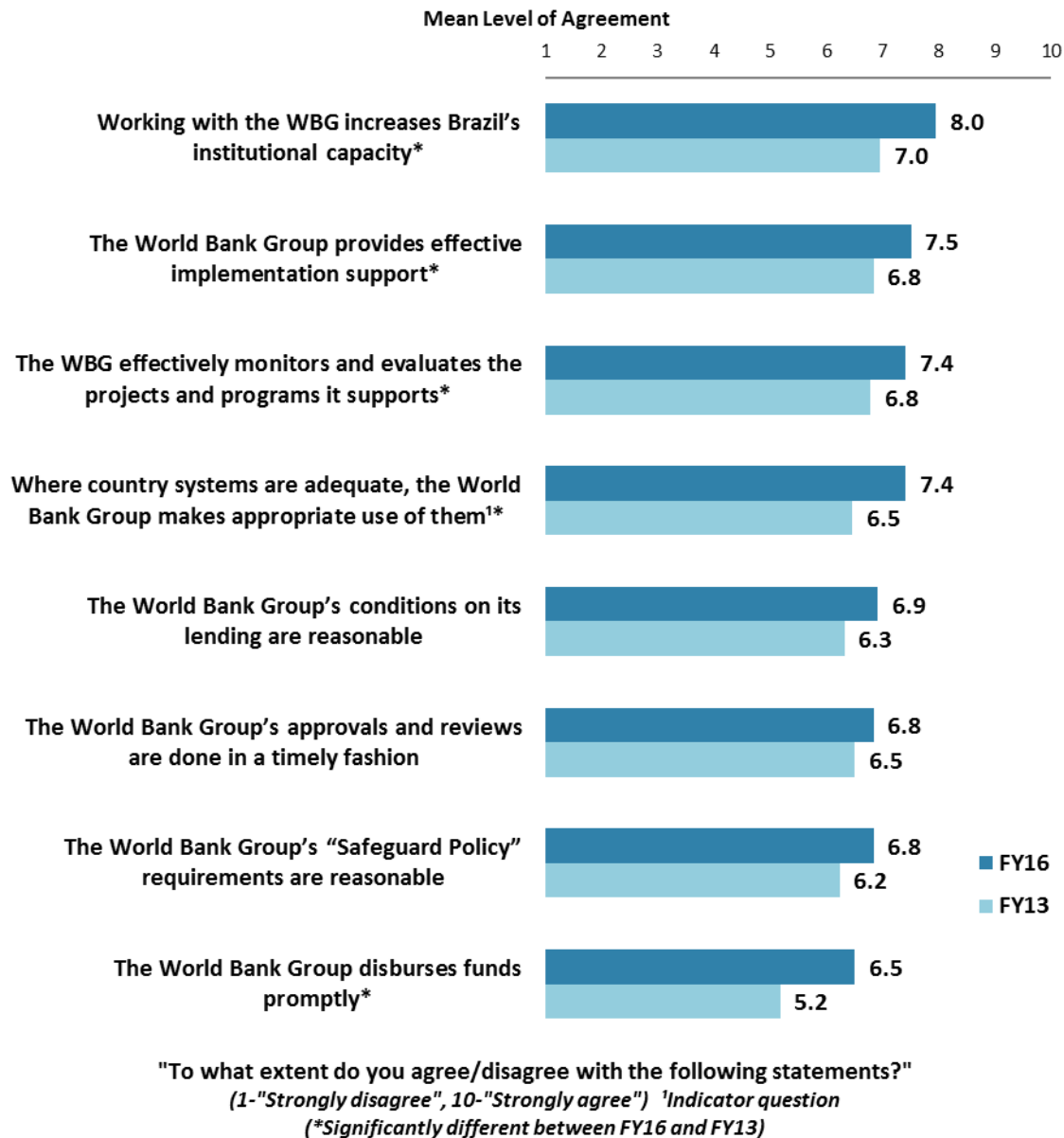


"To what extent do you agree/disagree with the following statements?"
(1-"Strongly disagree", 10-"Strongly agree") ¹Indicator Question



VII. How the World Bank Group Operates (continued)

Overall Perceptions: Year Comparison⁸



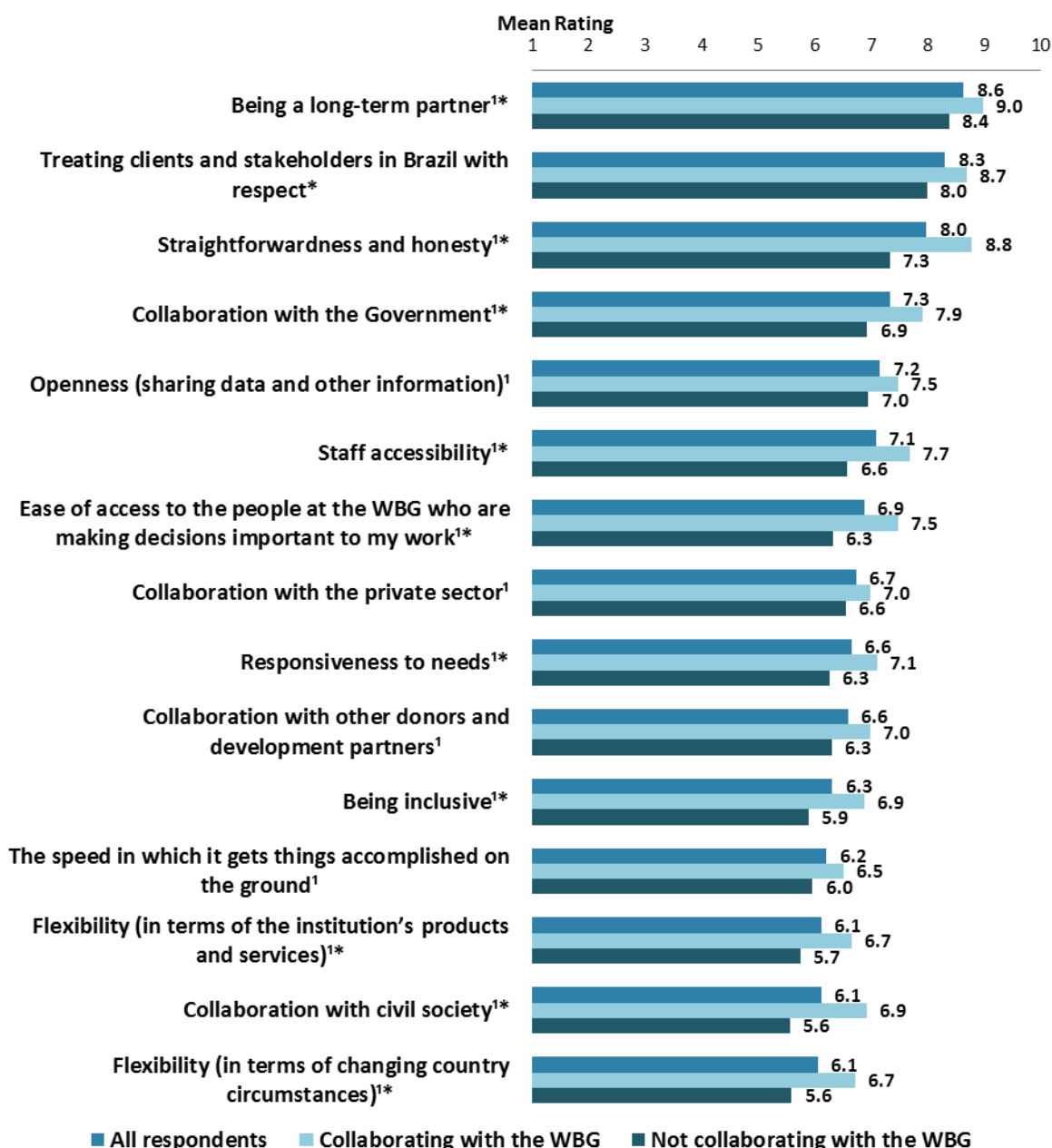
⁸ All means presented in this chart are calculated based on weighted data. See Appendix E (page 99) for details.



VII. How the World Bank Group Operates (continued)

The WBG as an Effective Development Partner

- **Stakeholders:** There were significant stakeholder group differences across nearly all of these aspects of how the WBG operates in Brazil (refer to Appendix B, page 68, for a complete breakdown). For the most part, respondents from PMUs/Consultants on WBG-supported projects tended to give the highest ratings whereas respondents from civil society tended to have significantly lower ratings.
- **Locations:** Respondents from Other Areas had significantly higher ratings for many of these aspects of how the WBG operates in Brazil compared to respondents from Southeast and Center-West Brazil (refer to Appendix C, page 89, for a complete breakdown)



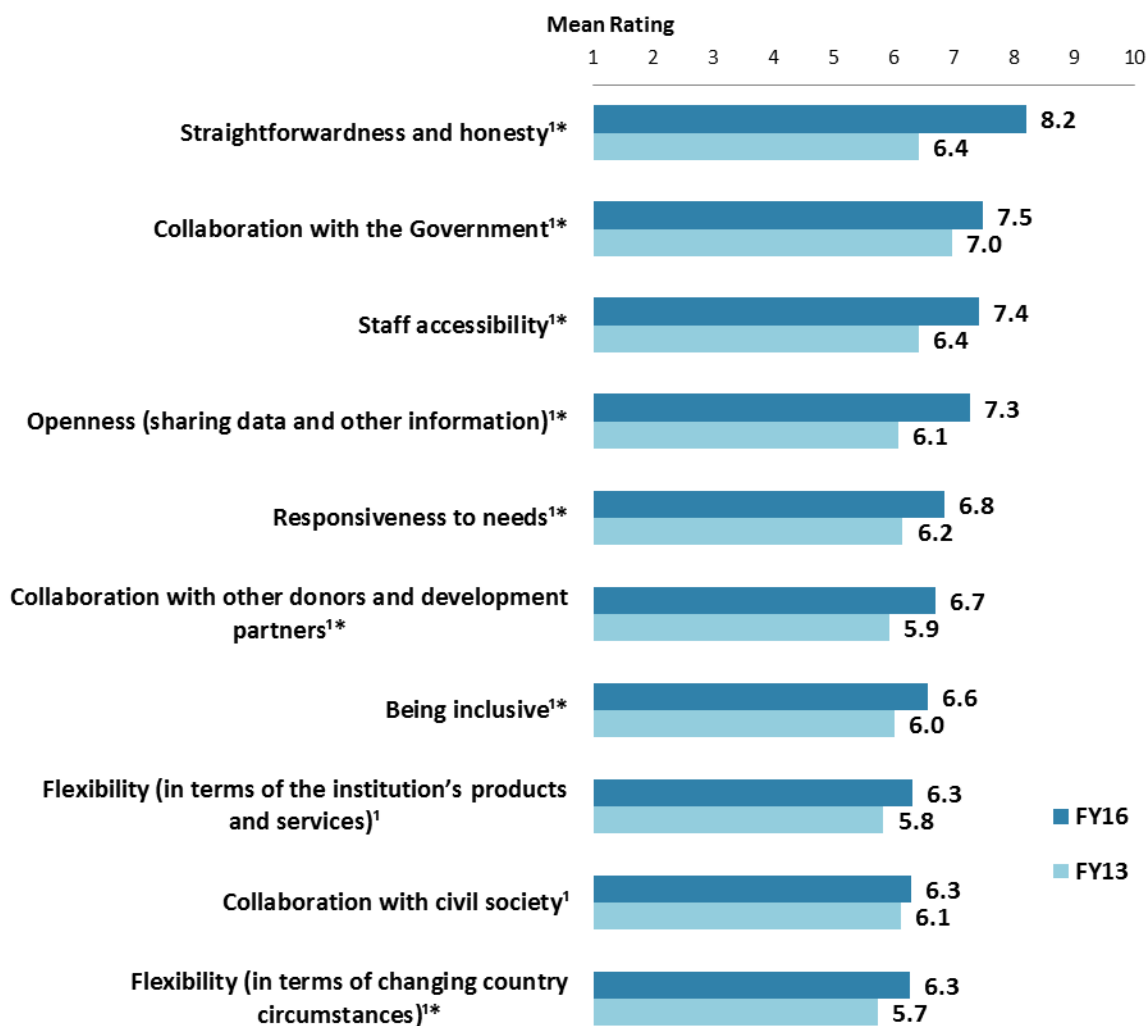
"To what extent is the World Bank Group an effective development partner in Brazil in terms of each of the following?" (1-"To no degree at all", 10-"To a very significant degree")

(*Significantly different between collaborators and non-collaborators) ¹Indicator Question



VII. How the World Bank Group Operates (continued)

The WBG as an Effective Development Partner: Year Comparison⁹



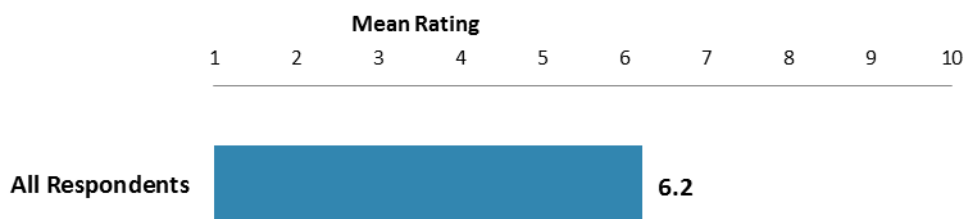
"To what extent is the World Bank Group an effective development partner in Brazil in terms of each of the following?" (1-"To no degree at all", 10-"To a very significant degree")
 (*Significantly different between FY16 and FY13) ¹Indicator Question

⁹All means presented in this chart are calculated based on weighted data. See Appendix E (page 99) for details.



VII. How the World Bank Group Operates (continued)

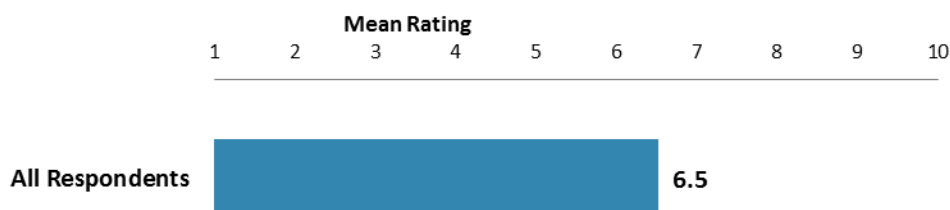
Internal Measuring and Monitoring



"To what extent do you believe the World Bank Group measures and corrects its work in real time in Brazil?" (1-"To no degree at all", 10-"To a very significant degree")

Reimbursable Advisory Services (RAS)

- **Year comparison:** Respondents in this year's Country Survey had statistically similar levels of agreement that Brazil received value for money from the WBG's RAS (weighted mean = 6.6) compared to respondents from the FY '13 Country Survey (weighted mean = 6.2)¹⁰.
- **Stakeholders:** Respondents from the office of a Parliamentarian, PMU/Consultant on WBG-supported project, local government, and other organizations gave the highest ratings that Brazil received value for money from the WBG's RAS whereas respondents from civil society, academia, and employees of ministries gave significantly lower ratings.



"To what extent do you believe that Brazil received value for money from the World Bank Group's Reimbursable Advisory Services (RAS)?" (1-"To no degree at all", 10-"To a very significant degree")

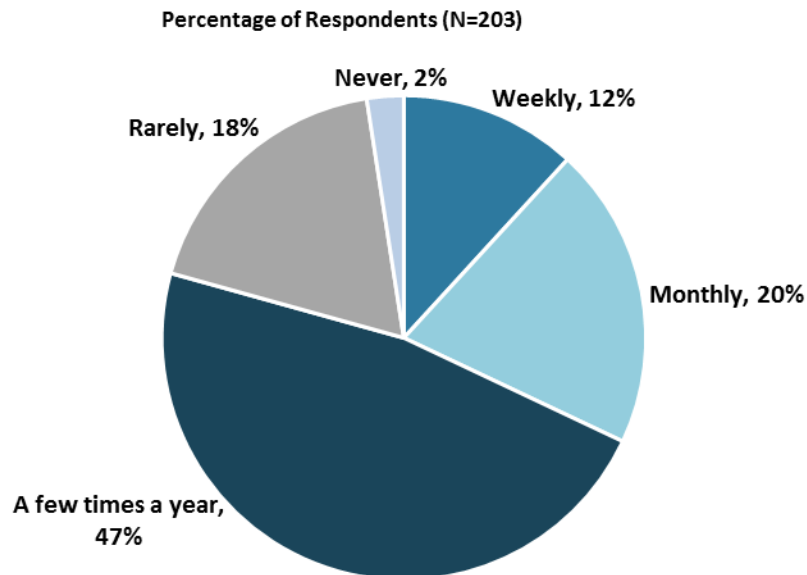
¹⁰ Please refer to Appendix E (page 99) for more details on weighting for year comparisons. The means in the chart was calculated based on un-weighted data.



VIII. World Bank Group's Knowledge and Instruments

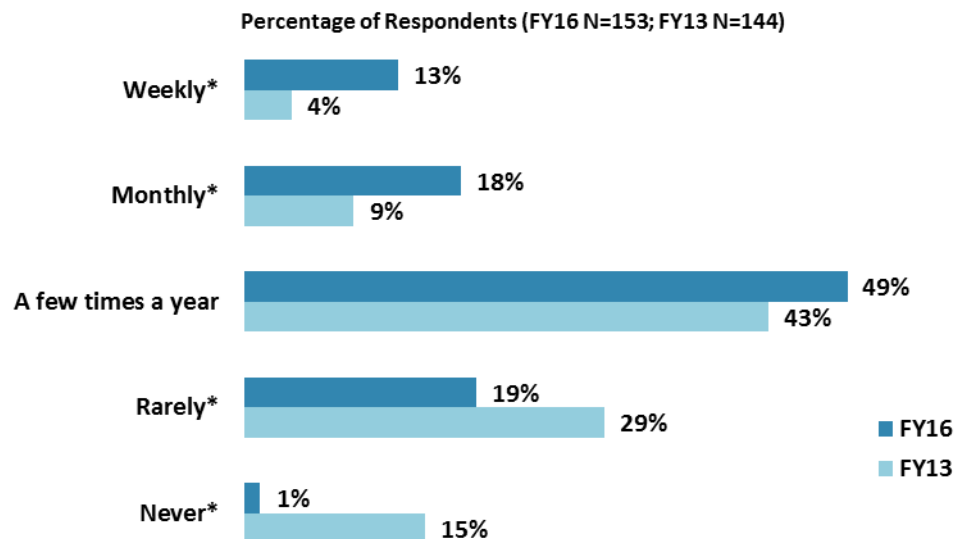
Frequency of Consulting WBG Knowledge Work and Activities

- **Stakeholders:** Respondents from PMUs/Consultants on WBG-supported projects indicated the most frequent usage of the WBG's knowledge work and activities (percentage of respondents = 57% weekly/monthly) whereas respondents from office of a Parliamentarian indicated significantly less frequent usage (40% rarely).



"How frequently do you consult World Bank Group knowledge work and activities in the work you do?" (Respondents chose from a list.)

Frequency of Consulting WBG Knowledge Work and Activities: Year Comparison¹¹



"How frequently do you consult World Bank Group knowledge work and activities in the work you do?" (Respondents chose from a list.) *Significantly different between FY16 and FY13

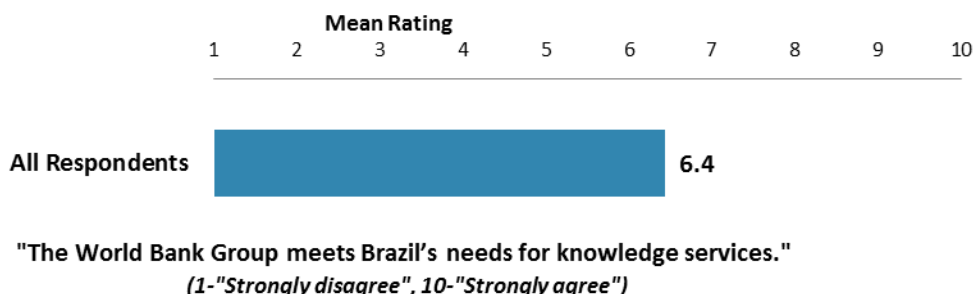
¹¹All percentages presented in this chart are calculated based on weighted data. See Appendix E (page 99) for details.



VIII. World Bank Group's Knowledge and Instruments (continued)

Meeting Brazil's Knowledge Needs (*Indicator Question*)

- **Year comparison:** Respondents in this year's Country Survey had statistically similar levels of agreement that the WBG meets Brazil's needs for knowledge services (weighted mean = 6.5) compared to respondents from the FY '13 Country Survey (weighted mean = 6.1)¹².
- **Stakeholders:** Respondents from PMU/Consultant on WBG-supported project, local government, and other organizations had the highest levels of agreement that the WBG meets Brazil's needs for knowledge services whereas respondents from academia gave significantly lower ratings.
- **Locations:** Respondents from Other Areas had significantly higher levels of agreement that the WBG meets Brazil's needs for knowledge services (mean rating = 7.6) compared to respondents from Southeast and Center-West Brazil (mean ratings = 6.0 and 6.3, respectively).
- **Collaboration:** Respondents who collaborate with the WBG had significantly higher levels of agreement that the WBG meets Brazil's needs for knowledge services (mean rating = 6.9) compared to respondents who do not collaborate with the WBG (mean rating = 6.1).




¹² Please refer to Appendix E (page 99) for more details on weighting for year comparisons. The mean in the chart was calculated based on un-weighted data.



VIII. World Bank Group's Knowledge and Instruments (continued)

Contribution of the WBG's Knowledge Work and Activities (*Indicator Question*)

- **Year comparison:** Respondents in this year's Country Survey had statistically similar ratings for the significance of the contribution of the WBG's knowledge work and activities (weighted mean = 7.0) compared to respondents from the FY '13 Country Survey (weighted mean = 6.6)¹³.
- **Locations:** Respondents from Other Areas gave significantly higher ratings for the significance of the contribution of the WBG's knowledge work and activities (mean rating = 8.1) compared to respondents from Southeast and Center-West Brazil (mean ratings = 6.6 and 6.8, respectively).



"Overall, how significant a contribution do you believe the World Bank Group's knowledge work and activities make to development results in your country?"
(1-"Not significant at all", 10-"Very significant")

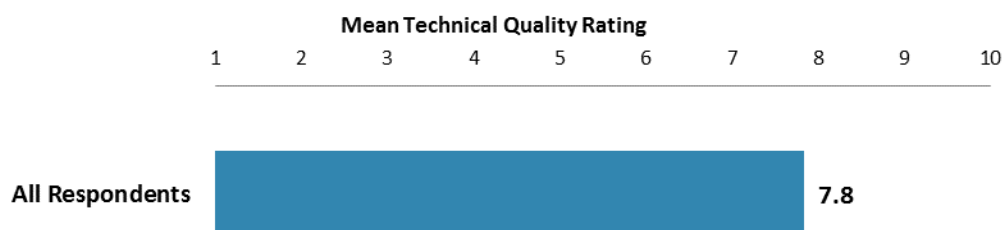
¹³ Please refer to Appendix E (page 99) for more details on weighting for year comparisons. The mean in the chart was calculated based on un-weighted data.



VIII. World Bank Group's Knowledge and Instruments (continued)

Technical Quality of the WBG's Knowledge Work and Activities (*Indicator Question*)

- **Year comparison:** Respondents in this year's Country Survey had statistically similar ratings for the technical quality of the WBG's knowledge work and activities (weighted mean = 7.8) compared to respondents from the FY '13 Country Survey (weighted mean = 7.6)¹⁴
- **Locations:** Respondents from Other Areas gave significantly higher ratings for the technical quality of the WBG's knowledge work and activities (mean rating = 8.5) compared to respondents from Southeast and Center-West Brazil (mean ratings = 7.6 and 7.8, respectively).



"Overall, how would you rate the technical quality of the World Bank Group's knowledge work and activities?" (1-"Very low technical quality", 10-"Very high technical quality")

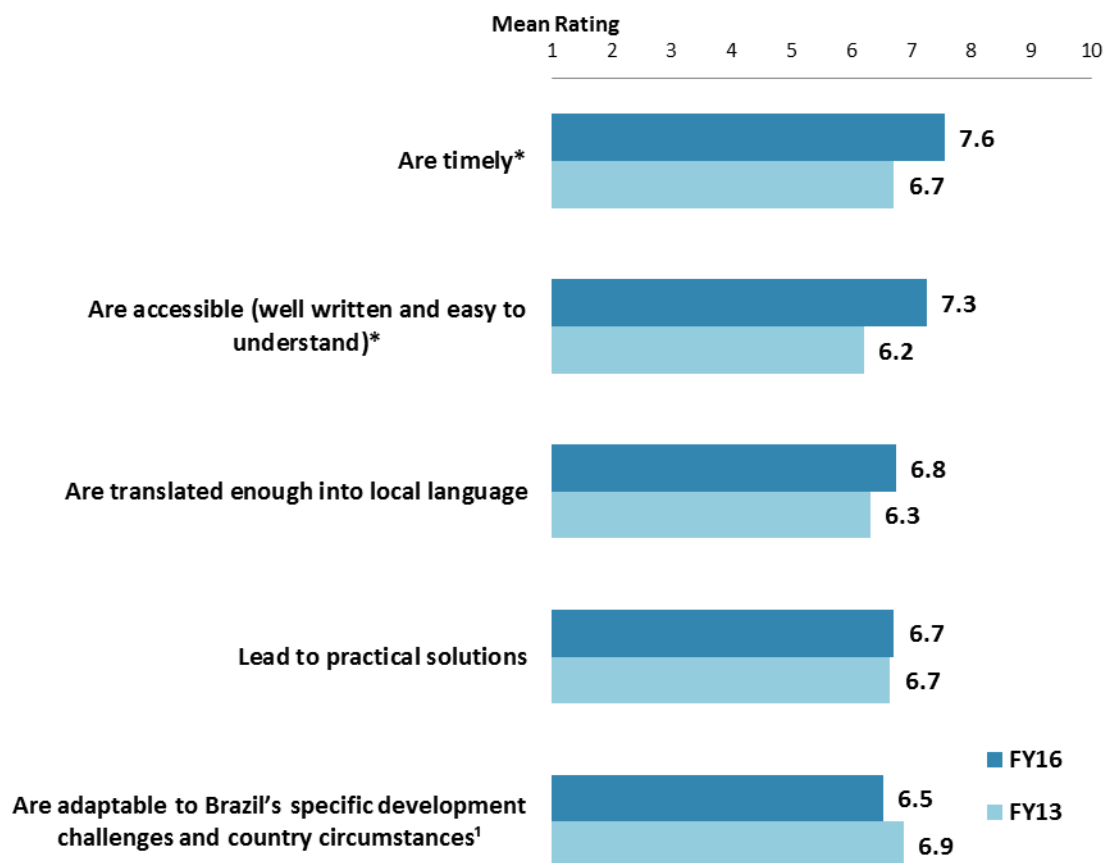
¹⁴ Please refer to Appendix E (page 99) for more details on weighting for year comparisons. The mean in the chart was calculated based on un-weighted data.



VIII. World Bank Group's Knowledge and Instruments (continued)

Qualities of the WBG's Knowledge Work and Activities¹⁵

- **Stakeholders:** Respondents from local government gave the highest ratings for the extent to which the WBG's knowledge work and activities "Are accessible" whereas respondents from civil society gave significantly lower ratings.
- **Locations:** Respondents from Other Areas gave significantly higher ratings for the extent to which the WBG's knowledge work and activities "Are adaptable to Brazil's specific development challenges and country circumstances" (mean rating = 7.5) compared to respondents from Southeast and Center-West Brazil (mean ratings = 6.0 and 6.4, respectively).



"In Brazil, to what extent do you believe that the World Bank Group's knowledge work and activities:" (1-"To no degree at all", 10-"To a very significant degree") 'Indicator Question
(*Significantly different between between FY16 and FY13)

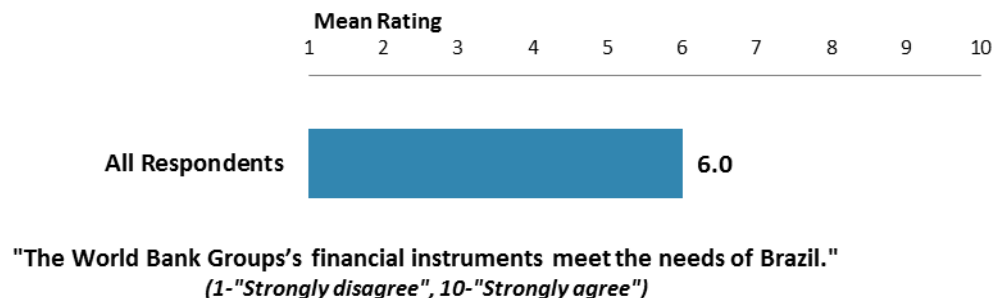
¹⁵All means presented in this chart are calculated based on weighted data. See Appendix E (page 99) for details.



VIII. World Bank Group's Knowledge and Instruments (continued)

Meeting Brazil's Needs for Financial Instruments (*Indicator Question*)

- **Year comparison:** Respondents in this year's Country Survey had statistically similar levels of agreement that the WBG's financial instruments meet Brazil's needs (weighted mean = 6.1) compared to respondents from the FY '13 Country Survey (weighted mean = 5.8)¹⁶.
- **Stakeholders:** Respondents from PMUs/Consultants on WBG-supported projects and other organizations had the highest levels of agreement that the WBG's financial instruments meet Brazil's needs whereas respondents from civil society had significantly lower levels of agreement.
- **Locations:** Respondents from Other Areas had significantly higher levels of agreement that the WBG's financial instruments meet Brazil's needs (mean rating = 6.9) compared to respondents from Southeast or Center-West Brazil (mean ratings = 5.7 and 5.8, respectively).
- **Collaboration:** Respondents who are collaborating with the WBG had significantly higher levels of agreement that the WBG's financial instruments meet Brazil's needs (mean rating = 6.5) compared to respondents who are not collaborating with the WBG (mean rating = 5.6).

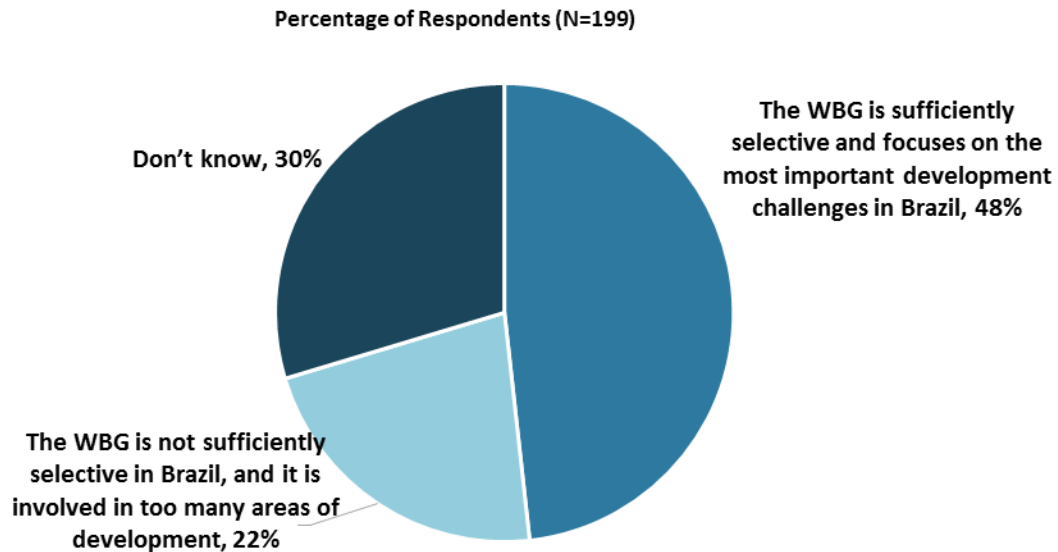


¹⁶ Please refer to Appendix E (page 99) for more details on weighting for year comparisons. The mean in the chart was calculated based on un-weighted data.



IX. The Future Role of the World Bank Group in Brazil

Selectivity of the World Bank Group's Support



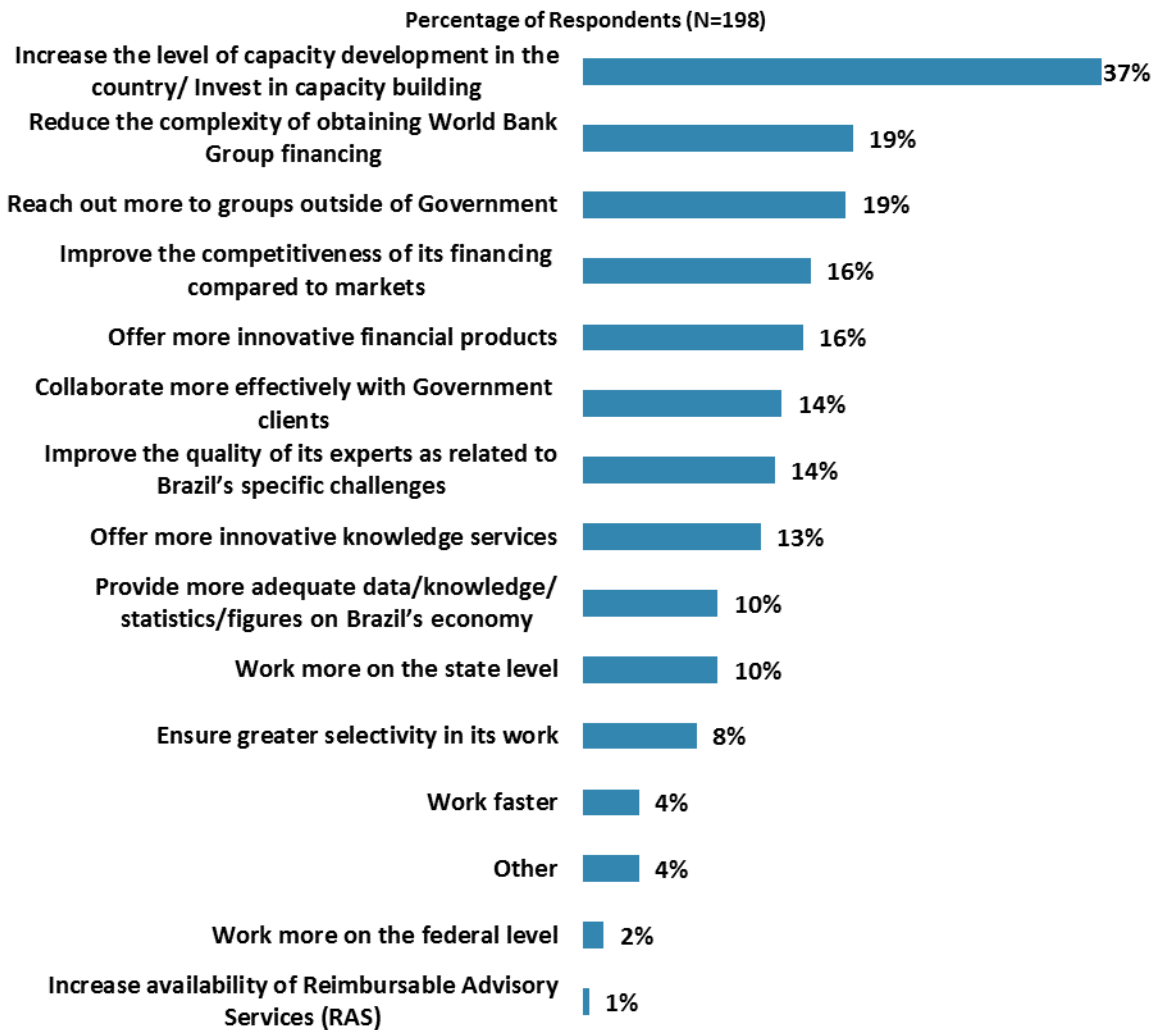
"Which of the following best describes the World Bank Group's support in Brazil?
(Select only ONE response)" (Respondents chose from a list.)



IX. The Future Role of the WBG in Brazil (continued)

Making the World Bank Group of Greater Value

- **Year comparison:** Respondents in the FY '13 Country Survey indicated that, to make itself of greater value, the WBG should reduce the complexity of obtaining WBG financing (percentage of respondents = 50%), followed by improving the quality of its experts as related to Brazil's specific challenges (23%) and increasing international knowledge exchange (21%).



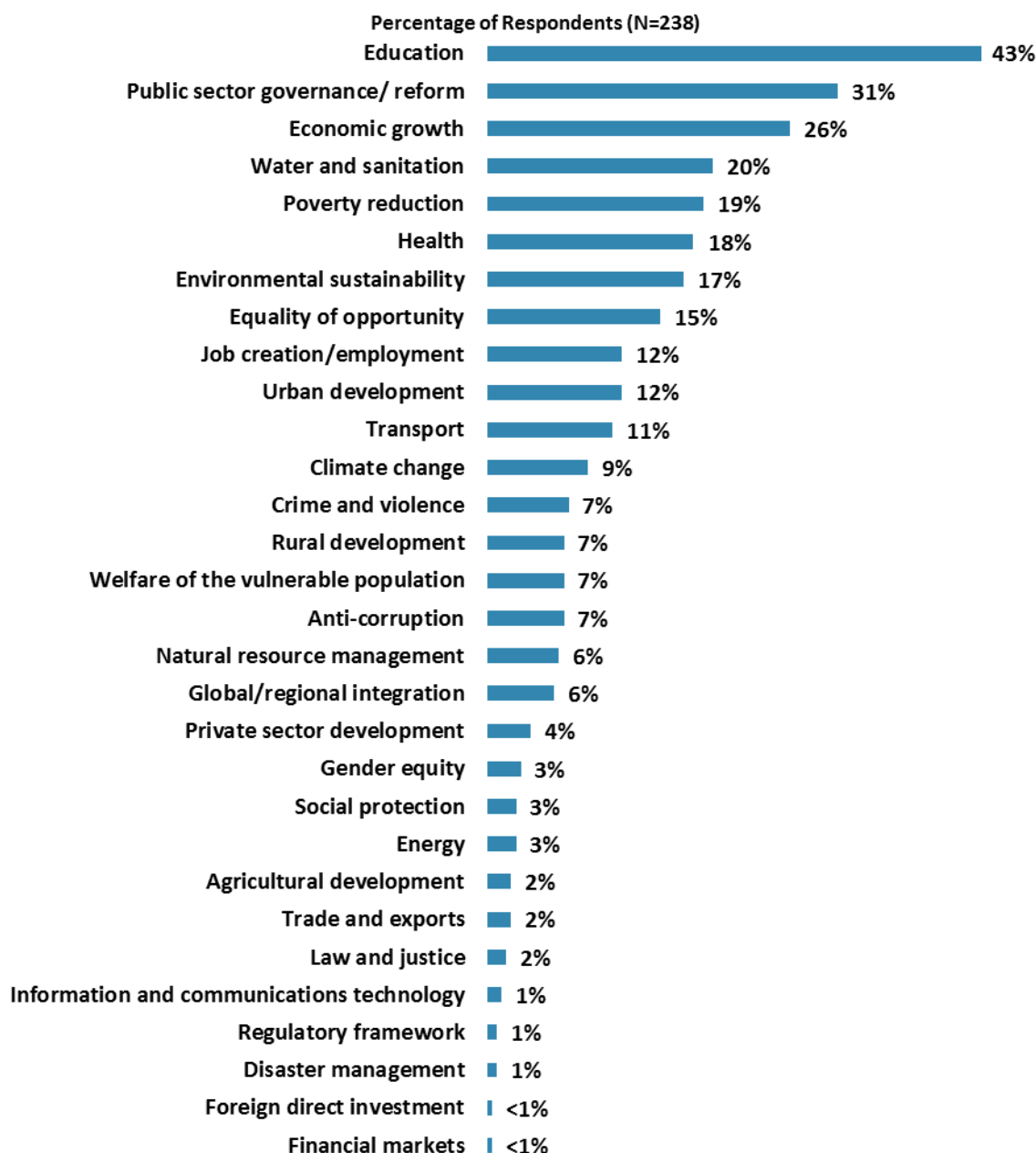
"Which of the following SHOULD the World Bank Group do to make itself of greater value in Brazil? (Choose no more than TWO)" (Respondents chose from a list. Responses combined.)



IX. The Future Role of the WBG in Brazil (continued)

Where the World Bank Group Should Focus its Resources

- **Year comparison:** Respondents from the FY '13 Country Survey indicated that the WBG should focus its resources on education (percentage of respondents = 49%) and basic infrastructure (41%), followed by health (30%) and public sector governance/reform (29%).

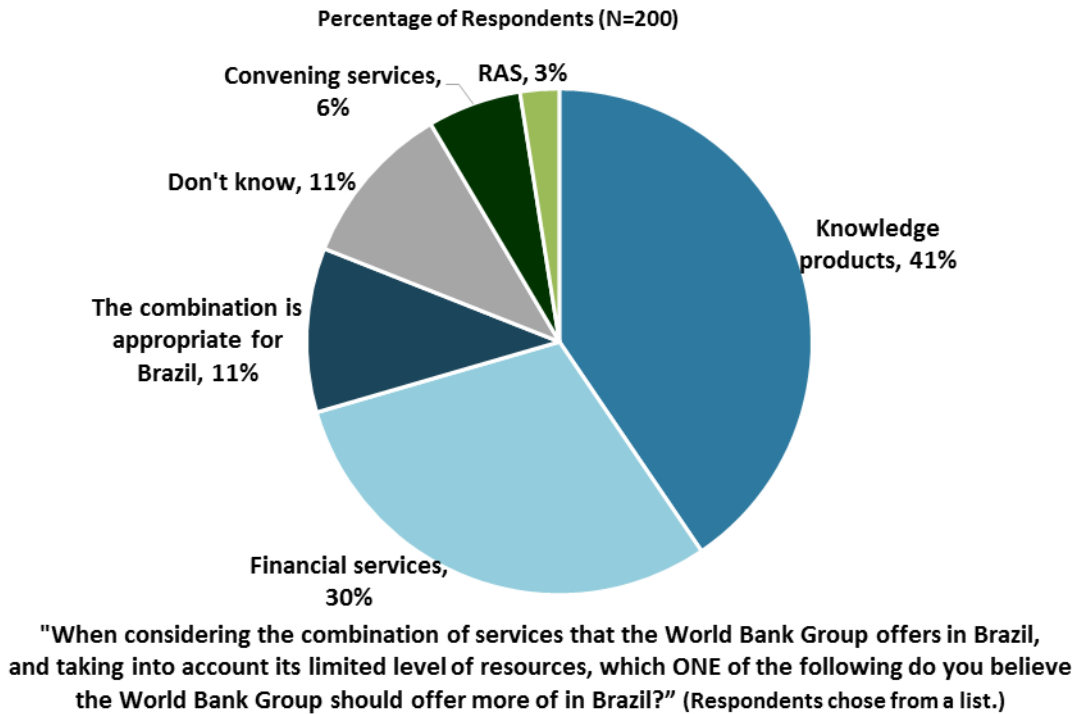


“When thinking about how the World Bank Group can have the most impact on development results in Brazil, in which sectoral areas do you believe the World Bank Group should focus most of its resources in Brazil? (Choose no more than THREE)”
(Respondents chose from a list. Responses combined.)



IX. The Future Role of the WBG in Brazil (continued)

Future Combination of the WBG services



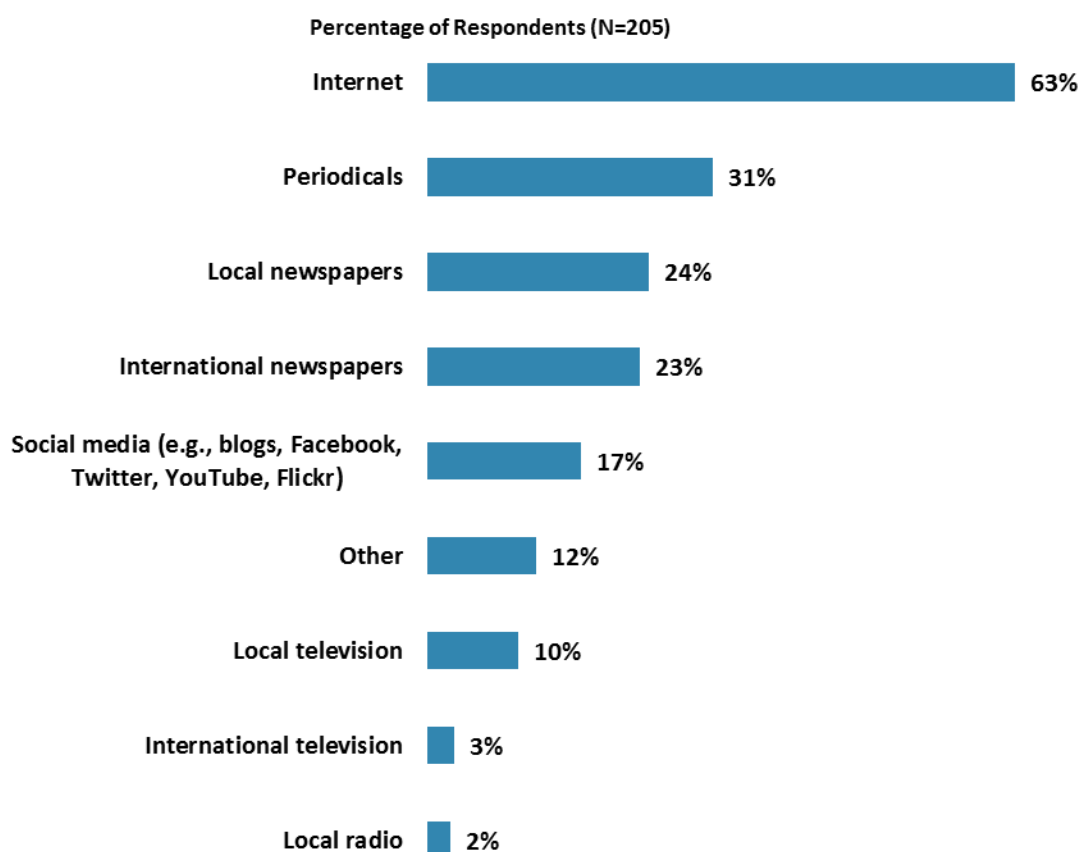


X. Communication and Outreach

When considering the World Bank Group's future outreach with key constituencies, please see Appendix B (page 68) for all responses by stakeholder groups.

Information Sources

- **Year comparison:** Respondents in the FY '13 Country Survey indicated that they got most of their information about economic and social development issues from the Internet (percentage of respondents = 74%), followed by local newspapers (49%), periodicals (22%), and local television (21%).



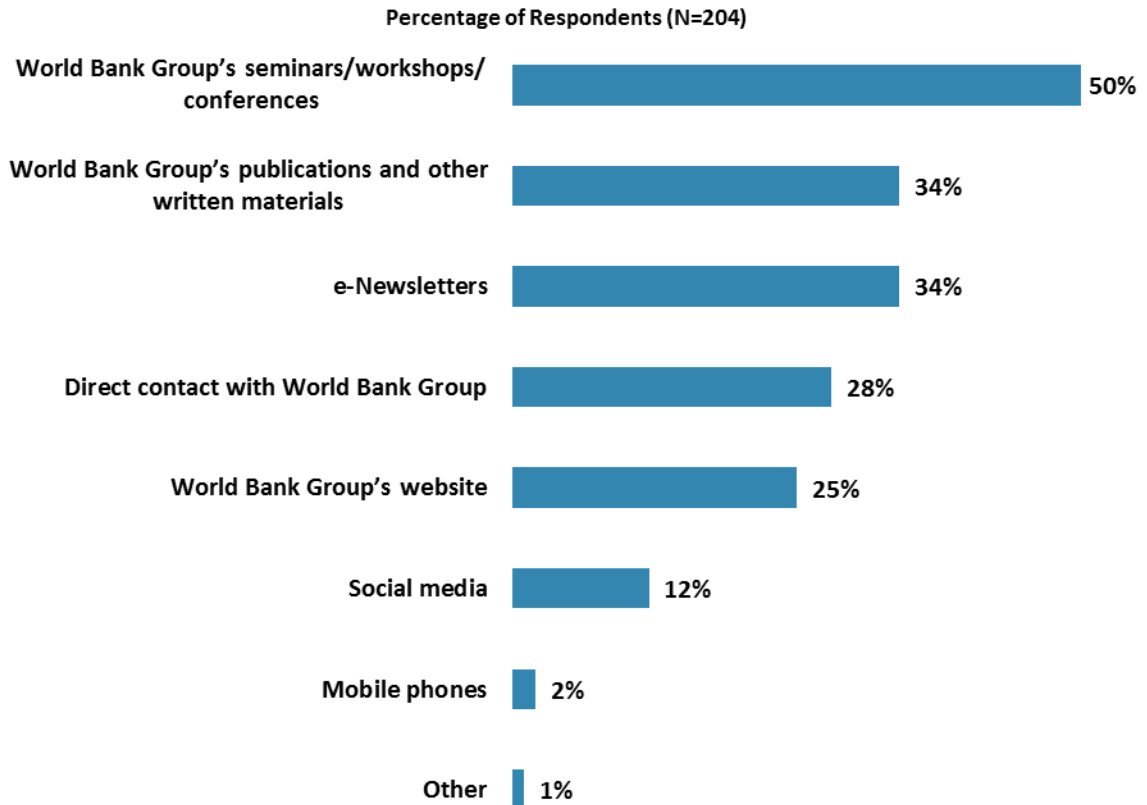
"How do you get most of your information about economic and social development issues in Brazil? (Choose no more than TWO)" (Respondents chose from a list. Responses combined.)



X. Communication and Outreach (continued)

Preferred Information Sources

- **Year comparison:** Respondents in the FY '13 Country Survey indicated that they preferred to get their information from e-Newsletters (percentage of respondents = 44%), the WBG's website (39%), the WBG's seminars/workshops/conferences (29%), and the WBG's publications and other written materials (27%).

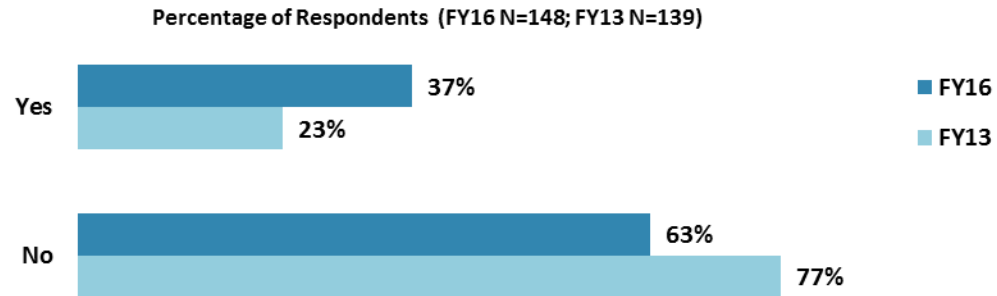


"How would you prefer to receive information from the World Bank Group?
(Choose no more than TWO)" (Respondents chose from a list. Responses combined.)

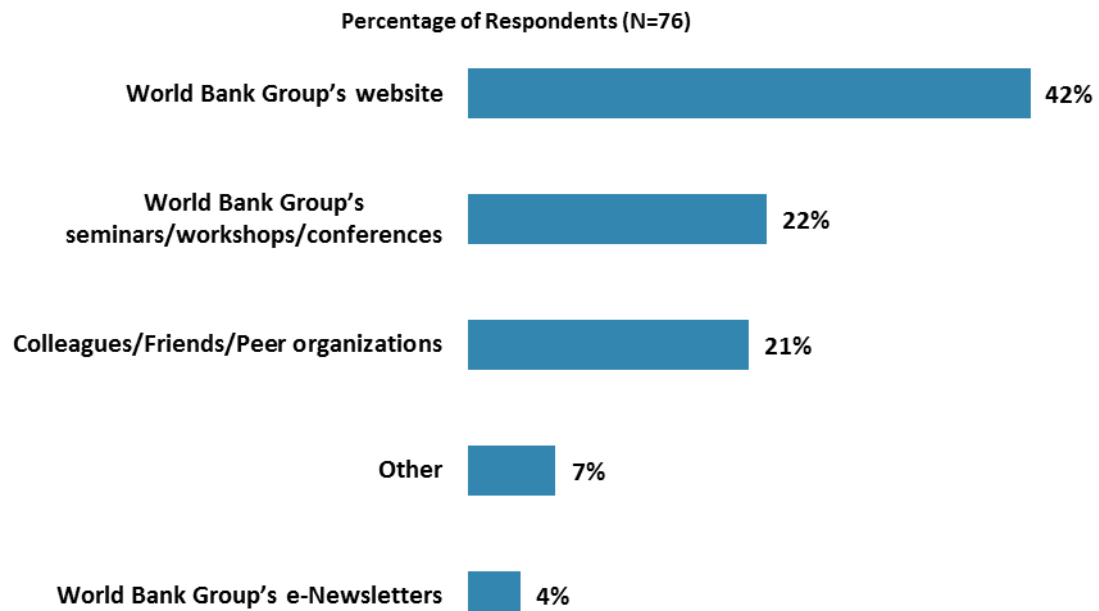


X. Communication and Outreach (continued)

Access to Information



"Are you aware of the World Bank Group's Access to Information Policy under which the Bank will now disclose any information in its possession that is not on a list of exceptions?"
Significantly different between FY16 and FY13. (Percentages were calculated based on weighted data.)



"If yes, from which of the following sources did you learn about the World Bank Group's Access to Information Policies? (Select only ONE response)" (Respondents chose from a list.)

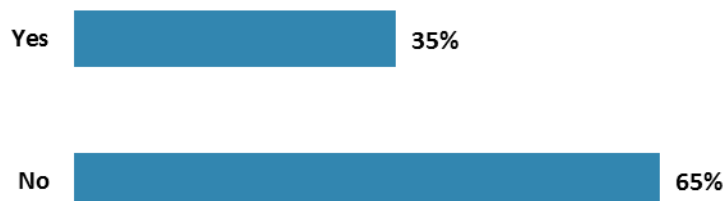


X. Communication and Outreach (continued)

Access to Information (continued)

- **Stakeholders:** Respondents from PMU/Consultants on WBG-supported projects and local government were significantly more likely to have requested information from the WBG in the past year compared to respondents from other stakeholder groups.

Percentage of Respondents (N=206)



"Have you requested information from the World Bank Group on its activities in the past year?"
(Note, these percentages were calculated based on un-weighted data.)

Percentage of Respondents (N=73)

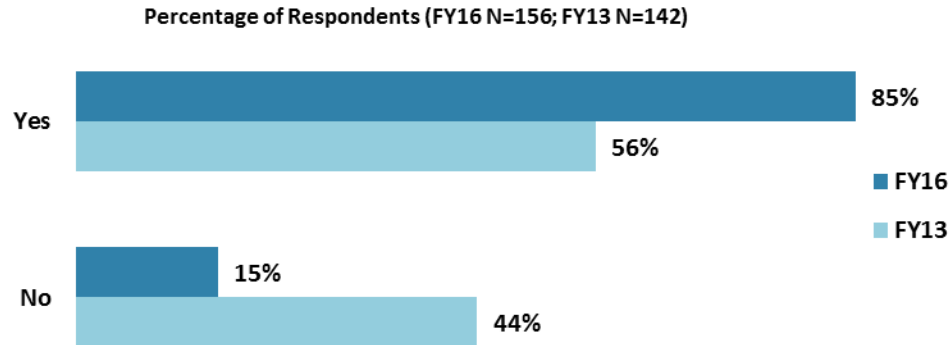


"Were you able to obtain this information?"
(Note, these percentages were calculated based on un-weighted data.)



X. Communication and Outreach (continued)

WBG Website Usage

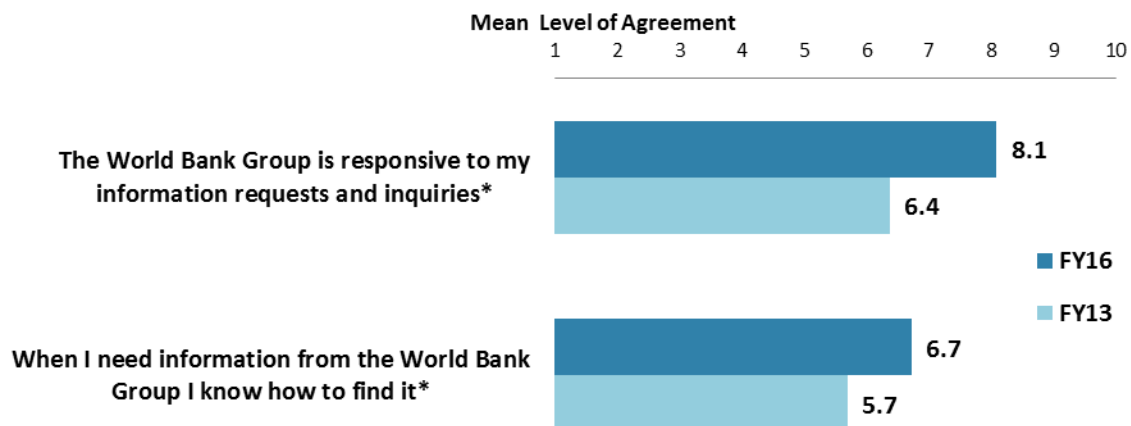


"Do you use/have you used the World Bank Group website?"

Significantly different between FY16 and FY13. (Note, these percentages were calculated based on weighted data.)

Information Sharing

- **Stakeholders:** Respondents from PMUs/Consultants on WBG-supported projects, local government, and civil society had the highest levels of agreement that "The WBG is responsive to my information requests and inquiries" whereas respondents from the office of a Parliamentarian and academia had significantly lower levels of agreement.
- **Collaboration:** Respondents who are collaborating with the WBG had significantly higher levels of agreement that "The WBG is responsive to my information requests and inquiries" (mean rating = 8.5) compared to respondents who are not collaborating with the WBG (mean rating = 7.5).

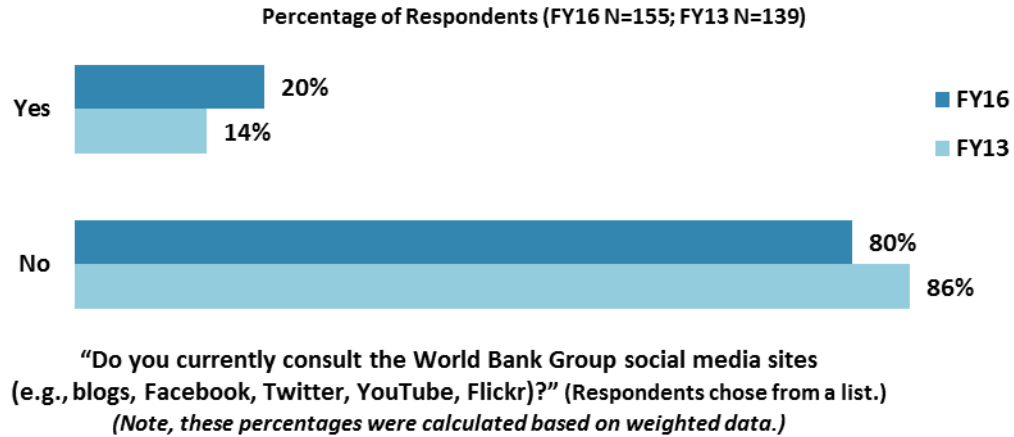


"Please rate how much you agree with the following statements."
(1-"Strongly disagree", 10-"Strongly agree") *Significantly different between FY16 and FY13
(Note, these means calculated based on weighted data.)



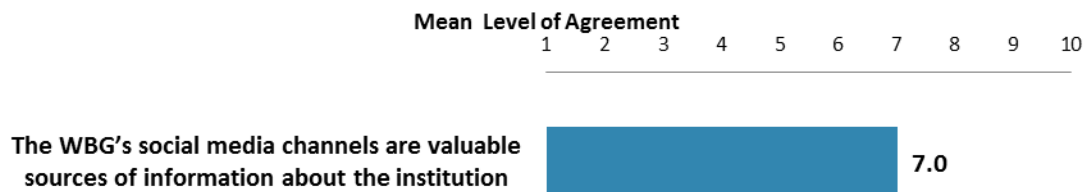
X. Communication and Outreach (continued)

WBG Social Media Usage



WBG Social Media Evaluation

- **Collaboration:** Respondents who are collaborating with the WBG had significantly higher levels of agreement that the WBG's social media channels are valuable sources of information (mean rating = 7.7) compared to respondents who are not collaborating with the WBG (mean rating = 6.5).



"Please rate how much you agree with the following statements"
(1-"Strongly disagree", 10-"Strongly agree") (Note, this mean calculated based on un-weighted data.)



XI. Appendices

A. Responses to All Questions across All Respondents.....	50
B. Responses to All Questions by Stakeholder Groups.....	67
C. Responses to Indicator Questions by Geographic Locations	67
D. Responses to Select Questions by Collaboration with WBG	90
E. Responses to Select Questions by Year.....	97
F. Indicator Questions as a Function of Exposure to the WBG	103
G. WBG Country Opinion Survey FY16 – Brazil	104

BRAZIL





Appendix A: Responses to All Questions across All Respondents (N=248)

All rating scale questions are presented with the total number of respondents that provided a rating (N), the number of respondents who indicated that they “Don’t know” (DK), the mean rating across all respondents (Mean), and the standard deviation of this mean (SD). Indicator questions are noted with an asterisk (*).

A. General Issues Facing Brazil

1. In general would you say that Brazil is headed in ... ?	Percentage of Respondents (N=243)
The right direction	30.0%
The wrong direction	44.0%
Not sure	25.9%

2. Listed below are a number of development priorities in Brazil. Please identify which of the following you consider the most important development priorities in Brazil? (Choose no more than THREE)	Percentage of Respondents (Responses Combined; N=246)
Public sector governance/ reform (i.e., government effectiveness, public financial management, public expenditure, fiscal system reform, fiscal adjustment)	56.1%
Education	40.2%
Poverty reduction	18.7%
Economic growth	17.5%
Equality of opportunity (i.e., equity, social inclusion)	14.6%
Anti-corruption	13.8%
Job creation/employment	13.0%
Global/regional integration	12.2%
Environmental sustainability	11.4%
Welfare of the vulnerable population (indigenous, quilombolas, and other traditional communities)	11.0%
Water and sanitation	10.6%
Private sector development	9.3%
Natural resource management	9.3%
Health	8.5%
Social protection (e.g., pensions, targeted social assistance)	7.3%
Transport (e.g., roads, bridges, transportation)	6.5%
Climate change (e.g., mitigation, adaptation)	5.7%
Crime and violence	5.7%
Urban development	5.3%
Rural development	4.5%
Law and justice (e.g., judicial system)	3.7%
Gender equity	3.3%
Energy	2.8%
Agricultural development	1.6%
Regulatory framework	1.6%
Trade and exports	1.2%
Information and communications technology	0.8%
Foreign direct investment	0.4%
Financial markets	0.4%
Disaster management	0.4%
Communicable/non-communicable diseases	0.0%

**A. General Issues Facing Brazil (continued)**

3. The World Bank Group has committed itself to twin goals: ending extreme poverty by 2030 and boosting shared prosperity. Poverty reduction is a broad term that encompasses work in many different areas. Which THREE areas of development listed below do you believe would contribute most to reducing poverty in Brazil? (Choose no more than THREE)	Percentage of Respondents (Responses Combined; N=243)
Education	65.4%
Equality of opportunity (i.e., equity, social inclusion)	33.7%
Economic growth	31.3%
Job creation/employment	30.0%
Public sector governance/ reform (i.e., government effectiveness, public financial management, public expenditure, fiscal system reform, fiscal adjustment)	24.7%
Water and sanitation	23.5%
Anti-corruption	12.3%
Social protection (e.g., pensions, targeted social assistance)	10.3%
Health	9.9%
Rural development	7.8%
Welfare of the vulnerable population (indigenous, quilombolas, and other traditional communities)	7.0%
Private sector development	5.8%
Urban development	5.3%
Environmental sustainability	4.9%
Transport (e.g., roads, bridges, transportation)	3.7%
Global/regional integration	3.3%
Natural resource management	2.9%
Gender equity	2.5%
Crime and violence	2.5%
Agricultural development	2.5%
Law and justice (e.g., judicial system)	2.1%
Climate change (e.g., mitigation, adaptation)	1.6%
Information and communications technology	1.2%
Trade and exports	1.2%
Regulatory framework	0.4%
Financial markets	0.4%
Communicable/non-communicable diseases	0.0%
Foreign direct investment	0.0%
Energy	0.0%
Disaster management	0.0%

**A. General Issues Facing Brazil (continued)**

4. The World Bank Group's "Shared Prosperity" goal captures two key elements, economic growth and equity. It will seek to foster income growth among the bottom 40 percent of a country's population. Improvement in the Shared Prosperity Indicator requires growth and well-being of the less well-off. When thinking about the idea of "shared prosperity" in your country, which of the following TWO best illustrate how this would be achieved in Brazil? (Choose no more than TWO)	Percentage of Respondents (Responses Combined; N=242)
Education and training that better ensure job opportunity	61.6%
Sustained economic growth	51.2%
Better quality public services	13.6%
More reliable social safety net	12.8%
Greater equity of fiscal policy	12.8%
Greater access to health and nutrition for citizens	8.3%
Better entrepreneurial opportunities (i.e., to start small and medium sized businesses)	8.3%
Greater voice and participation for citizens to help ensure greater accountability	7.0%
Better employment opportunities for young people	7.0%
Better opportunity for the poor who live in rural areas	3.7%
Other	2.9%
Better opportunity for the poor who live in urban areas	2.5%
A growing middle class	2.1%
Better employment opportunities for women	2.1%
Greater access to micro-finance for the poor	1.7%

5. Do you think the gap between the rich and the poor is a very big problem, a moderately big problem, a small problem or not a problem at all in Brazil? (Select only ONE response)	Percentage of Respondents (N=238)
A very big problem	74.8%
A moderately big problem	21.4%
A small problem	2.1%
Not a problem at all	.8%
Don't know	.8%

6. In your view, is global climate change a very serious problem, somewhat serious, not too serious, or not a problem? (Select only ONE response)	Percentage of Respondents (N=242)
A very serious problem	58.3%
A somewhat serious problem	35.1%
Not too serious problem	5.0%
Not a problem	.4%
Don't know	1.2%

**B. Overall Attitudes toward the World Bank Group**

How familiar are you with the work of these organizations in Brazil? <i>(1-Not familiar at all, 10-Extremely familiar)</i>	N	DK	Mean	SD
1. World Bank Group (WBG)*	236	0	6.42	2.52
2. Inter-American Development Bank (IDB/BID)	237	0	6.11	2.44
3. Latin American Development Bank (CAF)	233	0	3.74	2.51
4. Central American Bank for Economic Integration (CABEI/BCiE)	234	0	2.34	1.86

Overall, please rate your impression of the effectiveness of these organizations in Brazil. (1-Not effective at all, 10-Very effective)	N	DK	Mean	SD
5. World Bank Group (WBG)*	201	32	6.91	1.95
6. Inter-American Development Bank (IDB/BID)	196	39	6.72	1.94
7. Latin American Development Bank (CAF)	131	99	5.13	2.25
8. Central American Bank for Economic Integration (CABEI/BCiE)	96	134	3.79	2.33

Staff Preparedness	N	DK	Mean	SD
9. To what extent do you believe the World Bank Group's staff is well prepared to help Brazil solve its most complicated development challenges? <i>(1-To no degree at all, 10-To a very significant degree)</i>	203	32	7.52	1.82

**B. Overall Attitudes toward the World Bank Group (continued)**

10. When thinking about how the World Bank Group can have the most impact on development results in Brazil, in which sectoral areas do you believe the World Bank Group should focus most of its resources (financial and knowledge services) in Brazil? (Choose no more than THREE)	Percentage of Respondents (Responses Combined; N=238)
Health	18.1%
Crime and violence	7.1%
Transport (e.g., roads, bridges, transportation)	10.9%
Agricultural development	2.1%
Global/regional integration	5.9%
Job creation/employment	11.8%
Public sector governance/ reform (i.e., government effectiveness, public financial management, public expenditure, fiscal system reform, fiscal adjustment)	30.7%
Social protection (e.g., pensions, targeted social assistance)	2.5%
Rural development	6.7%
Foreign direct investment	0.4%
Education	43.3%
Energy	2.5%
Gender equity	2.9%
Financial markets	0.4%
Urban development	11.8%
Environmental sustainability	17.2%
Economic growth	26.5%
Private sector development	3.8%
Water and sanitation	19.7%
Welfare of the vulnerable population (indigenous, quilombolas, and other traditional communities)	6.7%
Climate change (e.g., mitigation, adaptation)	8.8%
Information and communications technology	1.3%
Trade and exports	2.1%
Equality of opportunity (i.e., equity, social inclusion)	15.1%
Law and justice (e.g., judicial system)	1.7%
Regulatory framework	0.8%
Communicable/non-communicable diseases	0.0%
Natural resource management	6.3%
Poverty reduction	18.9%
Anti-corruption	6.7%
Disaster management	0.8%

**B. Overall Attitudes toward the World Bank Group (continued)**

11. When thinking about the World Bank Group's role, which activity do you believe is of greatest VALUE and which activity is of second greatest value in Brazil?	Percentage of Respondents (N=233)		
	Greatest Value	2 nd Greatest Value	Combined
Financial resources	33.5%	15.2%	48.6%
Capacity development	20.6%	17.7%	38.3%
Help to bring discipline/effective supervision to implementation of investment projects	15.5%	20.3%	35.8%
Policy advice, studies, analyses	12.4%	15.2%	27.6%
Technical assistance	7.3%	10.4%	17.7%
Mobilizing third party financial resources	2.1%	8.7%	10.8%
Data and statistics	4.3%	6.1%	10.4%
Linkage to non-Bank expertise (i.e., South-South knowledge sharing)	2.6%	1.7%	4.3%
Convening/Facilitating	0.9%	2.2%	3.0%
Donor coordination	0.4%	2.2%	2.6%
Other	0.4%	0.4%	0.9%

12. Which of the following do you identify as the World Bank Group's greatest WEAKNESSES in its work in Brazil? (Choose no more than TWO)	Percentage of Respondents (Responses Combined; N=231)
Too influenced by developed countries	25.1%
World Bank Group's processes too slow (e.g., too bureaucratic in its operational policies and procedures)	20.8%
World Bank Group's processes too complex	19.5%
Not enough public disclosure of its work	17.3%
Not exploring alternative policy options	12.6%
Not collaborating enough with stakeholders outside the Government	12.1%
Don't know	11.7%
Its advice and strategies do not lend themselves to practical problem solving	11.3%
Not adequately sensitive to political/social realities in Brazil	8.2%
Not willing to honestly criticize policies and reform efforts in the country	6.9%
Imposing technocratic solutions without regard to political realities	6.5%
Other	3.9%
Not client-focused	2.6%
Not aligned with country priorities	2.2%
Arrogant in its approach	1.7%
Staff too inaccessible	1.7%
The credibility of its knowledge/data	1.3%
Not aligned with other donors' work	0.4%

**B. Overall Attitudes toward the World Bank Group (continued)**

13. Which World Bank Group's instruments do you believe are the most effective in reducing poverty in Brazil? (Choose no more than TWO)	Percentage of Respondents (Responses Combined; N=231)
Technical assistance (advice, best practice, international experience, etc.)	40.3%
Investment lending (financing specific projects)	39.8%
Capacity development	39.0%
Policy based lending / budget support to the Government	22.1%
Multi-sectoral approaches	20.3%
Knowledge products/services (analytical work, studies, surveys, etc.)	16.0%
Trust Fund management	5.2%
Don't know	3.5%
Other	1.3%

14. To what extent do you believe that the World Bank Group's work and support help the poorest in Brazil? (Select only ONE response)	Percentage of Respondents (N=229)
To a fully sufficient degree	2.6%
To a somewhat sufficient degree	35.4%
To a somewhat insufficient degree	35.8%
To a very insufficient degree	8.3%
Don't know	17.9%

To what extent do you agree with the following statements about the World Bank Group's work in Brazil? (1-Strongly disagree, 10-Strongly agree)	Level of Agreement			
	N	DK	Mean	SD
15. Overall the World Bank Group currently plays a relevant role in development in Brazil*	214	14	6.20	2.16
16. The World Bank Group's work is aligned with what I consider the development priorities for Brazil*	209	16	6.26	2.18

To what extent is the World Bank Group an effective development partner in Brazil, in terms of each of the following? (1-To no degree at all, 10-To a very significant degree)	Level of Agreement			
	N	DK	Mean	SD
17. Responsiveness to needs*	160	46	6.64	2.12
18. Flexibility (in terms of the institution's products and services)*	169	45	6.12	1.91
19. Flexibility (in terms of changing country circumstances)*	175	41	6.05	2.01
20. Being inclusive*	165	47	6.31	2.18
21. Openness (sharing data and other information)*	191	24	7.15	2.07
22. Collaboration with the Government*	181	35	7.33	1.94
23. The speed in which it gets things accomplished on the ground*	166	50	6.20	2.14
24. Ease of access to the people at the World Bank Group who are making decisions important to my work*	164	49	6.88	2.34
25. Collaboration with civil society*	166	51	6.11	2.18
26. Staff accessibility*	166	49	7.08	2.20
27. Collaboration with other donors and development partners*	105	105	6.59	1.86
28. Collaboration with the private sector*	120	92	6.73	1.88
29. Straightforwardness and honesty*	172	41	7.98	2.03
30. Treating clients and stakeholders in Brazil with respect	177	38	8.31	1.73
31. Being a long-term partner*	192	24	8.63	1.67

**B. Overall Attitudes toward the World Bank Group (continued)**

32. When World Bank Group assisted reform efforts fail or are slow to take place, which of the following would you attribute to? (Choose no more than TWO)	Percentage of Respondents (Responses Combined; N=218)
The Government works inefficiently	40.4%
Lack of/inadequate levels of capacity in Government	35.3%
Political pressures and obstacles	22.9%
The World Bank Group is not sensitive enough to political/social realities on the ground	17.9%
Reforms are not well thought out in light of country challenges	17.4%
There is not an adequate level of citizen/civil society participation	14.7%
The World Bank Group works too slowly	13.8%
The World Bank Group does not do adequate follow through/follow-up	9.2%
Other	6.9%
Poor donor coordination	3.2%

**C. World Bank Group's Effectiveness and Results**

1. In your opinion, how IMPORTANT is it for the World Bank Group to be involved in the following areas of development in Brazil? (1-Not important at all, 10-Very important)	Importance			
	N	DK	Mean	SD
1. Crime and violence	156	51	6.38	2.81
2. Financial markets	161	46	6.37	2.43
3. Transport (e.g., roads, bridges, transportation)	177	31	7.72	1.92
4. Anti-corruption	159	47	7.27	2.50
5. Law and justice (e.g., judicial system)	148	56	6.07	2.67
6. Urban development	185	26	7.85	1.99
7. Environmental sustainability	193	15	7.98	1.95
8. Trade and exports	151	56	6.88	2.37
9. Information and communications technology	163	45	7.40	2.24
10. Poverty reduction	194	20	8.04	2.17
11. Gender equity	164	41	7.27	2.49
12. Private sector development	161	45	6.89	2.37
13. Foreign direct investment	152	55	7.04	2.31
14. Water and sanitation	176	32	8.14	2.06
15. Regulatory framework	151	54	6.64	2.44
16. Economic growth	177	31	7.71	2.26
17. Energy	168	38	7.45	2.43
18. Disaster management	155	50	6.85	2.48
19. Public sector governance/ reform (i.e., government effectiveness, public financial management, public expenditure, fiscal system reform, fiscal adjustment)	179	28	7.41	2.59
20. Job creation/employment	166	39	7.33	2.28
21. Communicable/non-communicable diseases	153	56	6.73	2.45
22. Equality of opportunity (i.e., equity, social inclusion)	171	37	7.33	2.42
23. Social protection (e.g., pensions, targeted social assistance)	154	52	6.46	2.50
24. Rural development	174	34	7.41	2.31
25. Global/regional integration	168	38	7.49	2.35
26. Welfare of the vulnerable population (indigenous, quilombolas, and other traditional communities)	164	44	6.98	2.70
27. Natural resource management	171	37	7.32	2.42
28. Health	161	45	7.62	2.35
29. Climate change (e.g., mitigation, adaptation)	176	30	7.60	2.30
30. Agricultural development	172	40	7.23	2.40
31. Education	172	38	8.16	2.25

**C. World Bank Group's Effectiveness and Results (continued)**

2. How EFFECTIVE do you believe the World Bank Group is in terms of the work it does in the following areas of development in Brazil? (1-Not effective at all, 10-Very effective)	Effectiveness			
	N	DK	Mean	SD
1. Gender equity	73	124	6.66	2.25
2. Information and communications technology	71	125	6.89	2.09
3. Transport (e.g., roads, bridges, transportation)	98	101	7.31	1.98
4. Crime and violence	50	146	5.48	2.01
5. Law and justice (e.g., judicial system)	51	144	5.78	2.48
6. Urban development	106	91	7.20	1.91
7. Environmental sustainability	128	68	7.28	1.94
8. Regulatory framework	66	130	6.18	2.26
9. Communicable/non-communicable diseases	55	143	6.64	2.16
10. Poverty reduction	120	78	7.17	2.16
11. Anti-corruption	67	128	6.33	2.40
12. Private sector development	85	112	6.99	1.89
13. Foreign direct investment	75	118	6.92	1.92
14. Water and sanitation	111	86	7.39	1.71
15. Trade and exports	66	130	6.80	1.88
16. Economic growth	101	95	7.35	2.05
17. Health	86	108	7.22	2.17
18. Disaster management	72	123	6.56	2.31
19. Public sector governance/ reform (i.e., government effectiveness, public financial management, public expenditure, fiscal system reform, fiscal adjustment)	98	100	6.43	2.39
20. Job creation/employment	90	108	6.86	2.06
21. Financial markets	73	122	6.81	2.22
22. Equality of opportunity (i.e., equity, social inclusion)	91	106	6.91	2.17
23. Energy	95	101	7.19	2.02
24. Rural development	101	90	7.13	2.11
25. Global/regional integration	93	102	6.94	2.31
26. Welfare of the vulnerable population (indigenous, quilombolas, and other traditional communities)	94	101	6.60	2.49
27. Education	105	92	7.30	2.10
28. Social protection (e.g., pensions, targeted social assistance)	68	128	6.24	2.31
29. Climate change (e.g., mitigation, adaptation)	111	84	7.11	2.14
30. Agricultural development	101	95	7.35	2.13
31. Natural resource management	107	90	7.08	2.16

Achieving Development Results*	N	DK	Mean	SD
3. To what extent does the World Bank Group's work help to achieve development results in Brazil? (1-To no degree at all, 10-To a very significant degree)	186	17	6.48	1.91

**C. World Bank Group's Effectiveness and Results (continued)**

To what extent do you agree with the following statements about the World Bank Group in Brazil? (1-Strongly disagree, 10-Strongly agree)	N	DK	Mean	SD
4. The World Bank Group's financial instruments (i.e., investment lending, equity investment, trade finance, guarantees, Development Policy Loan, Trust Funds, Program 4 Result, etc.) meet the needs of Brazil*	166	39	6.01	2.11
5. The World Bank Group meets Brazil's needs for knowledge services (e.g., research, analysis, data, technical assistance)*	182	22	6.43	2.04

Reimbursable Advisory Services (RAS)	N	DK	Mean	SD
6. To what extent do you believe that Brazil received value for money from the World Bank Group's Reimbursable Advisory Services (RAS)? (1-To no degree at all, 10-To a very significant degree)	117	86	6.52	2.02

Internal monitoring	N	DK	Mean	SD
7. To what extent do you believe the World Bank Group measures and corrects its work in real time in Brazil? (1-To no degree at all, 10-To a very significant degree)	148	57	6.22	2.12

D. The World Bank Group's Knowledge Work and Activities

1. How frequently do you consult World Bank Group's knowledge work and activities in the work you do?	Percentage of Respondents (N=203)
Weekly	11.8%
Monthly	20.2%
A few times a year	47.3%
Rarely	18.2%
Never	2.5%

In Brazil, to what extent do you believe that the World Bank Group's knowledge work and activities: (1-To no degree at all, 10-To a very significant degree)	Degree			
	N	DK	Mean	SD
2. Are timely	174	28	7.44	1.90
3. Lead to practical solutions	171	28	6.65	1.98
4. Are accessible (well written and easy to understand)	177	24	7.21	1.90
5. Are translated enough into local language	166	33	6.77	2.14
6. Are adaptable to Brazil's specific development challenges and country circumstances*	171	29	6.49	2.04

Overall Evaluations	N	DK	Mean	SD
7. Overall, how significant a contribution do you believe the World Bank Group's knowledge work and activities make to development results in your country?* (1-Not significant at all, 10-Very significant)	180	21	6.98	1.98
8. Overall, how would you rate the technical quality of the World Bank Group's knowledge work and activities?* (1-Very low technical quality, 10-Very high technical quality)	184	20	7.84	1.65

**E. Working with the World Bank Group**

To what extent do you agree/disagree with the following statements? (1-Strongly disagree, 10-Strongly agree)	Level of Agreement			
	N	DK	Mean	SD
1. The World Bank Group disburses funds promptly	124	73	6.31	2.39
2. The World Bank Group effectively monitors and evaluates the projects and programs it supports	159	37	7.33	2.10
3. The World Bank Group's approvals and reviews are done in a timely fashion	134	61	6.82	2.24
4. The World Bank Group's "Safeguard Policy" requirements are reasonable	134	61	6.88	2.14
5. The World Bank Group's conditions on its lending are reasonable	133	62	6.90	2.16
6. The World Bank Group takes decisions quickly in Brazil*	133	61	6.56	2.12
7. Working with the World Bank Group increases Brazil's institutional capacity	170	26	7.86	2.13
8. Where country systems (e.g., procurement, financial management, etc.) are adequate, the World Bank Group makes appropriate use of them*	105	88	7.36	2.23
9. The World Bank Group provides effective implementation support (i.e., supervision of projects)	145	48	7.46	1.98

WBG Promoting PPP in Brazil	N	DK	Mean	SD
10. To what extent do you believe that the World Bank Group's work helps to find solutions that promote private public partnerships in Brazil? (1-To no degree at all, 10-To a very significant degree)	130	68	6.95	1.81

11. Which of the following best describes the World Bank Group's support in Brazil? (Select only one response)	Percentage of Respondents (N=199)
The World Bank Group is sufficiently selective and focuses on the most important development challenges in Brazil	48.2%
The World Bank Group is not sufficiently selective in Brazil, and it is involved in too many areas of development	22.1%
Don't know	29.6%

F. The Future Role of the World Bank Group in Brazil

1. Which of the following SHOULD the World Bank Group do to make itself of greater value in Brazil? (Choose no more than TWO)	Percentage of Respondents (Responses Combined; N=198)
Increase the level of capacity development in the country/ Invest in capacity building	36.9%
Reduce the complexity of obtaining World Bank Group financing	19.2%
Reach out more to groups outside of Government	18.7%
Improve the competitiveness of its financing compared to markets (e.g., cost, timeliness, other terms)	16.2%
Offer more innovative financial products	15.7%
Collaborate more effectively with Government clients (e.g., national, state, local)	14.1%
Improve the quality of its experts as related to Brazil's specific challenges	13.6%
Offer more innovative knowledge services	12.6%
Provide more adequate data/knowledge/statistics/figures on Brazil's economy	9.6%
Work more on the state level	9.6%
Ensure greater selectivity in its work	8.1%
Work faster	4.0%
Other	4.0%
Work more on the federal level	1.5%
Increase availability of Reimbursable Advisory Services (RAS)	0.5%

**F. The Future Role of the World Bank Group in Brazil (continued)**

2. When considering the combination of services that the World Bank Group offers in Brazil, and taking into account its limited level of resources, which ONE of the following do you believe the World Bank Group should offer more of in Brazil? (Select only ONE response)	Percentage of Respondents (N=200)
Knowledge products	40.5%
Financial services	30.0%
The combination is appropriate for Brazil	10.5%
Don't know	10.5%
Convening services	6.0%
None of the above	2.5%

G. Communication and Information Sharing

1. How do you get most of your information about economic and social development issues in Brazil? (Choose no more than TWO)	Percentage of Respondents (Responses Combined; N=205)
Internet	63.4%
Periodicals	30.7%
Local newspapers	23.9%
International newspapers	22.9%
Social media (e.g., blogs, Facebook, Twitter, YouTube, Flickr)	16.6%
Other	11.7%
Local television	9.8%
International television	2.9%
Local radio	2.4%
International radio	0.0%

2. How would you prefer to receive information from the World Bank Group? (Choose no more than TWO)	Percentage of Respondents (Responses Combined; N=204)
World Bank Group's seminars/workshops/ conferences	50.0%
World Bank Group's publications and other written materials	34.0%
e-Newsletters	34.0%
Direct contact with World Bank Group (i.e., face to face meetings/discussions)	28.0%
World Bank Group's website	25.0%
Social media (e.g., blogs, Facebook, Twitter, YouTube, Flickr)	12.0%
Mobile phones	2.0%
Other	1.0%

3. Are you aware of the World Bank Group's Access to Information Policy under which the WBG will now disclose any information in its possession that is not on a list of exceptions?	Percentage of Respondents (N=197)
Yes	35.5%
No	64.5%

**G. Communication and Information Sharing (continued)**

4. If yes, from which of the following sources did you learn about the World Bank Group's Access to Information Policies? (Select only ONE response)	Percentage of Respondents (Responses Combined; N=76)
World Bank Group's website	42.1%
World Bank Group's seminars/workshops/conferences	22.4%
Colleagues/Friends/Peer organizations	21.1%
Other	6.6%
World Bank Group's e-Newsletters	3.9%
News/Media	3.9%

5. Have you requested information from the World Bank Group on its activities in the past year?	Percentage of Respondents (N=206)
Yes	35.4%
No	64.6%

6. Were you able to obtain this information?	Percentage of Respondents (N=73)
Yes	89.0%
No	11.0%

7. Do you use/have you used the World Bank Group website?	Percentage of Respondents (N=207)
Yes	85.0%
No	15.0%

8. Do you currently consult the World Bank Group social media sites (e.g., blogs, Facebook, Twitter, YouTube, Flickr)?	Percentage of Respondents (N=206)
Yes	19.4%
No	80.6%

Please rate how much you agree with the following statements. <i>(1-Strongly disagree, 10-Strongly agree)</i>	Level of Agreement			
	N	DK	Mean	SD
9. When I need information from the World Bank Group I know how to find it	98	102	6.66	2.47
10. The World Bank Group's social media channels are valuable sources of information about the institution	183	18	7.01	2.54
11. The World Bank Group is responsive to my information requests and inquiries	121	80	8.01	1.90

**H. Background Information**

1. Which of the following best describes your current position? (Select only ONE response)	Percentage of Respondents (N=245)
Academia/Research Institute/Think Tank	21.2%
PMU overseeing implementation of project/Consultant/Contractor working on WBG supported project/program	14.7%
Employee of a Ministry, Ministerial Department or Implementation Agency	13.9%
Other	10.6%
Private Sector Organization	8.6%
NGO/ Community-Based Organization	6.5%
Financial Sector/Private Bank	5.3%
Office of Minister	4.5%
Local Government Office or Staff	4.1%
Office of Parliamentarian	3.7%
Independent Government Institution	1.6%
Office of the President	1.2%
Bilateral/ Multilateral Agency	1.2%
Private Foundation	.8%
Youth Group	.8%
Media	.4%
Trade Union	.4%
Judiciary Branch	.4%

2. Please identify the primary specialization of your work. (Select only ONE response)	Percentage of Respondents (N=244)
Other	18.4%
Generalist (specialized in multiple sectors)	12.3%
Environment and natural resources	11.5%
Finance and markets	7.0%
Water	6.6%
Education	5.3%
Social protection and labor	4.9%
Transport and ICT	4.9%
Health, nutrition, and population	4.5%
Urban, rural, and social development	4.1%
Governance	3.7%
Agriculture	3.7%
Gender	2.9%
Energy and extractives	2.5%
Macroeconomics and fiscal management	2.5%
Trade and competitiveness	2.5%
Climate change	1.6%
Fragility, conflict and violence	.8%
Poverty	.4%

3. Currently, do you professionally collaborate/work with the World Bank Group (IBRD, IFC, or MIGA) in your country? (Select only ONE response)	Percentage of Respondents (N=245)
Yes	35.1%
No	64.9%

**H. Background Information (continued)**

4. Which of the following agencies of the World Bank Group do you primarily engage with in Brazil? (Select only ONE response)	Percentage of Respondents (N=223)
The World Bank (IDA)	73.1%
The International Finance Corporation (IFC)	14.8%
Other	11.7%
The Multilateral Investment Guarantee Agency (MIGA)	.4%

5. Do your projects involve both the World Bank and the IFC?	Percentage of Respondents (N=241)
Yes	10.0%
No	90.0%

6. If yes, what was your view of how the two institutions work together in Brazil? (Choose no more than TWO)	Percentage of Respondents (N=27)
The two institutions work well together	48.1%
Don't know	25.9%
The way the two institutions work together needs improvement	18.5%
The two institutions do not work well together	7.4%

7. Which of the following describes most of your exposure to the World Bank Group in Brazil? (Choose no more than TWO)	Percentage of Respondents (Responses Combined; N=241)
Engage in World Bank Group related/sponsored events/activities	41.1%
Collaborate as part of my professional duties	31.5%
Use World Bank Group reports/data	31.1%
Observer	26.6%
Use World Bank Group website for information, data, research, etc.	25.3%

8. What's your gender?	Percentage of Respondents (N=246)
Female	43.1%
Male	56.9%

9. Which best represents your geographic location?	Percentage of Respondents (N=247)
Southeast	41.7%
Center-West	37.2%
Northeast	9.7%
South	6.5%
North	4.9%



Appendix B: Responses to All Questions by Stakeholder Groups¹⁷

Office of the President/Minister N=14 ● Office of Parliamentary N=9 ● Employee of a Ministry N=34 ● PMU/Consultant on WBG-supported project N=36
Local Government N=10 ● Private Sector N=21 ● Financial Sector/Private Bank N=13 ● Civil Society N=21 ● Academia N=52 ● Other N=35

A. General Issues facing Brazil

In general, would you say that Brazil is headed in...?

Percentage of Respondents	Office of the President/ Minister	Office of Parliamentarian	Employee of a Ministry	PMU/ Consultant on WBG project	Local Government	Private Sector	Financial Sector/ Private Bank	Civil Society	Academia	Other
The right direction	57.1%	44.4%	34.4%	33.3%	-	14.3%	38.5%	38.1%	17.6%	35.3%
The wrong direction	21.4%	55.6%	15.6%	41.7%	50.0%	76.2%	53.8%	33.3%	66.7%	26.5%
Not sure	21.4%	-	50.0%	25.0%	50.0%	9.5%	7.7%	28.6%	15.7%	38.2%

¹⁷ Only 245 respondents provided the information about their current positions. Thus, only these respondents were included in the across-stakeholder analysis presented in this appendix.

A. General Issues facing Brazil (continued)

Listed below are a number of development priorities in Brazil. Please identify which of the following you consider the most important development priorities in Brazil?
(Choose no more than THREE)

Percentage of Respondents (Responses combined)	Office of the President/ Minister	Office of Parliamentarian	Employee of a Ministry	PMU/ Consultant on WBG project	Local Government	Private Sector	Financial Sector/ Private Bank	Civil Society	Academia	Other
Global/regional integration	7.1%	12.5%	5.9%	16.7%	0.0%	0.0%	7.7%	19.0%	17.3%	17.1%
Welfare of the vulnerable population	14.3%	25.0%	17.6%	11.1%	10.0%	0.0%	7.7%	19.0%	3.8%	14.3%
Public sector governance/ reform*	35.7%	50.0%	52.9%	66.7%	70.0%	90.5%	69.2%	47.6%	50.0%	42.9%
Social protection	7.1%	12.5%	20.6%	8.3%	0.0%	4.8%	0.0%	4.8%	5.8%	2.9%
Gender equity*	7.1%	25.0%	0.0%	0.0%	0.0%	0.0%	0.0%	0.0%	1.9%	11.4%
Private sector development	14.3%	12.5%	2.9%	13.9%	10.0%	9.5%	0.0%	9.5%	11.5%	8.6%
Foreign direct investment	0.0%	0.0%	0.0%	0.0%	0.0%	0.0%	0.0%	0.0%	1.9%	0.0%
Urban development	0.0%	0.0%	8.8%	5.6%	10.0%	9.5%	0.0%	4.8%	3.8%	5.7%
Energy	7.1%	0.0%	0.0%	2.8%	0.0%	0.0%	7.7%	4.8%	3.8%	2.9%
Job creation/employment	21.4%	50.0%	8.8%	13.9%	20.0%	4.8%	0.0%	14.3%	13.5%	11.4%
Rural development	7.1%	0.0%	5.9%	8.3%	10.0%	4.8%	0.0%	4.8%	1.9%	2.9%
Financial markets	0.0%	0.0%	0.0%	0.0%	0.0%	4.8%	0.0%	0.0%	0.0%	0.0%
Water and sanitation	14.3%	0.0%	5.9%	11.1%	20.0%	23.8%	15.4%	9.5%	1.9%	14.3%
Environmental sustainability	0.0%	0.0%	17.6%	16.7%	0.0%	9.5%	0.0%	14.3%	19.2%	2.9%
Equality of opportunity	14.3%	25.0%	14.7%	5.6%	20.0%	4.8%	7.7%	19.0%	15.4%	25.7%
Health	7.1%	12.5%	8.8%	8.3%	10.0%	14.3%	23.1%	0.0%	1.9%	14.3%
Climate change	0.0%	0.0%	8.8%	2.8%	10.0%	4.8%	7.7%	9.5%	3.8%	8.6%
Poverty reduction	21.4%	0.0%	20.6%	19.4%	10.0%	14.3%	0.0%	23.8%	26.9%	17.1%
Transport	0.0%	0.0%	2.9%	13.9%	0.0%	9.5%	15.4%	0.0%	9.6%	2.9%
Education	21.4%	25.0%	47.1%	22.2%	30.0%	47.6%	53.8%	42.9%	48.1%	40.0%
Agricultural development	7.1%	0.0%	2.9%	2.8%	0.0%	0.0%	0.0%	4.8%	0.0%	0.0%
Trade and exports	7.1%	0.0%	0.0%	0.0%	0.0%	0.0%	0.0%	0.0%	3.8%	0.0%
Crime and violence	14.3%	0.0%	2.9%	2.8%	10.0%	4.8%	15.4%	0.0%	9.6%	2.9%
Anti-corruption*	7.1%	25.0%	14.7%	8.3%	10.0%	14.3%	53.8%	4.8%	13.5%	8.6%
Law and justice	7.1%	0.0%	5.9%	0.0%	0.0%	4.8%	7.7%	0.0%	5.8%	2.9%
Regulatory framework	0.0%	0.0%	0.0%	2.8%	0.0%	4.8%	0.0%	0.0%	1.9%	2.9%
Communicable/non-communicable diseases	0.0%	0.0%	0.0%	0.0%	0.0%	0.0%	0.0%	0.0%	0.0%	0.0%
Natural resource management*	14.3%	12.5%	2.9%	8.3%	0.0%	4.8%	0.0%	28.6%	3.8%	20.0%
Economic growth	35.7%	12.5%	20.6%	22.2%	30.0%	9.5%	7.7%	14.3%	11.5%	17.1%
Disaster management	0.0%	0.0%	0.0%	2.8%	0.0%	0.0%	0.0%	0.0%	0.0%	0.0%
Information and communications technology	0.0%	0.0%	0.0%	2.8%	10.0%	0.0%	0.0%	0.0%	0.0%	0.0%

*Significantly different between stakeholder groups

A. General Issues facing Brazil (continued)

Poverty reduction is a broad term that encompasses work in many different areas. Which THREE areas of development listed below do you believe would contribute most to reducing poverty in Brazil? (Choose no more than THREE)

Percentage of Respondents (Responses combined)	Office of the President/ Minister	Office of Parliamentarian	Employee of a Ministry	PMU/ Consultant on WBG project	Local Government	Private Sector	Financial Sector/ Private Bank	Civil Society	Academia	Other
Water and sanitation	14.3%	0.0%	12.1%	36.1%	30.0%	38.1%	7.7%	15.8%	26.9%	22.9%
Equality of opportunity*	35.7%	37.5%	57.6%	25.0%	10.0%	14.3%	7.7%	47.4%	34.6%	40.0%
Rural development	14.3%	0.0%	12.1%	13.9%	10.0%	14.3%	0.0%	0.0%	0.0%	11.4%
Climate change	0.0%	0.0%	0.0%	2.8%	0.0%	9.5%	0.0%	0.0%	0.0%	2.9%
Global/regional integration	7.1%	0.0%	0.0%	5.6%	0.0%	0.0%	0.0%	0.0%	9.6%	0.0%
Gender equity	0.0%	0.0%	6.1%	0.0%	0.0%	4.8%	0.0%	0.0%	5.8%	0.0%
Economic growth	50.0%	25.0%	39.4%	36.1%	50.0%	28.6%	53.8%	10.5%	25.0%	22.9%
Urban development	0.0%	0.0%	0.0%	2.8%	20.0%	9.5%	0.0%	15.8%	3.8%	8.6%
Regulatory framework	0.0%	0.0%	0.0%	0.0%	0.0%	0.0%	0.0%	5.3%	0.0%	0.0%
Social protection	14.3%	25.0%	12.1%	11.1%	10.0%	4.8%	0.0%	5.3%	9.6%	14.3%
Law and justice	7.1%	0.0%	3.0%	2.8%	0.0%	0.0%	7.7%	0.0%	1.9%	0.0%
Transport	0.0%	0.0%	0.0%	5.6%	0.0%	9.5%	7.7%	5.3%	3.8%	2.9%
Crime and violence	7.1%	0.0%	0.0%	0.0%	10.0%	4.8%	0.0%	0.0%	3.8%	2.9%
Communicable/non-communicable diseases	0.0%	0.0%	0.0%	0.0%	0.0%	0.0%	0.0%	0.0%	0.0%	0.0%
Information and communications technology	0.0%	0.0%	3.0%	0.0%	0.0%	0.0%	0.0%	5.3%	1.9%	0.0%
Anti-corruption*	14.3%	37.5%	3.0%	5.6%	0.0%	23.8%	30.8%	5.3%	11.5%	14.3%
Education	57.1%	87.5%	75.8%	58.3%	70.0%	52.4%	76.9%	47.4%	71.2%	62.9%
Foreign direct investment	0.0%	0.0%	0.0%	0.0%	0.0%	0.0%	0.0%	0.0%	0.0%	0.0%
Energy	0.0%	0.0%	0.0%	0.0%	0.0%	0.0%	0.0%	0.0%	0.0%	0.0%
Public sector governance/ reform	21.4%	12.5%	15.2%	38.9%	20.0%	14.3%	30.8%	21.1%	34.6%	14.3%
Private sector development	7.1%	0.0%	3.0%	8.3%	0.0%	4.8%	0.0%	5.3%	9.6%	5.7%
Natural resource management	0.0%	0.0%	3.0%	2.8%	0.0%	0.0%	7.7%	10.5%	0.0%	5.7%
Environmental sustainability	0.0%	0.0%	0.0%	5.6%	0.0%	4.8%	7.7%	21.1%	1.9%	8.6%
Health	7.1%	25.0%	12.1%	5.6%	20.0%	19.0%	23.1%	5.3%	7.7%	2.9%
Agricultural development	0.0%	0.0%	3.0%	2.8%	0.0%	0.0%	0.0%	15.8%	1.9%	0.0%
Disaster management	0.0%	0.0%	0.0%	0.0%	0.0%	0.0%	0.0%	0.0%	0.0%	0.0%
Job creation/employment	35.7%	37.5%	30.3%	22.2%	40.0%	33.3%	30.8%	31.6%	21.2%	40.0%
Financial markets*	0.0%	0.0%	0.0%	0.0%	0.0%	0.0%	7.7%	0.0%	0.0%	0.0%
Trade and exports	0.0%	0.0%	0.0%	2.8%	0.0%	0.0%	0.0%	0.0%	3.8%	0.0%
Welfare of the vulnerable population*	7.1%	12.5%	6.1%	5.6%	10.0%	0.0%	0.0%	26.3%	1.9%	11.4%

*Significantly different between stakeholder groups

A. General Issues facing Brazil (continued)

When thinking about the idea of “shared prosperity” in your country, which of the following TWO best illustrate how this would be achieved in Brazil? (Choose no more than TWO)

Percentage of Respondents (Responses combined)	Office of the President/ Minister	Office of Parliamentarian	Employee of a Ministry	PMU/ Consultant on WBG project	Local Government	Private Sector	Financial Sector/ Private Bank	Civil Society	Academia	Other
Sustained economic growth	61.5%	37.5%	39.4%	61.1%	66.7%	57.1%	76.9%	25.0%	53.8%	42.9%
More reliable social safety net	7.7%	0.0%	12.1%	19.4%	22.2%	4.8%	0.0%	15.0%	19.2%	8.6%
Greater access to micro-finance for the poor	0.0%	0.0%	0.0%	5.6%	0.0%	0.0%	0.0%	10.0%	0.0%	0.0%
Greater voice and participation for citizens to help ensure greater accountability*	0.0%	0.0%	6.1%	5.6%	0.0%	0.0%	7.7%	40.0%	1.9%	8.6%
Greater access to health and nutrition for citizens	15.4%	0.0%	6.1%	2.8%	0.0%	9.5%	15.4%	15.0%	9.6%	8.6%
Better entrepreneurial opportunities	7.7%	12.5%	15.2%	11.1%	0.0%	19.0%	0.0%	5.0%	3.8%	5.7%
A growing middle class	7.7%	0.0%	3.0%	2.8%	0.0%	4.8%	0.0%	0.0%	1.9%	0.0%
Better opportunity for the poor who live in rural areas	7.7%	0.0%	0.0%	5.6%	11.1%	9.5%	0.0%	0.0%	1.9%	5.7%
Better opportunity for the poor who live in urban areas	0.0%	0.0%	3.0%	2.8%	11.1%	0.0%	0.0%	5.0%	0.0%	5.7%
Better employment opportunities for young people	7.7%	12.5%	6.1%	5.6%	0.0%	0.0%	0.0%	15.0%	5.8%	14.3%
Better employment opportunities for women	0.0%	12.5%	0.0%	0.0%	0.0%	4.8%	0.0%	0.0%	1.9%	5.7%
Greater equity of fiscal policy	15.4%	25.0%	21.2%	5.6%	11.1%	4.8%	7.7%	15.0%	9.6%	20.0%
Education and training that better ensure job opportunity	46.2%	87.5%	63.6%	61.1%	77.8%	71.4%	76.9%	45.0%	61.5%	51.4%
Better quality public services	7.7%	12.5%	15.2%	11.1%	0.0%	14.3%	0.0%	10.0%	21.2%	17.1%
Other	0.0%	0.0%	3.0%	0.0%	0.0%	0.0%	7.7%	0.0%	5.8%	5.7%

*Significantly different between stakeholder groups

Do you think the gap between the rich and the poor is a very big problem, a moderately big problem, a small problem or not a problem at all in Brazil?*

Percentage of Respondents	Office of the President/ Minister	Office of Parliamentarian	Employee of a Ministry	PMU/ Consultant on WBG project	Local Government	Private Sector	Financial Sector/ Private Bank	Civil Society	Academia	Other
A very big problem	61.5%	75.0%	75.8%	68.6%	55.6%	61.9%	75.0%	94.7%	75.0%	85.3%
A moderately big problem	30.8%	25.0%	21.2%	31.4%	11.1%	33.3%	25.0%	5.3%	21.2%	11.8%
A small problem	-	-	3.0%	-	11.1%	4.8%	-	-	3.8%	-
Not a problem at all	7.7%	-	-	-	-	-	-	-	-	2.9%
Don't know	-	-	-	-	22.2%	-	-	-	-	-

*Significantly different between stakeholder groups

A. General Issues facing Brazil (continued)

In your view, is global climate change a very serious problem, somewhat serious, not too serious, or not a problem?

Percentage of Respondents	Office of the President/Minister	Office of Parliamentarian	Employee of a Ministry	PMU/Consultant on WBG project	Local Government	Private Sector	Financial Sector/Private Bank	Civil Society	Academia	Other
A very serious problem	53.8%	55.6%	51.5%	47.2%	44.4%	61.9%	76.9%	63.2%	50.0%	80.0%
A somewhat serious problem	38.5%	33.3%	42.4%	38.9%	44.4%	33.3%	23.1%	31.6%	44.2%	17.1%
Not too serious problem	7.7%	11.1%	3.0%	8.3%	11.1%	4.8%	-	5.3%	5.8%	-
Not a problem	-	-	-	2.8%	-	-	-	-	-	-
Don't know	-	-	3.0%	2.8%	-	-	-	-	-	2.9%

B. Overall Attitudes toward the World Bank Group

How familiar are you with the work of these organizations in Brazil? (1-Not familiar at all, 10-Extremely familiar)

	Office of the President/Minister			Office of Parliamentarian			Employee of a Ministry			PMU/Consultant on WBG project			Local Government			Private Sector			Financial Sector/Private Bank			Civil Society			Academia			Other		
	N	Mean	SD	N	Mean	SD	N	Mean	SD	N	Mean	SD	N	Mean	SD	N	Mean	SD	N	Mean	SD	N	Mean	SD	N	Mean	SD	N	Mean	SD
World Bank Group (WBG)*	12	6.25	2.49	8	4.50	3.21	33	5.88	2.79	35	7.69	2.42	9	8.44	1.01	21	5.62	2.20	13	6.00	2.08	19	5.26	1.91	50	6.68	2.17	34	6.44	2.83
Inter-American Development Bank (IDB/BID)	12	6.17	2.08	8	5.88	3.31	33	5.61	2.46	35	6.34	2.65	9	8.11	1.45	21	5.62	2.04	13	6.00	2.89	20	5.45	2.44	50	6.30	2.44	34	6.24	2.31
Latin American Development Bank (CAF)	12	4.92	2.43	8	3.00	2.56	32	3.28	2.43	35	3.46	2.75	9	5.56	3.17	21	3.19	1.89	13	4.85	2.64	19	3.74	2.13	49	4.00	2.57	34	3.38	2.35
Central American Bank for Economic Integration (CABEI/BCIE)	12	2.50	1.62	8	2.63	2.72	33	2.33	1.92	35	1.71	1.84	8	1.38	0.74	21	2.52	1.75	13	2.69	1.93	19	2.47	1.78	50	2.38	1.73	34	2.76	2.09

*Significantly different between stakeholder groups

Overall, please rate your impression of the effectiveness of these organizations in Brazil. (1-Not effective at all, 10-Very effective)

	Office of the President/Minister			Office of Parliamentarian			Employee of a Ministry			PMU/Consultant on WBG project			Local Government			Private Sector			Financial Sector/Private Bank			Civil Society			Academia			Other		
	N	Mean	SD	N	Mean	SD	N	Mean	SD	N	Mean	SD	N	Mean	SD	N	Mean	SD	N	Mean	SD	N	Mean	SD	N	Mean	SD	N	Mean	SD
World Bank Group (WBG)*	10	7.10	1.97	6	7.00	2.76	21	7.10	1.95	32	8.12	1.90	9	8.11	1.62	19	6.89	1.63	13	6.69	1.55	16	5.50	1.90	45	6.31	1.69	28	6.64	1.99
Inter-American Development Bank (IDB/BID)*	11	7.18	1.83	5	6.60	2.19	20	7.30	1.95	29	7.72	1.93	9	8.00	1.50	19	6.58	1.87	12	6.58	2.47	18	5.50	1.86	43	6.14	1.46	28	6.39	1.95
Latin American Development Bank (CAF)	6	6.17	1.72	4	4.50	3.00	14	5.93	2.27	16	5.56	2.37	7	5.86	2.91	14	4.43	1.87	9	5.33	2.29	13	4.62	2.18	31	4.61	1.94	17	5.35	2.64
Central American Bank for Economic Integration (CABEI/BCIE)	4	4.25	2.22	3	5.00	3.46	12	5.08	2.71	8	3.50	2.51	3	1.33	0.58	13	3.69	2.21	7	4.57	2.23	7	3.14	2.04	24	2.87	1.70	15	4.53	2.56

*Significantly different between stakeholder groups

	Office of the President/Minister			Office of Parliamentarian			Employee of a Ministry			PMU/Consultant on WBG project			Local Government			Private Sector			Financial Sector/Private Bank			Civil Society			Academia			Other		
	N	Mean	SD	N	Mean	SD	N	Mean	SD	N	Mean	SD	N	Mean	SD	N	Mean	SD	N	Mean	SD	N	Mean	SD	N	Mean	SD	N	Mean	SD
To what extent do you believe the WBG's staff is well prepared to help Brazil solve its most complicated development challenges?	12	7.58	1.78	5	8.20	1.79	30	7.07	1.96	34	8.12	1.77	8	7.25	1.58	20	7.90	1.41	11	7.36	1.75	16	7.13	1.59	38	7.03	2.09	27	7.85	1.75

(1-To no degree at all, 10-To a very significant degree)



B. Overall Attitudes toward the World Bank Group (continued)

When thinking about how the World Bank Group can have the most impact on development results in Brazil, in which sectoral areas do you believe the World Bank Group should focus most of its resources (financial and knowledge services) in Brazil? (Choose no more than THREE)

Percentage of Respondents (Responses combined)	Office of the President/ Minister	Office of Parliamentarian	Employee of a Ministry	PMU/ Consultant on WBG project	Local Government	Private Sector	Financial Sector/ Private Bank	Civil Society	Academia	Other
Health*	8.3%	50.0%	18.2%	14.3%	11.1%	23.8%	53.8%	15.0%	14.0%	11.4%
Crime and violence	0.0%	0.0%	12.1%	2.9%	22.2%	0.0%	0.0%	0.0%	12.0%	8.6%
Transport	0.0%	25.0%	9.1%	25.7%	11.1%	4.8%	15.4%	10.0%	10.0%	2.9%
Agricultural development	0.0%	0.0%	6.1%	2.9%	0.0%	4.8%	7.7%	0.0%	0.0%	0.0%
Global/regional integration	16.7%	12.5%	6.1%	5.7%	0.0%	0.0%	0.0%	10.0%	6.0%	5.7%
Job creation/employment	16.7%	25.0%	15.2%	11.4%	0.0%	9.5%	0.0%	15.0%	14.0%	8.6%
Public sector governance/ reform	33.3%	12.5%	30.3%	37.1%	77.8%	33.3%	38.5%	25.0%	28.0%	20.0%
Social protection	0.0%	0.0%	9.1%	2.9%	0.0%	0.0%	0.0%	0.0%	2.0%	2.9%
Rural development	8.3%	0.0%	6.1%	11.4%	11.1%	9.5%	0.0%	10.0%	2.0%	8.6%
Foreign direct investment	0.0%	0.0%	0.0%	0.0%	0.0%	0.0%	0.0%	0.0%	2.0%	0.0%
Education	50.0%	50.0%	36.4%	28.6%	11.1%	42.9%	69.2%	50.0%	50.0%	45.7%
Energy	8.3%	0.0%	0.0%	0.0%	0.0%	9.5%	7.7%	0.0%	4.0%	0.0%
Gender equity	0.0%	0.0%	6.1%	0.0%	0.0%	0.0%	0.0%	0.0%	6.0%	5.7%
Financial markets	0.0%	0.0%	0.0%	0.0%	0.0%	4.8%	0.0%	0.0%	0.0%	0.0%
Urban development	0.0%	0.0%	6.1%	11.4%	22.2%	23.8%	7.7%	20.0%	8.0%	17.1%
Environmental sustainability	8.3%	12.5%	18.2%	17.1%	11.1%	23.8%	30.8%	20.0%	12.0%	17.1%
Economic growth	58.3%	37.5%	21.2%	28.6%	33.3%	33.3%	30.8%	10.0%	18.0%	28.6%
Private sector development	0.0%	12.5%	3.0%	5.7%	0.0%	4.8%	0.0%	5.0%	6.0%	0.0%
Water and sanitation	33.3%	25.0%	12.1%	31.4%	22.2%	19.0%	7.7%	15.0%	22.0%	8.6%
Welfare of the vulnerable population	0.0%	12.5%	12.1%	2.9%	0.0%	0.0%	0.0%	20.0%	4.0%	11.4%
Climate change	8.3%	0.0%	12.1%	8.6%	11.1%	19.0%	0.0%	10.0%	4.0%	11.4%
Information and communications technology	0.0%	0.0%	0.0%	5.7%	0.0%	0.0%	0.0%	5.0%	0.0%	0.0%
Trade and exports	8.3%	0.0%	0.0%	0.0%	0.0%	4.8%	0.0%	0.0%	4.0%	2.9%
Equality of opportunity	16.7%	12.5%	21.2%	8.6%	11.1%	4.8%	0.0%	15.0%	20.0%	22.9%
Law and justice	0.0%	0.0%	0.0%	0.0%	0.0%	0.0%	0.0%	0.0%	6.0%	2.9%
Regulatory framework	0.0%	0.0%	0.0%	0.0%	0.0%	0.0%	0.0%	0.0%	2.0%	2.9%
Communicable/non-communicable diseases	0.0%	0.0%	0.0%	0.0%	0.0%	0.0%	0.0%	0.0%	0.0%	0.0%
Natural resource management	0.0%	0.0%	6.1%	8.6%	0.0%	4.8%	0.0%	15.0%	2.0%	14.3%
Poverty reduction	16.7%	12.5%	12.1%	17.1%	33.3%	4.8%	15.4%	30.0%	26.0%	20.0%
Anti-corruption	8.3%	0.0%	6.1%	2.9%	0.0%	9.5%	15.4%	0.0%	8.0%	11.4%
Disaster management	0.0%	0.0%	3.0%	0.0%	0.0%	4.8%	0.0%	0.0%	0.0%	0.0%

*Significantly different between stakeholder groups

B. Overall Attitudes toward the World Bank Group (continued)

When thinking about the World Bank Group's role, which activity do you believe is of greatest VALUE and which activity is of second greatest value in Brazil?

Greatest Value Percentage of Respondents	Office of the President/ Minister	Office of Parliamentarian	Employee of a Ministry	PMU/ Consultant on WBG project	Local Government	Private Sector	Financial Sector/ Private Bank	Civil Society	Academia	Other
Policy advice, studies, analyses	25.0%	0.0%	9.4%	14.7%	0.0%	14.3%	23.1%	15.8%	16.3%	3.0%
Data and statistics	0.0%	12.5%	0.0%	2.9%	0.0%	0.0%	7.7%	5.3%	8.2%	6.1%
Convening/Facilitating	0.0%	0.0%	3.1%	0.0%	0.0%	0.0%	0.0%	0.0%	0.0%	3.0%
Financial resources	16.7%	50.0%	21.9%	38.2%	77.8%	19.0%	38.5%	26.3%	38.8%	30.3%
Capacity development	25.0%	25.0%	28.1%	17.6%	0.0%	9.5%	30.8%	26.3%	20.4%	21.2%
Technical assistance	25.0%	0.0%	6.3%	8.8%	22.2%	14.3%	0.0%	0.0%	2.0%	6.1%
Discipline/effective supervision to implementation of investment projects	8.3%	12.5%	12.5%	17.6%	0.0%	38.1%	0.0%	15.8%	10.2%	24.2%
Mobilizing third party financial resources	0.0%	0.0%	3.1%	0.0%	0.0%	4.8%	0.0%	10.5%	2.0%	0.0%
Donor coordination	0.0%	0.0%	3.1%	0.0%	0.0%	0.0%	0.0%	0.0%	0.0%	0.0%
Linkage to non-Bank expertise*	0.0%	0.0%	12.5%	0.0%	0.0%	0.0%	0.0%	0.0%	0.0%	6.1%
Other	0.0%	0.0%	0.0%	0.0%	0.0%	0.0%	0.0%	0.0%	2.0%	0.0%

*Significantly different between stakeholder groups

2 nd Greatest Value Percentage of Respondents	Office of the President/ Minister	Office of Parliamentarian	Employee of a Ministry	PMU/ Consultant on WBG project	Local Government	Private Sector	Financial Sector/ Private Bank	Civil Society	Academia	Other
Policy advice, studies, analyses	16.7%	0.0%	12.9%	17.6%	0.0%	19.0%	23.1%	0.0%	16.3%	25.0%
Data and statistics	8.3%	0.0%	6.5%	0.0%	0.0%	0.0%	0.0%	5.3%	16.3%	6.3%
Convening/Facilitating	0.0%	12.5%	3.2%	0.0%	0.0%	4.8%	0.0%	5.3%	0.0%	3.1%
Financial resources	25.0%	37.5%	9.7%	14.7%	22.2%	23.8%	30.8%	21.1%	2.0%	12.5%
Capacity development	16.7%	12.5%	19.4%	17.6%	11.1%	23.8%	15.4%	15.8%	20.4%	12.5%
Technical assistance	8.3%	12.5%	16.1%	11.8%	33.3%	0.0%	7.7%	21.1%	8.2%	3.1%
Discipline/effective supervision to implementation of investment projects	25.0%	12.5%	25.8%	23.5%	22.2%	23.8%	23.1%	10.5%	12.2%	25.0%
Mobilizing third party financial resources	0.0%	12.5%	3.2%	5.9%	11.1%	4.8%	0.0%	15.8%	16.3%	9.4%
Donor coordination	0.0%	0.0%	3.2%	5.9%	0.0%	0.0%	0.0%	5.3%	2.0%	0.0%
Linkage to non-Bank expertise	0.0%	0.0%	0.0%	2.9%	0.0%	0.0%	0.0%	0.0%	4.1%	3.1%
Other	0.0%	0.0%	0.0%	0.0%	0.0%	0.0%	0.0%	0.0%	2.0%	0.0%

B. Overall Attitudes toward the World Bank Group (continued)

Which of the following do you identify as the World Bank Group's greatest WEAKNESSES in its work in Brazil? (Choose no more than TWO)

Percentage of Respondents (Responses combined)	Office of the President/ Minister	Office of Parliamentarian	Employee of a Ministry	PMU/ Consultant on WBG project	Local Government	Private Sector	Financial Sector/ Private Bank	Civil Society	Academia	Other
Too influenced by developed countries*	41.7%	37.5%	37.5%	8.8%	0.0%	19.0%	7.7%	47.4%	28.6%	22.6%
Not exploring alternative policy options	8.3%	25.0%	18.8%	0.0%	22.2%	9.5%	0.0%	21.1%	12.2%	19.4%
Not collaborating enough with stakeholders outside the Government*	16.7%	0.0%	3.1%	8.8%	0.0%	9.5%	0.0%	42.1%	10.2%	22.6%
Its advice and strategies do not lend themselves to practical problem solving	0.0%	0.0%	21.9%	20.6%	22.2%	4.8%	7.7%	0.0%	10.2%	9.7%
Not enough public disclosure of its work*	0.0%	12.5%	12.5%	11.8%	11.1%	42.9%	7.7%	21.1%	26.5%	9.7%
Arrogant in its approach	0.0%	12.5%	3.1%	0.0%	0.0%	0.0%	0.0%	0.0%	4.1%	0.0%
Not client-focused	8.3%	12.5%	9.4%	0.0%	0.0%	0.0%	0.0%	0.0%	0.0%	3.2%
The credibility of its knowledge/data	0.0%	0.0%	0.0%	5.9%	0.0%	0.0%	0.0%	0.0%	2.0%	0.0%
World Bank Group's processes too complex	16.7%	25.0%	18.8%	26.5%	22.2%	28.6%	23.1%	5.3%	12.2%	19.4%
Not willing to honestly criticize policies and reform efforts in the country	8.3%	12.5%	6.3%	2.9%	0.0%	4.8%	15.4%	5.3%	12.2%	3.2%
Staff too inaccessible	0.0%	0.0%	0.0%	0.0%	0.0%	0.0%	0.0%	0.0%	8.2%	0.0%
Imposing technocratic solutions without regard to political realities	8.3%	12.5%	12.5%	5.9%	0.0%	0.0%	0.0%	5.3%	10.2%	0.0%
World Bank Group's processes too slow*	16.7%	0.0%	12.5%	44.1%	55.6%	28.6%	30.8%	10.5%	10.2%	9.7%
Not aligned with other donors' work	0.0%	0.0%	0.0%	0.0%	0.0%	0.0%	0.0%	5.3%	0.0%	0.0%
Not aligned with country priorities	16.7%	0.0%	0.0%	0.0%	0.0%	4.8%	0.0%	0.0%	2.0%	3.2%
Not adequately sensitive to political/social realities in Brazil	0.0%	0.0%	9.4%	2.9%	0.0%	4.8%	7.7%	15.8%	14.3%	6.5%
Other	8.3%	0.0%	0.0%	2.9%	0.0%	4.8%	7.7%	5.3%	2.0%	9.7%
Don't know	8.3%	12.5%	6.3%	14.7%	22.2%	14.3%	30.8%	5.3%	6.1%	16.1%

*Significantly different between stakeholder groups

B. Overall Attitudes toward the World Bank Group (continued)

Which World Bank Group's instruments do you believe are the MOST effective in reducing poverty in Brazil? (Choose no more than TWO)

Percentage of Respondents (Responses combined)	Office of the President/ Minister	Office of Parliamentarian	Employee of a Ministry	PMU/ Consultant on WBG project	Local Government	Private Sector	Financial Sector/ Private Bank	Civil Society	Academia	Other
Trust Fund management	8.3%	0.0%	3.0%	9.1%	0.0%	4.8%	0.0%	12.5%	6.1%	2.9%
Knowledge products/services	25.0%	0.0%	21.2%	6.1%	0.0%	19.0%	7.7%	12.5%	20.4%	23.5%
Capacity development	41.7%	37.5%	39.4%	33.3%	11.1%	47.6%	46.2%	50.0%	38.8%	38.2%
Technical assistance	41.7%	25.0%	45.5%	48.5%	33.3%	47.6%	53.8%	43.8%	38.8%	23.5%
Investment lending	50.0%	25.0%	30.3%	39.4%	77.8%	52.4%	53.8%	18.8%	34.7%	38.2%
Policy based lending / budget support to the Government	25.0%	25.0%	24.2%	30.3%	33.3%	14.3%	7.7%	18.8%	22.4%	17.6%
Multi-sectoral approaches	8.3%	25.0%	24.2%	24.2%	44.4%	14.3%	7.7%	25.0%	18.4%	20.6%
Other	0.0%	0.0%	0.0%	0.0%	0.0%	0.0%	0.0%	6.3%	0.0%	5.9%
Don't know	0.0%	12.5%	0.0%	0.0%	0.0%	0.0%	7.7%	6.3%	4.1%	8.8%

*Significantly different between stakeholder groups

To what extent do you believe that the World Bank Group's work and support help the poorest in Brazil?*

Percentage of Respondents	Office of the President/ Minister	Office of Parliamentarian	Employee of a Ministry	PMU/ Consultant on WBG project	Local Government	Private Sector	Financial Sector/ Private Bank	Civil Society	Academia	Other
To a fully sufficient degree	-	-	3%	3%	-	5%	8%	-	2%	3%
To a somewhat sufficient degree	50%	13%	38%	61%	25%	57%	23%	13%	20%	35%
To a somewhat insufficient degree	42%	38%	28%	24%	38%	33%	23%	63%	45%	29%
To a very insufficient degree	-	25%	9%	6%	-	-	15%	19%	8%	9%
Don't know	8%	25%	22%	6%	38%	5%	31%	6%	24%	24%

*Significantly different between stakeholder groups

To what extent do you agree with the following statements about the World Bank Group's work in Brazil? (1-Strongly disagree, 10-Strongly agree)

	Office of the President/Minister			Office of Parliamentarian			Employee of a Ministry			PMU/Consultant on WBG project			Local Government			Private Sector			Financial Sector/Private Bank			Civil Society			Academia			Other		
	N	Mean	SD	N	Mean	SD	N	Mean	SD	N	Mean	SD	N	Mean	SD	N	Mean	SD	N	Mean	SD	N	Mean	SD	N	Mean	SD	N	Mean	SD
Overall the World Bank Group currently plays a relevant role in development in Brazil*	12	5.75	1.49	7	6.14	2.91	32	6.31	2.24	33	7.55	1.91	9	7.11	1.54	19	6.21	1.84	10	5.80	2.78	15	4.93	2.02	46	5.17	1.90	28	6.68	2.11
The WBG's work is aligned with what I consider the development priorities for Brazil*	11	6.36	1.80	7	6.86	2.19	30	5.60	2.27	33	7.48	2.05	7	7.57	1.51	20	6.10	1.89	12	6.83	2.33	15	5.33	1.80	43	5.23	2.16	28	6.75	1.96

*Significantly different between stakeholder groups

B. Overall Attitudes toward the World Bank Group (continued)

To what extent is the World Bank Group an effective development partner in Brazil, in terms of each of the following? (1-To no degree at all, 10-To a very significant degree)

	Office of the President/Minister			Office of Parliamentarian			Employee of a Ministry			PMU/Consultant on WBG project			Local Government			Private Sector			Financial Sector/Private Bank			Civil Society			Academia			Other		
	N	Mean	SD	N	Mean	SD	N	Mean	SD	N	Mean	SD	N	Mean	SD	N	Mean	SD	N	Mean	SD	N	Mean	SD	N	Mean	SD	N	Mean	SD
Responsiveness to needs*	8	7.62	0.92	3	8.00	1.73	22	6.68	2.38	29	8.07	1.53	6	6.33	2.66	19	6.58	1.61	10	6.40	2.07	12	4.92	2.15	31	5.42	2.03	17	7.12	1.87
Flexibility (in terms of the institution's products and services)*	8	6.88	1.46	3	6.67	0.58	23	5.83	1.88	28	7.43	1.48	8	6.75	2.12	19	6.05	2.01	11	5.82	2.04	13	4.92	2.22	30	5.33	1.71	23	6.13	1.77
Flexibility (in terms of changing country circumstances)*	8	6.88	1.36	3	6.67	0.58	22	5.82	1.76	30	7.53	1.70	7	7.29	1.98	19	5.58	2.09	11	5.45	2.21	13	4.85	1.91	34	5.06	1.86	25	6.32	1.80
Being inclusive*	8	7.25	1.91	4	7.75	1.50	23	6.09	2.04	26	8.12	1.37	6	7.17	2.48	16	5.75	1.57	9	6.89	2.62	13	4.69	2.10	36	5.08	2.09	21	6.67	1.91
Openness (sharing data and other information)*	9	7.89	1.90	4	6.50	2.89	25	7.00	1.87	30	8.23	1.85	9	7.22	2.59	20	6.90	1.94	12	7.33	1.92	13	5.77	2.49	41	6.80	2.10	25	7.24	1.74
Collaboration with the Government*	11	7.91	1.76	4	6.50	2.89	27	7.07	1.98	31	8.58	1.46	9	8.00	1.73	15	6.80	2.08	5	7.20	2.05	15	6.13	1.89	34	6.56	1.89	27	7.67	1.66
The speed in which it gets things accomplished on the ground*	9	6.11	1.76	4	5.50	2.38	22	6.82	1.44	30	7.47	2.06	8	6.25	2.25	19	5.32	2.19	10	4.90	2.03	11	5.00	2.57	28	5.50	1.67	22	6.86	2.36
Ease of access to the people at the World Bank Group who are making decisions important to my work*	11	8.00	2.10	3	6.00	1.00	23	7.22	2.09	31	8.55	1.96	8	7.63	1.85	14	7.00	1.57	11	5.91	2.02	13	5.15	2.58	26	5.15	2.26	22	6.82	2.09
Collaboration with civil society*	10	6.80	1.40	4	5.00	2.71	21	6.00	2.12	24	8.13	1.54	4	6.00	1.83	16	5.88	2.22	10	5.80	1.93	16	4.63	2.19	34	5.41	1.99	24	6.25	2.19
Staff accessibility*	9	7.89	1.62	3	5.67	1.16	23	7.48	1.90	28	8.50	1.95	9	8.00	1.41	17	7.59	1.66	11	6.73	1.19	13	5.85	3.00	29	5.62	2.16	21	6.81	2.25
Collaboration with other donors and development partners*	8	6.63	1.41	3	6.00	1.00	15	7.07	1.98	16	8.06	1.73	3	5.33	2.52	10	5.80	1.62	6	7.17	1.17	7	4.86	2.55	22	6.00	1.48	14	7.07	1.39
Collaboration with the private sector	7	6.43	1.27	3	6.00	1.00	12	7.33	2.02	13	7.46	1.76	3	5.67	2.52	15	6.73	2.31	11	7.18	1.25	10	5.90	1.91	27	6.19	1.90	18	7.17	1.86
Straightforwardness and honesty*	9	8.33	1.41	3	7.33	1.53	24	7.92	1.98	29	9.28	0.96	7	8.71	1.80	18	8.50	1.58	12	8.17	1.85	14	6.64	2.65	31	6.74	2.28	23	8.00	1.95
Treating clients and stakeholders in Brazil with respect*	9	8.89	1.05	3	7.33	1.53	28	8.36	1.70	30	9.33	0.88	8	8.50	2.51	17	8.41	1.91	12	8.25	1.36	13	7.31	2.25	31	7.26	1.79	23	8.57	1.31
Being a long-term partner*	11	8.64	2.16	5	8.60	1.95	30	8.87	1.38	30	9.40	1.16	9	8.89	1.36	19	8.79	1.69	12	8.83	1.12	13	7.23	2.49	35	7.97	1.81	25	8.64	1.41

*Significantly different between stakeholder groups

B. Overall Attitudes toward the World Bank Group (continued)

When World Bank Group assisted reform efforts fail or are slow to take place, which of the following would you attribute this to? (Choose no more than TWO)

Percentage of Respondents (Responses combined)	Office of the President/ Minister	Office of Parliamentarian	Employee of a Ministry	PMU/ Consultant on WBG project	Local Government	Private Sector	Financial Sector/ Private Bank	Civil Society	Academia	Other
The Government works inefficiently	27.3%	50.0%	28.1%	36.4%	25.0%	66.7%	50.0%	25.0%	50.0%	34.4%
Poor donor coordination	0.0%	16.7%	3.1%	3.0%	0.0%	0.0%	0.0%	0.0%	6.8%	3.1%
The World Bank Group is not sensitive enough to political/social realities on the ground	9.1%	16.7%	28.1%	15.2%	25.0%	14.3%	8.3%	25.0%	22.7%	9.4%
Lack of/inadequate levels of capacity in Government	54.5%	16.7%	40.6%	45.5%	50.0%	33.3%	16.7%	25.0%	27.3%	34.4%
There is not an adequate level of citizen/civil society participation*	0.0%	16.7%	3.1%	0.0%	0.0%	14.3%	8.3%	56.3%	18.2%	25.0%
The World Bank Group works too slowly*	18.2%	0.0%	12.5%	18.2%	50.0%	23.8%	25.0%	0.0%	6.8%	6.3%
The World Bank Group does not do adequate follow through/follow-up	18.2%	0.0%	9.4%	3.0%	0.0%	0.0%	8.3%	12.5%	11.4%	18.8%
Political pressures and obstacles	18.2%	16.7%	21.9%	24.2%	12.5%	23.8%	16.7%	31.3%	25.0%	25.0%
Reforms are not well thought out in light of country challenges	9.1%	33.3%	18.8%	15.2%	25.0%	19.0%	0.0%	12.5%	18.2%	25.0%
Other	18.2%	16.7%	3.1%	6.1%	0.0%	0.0%	25.0%	6.3%	2.3%	12.5%

*Significantly different between stakeholder groups

C. World Bank Group's Effectiveness and Results

In your opinion, how IMPORTANT is it for the World Bank Group to be involved in the following areas of development in Brazil? (1-Not important at all, 10-Very important)

	Office of the President/Minister			Office of Parliamentarian			Employee of a Ministry			PMU/Consultant on WBG project			Local Government			Private Sector			Financial Sector/Private Bank			Civil Society			Academia			Other		
	N	Mean	SD	N	Mean	SD	N	Mean	SD	N	Mean	SD	N	Mean	SD	N	Mean	SD	N	Mean	SD	N	Mean	SD	N	Mean	SD	N	Mean	SD
Crime and violence	9	6.00	3.32	4	6.50	4.04	18	6.56	2.62	22	6.68	3.17	6	6.83	2.93	15	6.27	2.28	10	5.70	2.71	13	5.08	2.81	35	6.74	2.63	22	6.64	2.80
Financial markets	9	6.89	2.62	4	6.50	3.00	18	7.11	2.06	21	6.10	2.49	6	5.67	1.63	15	7.33	1.45	11	7.91	1.87	13	5.38	2.66	39	5.67	2.46	23	6.52	2.71
Transport	10	7.30	1.95	3	8.67	1.53	18	7.28	1.99	30	8.53	1.83	9	6.89	2.21	19	7.74	1.94	10	7.90	1.37	14	7.07	2.02	38	7.61	2.07	23	7.78	1.68
Anti-corruption	9	7.11	2.03	4	7.25	2.63	18	7.44	2.15	26	7.42	2.90	6	6.67	3.27	18	8.33	1.72	10	7.90	2.28	12	6.92	2.07	36	6.28	2.79	19	7.79	2.32
Law and justice	8	5.38	3.07	4	7.25	2.63	16	7.19	2.37	21	6.38	2.94	5	4.80	3.27	16	6.50	2.31	11	5.00	2.45	13	5.62	2.76	37	5.73	2.47	17	6.47	2.98
Urban development	9	7.22	1.99	4	8.00	1.83	22	8.32	1.81	28	8.25	2.12	7	8.14	2.12	20	7.80	1.74	11	7.82	1.33	15	7.93	2.28	40	7.13	1.99	26	8.19	2.25
Environmental sustainability*	9	7.11	3.14	4	8.00	1.83	25	8.44	1.39	32	8.72	1.82	8	7.38	1.85	21	7.95	1.63	11	8.64	1.29	15	7.20	1.97	40	7.32	2.13	25	8.48	1.81
Trade and exports*	9	7.89	1.45	4	8.00	1.83	19	7.21	1.84	21	7.52	2.34	5	3.40	2.61	15	6.73	1.83	9	6.78	2.64	12	5.75	3.70	36	6.67	2.31	21	7.29	1.93
Information and communications technology	9	7.11	2.62	4	8.00	1.83	21	7.52	1.89	26	8.54	1.84	6	5.83	2.79	15	7.33	1.63	9	6.33	2.35	14	7.14	3.06	37	6.86	2.10	21	7.86	2.29
Poverty reduction	9	7.78	2.99	4	8.50	2.38	24	8.08	1.93	32	8.53	1.97	9	8.00	1.87	21	7.86	2.15	10	8.20	1.81	15	7.87	2.50	41	7.93	2.10	26	7.85	2.60
Gender equity	9	7.56	2.88	4	7.25	2.63	19	6.89	2.73	25	8.16	2.01	8	6.25	2.44	17	7.35	2.47	10	6.90	3.14	14	7.36	2.68	37	6.68	2.25	20	7.85	2.60
Private sector development*	9	8.00	1.50	4	6.75	1.71	18	7.50	1.76	24	7.04	2.31	5	3.80	2.17	17	7.76	1.75	11	6.45	2.66	15	5.60	3.02	37	6.73	2.46	21	7.19	2.25
Foreign direct investment*	9	8.44	1.51	4	6.75	1.71	18	7.61	2.33	22	7.36	2.46	5	4.40	2.30	16	7.38	1.78	11	7.27	1.49	13	5.69	2.81	34	6.79	2.43	20	7.15	2.18
Water and sanitation	9	7.67	2.40	4	9.25	1.50	19	7.74	2.10	31	8.52	2.11	8	8.13	1.64	17	8.00	2.06	9	7.67	1.32	14	7.79	2.49	38	8.11	2.12	24	8.33	2.12
Regulatory framework*	9	5.89	3.26	3	7.33	1.53	18	7.50	1.95	23	7.22	2.26	5	3.60	2.41	16	7.44	1.75	9	5.67	2.69	12	5.67	1.92	35	6.54	2.54	19	6.63	2.61
Economic growth	10	7.70	2.54	4	9.00	1.41	19	8.00	2.03	30	8.03	2.17	5	5.80	3.56	18	8.00	2.00	11	7.45	1.21	14	7.07	2.65	40	7.45	2.49	23	8.04	2.23
Energy	9	7.44	2.19	4	8.25	1.71	19	8.00	2.21	27	8.00	2.40	4	3.50	1.29	18	7.50	2.20	11	7.09	2.39	11	6.73	2.57	39	7.56	2.46	24	7.21	2.70
Disaster management*	9	6.22	3.15	4	5.75	3.40	21	7.52	2.36	22	8.27	2.03	6	4.50	2.17	15	6.93	2.25	11	6.36	2.98	11	6.91	2.43	33	6.06	2.29	22	7.32	2.19
Public sector governance/ reform	9	7.78	3.03	4	9.00	2.00	21	7.76	2.43	29	8.07	2.19	9	7.67	1.41	19	7.74	2.21	11	7.64	2.38	13	5.62	2.96	39	6.69	3.09	24	7.67	2.39
Job creation/employment	9	7.78	1.20	3	10.00	0.00	21	8.00	2.12	26	8.12	2.25	6	5.67	2.73	17	7.29	1.80	9	7.33	2.12	12	6.33	2.71	38	6.87	2.38	23	7.35	2.19
Communicable/non-communicable diseases	8	7.13	2.85	4	6.75	4.03	21	7.10	2.47	20	7.60	2.44	6	4.67	2.16	14	6.79	1.76	10	6.50	2.72	13	6.23	2.46	35	6.49	2.54	20	6.75	2.25
Equality of opportunity	8	7.12	3.04	4	9.25	1.50	22	7.55	2.26	26	8.08	1.98	8	6.50	2.83	16	7.12	2.13	11	7.45	2.38	13	7.15	2.58	39	6.72	2.48	22	7.91	2.47
Social protection	8	6.63	2.62	4	6.75	4.27	18	7.11	2.72	24	7.29	2.33	6	5.50	2.35	13	6.54	1.81	10	6.40	2.55	13	5.85	2.67	36	5.94	2.51	21	6.57	2.29
Rural development	9	6.67	3.08	4	9.25	1.50	24	7.58	2.38	28	8.39	1.95	7	6.86	2.55	16	7.25	1.84	10	7.30	1.77	14	7.50	2.59	36	6.64	2.10	23	7.26	2.77
Global/regional integration	10	6.70	2.87	4	9.25	1.50	22	7.18	2.65	25	8.40	2.02	3	4.67	2.31	17	7.82	1.81	11	7.18	2.32	14	7.14	2.83	38	7.13	2.27	23	8.00	2.17
Welfare of the vulnerable population	8	7.25	3.15	4	8.75	1.89	20	7.20	2.57	27	7.85	2.45	8	6.50	3.07	15	7.27	1.79	10	7.60	2.27	12	6.50	3.18	34	5.85	2.63	24	7.13	3.00
Natural resource management	10	6.50	3.27	4	8.00	1.83	22	7.73	1.98	27	8.44	1.93	7	6.86	2.12	16	7.06	1.57	11	8.18	1.08	13	6.46	2.90	36	6.58	2.57	22	7.55	2.87
Health*	9	6.56	3.09	4	9.00	2.00	22	7.73	2.53	26	8.42	2.12	8	6.50	2.83	15	8.47	1.30	10	7.80	1.32	11	6.45	2.95	33	6.76	2.26	21	8.24	2.14
Climate change	10	7.00	2.94	4	8.00	1.83	25	7.96	1.97	26	8.19	2.42	7	6.57	2.88	17	8.00	1.77	10	8.70	1.49	15	6.73	2.96	36	6.97	2.16	24	7.88	2.27
Agricultural development	9	6.56	2.96	4	7.75	2.06	22	7.68	2.30	26	8.35	1.92	7	6.43	2.23	17	7.41	2.50	11	7.64	1.86	12	6.75	2.73	37	6.32	2.31	24	7.29	2.71
Education	9	7.56	2.79	4	9.00	2.00	22	8.18	2.26	26	8.81	1.86	8	8.00	2.45	17	8.47	2.13	9	8.00	1.66	13	7.31	2.66	36	7.83	2.59	25	8.36	2.08

*Significantly different between stakeholder groups



C. World Bank Group's Effectiveness and Results (continued)

How EFFECTIVE do you believe the World Bank Group is in terms of the work it does in the following areas of development in Brazil? (1-Not effective at all, 10-Very effective)

	Office of the President/Minister			Office of Parliamentarian			Employee of a Ministry			PMU/Consultant on WBG project			Local Government			Private Sector			Financial Sector/Private Bank			Civil Society			Academia			Other		
	N	Mean	SD	N	Mean	SD	N	Mean	SD	N	Mean	SD	N	Mean	SD	N	Mean	SD	N	Mean	SD	N	Mean	SD	N	Mean	SD	N	Mean	SD
Gender equity	3	5.33	0.58	3	8.33	1.53	10	6.30	1.70	12	7.92	2.11	4	7.25	2.22	4	6.25	2.06	5	6.60	3.29	6	6.50	3.15	15	5.27	1.83	11	7.45	2.12
Information and communications technology*	4	7.50	1.29	3	6.67	1.53	8	6.50	1.77	14	8.00	1.92	2	6.00	2.83	4	6.25	1.50	4	5.50	1.92	6	6.00	2.90	15	5.87	2.13	10	8.40	1.51
Transport	6	6.17	2.14	3	6.67	1.53	8	7.38	1.69	20	8.55	1.79	5	6.60	2.51	10	7.00	1.33	4	7.50	0.58	6	6.67	1.86	21	6.71	2.31	12	7.42	1.98
Crime and violence	2	5.50	0.71	3	7.00	1.00	9	5.78	1.72	5	5.20	2.95	3	4.67	0.58	1	5.00	.	2	6.00	1.41	4	5.75	2.99	15	4.73	2.02	6	6.50	2.26
Law and justice	2	5.50	0.71	3	7.00	1.00	8	5.50	2.07	6	7.17	2.79	2	2.50	2.12	1	5.00	.	2	4.00	4.24	7	6.29	3.04	16	5.00	2.00	4	8.50	1.92
Urban development	6	6.00	2.45	3	7.00	1.00	14	7.36	1.55	19	8.05	1.93	4	7.00	2.16	11	6.64	2.11	5	6.40	3.13	9	7.11	1.54	22	6.77	1.72	11	8.09	1.76
Environmental sustainability	5	7.00	2.12	4	5.75	2.22	17	7.24	1.86	23	8.22	1.95	6	7.17	2.40	14	7.21	1.58	7	7.86	1.68	11	6.73	1.95	25	6.72	2.03	13	7.69	1.75
Regulatory framework*	8	5.75	2.25	3	6.00	2.65	7	6.00	1.41	12	7.67	2.19	2	2.00	1.41	5	7.20	1.48	3	5.33	3.79	2	3.50	2.12	15	5.67	1.76	8	7.13	2.17
Communicable/non-communicable diseases	4	5.75	1.71	3	6.00	2.65	10	6.90	1.97	8	7.63	2.45	2	6.50	3.54	2	4.00	1.41	2	6.00	1.41	5	6.40	2.41	12	6.17	2.41	6	7.83	1.33
Poverty reduction	8	5.88	2.59	3	8.00	1.00	18	7.11	2.06	21	8.10	2.49	7	7.43	2.23	8	6.13	1.96	5	8.60	1.34	10	6.60	2.17	23	6.43	1.81	14	7.79	2.05
Anti-corruption*	4	6.25	1.26	3	6.33	2.08	9	6.44	2.60	12	7.92	2.15	3	7.33	2.89	5	8.00	1.87	2	5.50	2.12	7	6.14	2.73	16	4.37	1.82	6	6.83	1.94
Private sector development	7	6.86	1.46	3	6.00	2.65	9	7.22	1.56	11	7.82	2.09	2	4.50	0.71	10	7.90	1.37	8	7.00	1.85	7	7.43	1.51	17	6.06	2.36	11	7.09	1.30
Foreign direct investment	7	6.86	1.22	3	6.00	2.65	11	7.55	1.70	7	7.43	2.64	2	3.50	2.12	8	7.75	1.49	5	6.40	1.14	6	7.83	1.17	16	6.44	1.86	9	7.22	1.64
Water and sanitation	8	7.00	1.77	3	6.67	1.53	15	7.07	2.12	18	8.11	2.14	5	7.00	1.87	10	7.00	1.16	4	7.25	0.50	9	7.11	1.76	22	7.09	1.41	14	7.93	1.49
Trade and exports	8	7.13	1.36	3	6.67	1.53	9	7.11	1.62	5	6.40	2.61	2	3.50	2.12	5	6.00	1.58	6	7.67	1.63	6	7.50	2.43	14	6.14	1.79	8	7.75	1.58
Economic growth	8	7.88	1.25	3	8.00	1.00	14	7.57	2.07	17	7.94	2.05	3	5.33	3.51	9	6.56	2.07	5	7.60	1.82	10	6.80	1.99	19	6.63	2.24	12	8.17	1.75
Health*	6	6.17	1.60	3	8.00	1.00	16	7.06	2.44	11	8.18	2.27	4	7.25	1.71	8	5.88	2.48	5	8.40	1.52	6	5.67	2.81	16	6.81	1.80	9	8.78	1.20
Disaster management	5	7.00	2.00	3	6.67	1.53	11	6.73	2.83	13	7.92	2.10	3	5.67	3.22	5	5.20	2.05	4	5.50	2.38	5	5.80	2.95	15	5.93	2.19	7	7.43	1.40
Public sector governance/ reform	9	7.00	2.50	3	6.00	2.65	16	6.63	2.34	19	7.63	2.43	5	6.60	1.34	6	5.00	1.67	2	4.00	4.24	7	6.14	2.85	22	5.55	2.37	9	6.89	1.62
Job creation/employment	6	6.83	1.94	3	6.00	2.65	13	7.69	1.49	15	7.27	2.55	3	6.67	2.52	6	7.33	1.37	5	7.20	1.92	10	6.70	2.41	18	5.61	2.00	11	7.36	1.57
Financial markets*	5	7.00	1.58	3	6.00	2.65	9	8.22	1.56	6	7.17	3.06	2	1.50	0.71	8	6.88	2.48	8	7.75	1.49	7	7.57	1.90	14	5.86	1.96	11	6.55	1.75
Equality of opportunity	5	6.60	1.14	3	6.67	1.53	14	7.14	2.11	15	7.80	2.21	4	5.25	3.20	7	6.14	2.85	6	8.00	1.79	9	6.67	1.87	17	6.06	1.56	10	8.10	2.33
Energy	7	6.43	2.07	3	6.00	2.65	11	7.18	2.18	15	7.40	2.41	3	6.67	2.52	10	7.80	2.04	5	8.00	1.58	9	7.22	2.05	19	6.68	1.83	12	7.58	1.78
Rural development	7	6.14	1.86	3	6.00	2.65	15	7.53	1.89	15	8.33	2.23	4	8.50	1.73	9	6.33	2.65	5	7.60	1.52	8	6.63	2.13	22	6.18	1.82	10	7.60	1.78
Global/regional integration	6	7.00	2.10	3	6.00	2.65	11	7.27	2.72	13	7.85	2.38	2	6.50	0.71	7	6.14	1.95	5	7.20	1.30	11	7.09	2.63	22	6.09	2.22	12	7.50	2.43
Welfare of the vulnerable population	6	6.83	1.94	4	6.75	1.26	15	6.07	2.66	17	7.82	2.10	4	5.75	3.95	7	7.00	2.38	6	7.00	2.61	8	5.88	2.85	16	5.69	2.24	10	7.40	2.55
Education	5	6.80	0.84	2	9.00	1.41	16	7.38	2.31	17	7.82	2.13	6	7.83	2.32	6	6.17	2.64	6	7.83	1.33	10	6.40	2.41	24	6.58	1.91	11	8.36	1.75
Social protection	5	6.20	1.30	3	8.33	1.53	14	6.64	2.37	9	6.89	3.37	1	4.00	.	3	5.67	1.16	3	6.67	1.53	6	5.17	2.23	16	5.25	1.81	8	7.13	2.53
Climate change	8	7.00	2.20	4	6.50	1.29	15	7.40	2.10	16	7.56	2.42	6	6.67	3.01	9	7.11	2.15	7	7.43	2.57	11	6.36	2.38	21	6.76	1.70	13	7.46	2.11
Agricultural development	6	6.83	1.17	3	6.00	2.65	15	7.80	1.97	17	8.29	2.05	3	7.00	2.00	9	7.00	2.83	5	8.00	1.41	11	6.91	2.39	20	6.45	2.09	10	8.00	2.11
Natural resource management	7	7.14	1.95	4	7.00	2.94	15	7.00	1.85	19	7.58	2.22	5	6.40	2.79	6	6.33	2.34	5	8.40	1.14	9	6.00	2.50	22	6.59	2.24	12	8.00	1.81

*Significantly different between stakeholder groups

C. World Bank Group's Effectiveness and Results (continued)

	Office of the President/Minister			Office of Parliamentarian			Employee of a Ministry			PMU/Consultant on WBG project			Local Government			Private Sector			Financial Sector/Private Bank			Civil Society			Academia			Other		
	N	Mean	SD	N	Mean	SD	N	Mean	SD	N	Mean	SD	N	Mean	SD	N	Mean	SD	N	Mean	SD	N	Mean	SD	N	Mean	SD	N	Mean	SD
To what extent does the WBG's work help to achieve development results in Brazil?	11	6.64	1.69	4	7.50	1.73	28	6.04	2.08	31	7.29	2.15	7	7.00	1.53	20	6.55	1.54	10	6.30	1.64	13	5.54	1.56	34	5.88	1.74	25	6.80	2.00

(1-To no degree at all, 10-To a very significant degree)

To what extent do you agree with the following statements about the World Bank Group in Brazil? (1-Strongly disagree, 10-Strongly agree)

	Office of the President/Minister			Office of Parliamentarian			Employee of a Ministry			PMU/Consultant on WBG project			Local Government			Private Sector			Financial Sector/Private Bank			Civil Society			Academia			Other		
	N	Mean	SD	N	Mean	SD	N	Mean	SD	N	Mean	SD	N	Mean	SD	N	Mean	SD	N	Mean	SD	N	Mean	SD	N	Mean	SD	N	Mean	SD
The WBG's financial instruments meet the needs of Brazil*	10	6.10	2.13	4	6.50	1.29	22	5.55	2.48	26	7.00	2.15	7	6.71	1.38	18	6.22	1.90	11	5.45	2.42	12	4.58	1.93	31	5.10	1.85	22	6.91	1.57
The WBG meets Brazil's needs for knowledge services*	11	7.00	1.18	4	6.50	2.38	27	5.70	2.27	30	7.57	1.83	7	7.57	0.79	18	6.11	1.91	11	6.00	2.10	13	5.85	2.12	35	5.49	1.99	23	7.30	1.74

*Significantly different between stakeholder groups

	Office of the President/Minister			Office of Parliamentarian			Employee of a Ministry			PMU/Consultant on WBG project			Local Government			Private Sector			Financial Sector/Private Bank			Civil Society			Academia			Other		
	N	Mean	SD	N	Mean	SD	N	Mean	SD	N	Mean	SD	N	Mean	SD	N	Mean	SD	N	Mean	SD	N	Mean	SD	N	Mean	SD	N	Mean	SD
To what extent do you believe that Brazil received value for money from the World Bank Group's Reimbursable Advisory Services (RAS)?*	6	6.00	1.10	3	7.33	0.58	15	5.80	2.65	21	7.57	1.89	4	7.75	0.50	10	6.80	1.03	7	6.14	1.46	11	5.45	2.51	26	5.73	1.69	13	7.92	1.85

(1-To no degree at all, 10-To a very significant degree) *Significantly different between stakeholder groups

	Office of the President/Minister			Office of Parliamentarian			Employee of a Ministry			PMU/Consultant on WBG project			Local Government			Private Sector			Financial Sector/Private Bank			Civil Society			Academia			Other		
	N	Mean	SD	N	Mean	SD	N	Mean	SD	N	Mean	SD	N	Mean	SD	N	Mean	SD	N	Mean	SD	N	Mean	SD	N	Mean	SD	N	Mean	SD
To what extent do you believe the WBG measures and corrects its work in real time in Brazil?	8	6.88	1.13	4	6.00	3.46	23	6.39	1.50	27	6.70	2.45	4	6.00	1.83	14	6.14	1.66	7	5.86	1.95	11	5.73	2.28	28	5.14	2.00	19	7.05	2.53

(1-To no degree at all, 10-To a very significant degree)

D. The World Bank Group's Knowledge Work and Activities

How frequently do you consult World Bank Group's knowledge work and activities in the work you do?* (Select only ONE response)

Percentage of Respondents	Office of the President/Minister	Office of Parliamentarian	Employee of a Ministry	PMU/Consultant on WBG project	Local Government	Private Sector	Financial Sector/Private Bank	Civil Society	Academia	Other
Weekly	-	-	3.4%	36.7%	14.3%	-	16.7%	6.3%	7.7%	13.3%
Monthly	27.3%	20.0%	10.3%	20.0%	14.3%	14.3%	16.7%	37.5%	23.1%	20.0%
A few times a year	54.5%	40.0%	65.5%	26.7%	71.4%	52.4%	41.7%	43.8%	48.7%	43.3%
Rarely	18.2%	40.0%	20.7%	13.3%	-	33.3%	25.0%	12.5%	20.5%	10.0%
Never	-	-	-	3.3%	-	-	-	-	-	13.3%

*Significantly different between stakeholder groups

In Brazil, to what extent do you believe that the World Bank Group's knowledge work and activities: (1-To no degree at all, 10-To a very significant degree)

	Office of the President/Minister			Office of Parliamentarian			Employee of a Ministry			PMU/Consultant on WBG project			Local Government			Private Sector			Financial Sector/Private Bank			Civil Society			Academia			Other		
	N	Mean	SD	N	Mean	SD	N	Mean	SD	N	Mean	SD	N	Mean	SD	N	Mean	SD	N	Mean	SD	N	Mean	SD	N	Mean	SD	N	Mean	SD
Are timely	11	8.00	1.48	2	8.50	2.12	25	7.60	1.94	30	7.97	2.03	7	8.43	0.54	18	6.83	1.95	9	7.22	1.48	13	6.08	2.06	32	7.19	1.93	24	7.46	1.87
Lead to practical solutions	10	7.00	1.70	2	8.00	1.41	27	6.48	2.05	29	7.38	1.94	6	7.67	1.03	16	5.94	1.98	9	6.33	2.45	13	5.69	2.25	34	6.29	1.92	22	7.09	1.80
Are accessible (well written and easy to understand)*	11	7.64	1.29	2	7.50	0.71	26	7.77	1.66	29	7.48	2.01	7	8.14	1.68	18	6.39	1.91	9	6.33	2.06	13	5.92	2.18	36	7.06	2.12	23	7.70	1.40
Are translated enough into local language	8	6.75	1.83	2	7.00	0.00	25	7.28	1.97	29	6.38	2.23	7	7.43	2.07	15	6.33	1.72	8	5.63	2.00	13	7.31	2.53	32	6.53	2.08	24	7.04	2.49
Are adaptable to Brazil's specific development challenges and country circumstances	10	6.90	1.66	2	7.50	0.71	25	6.48	2.37	27	7.15	1.85	6	7.17	1.17	17	6.12	1.76	9	5.22	2.28	12	6.25	2.45	36	5.78	2.10	24	7.04	1.73

*Significantly different between stakeholder groups

	Office of the President/Minister			Office of Parliamentarian			Employee of a Ministry			PMU/Consultant on WBG project			Local Government			Private Sector			Financial Sector/Private Bank			Civil Society			Academia			Other		
	N	Mean	SD	N	Mean	SD	N	Mean	SD	N	Mean	SD	N	Mean	SD	N	Mean	SD	N	Mean	SD	N	Mean	SD	N	Mean	SD	N	Mean	SD
Overall, how significant a contribution do you believe the WBG's knowledge work and activities make to development results in your country?	11	6.91	1.70	2	8.00	1.41	24	6.88	1.99	30	7.80	1.88	7	7.43	1.27	18	6.39	2.36	10	6.30	1.42	14	6.14	2.14	35	6.51	2.08	26	7.62	1.75
Overall, how would you rate the technical quality of the World Bank Group's knowledge work and activities?	11	8.18	1.25	3	6.67	3.51	28	7.64	1.89	30	8.30	1.97	7	8.86	0.69	18	7.22	1.77	10	7.00	1.16	14	7.71	1.33	36	7.78	1.55	24	8.04	1.23

(1-Not significant at all, 10-Very significant; 1-Very low technical quality, 10-Very high technical quality)

E. Working with the World Bank Group

To what extent do you agree/disagree with the following statements? (1-Strongly disagree, 10-Strongly agree)

	Office of the President/Minister			Office of Parliamentarian			Employee of a Ministry			PMU/Consultant on WBG project			Local Government			Private Sector			Financial Sector/Private Bank			Civil Society			Academia			Other		
	N	Mean	SD	N	Mean	SD	N	Mean	SD	N	Mean	SD	N	Mean	SD	N	Mean	SD	N	Mean	SD	N	Mean	SD	N	Mean	SD	N	Mean	SD
The World Bank Group disburses funds promptly*	10	6.10	2.38	3	4.67	3.22	16	6.44	2.45	27	8.04	2.26	5	7.20	2.39	16	5.56	1.79	10	5.30	2.11	6	6.17	2.71	14	5.21	2.19	14	5.79	1.89
The World Bank Group effectively monitors and evaluates the projects and programs it supports	10	6.40	1.84	3	8.67	1.53	24	7.13	2.23	30	8.33	1.99	7	8.14	1.22	18	7.56	1.76	9	6.78	2.49	11	6.64	1.86	24	6.62	2.37	20	7.25	1.97
The WBG's approvals and reviews are done in a timely fashion	9	6.89	2.57	3	5.67	2.31	19	6.37	1.86	28	7.36	2.77	6	6.33	2.42	16	7.06	1.73	8	7.00	1.69	7	6.57	2.30	17	6.29	2.14	18	7.22	2.24
The WBG's "Safeguard Policy" requirements are reasonable	7	7.29	2.56	3	5.00	3.46	17	6.53	2.40	28	7.64	1.83	5	6.60	2.79	15	7.00	1.85	8	6.00	2.39	12	6.33	1.92	20	6.00	2.08	17	7.76	1.60
The WBG's conditions on its lending are reasonable*	9	5.67	1.73	3	4.67	3.22	17	7.00	2.42	25	8.04	1.70	5	8.40	0.55	19	6.74	2.02	9	6.33	2.35	8	5.13	1.89	17	6.47	2.38	18	7.28	1.84
The World Bank Group takes decisions quickly in Brazil	8	6.50	0.93	3	6.00	1.00	16	6.13	2.53	30	7.47	2.16	6	7.50	1.64	18	6.11	2.19	9	5.56	1.81	9	6.33	2.45	14	5.86	2.18	17	6.88	1.62
Working with the WBG increases Brazil's institutional capacity	11	7.73	1.90	3	9.00	1.73	23	7.52	2.13	31	8.61	1.84	7	8.57	1.27	19	8.21	2.12	10	7.00	2.36	13	7.31	2.14	31	7.10	2.68	19	8.16	1.54
Where country systems are adequate, the World Bank Group makes appropriate use of them	5	6.80	1.92	3	8.33	1.53	14	5.93	2.76	28	8.18	2.09	4	7.25	2.22	10	7.20	1.81	4	7.75	0.96	8	7.50	1.77	16	6.94	2.14	11	7.91	2.21
The World Bank Group provides effective implementation support	8	7.13	1.25	3	7.33	2.52	20	7.20	1.85	30	8.40	2.28	6	8.17	1.47	17	7.00	2.12	7	7.14	0.90	10	7.50	1.51	23	6.65	2.17	18	7.67	1.68

*Significantly different between stakeholder groups

	Office of the President/Minister			Office of Parliamentarian			Employee of a Ministry			PMU/Consultant on WBG project			Local Government			Private Sector			Financial Sector/Private Bank			Civil Society			Academia			Other		
	N	Mean	SD	N	Mean	SD	N	Mean	SD	N	Mean	SD	N	Mean	SD	N	Mean	SD	N	Mean	SD	N	Mean	SD	N	Mean	SD	N	Mean	SD
To what extent do you believe that the WBG's work helps to find solutions that promote private public partnerships in Brazil?	7	6.71	1.38	3	9.00	1.73	16	6.88	1.75	22	7.32	1.89	4	6.00	2.58	15	6.87	1.77	7	7.14	1.07	11	6.45	1.29	24	6.25	1.98	18	7.89	1.49

(1-To no degree at all, 10-To a very significant degree)

Which of the following best describes the World Bank Group's support in Brazil? (Select only ONE response)

Percentage of Respondents	Office of the President/Minister	Office of Parliamentarian	Employee of a Ministry	PMU/Consultant on WBG project	Local Government	Private Sector	Financial Sector/Private Bank	Civil Society	Academia	Other
The World Bank Group is sufficiently selective and focuses on the most important development challenges in Brazil	54.5%	20.0%	39.3%	67.7%	71.4%	65.0%	50.0%	18.8%	33.3%	51.7%
The World Bank Group is not sufficiently selective in Brazil, and it is involved in too many areas of development	9.1%	40.0%	17.9%	16.1%	-	15.0%	20.0%	50.0%	33.3%	17.2%
Don't know	36.4%	40.0%	42.9%	16.1%	28.6%	20.0%	30.0%	31.3%	33.3%	31.0%

F. The Future Role of the World Bank Group in Brazil

Which of the following SHOULD the World Bank Group do to make itself of greater value in Brazil? (Choose no more than TWO)

Percentage of Respondents (Responses combined)	Office of the President/ Minister	Office of Parliamentarian	Employee of a Ministry	PMU/ Consultant on WBG project	Local Government	Private Sector	Financial Sector/ Private Bank	Civil Society	Academia	Other
Offer more innovative financial products	18.2%	16.7%	13.8%	10.3%	0.0%	23.8%	44.4%	31.3%	7.9%	10.3%
Ensure greater selectivity in its work	18.2%	0.0%	10.3%	10.3%	0.0%	0.0%	11.1%	12.5%	5.3%	10.3%
Provide more adequate data/knowledge/ statistics/figures on Brazil's economy	9.1%	0.0%	10.3%	10.3%	0.0%	4.8%	0.0%	18.8%	13.2%	10.3%
Improve the competitiveness of its financing compared to markets	18.2%	33.3%	10.3%	17.2%	28.6%	28.6%	33.3%	0.0%	13.2%	13.8%
Reach out more to groups outside of Government*	0.0%	16.7%	10.3%	3.4%	0.0%	38.1%	11.1%	43.8%	23.7%	24.1%
Increase the level of capacity development in the country/ Invest in capacity building	27.3%	33.3%	44.8%	34.5%	57.1%	28.6%	0.0%	25.0%	44.7%	44.8%
Improve the quality of its experts as related to Brazil's specific challenges	9.1%	0.0%	10.3%	10.3%	0.0%	9.5%	22.2%	18.8%	21.1%	17.2%
Offer more innovative knowledge services	45.5%	0.0%	6.9%	6.9%	14.3%	14.3%	11.1%	6.3%	10.5%	17.2%
Collaborate more effectively with Government clients	27.3%	0.0%	24.1%	13.8%	28.6%	9.5%	0.0%	6.3%	15.8%	10.3%
Work more on the federal level	0.0%	0.0%	3.4%	0.0%	0.0%	0.0%	0.0%	0.0%	2.6%	3.4%
Work more on the state level	9.1%	33.3%	10.3%	17.2%	14.3%	4.8%	0.0%	6.3%	10.5%	3.4%
Work faster	0.0%	0.0%	0.0%	6.9%	14.3%	14.3%	11.1%	0.0%	0.0%	0.0%
Reduce the complexity of obtaining World Bank Group financing*	9.1%	66.7%	13.8%	31.0%	14.3%	23.8%	44.4%	25.0%	5.3%	10.3%
Increase availability of Reimbursable Advisory Services (RAS)	0.0%	0.0%	0.0%	3.4%	0.0%	0.0%	0.0%	0.0%	0.0%	0.0%
Other	9.1%	0.0%	6.9%	6.9%	14.3%	0.0%	0.0%	0.0%	0.0%	6.9%

*Significantly different between stakeholder groups

When considering the combination of services that the World Bank Group offers in Brazil, and taking into account its limited level of resources, which ONE of the following do you believe the World Bank Group should offer more of in Brazil? (Select only ONE response)

Percentage of Respondents	Office of the President/ Minister	Office of Parliamentarian	Employee of a Ministry	PMU/ Consultant on WBG project	Local Government	Private Sector	Financial Sector/ Private Bank	Civil Society	Academia	Other
Financial services*	18.2%	50.0%	27.6%	23.3%	16.7%	71.4%	50.0%	13.3%	25.6%	20.0%
Knowledge products	63.6%	50.0%	48.3%	40.0%	33.3%	23.8%	30.0%	46.7%	46.2%	33.3%
Convening services	-	-	-	3.3%	-	4.8%	-	13.3%	12.8%	10.0%
None of the above	-	-	-	6.7%	-	-	10.0%	6.7%	2.6%	-
The combination is appropriate for Brazil*	18.2%	-	6.9%	23.3%	50.0%	-	-	6.7%	-	13.3%
Don't know	-	-	17.2%	3.3%	-	-	10.0%	13.3%	12.8%	23.3%

*Significantly different between stakeholder groups

G. Communication and Information Sharing

How do you get most of your information about economic and social development issues in Brazil? (Choose no more than TWO)

Percentage of Respondents (Responses combined)	Office of the President/ Minister	Office of Parliamentarian	Employee of a Ministry	PMU/ Consultant on WBG project	Local Government	Private Sector	Financial Sector/ Private Bank	Civil Society	Academia	Other
Social media	25.0%	14.3%	13.8%	20.0%	0.0%	19.0%	18.2%	25.0%	12.5%	17.2%
International newspapers*	33.3%	0.0%	27.6%	13.3%	0.0%	19.0%	9.1%	18.8%	42.5%	20.7%
Local radio	8.3%	14.3%	3.4%	3.3%	0.0%	0.0%	0.0%	0.0%	0.0%	3.4%
International radio	0.0%	0.0%	0.0%	0.0%	0.0%	0.0%	0.0%	0.0%	0.0%	0.0%
Local television	8.3%	0.0%	6.9%	16.7%	28.6%	14.3%	9.1%	18.8%	5.0%	3.4%
International television	8.3%	0.0%	0.0%	3.3%	0.0%	4.8%	0.0%	0.0%	7.5%	0.0%
Local newspapers	25.0%	0.0%	17.2%	23.3%	42.9%	28.6%	9.1%	31.3%	27.5%	27.6%
Internet	58.3%	71.4%	72.4%	73.3%	71.4%	76.2%	72.7%	56.3%	40.0%	65.5%
Periodicals	16.7%	42.9%	20.7%	26.7%	42.9%	28.6%	54.5%	31.3%	37.5%	24.1%
Other	8.3%	0.0%	10.3%	10.0%	14.3%	4.8%	9.1%	6.3%	15.0%	20.7%

*Significantly different between stakeholder groups

How would you prefer to receive information from the World Bank Group? (Choose no more than TWO)

Percentage of Respondents (Responses combined)	Office of the President/ Minister	Office of Parliamentarian	Employee of a Ministry	PMU/ Consultant on WBG project	Local Government	Private Sector	Financial Sector/ Private Bank	Civil Society	Academia	Other
Direct contact with World Bank Group	33.3%	28.6%	23.3%	36.7%	14.3%	33.3%	20.0%	31.3%	25.6%	24.1%
Mobile phones	0.0%	0.0%	6.7%	3.3%	0.0%	0.0%	0.0%	0.0%	0.0%	6.9%
World Bank Group's seminars/workshops/ conferences*	50.0%	0.0%	63.3%	63.3%	85.7%	23.8%	50.0%	56.3%	48.7%	37.9%
World Bank Group's publications and other written materials*	16.7%	28.6%	26.7%	30.0%	42.9%	47.6%	50.0%	31.3%	53.8%	13.8%
World Bank Group's website	16.7%	28.6%	20.0%	13.3%	14.3%	23.8%	10.0%	31.3%	33.3%	37.9%
Social media*	16.7%	28.6%	3.3%	6.7%	0.0%	19.0%	10.0%	6.3%	7.7%	31.0%
e-Newsletters	50.0%	42.9%	33.3%	43.3%	28.6%	42.9%	50.0%	25.0%	20.5%	31.0%
Other	0.0%	0.0%	0.0%	0.0%	0.0%	0.0%	10.0%	6.3%	0.0%	0.0%

*Significantly different between stakeholder groups

Are you aware of the World Bank Group's Access to Information Policy under which the WBG will now disclose any information in its possession that is not a list of exceptions?

Percentage of Respondents	Office of the President/ Minister	Office of Parliamentarian	Employee of a Ministry	PMU/ Consultant on WBG project	Local Government	Private Sector	Financial Sector/ Private Bank	Civil Society	Academia	Other
Yes	45.5%	-	32.1%	51.7%	16.7%	47.6%	27.3%	40.0%	30.8%	28.6%
No	54.5%	100.0%	67.9%	48.3%	83.3%	52.4%	72.7%	60.0%	69.2%	71.4%

**G. Communication and Information Sharing (continued)**

If yes, from which of the following sources did you learn about the World Bank Group's Access to Information Policies? (Select only ONE response)

Percentage of Respondents	Office of the President/ Minister	Office of Parliamentarian	Employee of a Ministry	PMU/ Consultant on WBG project	Local Government	Private Sector	Financial Sector/ Private Bank	Civil Society	Academia	Other
World Bank Group's seminars/workshops/conferences	40.0%	-	33.3%	25.0%	-	20.0%	-	14.3%	15.4%	22.2%
World Bank Group's website	40.0%	-	33.3%	37.5%	50.0%	60.0%	66.7%	14.3%	53.8%	44.4%
World Bank Group's e-Newsletters	-	-	-	6.3%	-	-	-	28.6%	-	-
News/Media	-	100.0%	-	-	-	-	-	14.3%	7.7%	-
Colleagues/Friends/Peer organizations	20.0%	-	11.1%	18.8%	50.0%	20.0%	-	28.6%	23.1%	33.3%
Other	-	-	22.2%	12.5%	-	-	33.3%	-	-	-

Have you requested information from the World Bank Group on its activities in the past year?*

Percentage of Respondents	Office of the President/ Minister	Office of Parliamentarian	Employee of a Ministry	PMU/ Consultant on WBG project	Local Government	Private Sector	Financial Sector/ Private Bank	Civil Society	Academia	Other
Yes	41.7%	14.3%	30.0%	70.0%	57.1%	28.6%	25.0%	43.8%	23.1%	27.6%
No	58.3%	85.7%	70.0%	30.0%	42.9%	71.4%	75.0%	56.3%	76.9%	72.4%

*Significantly different between stakeholder groups

Were you able to obtain this information?

Percentage of Respondents	Office of the President/ Minister	Office of Parliamentarian	Employee of a Ministry	PMU/ Consultant on WBG project	Local Government	Private Sector	Financial Sector/ Private Bank	Civil Society	Academia	Other
Yes	80.0%	100.0%	88.9%	100.0%	75.0%	100.0%	100.0%	85.7%	66.7%	87.5%
No	20.0%	-	11.1%	-	25.0%	-	-	14.3%	33.3%	12.5%

Do you use/have used the World Bank Group website?

Percentage of Respondents	Office of the President/ Minister	Office of Parliamentarian	Employee of a Ministry	PMU/ Consultant on WBG project	Local Government	Private Sector	Financial Sector/ Private Bank	Civil Society	Academia	Other
Yes	91.7%	57.1%	76.7%	93.3%	85.7%	81.0%	75.0%	75.0%	97.5%	82.8%
No	8.3%	42.9%	23.3%	6.7%	14.3%	19.0%	25.0%	25.0%	2.5%	17.2%

Do you currently consult the World Bank Group social media sites?

Percentage of Respondents	Office of the President/ Minister	Office of Parliamentarian	Employee of a Ministry	PMU/ Consultant on WBG project	Local Government	Private Sector	Financial Sector/ Private Bank	Civil Society	Academia	Other
Yes	25.0%	42.9%	10.3%	23.3%	28.6%	19.0%	8.3%	12.5%	25.0%	13.8%
No	75.0%	57.1%	89.7%	76.7%	71.4%	81.0%	91.7%	87.5%	75.0%	86.2%

**G. Communication and Information Sharing (continued)**

Please rate how much you agree with the following statements. (1-Strongly disagree, 10-Strongly agree)

	Office of the President/Minister			Office of Parliamentarian			Employee of a Ministry			PMU/Consultant on WBG project			Local Government			Private Sector			Financial Sector/Private Bank			Civil Society			Academia			Other		
	N	Mean	SD	N	Mean	SD	N	Mean	SD	N	Mean	SD	N	Mean	SD	N	Mean	SD	N	Mean	SD	N	Mean	SD	N	Mean	SD	N	Mean	SD
When I need information from the WBG I know how to find it	7	8.14	1.77	5	5.80	1.64	9	6.44	2.51	14	7.50	2.93	1	4.00	.	10	6.40	2.41	2	8.50	2.12	12	5.83	2.52	22	6.05	2.68	14	7.29	1.73
The WBG's social media channels are valuable sources of information about the institution	11	7.91	1.45	5	5.00	2.74	26	7.08	2.65	30	8.20	2.37	7	7.29	2.22	19	6.63	2.59	8	6.88	2.95	13	6.62	2.87	35	6.17	2.51	26	7.12	2.39
The World Bank Group is responsive to my information requests and inquiries*	8	8.13	2.03	3	6.00	1.00	17	8.18	1.94	27	8.63	1.93	6	8.83	0.75	13	7.62	1.39	6	7.67	1.75	8	8.63	1.41	15	6.47	2.30	16	8.44	1.71

*Significantly different between stakeholder groups

H. Background Information

Currently, do you professionally collaborate/work with the World Bank Group (IBRD, IFC, or MIGA) in your country?*

Percentage of Respondents	Office of the President/Minister	Office of Parliamentarian	Employee of a Ministry	PMU/Consultant on WBG project	Local Government	Private Sector	Financial Sector/Private Bank	Civil Society	Academia	Other
Yes	42.9%	11.1%	35.3%	69.4%	50.0%	47.6%	53.8%	28.6%	5.8%	31.4%
No	57.1%	88.9%	64.7%	30.6%	50.0%	52.4%	46.2%	71.4%	94.2%	68.6%

*Significantly different between stakeholder groups

Which of the following agencies of the World Bank Group do you primarily engage with in Brazil?* (Select only ONE response)

Percentage of Respondents	Office of the President/Minister	Office of Parliamentarian	Employee of a Ministry	PMU/Consultant on WBG project	Local Government	Private Sector	Financial Sector/Private Bank	Civil Society	Academia	Other
The World Bank (IDA)	92.3%	57.1%	90.6%	88.9%	100.0%	42.9%	-	72.2%	76.9%	68.8%
The International Finance Corporation (IFC)	7.7%	-	3.1%	2.8%	-	57.1%	92.3%	11.1%	7.7%	3.1%
The Multilateral Investment Guarantee Agency (MIGA)	-	-	-	2.8%	-	-	-	-	-	-
Other	-	42.9%	6.3%	5.6%	-	-	7.7%	16.7%	15.4%	28.1%

*Significantly different between stakeholder groups

Do your projects involve both the World Bank and the IFC?

Percentage of Respondents	Office of the President/Minister	Office of Parliamentarian	Employee of a Ministry	PMU/Consultant on WBG project	Local Government	Private Sector	Financial Sector/Private Bank	Civil Society	Academia	Other
Yes	28.6%	-	11.8%	5.6%	10.0%	9.5%	15.4%	9.5%	8.2%	8.8%
No	71.4%	100.0%	88.2%	94.4%	90.0%	90.5%	84.6%	90.5%	91.8%	91.2%

H. Background Information (continued)

If yes, what was your view of how the two institutions work together in Brazil?* (Select only ONE response)

Percentage of Respondents	Office of the President/Minister	Office of Parliamentarian	Employee of a Ministry	PMU/Consultant on WBG project	Local Government	Private Sector	Financial Sector/Private Bank	Civil Society	Academia	Other
The two institutions work well together	50.0%	50.0%	25.0%	50.0%	100.0%	100.0%	50.0%	-	50.0%	50.0%
The way the two institutions work together needs improvement	25.0%	-	50.0%	-	-	-	-	50.0%	25.0%	-
The two institutions do not work well together	-	-	-	-	-	-	50.0%	-	25.0%	-
Don't know	25.0%	50.0%	25.0%	50.0%	-	-	-	50.0%	-	50.0%

Which of the following describes most of your exposure to the World Bank Group in Brazil? (Choose no more than TWO)

Percentage of Respondents (Responses combined)	Office of the President/Minister	Office of Parliamentarian	Employee of a Ministry	PMU/Consultant on WBG project	Local Government	Private Sector	Financial Sector/Private Bank	Civil Society	Academia	Other
Observer*	14.3%	87.5%	9.4%	5.7%	10.0%	42.9%	41.7%	42.9%	34.6%	23.5%
Use World Bank Group reports/data*	14.3%	25.0%	15.6%	8.6%	40.0%	38.1%	25.0%	19.0%	65.4%	29.4%
Engage in World Bank Group related/sponsored events/activities*	50.0%	0.0%	68.8%	62.9%	60.0%	23.8%	16.7%	42.9%	23.1%	38.2%
Collaborate as part of my professional duties*	50.0%	0.0%	37.5%	68.6%	50.0%	19.0%	25.0%	19.0%	7.7%	32.4%
Use World Bank Group website for information, data, research, etc.	14.3%	37.5%	15.6%	22.9%	10.0%	23.8%	16.7%	28.6%	40.4%	23.5%

*Significantly different between stakeholder groups

What's your gender?*

Percentage of Respondents	Office of the President/Minister	Office of Parliamentarian	Employee of a Ministry	PMU/Consultant on WBG project	Local Government	Private Sector	Financial Sector/Private Bank	Civil Society	Academia	Other
Female	50.0%	87.5%	50.0%	41.7%	30.0%	23.8%	15.4%	23.8%	36.5%	71.4%
Male	50.0%	12.5%	50.0%	58.3%	70.0%	76.2%	84.6%	76.2%	63.5%	28.6%

*Significantly different between stakeholder groups



Appendix C: Responses to Indicator Questions by Location¹⁸

Southeast N=103 ● Center-West N=92 ● Other Areas N=52

B. Overall Attitudes toward the World Bank Group

	Southeast			Center-West			Other Areas		
	N	Mean	SD	N	Mean	SD	N	Mean	SD
How familiar are you with the work of the World Bank Group in Brazil?	97	6.13	2.35	90	6.53	2.60	49	6.78	2.68

(1-Not familiar at all, 10-Extremely familiar)

	Southeast			Center-West			Other Areas		
	N	Mean	SD	N	Mean	SD	N	Mean	SD
Overall, please rate your impression of the World Bank Group's effectiveness in Brazil.*	85	6.42	1.98	70	7.09	1.81	46	7.52	1.93

(1-Not effective at all, 10-Very effective) *Significantly different between locations.

	Southeast			Center-West			Other Areas		
	N	Mean	SD	N	Mean	SD	N	Mean	SD
To what extent do you believe the WBG's staff is well prepared to help Brazil solve its most complicated development challenges?	79	7.51	1.71	78	7.31	2.00	46	7.91	1.66

(1-To no degree at all, 10-To a very significant degree)

To what extent do you agree with the following statements about the World Bank Group's work in Brazil?

	Southeast			Center-West			Other Areas		
	N	Mean	SD	N	Mean	SD	N	Mean	SD
Overall the World Bank Group currently plays a relevant role in development in Brazil*	86	5.84	2.16	81	5.98	2.19	46	7.24	1.83
The WBG's work is aligned with what I consider the development priorities for Brazil*	85	5.94	2.11	80	5.76	2.21	43	7.79	1.54

(1-Strongly disagree, 10-Strongly agree) *Significantly different between locations.

¹⁸ Only 247 respondents provided the information about their geographic location. Thus only these respondents were included in the analysis presented in this appendix.

**B. Overall Attitudes toward the World Bank Group (continued)**

To what extent is the World Bank Group an effective development partner in Brazil, in terms of each of the following?

	Southeast			Center-West			Other Areas		
	N	Mean	SD	N	Mean	SD	N	Mean	SD
Responsiveness to needs*	65	6.08	1.95	58	6.57	2.29	36	7.81	1.70
Flexibility (in terms of the institution's products and services)	66	5.86	1.91	61	6.05	1.86	41	6.68	1.94
Flexibility (in terms of changing country circumstances)*	69	5.46	2.03	64	6.09	1.84	41	7.00	1.90
Being inclusive*	64	5.64	2.10	64	6.25	2.20	36	7.64	1.74
Openness (sharing data and other information)	80	6.85	2.19	70	7.20	1.82	40	7.75	2.13
Collaboration with the Government*	68	6.68	1.92	70	7.34	1.94	42	8.36	1.53
The speed in which it gets things accomplished on the ground*	69	5.68	2.19	56	6.29	1.99	40	7.02	2.07
Ease of access to the people at the World Bank Group who are making decisions important to my work*	60	6.32	2.31	63	6.71	2.31	41	7.95	2.12
Collaboration with civil society*	68	5.59	2.22	61	6.03	2.11	36	7.25	1.86
Staff accessibility	67	6.73	2.31	61	7.07	2.07	37	7.81	2.09
Collaboration with other donors and development partners	43	6.37	1.90	42	6.69	1.80	19	7.00	1.86
Collaboration with the private sector	56	6.77	1.97	39	6.46	1.73	24	7.04	1.94
Straightforwardness and honesty*	70	7.63	2.20	62	7.65	2.03	40	9.10	1.19
Being a long-term partner*	75	8.17	1.88	72	8.71	1.56	44	9.27	1.23

(1-To no degree at all, 10-To a very significant degree) *Significantly different between locations.

C. World Bank Group's Sectoral Effectiveness and Results

	Southeast			Center-West			Other Areas		
	N	Mean	SD	N	Mean	SD	N	Mean	SD
To what extent does the WBG's work help to achieve development results in Brazil?*	77	6.19	1.78	71	6.18	2.03	37	7.70	1.47

(1-To no degree at all, 10-To a very significant degree) *Significantly different between locations.

To what extent do you agree with the following statements about the World Bank Group in Brazil?

	Southeast			Center-West			Other Areas		
	N	Mean	SD	N	Mean	SD	N	Mean	SD
The World Bank Group's financial instruments meet the needs of Brazil*	74	5.72	1.96	57	5.84	2.37	34	6.91	1.75
The World Bank Group meets Brazil's needs for knowledge services*	77	6.04	2.13	67	6.25	2.09	37	7.59	1.26

(1-Strongly disagree, 10-Strongly agree) *Significantly different between locations.

**D. The World Bank Group's Knowledge Work and Activities**

In Brazil, to what extent do you believe that the World Bank Group's knowledge work and activities:

	Southeast			Center-West			Other Areas		
	N	Mean	SD	N	Mean	SD	N	Mean	SD
Are adaptable to Brazil's specific development challenges and country circumstances*	71	6.01	1.92	66	6.44	2.23	33	7.52	1.44

(1-To no degree at all, 10-To a very significant degree) *Significantly different between locations.

	Southeast			Center-West			Other Areas		
	N	Mean	SD	N	Mean	SD	N	Mean	SD
Overall, how significant a contribution do you believe the WBG's knowledge work and activities make to development results in your country?*	75	6.60	2.01	66	6.82	2.13	38	8.05	1.14
Overall, how would you rate the technical quality of the World Bank Group's knowledge work and activities?*	77	7.60	1.56	70	7.77	1.84	36	8.47	1.30

(1-Not significant at all, 10-Very significant; 1-Very low technical quality, 10-Very high technical quality) *Significantly different between locations.

E. Working with the World Bank Group

To what extent do you agree/disagree with the following statements? (1-Strongly disagree, 10-Strongly agree)

	Southeast			Center-West			Other Areas		
	N	Mean	SD	N	Mean	SD	N	Mean	SD
The World Bank Group takes decisions quickly in Brazil*	56	6.39	2.04	42	6.21	2.35	34	7.35	1.70
Where country systems are adequate, the World Bank Group makes appropriate use of them*	34	7.62	2.00	39	6.69	2.43	31	8.10	1.80

*Significantly different between locations.



Appendix C: Responses to Select Questions by Collaboration with the WBG¹⁹

Currently collaborating with the WBG N=86 ● Not collaborating with the WBG N=159

B. Overall Attitudes toward the World Bank Group

How familiar are you with the work of these organizations in Brazil?

	Collaborating with the WBG			Not Collaborating with the WBG		
	N	Mean	SD	N	Mean	SD
World Bank Group (WBG)*	84	6.98	2.54	150	6.09	2.47
Inter-American Development Bank (IDB/BID)	84	6.19	2.61	151	6.05	2.36
Latin American Development Bank (CAF)	84	3.69	2.72	148	3.79	2.39
Central American Bank for Economic Integration (CABEI/BCiE)	83	2.16	1.94	150	2.45	1.81

(1-Not familiar at all, 10-Extremely familiar) *Significantly different between those who collaborate with the WBG and those who do not.

Overall, please rate your impression of the effectiveness of these organizations in Brazil.

	Collaborating with the WBG			Not Collaborating with the WBG		
	N	Mean	SD	N	Mean	SD
World Bank Group (WBG)*	76	7.41	1.97	123	6.57	1.88
Inter-American Development Bank (IDB/BID)*	69	7.20	1.95	125	6.42	1.89
Latin American Development Bank (CAF)	46	5.22	2.37	85	5.08	2.19
Central American Bank for Economic Integration (CABEI/BCiE)	34	3.65	2.36	62	3.87	2.33

(1-Not effective at all, 10-Very effective) *Significantly different between those who collaborate with the WBG and those who do not.

	Collaborating with the WBG			Not Collaborating with the WBG		
	N	Mean	SD	N	Mean	SD
To what extent do you believe the WBG's staff is well prepared to help Brazil solve its most complicated development challenges?*	81	7.91	1.70	120	7.24	1.86

(1-To no degree at all, 10-To a very significant degree) *Significantly different between those who collaborate with the WBG and those who do not.

¹⁹ Only 245 respondents provided the information about their levels of collaboration with the World Bank Group (question H3 in the questionnaire). Thus only these respondents were included in the analysis presented in this appendix.

**B. Overall Attitudes toward the World Bank Group (continued)**

When thinking about how the World Bank Group can have the most impact on development results in Brazil, in which sectoral areas do you believe the World Bank Group should focus most of its resources (financial and knowledge services) in Brazil? (Choose no more than THREE)

Percentage of Respondents (Responses combined)	Currently collaborating with the WBG	Not collaborating with the WBG
Health	15.5%	19.7%
Crime and violence*	2.4%	9.2%
Transport*	16.7%	7.9%
Agricultural development*	4.8%	0.7%
Global/regional integration	3.6%	7.2%
Job creation/employment	8.3%	13.8%
Public sector governance/ reform	34.5%	28.9%
Social protection	3.6%	2.0%
Rural development	9.5%	5.3%
Foreign direct investment	0.0%	0.7%
Education	36.9%	46.7%
Energy	3.6%	2.0%
Gender equity*	0.0%	4.6%
Financial markets	1.2%	0.0%
Urban development	14.3%	10.5%
Environmental sustainability	20.2%	15.1%
Economic growth	28.6%	25.0%
Private sector development	3.6%	3.9%
Water and sanitation	25.0%	15.8%
Welfare of the vulnerable population	3.6%	8.6%
Climate change	11.9%	7.2%
Information and communications technology	1.2%	1.3%
Trade and exports	2.4%	2.0%
Equality of opportunity*	8.3%	19.1%
Law and justice	1.2%	2.0%
Regulatory framework	0.0%	1.3%
Communicable/non-communicable diseases	0.0%	0.0%
Natural resource management*	10.7%	3.9%
Poverty reduction	15.5%	21.1%
Anti-corruption	7.1%	6.6%
Disaster management	0.0%	1.3%

*Significantly different between those who collaborate with the WBG and those who do not.

To what extent do you agree with the following statements about the World Bank Group's work in Brazil?

	Collaborating with the WBG			Not Collaborating with the WBG		
	N	Mean	SD	N	Mean	SD
Overall the World Bank Group currently plays a relevant role in development in Brazil*	79	6.87	2.17	132	5.75	2.06
The WBG's work is aligned with what I consider the development priorities for Brazil*	77	6.94	2.11	129	5.81	2.12

(1-Strongly disagree, 10-Strongly agree) *Significantly different between those who collaborate with the WBG and those who do not.

**B. Overall Attitudes toward the World Bank Group (continued)**

To what extent is the World Bank Group an effective development partner in Brazil, in terms of each of the following?

	Collaborating with the WBG			Not Collaborating with the WBG		
	N	Mean	SD	N	Mean	SD
Responsiveness to needs*	69	7.10	2.02	88	6.26	2.15
Flexibility (in terms of the institution's products and services)*	68	6.65	1.86	98	5.74	1.88
Flexibility (in terms of changing country circumstances)*	69	6.71	1.93	103	5.59	1.95
Being inclusive*	67	6.88	2.03	95	5.89	2.23
Openness (sharing data and other information)	74	7.47	2.05	114	6.95	2.07
Collaboration with the Government*	71	7.90	1.94	107	6.93	1.87
The speed in which it gets things accomplished on the ground	72	6.51	2.35	91	5.96	1.97
Ease of access to the people at the World Bank Group who are making decisions important to my work*	77	7.47	2.27	85	6.32	2.30
Collaboration with civil society*	64	6.92	2.10	99	5.56	2.08
Staff accessibility*	75	7.68	2.04	88	6.58	2.23
Collaboration with other donors and development partners	48	6.98	1.83	56	6.30	1.83
Collaboration with the private sector	48	6.98	1.96	71	6.55	1.83
Straightforwardness and honesty*	74	8.78	1.37	96	7.33	2.24
Treating clients and stakeholders in Brazil with respect*	77	8.68	1.62	97	7.99	1.77
Being a long-term partner*	77	8.97	1.50	112	8.37	1.76

(1-To no degree at all, 10-To a very significant degree)

*Significantly different between those who collaborate with the WBG and those who do not.

**C. World Bank Group's Sectoral Effectiveness and Results**

In your opinion, how IMPORTANT is it for the World Bank Group to be involved in the following areas of development in Brazil?
(1-Not important at all, 10-Very important)

	Collaborating with the WBG			Not Collaborating with the WBG		
	N	Mean	SD	N	Mean	SD
Crime and violence	55	5.93	3.00	99	6.66	2.62
Financial markets	59	6.44	2.50	100	6.36	2.38
Transport	66	7.85	1.85	108	7.62	1.98
Anti-corruption	62	7.19	2.60	96	7.29	2.44
Law and justice	53	5.77	2.86	95	6.24	2.55
Urban development	69	7.90	1.93	113	7.81	2.05
Environmental sustainability	74	8.31	1.81	116	7.80	2.00
Trade and exports	58	6.81	2.49	93	6.92	2.31
Information and communications technology	61	7.48	2.35	101	7.34	2.17
Poverty reduction	73	8.05	2.15	118	8.04	2.18
Gender equity	59	7.20	2.57	104	7.29	2.45
Private sector development	60	6.90	2.39	101	6.88	2.36
Foreign direct investment	57	7.09	2.41	95	7.01	2.27
Water and sanitation	67	8.10	2.05	106	8.12	2.09
Regulatory framework	59	6.66	2.54	90	6.60	2.38
Economic growth	66	7.94	2.11	108	7.58	2.37
Energy	64	7.61	2.33	102	7.35	2.51
Disaster management	64	7.22	2.33	90	6.61	2.58
Public sector governance/ reform	68	7.63	2.29	110	7.29	2.77
Job creation/employment	61	7.52	2.31	103	7.28	2.24
Communicable/non-communicable diseases	55	6.75	2.41	96	6.72	2.50
Equality of opportunity	65	7.43	2.32	104	7.35	2.44
Social protection	59	6.51	2.58	94	6.48	2.43
Rural development	68	7.50	2.26	103	7.30	2.37
Global/regional integration	63	7.59	2.43	104	7.45	2.32
Welfare of the vulnerable population	65	7.49	2.46	97	6.67	2.78
Natural resource management*	68	7.84	2.12	100	7.00	2.51
Health	60	7.68	2.51	99	7.55	2.27
Climate change	67	7.90	2.30	107	7.43	2.30
Agricultural development	65	7.57	2.35	104	7.01	2.43
Education	60	8.28	2.13	109	8.09	2.34

*Significantly different between those who collaborate with the WBG and those who do not.

**C. World Bank Group's Sectoral Effectiveness and Results (continued)**

How EFFECTIVE do you believe the World Bank Group is in terms of the work it does in the following areas of development in Brazil? (1-Not effective at all, 10-Very effective)

	Collaborating with the WBG			Not Collaborating with the WBG		
	N	Mean	SD	N	Mean	SD
Gender equity	32	6.97	2.09	41	6.41	2.37
Information and communications technology	31	7.26	2.03	39	6.56	2.14
Transport	44	7.59	2.07	51	6.98	1.88
Crime and violence	18	5.28	1.81	32	5.59	2.14
Law and justice	20	5.60	2.68	31	5.90	2.37
Urban development	46	7.33	1.84	58	7.09	2.00
Environmental sustainability	60	7.38	2.10	65	7.20	1.81
Regulatory framework	28	6.39	2.59	37	6.05	2.03
Communicable/non-communicable diseases	19	6.79	2.44	35	6.51	2.05
Poverty reduction	51	7.18	2.45	66	7.12	1.97
Anti-corruption*	34	7.03	2.37	33	5.61	2.24
Private sector development	39	7.28	1.82	46	6.74	1.93
Foreign direct investment	31	7.06	2.03	43	6.93	1.71
Water and sanitation	51	7.29	1.95	57	7.39	1.47
Trade and exports	25	6.56	2.12	41	6.95	1.73
Economic growth	45	7.29	2.24	55	7.36	1.90
Health	32	6.84	2.55	52	7.40	1.91
Disaster management	30	6.63	2.62	41	6.54	2.11
Public sector governance/ reform	42	6.83	2.32	56	6.13	2.42
Job creation/employment	38	7.03	2.16	52	6.73	2.00
Financial markets	30	6.83	2.48	43	6.79	2.04
Equality of opportunity	38	7.08	2.41	52	6.87	1.95
Energy	40	7.50	2.25	54	6.93	1.82
Rural development	44	7.45	2.14	54	6.76	2.05
Global/regional integration	38	7.13	2.48	54	6.76	2.19
Welfare of the vulnerable population*	47	7.15	2.49	46	6.13	2.34
Education	38	7.05	2.28	65	7.38	2.00
Social protection	27	6.26	2.67	41	6.22	2.07
Climate change	49	7.14	2.34	61	7.03	1.98
Agricultural development	43	7.58	2.37	56	7.14	1.97
Natural resource management	47	7.11	2.32	57	7.02	2.06

*Significantly different between those who collaborate with the WBG and those who do not.

**C. World Bank Group's Sectoral Effectiveness and Results (continued)**

	Collaborating with the WBG			Not Collaborating with the WBG		
	N	Mean	SD	N	Mean	SD
To what extent does the WBG's work help to achieve development results in Brazil?	73	6.71	2.06	110	6.30	1.78

(1-To no degree at all, 10-To a very significant degree)

To what extent do you agree with the following statements about the World Bank Group in Brazil?

	Collaborating with the WBG			Not Collaborating with the WBG		
	N	Mean	SD	N	Mean	SD
The WBG's financial instruments meet the needs of Brazil*	66	6.50	2.07	97	5.63	2.08
The WBG meets Brazil's needs for knowledge services*	74	6.89	1.86	105	6.09	2.13

(1-Strongly disagree, 10-Strongly agree) *Significantly different between those who collaborate with the WBG and those who do not.

	Collaborating with the WBG			Not Collaborating with the WBG		
	N	Mean	SD	N	Mean	SD
To what extent do you believe that Brazil received value for money from the World Bank Group's Reimbursable Advisory Services (RAS)?	51	6.73	2.15	65	6.38	1.93

(1-To no degree at all, 10-To a very significant degree)

	Collaborating with the WBG			Not Collaborating with the WBG		
	N	Mean	SD	N	Mean	SD
To what extent do you believe the WBG measures and corrects its work in real time in Brazil?	64	6.50	2.12	81	5.96	2.12

(1-To no degree at all, 10-To a very significant degree)

D. The World Bank Group's Knowledge Work and Activities**In Brazil, to what extent do you believe that the World Bank Group's knowledge work and activities:**

	Collaborating with the WBG			Not Collaborating with the WBG		
	N	Mean	SD	N	Mean	SD
Are timely	73	7.58	1.96	98	7.31	1.87
Lead to practical solutions	72	6.78	2.12	96	6.55	1.89
Are accessible (well written and easy to understand)	74	7.28	1.98	100	7.16	1.88
Are translated enough into local language	70	6.56	2.13	93	6.89	2.14
Are adaptable to Brazil's specific development challenges and country circumstances	70	6.69	1.98	98	6.30	2.09

(1-To no degree at all, 10-To a very significant degree)

**D. The World Bank Group's Knowledge Work and Activities (continued)**

	Collaborating with the WBG			Not Collaborating with the WBG		
	N	Mean	SD	N	Mean	SD
Overall, how significant a contribution do you believe the WBG's knowledge work and activities make to development results in your country?	74	7.19	2.01	103	6.81	1.96
Overall, how would you rate the technical quality of the World Bank Group's knowledge work and activities?	76	7.93	1.72	105	7.74	1.61

(1-Not significant at all, 10-Very significant; 1-Very low technical quality, 10-Very high technical quality)

E. Working with the World Bank Group

To what extent do you agree/disagree with the following statements? (1-Strongly disagree, 10-Strongly agree)

	Collaborating with the WBG			Not Collaborating with the WBG		
	N	Mean	SD	N	Mean	SD
The World Bank Group disburses funds promptly	63	6.43	2.53	58	6.19	2.24
The World Bank Group effectively monitors and evaluates the projects and programs it supports	72	7.47	2.08	84	7.19	2.13
The WBG's approvals and reviews are done in a timely fashion	67	6.91	2.39	64	6.77	2.05
The WBG's "Safeguard Policy" requirements are reasonable	64	6.94	2.27	68	6.78	2.01
The WBG's conditions on its lending are reasonable	59	7.22	2.06	71	6.59	2.23
The World Bank Group takes decisions quickly in Brazil	67	6.76	2.34	63	6.35	1.80
Working with the WBG increases Brazil's institutional capacity	73	7.99	1.81	94	7.71	2.36
Where country systems are adequate, the World Bank Group makes appropriate use of them	51	7.61	2.30	52	7.17	2.05
The World Bank Group provides effective implementation support	65	7.68	2.17	77	7.27	1.80

	Collaborating with the WBG			Not Collaborating with the WBG		
	N	Mean	SD	N	Mean	SD
To what extent do you believe that the WBG's work helps to find solutions that promote private public partnerships in Brazil?	51	7.06	1.77	76	6.91	1.81

(1-To no degree at all, 10-To a very significant degree)

G. Communication and Information Sharing

Please rate how much you agree with the following statements. (1-Strongly disagree, 10-Strongly agree)

	Collaborating with the WBG			Not Collaborating with the WBG		
	N	Mean	SD	N	Mean	SD
When I need information from the WBG I know how to find it	35	7.00	2.53	61	6.46	2.41
The WBG's social media channels are valuable sources of information about the institution*	74	7.68	2.36	106	6.54	2.58
The World Bank Group is responsive to my information requests and inquiries*	63	8.46	1.75	56	7.52	1.98

*Significantly different between those who collaborate with the WBG and those who do not.



Appendix D: Responses to Select Questions by Year²⁰

Comparing responses across Country Surveys reflect changes in attitudes over time, but also changes in respondent samples and changes to the survey instrument itself. To reduce the influence of the latter factor, only those questions with similar response scales/options were analyzed. Although the FY13 and FY16 samples were fairly similar, the samples from both years were weighted to have equivalent stakeholder groups.

Original Distribution		
Percentage of Respondents	FY13	FY16
Office of the President/ Minister	5.1%	5.7%
Government institutions (includes office of Parliamentarian, employees of ministries, independent government institutions, PMU/Consultants on WBG supported projects, and judiciary)	50.0%	34.3%
Bilateral/multilateral agencies	1.0%	1.2%
Private sector (includes financial sector/private banks)	13.8%	13.9%
Academia	3.1%	21.2%
Civil society (includes NGOs/CBOs, private foundations, trade unions, faith-based groups, and youth groups)	3.6%	8.6%
Local government	7.7%	4.1%
Total Number of Respondents (Un-Weighted)	196	245

(Note, there were too few respondents from Media in FY16 to be included here and respondents who indicated Other were excluded.)

The weighted stakeholder breakdown is presented below:

Weighted Distribution		
Percentage of Respondents	FY13	FY16
Office of the President/Minister	7.5%	7.9%
Government Institutions	46.7%	45.5%
Bilateral/Multilateral Agency	1.4%	1.6%
Private Sector	18.7%	18.4%
Academia	13.6%	13.3%
Civil Society	5.3%	6.6%
Local Government	6.8%	6.6%
Total Number of Respondents (Weighted)	144	185

All data presented in this appendix are weighted. As a result, means of the FY16 data and the total number of respondents indicated will be slightly different from the aggregated responses in Appendix A. Similarly, responses from FY13 respondents and the total number of respondents indicated may differ from those reported in the FY13 COS report.

A. General Issues facing Brazil

In general, would you say that Brazil is headed in...?*

Percentage of Respondents	FY13	FY16
The right direction	66.8%	32.0%
The wrong direction	25.8%	43.0%
Not sure	7.3%	25.0%

*Significantly different between FY16 and FY13 respondents.

²⁰ Only those questions that were asked in the FY '13 and FY '16 country opinion surveys, with similar response scales/options, are presented.

**B. Overall Attitudes toward the World Bank Group****How familiar are you with the work of these organizations in Brazil?**

	FY13			FY16		
	N	Mean	SD	N	Mean	SD
World Bank Group (WBG)*	142	5.84	2.701	176	6.45	2.551
Inter-American Development Bank (IDB/BID)	142	5.78	2.433	177	6.12	2.482
Latin American Development Bank (CAF)	136	3.98	3.04	175	3.87	2.60

*(1-Not familiar at all, 10-Extremely familiar) *Significantly different between FY16 and FY13 respondents.***Overall, please rate your impression of the effectiveness of these organizations in Brazil.**

	FY13			FY16		
	N	Mean	SD	N	Mean	SD
World Bank Group (WBG)*	124	6.21	2.141	149	7.17	1.93
Inter-American Development Bank (IDB/BID)*	123	6.31	2.091	144	6.98	1.942
Latin American Development Bank (CAF)	68	4.64	2.36	98	5.31	2.25

*(1-Not effective at all, 10-Very effective) *Significantly different between FY16 and FY13 respondents.*

	FY13			FY16		
	N	Mean	SD	N	Mean	SD
To what extent do you believe the World Bank Group's staff is well prepared to help Brazil solve its most complicated development challenges?	119	7.16	1.76	155	7.57	1.80

*(1-To no degree at all, 10-To a very significant degree)***To what extent do you agree with the following statements about the World Bank Group's work in Brazil?**

	FY13			FY16		
	N	Mean	SD	N	Mean	SD
Overall the World Bank Group currently plays a relevant role in development in Brazil*	124	5.83	2.05	161	6.37	2.17
The World Bank Group's work is aligned with what I consider the development priorities for Brazil*	122	5.71	2.04	158	6.41	2.18

*(1-Strongly disagree, 10-Strongly agree) *Significantly different between FY16 and FY13 respondents.***To what extent is the World Bank Group an effective development partner in Brazil in terms of each of the following?**

	FY13			FY16		
	N	Mean	SD	N	Mean	SD
Responsiveness to needs*	108	6.15	1.93	125	6.84	2.07
Flexibility (in terms of the institution's products and services)	110	5.83	1.99	129	6.31	1.92
Flexibility (in terms of changing country circumstances)*	104	5.74	1.90	130	6.26	2.04
Being inclusive*	108	6.01	2.00	124	6.57	2.16
Openness (sharing data and other information)*	110	6.08	2.17	144	7.27	2.07
Collaboration with the Government*	111	6.97	1.94	136	7.48	1.96
Collaboration with civil society	100	6.11	2.03	122	6.29	2.16
Staff accessibility*	113	6.42	2.19	130	7.41	2.05
Collaboration with other donors and development partners*	67	5.92	1.93	80	6.70	1.86
Straightforwardness and honesty*	108	6.41	2.13	132	8.20	1.89

*(1-To no degree at all, 10-To a very significant degree) *Significantly different between FY16 and FY13 respondents.*

**C. World Bank Group's Effectiveness and Results**

How EFFECTIVE do you believe the World Bank Group is in terms of the work it does in the following areas of development in Brazil? (1-Not effective at all, 10-Very effective)

	FY13			FY16		
	N	Mean	SD	N	Mean	SD
Gender equity*	78	5.30	2.54	57	6.77	2.26
Information and communications technology*	91	6.04	2.00	53	6.89	2.07
Transport*	88	5.94	2.08	74	7.34	1.95
Crime and violence	78	4.63	2.08	37	5.42	1.90
Law and justice*	75	4.05	2.24	37	5.70	2.52
Urban development*	94	6.11	2.07	82	7.15	1.97
Environmental sustainability*	97	6.12	2.11	100	7.35	1.94
Regulatory framework*	78	5.08	2.17	52	6.19	2.37
Communicable/non-communicable diseases*	84	5.63	2.49	42	6.60	2.22
Poverty reduction*	98	5.88	2.27	93	7.19	2.25
Anti-corruption*	79	4.46	2.77	51	6.69	2.41
Private sector development*	70	4.88	2.32	65	7.11	1.89
Foreign direct investment*	74	5.63	2.59	58	6.95	1.89
Water and sanitation*	89	6.58	2.13	85	7.32	1.76
Trade and exports*	79	5.78	2.43	51	6.72	1.89
Economic growth*	84	6.33	2.29	79	7.33	2.08
Health*	102	6.19	2.22	67	7.15	2.22
Disaster management*	75	4.95	2.51	58	6.64	2.36
Public sector governance/ reform*	91	5.28	2.73	78	6.56	2.43
Job creation/employment*	84	5.53	2.02	69	6.93	2.05
Financial markets*	79	5.70	2.30	55	6.90	2.33
Equality of opportunity*	82	5.41	2.52	71	6.97	2.19
Energy	81	6.57	2.05	73	7.20	2.08
Rural development*	81	5.93	2.24	77	7.23	2.15
Global/regional integration*	83	5.62	2.55	67	6.91	2.30
Education*	101	5.85	2.00	79	7.28	2.12
Social protection	83	5.58	2.49	52	6.40	2.38
Climate change*	75	5.40	2.48	87	7.12	2.18
Agricultural development*	83	6.14	2.17	77	7.42	2.12
Natural resource management*	75	5.55	2.44	82	7.10	2.16

*Significantly different between FY16 and FY13 respondents.

**C. World Bank Group's Effectiveness and Results (continued)**

	FY13			FY16		
	N	Mean	SD	N	Mean	SD
To what extent does the World Bank Group's work help to achieve development results in Brazil?*	123	6.02	2.17	143	6.55	1.89

(1-To no degree at all, 10-To a very significant degree) *Significantly different between FY16 and FY13 respondents.

To what extent do you agree with the following statements about the World Bank Group in Brazil?

	FY13			FY16		
	N	Mean	SD	N	Mean	SD
The World Bank Group's financial instruments meet the needs of Brazil	121	5.83	2.11	127	6.06	2.17
The World Bank Group meets Brazil's needs for knowledge services	117	6.11	2.12	139	6.48	2.05

(1-Strongly disagree, 10-Strongly agree)

	FY13			FY16		
	N	Mean	SD	N	Mean	SD
To what extent do you believe that Brazil received value for money from the World Bank Group's Reimbursable Advisory Services (RAS)?	49	6.22	2.46	90	6.57	1.97

(1-To no degree at all, 10-To a very significant degree)

D. The World Bank Group's Knowledge Work and Activities**How frequently do you consult World Bank Group's knowledge work and activities in the work you do?**

Percentage of Respondents	FY13	FY16
Weekly*	3.8%	12.6%
Monthly*	9.0%	17.7%
A few times a year	42.9%	49.4%
Rarely*	29.5%	19.0%
Never*	14.8%	1.3%

*Significantly different between FY16 and FY13 respondents.

In Brazil, to what extent do you believe that the World Bank Group's knowledge work and activities:

	FY13			FY16		
	N	Mean	SD	N	Mean	SD
Are timely*	120	6.71	1.96	134	7.56	1.89
Lead to practical solutions	119	6.65	2.08	130	6.71	2.02
Are accessible (well written and easy to understand)*	118	6.21	2.32	136	7.26	1.91
Are translated enough into local language	113	6.31	2.14	126	6.75	2.06
Are adaptable to Brazil's specific development challenges and country circumstances	113	6.87	2.01	129	6.53	2.06

(1-To no degree at all, 10-To a very significant degree) *Significantly different between FY16 and FY13 respondents.

**D. The World Bank Group's Knowledge Work and Activities (continued)**

	FY13			FY16		
	N	Mean	SD	N	Mean	SD
Overall, how significant a contribution do you believe the WBG's knowledge work and activities make to development results in your country?	129	6.58	2.20	136	7.02	1.99
Overall, how would you rate the technical quality of the World Bank Group's knowledge work and activities?	122	7.57	1.76	141	7.83	1.74

(1-Not significant at all, 10-Very significant; 1-Very low technical quality, 10-Very high technical quality)

E. Working with the World Bank Group

To what extent do you agree/disagree with the following statements?

	FY13			FY16		
	N	Mean	SD	N	Mean	SD
The World Bank Group disburses funds promptly*	105	5.18	2.21	103	6.50	2.41
The World Bank Group effectively monitors and evaluates the projects and programs it supports*	113	6.79	2.17	127	7.41	2.09
The World Bank Group's approvals and reviews are done in a timely fashion	97	6.51	2.02	108	6.84	2.23
The World Bank Group's "Safeguard Policy" requirements are reasonable	88	6.24	2.10	107	6.84	2.20
The World Bank Group's conditions on its lending are reasonable	100	6.32	2.22	106	6.91	2.20
Working with the WBG increases Brazil's institutional capacity*	115	6.96	1.86	134	7.95	2.10
Where country systems are adequate, the World Bank Group makes appropriate use of them*	96	6.47	2.09	85	7.41	2.18
The World Bank Group provides effective implementation support*	104	6.84	2.13	114	7.51	2.02

(1-Strongly disagree, 10-Strongly agree) *Significantly different between FY16 and FY13 respondents.

G. Communication and Information Sharing

Are you aware of the World Bank Group's Access to Information Policy under which the WBG will now disclose any information in its possession that is not a list of exceptions?*

Percentage of Respondents	FY13	FY16
Yes	22.6%	36.9%
No	77.4%	63.1%

*Significantly different between FY16 and FY13 respondents.

Do you use/have used the World Bank Group website?*

Percentage of Respondents	FY13	FY16
Yes	56.4%	84.6%
No	43.6%	15.4%

*Significantly different between FY16 and FY13 respondents.

Do you currently consult the World Bank Group social media sites (e.g., blogs, Facebook, Twitter, YouTube, Flickr)?

Percentage of Respondents	FY13	FY16
Yes	13.6%	19.6%
No	86.4%	80.4%

**G. Communication and Information Sharing (continued)**

Please rate how much you agree with the following statements.

	FY13			FY16		
	N	Mean	SD	N	Mean	SD
When I need information from the World Bank Group I know how to find it*	117	5.69	2.79	69	6.72	2.50
The World Bank Group is responsive to my information requests and inquiries*	78	6.38	2.71	96	8.09	1.86

(1-Strongly disagree, 10-Strongly agree) *Significantly different between FY16 and FY13 respondents.

H. Background Information

Currently, do you professionally collaborate/work with the World Bank Group (IBRD, IFC, or MIGA) in your country?*

Percentage of Respondents	FY13	FY16
Yes	19.5%	41.9%
No	80.5%	58.1%

*Significantly different between FY16 and FY13 respondents.

Which of the following describes most of your exposure to the World Bank Group in Brazil?
(Choose no more than TWO)

Percentage of Respondents (Responses combined)	FY13	FY16
Observer*	34.8%	24.5%
Use World Bank Group reports/data*	18.1%	27.5%
Engage in World Bank Group related/sponsored events/activities*	19.5%	46.0%
Collaborate as part of my professional duties	29.0%	35.4%
Use World Bank Group website for information, data, research, etc.	26.0%	22.7%

*Significantly different between FY16 and FY13 respondents.

Appendix E: Indicator Questions as a Function of Exposure to the World Bank Group

Indicator Question	Which of the following describes your level of interaction with the WBG?		Which of the following describes most of your exposure to the World Bank in Brazil? (Choose no more than TWO)									
	Not Collaborating	Currently Collaborating	Observer		Use WBG reports/data		Engage in WBG activities		Collaborate		Use WBG website	
			No Mean	Yes Mean	No Mean	Yes Mean	No Mean	Yes Mean	No Mean	Yes Mean	No Mean	Yes Mean
Overall, please rate your impression of the World Bank Group's effectiveness in Brazil.	6.57	7.41	7.12	6.23	7.03	6.72	6.62	7.38	6.70	7.38	7.06	6.56
Overall the World Bank Group currently plays a relevant role in development in Brazil	5.75	6.87	6.31	5.87	6.39	5.81	5.81	6.73	5.95	6.72	6.45	5.55
The World Bank Group's work is aligned with what I consider the development priorities for Brazil	5.81	6.94	6.41	5.84	6.45	5.90	6.12	6.49	6.03	6.80	6.48	5.77
Responsiveness to needs	6.26	7.10	6.78	6.13	6.91	6.02	6.40	6.97	6.24	7.34	6.84	6.18
Flexibility (in terms of the institution's products and services)	5.74	6.65	6.36	5.19	6.33	5.69	5.82	6.56	5.87	6.63	6.16	6.08
Flexibility (in terms of changing country circumstances)	5.59	6.71	6.29	5.09	6.30	5.57	5.67	6.60	5.71	6.71	6.23	5.67
Being inclusive	5.89	6.88	6.47	5.61	6.56	5.77	5.91	6.78	5.98	6.96	6.63	5.55
Openness (sharing data and other information)	6.95	7.47	7.23	7.03	7.34	6.89	7.07	7.35	7.07	7.43	7.30	6.92
Collaboration with the Government	6.93	7.90	7.53	6.45	7.56	6.81	7.01	7.73	7.00	7.94	7.60	6.70
The speed in which it gets things accomplished on the ground	5.96	6.51	6.50	4.97	6.32	5.98	5.75	6.77	5.94	6.69	6.22	6.23
Ease of access to the people at the World Bank Group who are making decisions important to my work	6.32	7.47	6.96	6.35	7.21	6.00	6.35	7.38	6.40	7.57	7.09	6.25
Collaboration with civil society	5.56	6.92	6.29	5.44	6.33	5.60	5.66	6.66	5.71	7.02	6.42	5.40
Staff accessibility	6.58	7.68	7.19	6.54	7.43	6.24	6.57	7.66	6.71	7.75	7.35	6.44
Collaboration with other donors and development partners	6.30	6.98	6.74	6.19	6.83	6.23	6.25	7.13	6.37	7.13	6.92	5.93
Collaboration with the private sector	6.55	6.98	6.70	6.96	7.11	5.94	6.66	6.91	6.54	7.22	6.79	6.69
Straightforwardness and honesty	7.33	8.78	8.19	7.30	8.28	7.27	7.58	8.58	7.55	8.81	8.40	7.04
Being a long-term partner	8.37	8.97	8.68	8.46	8.91	7.98	8.38	8.95	8.41	9.06	8.92	7.90
To what extent does the World Bank Group's work help to achieve development results in Brazil?	6.30	6.71	6.63	6.00	6.56	6.33	6.30	6.72	6.45	6.57	6.56	6.28
The WBG's financial instruments meet the needs of Brazil	5.63	6.50	6.11	5.58	6.18	5.61	5.66	6.45	5.87	6.25	6.08	5.77
The WBG meets Brazil's needs for knowledge services	6.09	6.89	6.62	5.67	6.69	5.84	6.12	6.79	6.16	6.90	6.51	6.17
Are adaptable to Brazil's specific development challenges and country circumstances	6.30	6.69	6.62	5.85	6.66	6.07	6.04	6.97	6.30	6.76	6.59	6.11
Overall, how significant a contribution do you believe the World Bank Group's knowledge work and activities make to development results in your country?	6.81	7.19	7.19	6.22	7.07	6.84	6.63	7.44	6.89	7.17	7.08	6.74
Overall, how would you rate the technical quality of the World Bank Group's knowledge work and activities?	7.74	7.93	8.01	7.32	7.88	7.82	7.67	8.09	7.74	8.08	7.87	7.83
The World Bank Group takes decisions quickly in Brazil	6.35	6.76	6.69	5.95	6.73	6.09	6.26	6.89	6.44	6.71	6.53	6.69
Where country systems are adequate, the World Bank Group makes appropriate use of them	7.17	7.61	7.43	7.50	7.40	7.58	7.30	7.58	7.61	7.22	7.46	7.39

Yellow highlight indicates significant difference between Yes and No means.

Appendix F: Brazil FY 2016 Questionnaire



World Bank Group Country Survey FY16 – Brazil

The World Bank Group is interested in gauging the views of clients and partners who are either involved in development in Brazil or who observe activities related to social and economic development. The following survey will give the World Bank Group's team that works in Brazil, greater insight into how the Bank's work is perceived. This is one tool the World Bank Group uses to assess the views of its stakeholders, and to develop more effective strategies that support development in Brazil.

The online questionnaire ensures anonymity and confidentiality. We hope you'll be candid.

Finally, the survey relates to the World Bank Group's work. The World Bank Group consists of the International Bank for Reconstruction and Development (IBRD), the International Development Association (IDA), the International Finance Corporation (IFC), the Multilateral Investment Guarantee Agency (MIGA), and the International Centre for Settlement of Investment Disputes (ICSID). When responding to the survey, please consider the area of the World Bank Group with which you are most familiar.

To complete the survey, please click on the response that most accurately reflects your opinion. If you prefer not to answer a question, please leave it blank. If you feel that you do not have an adequate amount of information on a subject, please check "Don't know".

PLEASE NOTE: IN SOME CASES THE SURVEY WILL ASK FOR A SPECIFIC NUMBER OF RESPONSES. PLEASE DO NOT CHOOSE ANY MORE THAN REQUESTED. IF MORE RESPONSES ARE CHOSEN, DATA CANNOT BE INCLUDED IN ANALYSIS.

SECTION A: GENERAL ISSUES FACING BRAZIL

A1. In general would you say that Brazil is headed in ... ?	
1	The right direction
2	The wrong direction
3	Not sure

SECTION A: GENERAL ISSUES

A2. Listed below are a number of development priorities in Brazil.

Please identify which of the following you consider the most important development priorities in Brazil? (Choose no more than THREE)

1	Global/regional integration	17	Climate change (e.g., mitigation, adaptation)
2	Welfare of the vulnerable population (indigenous, quilombolas, and other traditional communities)	18	Poverty reduction
3	Public sector governance/ reform (i.e., government effectiveness, public financial management, public expenditure, fiscal system reform, fiscal adjustment)	19	Transport (e.g., roads, bridges, transportation)
4	Social protection (e.g., pensions, targeted social assistance)	20	Education
5	Gender equity	21	Agricultural development
6	Private sector development	22	Trade and exports
7	Foreign direct investment	23	Crime and violence
8	Urban development	24	Anti corruption
9	Energy	25	Law and justice (e.g., judicial system)
10	Job creation/employment	26	Regulatory framework
11	Rural development	27	Communicable/non-communicable diseases
12	Financial markets	28	Natural resource management
13	Water and sanitation	29	Economic growth
14	Environmental sustainability	30	Disaster management
15	Equality of opportunity (i.e., equity, social inclusion)	31	Information and communications technology
16	Health		

A3. The World Bank Group has committed itself to twin goals: ending extreme poverty by 2030 and boosting shared prosperity. Poverty reduction is a broad term that encompasses work in many different areas.

Which THREE areas of development listed below do you believe would contribute most to reducing poverty in Brazil? (Choose no more than THREE)

1	Water and sanitation	16	Anti corruption
2	Equality of opportunity (i.e., equity, social inclusion)	17	Education
3	Rural development	18	Foreign direct investment
4	Climate change (e.g., mitigation, adaptation)	19	Energy
5	Global/regional integration	20	Public sector governance/ reform (i.e., government effectiveness, public financial management, public expenditure, fiscal system reform, fiscal adjustment)
6	Gender equity	21	Private sector development
7	Economic growth	22	Natural resource management
8	Urban development	23	Environmental sustainability
9	Regulatory framework	24	Health
10	Social protection (e.g., pensions, targeted social assistance)	25	Agricultural development
11	Law and justice (e.g., judicial system)	26	Disaster management
12	Transport (e.g., roads, bridges, transportation)	27	Job creation/employment
13	Crime and violence	28	Financial markets
14	Communicable/non-communicable diseases	29	Trade and exports
15	Information and communications technology	30	Welfare of the vulnerable population (indigenous, quilombolas, and other traditional communities)

**SECTION A: GENERAL ISSUES**

A4. The World Bank Group's "Shared Prosperity" goal captures two key elements, economic growth and equity. It will seek to foster income growth among the bottom 40 percent of a country's population. Improvement in the Shared Prosperity Indicator requires growth and well-being of the less well-off. When thinking about the idea of "shared prosperity" in your country, which of the following TWO best illustrate how this would be achieved in Brazil? (Choose no more than TWO)

1	Sustained economic growth
2	More reliable social safety net
3	Greater access to micro-finance for the poor
4	Greater voice and participation for citizens to help ensure greater accountability
5	Greater access to health and nutrition for citizens
6	Better entrepreneurial opportunities (i.e., to start small and medium sized businesses)
7	A growing middle class
8	Better opportunity for the poor who live in rural areas
9	Better opportunity for the poor who live in urban areas
10	Better employment opportunities for young people
11	Better employment opportunities for women
12	Greater equity of fiscal policy
13	Education and training that better ensure job opportunity
14	Better quality public services
15	Other (please specify): _____

A5. Do you think the gap between the rich and the poor is a very big problem, a moderately big problem, a small problem or not a problem at all in Brazil? (Select only ONE response)

1	A very big problem
2	A moderately big problem
3	A small problem
4	Not a problem at all
5	Don't know

A6. In your view, is global climate change a very serious problem, somewhat serious, not too serious, or not a problem? (Select only ONE response)

1	A very serious problem
2	A somewhat serious problem
3	Not too serious problem
4	Not a problem
5	Don't know

SECTION B: OVERALL ATTITUDES TOWARD THE WORLD BANK GROUP

How familiar are you with the work of these organizations in Brazil?											
		Not familiar at all					Extremely familiar				
B1	World Bank Group (WBG)	1	2	3	4	5	6	7	8	9	10
B2	Inter-American Development Bank (IDB/BID)	1	2	3	4	5	6	7	8	9	10
B3	Latin American Development Bank (CAF)	1	2	3	4	5	6	7	8	9	10
B4	Central American Bank for Economic Integration (CABEI/BCiE)	1	2	3	4	5	6	7	8	9	10

Overall, please rate your impression of the effectiveness of these organizations in Brazil.											
		Not effective at all					Extremely effective				
B5	World Bank Group (WBG)	1	2	3	4	5	6	7	8	9	10
B6	Inter-American Development Bank (IDB/BID)	1	2	3	4	5	6	7	8	9	10
B7	Latin American Development Bank (CAF)	1	2	3	4	5	6	7	8	9	10
B8	Central American Bank for Economic Integration (CABEI/BCiE)	1	2	3	4	5	6	7	8	9	10

B9. To what extent do you believe the World Bank Group's staff is well prepared (e.g., skills and knowledge) to help Brazil solve its most complicated development challenges?											
1	2	3	4	5	6	7	8	9	10		
To no degree at all									To a very significant degree		Don't know

B10. When thinking about how the World Bank Group can have the most impact on development results in Brazil, in which sectoral areas do you believe the World Bank Group should focus most of its resources (financial and knowledge services) in Brazil? (Choose no more than THREE)			
1	Health	17	Economic growth
2	Crime and violence	18	Private sector development
3	Transport (e.g., roads, bridges, transportation)	19	Water and sanitation
4	Agricultural development	20	Welfare of the vulnerable population (indigenous, quilombolas, and other traditional communities)
5	Global/regional integration	21	Climate change (e.g., mitigation, adaptation)
6	Job creation/employment	22	Information and communications technology
7	Public sector governance/ reform (i.e., government effectiveness, public financial management, public expenditure, fiscal system reform, fiscal adjustment)	23	Trade and exports
8	Social protection (e.g., pensions, targeted social assistance)	24	Equality of opportunity (i.e., equity, social inclusion)
9	Rural development	25	Law and justice (e.g., judicial system)
10	Foreign direct investment	26	Regulatory framework
11	Education	27	Communicable/non-communicable diseases
12	Energy	28	Natural resource management
13	Gender equity	29	Poverty reduction
14	Financial markets	30	Anti corruption
15	Urban development	31	Disaster management
16	Environmental sustainability		

SECTION B: OVERALL ATTITUDES TOWARD THE WORLD BANK GROUP

B11. When thinking about the World Bank Group's role, which activity do you believe is of greatest VALUE and which activity is of second greatest value in Brazil?			
		Greatest Value (Choose only ONE)	Second Greatest Value (Choose only ONE)
1	Policy advice, studies, analyses	<input type="checkbox"/>	<input type="checkbox"/>
2	Data and statistics	<input type="checkbox"/>	<input type="checkbox"/>
3	Convening/Facilitating	<input type="checkbox"/>	<input type="checkbox"/>
4	Financial resources	<input type="checkbox"/>	<input type="checkbox"/>
5	Capacity development	<input type="checkbox"/>	<input type="checkbox"/>
6	Technical assistance	<input type="checkbox"/>	<input type="checkbox"/>
7	Help to bring discipline/effective supervision to implementation of investment projects	<input type="checkbox"/>	<input type="checkbox"/>
8	Mobilizing third party financial resources	<input type="checkbox"/>	<input type="checkbox"/>
9	Donor coordination	<input type="checkbox"/>	<input type="checkbox"/>
10	Linkage to non-Bank expertise (i.e., South-South knowledge sharing)	<input type="checkbox"/>	<input type="checkbox"/>
11	Other (please specify): _____	<input type="checkbox"/>	<input type="checkbox"/>

B12. Which of the following do you identify as the World Bank Group's greatest WEAKNESSES in its work in Brazil? (Choose no more than TWO)	
1	Too influenced by developed countries
2	Not exploring alternative policy options
3	Not collaborating enough with stakeholders outside the Government
4	Its advice and strategies do not lend themselves to practical problem solving
5	Not enough public disclosure of its work
6	Arrogant in its approach
7	Not client focused
8	The credibility of its knowledge/data
9	World Bank Group's processes too complex
10	Not willing to honestly criticize policies and reform efforts in the country
11	Staff too inaccessible
12	Imposing technocratic solutions without regard to political realities
13	World Bank Group's processes too slow (e.g., too bureaucratic in its operational policies and procedures)
14	Not aligned with other donors' work
15	Not aligned with country priorities
16	Not adequately sensitive to political/social realities in Brazil
17	Other (please specify): _____
18	Don't know

SECTION B: OVERALL ATTITUDES TOWARD THE WORLD BANK GROUP

B13. Which World Bank Group's instruments do you believe are the MOST effective in reducing poverty in Brazil? (Choose no more than TWO)

1	Trust Fund management
2	Knowledge products/services (analytical work, studies, surveys, etc.)
3	Capacity development
4	Technical assistance (advice, best practice, international experience, etc.)
5	Investment lending (financing specific projects)
6	Policy based lending / budget support to the Government
7	Multi-sectoral approaches
8	Other (please specify): _____
9	Don't know

B14. To what extent do you believe that the World Bank Group's work and support help the poorest in Brazil? (Select only ONE response)

1	To a fully sufficient degree
2	To a somewhat sufficient degree
3	To a somewhat insufficient degree
4	To a very insufficient degree
5	Don't know

To what extent do you agree with the following statements about the World Bank Group's work in Brazil?

		Strongly disagree										Strongly agree	Don't know
B15	Overall the World Bank Group currently plays a relevant role in development in Brazil	1	2	3	4	5	6	7	8	9	10		<input type="checkbox"/>
B16	The World Bank Group's work is aligned with what I consider the development priorities for Brazil	1	2	3	4	5	6	7	8	9	10		<input type="checkbox"/>

SECTION B: OVERALL ATTITUDES TOWARD THE WORLD BANK GROUP

To what extent is the World Bank Group an effective development partner in Brazil, in terms of each of the following?		To no degree at all										To a very significant degree	Don't know
		1	2	3	4	5	6	7	8	9	10		
B17	Responsiveness to needs											<input type="checkbox"/>	
B18	Flexibility (in terms of the institution's products and services)											<input type="checkbox"/>	
B19	Flexibility (in terms of changing country circumstances)											<input type="checkbox"/>	
B20	Being inclusive											<input type="checkbox"/>	
B21	Openness (sharing data and other information)											<input type="checkbox"/>	
B22	Collaboration with the Government											<input type="checkbox"/>	
B23	The speed in which it gets things accomplished on the ground											<input type="checkbox"/>	
B24	Ease of access to the people at the World Bank Group who are making decisions important to my work											<input type="checkbox"/>	
B25	Collaboration with civil society											<input type="checkbox"/>	
B26	Staff accessibility											<input type="checkbox"/>	
B27	Collaboration with other donors and development partners											<input type="checkbox"/>	
B28	Collaboration with the private sector											<input type="checkbox"/>	
B29	Straightforwardness and honesty											<input type="checkbox"/>	
B30	Treating clients and stakeholders in Brazil with respect											<input type="checkbox"/>	
B31	Being a long-term partner											<input type="checkbox"/>	

B32. When World Bank Group assisted reform efforts fail or are slow to take place, which of the following would you attribute this to? (Choose no more than TWO)	
1	The Government works inefficiently
2	Poor donor coordination
3	The World Bank Group is not sensitive enough to political/social realities on the ground
4	Lack of/inadequate levels of capacity in Government
5	There is not an adequate level of citizen/civil society participation
6	The World Bank Group works too slowly
7	The World Bank Group does not do adequate follow through/follow-up
8	Political pressures and obstacles
9	Reforms are not well thought out in light of country challenges
10	Other (please specify): _____

**SECTION C: WORLD BANK GROUP'S EFFECTIVENESS AND RESULTS**

C1. In your opinion, how IMPORTANT is it for the World Bank Group to be involved in the following areas of development in Brazil?													
		Not important at all										Very important	Don't know
		1	2	3	4	5	6	7	8	9	10		
1	Crime and violence	1	2	3	4	5	6	7	8	9	10	<input type="checkbox"/>	
2	Financial markets	1	2	3	4	5	6	7	8	9	10	<input type="checkbox"/>	
3	Transport (e.g., roads, bridges, transportation)	1	2	3	4	5	6	7	8	9	10	<input type="checkbox"/>	
4	Anti corruption	1	2	3	4	5	6	7	8	9	10	<input type="checkbox"/>	
5	Law and justice (e.g., judicial system)	1	2	3	4	5	6	7	8	9	10	<input type="checkbox"/>	
6	Urban development	1	2	3	4	5	6	7	8	9	10	<input type="checkbox"/>	
7	Environmental sustainability	1	2	3	4	5	6	7	8	9	10	<input type="checkbox"/>	
8	Trade and exports	1	2	3	4	5	6	7	8	9	10	<input type="checkbox"/>	
9	Information and communications technology	1	2	3	4	5	6	7	8	9	10	<input type="checkbox"/>	
10	Poverty reduction	1	2	3	4	5	6	7	8	9	10	<input type="checkbox"/>	
11	Gender equity	1	2	3	4	5	6	7	8	9	10	<input type="checkbox"/>	
12	Private sector development	1	2	3	4	5	6	7	8	9	10	<input type="checkbox"/>	
13	Foreign direct investment	1	2	3	4	5	6	7	8	9	10	<input type="checkbox"/>	
14	Water and sanitation	1	2	3	4	5	6	7	8	9	10	<input type="checkbox"/>	
15	Regulatory framework	1	2	3	4	5	6	7	8	9	10	<input type="checkbox"/>	
16	Economic growth	1	2	3	4	5	6	7	8	9	10	<input type="checkbox"/>	
17	Energy	1	2	3	4	5	6	7	8	9	10	<input type="checkbox"/>	
18	Disaster management	1	2	3	4	5	6	7	8	9	10	<input type="checkbox"/>	
19	Public sector governance/ reform (i.e., government effectiveness, public financial management, public expenditure, fiscal system reform, fiscal adjustment)	1	2	3	4	5	6	7	8	9	10	<input type="checkbox"/>	
20	Job creation/employment	1	2	3	4	5	6	7	8	9	10	<input type="checkbox"/>	
21	Communicable/non-communicable diseases	1	2	3	4	5	6	7	8	9	10	<input type="checkbox"/>	
22	Equality of opportunity (i.e., equity, social inclusion)	1	2	3	4	5	6	7	8	9	10	<input type="checkbox"/>	
23	Social protection (e.g., pensions, targeted social assistance)	1	2	3	4	5	6	7	8	9	10	<input type="checkbox"/>	
24	Rural development	1	2	3	4	5	6	7	8	9	10	<input type="checkbox"/>	
25	Global/regional integration	1	2	3	4	5	6	7	8	9	10	<input type="checkbox"/>	
26	Welfare of the vulnerable population (indigenous, quilombolas, and other traditional communities)	1	2	3	4	5	6	7	8	9	10	<input type="checkbox"/>	
27	Natural resource management	1	2	3	4	5	6	7	8	9	10	<input type="checkbox"/>	
28	Health	1	2	3	4	5	6	7	8	9	10	<input type="checkbox"/>	
29	Climate change (e.g., mitigation, adaptation)	1	2	3	4	5	6	7	8	9	10	<input type="checkbox"/>	
30	Agricultural development	1	2	3	4	5	6	7	8	9	10	<input type="checkbox"/>	
31	Education	1	2	3	4	5	6	7	8	9	10	<input type="checkbox"/>	

**SECTION C: WORLD BANK GROUP'S EFFECTIVENESS AND RESULTS**

C2. How EFFECTIVE do you believe the World Bank Group is in terms of the work it does in the following areas of development in Brazil? (If you have NO exposure to/experience in working in any of the sectors listed below, please respond "Don't know")

		Not effective at all										Very effective	Don't know
1	Gender equity	1	2	3	4	5	6	7	8	9	10		<input type="checkbox"/>
2	Information and communications technology	1	2	3	4	5	6	7	8	9	10		<input type="checkbox"/>
3	Transport (e.g., roads, bridges, transportation)	1	2	3	4	5	6	7	8	9	10		<input type="checkbox"/>
4	Crime and violence	1	2	3	4	5	6	7	8	9	10		<input type="checkbox"/>
5	Law and justice (e.g., judicial system)	1	2	3	4	5	6	7	8	9	10		<input type="checkbox"/>
6	Urban development	1	2	3	4	5	6	7	8	9	10		<input type="checkbox"/>
7	Environmental sustainability	1	2	3	4	5	6	7	8	9	10		<input type="checkbox"/>
8	Regulatory framework	1	2	3	4	5	6	7	8	9	10		<input type="checkbox"/>
9	Communicable/non-communicable diseases	1	2	3	4	5	6	7	8	9	10		<input type="checkbox"/>
10	Poverty reduction	1	2	3	4	5	6	7	8	9	10		<input type="checkbox"/>
11	Anti corruption	1	2	3	4	5	6	7	8	9	10		<input type="checkbox"/>
12	Private sector development	1	2	3	4	5	6	7	8	9	10		<input type="checkbox"/>
13	Foreign direct investment	1	2	3	4	5	6	7	8	9	10		<input type="checkbox"/>
14	Water and sanitation	1	2	3	4	5	6	7	8	9	10		<input type="checkbox"/>
15	Trade and exports	1	2	3	4	5	6	7	8	9	10		<input type="checkbox"/>
16	Economic growth	1	2	3	4	5	6	7	8	9	10		<input type="checkbox"/>
17	Health	1	2	3	4	5	6	7	8	9	10		<input type="checkbox"/>
18	Disaster management	1	2	3	4	5	6	7	8	9	10		<input type="checkbox"/>
19	Public sector governance/ reform (i.e., government effectiveness, public financial management, public expenditure, fiscal system reform, fiscal adjustment)	1	2	3	4	5	6	7	8	9	10		<input type="checkbox"/>
20	Job creation/employment	1	2	3	4	5	6	7	8	9	10		<input type="checkbox"/>
21	Financial markets	1	2	3	4	5	6	7	8	9	10		<input type="checkbox"/>
22	Equality of opportunity (i.e., equity, social inclusion)	1	2	3	4	5	6	7	8	9	10		<input type="checkbox"/>
23	Energy	1	2	3	4	5	6	7	8	9	10		<input type="checkbox"/>
24	Rural development	1	2	3	4	5	6	7	8	9	10		<input type="checkbox"/>
25	Global/regional integration	1	2	3	4	5	6	7	8	9	10		<input type="checkbox"/>
26	Welfare of the vulnerable population (indigenous, quilombolas, and other traditional communities)	1	2	3	4	5	6	7	8	9	10		<input type="checkbox"/>
27	Education	1	2	3	4	5	6	7	8	9	10		<input type="checkbox"/>
28	Social protection (e.g., pensions, targeted social assistance)	1	2	3	4	5	6	7	8	9	10		<input type="checkbox"/>
29	Climate change (e.g., mitigation, adaptation)	1	2	3	4	5	6	7	8	9	10		<input type="checkbox"/>
30	Agricultural development	1	2	3	4	5	6	7	8	9	10		<input type="checkbox"/>
31	Natural resource management	1	2	3	4	5	6	7	8	9	10		<input type="checkbox"/>

SECTION C: WORLD BANK GROUP'S EFFECTIVENESS AND RESULTS

C3. To what extent does the World Bank Group's work help to achieve development results in Brazil?											
1	2	3	4	5	6	7	8	9	10	<input type="checkbox"/>	
To no degree at all									To a very significant degree		Don't know

To what extent do you agree with the following statements about the World Bank Group in Brazil?												
		Strongly disagree								Strongly agree		Don't know
C4	The World Bank Group's financial instruments (i.e., investment lending, equity investment, trade finance, guarantees, Development Policy Loan, Trust Funds, Program 4 Result, etc.) meet the needs of Brazil	1	2	3	4	5	6	7	8	9	10	<input type="checkbox"/>
C5	The World Bank Group meets Brazil's needs for knowledge services (e.g., research, analysis, data, technical assistance)	1	2	3	4	5	6	7	8	9	10	<input type="checkbox"/>

C6. To what extent do you believe that Brazil received value for money from the World Bank Group's Reimbursable Advisory Services (RAS)?											
1	2	3	4	5	6	7	8	9	10	<input type="checkbox"/>	
To no degree at all									To a very significant degree		Don't know

C7. To what extent do you believe the World Bank Group measures and corrects its work in real time in Brazil?											
1	2	3	4	5	6	7	8	9	10	<input type="checkbox"/>	
To no degree at all									To a very significant degree		Don't know

PLEASE NOTE: IN SOME CASES THE SURVEY WILL ASK FOR A SPECIFIC NUMBER OF RESPONSES. PLEASE DO NOT CHOOSE ANY MORE THAN REQUESTED. IF MORE RESPONSES ARE CHOSEN, DATA CANNOT BE INCLUDED IN ANALYSIS.



SECTION D: THE WORLD BANK GROUP'S KNOWLEDGE WORK AND ACTIVITIES (i.e., ANALYSIS, STUDIES, RESEARCH, DATA, REPORTS, CONFERENCES)

D1. How frequently do you consult World Bank Group's knowledge work and activities in the work you do?	
1	Weekly
2	Monthly
3	A few times a year
4	Rarely
5	Never

In Brazil, to what extent do you believe that the World Bank Group's knowledge work and activities:													
		To no degree at all										To a very significant degree	Don't know
D2	Are timely	1	2	3	4	5	6	7	8	9	10		<input type="checkbox"/>
D3	Lead to practical solutions	1	2	3	4	5	6	7	8	9	10		<input type="checkbox"/>
D4	Are accessible (well written and easy to understand)	1	2	3	4	5	6	7	8	9	10		<input type="checkbox"/>
D5	Are translated enough into local language	1	2	3	4	5	6	7	8	9	10		<input type="checkbox"/>
D6	Are adaptable to Brazil's specific development challenges and country circumstances	1	2	3	4	5	6	7	8	9	10		<input type="checkbox"/>

D7. Overall, how significant a contribution do you believe the World Bank Group's knowledge work and activities make to development results in your country?													
1	2	3	4	5	6	7	8	9	10				<input type="checkbox"/>
Not significant at all									Very significant		Don't know		

D8. Overall, how would you rate the technical quality of the World Bank Group's knowledge work and activities?													
1	2	3	4	5	6	7	8	9	10				<input type="checkbox"/>
Very low technical quality									Very high technical quality		Don't know		

SECTION E: WORKING WITH THE WORLD BANK GROUP

To what extent do you agree/disagree with the following statements?												
		Strongly disagree										Strongly agree
		1	2	3	4	5	6	7	8	9	10	Don't know
E1	The World Bank Group disburses funds promptly	1	2	3	4	5	6	7	8	9	10	<input type="checkbox"/>
E2	The World Bank Group effectively monitors and evaluates the projects and programs it supports	1	2	3	4	5	6	7	8	9	10	<input type="checkbox"/>
E3	The World Bank Group's approvals and reviews are done in a timely fashion	1	2	3	4	5	6	7	8	9	10	<input type="checkbox"/>
E4	The World Bank Group's "Safeguard Policy" requirements are reasonable	1	2	3	4	5	6	7	8	9	10	<input type="checkbox"/>
E5	The World Bank Group's conditions on its lending are reasonable	1	2	3	4	5	6	7	8	9	10	<input type="checkbox"/>
E6	The World Bank Group takes decisions quickly in Brazil	1	2	3	4	5	6	7	8	9	10	<input type="checkbox"/>
E7	Working with the World Bank Group increases Brazil's institutional capacity	1	2	3	4	5	6	7	8	9	10	<input type="checkbox"/>
E8	Where country systems (e.g., procurement, financial management, etc.) are adequate, the World Bank Group makes appropriate use of them	1	2	3	4	5	6	7	8	9	10	<input type="checkbox"/>
E9	The World Bank Group provides effective implementation support (i.e., supervision of projects)	1	2	3	4	5	6	7	8	9	10	<input type="checkbox"/>

E10. To what extent do you believe that the World Bank Group's work helps to find solutions that promote private public partnerships in Brazil?												
1	2	3	4	5	6	7	8	9	10	<input type="checkbox"/>		
To no degree at all									To a very significant degree		Don't know	

E11. Which of the following best describes the World Bank Group's support in Brazil? (Select only one response)												
1	The World Bank Group is sufficiently selective and focuses on the most important development challenges in Brazil											
2	The World Bank Group is not sufficiently selective in Brazil, and it is involved in too many areas of development.											
3	Don't know											

SECTION F: RECENT TRENDS AND THE FUTURE ROLE OF THE WORLD BANK GROUP IN BRAZIL

F1. Which of the following SHOULD the World Bank Group do to make itself of greater value in Brazil? (Choose no more than TWO)	
1	Offer more innovative financial products
2	Ensure greater selectivity in its work
3	Provide more adequate data/knowledge/statistics/figures on Brazil's economy
4	Improve the competitiveness of its financing compared to markets (e.g., cost, timeliness, other terms)
5	Reach out more to groups outside of Government
6	Increase the level of capacity development in the country/ Invest in capacity building
7	Improve the quality of its experts as related to Brazil's specific challenges
8	Offer more innovative knowledge services
9	Collaborate more effectively with Government clients (e.g., national, state, local)
10	Work more on the federal level
11	Work more on the state level
12	Work faster
13	Reduce the complexity of obtaining World Bank Group financing
14	Increase availability of Reimbursable Advisory Services (RAS)
15	Other (please specify): _____

F2. When considering the combination of services that the World Bank Group offers in Brazil, and taking into account its limited level of resources, which ONE of the following do you believe the World Bank Group should offer more of in Brazil? (Select only ONE response)	
1	Financial services
2	Knowledge products
3	Convening services
4	None of the above
5	The combination is appropriate for Brazil
6	Don't know

SECTION G: COMMUNICATION AND INFORMATION SHARING

G1. How do you get most of your information about economic and social development issues in Brazil? (Choose no more than TWO)

1	Social media (e.g., Facebook, blogs, Twitter, YouTube, Flickr)	6	International television
2	International newspapers	7	Local newspapers
3	Local radio	8	Internet
4	International radio	9	Periodicals
5	Local television	10	Other (please specify): _____

G2. How would you prefer to receive information from the World Bank Group? (Choose no more than TWO)

1	Direct contact with World Bank Group (i.e., face to face meetings/discussions)	5	World Bank Group's website
2	Mobile phones	6	Social media (e.g., Facebook, blogs, Twitter, YouTube, Flickr)
3	World Bank Group's seminars/workshops/conferences	7	e-Newsletters
4	World Bank Group's publications and other written materials	8	Other (please specify): _____

G3	Are you aware of the World Bank Group's Access to Information Policies under which the World Bank Group discloses any information in its possession that is not on a list of exceptions? (If YES please go to Question G4; if NO please go to G5)	Yes	No
-----------	---	-----	----

G4. If yes, from which of the following sources did you learn about the World Bank Group's Access to Information Policies? (Select only ONE response)

1	World Bank Group's seminars/workshops/conferences
2	World Bank Group's website
3	World Bank Group's e-Newsletters
4	News/Media
5	Colleagues/Friends/Peer organizations
6	Other (please specify): _____

G5	Have you requested information from the World Bank Group on its activities in the past year? (If YES please go to Question G6; if NO please go to G7)	Yes	No
G6	Were you able to obtain this information?	Yes	No
G7	Do you use/have you used the World Bank Group website?	Yes	No
G8	Do you currently consult the World Bank Group social media sites (e.g., Facebook, blogs, Twitter, YouTube, and Flickr)?	Yes	No

Please rate how much you agree with the following statements.

	Strongly disagree										Strongly agree	Don't know
G9	When I need information from the World Bank Group I know how to find it (e.g., whom to call, where to reach them, etc.)	1	2	3	4	5	6	7	8	9	10	<input type="checkbox"/>
G10	The World Bank Group's social media channels (e.g., blogs, Facebook, Twitter, YouTube, Flickr) are valuable sources of information about the institution	1	2	3	4	5	6	7	8	9	10	<input type="checkbox"/>
G11	The World Bank Group is responsive to my information requests and inquiries	1	2	3	4	5	6	7	8	9	10	<input type="checkbox"/>

SECTION H: BACKGROUND INFORMATION

H1. Which of the following best describes your current position? (Select only ONE response)			
1	Office of the President, Prime Minister	11	NGO/Community Based Organization
2	Office of Minister	12	Media (press, radio, TV, web, etc.)
3	Office of Parliamentarian	13	Independent Government Institution (i.e., Regulatory Agency, Central Bank/oversight institution)
4	Employee of a Ministry, Ministerial Department or Implementation Agency	14	Trade Union
5	Project Management Unit (PMU) overseeing implementation of project/ Consultant/Contractor working on World Bank Group supported project/program	15	Faith-Based Group
6	Local Government Office or Staff	16	Youth Group
7	Bilateral/Multilateral Agency	17	Academia/Research Institute/Think Tank
8	Private Sector Organization	18	Judiciary Branch
9	Private Foundation	19	Other (please specify): _____
10	Financial Sector/Private Bank		

H2. Please identify the primary specialization of your work. (Select only ONE response)			
1	Water	12	Gender
2	Social protection and labor	13	Transport and ICT
3	Fragility, conflict and violence	14	Urban, rural, and social development
4	Environment and natural resources	15	Governance
5	Public-private partnerships	16	Poverty
6	Education	17	Jobs
7	Health, nutrition, and population	18	Agriculture
8	Energy and extractives	19	Climate Change
9	Macroeconomics and fiscal management	20	Generalist (specialized in multiple sectors)
10	Trade and competitiveness	21	Other (please specify): _____
11	Finance and markets		

H3. Currently, do you professionally collaborate/work with the World Bank Group (IBRD/IDA, IFC, or MIGA) in your country? (Select only ONE response)	
1	Yes
2	No

SECTION H: BACKGROUND INFORMATION

H4. Which of the following agencies of the World Bank Group do you primarily engage with in Brazil? (Select only ONE response)

1	The World Bank (IBRD)
2	The International Finance Corporation (IFC)
3	The Multilateral Investment Guarantee Agency (MIGA)
4	Other (please specify): _____

**H5. Do your projects involve both the World Bank and the IFC?
(If YES please go to Question H6; If NO please go to H7)**

1	Yes
2	No

**H6. If yes, what was your view of how the two institutions work together in Brazil?
(Select only ONE response)**

1	The two institutions work well together
2	The way the two institutions work together needs improvement
3	The two institutions do not work well together
4	Don't know

**H7. Which of the following describes most of your exposure to the World Bank Group in Brazil?
(Choose no more than TWO)**

1	Observer (i.e., follow in media, discuss in informal conversations, etc.)
2	Use World Bank Group reports/data
3	Engage in World Bank Group related/sponsored events/activities
4	Collaborate as part of my professional duties
5	Use World Bank Group website for information, data, research, etc.

H8. What's your gender?

1	Female
2	Male

H9. Which best represents your geographic location?

1	North
2	South
3	Southeast
4	Northeast
5	Center-West

Thank you for completing the survey!