

FY 2016 Comoros Country Opinion Survey Report

THE WORLD BANK GROUP

Public Opinion Research Group



WORLD BANK GROUP

July 2016



Acknowledgements

The Comoros Country Opinion Survey is part of the Country Opinion Survey Program series of the World Bank Group. This report was prepared by the Public Opinion Research Group (PORG) team led by Sharon Felzer (Senior Communications Officer, Head of PORG), Svetlana Markova, Jessica Cameron, Jing Guo, Calita Woods, and Isabel Tepedino. Dania Mendoza and Noreen Wambui provided data support. The report was prepared under the overall guidance and supervision of Sumir Lal (Director, ECRGP). PORG acknowledges the significant contribution from the country team and the local fielding agency COFINCO. In particular, PORG is grateful for the support from Erick Rabemananoro (Communications Officer) who coordinated the survey related activities from Antananarivo, Madagascar, and Antioissi Said Ali Said (Operations Analyst) in Moroni, Comoros.



Country Opinion Surveys
THE WORLD BANK GROUP



Table of Contents

| | |
|---|----|
| I. Objectives | 3 |
| II. Methodology..... | 3 |
| III. Demographics of the Sample..... | 4 |
| IV. General Issues Facing Comoros | 8 |
| V. Overall Attitudes toward the World Bank Group..... | 13 |
| VI. Sectoral Effectiveness..... | 20 |
| VII. How the World Bank Group Operates | 24 |
| VIII. World Bank Group's Knowledge and Instruments | 30 |
| IX. The Future Role of the World Bank Group in Comoros..... | 34 |
| X. Communication and Outreach | 40 |
| XI. Appendices..... | 44 |





I. Objectives

This survey was designed to assist the World Bank Group (WBG) in gaining a better understanding of how stakeholders in Comoros perceive the WBG. The survey explored:

- *General Issues Facing Comoros*
- *Overall Attitudes toward the World Bank Group*
- *World Bank Group's Effectiveness and Results*
- *The World Bank Group's Knowledge Work and Activities*
- *Working with the World Bank Group*
- *The Future Role of the World Bank Group in Comoros*
- *Communication and Information Sharing*
- *Background Information*

II. Methodology

From January to March 2016, 160 stakeholders of the WBG in Comoros were invited to provide their opinions on the WBG's work in the country by participating in a country opinion survey. Participants were drawn from the Office of the President/Prime Minister; office of a minister; office of a parliamentarian; ministries/ministerial departments/implementation agencies; Project Management Units (PMUs) overseeing implementation of WBG projects; consultants/contractors working on WBG-supported projects/programs; island governments; bilateral/multilateral agencies; private sector organizations; private foundations; the financial sector/private banks; NGOs/community based organizations; the media; independent government institutions; trade unions; faith-based groups; youth groups; academia/research institutes/think tanks; the judiciary branch; and other organizations. A total of 134 stakeholders participated in the survey (84% response rate).

Some respondents received and returned the questionnaires via post, courier, or email; others completed the questionnaire with the presence of a representative of the independent fielding agency. Respondents were asked about: general issues facing Comoros; their overall attitudes toward the WBG; the WBG's effectiveness and results; the WBG's knowledge work and activities; working with the WBG; the WBG's future role in Comoros; and the WBG's communication and information sharing.

Every country that engages in the Country Opinion Survey (COS) must include specific indicator questions that will be aggregated for the World Bank Group's annual Corporate Scorecard. These questions are identified throughout the survey report.

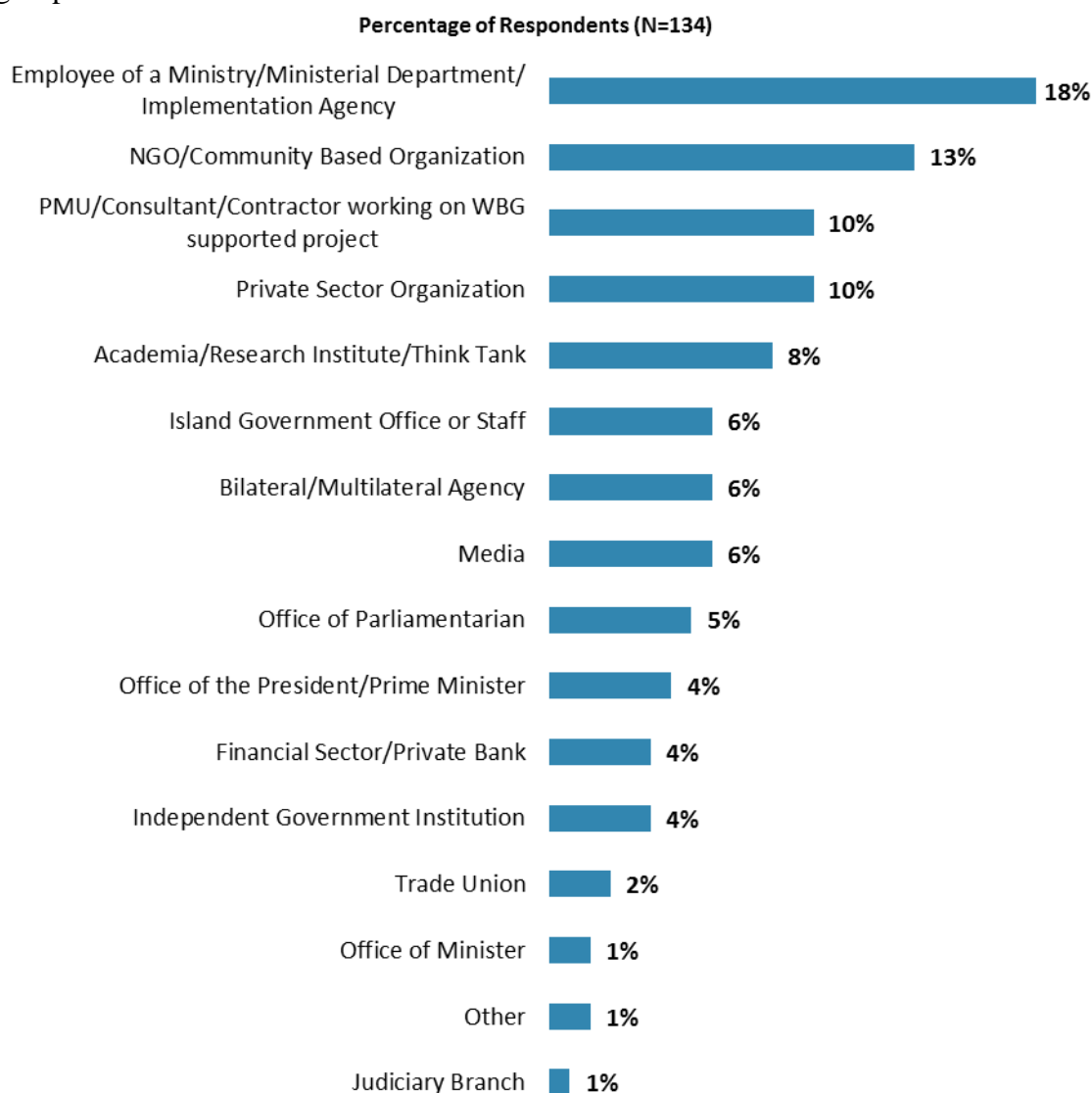
The results in this year's Country Survey were compared to those in the Country Survey conducted in FY'13 (response rate is 84%, N=126). Data were weighted to reach the same stakeholder composition in two years, which allows for year comparisons. Stakeholder groups which were not present in both fiscal years were not included in the comparison. Respondents who belonged to the "other" stakeholder category were not included either. As a result, mean ratings, percentages of respondents, and the total number of respondents in both years are slightly different from those of the original data reported in the FY'13 COS report and the non-weighted data presented in appendices A, B, C, D, and F. For the weighted stakeholder breakdown and year comparison results, please refer to Appendix E (page 99).



III. Demographics of the Sample

Current Position

- For further analyses, the small number of respondents from the office of a minister were combined with respondents from the Office of the President/Prime Minister; respondents from the financial sector/private banks were combined with those from private sector organizations; respondents from NGOs/community based organizations and trade unions were combined in the “CSO” category; and the few respondents from independent government institutions and the judiciary branch were included in the “Other” category. There were no respondents from private foundations, youth groups, and faith-based groups.

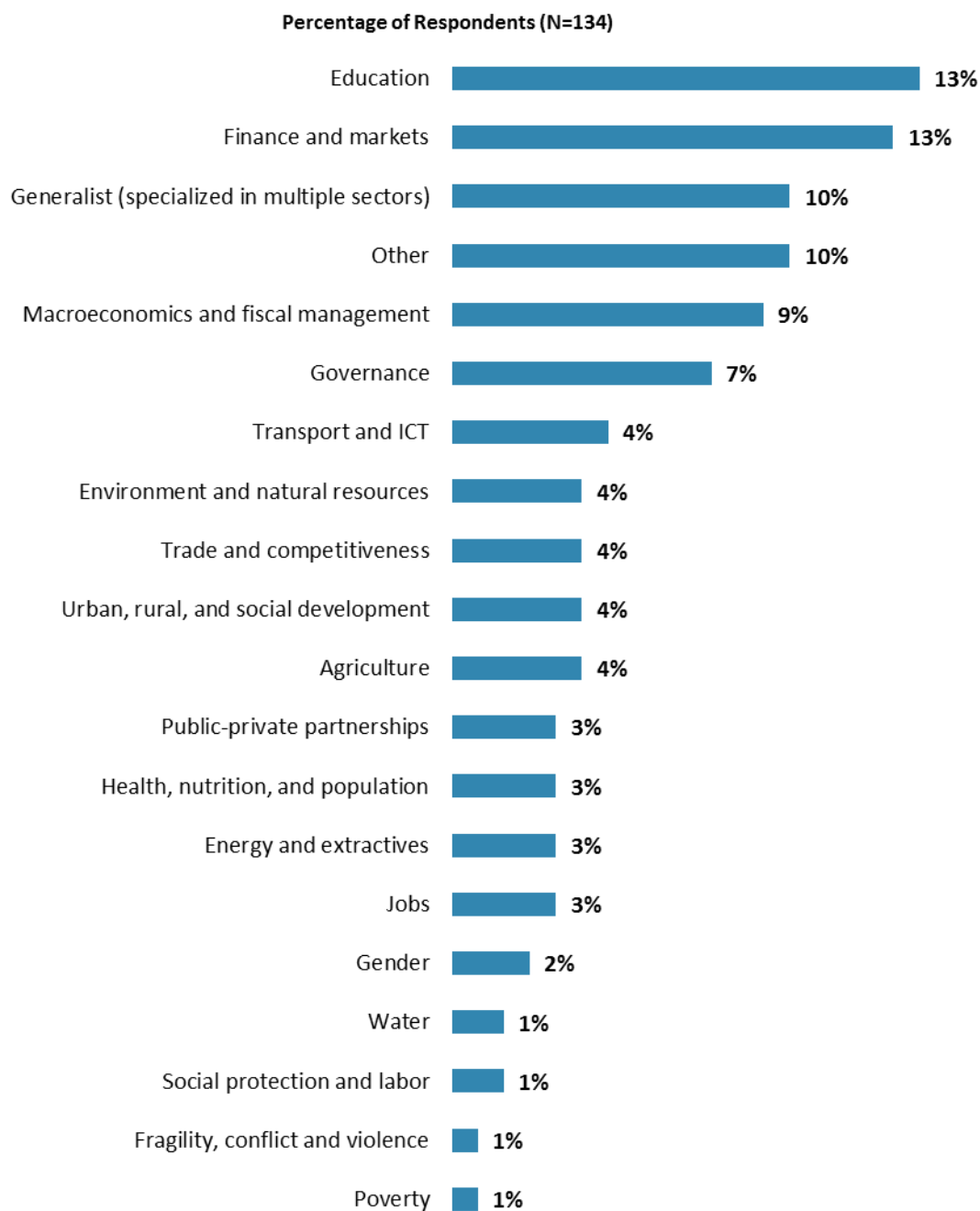


“Which of the following best describes your current position?” (Respondents chose from a list.)



III. Demographics of the Sample (continued)

Area of Primary Specialization



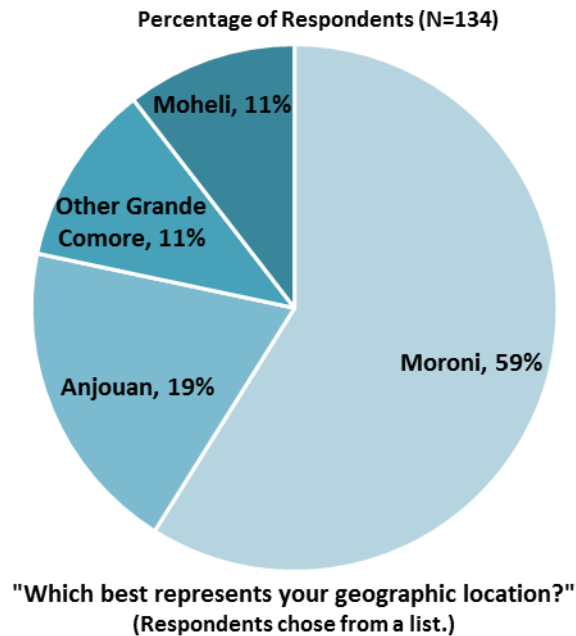
"Please identify the primary specialization of your work." (Respondents chose from a list.)



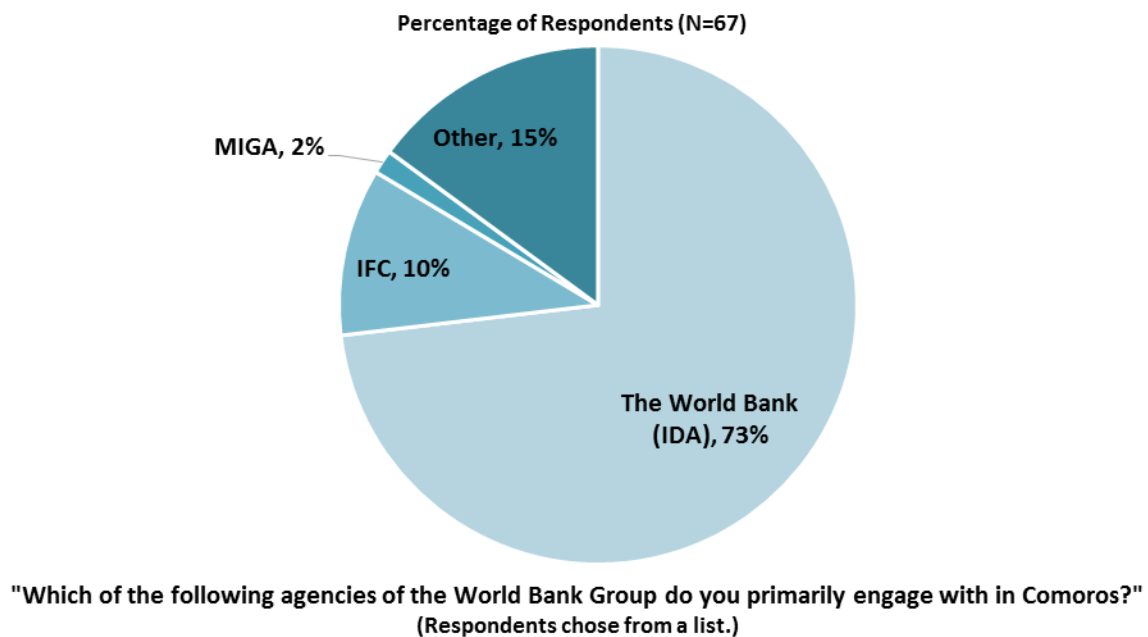
III. Demographics of the Sample (continued)

Geographic Locations

- Geographic location comparisons can be found in Appendix C (page 89).



Exposure to Agencies within the World Bank Group

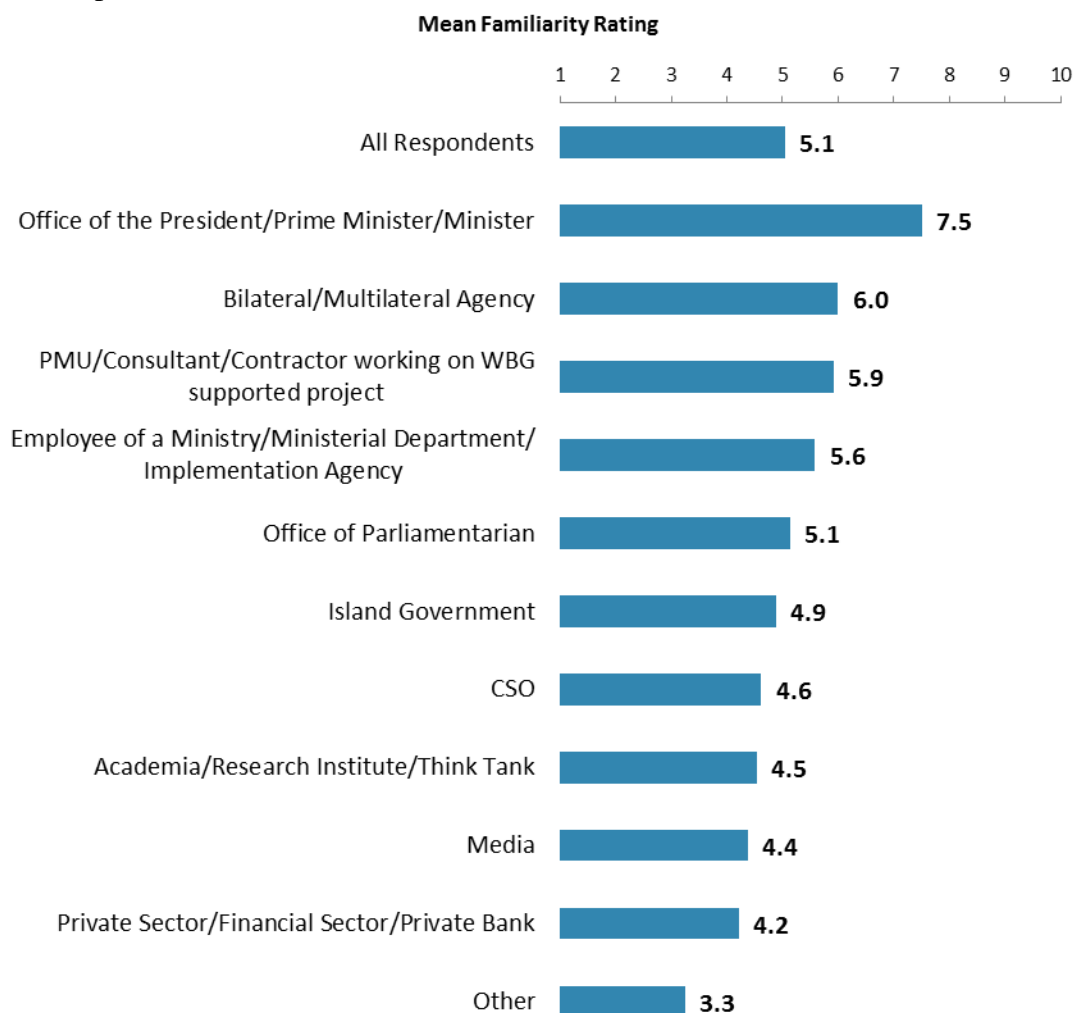




III. Demographics of the Sample (continued)

Familiarity with the World Bank Group

- **Year comparison:** Respondents in this year's Country Survey and the FY'13 Country Survey had statistically similar levels of familiarity with the WBG (weighted mean in FY'16 = 5.2; weighted mean in FY'13 = 5.4)¹.
- Respondents' levels of familiarity with the WBG were significantly, strongly correlated with their ratings of the WBG's overall effectiveness in Comoros, and significantly, moderately correlated with the extent to which the WBG plays a relevant role in development in Comoros, and the extent to which the WBG contributes to the country's development results.



"How familiar are you with the work of the World Bank Group in Comoros?"
(1 - "Not familiar at all", 10 - "Extremely familiar")

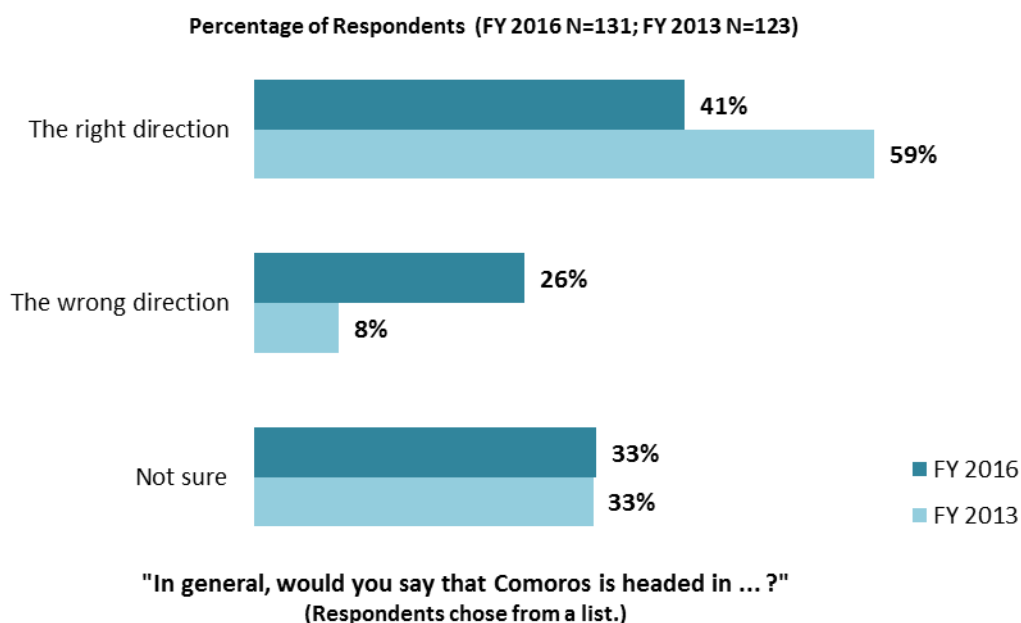
¹ Please refer to Appendix E (page 99) for more details on weighting. The means in the chart were calculated based on un-weighted data.



IV. General Issues Facing Comoros

Headed in the Right Direction²

- **Year comparison:** This year's respondents were significantly less likely to believe that Comoros is headed in the right direction compared to respondents in the FY'13 Country Survey.
- **Stakeholder groups:** In this year's Country Survey, majorities of respondents from the Office of the President/Prime Minister/Minister and employees of ministries/ministerial departments/implementation agencies indicated that Comoros is headed in the right direction, whereas respondents from bilateral/multilateral agencies were least positive about the prospect of Comoros.



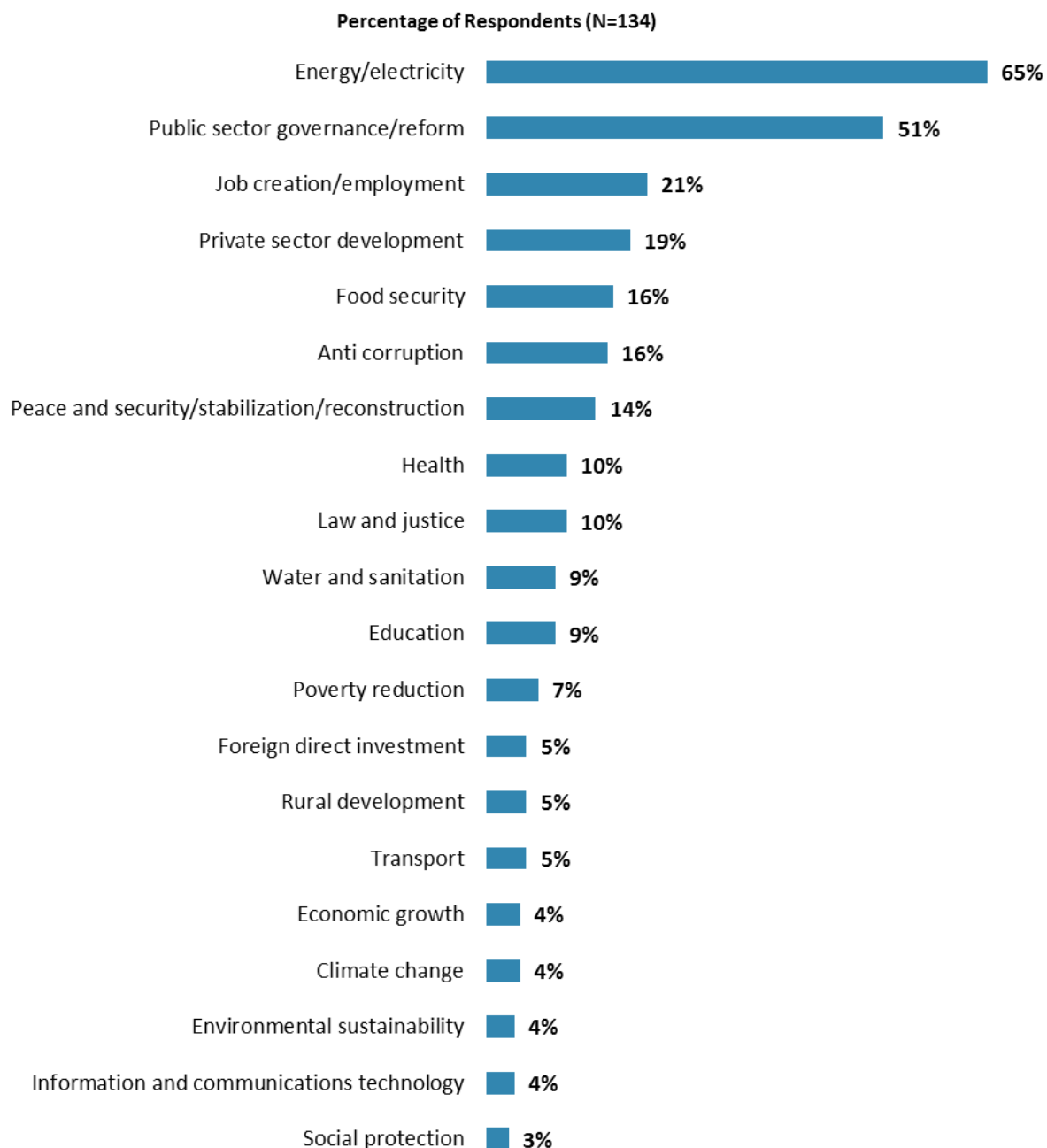
² Percentages presented in the chart were calculated based on weighted data from FY'16 and FY'13.



IV. General Issues Facing Comoros (continued)

Development Priority

- **Year comparison:** Respondents in the previous FY'13 Country Survey indicated that the most important development priorities in Comoros were “*public sector governance/reform*” (38%) and “*energy*” (36%).



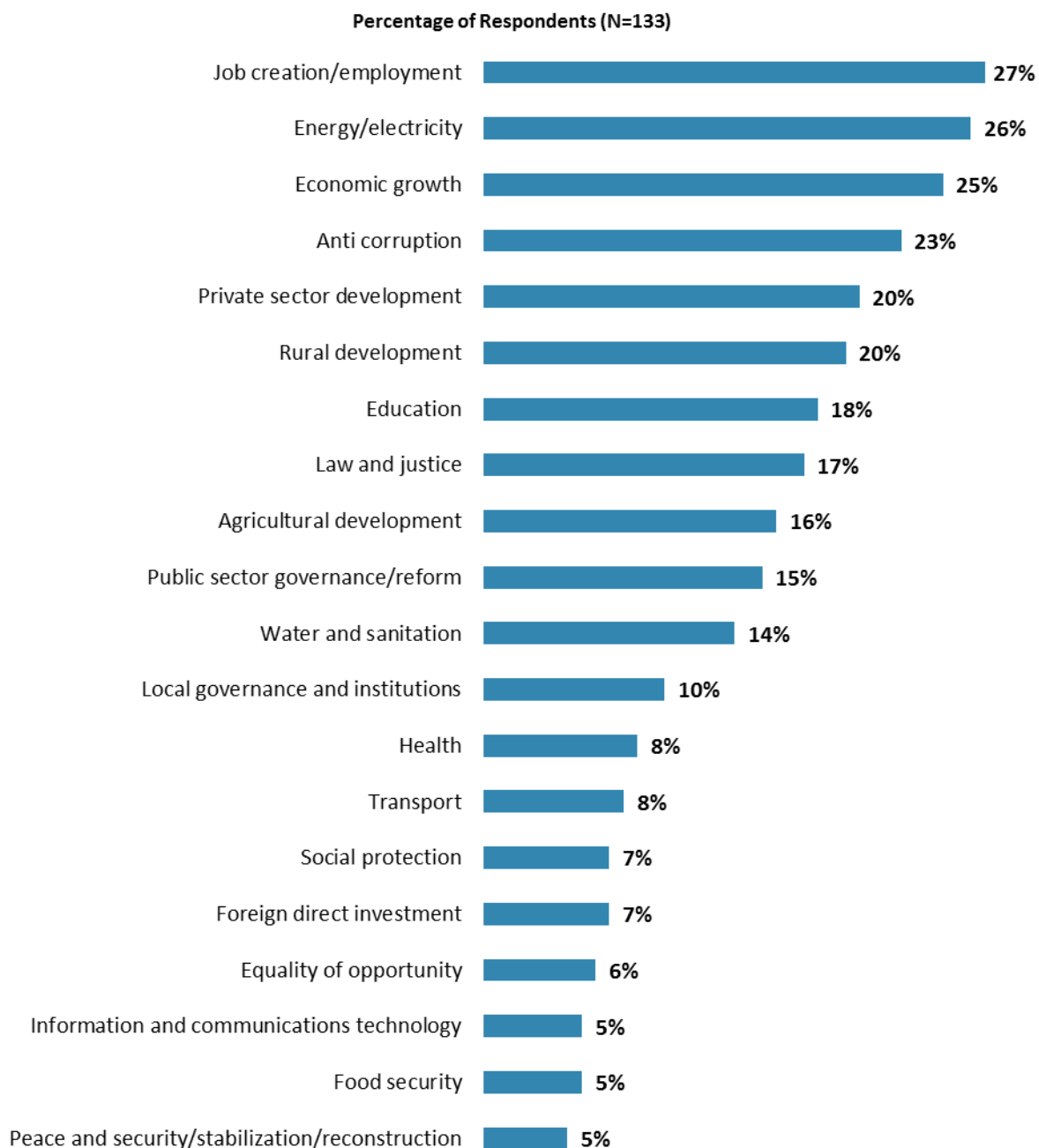
"Listed below are a number of development priorities in Comoros. Please identify which of the following you consider the most important development priorities in Comoros. (Choose no more than THREE)"
(Respondents chose from a list. Responses combined. Top 20 of 35 response options shown.)



IV. General Issues Facing Comoros (continued)

What Would Contribute Most to Reducing Poverty

- **Year comparison:** In the previous FY'13 Country Survey, respondents indicated that the greatest contributors to poverty reduction in Comoros were “*job creation/employment*” (27%), “*economic growth*” (26%), and “*energy*” (22%).

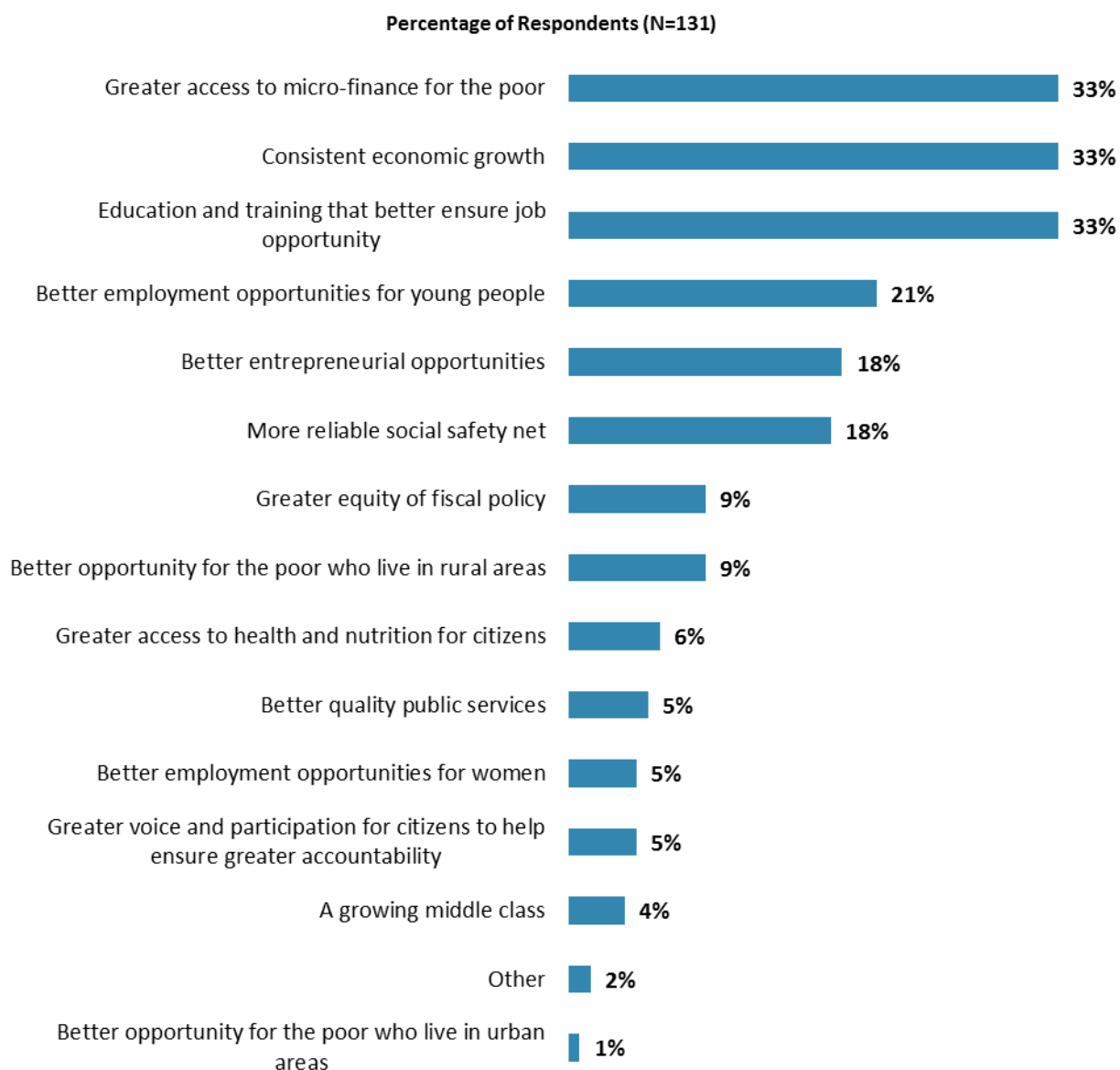


"Poverty reduction is a broad term that encompasses work in many different areas. Which THREE areas of development listed below do you believe would contribute most to reducing poverty in Comoros? (Choose no more than THREE)" (Respondents chose from a list. Responses combined. Top 20 of 34 response options shown.)



IV. General Issues Facing Comoros (continued)

Factors Contributing to “Shared Prosperity”

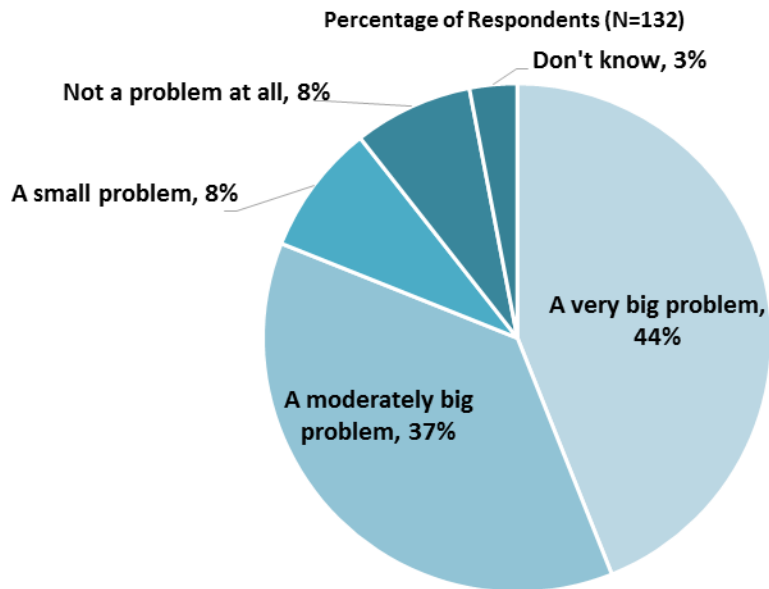


"The World Bank Group's "Shared Prosperity" goal captures two key elements, economic growth and equity. It will seek to foster income growth among the bottom 40 percent of a country's population. Improvement in the Shared Prosperity Indicator requires growth and well-being of the less well-off. When thinking about the idea of "shared prosperity" in your country, which of the following TWO best illustrate how this would be achieved in Comoros? (Choose no more than TWO)"
(Respondents chose from a list. Responses combined.)



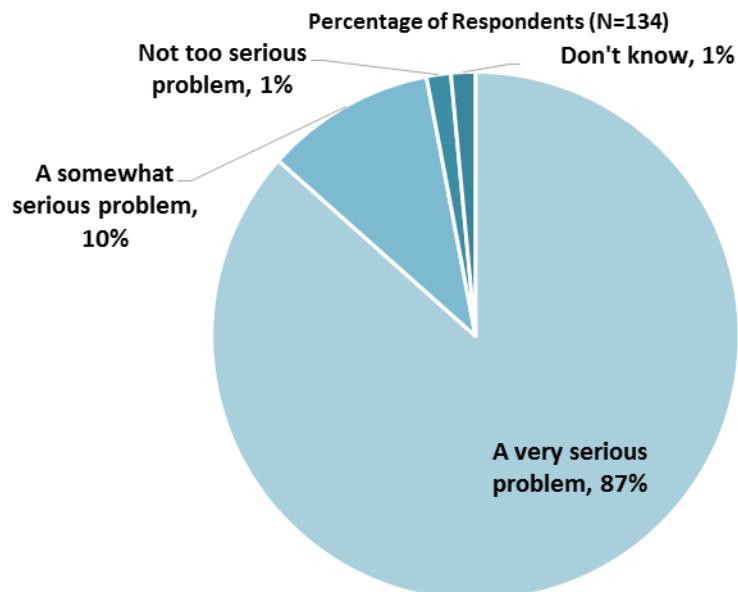
IV. General Issues Facing Comoros (continued)

Gap between the Rich and the Poor



"Do you think the gap between the rich and the poor is a very big problem, a moderately big problem, a small problem or not a problem at all in Comoros?" (Respondents chose from a list.)

Global Climate Change



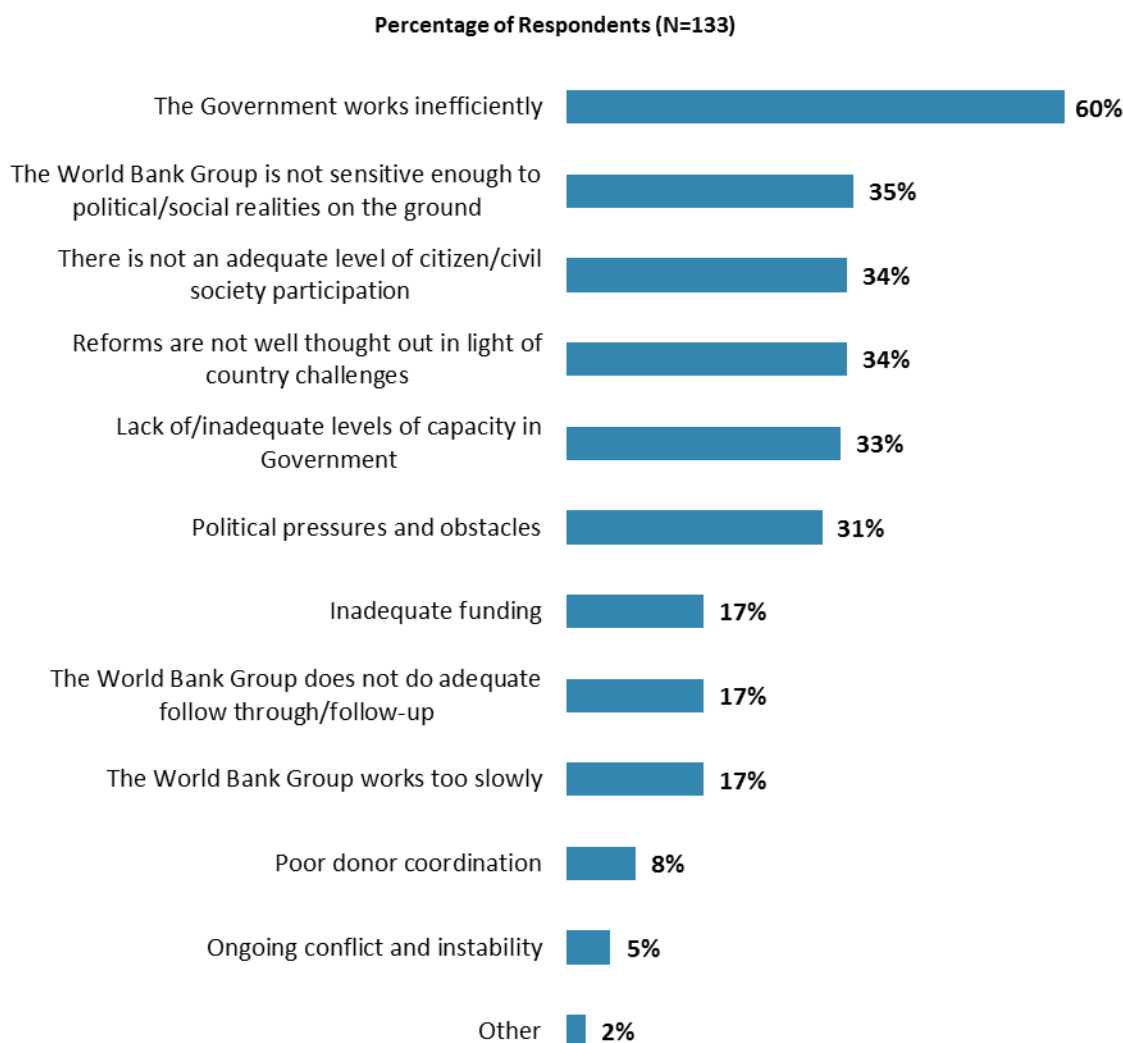
"In your view, is global climate change a very serious problem, somewhat serious, not too serious, or not a problem?" (Respondents chose from a list.) (Note: no respondents chose "Not a problem")



V. Overall Attitudes toward the World Bank Group

Attributing Failed/Slow Reform Efforts

- **Year comparison:** Respondents in the previous FY'13 Country Survey most often attributed failed or slow World Bank assisted reform efforts to that "*the Government works inefficiently*" (43%) and "*there is not an adequate level of citizen/civil society participation*" (41%).



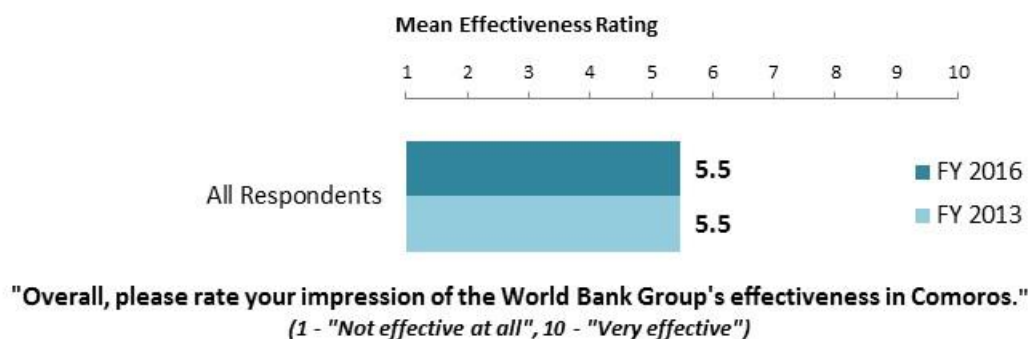
"When World Bank Group assisted reform efforts fail or are slow to take place, which THREE of the following would you attribute this to? (Choose no more than THREE)"
(Respondents chose from a list. Responses combined.)



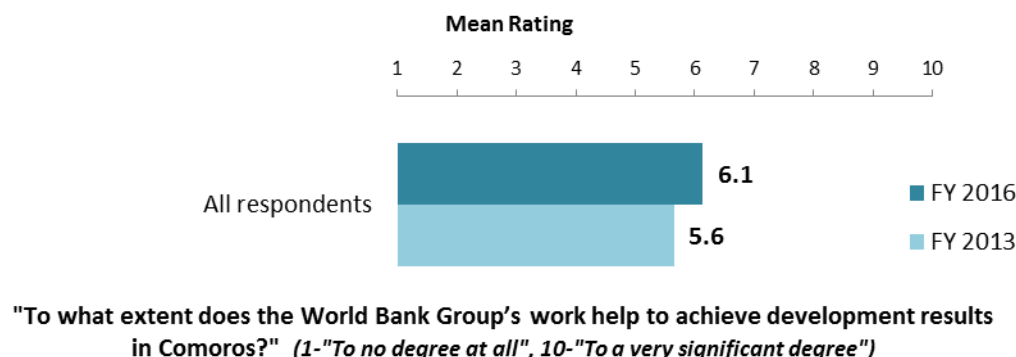
V. Overall Attitudes toward the World Bank Group (continued)

As noted in the "Methodology" section, the indicator questions referred to throughout the survey report are questions that are asked in every country that engages in the Country Opinion Survey. These will be aggregated for the World Bank Group's annual Corporate Scorecard.

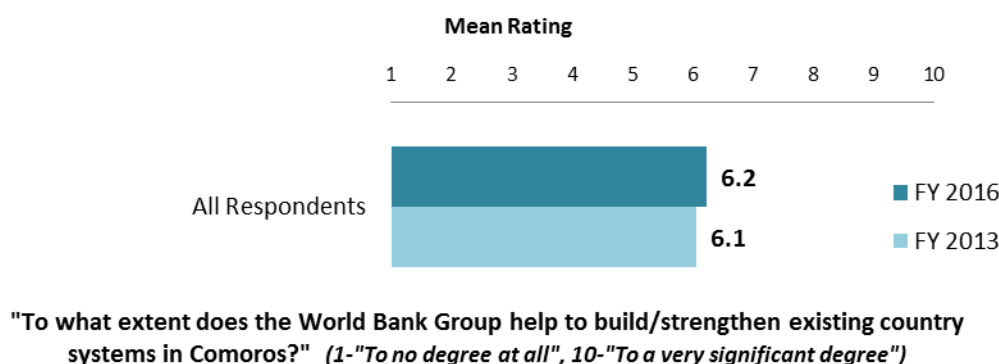
The World Bank Group's Overall Effectiveness³ (Indicator Question)



Achieving Development Results (Indicator Question)



Building/Strengthening Existing Country Systems (Indicator Question)

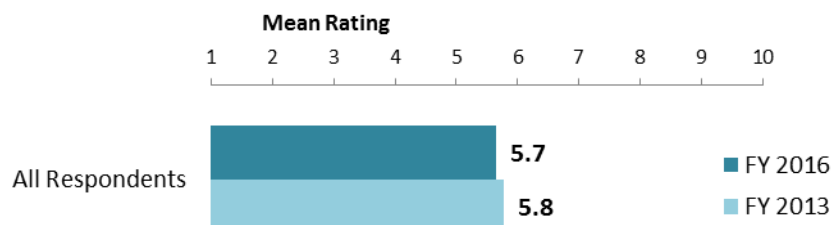


³ Means presented in the charts on this page were calculated based on weighted data from FY'16 and FY'13.



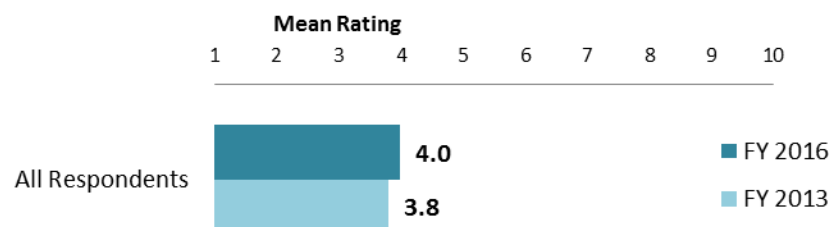
V. Overall Attitudes toward the World Bank Group (continued)

WBG Staff Preparedness⁴



"To what extent do you believe the World Bank Group's staff is well prepared (e.g., skills and knowledge) to help Comoros solve its most complicated development challenges?"
(1-"To no degree at all", 10-"To a very significant degree")

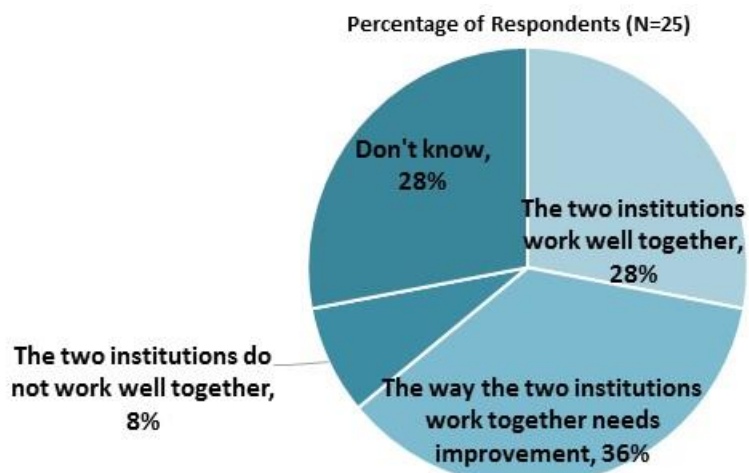
WBG Staffing in Comoros



"To what extent do you believe the World Bank Group is adequately staffed in Comoros?"
(1-"To no degree at all", 10-"To a very significant degree")

The World Bank and the IFC Working Together

- Only those stakeholders who responded "Yes" to the question "Do your projects involve both the World Bank and the IFC?" provided their views on the working relationship between the World Bank and the IFC.



"If your projects involved both the World Bank and the IFC, what was your view on the two institutions working together in Comoros?" (Respondents chose from a list.)

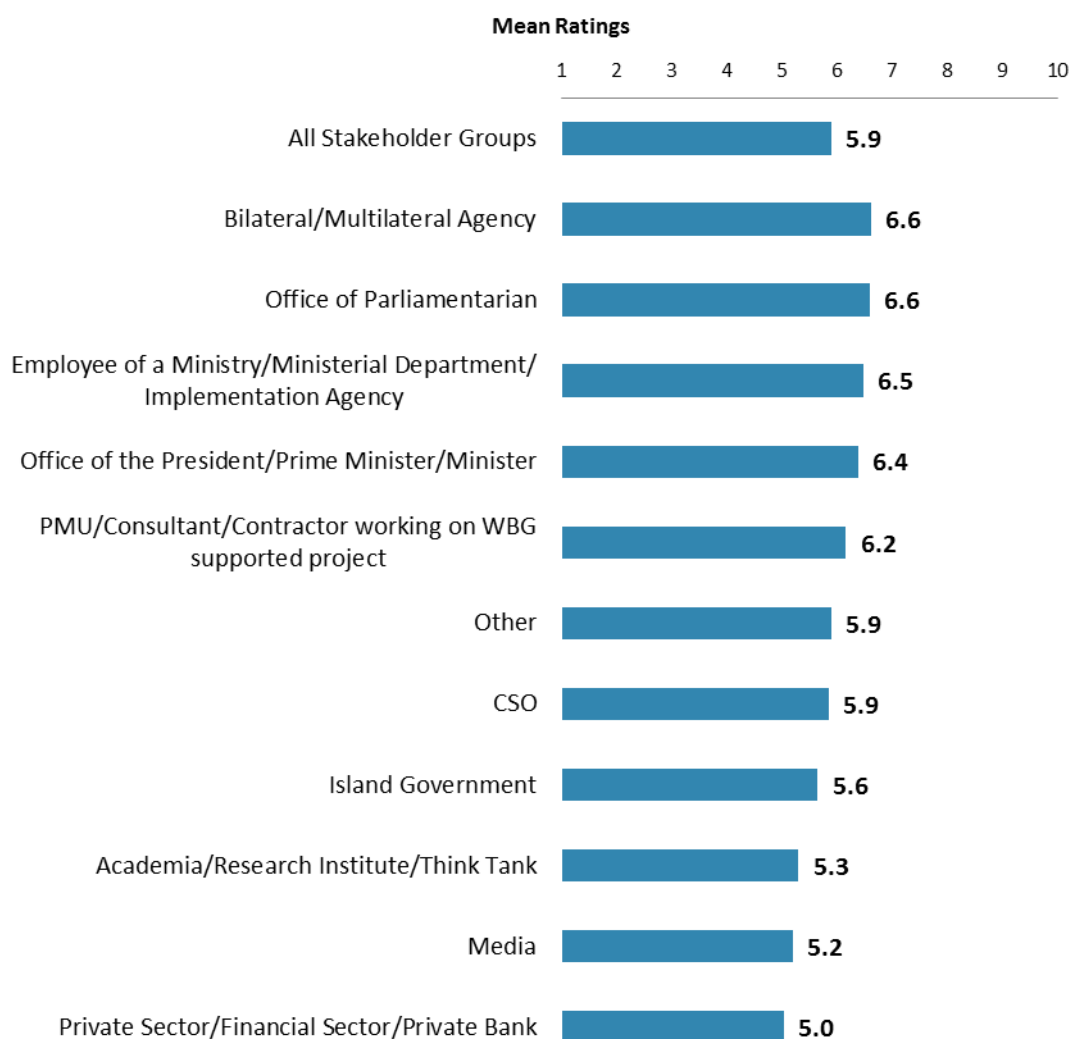
⁴ Means presented in the charts on this page were calculated based on weighted data.



V. Overall Attitudes toward the World Bank Group (continued)

Overall Ratings for Indicator Questions by Stakeholder Groups

- **Stakeholder groups:** Respondents across stakeholder groups gave statistically similar overall ratings for the twenty eight indicator questions. Responses for individual indicator questions by stakeholder groups can be found in Appendix B (see page 64).
- **Collaboration:** Respondents who collaborate with the WBG had significantly higher mean ratings for the aggregated responses to the twenty eight COS indicator questions (mean rating = 6.7) compared to respondents who do not collaborate with the WBG (mean rating = 5.5). Responses for individual indicator questions by exposure to the WBG can be found in Appendix F (page 105).



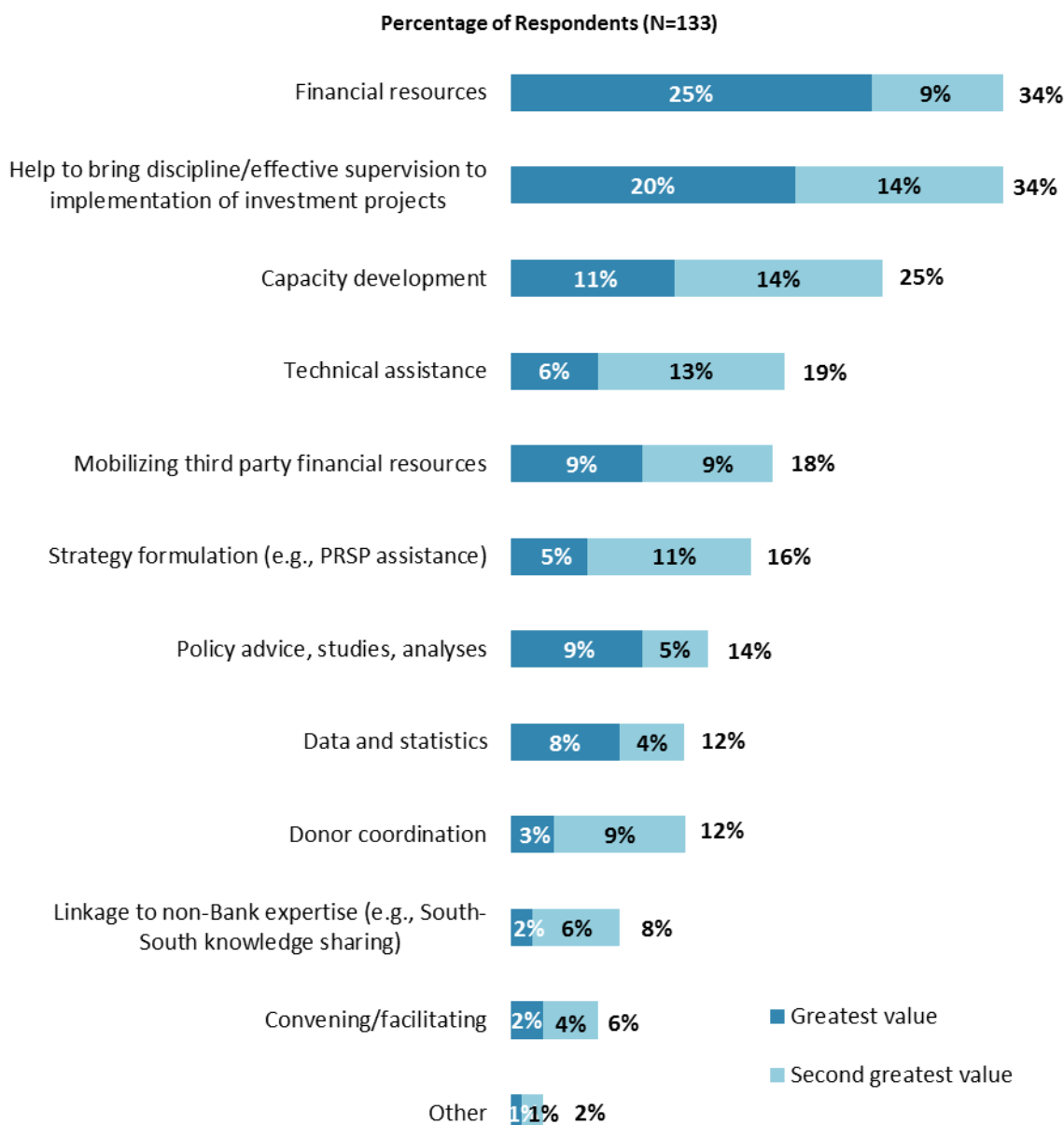
Mean Ratings for All Indicator Questions by Stakeholder Groups on a Scale from 1 to 10



V. Overall Attitudes toward the World Bank Group (continued)

Greatest Value

- **Year comparison:** Respondents in the previous FY'13 Country Survey indicated that the World Bank's greatest value to Comoros was its "*financial resources: investment lending*" (52%).



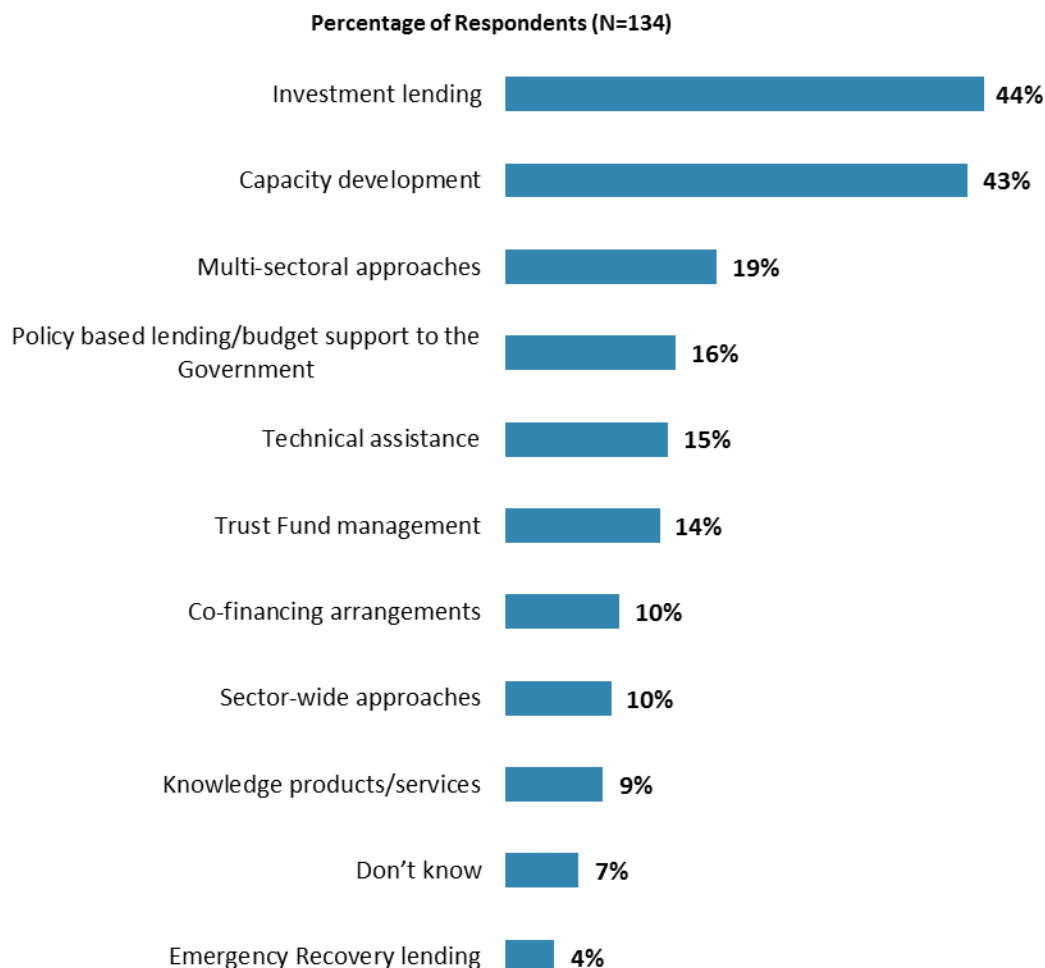
"When thinking about the World Bank Group's role, which activity do you believe is of greatest VALUE and which activity is of second greatest value in Comoros?"
(Respondents chose from a list.)



V. Overall Attitudes toward the World Bank Group (continued)

Most Effective Instruments in Reducing Poverty

- **Year comparison:** Respondents in the previous FY'13 Country Survey indicated that the most effective World Bank's instruments in reducing poverty in Comoros were “*investment lending*” (57%) and “*capacity development*” (46%).



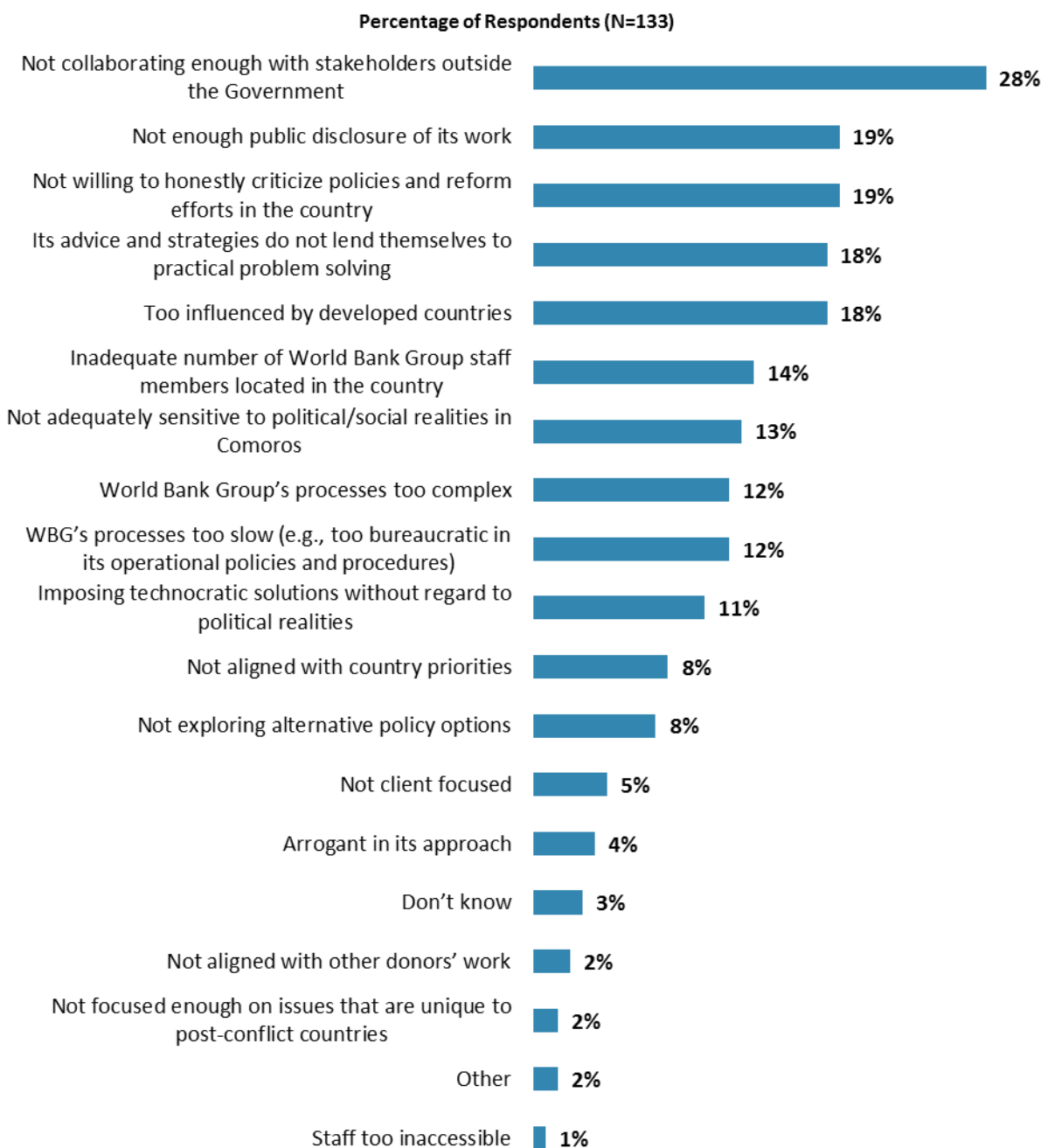
“Which World Bank Group's instruments do you believe are the MOST effective in reducing poverty in Comoros? (Choose no more than TWO)”
(Respondents chose from a list. Responses combined.)



V. Overall Attitudes toward the World Bank Group (continued)

Greatest Weakness

- **Year comparison:** Respondents in the previous FY'13 Country Survey indicated that the World Bank's greatest weakness in its work in the country was "*not being adequately sensitive to political/social realities in Comoros*" (26%).

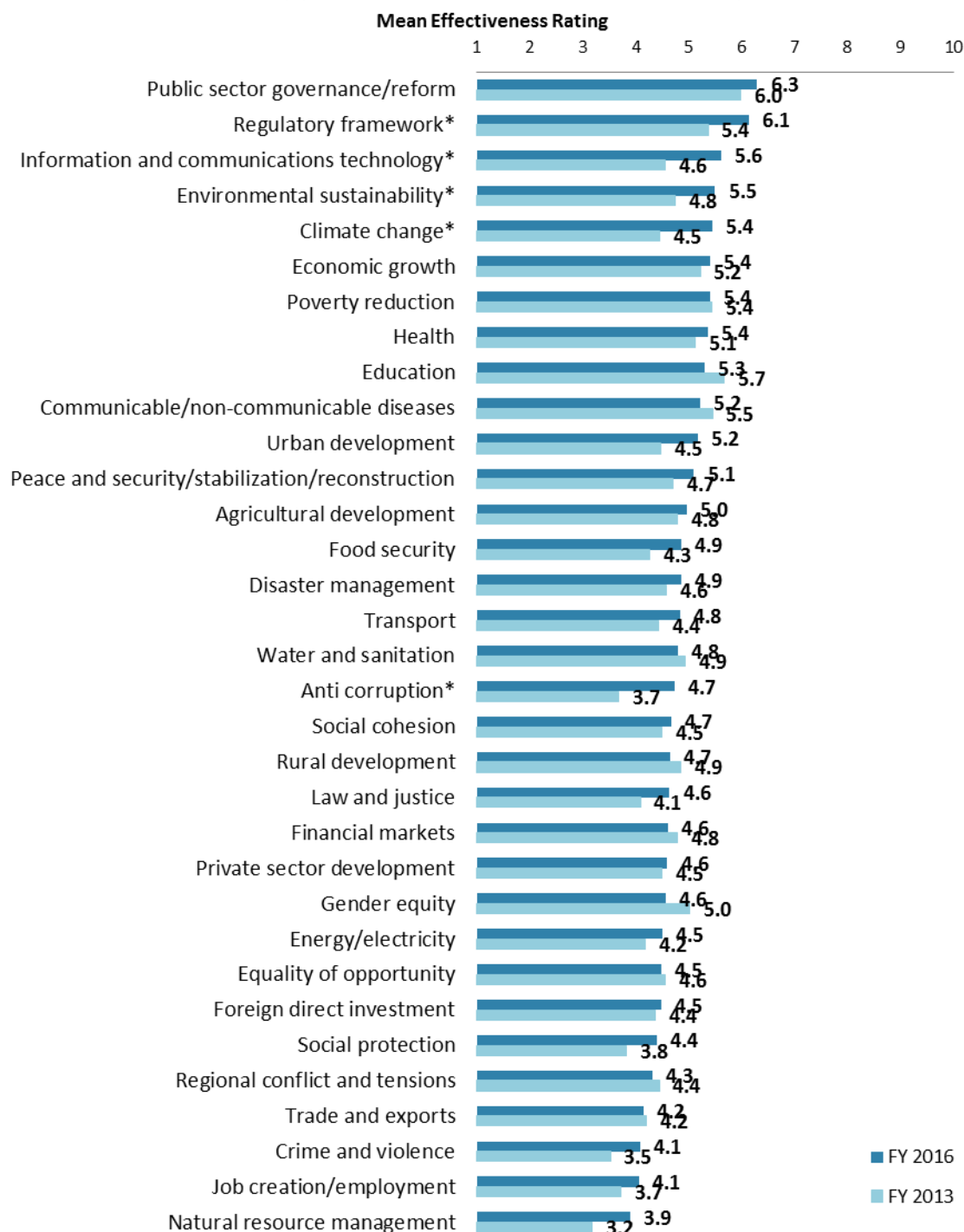


"Which of the following do you identify as the World Bank Group's greatest WEAKNESSES in its work in Comoros? (Choose no more than TWO)" (Respondents chose from a list. Responses combined.)



VI. Sectoral Effectiveness

Effectiveness of WBG's Support in Sectoral Areas: Year Comparison⁵



"How EFFECTIVE do you believe the World Bank Group is in terms of the work it does in the following areas of development in Comoros?" (1-"Not effective at all", 10-"Very effective")
(*Significantly different between FY 2016 and FY 2013)

⁵All means presented in this chart are calculated based on weighted data. See Appendix E for details.



VI. Sectoral Effectiveness (continued)

Effectiveness of WBG's Support in Sectoral Areas: Collaboration⁶



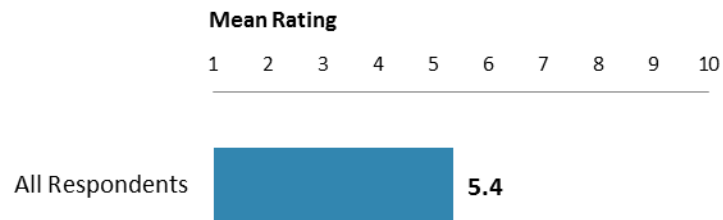
"How EFFECTIVE do you believe the World Bank Group is in terms of the work it does in the following areas of development in Comoros?" (1-"Not effective at all", 10-"Very effective")
(*Significantly different between collaborators and non-collaborators with the WBG)

⁶ Note in the Appendix on the sectoral effectiveness (Appendix A, page 56) that primarily informed stakeholders responded to this question. Respondents were given the option of "don't know" if they did not have exposure to the WBG's work in certain development areas.



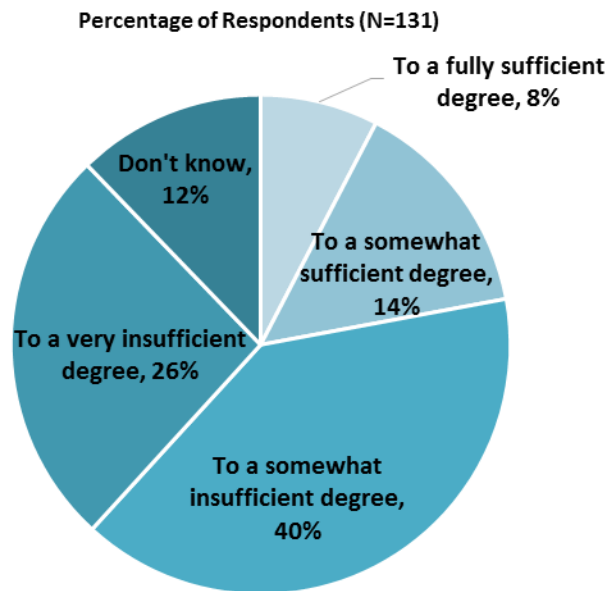
VI. Sectoral Effectiveness (continued)

The WBG Promoting Private Public Partnerships



"To what extent do you believe that the World Bank Group's work helps to find solutions that promote private public partnerships in Comoros?"
(1 - "To no degree at all", 10 - "To a very significant degree")

Helping the Poorest



"To what extent do you believe that the World Bank Group's work and support help the poorest in Comoros?" (Respondents chose from a list.)



VI. Sectoral Effectiveness (continued)

Drivers of Effectiveness

To determine the key drivers of respondents' ratings of the World Bank Group's overall effectiveness and ratings of its ability to help achieve development results in Comoros, bivariate correlational analyses were conducted using respondents' ratings of the thirty four specific areas of effectiveness.

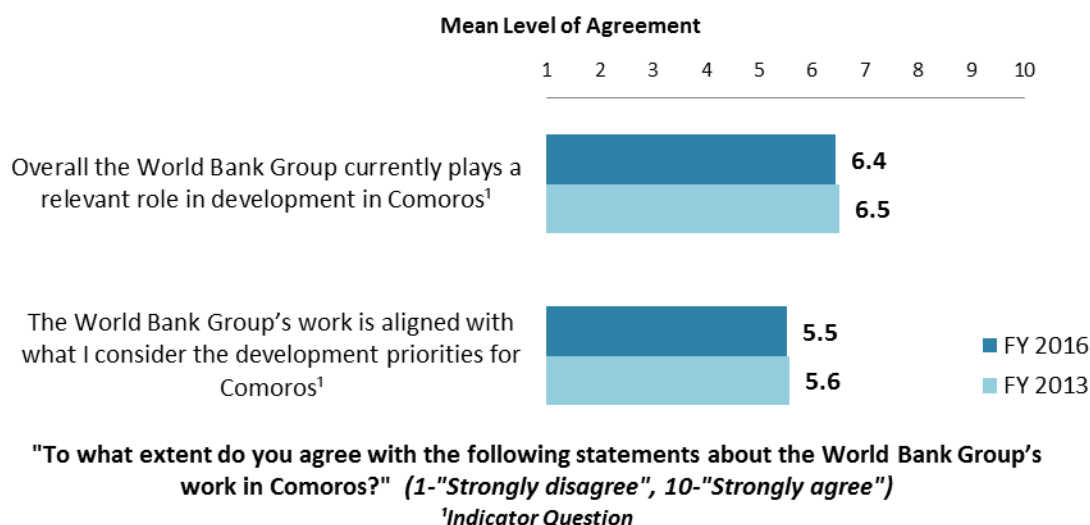
Correlational analyses, however, are not able to tell us exactly what is causing respondents' ratings of the World Bank Group's overall effectiveness or ratings of its ability to help achieve development results. Rather, these analyses tell us that as ratings of effectiveness in one area increase, respondents' ratings of the WBG's overall effectiveness increase, or as ratings of effectiveness in one area increase, ratings of the WBG's ability to help achieve development results increase. Thus, it can be inferred that respondents' perceptions of effectiveness in one specific area are related to, or drive, respondents' perceptions of the WBG's overall effectiveness or perceptions of the WBG's ability to help achieve development results.

- Overall Effectiveness: Those specific areas with the highest Pearson Product-Moment correlations were determined to be the most closely related to perceptions of the WBG's overall effectiveness, suggesting that ratings of effectiveness in those specific areas are drivers of perceptions of the WBG's overall effectiveness in Comoros. The areas determined to be key drivers from these analyses were:
 - The WBG's effectiveness at disaster management;
 - The WBG's effectiveness at agricultural development;
 - The WBG's effectiveness at environmental sustainability;
 - The WBG's effectiveness at energy/electricity; and
 - The WBG's effectiveness at equality of opportunity.
- Achieving Development Results: Those specific areas with the highest Pearson Product-Moment correlations were determined to be the most closely related to perceptions of the WBG's ability to help achieve development results in Comoros, suggesting that ratings of effectiveness in those specific areas are drivers of perceptions of the WBG's ability to help achieve development results. The area determined to be key driver from these analyses was:
 - The WBG's effectiveness at crime and violence.

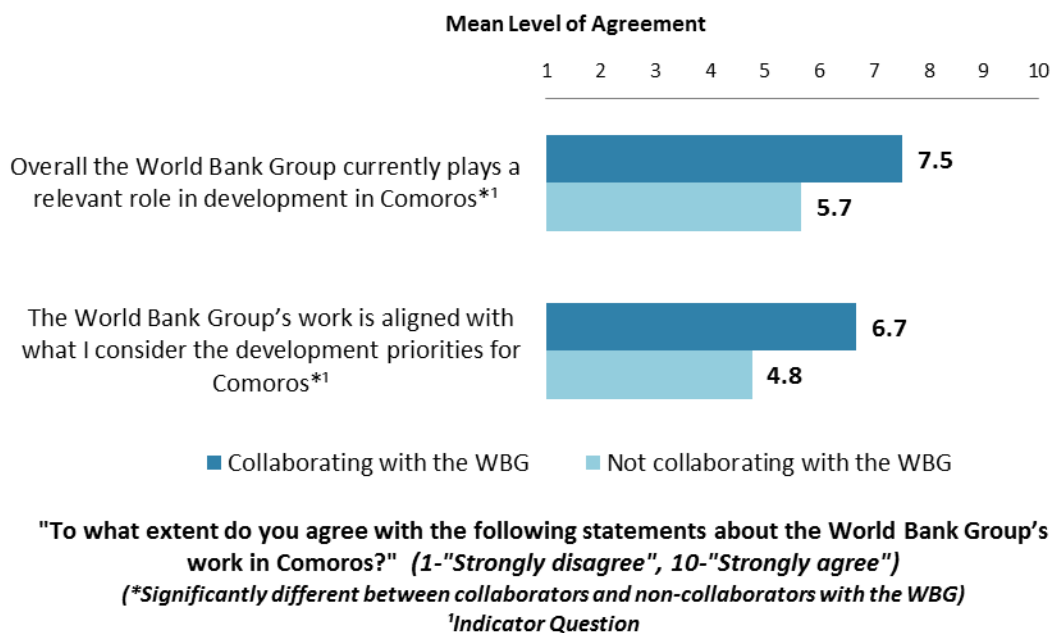


VII. How the World Bank Group Operates

The World Bank Group's Work in Comoros: Year Comparison⁷



The World Bank Group's Work in Comoros: Collaboration

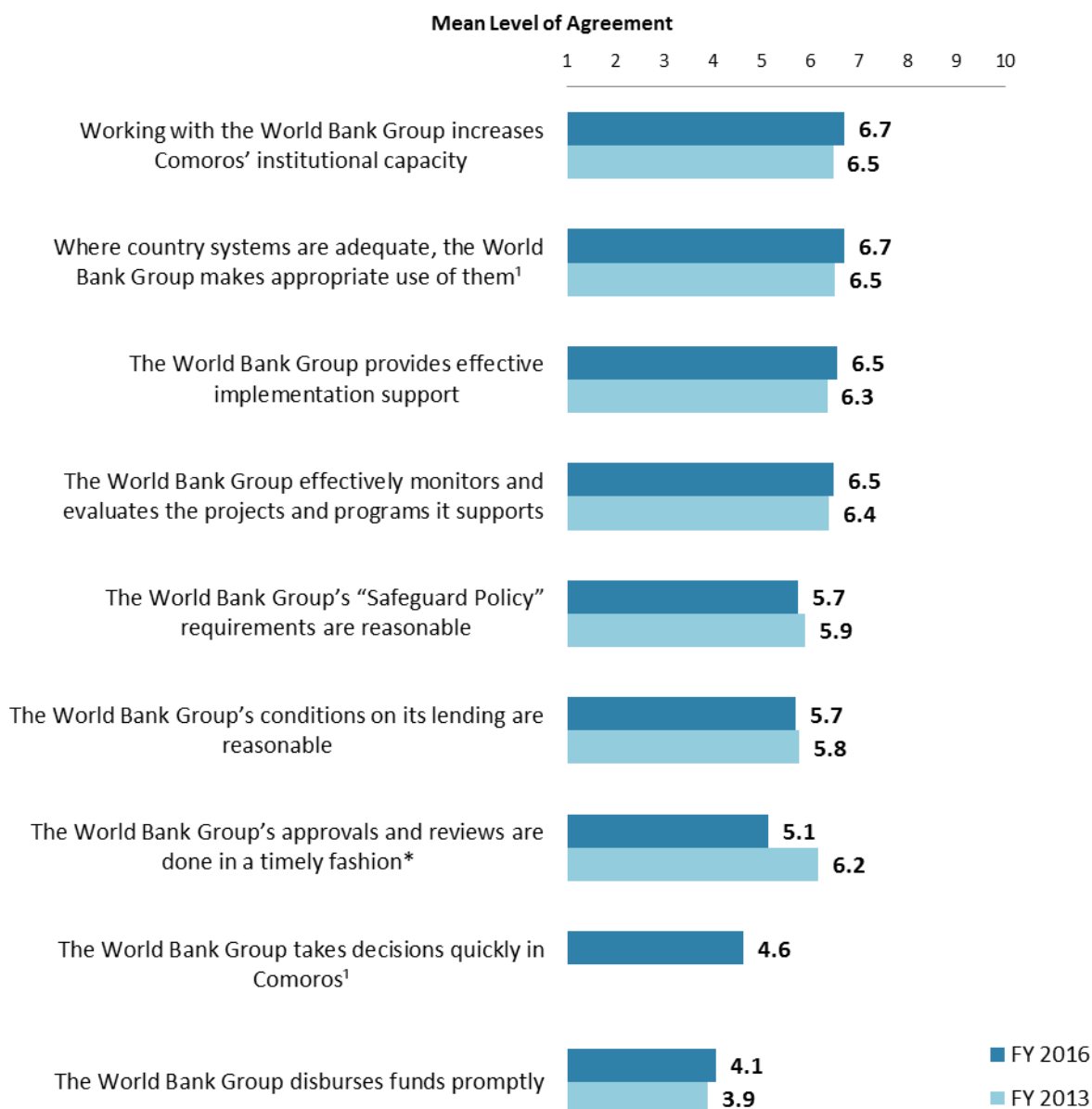


⁷ Means in the chart were calculated based on weighted data.



VII. How the World Bank Group Operates (continued)

Overall Perceptions: Year Comparison⁸



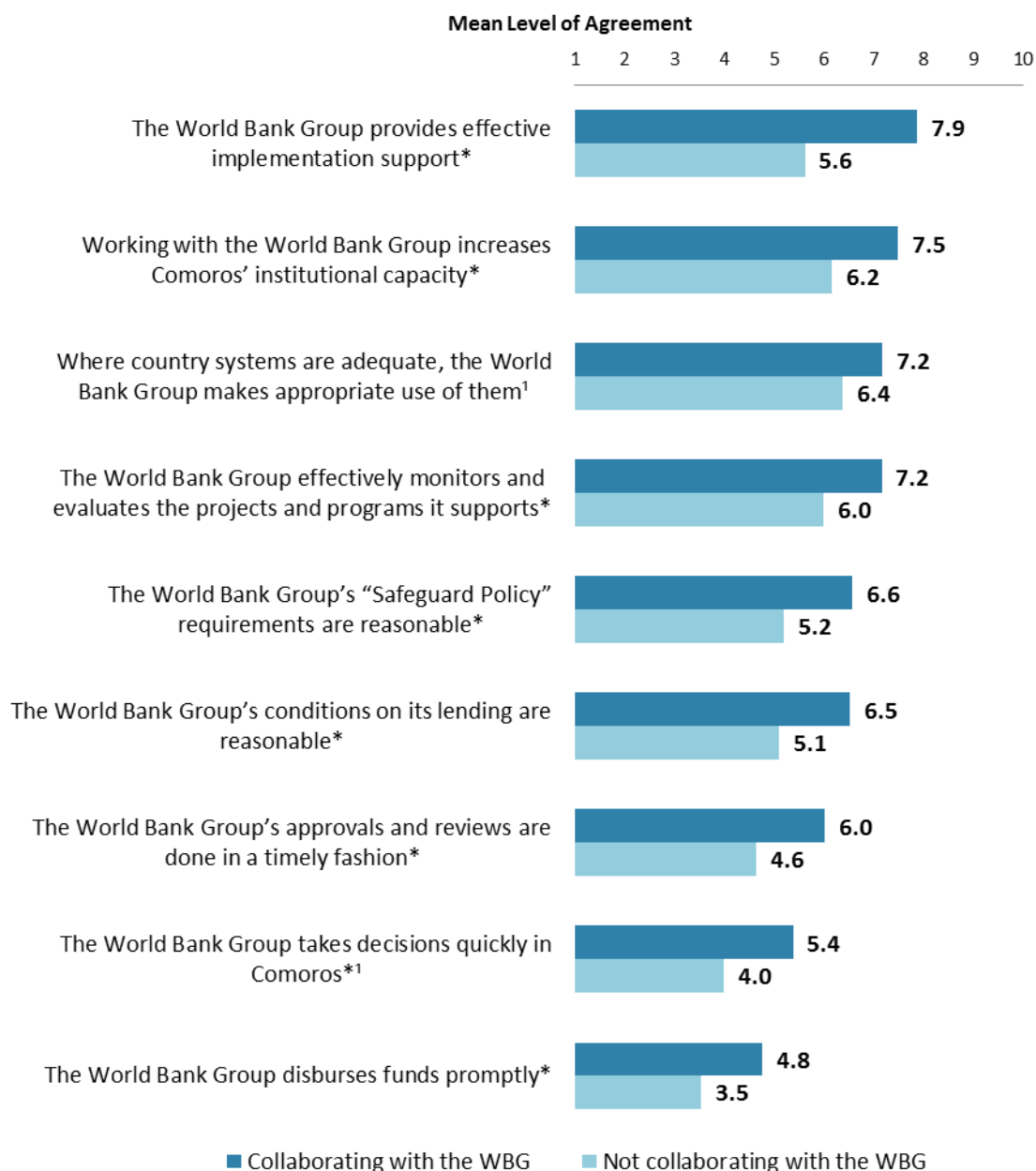
"To what extent do you agree/disagree with the following statements?"
(1-"Strongly disagree", 10-"Strongly agree")
*(*Significantly different between FY 2016 and FY 2013)*
¹Indicator Question

⁸ Means in the chart were calculated based on weighted data.



VII. How the World Bank Group Operates (continued)

Overall Perceptions: Collaboration



"To what extent do you agree/disagree with the following statements?"
 (1-"Strongly disagree", 10-"Strongly agree")
 (*Significantly different between collaborators and non-collaborators with the WBG)
¹Indicator Question



VII. How the World Bank Group Operates (continued)

The WBG as an Effective Development Partner: Year Comparison⁹



"To what extent is the World Bank Group an effective development partner in Comoros, in terms of each of the following?" (1-"To no degree at all", 10-"To a very significant degree")

(*Significantly different between FY 2016 and FY 2013)

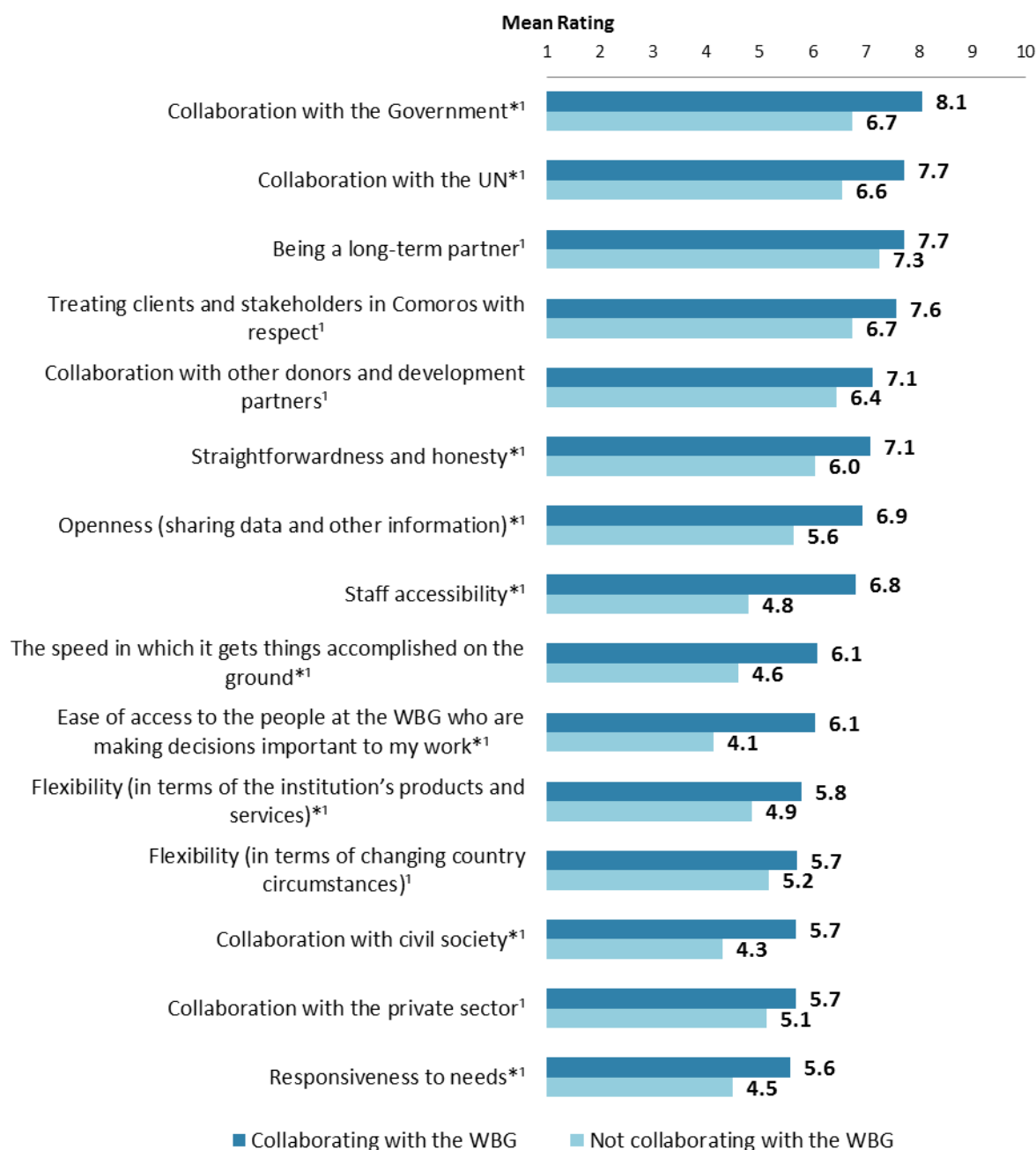
¹Indicator Question

⁹ Means in the chart were calculated based on weighted data.



VII. How the World Bank Group Operates (continued)

The WBG as an Effective Development Partner: Collaboration



"To what extent is the World Bank Group an effective development partner in Comoros, in terms of each of the following?" (1-"To no degree at all", 10-"To a very significant degree")

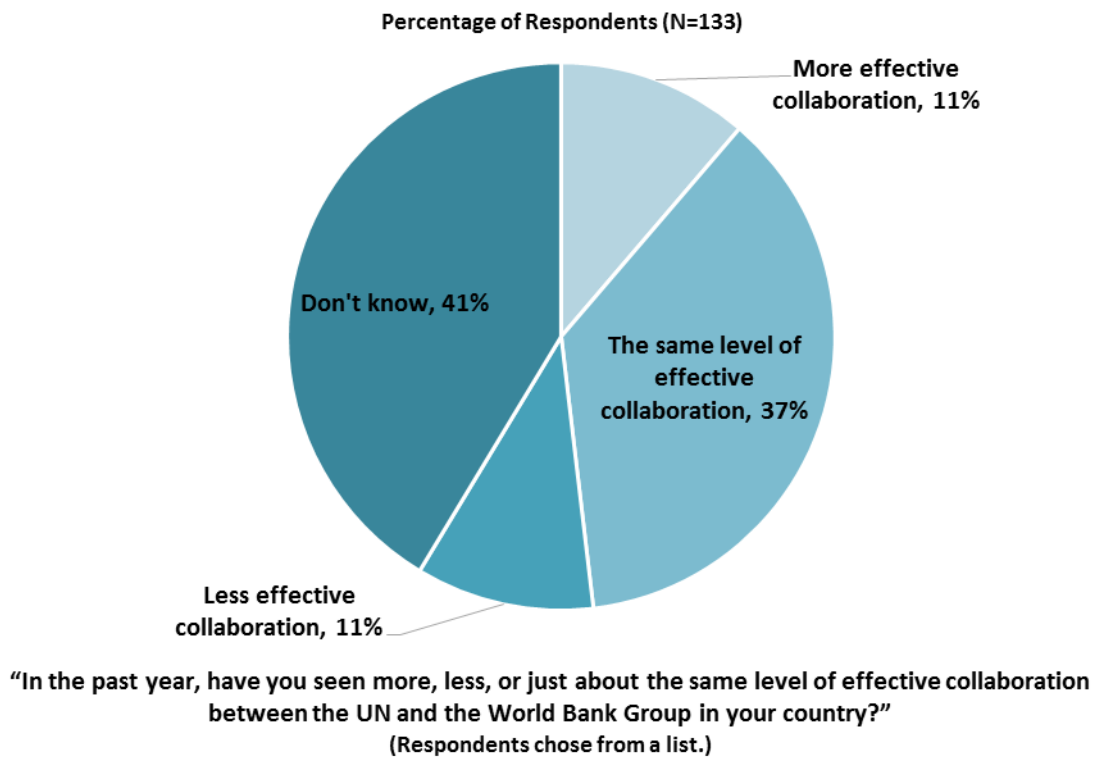
(*Significantly different between collaborators and non-collaborators with the WBG)

¹Indicator Question

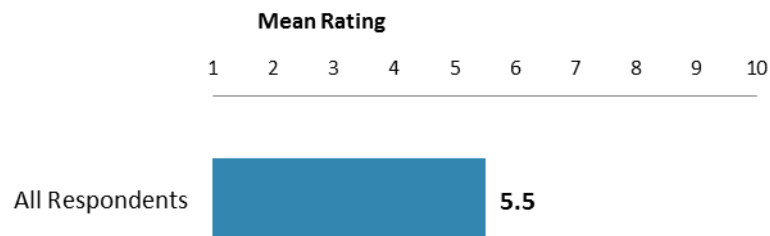


VII. How the World Bank Group Operates (continued)

Collaboration between the UN and the WBG



Internal Measuring and Monitoring



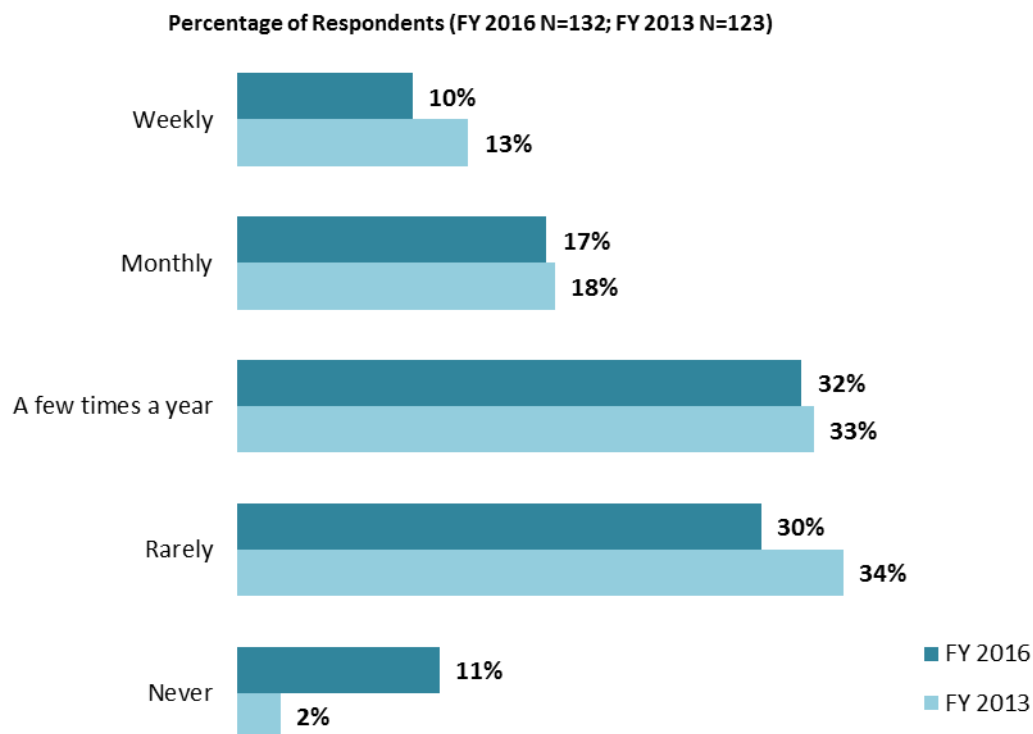
“To what extent do you believe the World Bank Group measures and corrects its work in real time in Comoros?” (1-“To no degree at all”, 10-“To a very significant degree”)



VIII. World Bank Group's Knowledge and Instruments

Frequency of Consulting WBG Knowledge Work and Activities¹⁰

- **Stakeholder groups:** In this year's Country Survey, respondents from the Office of the President/Prime Minister/Minister, PMUs/consultants on WBG-supported projects, and bilateral/multilateral agencies indicated the most frequent usage (*weekly/monthly*) of the WBG's knowledge work and activities compared to respondents from other stakeholder groups.



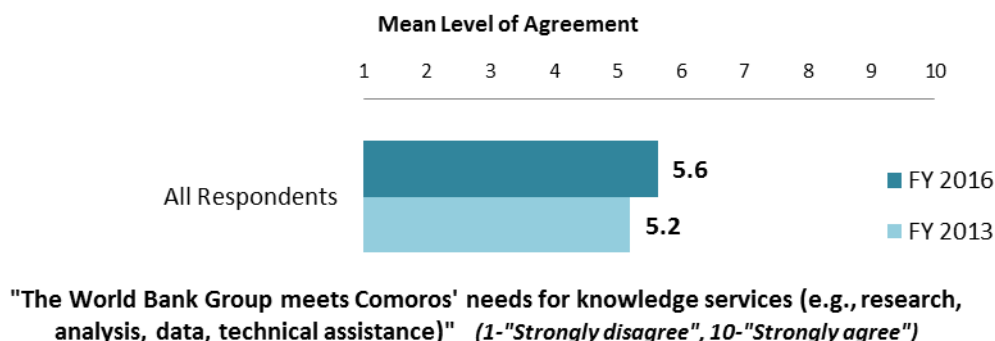
"How frequently do you consult World Bank Group's knowledge work and activities in the work you do?"
(Respondents chose from a list.)

¹⁰ Percentages in the chart were calculated based on weighted data.

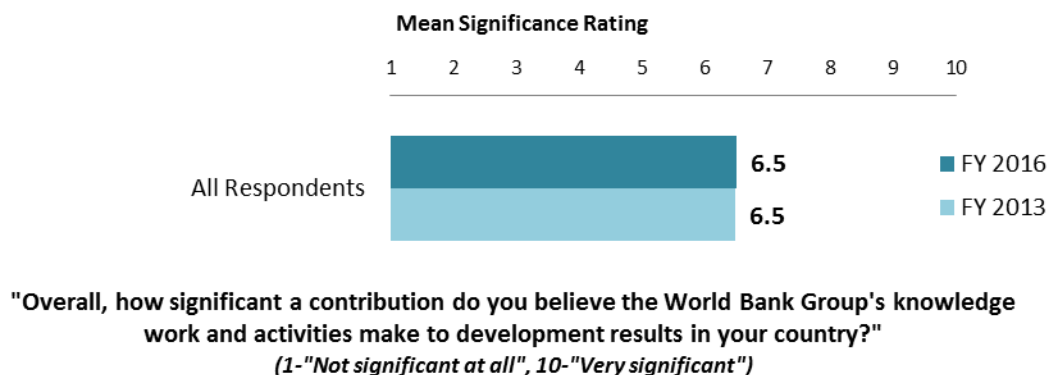


VIII. World Bank Group's Knowledge and Instruments (continued)

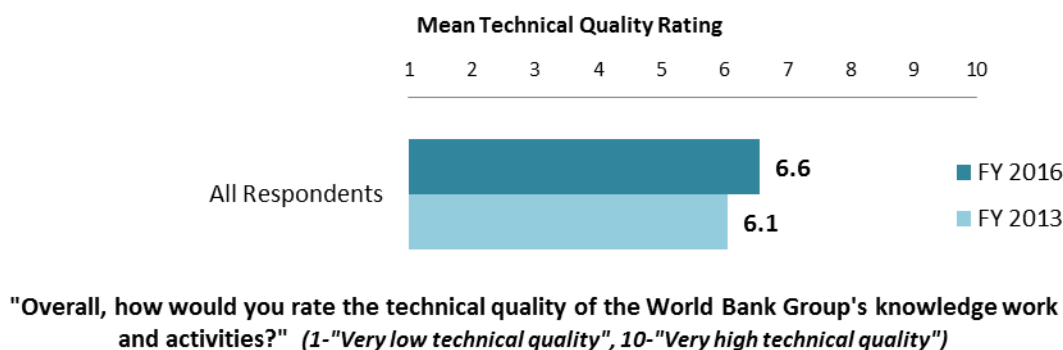
Meeting Comoros' Knowledge Needs¹¹ (*Indicator Question*)



Contribution of the WBG's Knowledge Work and Activities (*Indicator Question*)



Technical Quality of the WBG's Knowledge Work and Activities (*Indicator Question*)

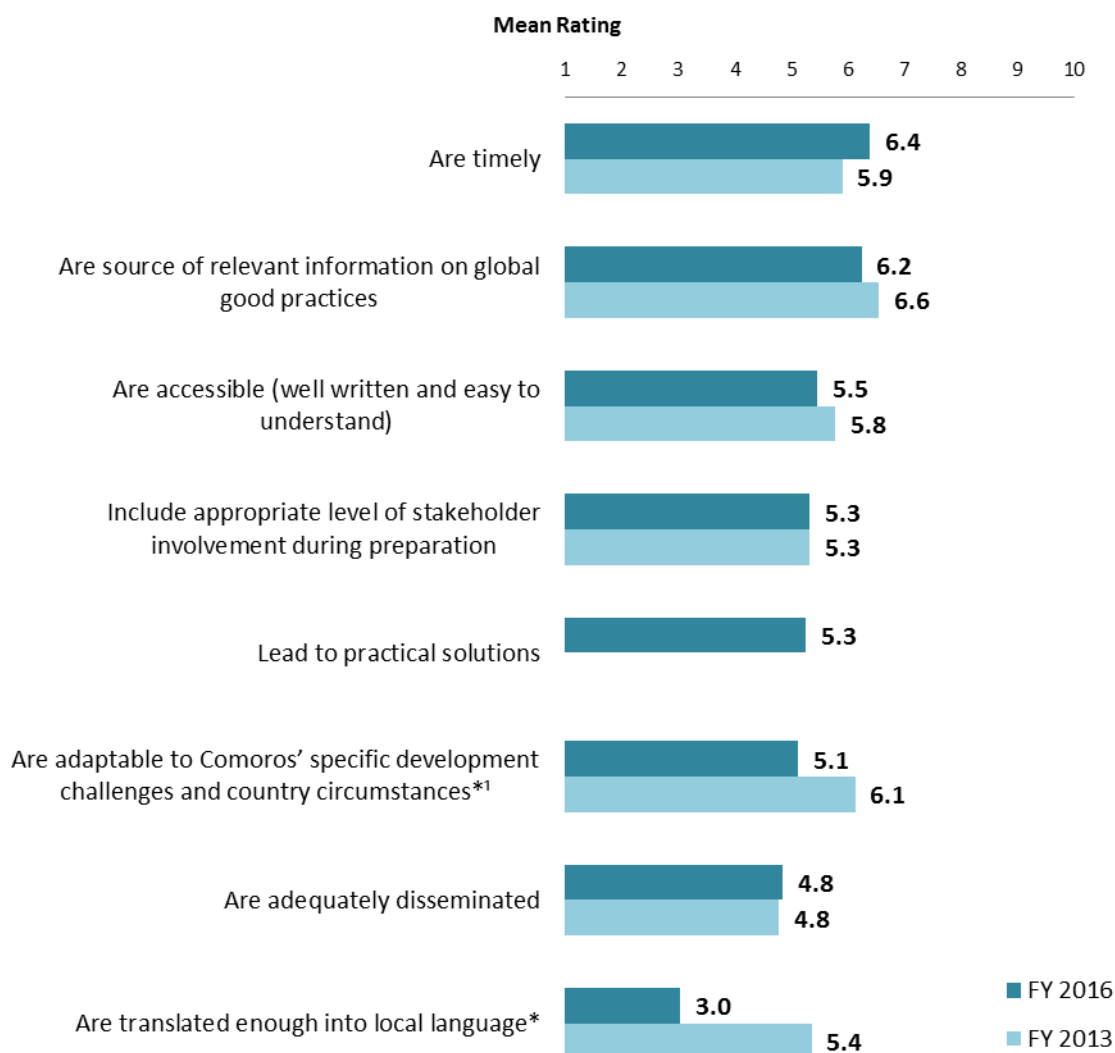


¹¹ Means in the charts on this page were calculated based on weighted data.



VIII. World Bank Group's Knowledge and Instruments (continued)

Qualities of the WBG's Knowledge Work and Activities¹²



"In Comoros, to what extent do you believe that the World Bank Group's knowledge work and activities: ... " (1-"To no degree at all", 10-"To a very significant degree")

(*Significantly different between FY 2016 and FY 2013)

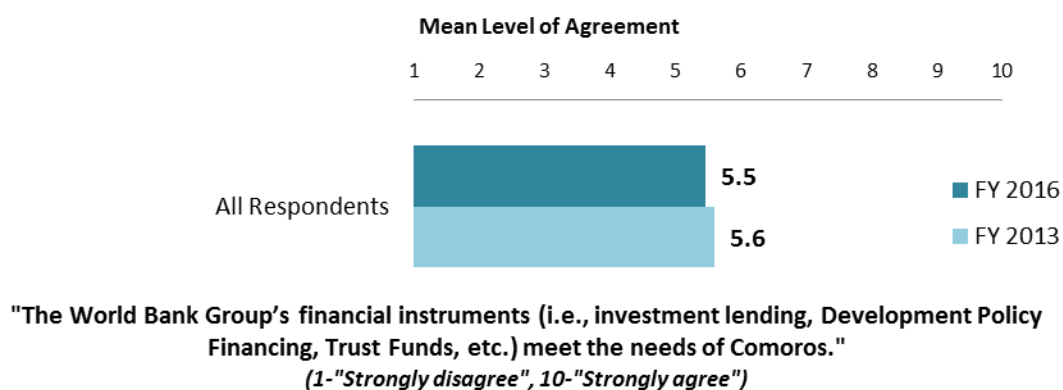
'Indicator Question

¹² Means in the chart were calculated based on weighted data.



VIII. World Bank Group's Knowledge and Instruments (continued)

Meeting Comoros's Needs for Financial Instruments¹³ (*Indicator Question*)



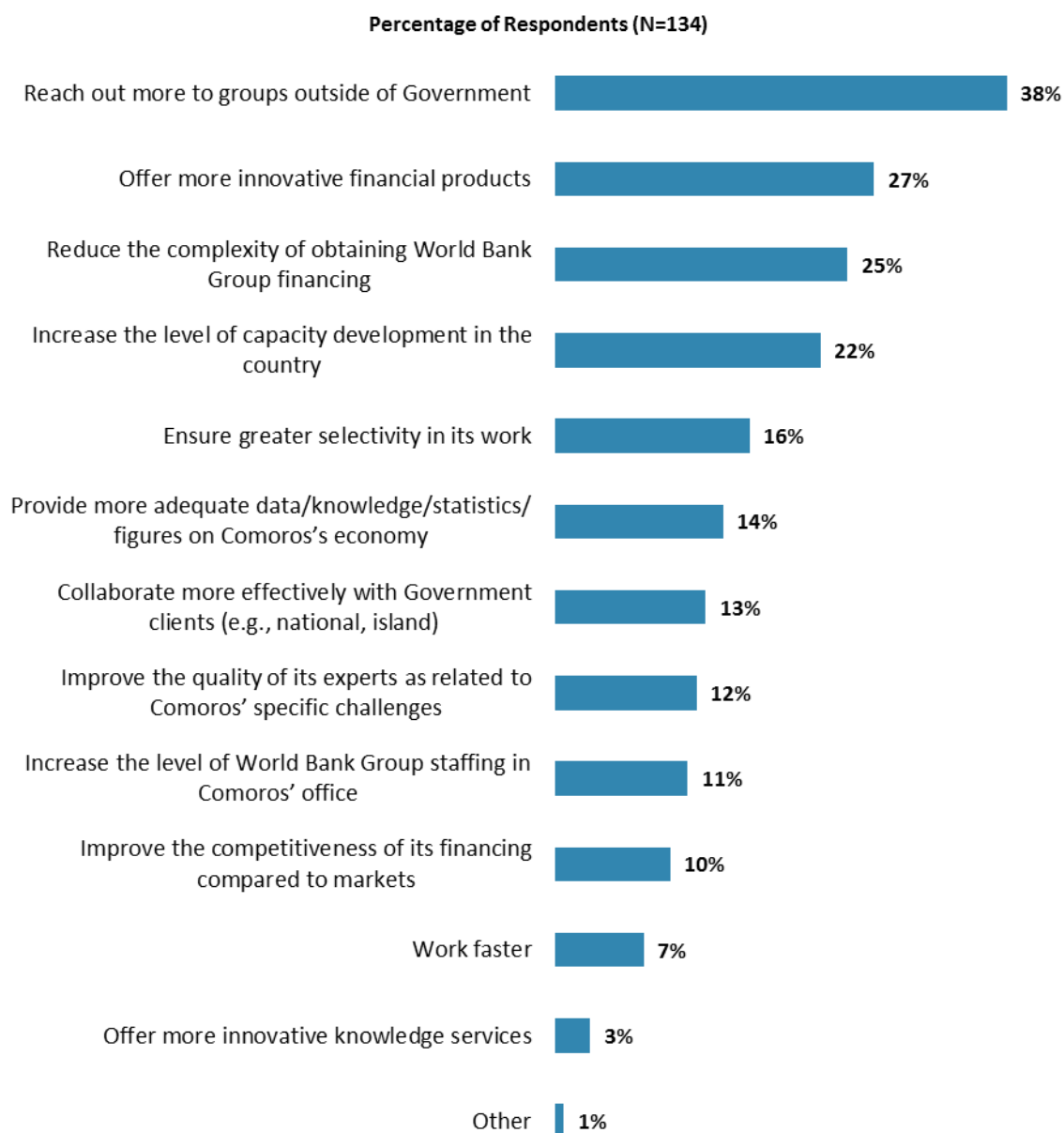
¹³ Means in the chart were calculated based on weighted data.



IX. The Future Role of the World Bank Group in Comoros

Making the World Bank Group of Greater Value

- **Year comparison:** Respondents in the previous FY'13 Country Survey indicated that the World Bank should “*reduce the complexity of obtaining World Bank financing*” (46%) and “*reach out more to groups outside of Government*” (36%) to make itself of greater value in Comoros.



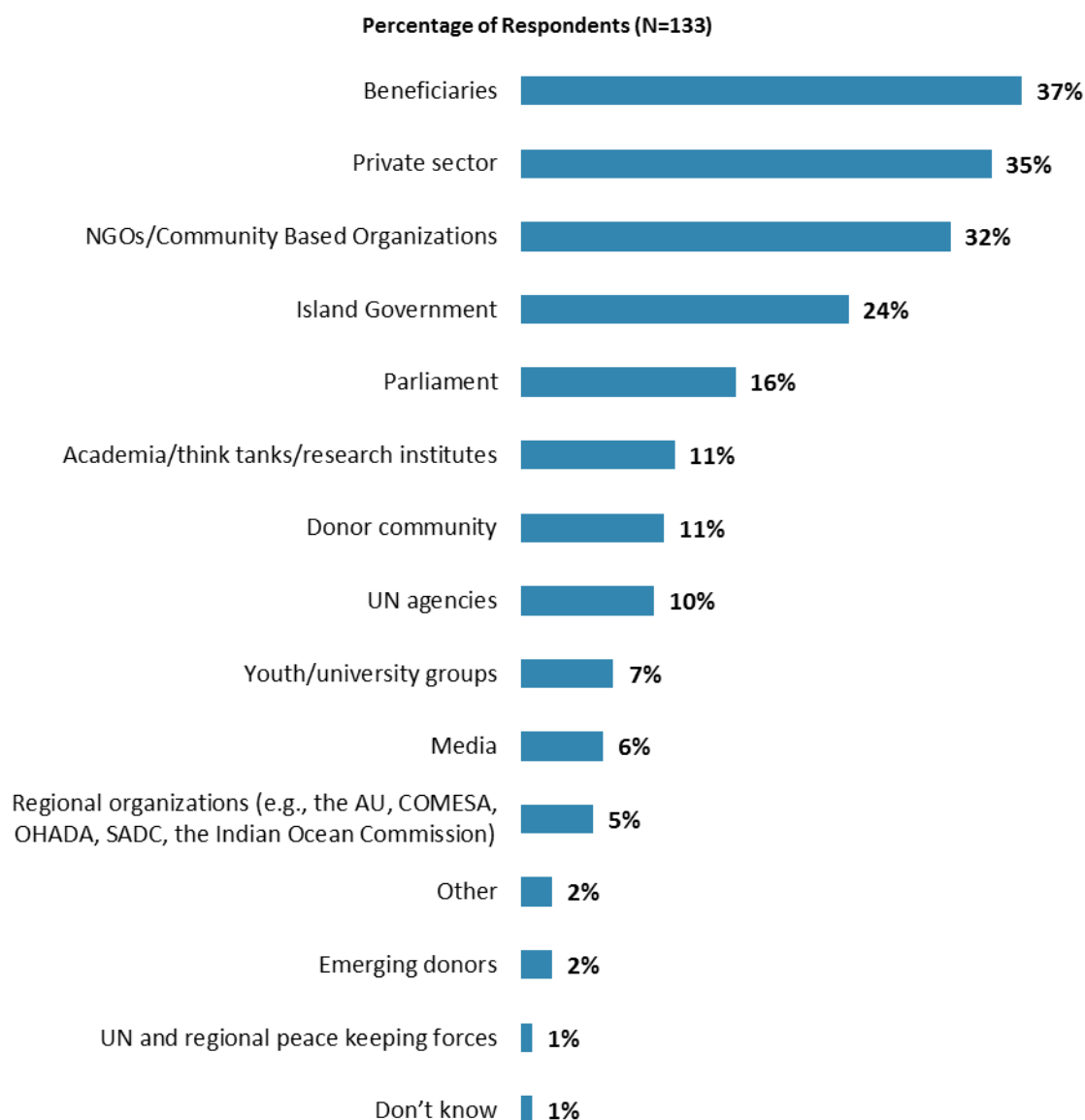
"Which of the following SHOULD the World Bank Group do to make itself of greater value in Comoros? (Choose no more than TWO)" (Respondents chose from a list. Responses combined.)



IX. The Future Role of the WBG in Comoros (continued)

The World Bank Group Should Collaborate More with ...

- **Year comparison:** Respondents in the previous FY'13 Country Survey indicated that the World Bank should work more with “*community based organizations*” (39%), “*private sector*” (32%), and “*beneficiaries*” (28%) to ensure better development results in Comoros.



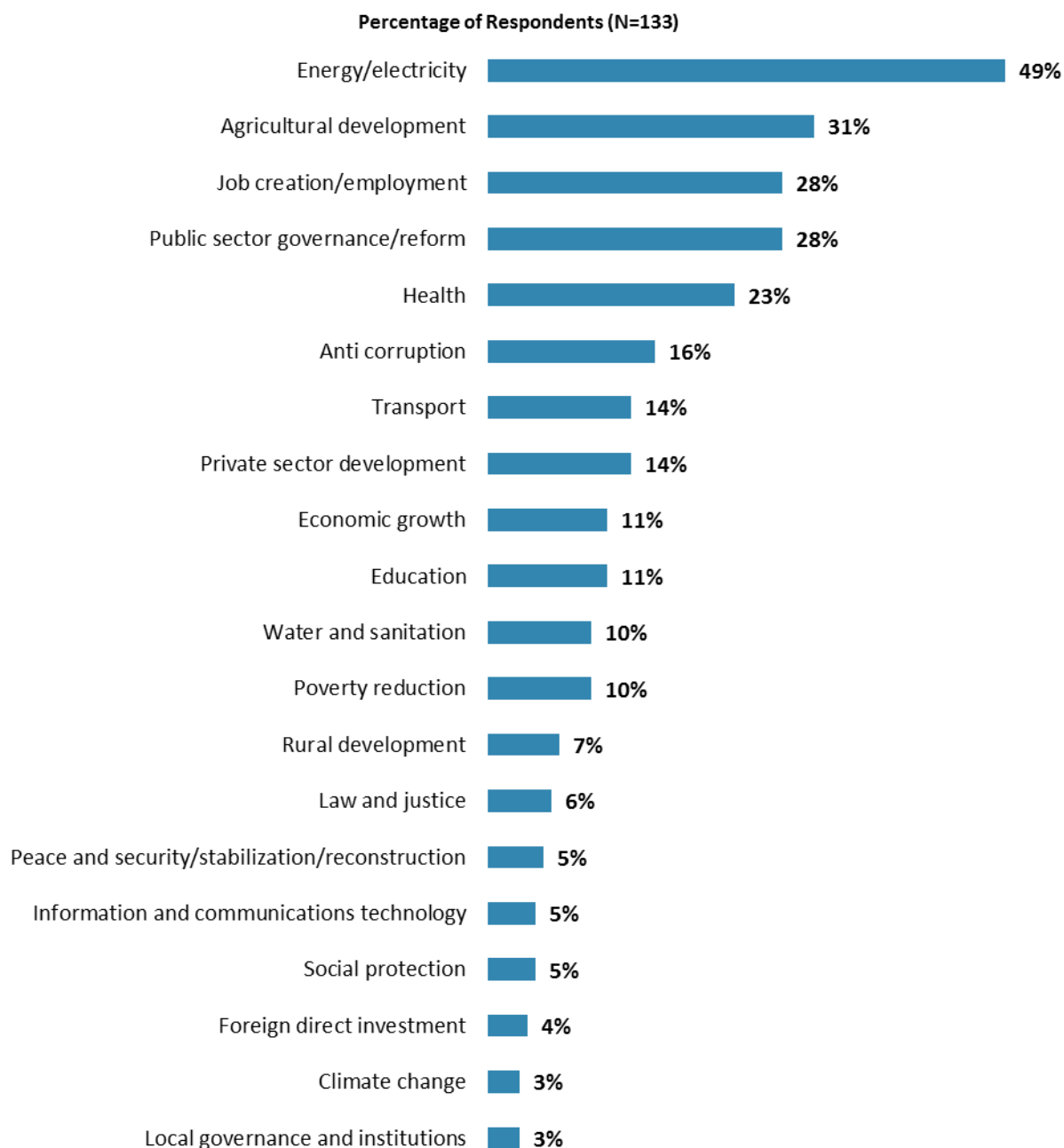
"In addition to the regular relations with the national government, which TWO of the following groups should the World Bank Group collaborate with more in your country?"
(Respondents chose from a list. Responses combined.)



IX. The Future Role of the WBG in Comoros (continued)

Where the World Bank Group Should Focus its Resources

- **Year comparison:** Respondents in the previous FY'13 Country Survey indicated that the World Bank should focus its resources on “*energy*” (35%), “*public sector governance/reform*” (30%), and “*poverty reduction*” (26%).

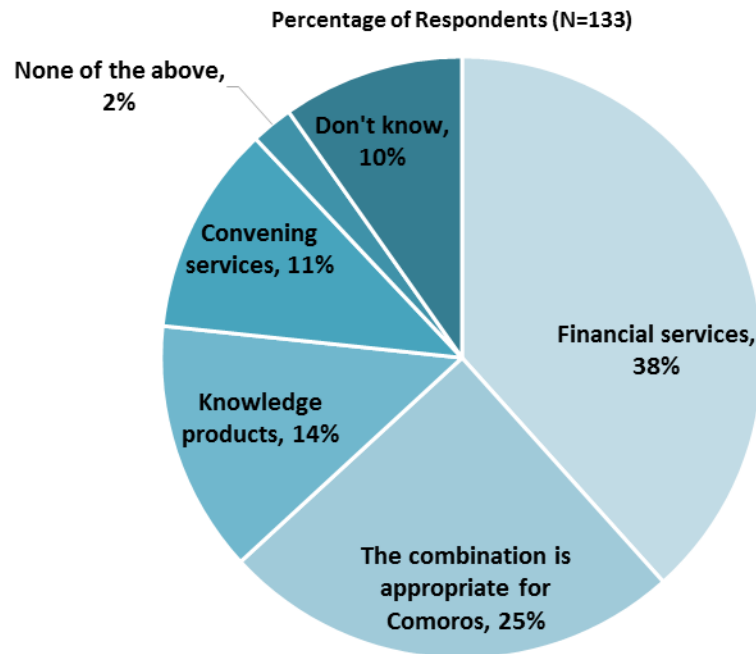


“When thinking about how the World Bank Group can have the most impact on development results in Comoros, in which sectoral areas do you believe the WBG should focus most of its resources in Comoros? (Choose no more than THREE)” (Respondents chose from a list. Responses combined. Top 20 of 35 response options shown.)



IX. The Future Role of the WBG in Comoros (continued)

Future Combination of the WBG Services

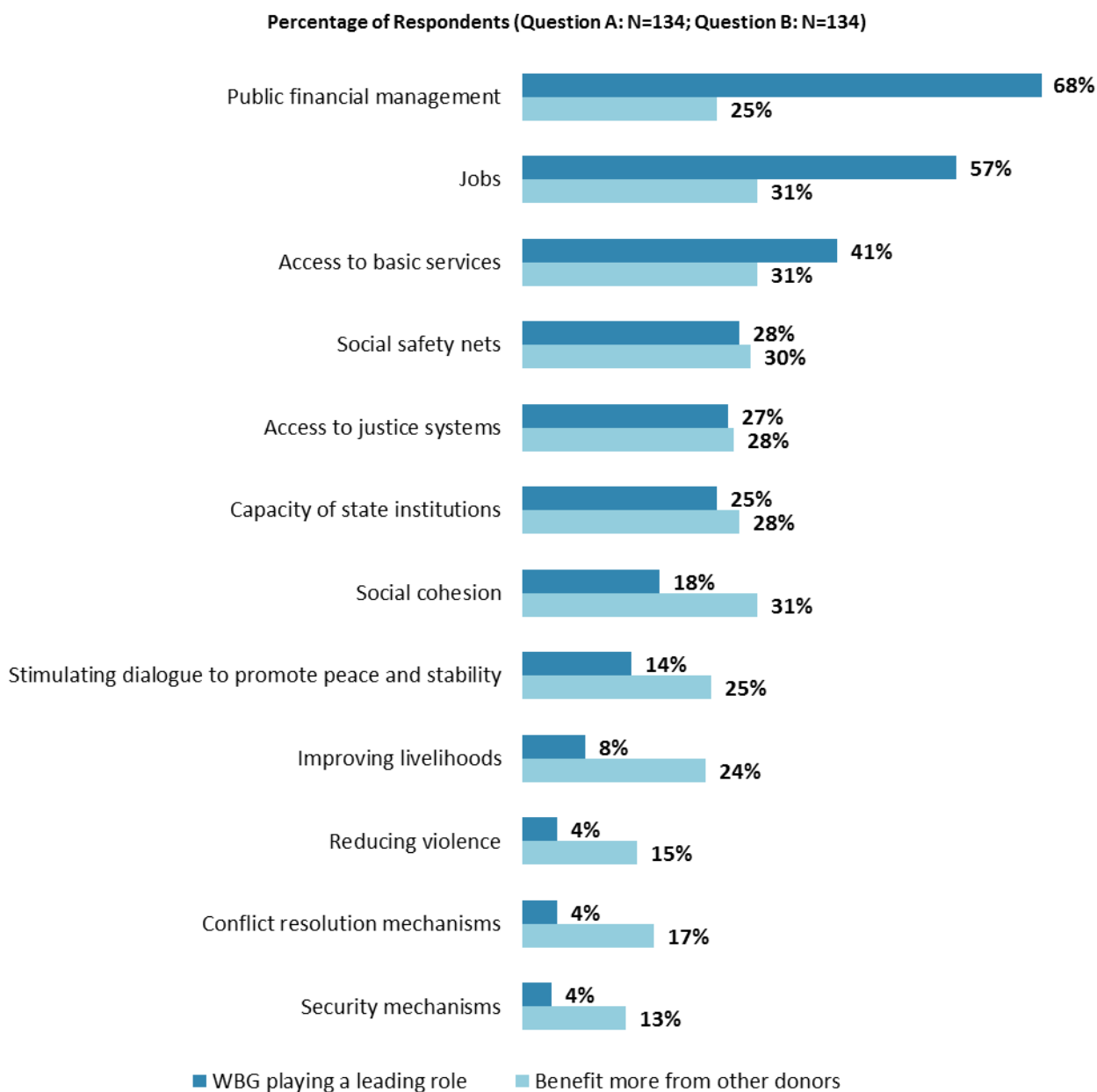


"When considering the combination of services that the World Bank Group offers in Comoros, and taking into account its limited level of resources, which ONE of the following do you believe the WBG should offer more of in Comoros?" (Respondents chose from a list.)



IX. The Future Role of the WBG in Comoros (continued)

The WBG Playing a Leading Role vs. Other Donors



"Please answer the following questions:

A. Which THREE areas below would benefit most from the World Bank Group playing a leading role among international partners in Comoros?

B. Which THREE areas below would benefit most from other donors in Comoros?"

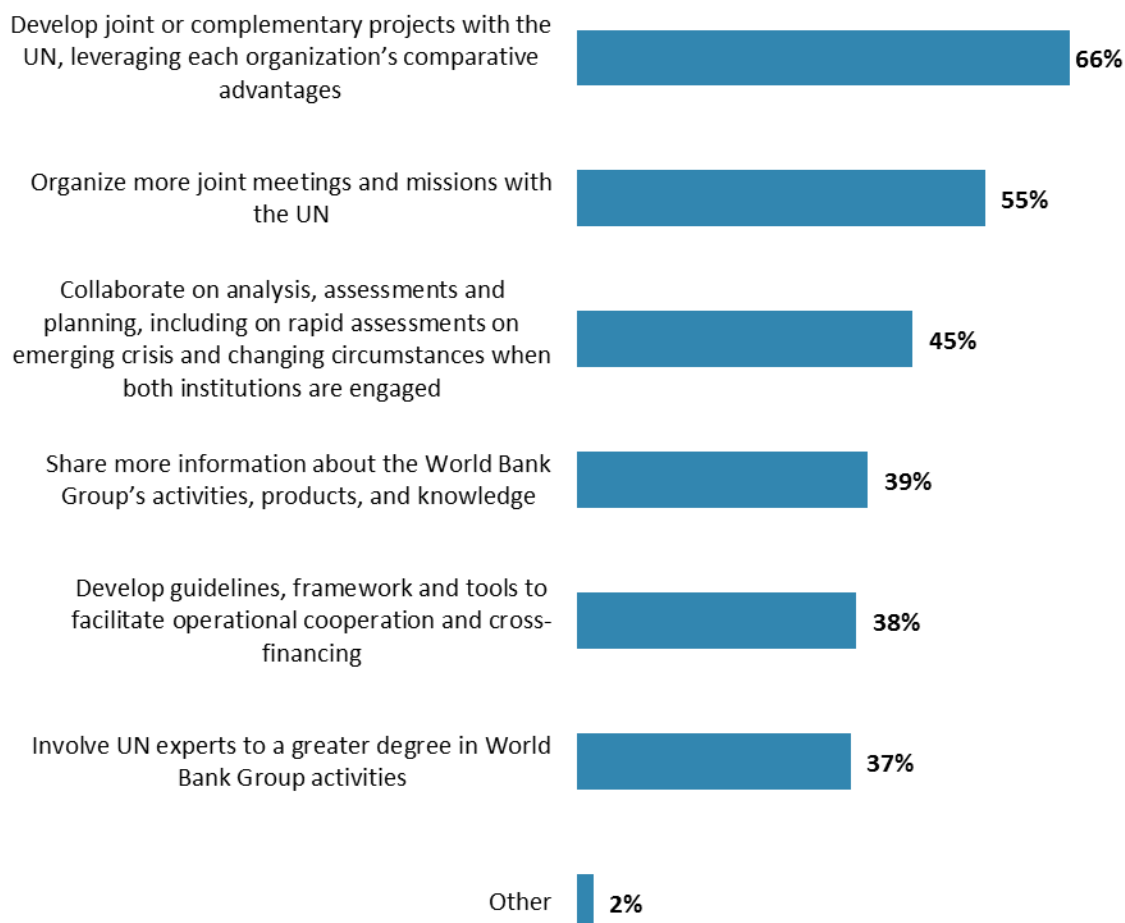
(Respondents chose from a list. Responses combined.)



IX. The Future Role of the WBG in Comoros (continued)

Future Collaboration between the UN and the WBG

Percentage of Respondents (N=133)



**"What should the World Bank Group do to improve collaboration with the UN in the field?
(Choose no more than THREE)" (Respondents chose from a list. Responses combined.)**

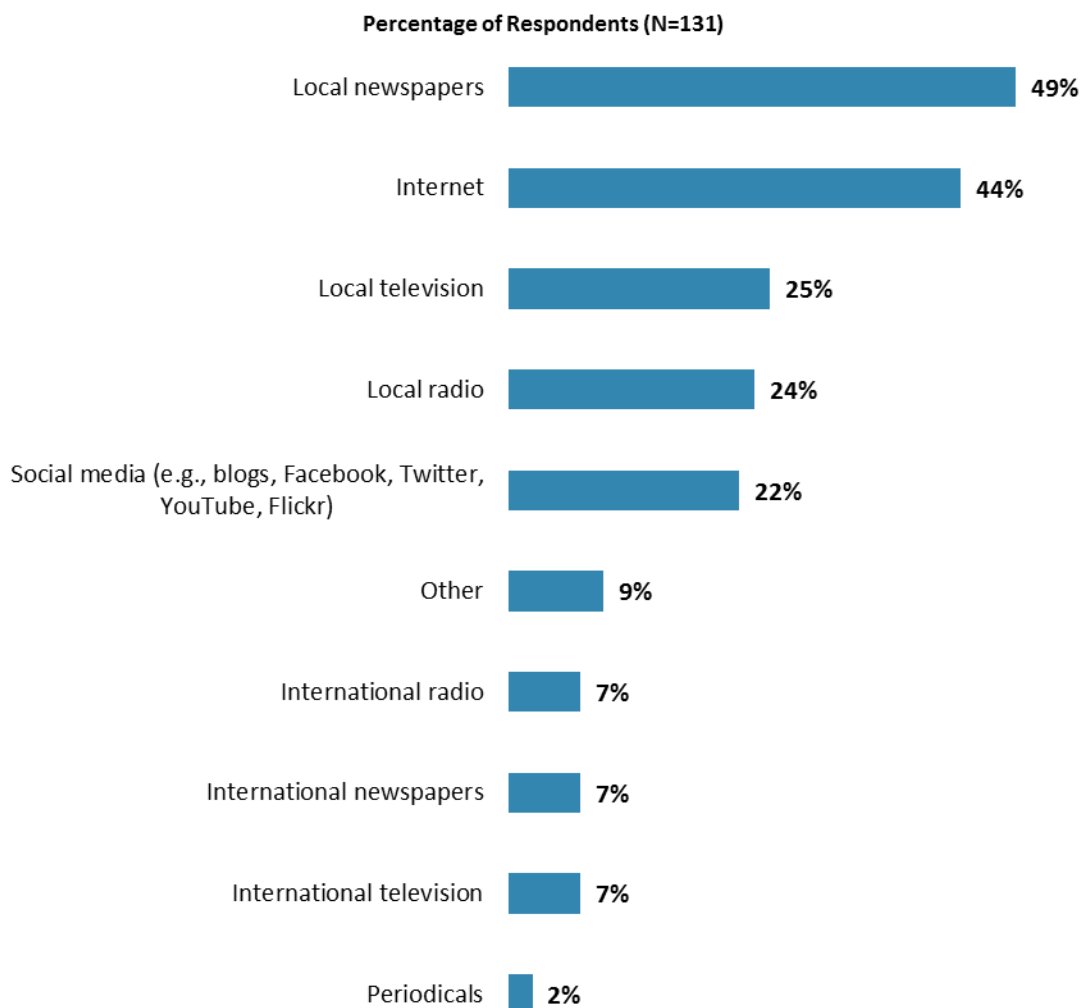


X. Communication and Outreach

Note: When considering the World Bank Group's future outreach with key constituencies, please see Appendix B (page 64) for all responses by stakeholder groups.

General Information Sources

- **Year comparison:** Respondents in the previous FY'13 Country Survey indicated that they got most of their information about economic and social development issues in Comoros from “local newspapers” (70%) and “Internet” (46%).



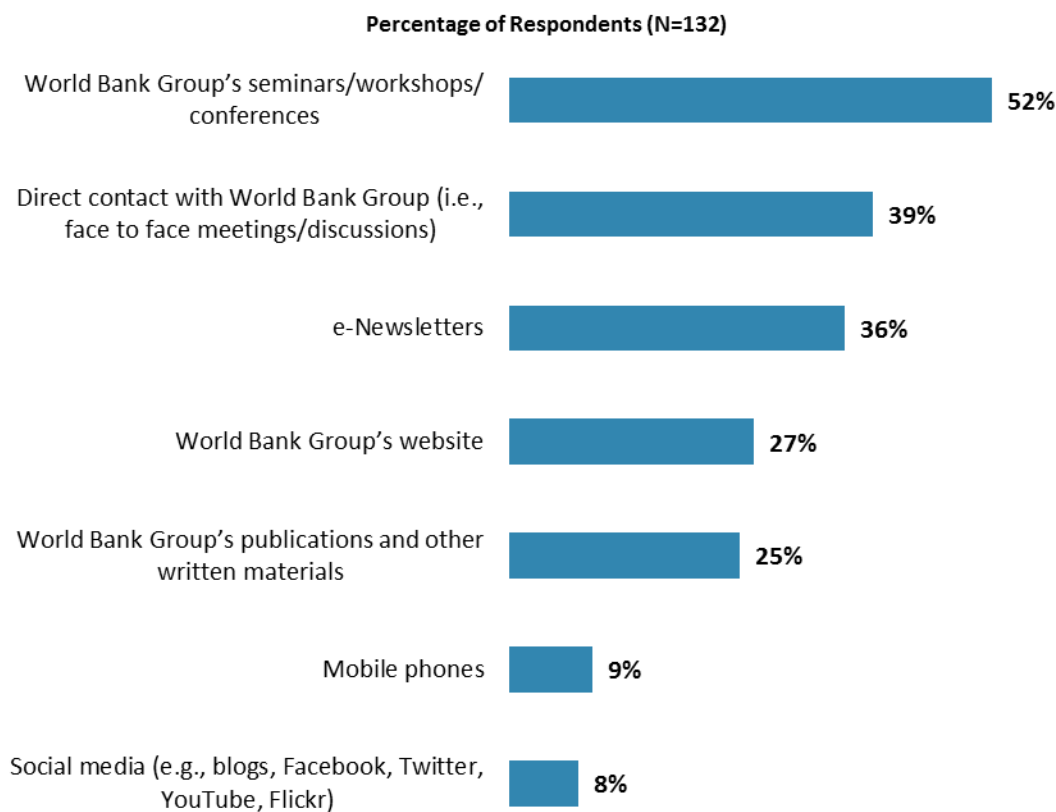
"How do you get most of your information about economic and social development issues in Comoros? (Choose no more than TWO)" (Respondents chose from a list. Responses combined.)



X. Communication and Outreach (continued)

Preferred Information Sources

- **Year comparison:** Respondents in the previous FY'13 Country Survey indicated that they would prefer to receive information from the World Bank through “*World Bank seminars/workshops/conferences*” (50%) and “*direct contact with World Bank*” (47%).

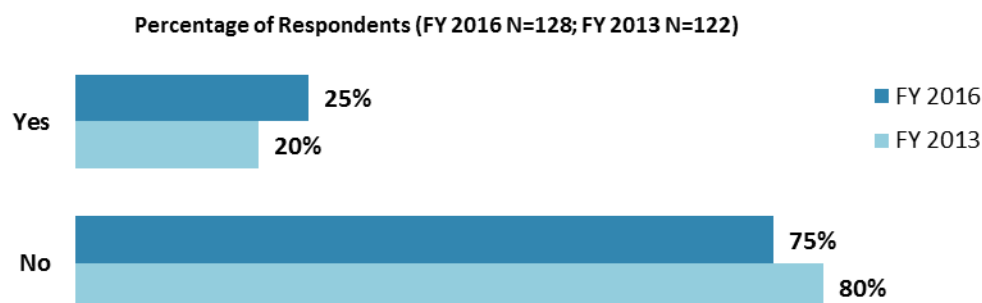


**"How would you prefer to receive information from the World Bank Group?
(Choose no more than TWO)" (Respondents chose from a list. Responses combined.)**



X. Communication and Outreach (continued)

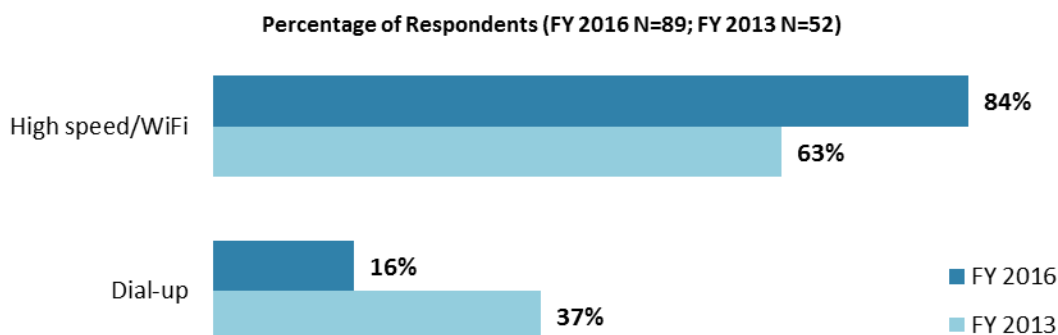
Access to Information¹⁴



"Are you aware of the World Bank Group's Access to Information Policies under which the WBG discloses any information in its possession that is not on a list of exceptions?"

Access to the Internet

- 91 percent of respondents in this year's Country Survey indicated that they had access to the Internet.
- Year comparison:** This year's respondents were significantly *more* likely to use a "*High speed/WiFi*" connection compared to respondents in the FY'13 Country Survey.



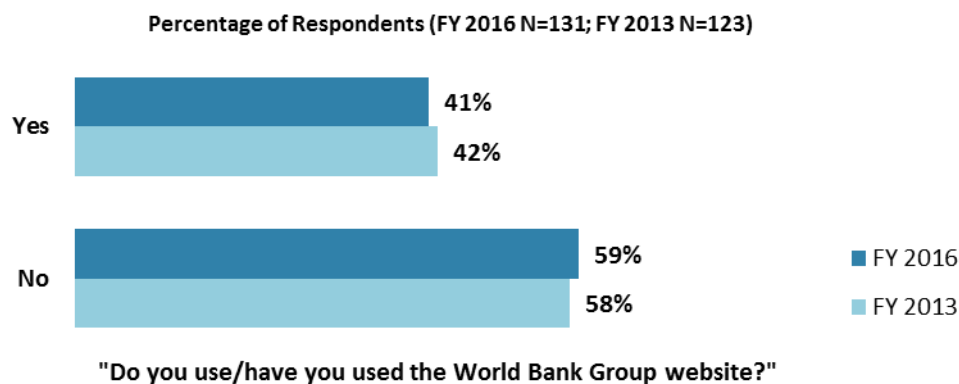
"Which Internet connection do you use primarily when visiting a World Bank Group website?"

¹⁴ Percentages presented in the charts on this page were calculated based on weighted data.

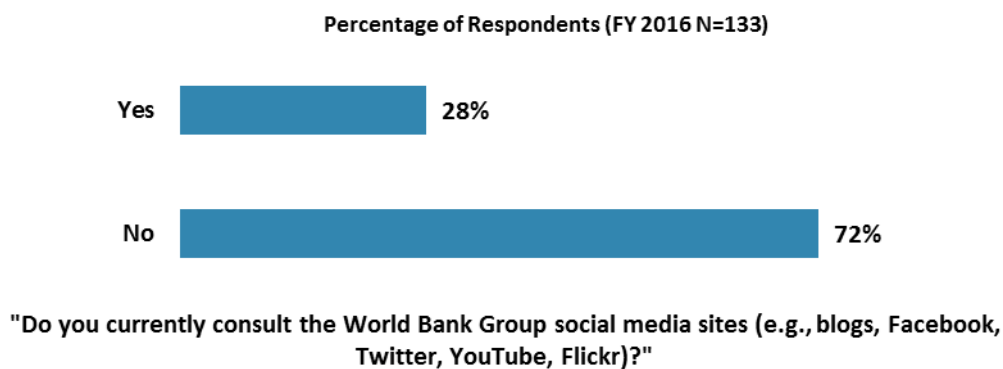


X. Communication and Outreach (continued)

The WBG Website Usage¹⁵



Use of the WBG's Social Media Channels



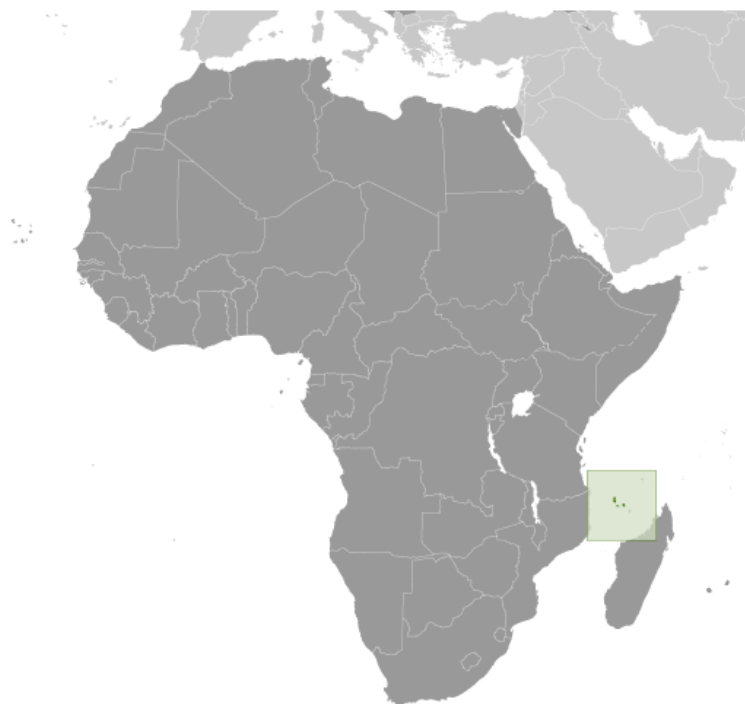
¹⁵ Percentages presented in the chart were calculated based on weighted data.



XI. Appendices

| | |
|---|-----|
| A. Responses to All Questions across All Respondents..... | 45 |
| B. Responses to All Questions by Stakeholder Groups..... | 62 |
| C. Responses to Indicator Questions by Geographic Location..... | 87 |
| D. Responses to Selected Questions by Level of Collaboration with the World Bank Group | 90 |
| E. Responses to Selected Questions by Year..... | 97 |
| F. Indicator Questions as a Function of Exposure to the WBG | 103 |
| G. WBG Country Opinion Survey FY16 – Comoros Questionnaire .. | 104 |

Comoros





Appendix A: Responses to All Questions across All Respondents (N=134)

All rating scale questions are presented with the total number of respondents that provided a rating (N), the number of respondents who indicated that they "Don't know" (DK), the mean rating across all respondents (Mean), and the standard deviation of this mean (SD). Indicator questions are noted with an asterisk (*).

A. General Issues Facing Comoros

| 1. In general would you say that Comoros is headed in ... ? | Percentage of Respondents (N=133) |
|---|-----------------------------------|
| The right direction | 39.8% |
| The wrong direction | 26.3% |
| Not sure | 33.8% |

| 2. Listed below are a number of development priorities in Comoros. Please identify which of the following you consider the most important development priorities in Comoros? (Choose no more than THREE) | Percentage of Respondents (Responses Combined; N=134) |
|--|---|
| Energy/electricity | 64.9% |
| Public sector governance/reform (i.e., government effectiveness, public financial management, public expenditure, fiscal system reform) | 51.5% |
| Job creation/employment | 20.9% |
| Private sector development | 18.7% |
| Food security (i.e., fight against malnutrition) | 16.4% |
| Anti-corruption | 15.7% |
| Peace and security/stabilization/reconstruction | 14.2% |
| Health | 10.4% |
| Law and justice (e.g., judicial system) | 10.4% |
| Water and sanitation | 9.0% |
| Education | 9.0% |
| Poverty reduction | 6.7% |
| Foreign direct investment | 5.2% |
| Rural development | 5.2% |
| Transport (e.g., roads, bridges, transportation) | 5.2% |
| Economic growth | 4.5% |
| Climate change (e.g., mitigation, adaptation) | 4.5% |
| Environmental sustainability | 3.7% |
| Information and communications technology | 3.7% |
| Social protection (e.g., pensions, targeted social assistance) | 3.0% |
| Global/regional integration | 2.2% |
| Social cohesion | 2.2% |
| Local governance and institutions | 2.2% |
| Natural resource management (e.g., oil, gas, mining) | 2.2% |
| Urban development | 1.5% |
| Agricultural development | 1.5% |
| Disaster management | 1.5% |
| Gender equity | 0.7% |
| Regional conflict and tensions | 0.7% |
| Equality of opportunity (i.e., equity) | 0.7% |
| Financial markets | 0.0% |
| Trade and exports | 0.0% |
| Crime and violence | 0.0% |
| Regulatory framework | 0.0% |
| Communicable/non-communicable diseases | 0.0% |

**A. General Issues Facing Comoros (continued)**

| 3. The World Bank Group has committed itself to twin goals: ending extreme poverty by 2030 and boosting shared prosperity. Poverty reduction is a broad term that encompasses work in many different areas. Which THREE areas of development listed below do you believe would contribute most to reducing poverty in Comoros? (Choose no more than THREE) | Percentage of Respondents (Responses Combined; N=133) |
|---|--|
| Job creation/employment | 27.1% |
| Energy/electricity | 26.3% |
| Economic growth | 24.8% |
| Anti-corruption | 22.6% |
| Private sector development | 20.3% |
| Rural development | 19.5% |
| Education | 18.0% |
| Law and justice (e.g., judicial system) | 17.3% |
| Agricultural development | 15.8% |
| Public sector governance/reform (i.e., government effectiveness, public financial management, public expenditure, fiscal system reform) | 15.0% |
| Water and sanitation | 13.5% |
| Local governance and institutions | 9.8% |
| Health | 8.3% |
| Transport (e.g., roads, bridges, transportation) | 7.5% |
| Social protection (e.g., pensions, targeted social assistance) | 6.8% |
| Foreign direct investment | 6.8% |
| Equality of opportunity (i.e., equity) | 6.0% |
| Information and communications technology | 5.3% |
| Food security (i.e., fight against malnutrition) | 5.3% |
| Peace and security/stabilization/reconstruction | 4.5% |
| Social cohesion | 3.0% |
| Natural resource management (e.g., oil, gas, mining) | 3.0% |
| Gender equity | 2.3% |
| Climate change (e.g., mitigation, adaptation) | 1.5% |
| Global/regional integration | 1.5% |
| Trade and exports | 1.5% |
| Urban development | 1.5% |
| Communicable/non-communicable diseases | 1.5% |
| Regional conflict and tensions | 0.8% |
| Environmental sustainability | 0.8% |
| Disaster management | 0.8% |
| Regulatory framework | 0.0% |
| Crime and violence | 0.0% |
| Financial markets | 0.0% |

**A. General Issues Facing Comoros (continued)**

| 4. The World Bank Group's "Shared Prosperity" goal captures two key elements, economic growth and equity. It will seek to foster income growth among the bottom 40 percent of a country's population. Improvement in the Shared Prosperity Indicator requires growth and well-being of the less well-off. When thinking about the idea of "shared prosperity" in your country, which of the following TWO best illustrate how this would be achieved in Comoros? (Choose no more than TWO) | Percentage of Respondents (Responses Combined; N=131) |
|---|--|
| Greater access to micro-finance for the poor | 32.8% |
| Consistent economic growth | 32.8% |
| Education and training that better ensure job opportunity | 32.8% |
| Better employment opportunities for young people | 20.6% |
| Better entrepreneurial opportunities (i.e., to start small and medium sized businesses) | 18.3% |
| More reliable social safety net (i.e., greater social protection for the poorest/targeted social assistance) | 17.6% |
| Greater equity of fiscal policy | 9.2% |
| Better opportunity for the poor who live in rural areas | 9.2% |
| Greater access to health and nutrition for citizens | 6.1% |
| Better quality public services | 5.3% |
| Better employment opportunities for women | 4.6% |
| Greater voice and participation for citizens to help ensure greater accountability | 4.6% |
| A growing middle class | 3.8% |
| Other | 1.5% |
| Better opportunity for the poor who live in urban areas | 0.8% |

| 5. Do you think the gap between the rich and the poor is a very big problem, a moderately big problem, a small problem or not a problem at all in Comoros? (Select only ONE response) | Percentage of Respondents (N=132) |
|--|--|
| A very big problem | 43.9% |
| A moderately big problem | 37.1% |
| A small problem | 8.3% |
| Not a problem at all | 7.6% |
| Don't know | 3.0% |

| 6. In your view, is global climate change a very serious problem, somewhat serious, not too serious, or not a problem? (Select only ONE response) | Percentage of Respondents (N=134) |
|--|--|
| A very serious problem | 86.6% |
| A somewhat serious problem | 10.4% |
| Not too serious problem | 1.5% |
| Not a problem | 0.0% |
| Don't know | 1.5% |

**B. Overall Attitudes toward the World Bank Group**

| Familiarity | N | DK | Mean | SD |
|---|----------|-----------|-------------|-----------|
| 1. How familiar are you with the work of the World Bank Group in Comoros? <i>(1-Not familiar at all, 10-Extremely familiar)</i> | 133 | 0 | 5.05 | 2.40 |

| Effectiveness* | N | DK | Mean | SD |
|--|----------|-----------|-------------|-----------|
| 2. Overall, please rate your impression of the World Bank Group's effectiveness in Comoros. <i>(1-Not effective at all, 10-Very effective)</i> | 113 | 18 | 5.42 | 2.23 |

| Staff Preparedness | N | DK | Mean | SD |
|--|----------|-----------|-------------|-----------|
| 3. To what extent do you believe the World Bank Group's staff is well prepared (e.g., skills and knowledge) to help Comoros solve its most complicated development challenges? <i>(1-To no degree at all, 10-To a very significant degree)</i> | 107 | 23 | 5.63 | 2.34 |

**B. Overall Attitudes toward the World Bank Group (continued)**

| 4. When thinking about how the World Bank Group can have the most impact on development results in Comoros, in which sectoral areas do you believe the World Bank Group should focus most of its resources (financial and knowledge services) in Comoros? (Choose no more than THREE) | Percentage of Respondents (Responses Combined; N=133) |
|--|--|
| Energy/electricity | 48.9% |
| Agricultural development | 30.8% |
| Job creation/employment | 27.8% |
| Public sector governance/reform (i.e., government effectiveness, public financial management, public expenditure, fiscal system reform) | 27.8% |
| Health | 23.3% |
| Anti-corruption | 15.8% |
| Transport (e.g., roads, bridges, transportation) | 13.5% |
| Private sector development | 13.5% |
| Economic growth | 11.3% |
| Education | 11.3% |
| Water and sanitation | 9.8% |
| Poverty reduction | 9.8% |
| Rural development | 6.8% |
| Law and justice (e.g., judicial system) | 6.0% |
| Peace and security/stabilization/reconstruction | 5.3% |
| Information and communications technology | 4.5% |
| Social protection (e.g., pensions, targeted social assistance) | 4.5% |
| Foreign direct investment | 3.8% |
| Climate change (e.g., mitigation, adaptation) | 3.0% |
| Local governance and institutions | 3.0% |
| Urban development | 2.3% |
| Environmental sustainability | 2.3% |
| Food security (i.e., fight against malnutrition) | 2.3% |
| Social cohesion | 2.3% |
| Global/regional integration | 1.5% |
| Financial markets | 1.5% |
| Equality of opportunity (i.e., equity) | 1.5% |
| Disaster management | 1.5% |
| Gender equity | 0.8% |
| Trade and exports | 0.8% |
| Regulatory framework | 0.8% |
| Natural resource management (e.g., oil, gas, mining) | 0.8% |
| Crime and violence | 0.0% |
| Regional conflict and tensions | 0.0% |
| Communicable/non-communicable diseases | 0.0% |

**B. Overall Attitudes toward the World Bank Group (continued)**

| 5. When thinking about the World Bank Group's role, which activity do you believe is of greatest VALUE and which activity is of second greatest value in Comoros? | Percentage of Respondents (N=133) | | |
|---|-----------------------------------|--------------------------------|----------|
| | Greatest Value | 2 nd Greatest Value | Combined |
| Financial resources | 24.8% | 9.0% | 33.8% |
| Help to bring discipline/effective supervision to implementation of investment projects | 19.5% | 14.3% | 33.8% |
| Capacity development | 11.3% | 14.3% | 25.6% |
| Technical assistance | 6.0% | 12.8% | 18.8% |
| Mobilizing third party financial resources | 9.0% | 9.0% | 18.0% |
| Strategy formulation (e.g., PRSP assistance) | 5.3% | 11.3% | 16.5% |
| Policy advice, studies, analyses | 9.0% | 4.5% | 13.5% |
| Data and statistics | 7.5% | 4.5% | 12.0% |
| Donor coordination | 3.0% | 9.0% | 12.0% |
| Linkage to non-Bank expertise (e.g., South-South knowledge sharing) | 1.5% | 6.0% | 7.5% |
| Convening/facilitating | 2.3% | 3.8% | 6.0% |
| Other | 0.8% | 1.5% | 2.3% |

| 6. Which of the following do you identify as the World Bank Group's greatest WEAKNESSES in its work in Comoros? (Choose no more than TWO) | Percentage of Respondents (Responses Combined; N=133) |
|---|---|
| Not collaborating enough with stakeholders outside the Government | 27.8% |
| Not enough public disclosure of its work | 18.8% |
| Not willing to honestly criticize policies and reform efforts in the country | 18.8% |
| Its advice and strategies do not lend themselves to practical problem solving | 18.0% |
| Too influenced by developed countries | 18.0% |
| Inadequate number of World Bank Group staff members located in the country | 13.5% |
| Not adequately sensitive to political/social realities in Comoros | 12.8% |
| World Bank Group's processes too complex | 12.0% |
| World Bank Group's processes too slow (e.g., too bureaucratic in its operational policies and procedures) | 12.0% |
| Imposing technocratic solutions without regard to political realities | 10.5% |
| Not aligned with country priorities | 8.3% |
| Not exploring alternative policy options | 7.5% |
| Not client focused | 4.5% |
| Arrogant in its approach | 3.8% |
| Don't know | 3.0% |
| Not aligned with other donors' work | 2.3% |
| Not focused enough on issues that are unique to post-conflict countries | 1.5% |
| Other | 1.5% |
| Staff too inaccessible | 0.8% |
| The credibility of its knowledge/data | 0.0% |

**B. Overall Attitudes toward the World Bank Group (continued)**

| 7. Which World Bank Group's instruments do you believe are the MOST effective in reducing poverty in Comoros? (Choose no more than TWO) | Percentage of Respondents (Responses Combined; N=134) |
|--|--|
| Investment lending (financing specific projects) | 44.0% |
| Capacity development | 42.5% |
| Multi-sectoral approaches | 19.4% |
| Policy based lending/budget support to the Government | 15.7% |
| Technical assistance (advice, best practice, international experience, etc.) | 14.9% |
| Trust Fund management | 14.2% |
| Co-financing arrangements (i.e., with other donors) | 10.4% |
| Sector-wide approaches | 9.7% |
| Knowledge products/services (analytical work, studies, surveys, etc.) | 9.0% |
| Don't know | 6.7% |
| Emergency Recovery lending | 4.5% |
| Other | 0.0% |

| 8. To what extent do you believe that the World Bank Group's work and support help the poorest in Comoros? (Select only ONE response) | Percentage of Respondents (N=131) |
|--|--|
| To a fully sufficient degree | 7.6% |
| To a somewhat sufficient degree | 14.5% |
| To a somewhat insufficient degree | 39.7% |
| To a very insufficient degree | 26.0% |
| Don't know | 12.2% |

| 9. In addition to the regular relations with the national government, which TWO of the following groups should the World Bank Group collaborate with more in your country? (Choose no more than TWO) | Percentage of Respondents (Responses Combined; N=133) |
|---|--|
| Beneficiaries | 36.8% |
| Private sector | 34.6% |
| NGOs/Community Based Organizations (CBOs) | 31.6% |
| Island Government | 24.1% |
| Parliament | 15.8% |
| Academia/think tanks/research institutes | 11.3% |
| Donor community | 10.5% |
| UN agencies | 9.8% |
| Youth/university groups | 6.8% |
| Media | 6.0% |
| Regional organizations (e.g., the AU, COMESA, OHADA, SADC, the Indian Ocean Commission) | 5.3% |
| Other | 2.3% |
| Emerging donors | 2.3% |
| UN and regional peace keeping forces | 0.8% |
| Don't know | 0.8% |
| Foundations | 0.0% |

| To what extent do you agree with the following statements about the World Bank Group's work in Comoros? (1-Strongly disagree, 10-Strongly agree) | Level of Agreement | | | |
|---|---------------------------|-----------|-------------|-----------|
| | N | DK | Mean | SD |
| 10. Overall the World Bank Group currently plays a relevant role in development in Comoros* | 125 | 8 | 6.38 | 2.36 |
| 11. The World Bank Group's work is aligned with what I consider the development priorities for Comoros* | 118 | 15 | 5.49 | 2.56 |

**B. Overall Attitudes toward the World Bank Group (continued)**

| To what extent is the World Bank Group an effective development partner in Comoros, in terms of each of the following? (1-To no degree at all, 10-To a very significant degree) | Degree | | | |
|---|--------|----|------|------|
| | N | DK | Mean | SD |
| 12. Responsiveness to needs* | 105 | 26 | 4.92 | 2.18 |
| 13. Flexibility (in terms of the institution's products and services)* | 98 | 32 | 5.19 | 2.03 |
| 14. Flexibility (in terms of changing country circumstances)* | 101 | 26 | 5.38 | 2.17 |
| 15. Being inclusive* | 80 | 45 | 5.15 | 2.11 |
| 16. Openness (sharing data and other information)* | 104 | 25 | 6.08 | 2.39 |
| 17. Collaboration with the Government* | 116 | 14 | 7.21 | 2.22 |
| 18. The speed in which it gets things accomplished on the ground* | 99 | 26 | 5.19 | 2.31 |
| 19. Ease of access to the people at the World Bank Group who are making decisions important to my work* | 108 | 25 | 4.82 | 2.60 |
| 20. Collaboration with civil society* | 116 | 13 | 4.86 | 2.30 |
| 21. Collaboration with the UN* | 85 | 42 | 7.01 | 2.30 |
| 22. Staff accessibility* | 100 | 31 | 5.58 | 2.39 |
| 23. Collaboration with other donors and development partners* | 97 | 34 | 6.71 | 2.15 |
| 24. Collaboration with the private sector* | 105 | 26 | 5.29 | 2.19 |
| 25. Straightforwardness and honesty* | 91 | 38 | 6.48 | 2.30 |
| 26. Treating clients and stakeholders in Comoros with respect* | 107 | 25 | 7.08 | 2.30 |
| 27. Being a long-term partner* | 113 | 18 | 7.48 | 2.23 |

| 28. In the past year, have you seen more, less, or just about the same level of effective collaboration between the UN and the World Bank Group in your country? (Select only ONE response) | Percentage of Respondents (Responses Combined; N=133) |
|---|---|
| More effective collaboration | 11.3% |
| The same level of effective collaboration | 36.8% |
| Less effective collaboration | 10.5% |
| Don't know | 41.4% |

| 29. When World Bank Group assisted reform efforts fail or are slow to take place, which THREE of the following would you attribute this to? (Choose no more than THREE) | Percentage of Respondents (Responses Combined; N=133) |
|---|---|
| The Government works inefficiently | 60.2% |
| The World Bank Group is not sensitive enough to political/social realities on the ground | 34.6% |
| There is not an adequate level of citizen/civil society participation | 33.8% |
| Reforms are not well thought out in light of country challenges | 33.8% |
| Lack of/inadequate levels of capacity in Government | 33.1% |
| Political pressures and obstacles | 30.8% |
| Inadequate funding | 16.5% |
| The World Bank Group does not do adequate follow through/follow-up | 16.5% |
| The World Bank Group works too slowly | 16.5% |
| Poor donor coordination | 8.3% |
| Ongoing conflict and instability | 5.3% |
| Other | 2.3% |

**C. World Bank Group's Effectiveness and Results**

| 1. In your opinion, how IMPORTANT is it for the World Bank Group to be involved in the following areas of development in Comoros? (1-Not important at all, 10-Very important) | Importance | | | |
|--|------------|----|------|------|
| | N | DK | Mean | SD |
| 1. Crime and violence | 105 | 24 | 5.10 | 3.08 |
| 2. Financial markets | 103 | 19 | 6.29 | 2.83 |
| 3. Transport (e.g., roads, bridges, transportation) | 119 | 10 | 8.50 | 1.96 |
| 4. Anti-corruption | 122 | 6 | 8.58 | 2.07 |
| 5. Regional conflict and tensions | 104 | 19 | 5.40 | 2.80 |
| 6. Law and justice (e.g., judicial system) | 121 | 10 | 8.21 | 2.22 |
| 7. Urban development | 119 | 9 | 7.34 | 2.33 |
| 8. Environmental sustainability | 118 | 10 | 7.92 | 2.18 |
| 9. Trade and exports | 115 | 12 | 6.87 | 2.50 |
| 10. Information and communications technology | 121 | 9 | 7.91 | 2.19 |
| 11. Poverty reduction | 127 | 4 | 8.82 | 1.65 |
| 12. Gender equity | 115 | 14 | 5.96 | 2.54 |
| 13. Private sector development | 123 | 9 | 8.40 | 1.79 |
| 14. Foreign direct investment | 110 | 18 | 7.36 | 2.29 |
| 15. Local governance and institutions | 119 | 9 | 7.52 | 2.08 |
| 16. Water and sanitation | 123 | 7 | 8.53 | 1.99 |
| 17. Regulatory framework | 110 | 19 | 7.07 | 2.26 |
| 18. Economic growth | 122 | 8 | 8.42 | 1.87 |
| 19. Energy/electricity | 126 | 4 | 9.11 | 1.79 |
| 20. Disaster management | 115 | 11 | 7.19 | 2.27 |
| 21. Public sector governance/reform (i.e., government effectiveness, public financial management, public expenditure, fiscal system reform) | 127 | 6 | 8.32 | 2.09 |
| 22. Job creation/employment | 125 | 7 | 8.62 | 1.90 |
| 23. Social cohesion | 107 | 16 | 6.68 | 2.46 |
| 24. Communicable/non-communicable diseases | 117 | 12 | 6.61 | 2.50 |
| 25. Equality of opportunity (i.e., equity) | 117 | 7 | 6.56 | 2.52 |
| 26. Social protection (e.g., pensions, targeted social assistance) | 118 | 13 | 7.01 | 2.60 |
| 27. Rural development | 125 | 7 | 8.12 | 1.88 |
| 28. Global/regional integration | 107 | 22 | 6.93 | 2.29 |
| 29. Food security (i.e., fight against malnutrition) | 121 | 10 | 7.75 | 2.10 |
| 30. Natural resource management (e.g., oil, gas, mining) | 114 | 16 | 7.20 | 2.74 |
| 31. Peace and security/stabilization/reconstruction | 117 | 10 | 7.21 | 2.49 |
| 32. Health | 124 | 7 | 8.30 | 2.06 |
| 33. Climate change (e.g., mitigation, adaptation) | 123 | 11 | 7.80 | 2.21 |
| 34. Agricultural development | 126 | 4 | 8.55 | 1.80 |
| 35. Education | 132 | 2 | 8.84 | 1.65 |

**C. World Bank Group's Effectiveness and Results (continued)**

| 2. How EFFECTIVE do you believe the World Bank Group is in terms of the work it does in the following areas of development in Comoros? (1-Not effective at all, 10-Very effective) | Effectiveness | | | |
|---|---------------|----|------|------|
| | N | DK | Mean | SD |
| 1. Gender equity | 68 | 61 | 4.56 | 2.51 |
| 2. Information and communications technology | 84 | 47 | 5.60 | 2.57 |
| 3. Transport (e.g., roads, bridges, transportation) | 75 | 56 | 4.79 | 2.61 |
| 4. Crime and violence | 60 | 68 | 4.10 | 2.28 |
| 5. Regional conflict and tensions | 57 | 72 | 4.25 | 2.44 |
| 6. Law and justice (e.g., judicial system) | 71 | 58 | 4.70 | 2.47 |
| 7. Urban development | 74 | 58 | 5.15 | 2.61 |
| 8. Environmental sustainability | 81 | 49 | 5.43 | 2.38 |
| 9. Regulatory framework | 74 | 57 | 6.14 | 2.31 |
| 10. Communicable/non-communicable diseases | 73 | 57 | 5.15 | 2.51 |
| 11. Poverty reduction | 111 | 22 | 5.40 | 2.45 |
| 12. Anti-corruption | 93 | 39 | 4.69 | 2.67 |
| 13. Private sector development | 94 | 36 | 4.60 | 2.29 |
| 14. Foreign direct investment | 72 | 57 | 4.47 | 2.28 |
| 15. Water and sanitation | 89 | 41 | 4.76 | 2.75 |
| 16. Trade and exports | 73 | 54 | 4.16 | 2.39 |
| 17. Economic growth | 94 | 34 | 5.46 | 2.32 |
| 18. Health | 87 | 43 | 5.33 | 2.49 |
| 19. Disaster management | 69 | 56 | 4.83 | 2.43 |
| 20. Public sector governance/reform (i.e., government effectiveness, public financial management, public expenditure, fiscal system reform) | 100 | 33 | 6.24 | 2.46 |
| 21. Job creation/employment | 90 | 40 | 3.98 | 2.48 |
| 22. Social cohesion | 70 | 58 | 4.64 | 2.29 |
| 23. Financial markets | 62 | 65 | 4.68 | 2.19 |
| 24. Equality of opportunity (i.e., equity) | 67 | 58 | 4.51 | 2.23 |
| 25. Energy/electricity | 103 | 27 | 4.46 | 2.78 |
| 26. Rural development | 90 | 39 | 4.59 | 2.53 |
| 27. Global/regional integration | 62 | 67 | 5.44 | 2.38 |
| 28. Food security (i.e., fight against malnutrition) | 83 | 49 | 4.84 | 2.61 |
| 29. Education | 91 | 40 | 5.24 | 2.52 |
| 30. Peace and security/stabilization/reconstruction | 71 | 56 | 5.03 | 2.43 |
| 31. Social protection (e.g., pensions, targeted social assistance) | 73 | 58 | 4.37 | 2.49 |
| 32. Climate change (e.g., mitigation, adaptation) | 79 | 51 | 5.38 | 2.66 |
| 33. Agricultural development | 87 | 45 | 4.85 | 2.77 |
| 34. Natural resource management (e.g., oil, gas, mining) | 73 | 60 | 3.93 | 2.35 |

**C. World Bank Group's Effectiveness and Results (continued)**

| Achieving Development Results* | N | DK | Mean | SD |
|--|----------|-----------|-------------|-----------|
| 3. To what extent does the World Bank Group's work help to achieve development results in Comoros? (1-To no degree at all, 10-To a very significant degree) | 112 | 22 | 6.11 | 2.06 |
| Building/Strengthening Country Systems | | | | |
| 4. To what extent does the World Bank Group's work help to build/strengthen existing country systems (e.g. procurement, financial management, etc.) in Comoros? (1-To no degree at all, 10-To a very significant degree) | 106 | 28 | 6.22 | 2.17 |
| To what extent do you agree with the following statements about the World Bank Group in Comoros? (1-Strongly disagree, 10-Strongly agree) | | | | |
| 5. The World Bank Group's financial instruments (i.e., investment lending, Development Policy Financing, Trust Funds, etc.) meet the needs of Comoros* | 106 | 27 | 5.42 | 2.15 |
| 6. The World Bank Group meets Comoros's needs for knowledge services (e.g., research, analysis, data, technical assistance)* | 108 | 23 | 5.62 | 2.37 |
| Measuring and Correcting Work | | | | |
| 7. To what extent do you believe the World Bank Group measures and corrects its work in real time in Comoros? (1-To no degree at all, 10-To a very significant degree) | 95 | 39 | 5.52 | 2.47 |

D. The World Bank Group's Knowledge Work and Activities

| 1. How frequently do you consult World Bank Group's knowledge work and activities in the work you do? | Percentage of Respondents (N=133) | | | |
|---|--|-----------|-------------|-----------|
| Weekly | 9.0% | | | |
| Monthly | 16.5% | | | |
| A few times a year | 32.3% | | | |
| Rarely | 30.8% | | | |
| Never | 11.3% | | | |
| In Comoros, to what extent do you believe that the World Bank Group's knowledge work and activities: (1-To no degree at all, 10-To a very significant degree) | Degree | | | |
| | N | DK | Mean | SD |
| 2. Are timely | 98 | 29 | 6.37 | 2.29 |
| 3. Include appropriate level of stakeholder involvement during preparation | 99 | 31 | 5.29 | 2.18 |
| 4. Lead to practical solutions | 104 | 28 | 5.20 | 2.37 |
| 5. Are accessible (well written and easy to understand) | 109 | 22 | 5.42 | 2.52 |
| 6. Are source of relevant information on global good practices | 99 | 31 | 6.19 | 2.22 |
| 7. Are adequately disseminated | 103 | 22 | 4.82 | 2.50 |
| 8. Are translated enough into local language | 99 | 30 | 3.00 | 2.49 |
| 9. Are adaptable to Comoros's specific development challenges and country circumstances* | 106 | 26 | 5.08 | 2.43 |
| Overall Evaluations | | | | |
| 10. Overall, how significant a contribution do you believe the World Bank Group's knowledge work and activities make to development results in your country?* (1-Not significant at all, 10-Very significant) | 116 | 18 | 6.55 | 2.36 |
| 11. Overall, how would you rate the technical quality of the World Bank Group's knowledge work and activities?* (1-Very low technical quality, 10-Very high technical quality) | 108 | 26 | 6.57 | 2.14 |

**E. Working with the World Bank Group**

| To what extent do you agree/disagree with the following statements? (1-Strongly disagree, 10-Strongly agree) | Level of Agreement | | | |
|--|--------------------|----|------|------|
| | N | DK | Mean | SD |
| 1. The World Bank Group disburses funds promptly | 104 | 29 | 3.98 | 2.55 |
| 2. The World Bank Group effectively monitors and evaluates the projects and programs it supports | 117 | 16 | 6.45 | 2.54 |
| 3. The World Bank Group's approvals and reviews are done in a timely fashion | 109 | 24 | 5.17 | 2.34 |
| 4. The World Bank Group's "Safeguard Policy" requirements are reasonable | 87 | 46 | 5.74 | 2.31 |
| 5. The World Bank Group's conditions on its lending are reasonable | 94 | 38 | 5.61 | 2.46 |
| 6. The World Bank Group takes decisions quickly in Comoros* | 98 | 33 | 4.54 | 2.42 |
| 7. Working with the World Bank Group increases Comoros's institutional capacity | 117 | 15 | 6.68 | 2.28 |
| 8. Where country systems (e.g., procurement, financial management, etc.) are adequate, the World Bank Group makes appropriate use of them* | 92 | 41 | 6.67 | 2.33 |
| 9. The World Bank Group provides effective implementation support (i.e., supervision of projects) | 103 | 30 | 6.47 | 2.48 |

| WBG Promoting PPP in Comoros | N | DK | Mean | SD |
|--|-----|----|------|------|
| 10. To what extent do you believe that the World Bank Group's work helps to find solutions that promote private public partnerships in Comoros? (1-To no degree at all, 10-To a very significant degree) | 107 | 27 | 5.36 | 2.40 |

| 11. Which of the following best describes the World Bank Group's support in Comoros? (Select only ONE response) | Percentage of Respondents (N=131) |
|--|-----------------------------------|
| The World Bank Group is sufficiently selective and focuses on the most important development challenges in Comoros | 37.4% |
| The World Bank Group is not sufficiently selective in Comoros, and it is involved in too many areas of development | 32.1% |
| Don't know | 30.5% |

| WBG Staffing in Comoros | N | DK | Mean | SD |
|---|----|----|------|------|
| 12. To what extent do you believe the World Bank Group is adequately staffed in Comoros? (1-To no degree at all, 10-To a very significant degree) | 99 | 35 | 3.95 | 2.60 |

F. The Future Role of the World Bank Group in Comoros

| 1. Which of the following SHOULD the World Bank Group do to make itself of greater value in Comoros? (Choose no more than TWO) | Percentage of Respondents (Responses Combined; N=134) |
|--|---|
| Reach out more to groups outside of Government | 38.1% |
| Offer more innovative financial products | 26.9% |
| Reduce the complexity of obtaining World Bank Group financing | 24.6% |
| Increase the level of capacity development in the country | 22.4% |
| Ensure greater selectivity in its work | 16.4% |
| Provide more adequate data/knowledge/statistics/figures on Comoros's economy | 14.2% |
| Collaborate more effectively with Government clients (e.g., national, island) | 12.7% |
| Improve the quality of its experts as related to Comoros's specific challenges | 11.9% |
| Increase the level of World Bank Group staffing in Comoros's office | 11.2% |
| Improve the competitiveness of its financing compared to markets (e.g., cost, timeliness, other terms) | 9.7% |
| Work faster | 7.5% |
| Offer more innovative knowledge services | 3.0% |
| Other | 0.7% |

**F. The Future Role of the World Bank Group in Comoros (continued)**

| 2. When considering the combination of services that the World Bank Group offers in Comoros, and taking into account its limited level of resources, which ONE of the following do you believe the World Bank Group should offer more of in Comoros? (Select only ONE response) | Percentage of Respondents (N=133) |
|--|--|
| Financial services | 38.3% |
| The combination is appropriate for Comoros | 24.8% |
| Knowledge products | 13.5% |
| Convening services | 11.3% |
| Don't know | 9.8% |
| None of the above | 2.3% |

| 3A. Which THREE areas below would benefit most from the World Bank Group playing a leading role among international partners in Comoros? (Choose no more than THREE) | Percentage of Respondents (Responses Combined; N=134) |
|---|--|
| Public financial management | 67.9% |
| Jobs | 56.7% |
| Access to basic services | 41.0% |
| Social safety nets | 28.4% |
| Access to justice systems | 26.9% |
| Capacity of state institutions | 25.4% |
| Social cohesion | 17.9% |
| Stimulating dialogue to promote peace and stability | 14.2% |
| Improving livelihoods | 8.2% |
| Reducing violence | 4.5% |
| Conflict resolution mechanisms | 4.5% |
| Security mechanisms | 3.7% |

| 3B. Which THREE areas below would benefit most from other donors in Comoros? (Choose no more than THREE) | Percentage of Respondents (Responses Combined; N=134) |
|---|--|
| Social cohesion | 30.6% |
| Access to basic services | 30.6% |
| Jobs | 30.6% |
| Social safety nets | 29.9% |
| Capacity of state institutions | 28.4% |
| Access to justice systems | 27.6% |
| Public financial management | 25.4% |
| Stimulating dialogue to promote peace and stability | 24.6% |
| Improving livelihoods | 23.9% |
| Conflict resolution mechanisms | 17.2% |
| Reducing violence | 14.9% |
| Security mechanisms | 13.4% |

**F. The Future Role of the World Bank Group in Comoros (continued)**

| 4. What should the World Bank Group do to improve collaboration with the UN in the field? (Choose no more than THREE) | Percentage of Respondents (N=133) |
|--|--|
| Develop joint or complementary projects with the UN, leveraging each organization's comparative advantages | 66.2% |
| Organize more joint meetings and missions with the UN | 54.9% |
| Collaborate on analysis, assessments and planning, including on rapid assessments on emerging crisis and changing circumstances when both institutions are engaged | 45.1% |
| Share more information about the World Bank Group's activities, products, and knowledge | 39.1% |
| Develop guidelines, framework and tools to facilitate operational cooperation and cross-financing | 37.6% |
| Involve UN experts to a greater degree in World Bank Group activities | 36.8% |
| Other | 2.3% |

G. Communication and Information Sharing

| 1. How do you get most of your information about economic and social development issues in Comoros? (Choose no more than TWO) | Percentage of Respondents (Responses Combined; N=131) |
|--|--|
| Local newspapers | 48.9% |
| Internet | 43.5% |
| Local television | 25.2% |
| Local radio | 23.7% |
| Social media (e.g., blogs, Facebook, Twitter, YouTube, Flickr) | 22.1% |
| Other | 9.2% |
| International radio | 6.9% |
| International newspapers | 6.9% |
| International television | 6.9% |
| Periodicals | 2.3% |

| 2. How would you prefer to receive information from the World Bank Group? (Choose no more than TWO) | Percentage of Respondents (Responses Combined; N=132) |
|--|--|
| World Bank Group's seminars/workshops/conferences | 52.3% |
| Direct contact with World Bank Group (i.e., face to face meetings/discussions) | 39.4% |
| e-Newsletters | 36.4% |
| World Bank Group's website | 26.5% |
| World Bank Group's publications and other written materials | 25.0% |
| Mobile phones | 9.1% |
| Social media (e.g., blogs, Facebook, Twitter, YouTube, Flickr) | 7.6% |
| Other | 0.0% |

| 3. Are you aware of the World Bank Group's Access to Information Policies under which the World Bank Group discloses any information in its possession that is not on a list of exceptions? | Percentage of Respondents (N=130) |
|--|--|
| Yes | 23.8% |
| No | 76.2% |

**G. Communication and Information Sharing (continued)**

| 4. If yes, from which of the following sources did you learn about the World Bank Group's Access to Information Policies? (Select only ONE response) | Percentage of Respondents (N=29) |
|--|----------------------------------|
| World Bank Group's website | 41.4% |
| World Bank Group's seminars/workshops/conferences | 31.0% |
| Colleagues/Friends/Peer organizations | 13.8% |
| News/Media | 6.9% |
| World Bank Group's e-Newsletters | 3.4% |
| Other | 3.4% |

| 5. Have you requested information from the World Bank Group on its activities in the past year? | Percentage of Respondents (N=132) |
|---|-----------------------------------|
| Yes | 18.9% |
| No | 81.1% |

| 6. Were you able to obtain this information? | Percentage of Respondents (N=25) |
|--|----------------------------------|
| Yes | 80.0% |
| No | 20.0% |

| 7. Do you have access to the Internet? | Percentage of Respondents (N=133) |
|--|-----------------------------------|
| Yes | 91.0% |
| No | 9.0% |

| 8. Do you use/have you used the World Bank Group website? | Percentage of Respondents (N=133) |
|---|-----------------------------------|
| Yes | 40.6% |
| No | 59.4% |

| 9. Do you currently consult the World Bank Group social media sites (e.g., blogs, Facebook, Twitter, YouTube, Flickr)? | Percentage of Respondents (N=133) |
|--|-----------------------------------|
| Yes | 27.8% |
| No | 72.2% |

| 10. Which Internet connection do you use primarily when visiting a World Bank Group website? | Percentage of Respondents (N=90) |
|--|----------------------------------|
| High speed/WiFi | 83.3% |
| Dial-up | 16.7% |

| Please rate how much you agree with the following statements. (1-Strongly disagree, 10-Strongly agree) | Level of Agreement | | | |
|--|--------------------|----|------|------|
| | N | DK | Mean | SD |
| 11. I find the World Bank Group's websites easy to navigate | 44 | 27 | 7.09 | 2.13 |
| 12. I find the information on the World Bank Group's websites useful | 46 | 21 | 7.28 | 1.94 |
| 13. The World Bank Group's social media channels (e.g., blogs, Facebook, Twitter, YouTube, Flickr) are valuable sources of information about the institution | 53 | 74 | 7.32 | 2.28 |
| 14. When I need information from the World Bank Group I know how to find it | 74 | 55 | 5.81 | 2.95 |
| 15. The World Bank Group is responsive to my information requests and inquiries | 51 | 78 | 5.57 | 2.84 |

**H. Background Information**

| 1. Which of the following best describes your current position? (Select only ONE response) | Percentage of Respondents (N=134) |
|--|--|
| Employee of a Ministry, Ministerial Department or Implementation Agency | 17.9% |
| NGO/Community Based Organization | 13.4% |
| Project Management Unit (PMU) overseeing implementation of project/ Consultant/Contractor working on World Bank Group supported project/program | 9.7% |
| Private Sector Organization | 9.7% |
| Academia/Research Institute/Think Tank | 8.2% |
| Island Government Office or Staff | 6.0% |
| Bilateral/Multilateral Agency | 6.0% |
| Media (press, radio, TV, web, etc.) | 6.0% |
| Office of Parliamentarian | 5.2% |
| Office of the President, Prime Minister | 4.5% |
| Financial Sector/Private Bank | 3.7% |
| Independent Government Institution (i.e., Regulatory Agency, Central Bank/oversight institution) | 3.7% |
| Trade Union | 2.2% |
| Office of Minister | 1.5% |
| Other | 1.5% |
| Judiciary Branch | 0.7% |

| 2. Please identify the primary specialization of your work. (Select only ONE response) | Percentage of Respondents (N=134) |
|---|--|
| Education | 13.4% |
| Finance and markets | 12.7% |
| Generalist (specialized in multiple sectors) | 9.7% |
| Other | 9.7% |
| Macroeconomics and fiscal management | 9.0% |
| Governance | 7.5% |
| Transport and ICT | 4.5% |
| Environment and natural resources | 3.7% |
| Trade and competitiveness | 3.7% |
| Urban, rural, and social development | 3.7% |
| Agriculture | 3.7% |
| Public-private partnerships | 3.0% |
| Health, nutrition, and population | 3.0% |
| Energy and extractives | 3.0% |
| Jobs | 3.0% |
| Gender | 2.2% |
| Water | 1.5% |
| Social protection and labor | 1.5% |
| Fragility, conflict and violence | 0.7% |
| Poverty | 0.7% |

| 3. Currently, do you professionally collaborate/work with the World Bank Group (IDA, IFC, or MIGA) in your country? (Select only ONE response) | Percentage of Respondents (N=131) |
|---|--|
| Yes | 35.1% |
| No | 64.9% |

**H. Background Information (continued)**

| 4. Which of the following agencies of the World Bank Group do you primarily engage with in Comoros? (Select only ONE response) | Percentage of Respondents (N=67) |
|---|---|
| The World Bank (IDA) | 73.1% |
| The International Finance Corporation (IFC) | 10.4% |
| The Multilateral Investment Guarantee Agency (MIGA) | 1.5% |
| Other | 14.9% |

| 5. Do your projects involve both the World Bank and the IFC? | Percentage of Respondents (N=125) |
|---|--|
| Yes | 20.0% |
| No | 80.0% |

| 6. If yes, what was your view of how the two institutions work together in Comoros? (Select only ONE response) | Percentage of Respondents (N=25) |
|---|---|
| The two institutions work well together | 28.0% |
| The way the two institutions work together needs improvement | 36.0% |
| The two institutions do not work well together | 8.0% |
| Don't know | 28.0% |

| 7. Which of the following describes most of your exposure to the World Bank Group in Comoros? (Choose no more than TWO) | Percentage of Respondents (Responses Combined; N=127) |
|--|--|
| Observer (i.e., follow in media, discuss in informal conversations, etc.) | 39.4% |
| Collaborate as part of my professional duties | 38.6% |
| Use World Bank Group reports/data | 30.7% |
| Engage in World Bank Group related/sponsored events/activities | 27.6% |
| Use World Bank Group website for information, data, research, etc. | 12.6% |

| 8. What's your gender? | Percentage of Respondents (N=134) |
|-------------------------------|--|
| Female | 17.2% |
| Male | 82.8% |

| 9. Which best represents your geographic location? | Percentage of Respondents (N=134) |
|---|--|
| Moroni | 59.0% |
| Anjouan | 19.4% |
| Other Grande Comore | 11.2% |
| Moheli | 10.4% |



Appendix B: Responses to All Questions by Stakeholder Groups¹⁶

- Office of the President/Prime Minister/Minister N=8 ● Office of Parliamentarian N=7 ● Employee of a Ministry N=24 ● PMU/Consultant on WBG-supported Project N=13
- Island Government N=8 ● Bilateral/Multilateral Agency N=8 ● Private Sector/Financial Sector/Private Bank N=18 ● CSO N=21 ● Media N=8
- Academia/Research Institute/Think Tank N=11 ● Other N=8

A. General Issues facing Comoros

In general would you say that Comoros is headed in...?*

| Percentage of Respondents | Office of the President/Prime Minister/Minister | Office of Parliamentarian | Employee of a Ministry | PMU/Consultant | Island Government | Bilateral/Multilateral Agency | Private Sector/Financial Sector/Private Bank | CSO | Media | Academia/Research Institute/Think Tank | Other |
|---------------------------|---|---------------------------|------------------------|----------------|-------------------|-------------------------------|--|-------|-------|--|-------|
| The right direction | 75.0% | 57.1% | 66.7% | 38.5% | 50.0% | 14.3% | 22.2% | 23.8% | 25.0% | 0.0% | 75.0% |
| The wrong direction | 12.5% | 28.6% | 12.5% | 38.5% | 0.0% | 57.1% | 38.9% | 33.3% | 12.5% | 27.3% | 25.0% |
| Not sure | 12.5% | 14.3% | 20.8% | 23.1% | 50.0% | 28.6% | 38.9% | 42.9% | 62.5% | 72.7% | 0.0% |

*Significantly different between stakeholder groups

¹⁶ All 134 respondents provided information about their current positions. All respondents were included in the across-stakeholder analysis presented in this appendix.



A. General Issues facing Comoros (continued)

Listed below are a number of development priorities in Comoros. Please identify which of the following you consider the most important development priorities in Comoros?
(Choose no more than THREE)

| Percentage of Respondents | Office of the President/Prime Minister/Minister | Office of Parliamentarian | Employee of a Ministry | PMU/Consultant | Island Government | Bilateral/Multilateral Agency | Private Sector/Financial Sector/Private Bank | CSO | Media | Academia/Research Institute/Think Tank | Other |
|---|---|---------------------------|------------------------|----------------|-------------------|-------------------------------|--|-------|-------|--|-------|
| Global/regional integration | 0.0% | 0.0% | 0.0% | 0.0% | 0.0% | 0.0% | 0.0% | 9.5% | 0.0% | 9.1% | 0.0% |
| Food security | 25.0% | 14.3% | 16.7% | 15.4% | 25.0% | 25.0% | 16.7% | 9.5% | 12.5% | 18.2% | 12.5% |
| Peace and security/stabilization/reconstruction | 12.5% | 14.3% | 4.2% | 30.8% | 12.5% | 12.5% | 11.1% | 14.3% | 25.0% | 18.2% | 12.5% |
| Public sector governance/reform | 37.5% | 57.1% | 45.8% | 69.2% | 62.5% | 62.5% | 33.3% | 66.7% | 50.0% | 45.5% | 37.5% |
| Social protection | 0.0% | 0.0% | 4.2% | 0.0% | 0.0% | 12.5% | 0.0% | 4.8% | 0.0% | 0.0% | 12.5% |
| Gender equity | 0.0% | 0.0% | 4.2% | 0.0% | 0.0% | 0.0% | 0.0% | 0.0% | 0.0% | 0.0% | 0.0% |
| Private sector development | 37.5% | 28.6% | 12.5% | 15.4% | 12.5% | 0.0% | 44.4% | 14.3% | 25.0% | 0.0% | 12.5% |
| Foreign direct investment | 0.0% | 14.3% | 4.2% | 0.0% | 25.0% | 0.0% | 5.6% | 0.0% | 12.5% | 0.0% | 12.5% |
| Urban development | 0.0% | 0.0% | 0.0% | 0.0% | 0.0% | 0.0% | 0.0% | 9.5% | 0.0% | 0.0% | 0.0% |
| Energy/electricity | 100.0% | 42.9% | 62.5% | 84.6% | 25.0% | 62.5% | 77.8% | 57.1% | 62.5% | 63.6% | 62.5% |
| Regional conflict and tensions | 0.0% | 0.0% | 0.0% | 0.0% | 0.0% | 0.0% | 5.6% | 0.0% | 0.0% | 0.0% | 0.0% |
| Job creation/employment | 12.5% | 28.6% | 29.2% | 7.7% | 12.5% | 0.0% | 22.2% | 28.6% | 12.5% | 9.1% | 50.0% |
| Rural development | 0.0% | 14.3% | 0.0% | 0.0% | 0.0% | 0.0% | 5.6% | 14.3% | 12.5% | 9.1% | 0.0% |
| Financial markets | 0.0% | 0.0% | 0.0% | 0.0% | 0.0% | 0.0% | 0.0% | 0.0% | 0.0% | 0.0% | 0.0% |
| Water and sanitation | 0.0% | 28.6% | 16.7% | 0.0% | 0.0% | 12.5% | 11.1% | 9.5% | 12.5% | 0.0% | 0.0% |
| Environmental sustainability | 0.0% | 0.0% | 8.3% | 0.0% | 12.5% | 12.5% | 0.0% | 4.8% | 0.0% | 0.0% | 0.0% |
| Equality of opportunity | 0.0% | 0.0% | 4.2% | 0.0% | 0.0% | 0.0% | 0.0% | 0.0% | 0.0% | 0.0% | 0.0% |
| Health | 0.0% | 0.0% | 16.7% | 15.4% | 12.5% | 12.5% | 11.1% | 0.0% | 12.5% | 9.1% | 25.0% |
| Climate change | 12.5% | 0.0% | 4.2% | 0.0% | 0.0% | 12.5% | 0.0% | 0.0% | 12.5% | 18.2% | 0.0% |
| Poverty reduction | 0.0% | 0.0% | 8.3% | 7.7% | 12.5% | 0.0% | 11.1% | 9.5% | 0.0% | 9.1% | 0.0% |
| Transport | 0.0% | 0.0% | 0.0% | 15.4% | 0.0% | 25.0% | 5.6% | 4.8% | 0.0% | 9.1% | 0.0% |
| Social cohesion | 0.0% | 0.0% | 8.3% | 0.0% | 0.0% | 0.0% | 0.0% | 0.0% | 0.0% | 9.1% | 0.0% |
| Education | 12.5% | 0.0% | 16.7% | 7.7% | 12.5% | 25.0% | 11.1% | 0.0% | 0.0% | 9.1% | 0.0% |
| Agricultural development | 0.0% | 0.0% | 4.2% | 0.0% | 0.0% | 0.0% | 5.6% | 0.0% | 0.0% | 0.0% | 0.0% |
| Trade and exports | 0.0% | 0.0% | 0.0% | 0.0% | 0.0% | 0.0% | 0.0% | 0.0% | 0.0% | 0.0% | 0.0% |
| Crime and violence | 0.0% | 0.0% | 0.0% | 0.0% | 0.0% | 0.0% | 0.0% | 0.0% | 0.0% | 0.0% | 0.0% |
| Anti-corruption | 12.5% | 42.9% | 16.7% | 0.0% | 25.0% | 0.0% | 0.0% | 19.0% | 25.0% | 18.2% | 37.5% |
| Law and justice | 12.5% | 14.3% | 4.2% | 7.7% | 12.5% | 0.0% | 11.1% | 9.5% | 25.0% | 18.2% | 12.5% |
| Regulatory framework | 0.0% | 0.0% | 0.0% | 0.0% | 0.0% | 0.0% | 0.0% | 0.0% | 0.0% | 0.0% | 0.0% |
| Communicable/non-communicable diseases | 0.0% | 0.0% | 0.0% | 0.0% | 0.0% | 0.0% | 0.0% | 0.0% | 0.0% | 0.0% | 0.0% |
| Local governance and institutions | 0.0% | 0.0% | 0.0% | 0.0% | 12.5% | 0.0% | 5.6% | 4.8% | 0.0% | 0.0% | 0.0% |
| Natural resource management | 0.0% | 0.0% | 0.0% | 7.7% | 12.5% | 0.0% | 0.0% | 4.8% | 0.0% | 0.0% | 0.0% |
| Economic growth | 12.5% | 0.0% | 4.2% | 0.0% | 12.5% | 25.0% | 0.0% | 0.0% | 0.0% | 0.0% | 12.5% |
| Disaster management | 0.0% | 0.0% | 4.2% | 0.0% | 0.0% | 0.0% | 0.0% | 4.8% | 0.0% | 0.0% | 0.0% |
| Information and communications technology | 12.5% | 0.0% | 0.0% | 7.7% | 0.0% | 0.0% | 5.6% | 0.0% | 0.0% | 18.2% | 0.0% |



A. General Issues facing Comoros (continued)

The World Bank Group has committed itself to twin goals: ending extreme poverty by 2030 and boosting shared prosperity. Poverty reduction is a broad term that encompasses work in many different areas. Which THREE areas of development listed below do you believe would contribute most to reducing poverty in Comoros? (Choose no more than THREE)

| Percentage of Respondents | Office of the President/Prime Minister/Minister | Office of Parliamentarian | Employee of a Ministry | PMU/Consultant | Island Government | Bilateral/Multilateral Agency | Private Sector/Financial Sector/Private Bank | CSO | Media | Academia/Research Institute/Think Tank | Other |
|---|---|---------------------------|------------------------|----------------|-------------------|-------------------------------|--|-------|-------|--|-------|
| Water and sanitation | 0.0% | 28.6% | 20.8% | 15.4% | 0.0% | 0.0% | 5.6% | 14.3% | 37.5% | 18.2% | 0.0% |
| Equality of opportunity | 12.5% | 0.0% | 8.3% | 7.7% | 0.0% | 14.3% | 0.0% | 9.5% | 0.0% | 9.1% | 0.0% |
| Rural development | 0.0% | 14.3% | 20.8% | 15.4% | 12.5% | 0.0% | 38.9% | 23.8% | 12.5% | 27.3% | 12.5% |
| Climate change | 0.0% | 0.0% | 0.0% | 0.0% | 0.0% | 0.0% | 0.0% | 4.8% | 0.0% | 9.1% | 0.0% |
| Regional conflict and tensions | 0.0% | 0.0% | 4.2% | 0.0% | 0.0% | 0.0% | 0.0% | 0.0% | 0.0% | 0.0% | 0.0% |
| Global/regional integration | 0.0% | 0.0% | 4.2% | 0.0% | 12.5% | 0.0% | 0.0% | 0.0% | 0.0% | 0.0% | 0.0% |
| Gender equity | 0.0% | 0.0% | 4.2% | 0.0% | 0.0% | 0.0% | 0.0% | 4.8% | 12.5% | 0.0% | 0.0% |
| Economic growth* | 75.0% | 0.0% | 16.7% | 15.4% | 25.0% | 28.6% | 33.3% | 42.9% | 12.5% | 9.1% | 0.0% |
| Urban development | 0.0% | 0.0% | 4.2% | 0.0% | 0.0% | 0.0% | 0.0% | 4.8% | 0.0% | 0.0% | 0.0% |
| Regulatory framework | 0.0% | 0.0% | 0.0% | 0.0% | 0.0% | 0.0% | 0.0% | 0.0% | 0.0% | 0.0% | 0.0% |
| Local governance and institutions | 0.0% | 14.3% | 8.3% | 7.7% | 0.0% | 14.3% | 16.7% | 9.5% | 0.0% | 18.2% | 12.5% |
| Social protection | 0.0% | 0.0% | 8.3% | 7.7% | 0.0% | 14.3% | 5.6% | 9.5% | 0.0% | 0.0% | 25.0% |
| Law and justice | 25.0% | 28.6% | 20.8% | 23.1% | 37.5% | 14.3% | 11.1% | 9.5% | 0.0% | 0.0% | 37.5% |
| Transport | 12.5% | 0.0% | 0.0% | 15.4% | 25.0% | 14.3% | 0.0% | 9.5% | 0.0% | 18.2% | 0.0% |
| Crime and violence | 0.0% | 0.0% | 0.0% | 0.0% | 0.0% | 0.0% | 0.0% | 0.0% | 0.0% | 0.0% | 0.0% |
| Communicable/non-communicable diseases | 0.0% | 0.0% | 8.3% | 0.0% | 0.0% | 0.0% | 0.0% | 0.0% | 0.0% | 0.0% | 0.0% |
| Information and communications technology | 0.0% | 0.0% | 0.0% | 15.4% | 0.0% | 0.0% | 11.1% | 4.8% | 0.0% | 18.2% | 0.0% |
| Peace and security/stabilization/reconstruction | 12.5% | 14.3% | 4.2% | 7.7% | 0.0% | 0.0% | 5.6% | 4.8% | 0.0% | 0.0% | 0.0% |
| Anti-corruption | 12.5% | 28.6% | 29.2% | 15.4% | 12.5% | 0.0% | 16.7% | 23.8% | 50.0% | 18.2% | 37.5% |
| Education | 25.0% | 0.0% | 8.3% | 23.1% | 0.0% | 28.6% | 22.2% | 19.0% | 25.0% | 27.3% | 25.0% |
| Foreign direct investment | 0.0% | 14.3% | 4.2% | 0.0% | 12.5% | 0.0% | 22.2% | 9.5% | 0.0% | 0.0% | 0.0% |
| Energy/electricity | 25.0% | 28.6% | 20.8% | 46.2% | 25.0% | 14.3% | 16.7% | 28.6% | 37.5% | 27.3% | 25.0% |
| Public sector governance/reform | 0.0% | 0.0% | 20.8% | 23.1% | 25.0% | 28.6% | 11.1% | 19.0% | 12.5% | 0.0% | 12.5% |
| Social cohesion | 0.0% | 0.0% | 8.3% | 0.0% | 0.0% | 14.3% | 0.0% | 0.0% | 0.0% | 9.1% | 0.0% |
| Private sector development | 37.5% | 14.3% | 12.5% | 15.4% | 25.0% | 28.6% | 33.3% | 9.5% | 37.5% | 18.2% | 12.5% |
| Natural resource management | 0.0% | 14.3% | 4.2% | 0.0% | 0.0% | 14.3% | 0.0% | 4.8% | 0.0% | 0.0% | 0.0% |
| Environmental sustainability | 0.0% | 0.0% | 0.0% | 0.0% | 0.0% | 0.0% | 0.0% | 4.8% | 0.0% | 0.0% | 0.0% |
| Health | 0.0% | 0.0% | 0.0% | 23.1% | 0.0% | 14.3% | 11.1% | 0.0% | 25.0% | 9.1% | 25.0% |
| Agricultural development | 37.5% | 28.6% | 20.8% | 0.0% | 25.0% | 14.3% | 11.1% | 9.5% | 12.5% | 9.1% | 25.0% |
| Disaster management | 0.0% | 0.0% | 4.2% | 0.0% | 0.0% | 0.0% | 0.0% | 0.0% | 0.0% | 0.0% | 0.0% |
| Job creation/employment | 25.0% | 57.1% | 25.0% | 15.4% | 37.5% | 42.9% | 16.7% | 14.3% | 25.0% | 36.4% | 50.0% |
| Financial markets | 0.0% | 0.0% | 0.0% | 0.0% | 0.0% | 0.0% | 0.0% | 0.0% | 0.0% | 0.0% | 0.0% |
| Trade and exports | 0.0% | 0.0% | 0.0% | 0.0% | 12.5% | 0.0% | 5.6% | 0.0% | 0.0% | 0.0% | 0.0% |
| Food security | 0.0% | 14.3% | 8.3% | 7.7% | 12.5% | 0.0% | 0.0% | 4.8% | 0.0% | 9.1% | 0.0% |

*Significantly different between stakeholder groups

A. General Issues facing Comoros (continued)

The World Bank Group's "Shared Prosperity" goal captures two key elements, economic growth and equity. It will seek to foster income growth among the bottom 40 percent of a country's population. Improvement in the Shared Prosperity Indicator requires growth and well-being of the less well-off. When thinking about the idea of "shared prosperity" in your country, which of the following TWO best illustrate how this would be achieved in Comoros? (Choose no more than TWO)

| Percentage of Respondents | Office of the President/Prime Minister/Minister | Office of Parliamentarian | Employee of a Ministry | PMU/Consultant | Island Government | Bilateral/Multilateral Agency | Private Sector/Financial Sector/Private Bank | CSO | Media | Academia/Research Institute/Think Tank | Other |
|--|---|---------------------------|------------------------|----------------|-------------------|-------------------------------|--|-------|-------|--|-------|
| Consistent economic growth | 57.1% | 42.9% | 34.8% | 38.5% | 12.5% | 25.0% | 33.3% | 38.1% | 14.3% | 27.3% | 25.0% |
| More reliable social safety net | 28.6% | 0.0% | 8.7% | 38.5% | 25.0% | 37.5% | 11.1% | 19.0% | 0.0% | 9.1% | 25.0% |
| Greater access to micro-finance for the poor | 14.3% | 28.6% | 39.1% | 30.8% | 37.5% | 0.0% | 27.8% | 23.8% | 71.4% | 45.5% | 50.0% |
| Greater voice and participation for citizens to help ensure greater accountability | 0.0% | 14.3% | 0.0% | 7.7% | 12.5% | 12.5% | 5.6% | 4.8% | 0.0% | 0.0% | 0.0% |
| Greater access to health and nutrition for citizens* | 0.0% | 0.0% | 4.3% | 0.0% | 0.0% | 12.5% | 5.6% | 0.0% | 0.0% | 18.2% | 37.5% |
| Better entrepreneurial opportunities | 14.3% | 57.1% | 17.4% | 15.4% | 0.0% | 12.5% | 27.8% | 23.8% | 0.0% | 9.1% | 12.5% |
| A growing middle class | 14.3% | 0.0% | 4.3% | 0.0% | 0.0% | 0.0% | 11.1% | 4.8% | 0.0% | 0.0% | 0.0% |
| Better opportunity for the poor who live in rural areas | 14.3% | 0.0% | 17.4% | 7.7% | 12.5% | 0.0% | 11.1% | 9.5% | 14.3% | 0.0% | 0.0% |
| Better opportunity for the poor who live in urban areas | 0.0% | 0.0% | 0.0% | 0.0% | 0.0% | 0.0% | 5.6% | 0.0% | 0.0% | 0.0% | 0.0% |
| Better employment opportunities for young people | 14.3% | 14.3% | 13.0% | 15.4% | 25.0% | 37.5% | 33.3% | 9.5% | 28.6% | 27.3% | 25.0% |
| Better employment opportunities for women | 0.0% | 0.0% | 4.3% | 0.0% | 0.0% | 25.0% | 0.0% | 4.8% | 14.3% | 9.1% | 0.0% |
| Greater equity of fiscal policy | 14.3% | 14.3% | 8.7% | 0.0% | 12.5% | 0.0% | 5.6% | 14.3% | 0.0% | 18.2% | 12.5% |
| Education and training that better ensure job opportunity | 14.3% | 28.6% | 34.8% | 46.2% | 50.0% | 25.0% | 22.2% | 42.9% | 42.9% | 27.3% | 12.5% |
| Better quality public services | 14.3% | 0.0% | 4.3% | 0.0% | 12.5% | 12.5% | 0.0% | 4.8% | 14.3% | 9.1% | 0.0% |
| Other | 0.0% | 0.0% | 8.7% | 0.0% | 0.0% | 0.0% | 0.0% | 0.0% | 0.0% | 0.0% | 0.0% |

*Significantly different between stakeholder groups

Do you think the gap between the rich and the poor is a very big problem, a moderately big problem, a small problem or not a problem at all in Comoros?* (Select only ONE response)

| Percentage of Respondents | Office of the President/Prime Minister/Minister | Office of Parliamentarian | Employee of a Ministry | PMU/Consultant | Island Government | Bilateral/Multilateral Agency | Private Sector/Financial Sector/Private Bank | CSO | Media | Academia/Research Institute/Think Tank | Other |
|---------------------------|---|---------------------------|------------------------|----------------|-------------------|-------------------------------|--|-------|-------|--|-------|
| A very big problem | 25.0% | 28.6% | 33.3% | 53.8% | 37.5% | 28.6% | 50.0% | 70.0% | 12.5% | 63.6% | 37.5% |
| A moderately big problem | 62.5% | 57.1% | 41.7% | 30.8% | 12.5% | 57.1% | 38.9% | 30.0% | 62.5% | 9.1% | 25.0% |
| A small problem | 12.5% | 0.0% | 16.7% | 7.7% | 25.0% | 0.0% | 0.0% | 0.0% | 12.5% | 18.2% | 0.0% |
| Not a problem at all | 0.0% | 14.3% | 8.3% | 7.7% | 25.0% | 0.0% | 0.0% | 0.0% | 0.0% | 9.1% | 37.5% |
| Don't know | 0.0% | 0.0% | 0.0% | 0.0% | 0.0% | 14.3% | 11.1% | 0.0% | 12.5% | 0.0% | 0.0% |

*Significantly different between stakeholder groups

**A. General Issues facing Comoros (continued)**

In your view, is global climate change a very serious problem, somewhat serious, not too serious, or not a problem? (Select only ONE response)

| Percentage of Respondents | Office of the President/Prime Minister/Minister | Office of Parliamentarian | Employee of a Ministry | PMU/Consultant | Island Government | Bilateral/Multilateral Agency | Private Sector/Financial Sector/Private Bank | CSO | Media | Academia/Research Institute/Think Tank | Other |
|----------------------------|---|---------------------------|------------------------|----------------|-------------------|-------------------------------|--|-------|-------|--|-------|
| A very serious problem | 87.5% | 100.0% | 83.3% | 76.9% | 87.5% | 100.0% | 77.8% | 95.2% | 75.0% | 100.0% | 75.0% |
| A somewhat serious problem | 12.5% | 0.0% | 12.5% | 15.4% | 12.5% | 0.0% | 16.7% | 0.0% | 25.0% | 0.0% | 25.0% |
| Not too serious problem | 0.0% | 0.0% | 0.0% | 7.7% | 0.0% | 0.0% | 0.0% | 4.8% | 0.0% | 0.0% | 0.0% |
| Not a problem | 0.0% | 0.0% | 0.0% | 0.0% | 0.0% | 0.0% | 0.0% | 0.0% | 0.0% | 0.0% | 0.0% |
| Don't know | 0.0% | 0.0% | 4.2% | 0.0% | 0.0% | 0.0% | 5.6% | 0.0% | 0.0% | 0.0% | 0.0% |

B. Overall Attitudes toward the World Bank Group

| | Which of the following best describes your current position? | | | | | | | | | | | | | | | | | | | | | | | | | | | | | | | | |
|---|--|------|------|---------------------------|------|------|------------------------|------|------|----------------|------|------|-------------------|------|------|-------------------------------|------|------|--|------|------|-----|------|------|-------|------|------|--|------|------|-------|------|------|
| | Office of the President/Prime Minister/Minister | | | Office of Parliamentarian | | | Employee of a Ministry | | | PMU/Consultant | | | Island Government | | | Bilateral/Multilateral Agency | | | Private Sector/Financial Sector/Private Bank | | | CSO | | | Media | | | Academia/Research Institute/Think Tank | | | Other | | |
| | N | Mean | SD | N | Mean | SD | N | Mean | SD | N | Mean | SD | N | Mean | SD | N | Mean | SD | N | Mean | SD | N | Mean | SD | N | Mean | SD | N | Mean | SD | N | Mean | SD |
| How familiar are you with the work of the World Bank Group in Comoros?* | 8 | 7.50 | 2.00 | 7 | 5.14 | 1.46 | 24 | 5.58 | 2.52 | 13 | 5.92 | 2.29 | 8 | 4.88 | 2.23 | 7 | 6.00 | 1.73 | 18 | 4.22 | 2.32 | 21 | 4.62 | 2.67 | 8 | 4.38 | 2.39 | 11 | 4.55 | 2.07 | 8 | 3.25 | 1.75 |

(1-Not familiar at all, 10-Extremely familiar) *Significantly different between stakeholder groups

| | Which of the following best describes your current position? | | | | | | | | | | | | | | | | | | | | | | | | | | | | | | | | |
|--|--|------|------|---------------------------|------|------|------------------------|------|------|----------------|------|------|-------------------|------|------|-------------------------------|------|------|--|------|------|-----|------|------|-------|------|------|--|------|------|-------|------|------|
| | Office of the President/Prime Minister/Minister | | | Office of Parliamentarian | | | Employee of a Ministry | | | PMU/Consultant | | | Island Government | | | Bilateral/Multilateral Agency | | | Private Sector/Financial Sector/Private Bank | | | CSO | | | Media | | | Academia/Research Institute/Think Tank | | | Other | | |
| | N | Mean | SD | N | Mean | SD | N | Mean | SD | N | Mean | SD | N | Mean | SD | N | Mean | SD | N | Mean | SD | N | Mean | SD | N | Mean | SD | N | Mean | SD | N | Mean | SD |
| Overall, please rate your impression of the World Bank Group's effectiveness in Comoros. | 7 | 6.57 | 1.27 | 6 | 5.33 | 2.07 | 22 | 6.23 | 2.29 | 13 | 5.85 | 2.30 | 8 | 5.13 | 2.80 | 5 | 6.80 | 1.48 | 13 | 4.00 | 2.00 | 16 | 4.81 | 2.37 | 7 | 5.71 | 1.38 | 10 | 4.40 | 1.58 | 6 | 5.67 | 2.94 |

(1-Not effective at all, 10-Very effective)

| | Which of the following best describes your current position? | | | | | | | | | | | | | | | | | | | | | | | | | | | | | | | | |
|--|--|------|------|---------------------------|------|------|------------------------|------|------|----------------|------|------|-------------------|------|------|-------------------------------|------|------|--|------|------|-----|------|------|-------|------|------|--|------|------|-------|------|------|
| | Office of the President/Prime Minister/Minister | | | Office of Parliamentarian | | | Employee of a Ministry | | | PMU/Consultant | | | Island Government | | | Bilateral/Multilateral Agency | | | Private Sector/Financial Sector/Private Bank | | | CSO | | | Media | | | Academia/Research Institute/Think Tank | | | Other | | |
| | N | Mean | SD | N | Mean | SD | N | Mean | SD | N | Mean | SD | N | Mean | SD | N | Mean | SD | N | Mean | SD | N | Mean | SD | N | Mean | SD | N | Mean | SD | N | Mean | SD |
| To what extent do you believe the World Bank Group's staff is well prepared to help Comoros solve its most complicated development challenges? | 6 | 5.33 | 1.97 | 7 | 6.57 | 1.99 | 19 | 6.63 | 2.69 | 11 | 5.18 | 2.40 | 6 | 5.17 | 3.31 | 7 | 6.14 | 1.57 | 14 | 4.50 | 1.79 | 16 | 6.06 | 2.32 | 7 | 5.29 | 1.50 | 8 | 4.88 | 3.00 | 6 | 5.17 | 2.04 |

(1-To no degree at all, 10-To a very significant degree)



B. Overall Attitudes toward the World Bank Group (continued)

When thinking about how the World Bank Group can have the most impact on development results in Comoros, in which sectoral areas do you believe the World Bank Group should focus most of its resources (financial and knowledge services) in Comoros? (Choose no more than THREE)

| Percentage of Respondents | Office of the President/Prime Minister/Minister | Office of Parliamentarian | Employee of a Ministry | PMU/Consultant | Island Government | Bilateral/Multilateral Agency | Private Sector/Financial Sector/Private Bank | CSO | Media | Academia/Research Institute/Think Tank | Other |
|---|---|---------------------------|------------------------|----------------|-------------------|-------------------------------|--|-------|-------|--|-------|
| Health | 37.5% | 14.3% | 29.2% | 7.7% | 37.5% | 0.0% | 22.2% | 38.1% | 12.5% | 9.1% | 25.0% |
| Peace and security/stabilization/reconstruction | 12.5% | 14.3% | 4.2% | 7.7% | 0.0% | 0.0% | 0.0% | 4.8% | 0.0% | 9.1% | 12.5% |
| Crime and violence | 0.0% | 0.0% | 0.0% | 0.0% | 0.0% | 0.0% | 0.0% | 0.0% | 0.0% | 0.0% | 0.0% |
| Transport | 12.5% | 28.6% | 12.5% | 15.4% | 12.5% | 14.3% | 5.6% | 14.3% | 25.0% | 18.2% | 0.0% |
| Agricultural development | 25.0% | 42.9% | 45.8% | 23.1% | 50.0% | 14.3% | 27.8% | 19.0% | 37.5% | 27.3% | 25.0% |
| Global/regional integration | 0.0% | 0.0% | 0.0% | 0.0% | 0.0% | 0.0% | 5.6% | 4.8% | 0.0% | 0.0% | 0.0% |
| Job creation/employment | 12.5% | 42.9% | 25.0% | 30.8% | 25.0% | 0.0% | 38.9% | 19.0% | 37.5% | 27.3% | 50.0% |
| Public sector governance/reform | 25.0% | 14.3% | 25.0% | 38.5% | 25.0% | 57.1% | 33.3% | 33.3% | 12.5% | 18.2% | 12.5% |
| Social protection | 0.0% | 0.0% | 4.2% | 15.4% | 0.0% | 28.6% | 0.0% | 0.0% | 0.0% | 0.0% | 12.5% |
| Rural development | 0.0% | 0.0% | 0.0% | 0.0% | 0.0% | 0.0% | 11.1% | 19.0% | 12.5% | 9.1% | 12.5% |
| Foreign direct investment | 0.0% | 14.3% | 4.2% | 0.0% | 0.0% | 0.0% | 11.1% | 0.0% | 12.5% | 0.0% | 0.0% |
| Education | 12.5% | 0.0% | 20.8% | 23.1% | 12.5% | 0.0% | 16.7% | 9.5% | 0.0% | 0.0% | 0.0% |
| Energy/electricity | 75.0% | 42.9% | 41.7% | 69.2% | 50.0% | 57.1% | 55.6% | 23.8% | 62.5% | 45.5% | 50.0% |
| Social cohesion | 0.0% | 0.0% | 4.2% | 0.0% | 0.0% | 14.3% | 0.0% | 4.8% | 0.0% | 0.0% | 0.0% |
| Gender equity* | 0.0% | 0.0% | 0.0% | 0.0% | 0.0% | 14.3% | 0.0% | 0.0% | 0.0% | 0.0% | 0.0% |
| Financial markets | 0.0% | 0.0% | 4.2% | 7.7% | 0.0% | 0.0% | 0.0% | 0.0% | 0.0% | 0.0% | 0.0% |
| Urban development | 0.0% | 0.0% | 4.2% | 0.0% | 0.0% | 14.3% | 0.0% | 0.0% | 0.0% | 9.1% | 0.0% |
| Environmental sustainability | 0.0% | 0.0% | 4.2% | 0.0% | 0.0% | 0.0% | 0.0% | 4.8% | 0.0% | 9.1% | 0.0% |
| Economic growth | 0.0% | 14.3% | 4.2% | 15.4% | 25.0% | 28.6% | 16.7% | 14.3% | 0.0% | 9.1% | 0.0% |
| Regional conflict and tensions | 0.0% | 0.0% | 0.0% | 0.0% | 0.0% | 0.0% | 0.0% | 0.0% | 0.0% | 0.0% | 0.0% |
| Private sector development | 25.0% | 14.3% | 8.3% | 7.7% | 0.0% | 28.6% | 11.1% | 23.8% | 12.5% | 9.1% | 12.5% |
| Water and sanitation | 12.5% | 28.6% | 8.3% | 0.0% | 0.0% | 14.3% | 5.6% | 14.3% | 12.5% | 9.1% | 12.5% |
| Food security | 12.5% | 0.0% | 0.0% | 7.7% | 0.0% | 0.0% | 5.6% | 0.0% | 0.0% | 0.0% | 0.0% |
| Climate change | 12.5% | 0.0% | 4.2% | 0.0% | 0.0% | 0.0% | 0.0% | 0.0% | 12.5% | 9.1% | 0.0% |
| Information and communications technology | 0.0% | 0.0% | 0.0% | 15.4% | 0.0% | 0.0% | 5.6% | 4.8% | 0.0% | 9.1% | 12.5% |
| Trade and exports | 0.0% | 0.0% | 0.0% | 0.0% | 0.0% | 0.0% | 5.6% | 0.0% | 0.0% | 0.0% | 0.0% |
| Equality of opportunity | 0.0% | 0.0% | 0.0% | 0.0% | 12.5% | 0.0% | 0.0% | 4.8% | 0.0% | 0.0% | 0.0% |
| Law and justice | 12.5% | 14.3% | 0.0% | 0.0% | 0.0% | 14.3% | 0.0% | 0.0% | 25.0% | 18.2% | 12.5% |
| Local governance and institutions | 0.0% | 0.0% | 8.3% | 0.0% | 0.0% | 0.0% | 0.0% | 9.5% | 0.0% | 0.0% | 0.0% |
| Regulatory framework | 0.0% | 0.0% | 0.0% | 0.0% | 0.0% | 0.0% | 0.0% | 0.0% | 0.0% | 9.1% | 0.0% |
| Communicable/non-communicable diseases | 0.0% | 0.0% | 0.0% | 0.0% | 0.0% | 0.0% | 0.0% | 0.0% | 0.0% | 0.0% | 0.0% |
| Natural resource management | 0.0% | 0.0% | 4.2% | 0.0% | 0.0% | 0.0% | 0.0% | 0.0% | 0.0% | 0.0% | 0.0% |
| Poverty reduction | 12.5% | 0.0% | 4.2% | 15.4% | 25.0% | 0.0% | 5.6% | 19.0% | 0.0% | 9.1% | 12.5% |
| Anti-corruption | 0.0% | 14.3% | 25.0% | 0.0% | 25.0% | 0.0% | 5.6% | 9.5% | 25.0% | 36.4% | 37.5% |
| Disaster management | 0.0% | 0.0% | 4.2% | 0.0% | 0.0% | 0.0% | 5.6% | 0.0% | 0.0% | 0.0% | 0.0% |

*Significantly different between stakeholder groups

B. Overall Attitudes toward the World Bank Group (continued)

When thinking about the World Bank Group's role, which activity do you believe is of greatest VALUE and which activity is of second greatest value in Comoros?

| Greatest Value Percentage of Respondents | Office of the President/Prime Minister/Minister | Office of Parliamentarian | Employee of a Ministry | PMU/ Consultant | Island Government | Bilateral/ Multilateral Agency | Private Sector/ Financial Sector/ Private Bank | CSO | Media | Academia/ Research Institute/ Think Tank | Other |
|--|---|------------------------------|---------------------------|--------------------|----------------------|--------------------------------------|--|-------|-------|--|-------|
| Policy advice, studies, analyses | 28.6% | 14.3% | 16.7% | 15.4% | 0.0% | 0.0% | 0.0% | 4.8% | 0.0% | 9.1% | 12.5% |
| Data and statistics | 0.0% | 0.0% | 8.3% | 15.4% | 0.0% | 12.5% | 5.6% | 4.8% | 12.5% | 9.1% | 12.5% |
| Convening/facilitating | 0.0% | 0.0% | 4.2% | 0.0% | 0.0% | 0.0% | 5.6% | 4.8% | 0.0% | 0.0% | 0.0% |
| Financial resources | 0.0% | 28.6% | 25.0% | 7.7% | 37.5% | 37.5% | 44.4% | 28.6% | 12.5% | 9.1% | 25.0% |
| Capacity development* | 28.6% | 0.0% | 4.2% | 0.0% | 37.5% | 37.5% | 5.6% | 9.5% | 0.0% | 9.1% | 25.0% |
| Technical assistance | 14.3% | 0.0% | 8.3% | 23.1% | 0.0% | 0.0% | 5.6% | 0.0% | 0.0% | 9.1% | 0.0% |
| Help to bring discipline/effective supervision to implementation of investment projects | 14.3% | 57.1% | 8.3% | 23.1% | 12.5% | 0.0% | 5.6% | 33.3% | 37.5% | 27.3% | 12.5% |
| Mobilizing third party financial resources | 0.0% | 0.0% | 12.5% | 0.0% | 12.5% | 12.5% | 11.1% | 14.3% | 12.5% | 0.0% | 12.5% |
| Donor coordination | 0.0% | 0.0% | 0.0% | 7.7% | 0.0% | 0.0% | 5.6% | 0.0% | 12.5% | 9.1% | 0.0% |
| Linkage to non-Bank expertise (e.g., South-South knowledge sharing) | 0.0% | 0.0% | 0.0% | 7.7% | 0.0% | 0.0% | 0.0% | 0.0% | 0.0% | 9.1% | 0.0% |
| Strategy formulation (e.g., PRSP assistance) | 14.3% | 0.0% | 8.3% | 0.0% | 0.0% | 0.0% | 11.1% | 0.0% | 12.5% | 9.1% | 0.0% |
| Other | 0.0% | 0.0% | 4.2% | 0.0% | 0.0% | 0.0% | 0.0% | 0.0% | 0.0% | 0.0% | 0.0% |

*Significantly different between stakeholder groups

| 2nd Greatest Value Percentage of Respondents | Office of the President/Prime Minister/Minister | Office of Parliamentarian | Employee of a Ministry | PMU/ Consultant | Island Government | Bilateral/ Multilateral Agency | Private Sector/ Financial Sector/ Private Bank | CSO | Media | Academia/ Research Institute/ Think Tank | Other |
|--|---|------------------------------|---------------------------|--------------------|----------------------|--------------------------------------|--|-------|-------|--|-------|
| Policy advice, studies, analyses | 0.0% | 14.3% | 4.2% | 0.0% | 0.0% | 0.0% | 5.6% | 4.8% | 0.0% | 18.2% | 0.0% |
| Data and statistics | 14.3% | 14.3% | 0.0% | 15.4% | 0.0% | 12.5% | 0.0% | 4.8% | 0.0% | 0.0% | 0.0% |
| Convening/facilitating | 0.0% | 0.0% | 0.0% | 0.0% | 0.0% | 12.5% | 5.6% | 4.8% | 25.0% | 0.0% | 0.0% |
| Financial resources | 14.3% | 0.0% | 12.5% | 15.4% | 0.0% | 25.0% | 5.6% | 4.8% | 0.0% | 0.0% | 25.0% |
| Capacity development | 14.3% | 0.0% | 20.8% | 15.4% | 25.0% | 0.0% | 0.0% | 14.3% | 25.0% | 27.3% | 12.5% |
| Technical assistance* | 28.6% | 0.0% | 16.7% | 0.0% | 25.0% | 50.0% | 5.6% | 14.3% | 0.0% | 9.1% | 0.0% |
| Help to bring discipline/effective supervision to implementation of investment projects | 0.0% | 14.3% | 12.5% | 0.0% | 0.0% | 0.0% | 27.8% | 23.8% | 12.5% | 9.1% | 37.5% |
| Mobilizing third party financial resources | 0.0% | 28.6% | 12.5% | 23.1% | 12.5% | 0.0% | 0.0% | 4.8% | 0.0% | 9.1% | 12.5% |
| Donor coordination | 14.3% | 0.0% | 4.2% | 0.0% | 25.0% | 0.0% | 22.2% | 9.5% | 12.5% | 9.1% | 0.0% |
| Linkage to non-Bank expertise (e.g., South-South knowledge sharing) | 0.0% | 14.3% | 4.2% | 7.7% | 0.0% | 0.0% | 11.1% | 4.8% | 12.5% | 9.1% | 0.0% |
| Strategy formulation (e.g., PRSP assistance) | 14.3% | 0.0% | 8.3% | 23.1% | 12.5% | 0.0% | 16.7% | 9.5% | 12.5% | 9.1% | 12.5% |
| Other | 0.0% | 14.3% | 4.2% | 0.0% | 0.0% | 0.0% | 0.0% | 0.0% | 0.0% | 0.0% | 0.0% |

*Significantly different between stakeholder groups



B. Overall Attitudes toward the World Bank Group (continued)

Which of the following do you identify as the World Bank Group's greatest WEAKNESSES in its work in Comoros? (Choose no more than TWO)

| Percentage of Respondents | Office of the President/Prime Minister/Minister | Office of Parliamentarian | Employee of a Ministry | PMU/Consultant | Island Government | Bilateral/Multilateral Agency | Private Sector/Financial Sector/Private Bank | CSO | Media | Academia/Research Institute/Think Tank | Other |
|---|---|---------------------------|------------------------|----------------|-------------------|-------------------------------|--|-------|-------|--|-------|
| Too influenced by developed countries | 42.9% | 28.6% | 20.8% | 0.0% | 37.5% | 0.0% | 5.6% | 23.8% | 12.5% | 18.2% | 25.0% |
| Not exploring alternative policy options | 0.0% | 0.0% | 12.5% | 7.7% | 12.5% | 0.0% | 0.0% | 9.5% | 0.0% | 9.1% | 25.0% |
| Not collaborating enough with stakeholders outside the Government* | 14.3% | 57.1% | 8.3% | 7.7% | 12.5% | 0.0% | 55.6% | 33.3% | 75.0% | 18.2% | 37.5% |
| Its advice and strategies do not lend themselves to practical problem solving | 14.3% | 14.3% | 20.8% | 0.0% | 50.0% | 12.5% | 27.8% | 9.5% | 12.5% | 27.3% | 12.5% |
| Not enough public disclosure of its work | 28.6% | 28.6% | 16.7% | 15.4% | 0.0% | 12.5% | 22.2% | 33.3% | 12.5% | 18.2% | 0.0% |
| Arrogant in its approach | 0.0% | 0.0% | 4.2% | 7.7% | 0.0% | 12.5% | 0.0% | 0.0% | 12.5% | 9.1% | 0.0% |
| Not client focused | 14.3% | 14.3% | 0.0% | 0.0% | 12.5% | 0.0% | 11.1% | 0.0% | 0.0% | 0.0% | 12.5% |
| The credibility of its knowledge/data | 0.0% | 0.0% | 0.0% | 0.0% | 0.0% | 0.0% | 0.0% | 0.0% | 0.0% | 0.0% | 0.0% |
| World Bank Group's processes too complex | 28.6% | 0.0% | 12.5% | 30.8% | 12.5% | 0.0% | 11.1% | 9.5% | 0.0% | 9.1% | 12.5% |
| Not willing to honestly criticize policies and reform efforts in the country | 0.0% | 0.0% | 12.5% | 30.8% | 0.0% | 12.5% | 27.8% | 19.0% | 12.5% | 45.5% | 25.0% |
| Staff too inaccessible | 0.0% | 0.0% | 0.0% | 0.0% | 0.0% | 0.0% | 0.0% | 4.8% | 0.0% | 0.0% | 0.0% |
| Imposing technocratic solutions without regard to political realities | 14.3% | 14.3% | 12.5% | 7.7% | 12.5% | 12.5% | 5.6% | 4.8% | 12.5% | 9.1% | 25.0% |
| World Bank Group's processes too slow (e.g., too bureaucratic in its operational policies and procedures) | 0.0% | 14.3% | 20.8% | 30.8% | 0.0% | 25.0% | 5.6% | 9.5% | 0.0% | 9.1% | 0.0% |
| Not aligned with other donors' work | 0.0% | 0.0% | 0.0% | 0.0% | 12.5% | 12.5% | 5.6% | 0.0% | 0.0% | 0.0% | 0.0% |
| Not aligned with country priorities | 14.3% | 0.0% | 4.2% | 7.7% | 12.5% | 25.0% | 0.0% | 14.3% | 12.5% | 9.1% | 0.0% |
| Not adequately sensitive to political/social realities in Comoros | 0.0% | 14.3% | 12.5% | 0.0% | 25.0% | 0.0% | 11.1% | 9.5% | 37.5% | 18.2% | 25.0% |
| Not focused enough on issues that are unique to post-conflict countries | 14.3% | 0.0% | 0.0% | 7.7% | 0.0% | 0.0% | 0.0% | 0.0% | 0.0% | 0.0% | 0.0% |
| Inadequate number of World Bank Group staff members located in the country* | 14.3% | 14.3% | 16.7% | 38.5% | 0.0% | 62.5% | 5.6% | 4.8% | 0.0% | 0.0% | 0.0% |
| Other | 0.0% | 0.0% | 4.2% | 7.7% | 0.0% | 0.0% | 0.0% | 0.0% | 0.0% | 0.0% | 0.0% |
| Don't know | 0.0% | 0.0% | 8.3% | 0.0% | 0.0% | 0.0% | 5.6% | 4.8% | 0.0% | 0.0% | 0.0% |

*Significantly different between stakeholder groups



B. Overall Attitudes toward the World Bank Group (continued)

Which World Bank Group's instruments do you believe are the MOST effective in reducing poverty in Comoros? (Choose no more than TWO)

| Percentage of Respondents | Office of the President/Prime Minister/Minister | Office of Parliamentarian | Employee of a Ministry | PMU/Consultant | Island Government | Bilateral/Multilateral Agency | Private Sector/Financial Sector/Private Bank | CSO | Media | Academia/Research Institute/Think Tank | Other |
|---|---|---------------------------|------------------------|----------------|-------------------|-------------------------------|--|-------|-------|--|-------|
| Trust Fund management | 0.0% | 14.3% | 20.8% | 15.4% | 0.0% | 12.5% | 5.6% | 23.8% | 0.0% | 18.2% | 25.0% |
| Knowledge products/services | 0.0% | 0.0% | 12.5% | 7.7% | 0.0% | 25.0% | 5.6% | 9.5% | 0.0% | 18.2% | 12.5% |
| Capacity development | 37.5% | 28.6% | 45.8% | 38.5% | 62.5% | 75.0% | 33.3% | 23.8% | 62.5% | 36.4% | 62.5% |
| Technical assistance | 12.5% | 28.6% | 12.5% | 23.1% | 37.5% | 12.5% | 16.7% | 0.0% | 12.5% | 9.1% | 25.0% |
| Investment lending | 75.0% | 57.1% | 37.5% | 30.8% | 50.0% | 37.5% | 55.6% | 38.1% | 62.5% | 27.3% | 37.5% |
| Policy based lending/budget support to the Government | 25.0% | 0.0% | 16.7% | 30.8% | 12.5% | 12.5% | 16.7% | 19.0% | 12.5% | 9.1% | 0.0% |
| Multi-sectoral approaches | 12.5% | 28.6% | 12.5% | 7.7% | 37.5% | 12.5% | 11.1% | 42.9% | 12.5% | 27.3% | 0.0% |
| Co-financing arrangements | 12.5% | 28.6% | 4.2% | 15.4% | 0.0% | 0.0% | 22.2% | 4.8% | 12.5% | 9.1% | 12.5% |
| Sector-wide approaches | 0.0% | 14.3% | 12.5% | 15.4% | 0.0% | 12.5% | 11.1% | 4.8% | 0.0% | 9.1% | 25.0% |
| Emergency Recovery lending | 0.0% | 0.0% | 12.5% | 7.7% | 0.0% | 0.0% | 0.0% | 4.8% | 12.5% | 0.0% | 0.0% |
| Other | 0.0% | 0.0% | 0.0% | 0.0% | 0.0% | 0.0% | 0.0% | 0.0% | 0.0% | 0.0% | 0.0% |
| Don't know | 12.5% | 0.0% | 8.3% | 0.0% | 0.0% | 0.0% | 11.1% | 9.5% | 0.0% | 18.2% | 0.0% |

To what extent do you believe that the World Bank Group's work and support help the poorest in Comoros? (Select only ONE response)

| Percentage of Respondents | Office of the President/Prime Minister/Minister | Office of Parliamentarian | Employee of a Ministry | PMU/Consultant | Island Government | Bilateral/Multilateral Agency | Private Sector/Financial Sector/Private Bank | CSO | Media | Academia/Research Institute/Think Tank | Other |
|-----------------------------------|---|---------------------------|------------------------|----------------|-------------------|-------------------------------|--|-------|-------|--|-------|
| To a fully sufficient degree | 12.5% | 16.7% | 0.0% | 0.0% | 37.5% | 0.0% | 11.8% | 9.5% | 12.5% | 0.0% | 0.0% |
| To a somewhat sufficient degree | 12.5% | 0.0% | 25.0% | 0.0% | 12.5% | 37.5% | 5.9% | 9.5% | 12.5% | 9.1% | 37.5% |
| To a somewhat insufficient degree | 37.5% | 16.7% | 37.5% | 83.3% | 25.0% | 37.5% | 17.6% | 42.9% | 50.0% | 45.5% | 37.5% |
| To a very insufficient degree | 37.5% | 50.0% | 29.2% | 16.7% | 12.5% | 12.5% | 41.2% | 19.0% | 25.0% | 18.2% | 25.0% |
| Don't know | 0.0% | 16.7% | 8.3% | 0.0% | 12.5% | 12.5% | 23.5% | 19.0% | 0.0% | 27.3% | 0.0% |

**B. Overall Attitudes toward the World Bank Group (continued)**

In addition to the regular relations with the national government, which TWO of the following groups should the World Bank Group collaborate with more in your country?
(Choose no more than TWO)

| Percentage of Respondents | Office of the President/Prime Minister/Minister | Office of Parliamentarian | Employee of a Ministry | PMU/Consultant | Island Government | Bilateral/Multilateral Agency | Private Sector/Financial Sector/Private Bank | CSO | Media | Academia/Research Institute/Think Tank | Other |
|---|---|---------------------------|------------------------|----------------|-------------------|-------------------------------|--|-------|-------|--|-------|
| Parliament* | 12.5% | 57.1% | 20.8% | 0.0% | 25.0% | 0.0% | 11.1% | 14.3% | 37.5% | 0.0% | 12.5% |
| Donor community | 12.5% | 0.0% | 8.3% | 15.4% | 0.0% | 28.6% | 16.7% | 14.3% | 0.0% | 0.0% | 12.5% |
| Media* | 0.0% | 0.0% | 0.0% | 0.0% | 0.0% | 28.6% | 5.6% | 0.0% | 50.0% | 9.1% | 0.0% |
| Island Government* | 25.0% | 28.6% | 16.7% | 46.2% | 75.0% | 14.3% | 11.1% | 23.8% | 12.5% | 18.2% | 12.5% |
| Private sector | 37.5% | 28.6% | 29.2% | 30.8% | 37.5% | 28.6% | 61.1% | 19.0% | 50.0% | 27.3% | 37.5% |
| Academia/think tanks/research institutes* | 37.5% | 0.0% | 8.3% | 7.7% | 0.0% | 0.0% | 5.6% | 0.0% | 0.0% | 63.6% | 12.5% |
| NGOs/Community Based Organizations* | 12.5% | 14.3% | 16.7% | 46.2% | 37.5% | 0.0% | 22.2% | 66.7% | 37.5% | 18.2% | 50.0% |
| Youth/university groups | 12.5% | 0.0% | 12.5% | 0.0% | 0.0% | 0.0% | 5.6% | 9.5% | 0.0% | 18.2% | 0.0% |
| Beneficiaries | 50.0% | 14.3% | 54.2% | 38.5% | 12.5% | 28.6% | 44.4% | 28.6% | 12.5% | 36.4% | 50.0% |
| Foundations | 0.0% | 0.0% | 0.0% | 0.0% | 0.0% | 0.0% | 0.0% | 0.0% | 0.0% | 0.0% | 0.0% |
| UN and regional peace keeping forces | 0.0% | 0.0% | 4.2% | 0.0% | 0.0% | 0.0% | 0.0% | 0.0% | 0.0% | 0.0% | 0.0% |
| Emerging donors | 0.0% | 14.3% | 0.0% | 0.0% | 0.0% | 14.3% | 5.6% | 0.0% | 0.0% | 0.0% | 0.0% |
| UN agencies | 0.0% | 28.6% | 12.5% | 15.4% | 0.0% | 42.9% | 5.6% | 4.8% | 0.0% | 0.0% | 12.5% |
| Regional organizations (e.g., the AU, COMESA, OHADA, SADC, the Indian Ocean Commission) | 0.0% | 14.3% | 4.2% | 0.0% | 12.5% | 0.0% | 5.6% | 14.3% | 0.0% | 0.0% | 0.0% |
| Other | 0.0% | 0.0% | 8.3% | 0.0% | 0.0% | 0.0% | 0.0% | 4.8% | 0.0% | 0.0% | 0.0% |
| Don't know* | 0.0% | 0.0% | 0.0% | 0.0% | 0.0% | 14.3% | 0.0% | 0.0% | 0.0% | 0.0% | 0.0% |

*Significantly different between stakeholder groups

To what extent do you agree with the following statements about the World Bank Group's work in Comoros? (1-Strongly disagree, 10-Strongly agree)

| | Which of the following best describes your current position? | | | | | | | | | | | | | | | | | | | | | | | | | | | | | | | | |
|--|--|------|------|---------------------------|------|------|------------------------|------|------|----------------|------|------|-------------------|------|------|-------------------------------|------|------|--|------|------|-----|------|------|-------|------|------|--|------|------|-------|------|------|
| | Office of the President/Prime Minister/Minister | | | Office of Parliamentarian | | | Employee of a Ministry | | | PMU/Consultant | | | Island Government | | | Bilateral/Multilateral Agency | | | Private Sector/Financial Sector/Private Bank | | | CSO | | | Media | | | Academia/Research Institute/Think Tank | | | Other | | |
| | N | Mean | SD | N | Mean | SD | N | Mean | SD | N | Mean | SD | N | Mean | SD | N | Mean | SD | N | Mean | SD | N | Mean | SD | N | Mean | SD | N | Mean | SD | | | |
| | | | | | | | | | | | | | | | | | | | | | | | | | | | | | | | | | |
| Overall the World Bank Group currently plays a relevant role in development in Comoros* | 7 | 7.71 | 1.98 | 7 | 6.29 | 2.75 | 22 | 7.27 | 2.19 | 13 | 6.85 | 2.19 | 8 | 6.25 | 2.38 | 7 | 7.43 | 1.90 | 16 | 4.75 | 1.91 | 18 | 6.17 | 2.60 | 8 | 6.13 | 2.80 | 11 | 4.82 | 1.99 | 8 | 7.38 | 1.69 |
| The World Bank Group's work is aligned with what I consider the development priorities for Comoros | 7 | 6.57 | 2.76 | 7 | 5.29 | 3.20 | 19 | 6.42 | 2.48 | 13 | 5.92 | 2.29 | 8 | 5.38 | 2.92 | 6 | 7.17 | 1.72 | 13 | 4.92 | 2.63 | 18 | 5.33 | 2.74 | 8 | 4.25 | 1.98 | 11 | 4.27 | 2.28 | 8 | 4.88 | 2.47 |

*Significantly different between stakeholder groups



B. Overall Attitudes toward the World Bank Group (continued)

To what extent is the World Bank Group an effective development partner in Comoros, in terms of each of the following? (1-To no degree at all, 10-To a very significant degree)

| | Which of the following best describes your current position? | | | | | | | | | | | | | | | | | | | | | | | | | | | | | | | | |
|---|--|------|------|---------------------------|------|------|------------------------|------|------|-----------------|------|------|-------------------|------|------|--------------------------------|------|------|--|------|------|-----|------|------|-------|------|------|--|------|------|-------|------|------|
| | Office of the President/Prime Minister/Minister | | | Office of Parliamentarian | | | Employee of a Ministry | | | PMU/ Consultant | | | Island Government | | | Bilateral/ Multilateral Agency | | | Private Sector/ Financial Sector/ Private Bank | | | CSO | | | Media | | | Academia/ Research Institute/ Think Tank | | | Other | | |
| | N | Mean | SD | N | Mean | SD | N | Mean | SD | N | Mean | SD | N | Mean | SD | N | Mean | SD | N | Mean | SD | N | Mean | SD | N | Mean | SD | N | Mean | SD | N | Mean | SD |
| Responsiveness to needs | 6 | 6.17 | 2.23 | 7 | 5.43 | 3.41 | 18 | 5.44 | 2.20 | 13 | 4.85 | 1.68 | 5 | 3.40 | 0.89 | 6 | 6.17 | 1.60 | 15 | 4.40 | 1.68 | 15 | 5.53 | 2.47 | 5 | 4.00 | 2.00 | 8 | 3.13 | 1.96 | 7 | 4.71 | 1.89 |
| Flexibility (in terms of the institution's products and services) | 5 | 5.40 | 3.21 | 7 | 4.71 | 2.14 | 21 | 5.38 | 2.01 | 11 | 5.45 | 1.63 | 4 | 5.00 | 1.15 | 6 | 5.67 | 1.51 | 15 | 4.73 | 1.98 | 11 | 5.73 | 2.53 | 5 | 4.00 | 2.12 | 6 | 5.17 | 2.32 | 7 | 5.29 | 2.14 |
| Flexibility (in terms of changing country circumstances) | 5 | 5.40 | 2.61 | 7 | 6.43 | 2.23 | 20 | 5.65 | 2.23 | 11 | 5.82 | 2.04 | 5 | 3.80 | 0.45 | 6 | 6.00 | 1.79 | 13 | 4.54 | 1.81 | 14 | 5.86 | 2.63 | 5 | 4.80 | 2.59 | 7 | 5.14 | 2.27 | 8 | 4.75 | 2.05 |
| Being inclusive | 2 | 5.50 | 0.71 | 6 | 5.33 | 1.86 | 18 | 5.28 | 2.44 | 12 | 5.33 | 2.31 | 2 | 3.00 | 1.41 | 4 | 5.75 | 1.71 | 13 | 4.08 | 1.38 | 11 | 5.55 | 2.21 | 3 | 7.33 | 2.52 | 4 | 3.50 | 1.29 | 5 | 6.20 | 1.79 |
| Openness (sharing data and other information) | 5 | 5.00 | 3.24 | 7 | 7.14 | 2.19 | 22 | 6.59 | 2.22 | 12 | 6.67 | 1.92 | 5 | 5.60 | 2.30 | 6 | 6.67 | 2.50 | 13 | 5.23 | 2.20 | 14 | 5.93 | 2.53 | 5 | 6.80 | 2.39 | 7 | 5.00 | 2.71 | 8 | 5.50 | 3.02 |
| Collaboration with the Government | 7 | 7.14 | 2.85 | 6 | 8.00 | 2.76 | 21 | 7.38 | 2.29 | 13 | 7.69 | 1.32 | 7 | 6.29 | 2.50 | 6 | 8.00 | 1.67 | 16 | 5.94 | 1.95 | 17 | 7.94 | 2.05 | 6 | 8.50 | 1.52 | 9 | 6.00 | 1.87 | 8 | 7.00 | 3.02 |
| The speed in which it gets things accomplished on the ground | 5 | 5.40 | 3.05 | 6 | 5.67 | 3.88 | 18 | 5.89 | 2.17 | 12 | 6.83 | 1.80 | 6 | 5.00 | 2.45 | 6 | 5.50 | 1.38 | 15 | 3.80 | 1.74 | 14 | 4.93 | 2.27 | 4 | 3.50 | 1.91 | 5 | 4.20 | 1.79 | 8 | 5.13 | 2.17 |
| Ease of access to the people at the World Bank Group who are making decisions important to my work* | 6 | 4.33 | 3.27 | 5 | 5.60 | 3.78 | 22 | 5.86 | 2.32 | 12 | 6.08 | 2.23 | 6 | 4.67 | 3.27 | 6 | 6.33 | 2.66 | 15 | 4.20 | 2.08 | 14 | 4.29 | 2.67 | 7 | 2.29 | 1.25 | 7 | 2.86 | 1.68 | 8 | 5.00 | 2.27 |
| Collaboration with civil society | 7 | 5.43 | 1.72 | 6 | 4.50 | 2.66 | 22 | 6.00 | 2.31 | 11 | 5.91 | 2.21 | 7 | 5.43 | 3.10 | 6 | 5.17 | 2.14 | 15 | 4.13 | 2.26 | 17 | 4.47 | 2.43 | 8 | 3.88 | 0.99 | 9 | 3.22 | 1.64 | 8 | 4.38 | 2.00 |
| Collaboration with the UN | 3 | 8.33 | 0.58 | 6 | 9.33 | 1.63 | 16 | 7.69 | 2.21 | 11 | 6.55 | 1.92 | 3 | 6.33 | 3.06 | 5 | 6.20 | 0.84 | 13 | 6.00 | 1.78 | 13 | 6.46 | 3.23 | 3 | 8.67 | 2.31 | 5 | 6.80 | 1.79 | 7 | 6.86 | 2.41 |
| Staff accessibility* | 5 | 6.40 | 3.58 | 4 | 6.00 | 2.71 | 18 | 6.56 | 1.98 | 12 | 6.50 | 1.57 | 5 | 5.40 | 2.30 | 7 | 7.29 | 1.98 | 13 | 4.00 | 1.63 | 15 | 5.53 | 2.20 | 6 | 4.17 | 3.31 | 7 | 4.00 | 2.58 | 8 | 5.00 | 2.51 |
| Collaboration with other donors and development partners | 4 | 8.00 | 0.82 | 6 | 8.83 | 1.60 | 18 | 6.83 | 1.98 | 11 | 7.18 | 1.66 | 5 | 6.60 | 2.88 | 6 | 6.17 | 2.14 | 15 | 5.47 | 1.77 | 16 | 7.00 | 2.39 | 4 | 7.00 | 2.16 | 5 | 6.00 | 2.35 | 7 | 6.00 | 2.65 |
| Collaboration with the private sector* | 7 | 5.00 | 2.00 | 6 | 6.67 | 2.66 | 17 | 5.88 | 2.03 | 11 | 6.00 | 1.79 | 4 | 4.25 | 1.89 | 5 | 5.40 | 2.19 | 16 | 3.94 | 1.88 | 16 | 6.56 | 2.66 | 7 | 3.43 | 1.13 | 8 | 4.88 | 1.64 | 8 | 4.88 | 1.46 |
| Straightforwardness and honesty* | 5 | 8.40 | 1.95 | 4 | 8.50 | 1.73 | 19 | 6.89 | 2.31 | 11 | 6.45 | 2.07 | 4 | 7.50 | 2.38 | 6 | 7.17 | 1.33 | 13 | 4.77 | 2.17 | 14 | 6.43 | 2.47 | 4 | 5.25 | 2.22 | 3 | 5.00 | 1.00 | 8 | 6.38 | 2.39 |
| Treating clients and stakeholders in Comoros with respect | 6 | 7.83 | 3.43 | 7 | 9.29 | 0.95 | 20 | 7.40 | 2.11 | 12 | 7.50 | 1.88 | 4 | 7.25 | 2.99 | 6 | 7.00 | 2.00 | 15 | 5.80 | 1.97 | 17 | 6.47 | 2.32 | 6 | 6.50 | 2.59 | 6 | 7.67 | 2.16 | 8 | 6.88 | 2.70 |
| Being a long-term partner | 6 | 8.83 | 0.75 | 7 | 8.29 | 2.36 | 21 | 8.00 | 2.00 | 12 | 7.75 | 1.36 | 5 | 6.60 | 1.34 | 6 | 6.83 | 2.04 | 16 | 6.56 | 1.90 | 16 | 7.13 | 2.96 | 6 | 7.67 | 3.01 | 10 | 7.80 | 2.49 | 8 | 7.00 | 2.93 |

*Significantly different between stakeholder groups

In the past year, have you seen more, less, or just about the same level of effective collaboration between the UN and the World Bank Group in your country? (Select only ONE response)

| Percentage of Respondents | Office of the President/Prime Minister/Minister | Office of Parliamentarian | Employee of a Ministry | PMU/Consultant | Island Government | Bilateral/Multilateral Agency | Private Sector/Financial Sector/Private Bank | CSO | Media | Academia/Research Institute/Think Tank | Other |
|---|---|---------------------------|------------------------|----------------|-------------------|-------------------------------|--|-------|-------|--|-------|
| More effective collaboration | 0.0% | 0.0% | 12.5% | 23.1% | 0.0% | 28.6% | 0.0% | 19.0% | 12.5% | 0.0% | 25.0% |
| The same level of effective collaboration | 50.0% | 57.1% | 41.7% | 46.2% | 75.0% | 28.6% | 22.2% | 28.6% | 25.0% | 18.2% | 37.5% |
| Less effective collaboration | 0.0% | 14.3% | 8.3% | 7.7% | 0.0% | 0.0% | 22.2% | 23.8% | 0.0% | 9.1% | 0.0% |
| Don't know | 50.0% | 28.6% | 37.5% | 23.1% | 25.0% | 42.9% | 55.6% | 28.6% | 62.5% | 72.7% | 37.5% |



B. Overall Attitudes toward the World Bank Group (continued)

When World Bank Group assisted reform efforts fail or are slow to take place, which THREE of the following would you attribute this to? (Choose no more than THREE)

| Percentage of Respondents | Office of the President/Prime Minister/Minister | Office of Parliamentarian | Employee of a Ministry | PMU/Consultant | Island Government | Bilateral/Multilateral Agency | Private Sector/Financial Sector/Private Bank | CSO | Media | Academia/Research Institute/Think Tank | Other |
|--|---|---------------------------|------------------------|----------------|-------------------|-------------------------------|--|-------|-------|--|-------|
| The Government works inefficiently | 50.0% | 57.1% | 62.5% | 46.2% | 62.5% | 42.9% | 72.2% | 52.4% | 50.0% | 81.8% | 75.0% |
| Poor donor coordination | 25.0% | 0.0% | 8.3% | 7.7% | 0.0% | 28.6% | 11.1% | 9.5% | 0.0% | 0.0% | 0.0% |
| The World Bank Group is not sensitive enough to political/social realities on the ground | 37.5% | 57.1% | 33.3% | 23.1% | 50.0% | 28.6% | 22.2% | 28.6% | 50.0% | 45.5% | 37.5% |
| Lack of/inadequate levels of capacity in Government | 25.0% | 14.3% | 29.2% | 30.8% | 37.5% | 71.4% | 33.3% | 38.1% | 37.5% | 27.3% | 25.0% |
| There is not an adequate level of citizen/civil society participation | 25.0% | 42.9% | 29.2% | 30.8% | 12.5% | 14.3% | 33.3% | 52.4% | 50.0% | 36.4% | 25.0% |
| The World Bank Group works too slowly | 25.0% | 28.6% | 16.7% | 23.1% | 25.0% | 0.0% | 33.3% | 4.8% | 0.0% | 9.1% | 12.5% |
| The World Bank Group does not do adequate follow through/follow-up | 12.5% | 14.3% | 16.7% | 30.8% | 12.5% | 28.6% | 16.7% | 19.0% | 12.5% | 0.0% | 12.5% |
| Political pressures and obstacles | 37.5% | 14.3% | 41.7% | 23.1% | 37.5% | 42.9% | 16.7% | 33.3% | 50.0% | 27.3% | 12.5% |
| Reforms are not well thought out in light of country challenges | 50.0% | 28.6% | 33.3% | 23.1% | 37.5% | 14.3% | 33.3% | 28.6% | 25.0% | 36.4% | 75.0% |
| Ongoing conflict and instability | 0.0% | 0.0% | 0.0% | 0.0% | 12.5% | 0.0% | 5.6% | 4.8% | 12.5% | 18.2% | 12.5% |
| Inadequate funding | 12.5% | 42.9% | 16.7% | 46.2% | 0.0% | 0.0% | 16.7% | 9.5% | 0.0% | 18.2% | 12.5% |
| Other | 0.0% | 0.0% | 0.0% | 7.7% | 0.0% | 14.3% | 0.0% | 4.8% | 0.0% | 0.0% | 0.0% |

**C. World Bank Group's Effectiveness and Results**

In your opinion, how IMPORTANT is it for the World Bank Group to be involved in the following areas of development in Comoros? (1-Not important at all, 10-Very important)

| | Which of the following best describes your current position? | | | | | | | | | | | | | | | | | | | | | | | | | | | | | | | | |
|---|--|-------|------|---------------------------|------|------|------------------------|------|------|-----------------|------|------|-------------------|------|------|--------------------------------|------|------|--|------|------|-----|------|------|-------|------|------|--|------|------|-------|------|------|
| | Office of the President/Prime Minister/Minister | | | Office of Parliamentarian | | | Employee of a Ministry | | | PMU/ Consultant | | | Island Government | | | Bilateral/ Multilateral Agency | | | Private Sector/ Financial Sector/ Private Bank | | | CSO | | | Media | | | Academia/ Research Institute/ Think Tank | | | Other | | |
| | N | Mean | SD | N | Mean | SD | N | Mean | SD | N | Mean | SD | N | Mean | SD | N | Mean | SD | N | Mean | SD | N | Mean | SD | N | Mean | SD | N | Mean | SD | N | Mean | SD |
| Crime and violence | 6 | 6.33 | 2.80 | 7 | 4.00 | 2.77 | 19 | 6.37 | 2.93 | 11 | 3.82 | 2.60 | 7 | 3.86 | 2.61 | 4 | 3.50 | 3.11 | 13 | 4.62 | 3.12 | 15 | 5.73 | 3.13 | 7 | 4.86 | 3.39 | 8 | 5.13 | 3.23 | 8 | 5.63 | 4.03 |
| Financial markets | 7 | 6.43 | 3.05 | 7 | 7.71 | 2.43 | 20 | 6.15 | 2.72 | 10 | 4.90 | 2.77 | 8 | 6.88 | 2.75 | 4 | 7.50 | 2.08 | 12 | 5.42 | 2.91 | 12 | 7.33 | 2.06 | 8 | 7.13 | 3.60 | 9 | 5.78 | 3.56 | 6 | 5.00 | 2.68 |
| Transport | 7 | 9.29 | 0.95 | 7 | 8.86 | 2.04 | 23 | 7.96 | 2.34 | 12 | 7.58 | 2.68 | 7 | 9.14 | 0.90 | 5 | 9.40 | 1.34 | 16 | 8.38 | 1.20 | 18 | 8.67 | 1.71 | 8 | 7.88 | 3.27 | 9 | 9.33 | 1.41 | 7 | 8.86 | 1.07 |
| Anti corruption | 8 | 8.75 | 1.75 | 7 | 8.57 | 3.36 | 20 | 8.50 | 1.99 | 13 | 8.31 | 1.38 | 8 | 8.88 | 1.36 | 6 | 9.17 | 0.98 | 18 | 8.33 | 2.17 | 17 | 8.71 | 2.11 | 8 | 8.75 | 3.15 | 9 | 7.89 | 2.89 | 8 | 9.25 | 1.39 |
| Regional conflict and tensions | 3 | 5.33 | 2.52 | 7 | 5.00 | 3.00 | 20 | 5.85 | 2.60 | 11 | 5.00 | 2.49 | 7 | 5.00 | 2.38 | 4 | 3.00 | 1.83 | 11 | 4.64 | 2.01 | 18 | 5.39 | 2.79 | 8 | 5.63 | 3.42 | 8 | 6.75 | 4.27 | 7 | 6.43 | 3.31 |
| Law and justice | 7 | 9.00 | 2.24 | 6 | 8.00 | 2.45 | 21 | 8.05 | 2.52 | 13 | 7.54 | 1.27 | 8 | 8.75 | 1.83 | 4 | 7.25 | 2.50 | 18 | 8.50 | 1.65 | 19 | 8.47 | 2.32 | 8 | 7.63 | 2.97 | 9 | 7.56 | 3.50 | 8 | 9.25 | 0.89 |
| Urban development | 7 | 7.29 | 2.43 | 7 | 8.71 | 1.89 | 22 | 6.95 | 2.10 | 12 | 7.17 | 2.21 | 8 | 8.25 | 1.28 | 4 | 6.75 | 2.63 | 15 | 7.33 | 2.06 | 19 | 6.89 | 2.79 | 8 | 8.25 | 1.83 | 9 | 7.00 | 3.57 | 8 | 7.50 | 2.51 |
| Environmental sustainability | 7 | 7.57 | 2.07 | 7 | 9.14 | 1.21 | 21 | 6.95 | 2.73 | 13 | 7.62 | 1.98 | 8 | 8.63 | 1.85 | 4 | 7.25 | 1.50 | 16 | 8.13 | 1.15 | 18 | 8.06 | 2.53 | 7 | 8.29 | 2.43 | 9 | 8.44 | 2.55 | 8 | 8.25 | 2.25 |
| Trade and exports | 6 | 6.50 | 2.17 | 7 | 8.00 | 3.06 | 20 | 6.10 | 2.05 | 11 | 6.00 | 2.72 | 8 | 6.88 | 2.90 | 4 | 7.00 | 1.41 | 14 | 8.00 | 1.96 | 19 | 6.74 | 2.75 | 8 | 7.88 | 2.47 | 10 | 6.50 | 2.99 | 8 | 7.00 | 2.62 |
| Information and communications technology | 8 | 8.63 | 1.85 | 6 | 7.83 | 3.49 | 21 | 7.33 | 2.08 | 12 | 7.00 | 2.59 | 8 | 8.38 | 1.77 | 5 | 8.00 | 1.87 | 18 | 8.06 | 1.73 | 18 | 7.78 | 2.46 | 8 | 7.38 | 2.72 | 9 | 9.44 | 0.73 | 8 | 8.38 | 2.33 |
| Poverty reduction | 6 | 10.00 | 0.00 | 7 | 9.57 | 0.79 | 23 | 8.43 | 1.90 | 13 | 9.08 | 0.95 | 8 | 8.50 | 1.93 | 6 | 9.17 | 1.33 | 18 | 9.17 | 0.99 | 20 | 8.55 | 2.28 | 8 | 9.00 | 1.51 | 10 | 8.20 | 1.75 | 8 | 8.50 | 2.00 |
| Gender equity | 7 | 7.00 | 2.31 | 6 | 5.50 | 1.52 | 20 | 6.10 | 2.53 | 13 | 5.54 | 2.40 | 8 | 4.00 | 1.69 | 5 | 6.20 | 2.86 | 15 | 6.47 | 2.85 | 17 | 6.12 | 2.26 | 8 | 5.38 | 3.07 | 8 | 5.25 | 3.28 | 8 | 7.50 | 2.33 |
| Private sector development | 8 | 9.13 | 2.10 | 7 | 9.71 | 0.76 | 21 | 7.90 | 2.07 | 13 | 8.08 | 1.32 | 7 | 7.57 | 1.72 | 6 | 9.00 | 0.89 | 16 | 9.06 | 0.93 | 20 | 7.90 | 2.40 | 8 | 8.75 | 1.83 | 10 | 7.90 | 1.66 | 7 | 8.86 | 1.21 |
| Foreign direct investment | 7 | 7.14 | 1.77 | 7 | 9.57 | 1.13 | 19 | 6.63 | 1.92 | 12 | 6.75 | 1.76 | 7 | 6.86 | 2.73 | 4 | 7.75 | 3.20 | 16 | 8.31 | 2.02 | 14 | 7.00 | 2.77 | 8 | 8.25 | 1.67 | 8 | 6.25 | 2.82 | 8 | 7.50 | 2.56 |
| Local governance and institutions | 6 | 7.50 | 2.35 | 7 | 7.71 | 1.60 | 21 | 7.57 | 2.01 | 12 | 7.25 | 1.48 | 7 | 7.86 | 1.57 | 5 | 6.40 | 2.88 | 16 | 7.63 | 2.36 | 20 | 7.80 | 2.53 | 8 | 6.63 | 1.69 | 9 | 7.00 | 1.94 | 8 | 8.63 | 2.07 |
| Water and sanitation | 8 | 9.38 | 0.74 | 7 | 9.29 | 1.50 | 20 | 8.65 | 2.18 | 13 | 7.62 | 2.36 | 7 | 8.14 | 1.68 | 6 | 8.67 | 2.34 | 18 | 8.39 | 1.85 | 19 | 8.42 | 2.14 | 8 | 8.38 | 3.07 | 9 | 8.44 | 1.81 | 8 | 9.25 | 0.89 |
| Regulatory framework | 6 | 8.00 | 1.55 | 5 | 8.20 | 1.30 | 19 | 6.68 | 2.36 | 13 | 6.15 | 2.19 | 6 | 6.33 | 2.94 | 5 | 7.20 | 2.49 | 14 | 7.79 | 1.89 | 18 | 7.56 | 2.20 | 8 | 7.00 | 2.00 | 9 | 7.33 | 2.65 | 7 | 5.86 | 2.79 |
| Economic growth | 8 | 9.38 | 0.92 | 7 | 9.00 | 1.00 | 20 | 8.30 | 1.89 | 12 | 8.00 | 2.09 | 7 | 8.29 | 1.98 | 6 | 9.00 | 1.55 | 18 | 8.56 | 1.54 | 18 | 8.61 | 1.42 | 8 | 8.13 | 2.64 | 10 | 7.80 | 2.66 | 8 | 7.88 | 2.70 |
| Energy/electricity | 8 | 9.50 | 1.07 | 7 | 9.57 | 0.79 | 24 | 8.50 | 2.47 | 12 | 9.25 | 0.97 | 7 | 9.00 | 1.41 | 7 | 9.57 | 0.79 | 18 | 9.39 | 1.29 | 18 | 8.78 | 2.34 | 8 | 8.75 | 3.15 | 9 | 9.67 | 0.71 | 8 | 9.50 | 0.76 |
| Disaster management | 4 | 6.25 | 2.06 | 6 | 7.83 | 1.72 | 20 | 7.25 | 2.45 | 13 | 5.62 | 1.85 | 8 | 6.63 | 2.62 | 5 | 8.00 | 2.92 | 16 | 7.13 | 2.19 | 19 | 7.63 | 2.27 | 8 | 6.50 | 1.77 | 10 | 8.80 | 2.20 | 6 | 7.50 | 1.76 |
| Public sector governance/reform | 7 | 8.86 | 1.35 | 7 | 8.86 | 2.19 | 23 | 8.00 | 1.76 | 13 | 8.54 | 1.66 | 8 | 8.75 | 1.58 | 7 | 9.29 | 1.25 | 17 | 8.12 | 2.03 | 19 | 7.89 | 2.79 | 8 | 8.75 | 2.31 | 10 | 7.60 | 2.95 | 8 | 8.63 | 2.26 |
| Job creation/employment | 8 | 9.63 | 0.74 | 7 | 9.14 | 1.21 | 22 | 8.36 | 2.44 | 13 | 8.08 | 1.55 | 8 | 8.88 | 1.73 | 4 | 9.25 | 1.50 | 18 | 8.72 | 1.27 | 20 | 8.00 | 2.18 | 8 | 8.25 | 3.24 | 9 | 8.89 | 1.54 | 8 | 9.50 | 1.07 |
| Social cohesion | 6 | 7.67 | 1.63 | 6 | 7.83 | 1.60 | 18 | 5.89 | 2.22 | 9 | 6.44 | 2.13 | 8 | 5.50 | 2.56 | 6 | 7.50 | 2.59 | 15 | 6.27 | 2.66 | 17 | 7.41 | 2.09 | 7 | 6.71 | 3.15 | 8 | 7.25 | 3.11 | 7 | 6.29 | 3.25 |
| Communicable/non-communicable diseases | 7 | 8.43 | 1.81 | 6 | 7.50 | 1.87 | 21 | 6.62 | 2.29 | 11 | 5.64 | 1.63 | 8 | 6.63 | 2.92 | 6 | 7.00 | 2.53 | 17 | 6.35 | 2.74 | 17 | 7.00 | 2.29 | 8 | 5.25 | 3.01 | 8 | 6.88 | 3.00 | 8 | 6.13 | 3.27 |
| Equality of opportunity | 7 | 8.29 | 1.50 | 7 | 7.00 | 2.24 | 20 | 6.35 | 2.16 | 13 | 5.92 | 1.32 | 8 | 6.25 | 2.96 | 4 | 5.25 | 2.75 | 17 | 5.82 | 2.74 | 18 | 7.17 | 2.36 | 8 | 6.63 | 3.54 | 7 | 6.71 | 3.55 | 8 | 7.13 | 3.09 |
| Social protection | 6 | 8.17 | 1.60 | 7 | 7.14 | 3.24 | 21 | 6.90 | 2.59 | 13 | 6.85 | 2.58 | 8 | 6.13 | 2.36 | 6 | 8.17 | 2.79 | 17 | 7.00 | 2.26 | 16 | 7.63 | 2.63 | 8 | 6.00 | 2.78 | 8 | 6.00 | 3.38 | 8 | 7.38 | 2.92 |
| Rural development | 7 | 9.00 | 1.00 | 7 | 9.00 | 1.15 | 23 | 7.70 | 2.05 | 12 | 7.58 | 1.68 | 8 | 8.13 | 1.81 | 7 | 7.86 | 2.41 | 16 | 8.19 | 1.64 | 19 | 8.21 | 1.93 | 8 | 8.38 | 1.92 | 10 | 8.10 | 2.64 | 8 | 8.25 | 1.98 |
| Global/regional integration | 7 | 7.29 | 2.56 | 5 | 7.80 | 1.92 | 21 | 6.52 | 2.20 | 11 | 6.00 | 1.67 | 4 | 5.75 | 2.99 | 5 | 5.40 | 2.30 | 15 | 7.00 | 2.93 | 15 | 7.87 | 1.88 | 8 | 7.50 | 1.85 | 9 | 7.11 | 2.42 | 7 | 7.29 | 2.43 |
| Food security | 7 | 8.00 | 1.73 | 7 | 8.57 | 1.90 | 23 | 7.48 | 2.35 | 12 | 6.92 | 1.98 | 6 | 8.67 | 1.97 | 7 | 7.71 | 2.69 | 17 | 7.47 | 2.35 | 17 | 7.88 | 1.93 | 8 | 7.63 | 2.50 | 9 | 8.56 | 1.67 | 8 | 7.75 | 1.67 |
| Natural resource management | 6 | 8.83 | 1.60 | 7 | 8.00 | 2.52 | 21 | 6.52 | 2.93 | 13 | 6.92 | 1.75 | 7 | 6.29 | 3.68 | 6 | 6.33 | 3.72 | 16 | 7.44 | 2.73 | 15 | 7.33 | 3.15 | 7 | 7.57 | 3.21 | 8 | 7.13 | 2.90 | 8 | 8.00 | 1.51 |
| Peace and security/stabilization/reconstruction | 7 | 8.43 | 2.64 | 6 | 9.00 | 1.55 | 21 | 6.81 | 2.68 | 12 | 7.17 | 1.59 | 6 | 7.00 | 2.83 | 7 | 6.57 | 3.41 | 15 | 6.13 | 2.53 | 17 | 7.88 | 2.47 | 8 | 6.63 | 2.13 | 10 | 7.10 | 2.56 | 8 | 7.88 | 2.30 |
| Health | 8 | 9.25 | 1.39 | 7 | 8.14 | 1.95 | 22 | 8.91 | 1.72 | 12 | 7.83 | 1.85 | 8 | 7.63 | 2.56 | 8 | 7.13 | 2.75 | 18 | 8.39 | 1.88 | 20 | 8.30 | 2.00 | 8 | 8.00 | 2.78 | 7 | 7.57 | 2.88 | 6 | 9.33 | 1.03 |
| Climate change | 7 | 9.00 | 1.00 | 6 | 9.00 | 1.10 | 22 | 7.95 | 1.76 | 13 | 7.00 | 1.68 | 7 | 7.57 | 2.64 | 7 | 7.71 | 2.69 | 17 | 6.94 | 2.36 | 19 | 7.84 | 2.75 | 8 | 8.38 | 2.20 | 10 | 8.50 | 2.22 | 7 | 7.14 | 2.73 |
| Agricultural development | 7 | 9.00 | 1.73 | 7 | 9.29 | 1.50 | 22 | 8.36 | 1.87 | 13 | 7.77 | 1.83 | 8 | 9.63 | 0.52 | 7 | 8.43 | 1.81 | 18 | 8.39 | 1.46 | 18 | 8.44 | 2.20 | 8 | 8.13 | 2.75 | 10 | 8.60 | 1.78 | 8 | 9.25 | 1.16 |
| Education | 8 | 9.63 | 0.74 | 7 | 9.57 | 0.79 | 24 | 8.29 | 2.14 | 13 | 8.23 | 1.54 | 8 | 9.50 | 0.53 | 7 | 8.29 | 1.89 | 18 | 8.89 | 1.32 | 20 | 9.05 | 1.61 | 8 | 8.50 | 2.83 | 11 | 9.00 | 1.34 | 8 | 9.38 | 1.06 |

**C. World Bank Group's Effectiveness and Results (continued)**

How EFFECTIVE do you believe the World Bank Group is in terms of the work it does in the following areas of development in Comoros? (1-Not effective at all, 10-Very effective)

| | Which of the following best describes your current position? | | | | | | | | | | | | | | | | | | | | | | | | | | | | | | | | |
|---|--|------|------|---------------------------|------|------|------------------------|------|------|----------------|------|------|-------------------|------|------|-------------------------------|------|------|--|------|------|-----|------|------|-------|------|------|--|------|------|-------|------|------|
| | Office of the President/Prime Minister/Minister | | | Office of Parliamentarian | | | Employee of a Ministry | | | PMU/Consultant | | | Island Government | | | Bilateral/Multilateral Agency | | | Private Sector/Financial Sector/Private Bank | | | CSO | | | Media | | | Academia/Research Institute/Think Tank | | | Other | | |
| | N | Mean | SD | N | Mean | SD | N | Mean | SD | N | Mean | SD | N | Mean | SD | N | Mean | SD | N | Mean | SD | N | Mean | SD | N | Mean | SD | N | Mean | SD | N | Mean | SD |
| Gender equity | 4 | 4.25 | 3.20 | 6 | 4.00 | 1.26 | 12 | 4.33 | 2.35 | 7 | 5.00 | 0.58 | 6 | 6.17 | 2.32 | 4 | 3.00 | 1.63 | 8 | 2.63 | 1.92 | 11 | 5.73 | 3.47 | 3 | 5.67 | 3.06 | 3 | 4.67 | 2.52 | 4 | 4.50 | 3.11 |
| Information and communications technology | 6 | 5.50 | 2.35 | 7 | 5.71 | 2.98 | 13 | 5.85 | 2.38 | 10 | 6.50 | 1.84 | 6 | 5.00 | 2.97 | 4 | 5.50 | 3.00 | 9 | 5.67 | 3.08 | 11 | 5.82 | 2.99 | 7 | 6.00 | 2.77 | 6 | 4.17 | 2.64 | 5 | 4.40 | 2.30 |
| Transport | 6 | 4.83 | 2.48 | 7 | 5.29 | 2.87 | 11 | 5.09 | 2.51 | 6 | 4.33 | 2.58 | 6 | 4.50 | 2.88 | 5 | 4.60 | 1.67 | 8 | 3.63 | 2.83 | 11 | 6.27 | 2.97 | 6 | 5.00 | 3.10 | 5 | 3.00 | 1.87 | 4 | 4.50 | 1.91 |
| Crime and violence | 4 | 3.25 | 1.50 | 7 | 4.43 | 2.23 | 11 | 4.45 | 2.16 | 7 | 2.86 | 1.46 | 4 | 3.75 | 2.06 | 2 | 2.00 | 1.41 | 6 | 4.33 | 3.20 | 7 | 6.43 | 2.99 | 5 | 3.20 | 1.30 | 3 | 4.67 | 2.31 | 4 | 3.25 | 0.50 |
| Regional conflict and tensions | 3 | 3.33 | 2.31 | 5 | 5.20 | 3.19 | 10 | 4.50 | 2.51 | 7 | 3.71 | 1.70 | 4 | 5.50 | 3.70 | 2 | 2.00 | 1.41 | 6 | 3.17 | 1.72 | 8 | 5.25 | 3.01 | 5 | 4.80 | 2.59 | 2 | 4.00 | 2.83 | 5 | 3.20 | 0.84 |
| Law and justice | 6 | 4.50 | 1.87 | 4 | 4.00 | 1.83 | 11 | 4.55 | 2.54 | 7 | 3.86 | 1.77 | 5 | 3.40 | 2.41 | 3 | 4.67 | 2.89 | 9 | 4.44 | 2.55 | 11 | 6.27 | 2.94 | 5 | 5.60 | 2.19 | 4 | 5.25 | 2.75 | 6 | 4.17 | 3.06 |
| Urban development* | 5 | 3.60 | 2.79 | 6 | 6.33 | 3.72 | 13 | 5.69 | 2.36 | 8 | 4.00 | 2.07 | 5 | 5.20 | 1.30 | 2 | 2.50 | 0.71 | 8 | 3.63 | 2.20 | 11 | 7.73 | 1.35 | 5 | 4.20 | 1.79 | 5 | 4.00 | 2.12 | 6 | 5.50 | 3.39 |
| Environmental sustainability | 4 | 5.75 | 2.63 | 5 | 4.80 | 2.17 | 12 | 6.33 | 2.19 | 11 | 5.73 | 2.61 | 6 | 6.67 | 2.34 | 3 | 5.00 | 3.00 | 11 | 4.09 | 1.97 | 14 | 6.14 | 2.66 | 5 | 6.00 | 2.55 | 4 | 3.25 | 0.96 | 6 | 4.17 | 1.33 |
| Regulatory framework | 4 | 7.75 | 0.50 | 3 | 4.33 | 2.08 | 13 | 6.92 | 1.89 | 10 | 6.00 | 2.31 | 2 | 5.00 | 1.41 | 4 | 7.00 | 1.63 | 12 | 4.92 | 2.87 | 11 | 7.45 | 2.07 | 6 | 5.33 | 1.51 | 4 | 5.75 | 2.87 | 5 | 5.20 | 2.77 |
| Communicable/non-communicable diseases | 6 | 5.67 | 2.58 | 5 | 5.80 | 3.19 | 10 | 5.30 | 2.79 | 6 | 5.17 | 2.14 | 6 | 5.33 | 2.73 | 3 | 4.67 | 3.51 | 10 | 3.90 | 2.02 | 10 | 6.50 | 2.51 | 6 | 4.17 | 1.94 | 5 | 5.00 | 2.83 | 6 | 4.83 | 2.71 |
| Poverty reduction | 7 | 5.43 | 1.99 | 7 | 5.43 | 3.36 | 19 | 5.79 | 2.32 | 12 | 6.00 | 3.02 | 7 | 5.14 | 2.12 | 6 | 7.00 | 1.26 | 16 | 4.38 | 2.06 | 17 | 6.00 | 2.47 | 7 | 4.43 | 2.07 | 6 | 4.00 | 1.41 | 7 | 5.14 | 3.58 |
| Anti corruption | 7 | 4.29 | 2.50 | 7 | 5.43 | 3.26 | 14 | 5.64 | 3.05 | 11 | 5.09 | 2.51 | 6 | 4.50 | 2.95 | 5 | 5.60 | 1.67 | 13 | 2.92 | 1.50 | 14 | 5.14 | 3.28 | 5 | 4.60 | 2.70 | 5 | 3.20 | 1.30 | 6 | 4.83 | 2.71 |
| Private sector development | 7 | 3.00 | 1.63 | 5 | 5.80 | 3.90 | 15 | 5.53 | 2.56 | 10 | 4.80 | 2.30 | 6 | 5.00 | 2.28 | 6 | 5.83 | 1.47 | 15 | 4.13 | 1.96 | 11 | 4.55 | 2.46 | 6 | 3.83 | 1.47 | 7 | 3.43 | 1.51 | 6 | 4.50 | 2.51 |
| Foreign direct investment | 5 | 4.80 | 3.03 | 4 | 3.75 | 3.59 | 13 | 5.38 | 2.33 | 6 | 3.33 | 1.21 | 4 | 4.50 | 1.91 | 4 | 4.50 | 0.58 | 10 | 3.70 | 1.89 | 13 | 5.00 | 3.00 | 5 | 4.40 | 1.14 | 5 | 3.40 | 1.34 | 3 | 5.33 | 3.06 |
| Water and sanitation | 6 | 4.17 | 3.13 | 6 | 5.17 | 3.97 | 13 | 5.46 | 2.76 | 10 | 4.90 | 2.56 | 7 | 4.86 | 3.39 | 4 | 5.75 | 1.71 | 11 | 3.55 | 2.38 | 13 | 5.62 | 2.75 | 6 | 4.83 | 3.06 | 6 | 4.33 | 2.25 | 7 | 3.43 | 2.51 |
| Trade and exports | 4 | 3.50 | 2.52 | 5 | 3.00 | 2.00 | 9 | 5.11 | 2.52 | 6 | 4.50 | 2.95 | 6 | 3.67 | 1.63 | 6 | 5.67 | 2.07 | 11 | 3.36 | 2.01 | 10 | 4.30 | 3.02 | 5 | 3.40 | 0.89 | 6 | 4.33 | 2.73 | 5 | 4.60 | 3.21 |
| Economic growth | 6 | 6.17 | 1.33 | 5 | 5.40 | 3.13 | 14 | 5.29 | 2.13 | 12 | 6.50 | 2.47 | 6 | 5.50 | 2.07 | 5 | 6.00 | 1.41 | 15 | 4.60 | 2.10 | 11 | 5.09 | 2.63 | 6 | 4.50 | 1.64 | 8 | 5.50 | 2.78 | 6 | 6.33 | 3.39 |
| Health | 6 | 5.67 | 1.51 | 6 | 4.50 | 1.87 | 13 | 6.00 | 2.68 | 7 | 4.57 | 2.94 | 6 | 6.50 | 2.26 | 3 | 6.00 | 2.65 | 10 | 3.70 | 2.45 | 13 | 5.92 | 2.56 | 7 | 4.57 | 2.64 | 9 | 5.56 | 2.35 | 7 | 5.71 | 2.87 |
| Disaster management | 5 | 5.20 | 1.10 | 6 | 4.83 | 2.93 | 12 | 5.50 | 2.50 | 7 | 3.71 | 1.70 | 5 | 5.00 | 1.41 | 2 | 3.50 | 0.71 | 7 | 3.57 | 2.99 | 12 | 6.58 | 2.61 | 4 | 3.75 | 1.50 | 4 | 4.50 | 3.51 | 5 | 3.40 | 1.14 |
| Public sector governance/reform | 7 | 6.57 | 2.82 | 5 | 6.60 | 2.30 | 17 | 6.41 | 2.53 | 11 | 7.00 | 2.00 | 7 | 5.86 | 3.34 | 6 | 7.33 | 1.03 | 14 | 5.57 | 2.17 | 14 | 6.21 | 2.99 | 6 | 5.50 | 1.64 | 6 | 4.67 | 2.73 | 7 | 6.86 | 2.67 |
| Job creation/employment | 7 | 2.71 | 1.50 | 7 | 5.29 | 3.95 | 15 | 5.13 | 2.61 | 10 | 4.10 | 2.18 | 6 | 4.33 | 1.86 | 3 | 4.33 | 2.31 | 10 | 2.60 | 1.65 | 13 | 4.46 | 2.82 | 6 | 3.17 | 2.40 | 7 | 2.71 | 1.50 | 6 | 3.83 | 2.40 |
| Social cohesion | 5 | 4.20 | 2.05 | 4 | 4.50 | 2.08 | 9 | 6.33 | 1.80 | 7 | 5.29 | 1.60 | 5 | 5.00 | 2.24 | 3 | 4.67 | 1.53 | 9 | 3.11 | 2.47 | 11 | 5.09 | 3.02 | 4 | 4.75 | 2.50 | 7 | 4.00 | 2.31 | 6 | 3.67 | 1.63 |
| Financial markets | 4 | 4.50 | 1.91 | 5 | 5.80 | 3.03 | 9 | 4.89 | 1.69 | 7 | 5.43 | 1.51 | 3 | 4.33 | 1.53 | 3 | 5.33 | 2.08 | 9 | 3.78 | 1.99 | 8 | 4.13 | 2.64 | 4 | 4.75 | 3.30 | 4 | 2.75 | 0.96 | 6 | 5.83 | 2.64 |
| Equality of opportunity | 5 | 3.60 | 1.52 | 4 | 5.00 | 0.82 | 12 | 5.75 | 2.09 | 5 | 5.20 | 2.39 | 3 | 4.33 | 1.53 | 3 | 3.33 | 1.53 | 8 | 3.63 | 2.26 | 11 | 4.82 | 2.60 | 4 | 4.50 | 3.87 | 6 | 3.50 | 1.87 | 6 | 4.17 | 2.32 |
| Energy/electricity | 7 | 3.71 | 3.40 | 6 | 4.67 | 4.18 | 15 | 5.47 | 2.85 | 12 | 5.17 | 2.33 | 6 | 4.17 | 2.64 | 7 | 5.57 | 2.44 | 15 | 3.40 | 2.41 | 14 | 5.21 | 3.14 | 7 | 4.14 | 2.79 | 7 | 3.43 | 1.62 | 7 | 2.86 | 2.12 |
| Rural development | 6 | 4.17 | 2.56 | 7 | 5.14 | 3.80 | 15 | 5.33 | 2.61 | 7 | 5.71 | 2.14 | 6 | 4.83 | 2.86 | 4 | 4.75 | 2.87 | 11 | 3.00 | 2.24 | 14 | 5.71 | 1.82 | 5 | 3.40 | 2.30 | 9 | 4.22 | 2.11 | 6 | 2.67 | 1.63 |
| Global/regional integration | 3 | 5.00 | 1.00 | 6 | 5.33 | 3.88 | 10 | 6.10 | 1.37 | 5 | 6.00 | 1.58 | 4 | 5.75 | 2.50 | 3 | 3.33 | 1.53 | 6 | 3.67 | 2.73 | 13 | 6.31 | 1.97 | 4 | 5.50 | 2.65 | 4 | 4.75 | 2.22 | 4 | 5.25 | 3.95 |
| Food security | 6 | 3.83 | 2.14 | 7 | 4.71 | 3.82 | 13 | 5.62 | 2.90 | 9 | 5.11 | 2.32 | 5 | 4.00 | 2.24 | 3 | 6.33 | 1.53 | 8 | 3.88 | 2.23 | 14 | 5.21 | 2.36 | 6 | 4.33 | 3.20 | 7 | 4.57 | 2.30 | 5 | 5.20 | 3.63 |
| Education | 6 | 5.83 | 2.40 | 7 | 6.43 | 3.41 | 14 | 5.93 | 2.76 | 8 | 4.63 | 2.07 | 6 | 4.33 | 1.63 | 3 | 5.67 | 1.15 | 12 | 3.92 | 2.07 | 13 | 6.23 | 2.35 | 6 | 3.83 | 2.93 | 9 | 5.33 | 2.50 | 7 | 5.00 | 2.83 |
| Peace and security/stabilization/reconstruction | 4 | 4.00 | 3.16 | 6 | 6.50 | 2.74 | 13 | 6.23 | 1.92 | 6 | 4.00 | 2.00 | 4 | 3.75 | 1.50 | 3 | 3.67 | 1.53 | 6 | 3.17 | 2.14 | 12 | 5.50 | 2.71 | 6 | 5.83 | 1.17 | 5 | 4.80 | 1.79 | 6 | 4.50 | 3.56 |
| Social protection | 5 | 2.40 | 2.07 | 4 | 3.25 | 1.26 | 13 | 4.92 | 2.43 | 7 | 5.29 | 2.75 | 6 | 4.83 | 2.32 | 2 | 6.00 | 0.00 | 8 | 3.25 | 1.75 | 12 | 4.75 | 2.83 | 5 | 4.20 | 2.17 | 5 | 3.20 | 1.64 | 6 | 5.33 | 3.93 |
| Climate change | 3 | 6.67 | 0.58 | 7 | 6.86 | 2.61 | 13 | 5.77 | 2.68 | 9 | 5.00 | 3.16 | 7 | 5.14 | 2.34 | 3 | 4.67 | 3.06 | 9 | 4.44 | 1.94 | 13 | 6.23 | 2.83 | 4 | 5.00 | 3.46 | 6 | 3.67 | 1.63 | 5 | 4.80 | 3.63 |
| Agricultural development | 6 | 4.33 | 2.73 | 7 | 5.86 | 3.44 | 13 | 5.92 | 2.72 | 7 | 5.86 | 2.73 | 7 | 5.00 | 2.65 | 3 | 4.67 | 2.52 | 12 | 4.25 | 2.30 | 12 | 5.58 | 3.12 | 6 | 3.00 | 2.61 | 8 | 3.88 | 1.89 | 6 | 3.50 | 3.39 |
| Natural resource management | 6 | 3.67 | 1.63 | 5 | 5.20 | 2.95 | 13 | 4.62 | 2.66 | 7 | 3.86 | 1.95 | 6 | 3.50 | 1.38 | 3 | 3.00 | 2.00 | 8 | 2.88 | 1.55 | 10 | 4.10 | 2.42 | 4 | 4.50 | 3.51 | 6 | 2.50 | 1.64 | 5 | 5.00 | 3.81 |

*Significantly different between stakeholder groups

**C. World Bank Group's Effectiveness and Results (continued)**

| | Which of the following best describes your current position? | | | | | | | | | | | | | | | | | | | | | | | | | | | | | | | | |
|---|--|------|------|---------------------------|------|------|------------------------|------|------|-----------------|------|------|-------------------|------|------|--------------------------------|------|------|--|------|------|-----|------|------|-------|------|------|--|------|------|-------|------|------|
| | Office of the President/Prime Minister/Minister | | | Office of Parliamentarian | | | Employee of a Ministry | | | PMU/ Consultant | | | Island Government | | | Bilateral/ Multilateral Agency | | | Private Sector/ Financial Sector/ Private Bank | | | CSO | | | Media | | | Academia/ Research Institute/ Think Tank | | | Other | | |
| | N | Mean | SD | N | Mean | SD | N | Mean | SD | N | Mean | SD | N | Mean | SD | N | Mean | SD | N | Mean | SD | N | Mean | SD | N | Mean | SD | N | Mean | SD | N | Mean | SD |
| To what extent does the World Bank Group's work help to achieve development results in Comoros? | 7 | 6.86 | 1.86 | 4 | 5.50 | 0.58 | 19 | 6.58 | 1.68 | 12 | 5.83 | 1.27 | 7 | 5.86 | 3.13 | 6 | 6.33 | 1.86 | 16 | 5.63 | 2.42 | 16 | 6.38 | 2.55 | 8 | 5.38 | 1.41 | 9 | 5.67 | 2.78 | 8 | 6.75 | 1.67 |

(1-To no degree at all, 10-To a very significant degree)

| | Which of the following best describes your current position? | | | | | | | | | | | | | | | | | | | | | | | | | | | | | | | | |
|--|--|------|------|---------------------------|------|------|------------------------|------|------|-----------------|------|------|-------------------|------|------|--------------------------------|------|------|--|------|------|-----|------|------|-------|------|------|--|------|------|-------|------|------|
| | Office of the President/Prime Minister/Minister | | | Office of Parliamentarian | | | Employee of a Ministry | | | PMU/ Consultant | | | Island Government | | | Bilateral/ Multilateral Agency | | | Private Sector/ Financial Sector/ Private Bank | | | CSO | | | Media | | | Academia/ Research Institute/ Think Tank | | | Other | | |
| | N | Mean | SD | N | Mean | SD | N | Mean | SD | N | Mean | SD | N | Mean | SD | N | Mean | SD | N | Mean | SD | N | Mean | SD | N | Mean | SD | N | Mean | SD | N | Mean | SD |
| To what extent does the World Bank Group help to build/strengthen existing country systems in Comoros? | 7 | 6.57 | 1.62 | 6 | 6.17 | 2.14 | 18 | 6.56 | 1.79 | 13 | 5.54 | 2.11 | 6 | 7.00 | 2.83 | 6 | 6.67 | 1.37 | 14 | 5.64 | 2.56 | 14 | 5.79 | 2.01 | 7 | 5.57 | 2.07 | 8 | 5.63 | 3.02 | 7 | 8.57 | 1.13 |

(1-To no degree at all, 10-To a very significant degree)

To what extent do you agree with the following statements about the World Bank Group in Comoros? (1-Strongly disagree, 10-Strongly agree)

| | Which of the following best describes your current position? | | | | | | | | | | | | | | | | | | | | | | | | | | | | | | | | |
|--|--|------|------|---------------------------|------|------|------------------------|------|------|-----------------|------|------|-------------------|------|------|--------------------------------|------|------|--|------|------|-----|------|------|-------|------|------|--|------|------|-------|------|------|
| | Office of the President/Prime Minister/Minister | | | Office of Parliamentarian | | | Employee of a Ministry | | | PMU/ Consultant | | | Island Government | | | Bilateral/ Multilateral Agency | | | Private Sector/ Financial Sector/ Private Bank | | | CSO | | | Media | | | Academia/ Research Institute/ Think Tank | | | Other | | |
| | N | Mean | SD | N | Mean | SD | N | Mean | SD | N | Mean | SD | N | Mean | SD | N | Mean | SD | N | Mean | SD | N | Mean | SD | N | Mean | SD | N | Mean | SD | N | Mean | SD |
| The World Bank Group's financial instruments meet the needs of Comoros | 7 | 6.14 | 1.77 | 5 | 5.60 | 2.61 | 18 | 5.94 | 1.92 | 12 | 5.33 | 1.50 | 7 | 4.71 | 2.63 | 6 | 6.00 | 1.67 | 16 | 4.88 | 2.39 | 16 | 5.94 | 2.46 | 6 | 4.50 | 1.64 | 7 | 4.14 | 1.95 | 6 | 5.67 | 2.94 |
| The World Bank Group meets Comoros's needs for knowledge services | 7 | 5.00 | 2.16 | 6 | 6.50 | 2.95 | 19 | 6.37 | 2.52 | 12 | 4.92 | 2.31 | 7 | 6.57 | 2.64 | 6 | 6.00 | 2.28 | 15 | 4.93 | 2.05 | 15 | 5.87 | 2.20 | 6 | 5.17 | 2.32 | 9 | 5.56 | 2.79 | 6 | 4.67 | 2.34 |

| | Which of the following best describes your current position? | | | | | | | | | | | | | | | | | | | | | | | | | | | | | | | | |
|--|--|------|------|---------------------------|------|------|------------------------|------|------|-----------------|------|------|-------------------|------|------|--------------------------------|------|------|--|------|------|-----|------|------|-------|------|------|--|------|------|-------|------|------|
| | Office of the President/Prime Minister/Minister | | | Office of Parliamentarian | | | Employee of a Ministry | | | PMU/ Consultant | | | Island Government | | | Bilateral/ Multilateral Agency | | | Private Sector/ Financial Sector/ Private Bank | | | CSO | | | Media | | | Academia/ Research Institute/ Think Tank | | | Other | | |
| | N | Mean | SD | N | Mean | SD | N | Mean | SD | N | Mean | SD | N | Mean | SD | N | Mean | SD | N | Mean | SD | N | Mean | SD | N | Mean | SD | N | Mean | SD | N | Mean | SD |
| To what extent do you believe the World Bank Group measures and corrects its work in real time in Comoros? | 6 | 4.83 | 2.48 | 6 | 6.17 | 2.40 | 18 | 5.50 | 2.31 | 12 | 4.92 | 1.31 | 6 | 6.50 | 2.35 | 5 | 5.60 | 2.07 | 12 | 5.08 | 2.94 | 12 | 7.17 | 2.29 | 6 | 4.00 | 1.79 | 6 | 5.17 | 3.76 | 6 | 5.17 | 3.31 |

(1-To no degree at all, 10-To a very significant degree)

D. The World Bank Group's Knowledge Work and Activities

How frequently do you consult World Bank Group's knowledge work and activities in the work you do?

| Percentage of Respondents | Office of the President/Prime Minister/Minister | Office of Parliamentarian | Employee of a Ministry | PMU/Consultant | Island Government | Bilateral/Multilateral Agency | Private Sector/Financial Sector/Private Bank | CSO | Media | Academia/Research Institute/Think Tank | Other |
|---------------------------|---|---------------------------|------------------------|----------------|-------------------|-------------------------------|--|-------|-------|--|-------|
| Weekly | 14.3% | 14.3% | 16.7% | 23.1% | 12.5% | 25.0% | 0.0% | 0.0% | 0.0% | 0.0% | 0.0% |
| Monthly | 42.9% | 0.0% | 12.5% | 46.2% | 12.5% | 12.5% | 11.1% | 14.3% | 12.5% | 9.1% | 12.5% |
| A few times a year | 0.0% | 28.6% | 33.3% | 30.8% | 62.5% | 37.5% | 16.7% | 42.9% | 12.5% | 45.5% | 37.5% |
| Rarely | 28.6% | 42.9% | 29.2% | 0.0% | 12.5% | 25.0% | 55.6% | 19.0% | 62.5% | 36.4% | 37.5% |
| Never | 14.3% | 14.3% | 8.3% | 0.0% | 0.0% | 0.0% | 16.7% | 23.8% | 12.5% | 9.1% | 12.5% |

In Comoros, to what extent do you believe that the World Bank Group's knowledge work and activities: (1-To no degree at all, 10-To a very significant degree)

| | Which of the following best describes your current position? | | | | | | | | | | | | | | | | | | | | | | | | | | | | | | | | |
|--|--|------|------|---------------------------|------|------|------------------------|------|------|----------------|------|------|-------------------|------|------|-------------------------------|------|------|--|------|------|-----|------|------|-------|------|------|--|------|------|-------|------|------|
| | Office of the President/Prime Minister/Minister | | | Office of Parliamentarian | | | Employee of a Ministry | | | PMU/Consultant | | | Island Government | | | Bilateral/Multilateral Agency | | | Private Sector/Financial Sector/Private Bank | | | CSO | | | Media | | | Academia/Research Institute/Think Tank | | | Other | | |
| | N | Mean | SD | N | Mean | SD | N | Mean | SD | N | Mean | SD | N | Mean | SD | N | Mean | SD | N | Mean | SD | N | Mean | SD | N | Mean | SD | N | Mean | SD | N | Mean | SD |
| Are timely | 6 | 6.67 | 2.58 | 4 | 6.25 | 2.63 | 21 | 6.67 | 2.20 | 12 | 7.25 | 2.05 | 5 | 6.40 | 1.14 | 7 | 6.57 | 2.37 | 9 | 5.89 | 1.76 | 12 | 6.75 | 2.83 | 7 | 6.00 | 1.63 | 8 | 5.13 | 2.10 | 7 | 5.29 | 3.55 |
| Include appropriate level of stakeholder involvement during preparation | 5 | 5.80 | 2.05 | 6 | 4.00 | 1.10 | 19 | 5.58 | 2.17 | 10 | 5.20 | 1.87 | 6 | 5.50 | 1.38 | 7 | 5.71 | 2.29 | 10 | 4.60 | 2.22 | 14 | 6.29 | 2.49 | 7 | 4.43 | 2.07 | 8 | 4.63 | 2.45 | 7 | 5.43 | 2.94 |
| Lead to practical solutions | 7 | 5.71 | 2.81 | 5 | 3.60 | 1.14 | 19 | 5.68 | 2.43 | 12 | 5.50 | 1.51 | 7 | 6.43 | 2.76 | 6 | 5.50 | 2.59 | 13 | 3.69 | 1.70 | 13 | 6.08 | 2.56 | 7 | 5.00 | 2.00 | 8 | 4.00 | 2.62 | 7 | 5.29 | 2.75 |
| Are accessible (well written and easy to understand) | 7 | 5.43 | 3.10 | 6 | 5.33 | 3.20 | 19 | 6.00 | 2.31 | 13 | 5.77 | 2.55 | 6 | 6.83 | 2.14 | 7 | 6.14 | 2.27 | 13 | 4.46 | 1.98 | 16 | 4.75 | 2.82 | 6 | 4.33 | 2.42 | 9 | 5.22 | 2.91 | 7 | 5.86 | 2.41 |
| Are source of relevant information on global good practices | 4 | 5.25 | 1.50 | 4 | 6.25 | 2.87 | 17 | 7.59 | 1.73 | 11 | 6.82 | 1.25 | 6 | 6.50 | 2.07 | 6 | 7.00 | 2.19 | 12 | 4.67 | 1.83 | 16 | 5.75 | 2.49 | 7 | 5.71 | 2.69 | 9 | 5.89 | 2.37 | 7 | 5.86 | 2.73 |
| Are adequately disseminated | 4 | 3.50 | 1.91 | 6 | 4.67 | 2.88 | 17 | 5.00 | 2.37 | 12 | 6.08 | 2.15 | 6 | 6.33 | 1.63 | 7 | 4.43 | 2.37 | 13 | 3.38 | 1.89 | 14 | 4.71 | 3.12 | 8 | 4.13 | 2.75 | 9 | 5.00 | 2.92 | 7 | 5.57 | 2.15 |
| Are translated enough into local language | 6 | 3.50 | 3.08 | 6 | 2.33 | 1.03 | 14 | 2.07 | 1.86 | 11 | 3.82 | 2.82 | 7 | 4.29 | 3.04 | 5 | 2.00 | 1.41 | 11 | 3.45 | 2.81 | 14 | 3.50 | 3.06 | 8 | 2.50 | 3.12 | 10 | 2.40 | 1.71 | 7 | 2.86 | 1.95 |
| Are adaptable to Comoros's specific development challenges and country circumstances | 5 | 5.20 | 2.68 | 5 | 3.60 | 1.14 | 20 | 5.80 | 2.55 | 12 | 5.08 | 1.68 | 7 | 4.29 | 2.43 | 6 | 6.00 | 1.79 | 11 | 4.45 | 2.30 | 16 | 5.56 | 3.22 | 8 | 4.13 | 1.89 | 9 | 4.78 | 2.33 | 7 | 5.43 | 3.05 |

| | Which of the following best describes your current position? | | | | | | | | | | | | | | | | | | | | | | | | | | | | | | | | |
|--|--|------|------|---------------------------|------|------|------------------------|------|------|----------------|------|------|-------------------|------|------|-------------------------------|------|------|--|------|------|-----|------|------|-------|------|------|--|------|------|-------|------|------|
| | Office of the President/Prime Minister/Minister | | | Office of Parliamentarian | | | Employee of a Ministry | | | PMU/Consultant | | | Island Government | | | Bilateral/Multilateral Agency | | | Private Sector/Financial Sector/Private Bank | | | CSO | | | Media | | | Academia/Research Institute/Think Tank | | | Other | | |
| | N | Mean | SD | N | Mean | SD | N | Mean | SD | N | Mean | SD | N | Mean | SD | N | Mean | SD | N | Mean | SD | N | Mean | SD | N | Mean | SD | N | Mean | SD | N | Mean | SD |
| Overall, how significant a contribution do you believe the World Bank Group's knowledge work and activities make to development results in your country? | 7 | 7.00 | 1.83 | 7 | 7.14 | 2.41 | 21 | 7.14 | 2.13 | 12 | 6.25 | 2.22 | 7 | 5.57 | 3.10 | 6 | 5.83 | 1.72 | 14 | 4.93 | 2.06 | 19 | 6.89 | 2.96 | 8 | 6.25 | 2.25 | 8 | 7.00 | 1.51 | 7 | 8.00 | 2.00 |
| Overall, how would you rate the technical quality of the World Bank Group's knowledge work and activities? | 6 | 6.83 | 1.72 | 6 | 7.17 | 2.14 | 20 | 7.15 | 2.01 | 13 | 6.31 | 2.29 | 7 | 5.43 | 2.57 | 6 | 6.67 | 1.51 | 13 | 5.85 | 2.41 | 16 | 6.38 | 2.47 | 7 | 6.29 | 1.11 | 8 | 6.75 | 2.55 | 6 | 7.83 | 1.33 |

(1-Not significant at all, 10-Very significant; 1-Very low technical quality, 10-Very high technical quality)

E. Working with the World Bank Group

To what extent do you agree/disagree with the following statements? (1-Strongly disagree, 10-Strongly agree)

| | Which of the following best describes your current position? | | | | | | | | | | | | | | | | | | | | | | | | | | | | | | | | |
|---|--|------|------|---------------------------|------|------|------------------------|------|------|-----------------|------|------|-------------------|------|------|--------------------------------|------|------|--|------|------|-----|------|------|-------|------|------|--|------|------|-------|------|------|
| | Office of the President/Prime Minister/Minister | | | Office of Parliamentarian | | | Employee of a Ministry | | | PMU/ Consultant | | | Island Government | | | Bilateral/ Multilateral Agency | | | Private Sector/ Financial Sector/ Private Bank | | | CSO | | | Media | | | Academia/ Research Institute/ Think Tank | | | Other | | |
| | N | Mean | SD | N | Mean | SD | N | Mean | SD | N | Mean | SD | N | Mean | SD | N | Mean | SD | N | Mean | SD | N | Mean | SD | N | Mean | SD | N | Mean | SD | | | |
| The World Bank Group disburses funds promptly | 6 | 5.00 | 3.41 | 5 | 3.60 | 1.95 | 19 | 4.16 | 2.87 | 13 | 5.23 | 3.14 | 8 | 4.63 | 3.02 | 6 | 5.83 | 2.14 | 13 | 3.23 | 2.09 | 14 | 3.21 | 1.85 | 5 | 2.40 | 2.07 | 9 | 3.11 | 1.62 | 6 | 3.33 | 2.07 |
| The World Bank Group effectively monitors and evaluates the projects and programs it supports | 8 | 7.50 | 2.39 | 6 | 5.83 | 2.14 | 22 | 7.32 | 2.50 | 13 | 7.08 | 2.06 | 8 | 6.13 | 3.09 | 7 | 6.71 | 2.29 | 15 | 4.67 | 2.74 | 15 | 6.47 | 2.75 | 7 | 5.57 | 2.23 | 9 | 6.56 | 2.35 | 7 | 6.57 | 2.30 |
| The World Bank Group's approvals and reviews are done in a timely fashion | 7 | 5.00 | 2.08 | 5 | 5.20 | 2.95 | 22 | 6.09 | 2.51 | 12 | 5.75 | 1.91 | 8 | 4.50 | 2.73 | 6 | 6.17 | 1.60 | 13 | 3.92 | 2.02 | 14 | 5.07 | 2.30 | 6 | 5.17 | 2.14 | 8 | 3.88 | 1.46 | 8 | 5.25 | 3.20 |
| The World Bank Group's "Safeguard Policy" requirements are reasonable | 4 | 6.25 | 1.26 | 6 | 6.33 | 3.01 | 15 | 5.80 | 2.62 | 11 | 6.73 | 1.74 | 5 | 5.60 | 1.82 | 4 | 6.50 | 1.73 | 11 | 4.82 | 2.36 | 15 | 5.73 | 2.63 | 5 | 5.00 | 2.45 | 6 | 5.50 | 1.87 | 5 | 4.80 | 2.86 |
| The World Bank Group's conditions on its lending are reasonable | 6 | 6.67 | 1.75 | 5 | 5.40 | 2.97 | 15 | 6.00 | 2.65 | 7 | 6.43 | 2.23 | 8 | 6.25 | 2.66 | 5 | 6.00 | 1.73 | 12 | 5.00 | 2.80 | 16 | 5.13 | 2.39 | 6 | 5.33 | 2.80 | 7 | 5.14 | 2.34 | 7 | 5.00 | 2.89 |
| The World Bank Group takes decisions quickly in Comoros | 6 | 5.17 | 3.49 | 5 | 3.00 | 1.22 | 16 | 5.81 | 2.90 | 11 | 4.91 | 2.43 | 7 | 4.86 | 2.91 | 6 | 5.67 | 1.75 | 13 | 3.69 | 1.89 | 15 | 4.53 | 2.36 | 6 | 3.17 | 1.83 | 7 | 3.57 | 1.90 | 6 | 4.00 | 1.67 |
| Working with the World Bank Group increases Comoros's institutional capacity | 7 | 7.71 | 1.70 | 6 | 6.50 | 2.95 | 22 | 6.86 | 2.68 | 12 | 7.25 | 1.86 | 8 | 6.13 | 3.23 | 7 | 6.86 | 1.86 | 14 | 5.79 | 2.33 | 18 | 6.56 | 1.82 | 6 | 7.00 | 2.10 | 10 | 6.20 | 2.44 | 7 | 7.29 | 2.14 |
| Where country systems are adequate, the World Bank Group makes appropriate use of them | 4 | 6.50 | 1.29 | 5 | 7.00 | 3.32 | 17 | 6.29 | 2.66 | 10 | 7.90 | 1.20 | 7 | 7.29 | 1.98 | 5 | 6.60 | 1.82 | 12 | 5.92 | 2.81 | 15 | 6.40 | 2.23 | 5 | 7.60 | 2.88 | 5 | 6.00 | 2.12 | 7 | 6.86 | 2.48 |
| The World Bank Group provides effective implementation support | 6 | 6.67 | 3.01 | 5 | 6.80 | 2.95 | 17 | 7.29 | 2.44 | 12 | 7.50 | 1.38 | 8 | 6.25 | 3.20 | 6 | 6.33 | 1.51 | 12 | 5.42 | 2.78 | 18 | 6.11 | 2.83 | 5 | 6.00 | 2.35 | 7 | 5.57 | 2.23 | 7 | 6.57 | 2.15 |

| | Which of the following best describes your current position? | | | | | | | | | | | | | | | | | | | | | | | | | | | | | | | | |
|---|--|------|------|---------------------------|------|------|------------------------|------|------|-----------------|------|------|-------------------|------|------|--------------------------------|------|------|--|------|------|-----|------|------|-------|------|------|--|------|------|-------|------|------|
| | Office of the President/Prime Minister/Minister | | | Office of Parliamentarian | | | Employee of a Ministry | | | PMU/ Consultant | | | Island Government | | | Bilateral/ Multilateral Agency | | | Private Sector/ Financial Sector/ Private Bank | | | CSO | | | Media | | | Academia/ Research Institute/ Think Tank | | | Other | | |
| | N | Mean | SD | N | Mean | SD | N | Mean | SD | N | Mean | SD | N | Mean | SD | N | Mean | SD | N | Mean | SD | N | Mean | SD | N | Mean | SD | N | Mean | SD | | | |
| To what extent do you believe that the World Bank Group's work helps to find solutions that promote private public partnerships in Comoros? | 7 | 5.43 | 1.90 | 7 | 4.71 | 3.82 | 19 | 5.79 | 2.46 | 9 | 5.67 | 2.45 | 7 | 6.86 | 2.73 | 5 | 5.20 | 1.10 | 14 | 4.00 | 2.48 | 15 | 5.73 | 2.46 | 7 | 4.71 | 1.38 | 9 | 5.56 | 1.74 | 8 | 5.25 | 2.38 |

(1-To no degree at all, 10-To a very significant degree)



E. Working with the World Bank Group (continued)

Which of the following best describes the World Bank Group's support in Comoros? (Select only ONE response)

| Percentage of Respondents | Office of the President/Prime Minister/Minister | Office of Parliamentarian | Employee of a Ministry | PMU/Consultant | Island Government | Bilateral/Multilateral Agency | Private Sector/Financial Sector/Private Bank | CSO | Media | Academia/Research Institute/Think Tank | Other |
|--|---|---------------------------|------------------------|----------------|-------------------|-------------------------------|--|-------|-------|--|-------|
| The World Bank Group is sufficiently selective and focuses on the most important development challenges in Comoros | 57.1% | 14.3% | 34.8% | 84.6% | 25.0% | 62.5% | 23.5% | 33.3% | 25.0% | 27.3% | 25.0% |
| The World Bank Group is not sufficiently selective in Comoros, and it is involved in too many areas of development | 28.6% | 42.9% | 30.4% | 7.7% | 50.0% | 12.5% | 47.1% | 33.3% | 37.5% | 27.3% | 37.5% |
| Don't know | 14.3% | 42.9% | 34.8% | 7.7% | 25.0% | 25.0% | 29.4% | 33.3% | 37.5% | 45.5% | 37.5% |

To what extent do you believe the World Bank Group is adequately staffed in Comoros?

| | Which of the following best describes your current position? | | | | | | | | | | | | | | | | | | | | | | | | | | | | | | | | |
|--|--|------|------|---------------------------|------|------|------------------------|------|------|----------------|------|------|-------------------|------|------|-------------------------------|------|------|--|------|------|-----|------|------|-------|------|------|--|------|------|-------|------|------|
| | Office of the President/Prime Minister/Minister | | | Office of Parliamentarian | | | Employee of a Ministry | | | PMU/Consultant | | | Island Government | | | Bilateral/Multilateral Agency | | | Private Sector/Financial Sector/Private Bank | | | CSO | | | Media | | | Academia/Research Institute/Think Tank | | | Other | | |
| | N | Mean | SD | N | Mean | SD | N | Mean | SD | N | Mean | SD | N | Mean | SD | N | Mean | SD | N | Mean | SD | N | Mean | SD | N | Mean | SD | N | Mean | SD | | | |
| | | | | | | | | | | | | | | | | | | | | | | | | | | | | | | | | | |
| To what extent do you believe the World Bank Group is adequately staffed in Comoros? | 7 | 4.14 | 3.02 | 2 | 6.00 | 5.66 | 16 | 4.75 | 2.41 | 11 | 4.36 | 2.84 | 8 | 5.25 | 2.60 | 7 | 2.14 | 1.46 | 13 | 3.08 | 2.33 | 17 | 3.29 | 1.83 | 7 | 3.43 | 2.88 | 4 | 5.75 | 3.40 | 7 | 3.71 | 3.04 |

(1-To no degree at all, 10-To a very significant degree)



F. The Future Role of the World Bank Group in Comoros

Which of the following SHOULD the World Bank Group do to make itself of greater value in Comoros? (Choose no more than TWO)

| Percentage of Respondents | Office of the President/Prime Minister/Minister | Office of Parliamentarian | Employee of a Ministry | PMU/Consultant | Island Government | Bilateral/Multilateral Agency | Private Sector/Financial Sector/Private Bank | CSO | Media | Academia/Research Institute/Think Tank | Other |
|--|---|---------------------------|------------------------|----------------|-------------------|-------------------------------|--|-------|-------|--|-------|
| Offer more innovative financial products | 50.0% | 42.9% | 16.7% | 15.4% | 12.5% | 0.0% | 16.7% | 42.9% | 37.5% | 45.5% | 25.0% |
| Ensure greater selectivity in its work | 0.0% | 14.3% | 12.5% | 30.8% | 25.0% | 12.5% | 27.8% | 4.8% | 0.0% | 9.1% | 50.0% |
| Provide more adequate data/knowledge/statistics/figures on Comoros's economy | 12.5% | 14.3% | 16.7% | 23.1% | 12.5% | 25.0% | 5.6% | 19.0% | 0.0% | 9.1% | 12.5% |
| Improve the competitiveness of its financing compared to markets (e.g., cost, timeliness, other terms) | 12.5% | 14.3% | 4.2% | 0.0% | 37.5% | 0.0% | 16.7% | 9.5% | 0.0% | 9.1% | 12.5% |
| Reach out more to groups outside of Government | 37.5% | 57.1% | 33.3% | 30.8% | 25.0% | 12.5% | 50.0% | 42.9% | 75.0% | 36.4% | 12.5% |
| Increase the level of capacity development in the country* | 12.5% | 0.0% | 33.3% | 7.7% | 12.5% | 62.5% | 16.7% | 38.1% | 0.0% | 9.1% | 25.0% |
| Improve the quality of its experts as related to Comoros's specific challenges | 12.5% | 14.3% | 12.5% | 15.4% | 0.0% | 0.0% | 5.6% | 14.3% | 25.0% | 27.3% | 0.0% |
| Offer more innovative knowledge services | 12.5% | 0.0% | 0.0% | 0.0% | 0.0% | 12.5% | 0.0% | 4.8% | 0.0% | 0.0% | 12.5% |
| Collaborate more effectively with Government clients (e.g., national, island)* | 12.5% | 28.6% | 25.0% | 23.1% | 37.5% | 0.0% | 0.0% | 4.8% | 0.0% | 9.1% | 0.0% |
| Work faster | 0.0% | 0.0% | 20.8% | 7.7% | 0.0% | 0.0% | 11.1% | 4.8% | 0.0% | 0.0% | 12.5% |
| Reduce the complexity of obtaining World Bank Group financing | 25.0% | 14.3% | 20.8% | 30.8% | 37.5% | 0.0% | 33.3% | 9.5% | 50.0% | 36.4% | 25.0% |
| Increase the level of World Bank Group staffing in Comoros's office* | 12.5% | 0.0% | 4.2% | 15.4% | 0.0% | 75.0% | 11.1% | 4.8% | 12.5% | 0.0% | 12.5% |
| Other | 0.0% | 0.0% | 0.0% | 0.0% | 0.0% | 0.0% | 0.0% | 0.0% | 0.0% | 9.1% | 0.0% |

*Significantly different between stakeholder groups

When considering the combination of services that the World Bank Group offers in Comoros, and taking into account its limited level of resources, which ONE of the following do you believe the World Bank Group should offer more of in Comoros? (Select only ONE response)

| Percentage of Respondents | Office of the President/Prime Minister/Minister | Office of Parliamentarian | Employee of a Ministry | PMU/Consultant | Island Government | Bilateral/Multilateral Agency | Private Sector/Financial Sector/Private Bank | CSO | Media | Academia/Research Institute/Think Tank | Other |
|--|---|---------------------------|------------------------|----------------|-------------------|-------------------------------|--|-------|-------|--|-------|
| Financial services | 50.0% | 57.1% | 41.7% | 15.4% | 50.0% | 25.0% | 38.9% | 38.1% | 37.5% | 30.0% | 50.0% |
| Knowledge products | 25.0% | 14.3% | 8.3% | 23.1% | 12.5% | 12.5% | 0.0% | 9.5% | 0.0% | 30.0% | 37.5% |
| Convening services | 0.0% | 14.3% | 8.3% | 15.4% | 12.5% | 0.0% | 27.8% | 9.5% | 12.5% | 10.0% | 0.0% |
| None of the above | 0.0% | 0.0% | 0.0% | 0.0% | 12.5% | 0.0% | 5.6% | 4.8% | 0.0% | 0.0% | 0.0% |
| The combination is appropriate for Comoros | 25.0% | 14.3% | 25.0% | 38.5% | 12.5% | 50.0% | 22.2% | 23.8% | 37.5% | 20.0% | 0.0% |
| Don't know | 0.0% | 0.0% | 16.7% | 7.7% | 0.0% | 12.5% | 5.6% | 14.3% | 12.5% | 10.0% | 12.5% |

F. The Future Role of the World Bank Group in Comoros (continued)

Which THREE areas below would benefit most from the World Bank Group playing a leading role among international partners in Comoros? (Choose no more than THREE)

| Percentage of Respondents | Office of the President/Prime Minister/Minister | Office of Parliamentarian | Employee of a Ministry | PMU/Consultant | Island Government | Bilateral/Multilateral Agency | Private Sector/Financial Sector/Private Bank | CSO | Media | Academia/Research Institute/Think Tank | Other |
|---|---|---------------------------|------------------------|----------------|-------------------|-------------------------------|--|-------|-------|--|-------|
| Social cohesion | 37.5% | 0.0% | 25.0% | 15.4% | 25.0% | 0.0% | 16.7% | 19.0% | 0.0% | 18.2% | 25.0% |
| Public financial management | 50.0% | 57.1% | 75.0% | 76.9% | 75.0% | 50.0% | 66.7% | 66.7% | 75.0% | 81.8% | 50.0% |
| Reducing violence | 0.0% | 0.0% | 8.3% | 0.0% | 0.0% | 0.0% | 5.6% | 4.8% | 0.0% | 9.1% | 12.5% |
| Access to justice systems | 37.5% | 28.6% | 29.2% | 30.8% | 12.5% | 25.0% | 16.7% | 28.6% | 37.5% | 18.2% | 37.5% |
| Security mechanisms | 0.0% | 14.3% | 12.5% | 0.0% | 0.0% | 0.0% | 0.0% | 4.8% | 0.0% | 0.0% | 0.0% |
| Conflict resolution mechanisms | 0.0% | 0.0% | 8.3% | 0.0% | 12.5% | 0.0% | 5.6% | 9.5% | 0.0% | 0.0% | 0.0% |
| Access to basic services* | 62.5% | 42.9% | 37.5% | 46.2% | 12.5% | 75.0% | 38.9% | 38.1% | 0.0% | 72.7% | 25.0% |
| Capacity of state institutions | 12.5% | 28.6% | 16.7% | 15.4% | 25.0% | 50.0% | 22.2% | 28.6% | 50.0% | 18.2% | 37.5% |
| Jobs | 75.0% | 85.7% | 37.5% | 46.2% | 75.0% | 37.5% | 66.7% | 47.6% | 75.0% | 63.6% | 62.5% |
| Improving livelihoods | 0.0% | 28.6% | 12.5% | 7.7% | 0.0% | 0.0% | 5.6% | 4.8% | 25.0% | 0.0% | 12.5% |
| Social safety nets | 12.5% | 14.3% | 25.0% | 38.5% | 50.0% | 50.0% | 33.3% | 33.3% | 12.5% | 9.1% | 25.0% |
| Stimulating dialogue to promote peace and stability | 12.5% | 0.0% | 12.5% | 23.1% | 12.5% | 12.5% | 22.2% | 14.3% | 12.5% | 9.1% | 12.5% |

*Significantly different between stakeholder groups

Which THREE areas below would benefit most from other donors in Comoros? (Choose no more than THREE)

| Percentage of Respondents | Office of the President/Prime Minister/Minister | Office of Parliamentarian | Employee of a Ministry | PMU/Consultant | Island Government | Bilateral/Multilateral Agency | Private Sector/Financial Sector/Private Bank | CSO | Media | Academia/Research Institute/Think Tank | Other |
|---|---|---------------------------|------------------------|----------------|-------------------|-------------------------------|--|-------|-------|--|-------|
| Social cohesion | 25.0% | 28.6% | 20.8% | 53.8% | 37.5% | 0.0% | 44.4% | 28.6% | 37.5% | 18.2% | 37.5% |
| Public financial management | 25.0% | 42.9% | 29.2% | 7.7% | 12.5% | 25.0% | 22.2% | 19.0% | 37.5% | 36.4% | 37.5% |
| Reducing violence | 0.0% | 28.6% | 16.7% | 23.1% | 37.5% | 25.0% | 5.6% | 14.3% | 0.0% | 9.1% | 12.5% |
| Access to justice systems* | 37.5% | 0.0% | 25.0% | 7.7% | 25.0% | 62.5% | 27.8% | 9.5% | 25.0% | 63.6% | 50.0% |
| Security mechanisms | 12.5% | 0.0% | 25.0% | 15.4% | 0.0% | 0.0% | 5.6% | 19.0% | 12.5% | 9.1% | 25.0% |
| Conflict resolution mechanisms | 25.0% | 28.6% | 8.3% | 23.1% | 12.5% | 0.0% | 22.2% | 19.0% | 25.0% | 9.1% | 25.0% |
| Access to basic services | 37.5% | 0.0% | 45.8% | 30.8% | 62.5% | 37.5% | 27.8% | 38.1% | 12.5% | 9.1% | 0.0% |
| Capacity of state institutions | 62.5% | 28.6% | 37.5% | 38.5% | 0.0% | 25.0% | 11.1% | 28.6% | 12.5% | 27.3% | 37.5% |
| Jobs | 25.0% | 42.9% | 29.2% | 30.8% | 37.5% | 37.5% | 27.8% | 33.3% | 25.0% | 36.4% | 12.5% |
| Improving livelihoods | 25.0% | 28.6% | 29.2% | 15.4% | 0.0% | 25.0% | 22.2% | 38.1% | 12.5% | 27.3% | 12.5% |
| Social safety nets | 25.0% | 42.9% | 20.8% | 23.1% | 50.0% | 37.5% | 38.9% | 23.8% | 50.0% | 27.3% | 12.5% |
| Stimulating dialogue to promote peace and stability | 0.0% | 28.6% | 12.5% | 30.8% | 25.0% | 25.0% | 33.3% | 28.6% | 37.5% | 18.2% | 37.5% |

*Significantly different between stakeholder groups

**F. The Future Role of the World Bank Group in Comoros (continued)****What should the World Bank Group do to improve collaboration with the UN in the field? (Choose no more than THREE)**

| Percentage of Respondents | Office of the President/Prime Minister/Minister | Office of Parliamentarian | Employee of a Ministry | PMU/Consultant | Island Government | Bilateral/Multilateral Agency | Private Sector/Financial Sector/Private Bank | CSO | Media | Academia/Research Institute/Think Tank | Other |
|--|---|---------------------------|------------------------|----------------|-------------------|-------------------------------|--|-------|-------|--|-------|
| Organize more joint meetings and missions with the UN | 28.6% | 71.4% | 66.7% | 69.2% | 62.5% | 25.0% | 44.4% | 61.9% | 75.0% | 45.5% | 25.0% |
| Collaborate on analysis, assessments and planning, including on rapid assessments on emerging crisis and changing circumstances when both institutions are engaged | 42.9% | 71.4% | 50.0% | 38.5% | 37.5% | 37.5% | 38.9% | 38.1% | 12.5% | 63.6% | 75.0% |
| Develop joint or complementary projects with the UN, leveraging each organization's comparative advantages | 71.4% | 42.9% | 62.5% | 53.8% | 37.5% | 62.5% | 83.3% | 71.4% | 87.5% | 72.7% | 62.5% |
| Develop guidelines, framework and tools to facilitate operational cooperation and cross-financing | 57.1% | 28.6% | 50.0% | 23.1% | 37.5% | 25.0% | 50.0% | 33.3% | 50.0% | 27.3% | 12.5% |
| Share more information about the World Bank Group's activities, products, and knowledge | 28.6% | 28.6% | 25.0% | 53.8% | 25.0% | 37.5% | 44.4% | 57.1% | 37.5% | 27.3% | 50.0% |
| Involve UN experts to a greater degree in World Bank Group activities | 57.1% | 42.9% | 29.2% | 53.8% | 25.0% | 37.5% | 38.9% | 19.0% | 37.5% | 36.4% | 62.5% |
| Other | 0.0% | 0.0% | 4.2% | 0.0% | 0.0% | 12.5% | 0.0% | 0.0% | 0.0% | 9.1% | 0.0% |

G. Communication and Information Sharing**How do you get most of your information about economic and social development issues in Comoros? (Choose no more than TWO)**

| Percentage of Respondents | Office of the President/Prime Minister/Minister | Office of Parliamentarian | Employee of a Ministry | PMU/Consultant | Island Government | Bilateral/Multilateral Agency | Private Sector/Financial Sector/Private Bank | CSO | Media | Academia/Research Institute/Think Tank | Other |
|---------------------------|---|---------------------------|------------------------|----------------|-------------------|-------------------------------|--|-------|-------|--|-------|
| Social media | 37.5% | 0.0% | 12.5% | 30.8% | 25.0% | 28.6% | 33.3% | 20.0% | 37.5% | 10.0% | 12.5% |
| International newspapers | 12.5% | 14.3% | 8.3% | 0.0% | 12.5% | 0.0% | 11.1% | 0.0% | 0.0% | 20.0% | 0.0% |
| Local radio | 37.5% | 28.6% | 25.0% | 0.0% | 50.0% | 0.0% | 27.8% | 30.0% | 25.0% | 20.0% | 12.5% |
| International radio | 0.0% | 0.0% | 12.5% | 15.4% | 0.0% | 0.0% | 16.7% | 5.0% | 0.0% | 0.0% | 0.0% |
| Local television | 25.0% | 57.1% | 25.0% | 0.0% | 50.0% | 0.0% | 27.8% | 30.0% | 25.0% | 30.0% | 12.5% |
| International television | 0.0% | 0.0% | 12.5% | 15.4% | 0.0% | 0.0% | 0.0% | 10.0% | 12.5% | 10.0% | 0.0% |
| Local newspapers | 25.0% | 71.4% | 50.0% | 46.2% | 37.5% | 57.1% | 44.4% | 45.0% | 50.0% | 50.0% | 75.0% |
| Internet | 50.0% | 28.6% | 37.5% | 76.9% | 12.5% | 42.9% | 27.8% | 50.0% | 37.5% | 50.0% | 62.5% |
| Periodicals | 0.0% | 0.0% | 0.0% | 0.0% | 0.0% | 14.3% | 5.6% | 5.0% | 0.0% | 0.0% | 0.0% |
| Other | 12.5% | 0.0% | 12.5% | 15.4% | 0.0% | 42.9% | 5.6% | 5.0% | 12.5% | 0.0% | 0.0% |

**G. Communication and Information Sharing (continued)**

How would you prefer to receive information from the World Bank Group? (Choose no more than TWO)

| Percentage of Respondents | Office of the President/Prime Minister/Minister | Office of Parliamentarian | Employee of a Ministry | PMU/Consultant | Island Government | Bilateral/Multilateral Agency | Private Sector/Financial Sector/Private Bank | CSO | Media | Academia/Research Institute/Think Tank | Other |
|--|---|---------------------------|------------------------|----------------|-------------------|-------------------------------|--|-------|-------|--|-------|
| Direct contact with World Bank Group | 14.3% | 42.9% | 20.8% | 38.5% | 25.0% | 57.1% | 55.6% | 42.9% | 50.0% | 54.5% | 37.5% |
| Mobile phones | 0.0% | 0.0% | 16.7% | 0.0% | 25.0% | 14.3% | 5.6% | 9.5% | 0.0% | 9.1% | 12.5% |
| WBG's seminars/workshops/conferences | 57.1% | 85.7% | 50.0% | 53.8% | 62.5% | 42.9% | 27.8% | 61.9% | 37.5% | 72.7% | 37.5% |
| WBG's publications and other written materials | 28.6% | 42.9% | 20.8% | 30.8% | 0.0% | 28.6% | 33.3% | 23.8% | 25.0% | 27.3% | 12.5% |
| World Bank Group's website | 28.6% | 14.3% | 37.5% | 23.1% | 50.0% | 14.3% | 22.2% | 14.3% | 50.0% | 9.1% | 37.5% |
| Social media | 14.3% | 0.0% | 4.2% | 7.7% | 12.5% | 14.3% | 5.6% | 14.3% | 0.0% | 0.0% | 12.5% |
| e-Newsletters | 57.1% | 14.3% | 45.8% | 46.2% | 12.5% | 28.6% | 38.9% | 28.6% | 37.5% | 27.3% | 50.0% |
| Other | 0.0% | 0.0% | 0.0% | 0.0% | 0.0% | 0.0% | 0.0% | 0.0% | 0.0% | 0.0% | 0.0% |

Are you aware of the World Bank Group's Access to Information Policies under which the WBG discloses any information in its possession that is not a list of exceptions?

| Percentage of Respondents | Office of the President/Prime Minister/Minister | Office of Parliamentarian | Employee of a Ministry | PMU/Consultant | Island Government | Bilateral/Multilateral Agency | Private Sector/Financial Sector/Private Bank | CSO | Media | Academia/Research Institute/Think Tank | Other |
|---------------------------|---|---------------------------|------------------------|----------------|-------------------|-------------------------------|--|-------|-------|--|-------|
| Yes | 50.0% | 28.6% | 26.1% | 46.2% | 12.5% | 0.0% | 12.5% | 23.8% | 25.0% | 9.1% | 25.0% |
| No | 50.0% | 71.4% | 73.9% | 53.8% | 87.5% | 100.0% | 87.5% | 76.2% | 75.0% | 90.9% | 75.0% |

If yes, from which of the following sources did you learn about the World Bank Group's Access to Information Policies? (Select only ONE response)

| Percentage of Respondents | Office of the President/Prime Minister/Minister | Office of Parliamentarian | Employee of a Ministry | PMU/Consultant | Island Government | Bilateral/Multilateral Agency | Private Sector/Financial Sector/Private Bank | CSO | Media | Academia/Research Institute/Think Tank | Other |
|---------------------------------------|---|---------------------------|------------------------|----------------|-------------------|-------------------------------|--|-------|--------|--|-------|
| WBG's seminars/workshops/conferences | 50.0% | 50.0% | 50.0% | 0.0% | 0.0% | 0.0% | 0.0% | 40.0% | 0.0% | 0.0% | 50.0% |
| World Bank Group's website | 25.0% | 50.0% | 33.3% | 50.0% | 0.0% | 0.0% | 100.0% | 20.0% | 100.0% | 0.0% | 50.0% |
| World Bank Group's e-Newsletters | 25.0% | 0.0% | 0.0% | 0.0% | 0.0% | 0.0% | 0.0% | 0.0% | 0.0% | 0.0% | 0.0% |
| News/Media | 0.0% | 0.0% | 0.0% | 0.0% | 0.0% | 0.0% | 0.0% | 40.0% | 0.0% | 0.0% | 0.0% |
| Colleagues/Friends/Peer organizations | 0.0% | 0.0% | 16.7% | 33.3% | 100.0% | 0.0% | 0.0% | 0.0% | 0.0% | 0.0% | 0.0% |
| Other | 0.0% | 0.0% | 0.0% | 16.7% | 0.0% | 0.0% | 0.0% | 0.0% | 0.0% | 0.0% | 0.0% |

Have you requested information from the World Bank Group on its activities in the past year?*

| Percentage of Respondents | Office of the President/Prime Minister/Minister | Office of Parliamentarian | Employee of a Ministry | PMU/Consultant | Island Government | Bilateral/Multilateral Agency | Private Sector/Financial Sector/Private Bank | CSO | Media | Academia/Research Institute/Think Tank | Other |
|---------------------------|---|---------------------------|------------------------|----------------|-------------------|-------------------------------|--|-------|-------|--|-------|
| Yes | 12.5% | 0.0% | 20.8% | 41.7% | 12.5% | 57.1% | 0.0% | 23.8% | 12.5% | 9.1% | 25.0% |
| No | 87.5% | 100.0% | 79.2% | 58.3% | 87.5% | 42.9% | 100.0% | 76.2% | 87.5% | 90.9% | 75.0% |

*Significantly different between stakeholder groups

Were you able to obtain this information?

| Percentage of Respondents | Office of the President/Prime Minister/Minister | Office of Parliamentarian | Employee of a Ministry | PMU/Consultant | Island Government | Bilateral/Multilateral Agency | Private Sector/Financial Sector/Private Bank | CSO | Media | Academia/Research Institute/Think Tank | Other |
|---------------------------|---|---------------------------|------------------------|----------------|-------------------|-------------------------------|--|-------|--------|--|-------|
| Yes | 100.0% | 0.0% | 100.0% | 100.0% | 100.0% | 75.0% | 0.0% | 60.0% | 100.0% | 0.0% | 50.0% |
| No | 0.0% | 0.0% | 0.0% | 0.0% | 0.0% | 25.0% | 0.0% | 40.0% | 0.0% | 100.0% | 50.0% |

G. Communication and Information Sharing (continued)

Do you have access to the Internet?

| Percentage of Respondents | Office of the President/Prime Minister/Minister | Office of Parliamentarian | Employee of a Ministry | PMU/Consultant | Island Government | Bilateral/Multilateral Agency | Private Sector/Financial Sector/Private Bank | CSO | Media | Academia/Research Institute/Think Tank | Other |
|---------------------------|---|---------------------------|------------------------|----------------|-------------------|-------------------------------|--|-------|--------|--|-------|
| Yes | 87.5% | 71.4% | 95.8% | 100.0% | 87.5% | 85.7% | 88.9% | 95.2% | 100.0% | 90.9% | 75.0% |
| No | 12.5% | 28.6% | 4.2% | 0.0% | 12.5% | 14.3% | 11.1% | 4.8% | 0.0% | 9.1% | 25.0% |

Do you use/have used the World Bank Group website?*

| Percentage of Respondents | Office of the President/Prime Minister/Minister | Office of Parliamentarian | Employee of a Ministry | PMU/Consultant | Island Government | Bilateral/Multilateral Agency | Private Sector/Financial Sector/Private Bank | CSO | Media | Academia/Research Institute/Think Tank | Other |
|---------------------------|---|---------------------------|------------------------|----------------|-------------------|-------------------------------|--|-------|-------|--|-------|
| Yes | 37.5% | 0.0% | 50.0% | 84.6% | 37.5% | 57.1% | 33.3% | 28.6% | 25.0% | 36.4% | 37.5% |
| No | 62.5% | 100.0% | 50.0% | 15.4% | 62.5% | 42.9% | 66.7% | 71.4% | 75.0% | 63.6% | 62.5% |

*Significantly different between stakeholder groups

Do you currently consult the World Bank Group social media sites?

| Percentage of Respondents | Office of the President/Prime Minister/Minister | Office of Parliamentarian | Employee of a Ministry | PMU/Consultant | Island Government | Bilateral/Multilateral Agency | Private Sector/Financial Sector/Private Bank | CSO | Media | Academia/Research Institute/Think Tank | Other |
|---------------------------|---|---------------------------|------------------------|----------------|-------------------|-------------------------------|--|-------|-------|--|-------|
| Yes | 12.5% | 0.0% | 37.5% | 46.2% | 25.0% | 28.6% | 22.2% | 28.6% | 37.5% | 18.2% | 25.0% |
| No | 87.5% | 100.0% | 62.5% | 53.8% | 75.0% | 71.4% | 77.8% | 71.4% | 62.5% | 81.8% | 75.0% |

Which Internet connection do you use primarily when visiting a World Bank Group website?

| Percentage of Respondents | Office of the President/Prime Minister/Minister | Office of Parliamentarian | Employee of a Ministry | PMU/Consultant | Island Government | Bilateral/Multilateral Agency | Private Sector/Financial Sector/Private Bank | CSO | Media | Academia/Research Institute/Think Tank | Other |
|---------------------------|---|---------------------------|------------------------|----------------|-------------------|-------------------------------|--|-------|-------|--|--------|
| High speed/Wi-Fi | 100.0% | 100.0% | 72.2% | 91.7% | 100.0% | 100.0% | 75.0% | 76.9% | 80.0% | 71.4% | 100.0% |
| Dial-up | 0.0% | 0.0% | 27.8% | 8.3% | 0.0% | 0.0% | 25.0% | 23.1% | 20.0% | 28.6% | 0.0% |

Please rate how much you agree with the following statements. (1-Strongly disagree, 10-Strongly agree)

| | Which of the following best describes your current position? | | | | | | | | | | | | | | | | | | | | | | | | | | | | | | | | |
|--|--|-------|------|---------------------------|------|------|------------------------|------|------|-----------------|------|------|-------------------|-------|------|--------------------------------|------|------|--|------|------|-----|------|------|-------|------|------|--|------|------|-------|------|-----|
| | Office of the President/Prime Minister/Minister | | | Office of Parliamentarian | | | Employee of a Ministry | | | PMU/ Consultant | | | Island Government | | | Bilateral/ Multilateral Agency | | | Private Sector/ Financial Sector/ Private Bank | | | CSO | | | Media | | | Academia/ Research Institute/ Think Tank | | | Other | | |
| | N | Mean | SD | N | Mean | SD | N | Mean | SD | N | Mean | SD | N | Mean | SD | N | Mean | SD | N | Mean | SD | N | Mean | SD | N | Mean | SD | N | Mean | SD | N | Mean | SD |
| I find the World Bank Group's websites easy to navigate | 2 | 7.50 | 3.54 | 0 | 0 | 0.00 | 10 | 6.00 | 2.11 | 10 | 7.60 | 1.78 | 2 | 10.00 | 0.00 | 5 | 7.20 | 1.30 | 4 | 6.75 | 2.75 | 5 | 5.40 | 1.67 | 2 | 9.00 | 1.41 | 3 | 8.67 | 2.31 | 1 | 7.00 | 0.0 |
| I find the information on the World Bank Group's websites useful | 2 | 8.50 | 2.12 | 0 | 0 | 0.00 | 10 | 6.60 | 2.22 | 10 | 7.60 | 1.71 | 2 | 10.00 | 0.00 | 5 | 7.00 | 1.41 | 5 | 6.20 | 2.05 | 5 | 6.00 | 1.22 | 2 | 9.50 | 0.71 | 4 | 8.75 | 1.26 | 1 | 6.00 | 0.0 |
| The World Bank Group's social media channels are valuable sources of information about the institution | 1 | 10.00 | 0.00 | 2 | 9.00 | 1.41 | 14 | 6.86 | 2.25 | 8 | 7.13 | 1.73 | 4 | 8.00 | 2.45 | 2 | 4.50 | 0.71 | 4 | 6.00 | 3.37 | 8 | 7.50 | 2.62 | 4 | 9.75 | 0.50 | 5 | 7.20 | 1.92 | 1 | 7.00 | 0.0 |
| When I need information from the World Bank Group I know how to find it | 4 | 5.50 | 3.32 | 4 | 4.75 | 3.86 | 15 | 6.93 | 2.49 | 11 | 6.00 | 2.61 | 4 | 6.00 | 4.08 | 5 | 7.80 | 1.92 | 7 | 5.00 | 3.42 | 10 | 4.30 | 2.83 | 5 | 6.60 | 2.88 | 5 | 4.20 | 3.56 | 4 | 6.00 | 2.9 |
| The World Bank Group is responsive to my information requests and inquiries | 2 | 8.00 | 0.00 | 0 | 0 | 0.00 | 13 | 6.15 | 2.44 | 10 | 6.40 | 2.76 | 4 | 3.50 | 3.11 | 3 | 7.67 | 1.53 | 6 | 3.83 | 3.06 | 6 | 5.00 | 3.16 | 3 | 4.67 | 3.51 | 1 | 2.00 | 0 | 3 | 6.00 | 3.0 |



H. Background Information

Currently, do you professionally collaborate/work with the World Bank Group (IDA, IFC, or MIGA) in your country?* (Select only ONE response)

| Percentage of Respondents | Office of the President/Prime Minister/Minister | Office of Parliamentarian | Employee of a Ministry | PMU/Consultant | Island Government | Bilateral/Multilateral Agency | Private Sector/Financial Sector/Private Bank | CSO | Media | Academia/Research Institute/Think Tank | Other |
|---------------------------|---|---------------------------|------------------------|----------------|-------------------|-------------------------------|--|-------|--------|--|-------|
| Yes | 50.0% | 16.7% | 39.1% | 69.2% | 28.6% | 100.0% | 27.8% | 14.3% | 0.0% | 9.1% | 50.0% |
| No | 50.0% | 83.3% | 60.9% | 30.8% | 71.4% | 0.0% | 72.2% | 85.7% | 100.0% | 90.9% | 50.0% |

*Significantly different between stakeholder groups

Which of the following agencies of the World Bank Group do you primarily engage with in Comoros? (Select only ONE response)

| Percentage of Respondents | Office of the President/Prime Minister/Minister | Office of Parliamentarian | Employee of a Ministry | PMU/Consultant | Island Government | Bilateral/Multilateral Agency | Private Sector/Financial Sector/Private Bank | CSO | Media | Academia/Research Institute/Think Tank | Other |
|---------------------------|---|---------------------------|------------------------|----------------|-------------------|-------------------------------|--|-------|-------|--|-------|
| The World Bank (IDA) | 83.3% | 100.0% | 78.6% | 72.7% | 66.7% | 100.0% | 42.9% | 66.7% | 50.0% | 33.3% | 83.3% |
| IFC | 16.7% | 0.0% | 7.1% | 9.1% | 33.3% | 0.0% | 42.9% | 0.0% | 0.0% | 0.0% | 0.0% |
| MIGA | 0.0% | 0.0% | 0.0% | 0.0% | 0.0% | 0.0% | 14.3% | 0.0% | 0.0% | 0.0% | 0.0% |
| Other | 0.0% | 0.0% | 14.3% | 18.2% | 0.0% | 0.0% | 0.0% | 33.3% | 50.0% | 66.7% | 16.7% |

Do your projects involve both the World Bank and the IFC?

| Percentage of Respondents | Office of the President/Prime Minister/Minister | Office of Parliamentarian | Employee of a Ministry | PMU/Consultant | Island Government | Bilateral/Multilateral Agency | Private Sector/Financial Sector/Private Bank | CSO | Media | Academia/Research Institute/Think Tank | Other |
|---------------------------|---|---------------------------|------------------------|----------------|-------------------|-------------------------------|--|-------|--------|--|-------|
| Yes | 20.0% | 16.7% | 39.1% | 33.3% | 37.5% | 14.3% | 22.2% | 4.8% | 0.0% | 0.0% | 12.5% |
| No | 80.0% | 83.3% | 60.9% | 66.7% | 62.5% | 85.7% | 77.8% | 95.2% | 100.0% | 100.0% | 87.5% |

If yes, what was your view of how the two institutions work together in Comoros? (Select only ONE response)

| Percentage of Respondents | Office of the President/Prime Minister/Minister | Office of Parliamentarian | Employee of a Ministry | PMU/Consultant | Island Government | Bilateral/Multilateral Agency | Private Sector/Financial Sector/Private Bank | CSO | Media | Academia/Research Institute/Think Tank | Other |
|--|---|---------------------------|------------------------|----------------|-------------------|-------------------------------|--|--------|-------|--|--------|
| The two institutions work well together | 0.0% | 0.0% | 22.2% | 25.0% | 33.3% | 0.0% | 75.0% | 0.0% | 0.0% | 0.0% | 0.0% |
| The way the two institutions work together needs improvement | 100.0% | 0.0% | 33.3% | 50.0% | 33.3% | 0.0% | 25.0% | 100.0% | 0.0% | 0.0% | 0.0% |
| The two institutions do not work well together | 0.0% | 0.0% | 0.0% | 25.0% | 0.0% | 0.0% | 0.0% | 0.0% | 0.0% | 0.0% | 100.0% |
| Don't know | 0.0% | 100.0% | 44.4% | 0.0% | 33.3% | 100.0% | 0.0% | 0.0% | 0.0% | 0.0% | 0.0% |

**H. Background Information (continued)**

Which of the following describes most of your exposure to the World Bank Group in Comoros? (Choose no more than TWO)

| Percentage of Respondents | Office of the President/Prime Minister/Minister | Office of Parliamentarian | Employee of a Ministry | PMU/Consultant | Island Government | Bilateral/Multilateral Agency | Private Sector/Financial Sector/Private Bank | CSO | Media | Academia/Research Institute/Think Tank | Other |
|--|---|---------------------------|------------------------|----------------|-------------------|-------------------------------|--|-------|-------|--|-------|
| Observer | 25.0% | 57.1% | 25.0% | 23.1% | 50.0% | 12.5% | 50.0% | 58.8% | 57.1% | 50.0% | 28.6% |
| Use World Bank Group reports/data | 25.0% | 42.9% | 16.7% | 30.8% | 62.5% | 25.0% | 16.7% | 23.5% | 42.9% | 50.0% | 57.1% |
| Engage in World Bank Group related/sponsored events/activities | 50.0% | 57.1% | 37.5% | 23.1% | 0.0% | 25.0% | 22.2% | 29.4% | 14.3% | 10.0% | 28.6% |
| Collaborate as part of my professional duties* | 50.0% | 0.0% | 58.3% | 69.2% | 37.5% | 87.5% | 27.8% | 17.6% | 14.3% | 10.0% | 28.6% |
| Use World Bank Group website for information, data, research, etc. | 0.0% | 0.0% | 8.3% | 30.8% | 12.5% | 0.0% | 16.7% | 5.9% | 28.6% | 20.0% | 14.3% |

*Significantly different between stakeholder groups

What's your gender?

| Percentage of Respondents | Office of the President/Prime Minister/Minister | Office of Parliamentarian | Employee of a Ministry | PMU/Consultant | Island Government | Bilateral/Multilateral Agency | Private Sector/Financial Sector/Private Bank | CSO | Media | Academia/Research Institute/Think Tank | Other |
|---------------------------|---|---------------------------|------------------------|----------------|-------------------|-------------------------------|--|-------|-------|--|--------|
| Female | 12.5% | 0.0% | 16.7% | 15.4% | 25.0% | 12.5% | 22.2% | 33.3% | 12.5% | 9.1% | 0.0% |
| Male | 87.5% | 100.0% | 83.3% | 84.6% | 75.0% | 87.5% | 77.8% | 66.7% | 87.5% | 90.9% | 100.0% |



Appendix C: Responses to Indicator Questions by Geographic Locations¹⁷

● Moroni N=79 ● Other Grande Comore N=15 ● Moheli N=14 ● Anjouan N=26

B. Overall Attitudes toward the World Bank Group

| | Which best represents your geographic location? | | | | | | | | | | | |
|--|---|------|------|---------------------|------|------|--------|------|------|---------|------|------|
| | Moroni | | | Other Grande Comore | | | Moheli | | | Anjouan | | |
| | N | Mean | SD | N | Mean | SD | N | Mean | SD | N | Mean | SD |
| Overall, please rate your impression of the World Bank Group's effectiveness in Comoros. | 65 | 5.35 | 2.23 | 14 | 5.93 | 2.43 | 14 | 5.93 | 2.23 | 20 | 4.95 | 2.11 |

(1-Not effective at all, 10-Very effective)

To what extent do you agree with the following statements about the World Bank Group's work in Comoros?

(1-Strongly disagree, 10-Strongly agree)

| | Which best represents your geographic location? | | | | | | | | | | | |
|--|---|------|------|---------------------|------|------|--------|------|------|---------|------|------|
| | Moroni | | | Other Grande Comore | | | Moheli | | | Anjouan | | |
| | N | Mean | SD | N | Mean | SD | N | Mean | SD | N | Mean | SD |
| Overall the World Bank Group currently plays a relevant role in development in Comoros | 77 | 6.23 | 2.22 | 14 | 6.93 | 3.08 | 12 | 7.25 | 2.56 | 22 | 6.05 | 2.21 |
| The World Bank Group's work is aligned with what I consider the development priorities for Comoros | 72 | 5.53 | 2.31 | 13 | 5.85 | 3.24 | 12 | 6.50 | 2.94 | 21 | 4.57 | 2.64 |

To what extent is the World Bank Group an effective development partner in Comoros, in terms of each of the following?

(1-To no degree at all, 10-To a very significant degree)

| | Which best represents your geographic location? | | | | | | | | | | | |
|---|---|------|------|---------------------|------|------|--------|------|------|---------|------|------|
| | Moroni | | | Other Grande Comore | | | Moheli | | | Anjouan | | |
| | N | Mean | SD | N | Mean | SD | N | Mean | SD | N | Mean | SD |
| Responsiveness to needs* | 61 | 4.98 | 1.96 | 14 | 5.29 | 2.13 | 11 | 6.36 | 2.98 | 19 | 3.63 | 1.80 |
| Flexibility (in terms of the institution's products and services) | 57 | 5.26 | 2.05 | 12 | 5.92 | 2.07 | 10 | 5.00 | 1.56 | 19 | 4.63 | 2.17 |
| Flexibility (in terms of changing country circumstances) | 54 | 5.30 | 2.11 | 14 | 6.29 | 1.94 | 11 | 5.64 | 2.38 | 22 | 4.86 | 2.29 |
| Being inclusive | 51 | 4.96 | 2.05 | 11 | 5.55 | 2.77 | 4 | 5.50 | 2.38 | 14 | 5.43 | 1.79 |
| Openness (sharing data and other information)* | 62 | 5.85 | 2.25 | 10 | 8.10 | 1.52 | 10 | 6.70 | 2.71 | 22 | 5.50 | 2.56 |
| Collaboration with the Government* | 67 | 7.25 | 1.99 | 14 | 7.71 | 1.94 | 12 | 8.33 | 2.15 | 23 | 6.17 | 2.72 |
| The speed in which it gets things accomplished on the ground* | 60 | 5.13 | 2.14 | 11 | 7.09 | 1.81 | 7 | 6.00 | 3.65 | 21 | 4.10 | 1.87 |
| Ease of access to the people at the World Bank Group who are making decisions important to my work* | 64 | 4.94 | 2.49 | 12 | 6.58 | 2.71 | 11 | 4.27 | 2.94 | 21 | 3.76 | 2.26 |
| Collaboration with civil society* | 68 | 4.78 | 2.11 | 13 | 6.54 | 2.57 | 11 | 4.18 | 2.60 | 24 | 4.50 | 2.27 |
| Collaboration with the UN | 49 | 6.88 | 2.18 | 11 | 8.18 | 1.47 | 6 | 8.17 | 1.17 | 19 | 6.32 | 2.94 |
| Staff accessibility | 62 | 5.45 | 2.35 | 11 | 7.18 | 1.33 | 8 | 4.75 | 2.96 | 19 | 5.42 | 2.52 |
| Collaboration with other donors and development partners | 56 | 6.38 | 2.04 | 13 | 6.92 | 2.36 | 10 | 7.70 | 2.31 | 18 | 7.06 | 2.15 |
| Collaboration with the private sector | 61 | 5.15 | 2.02 | 13 | 5.62 | 2.50 | 10 | 5.80 | 3.05 | 21 | 5.24 | 2.10 |
| Straightforwardness and honesty | 55 | 6.09 | 2.07 | 10 | 7.10 | 2.96 | 8 | 7.25 | 2.55 | 18 | 7.00 | 2.43 |
| Treating clients and stakeholders in Comoros with respect | 63 | 7.05 | 2.03 | 13 | 7.23 | 2.24 | 10 | 7.10 | 3.25 | 21 | 7.10 | 2.74 |
| Being a long-term partner* | 68 | 7.50 | 2.05 | 12 | 8.58 | 1.16 | 10 | 8.30 | 2.71 | 23 | 6.48 | 2.63 |

*Significantly different between stakeholder groups

¹⁷ All 134 respondents provided information about their geographic location. All respondents were included in the analysis presented in this appendix.

**C. World Bank Group's Effectiveness and Results**

| | Which best represents your geographic location? | | | | | | | | | | | |
|--|---|------|------|---------------------|------|------|--------|------|------|---------|------|------|
| | Moroni | | | Other Grande Comore | | | Moheli | | | Anjouan | | |
| | N | Mean | SD | N | Mean | SD | N | Mean | SD | N | Mean | SD |
| To what extent does the World Bank Group's work help to achieve development results in Comoros?* | 68 | 5.84 | 2.00 | 13 | 5.54 | 1.66 | 13 | 7.92 | 2.10 | 18 | 6.22 | 1.99 |

(1-To no degree at all, 10-To a very significant degree) *Significantly different between stakeholder groups

| | Which best represents your geographic location? | | | | | | | | | | | |
|--|---|------|------|---------------------|------|------|--------|------|------|---------|------|------|
| | Moroni | | | Other Grande Comore | | | Moheli | | | Anjouan | | |
| | N | Mean | SD | N | Mean | SD | N | Mean | SD | N | Mean | SD |
| To what extent does the World Bank Group help to build/strengthen existing country systems in Comoros? | 63 | 5.89 | 2.08 | 13 | 6.23 | 2.39 | 11 | 7.00 | 2.32 | 19 | 6.84 | 2.17 |

(1-To no degree at all, 10-To a very significant degree)

To what extent do you agree with the following statements about the World Bank Group in Comoros?

(1-Strongly disagree, 10-Strongly agree)

| | Which best represents your geographic location? | | | | | | | | | | | |
|--|---|------|------|---------------------|------|------|--------|------|------|---------|------|------|
| | Moroni | | | Other Grande Comore | | | Moheli | | | Anjouan | | |
| | N | Mean | SD | N | Mean | SD | N | Mean | SD | N | Mean | SD |
| The World Bank Group's financial instruments meet the needs of Comoros | 66 | 5.21 | 2.12 | 12 | 5.83 | 1.95 | 10 | 6.10 | 2.42 | 18 | 5.50 | 2.28 |
| The World Bank Group meets Comoros's needs for knowledge services | 65 | 5.46 | 2.19 | 13 | 6.00 | 2.68 | 9 | 6.67 | 2.35 | 21 | 5.43 | 2.73 |

D. The World Bank Group's Knowledge Work and Activities

In Comoros, to what extent do you believe that the World Bank Group's knowledge work and activities: (1-To no degree at all, 10-To a very significant degree)

| | Which best represents your geographic location? | | | | | | | | | | | |
|--|---|------|------|---------------------|------|------|--------|------|------|---------|------|------|
| | Moroni | | | Other Grande Comore | | | Moheli | | | Anjouan | | |
| | N | Mean | SD | N | Mean | SD | N | Mean | SD | N | Mean | SD |
| Are adaptable to Comoros's specific development challenges and country circumstances | 64 | 5.19 | 2.36 | 11 | 5.00 | 2.19 | 9 | 6.56 | 2.30 | 22 | 4.23 | 2.62 |

| | Which best represents your geographic location? | | | | | | | | | | | |
|--|---|------|------|---------------------|------|------|--------|------|------|---------|------|------|
| | Moroni | | | Other Grande Comore | | | Moheli | | | Anjouan | | |
| | N | Mean | SD | N | Mean | SD | N | Mean | SD | N | Mean | SD |
| Overall, how significant a contribution do you believe the World Bank Group's knowledge work and activities make to development results in your country? | 72 | 6.44 | 2.22 | 12 | 7.25 | 2.09 | 12 | 6.83 | 2.62 | 20 | 6.35 | 2.87 |
| Overall, how would you rate the technical quality of the World Bank Group's knowledge work and activities? | 66 | 6.56 | 2.06 | 12 | 6.67 | 2.61 | 10 | 7.60 | 1.78 | 20 | 6.05 | 2.21 |

(1-Not significant at all, 10-Very significant; 1-Very low technical quality, 10-Very high technical quality)

**E. Working with the World Bank Group**

To what extent do you agree/disagree with the following statements? (1-Strongly disagree, 10-Strongly agree)

| | Which best represents your geographic location? | | | | | | | | | | | |
|--|---|------|------|---------------------|------|------|--------|------|------|---------|------|------|
| | Moroni | | | Other Grande Comore | | | Moheli | | | Anjouan | | |
| | N | Mean | SD | N | Mean | SD | N | Mean | SD | N | Mean | SD |
| The World Bank Group takes decisions quickly in Comoros | 60 | 4.70 | 2.28 | 8 | 5.38 | 3.29 | 10 | 4.80 | 3.26 | 20 | 3.60 | 1.88 |
| Where country systems are adequate, the World Bank Group makes appropriate use of them | 51 | 6.35 | 2.30 | 12 | 7.00 | 2.70 | 12 | 7.92 | 2.15 | 17 | 6.53 | 2.12 |



Appendix D: Responses to Selected Questions by Level of Collaboration with the World Bank Group¹⁸

Note that this appendix presents comparative analysis of the data from those respondents who collaborate with the WBG vs. those respondents who do not collaborate with the WBG and covers the following selected questions from the FY16 Comoros COS questionnaire: All 10-point scale questions and question B4 “When thinking about how the World Bank Group can have the most impact on development results in Comoros, in which sectoral areas do you believe the World Bank Group should focus most of its resources in Comoros?”

Collaborating with the WBG N=46 ● Not collaborating with the WBG N=85

B. Overall Attitudes toward the World Bank Group

| | Collaborating with the WBG | | | Not collaborating with the WBG | | |
|---|----------------------------|------|------|--------------------------------|------|------|
| | N | Mean | SD | N | Mean | SD |
| How familiar are you with the work of the World Bank Group in Comoros?* | 45 | 6.31 | 2.11 | 85 | 4.40 | 2.33 |

(1-Not familiar at all, 10-Extremely familiar) *Significantly different between collaborators and non-collaborators

| | Collaborating with the WBG | | | Not collaborating with the WBG | | |
|--|----------------------------|------|------|--------------------------------|------|------|
| | N | Mean | SD | N | Mean | SD |
| Overall, please rate your impression of the World Bank Group's effectiveness in Comoros* | 43 | 6.56 | 2.03 | 67 | 4.63 | 2.03 |

(1-Not effective at all, 10-Very effective) *Significantly different between collaborators and non-collaborators

| | Collaborating with the WBG | | | Not collaborating with the WBG | | |
|---|----------------------------|------|------|--------------------------------|------|------|
| | N | Mean | SD | N | Mean | SD |
| To what extent do you believe the World Bank Group's staff is well prepared to help Comoros solve its most complicated development challenges?* | 38 | 6.34 | 1.86 | 67 | 5.16 | 2.45 |

(1-To no degree at all, 10-To a very significant degree) *Significantly different between collaborators and non-collaborators

¹⁸ Only 131 respondents provided the information about their levels of collaboration with the World Bank Group (question H3 in the questionnaire). Thus only these respondents were included in the analysis presented in this appendix.

**B. Overall Attitudes toward the World Bank Group (continued)**

When thinking about how the World Bank Group can have the most impact on development results in Comoros, in which sectoral areas do you believe the World Bank Group should focus most of its resources (financial and knowledge services) in Comoros? (Choose no more than THREE)

| Percentage of Respondents (Responses combined) | Collaborating with the WBG | Not collaborating with the WBG |
|---|-------------------------------|-----------------------------------|
| Health | 13.3% | 28.2% |
| Peace and security/stabilization/reconstruction | 2.2% | 7.1% |
| Crime and violence | 0.0% | 0.0% |
| Transport | 6.7% | 17.6% |
| Agricultural development | 33.3% | 29.4% |
| Global/regional integration | 2.2% | 1.2% |
| Job creation/employment | 22.2% | 30.6% |
| Public sector governance/reform | 33.3% | 25.9% |
| Social protection* | 11.1% | 1.2% |
| Rural development | 4.4% | 8.2% |
| Foreign direct investment | 2.2% | 4.7% |
| Education | 11.1% | 11.8% |
| Energy/electricity* | 64.4% | 40.0% |
| Social cohesion | 2.2% | 2.4% |
| Gender equity | 2.2% | 0.0% |
| Financial markets | 0.0% | 2.4% |
| Urban development | 4.4% | 1.2% |
| Environmental sustainability | 0.0% | 3.5% |
| Economic growth | 11.1% | 10.6% |
| Regional conflict and tensions | 0.0% | 0.0% |
| Private sector development | 20.0% | 10.6% |
| Water and sanitation | 6.7% | 10.6% |
| Food security | 2.2% | 2.4% |
| Climate change | 2.2% | 2.4% |
| Information and communications technology* | 11.1% | 1.2% |
| Trade and exports | 0.0% | 1.2% |
| Equality of opportunity | 2.2% | 1.2% |
| Law and justice | 4.4% | 7.1% |
| Local governance and institutions | 4.4% | 2.4% |
| Regulatory framework | 0.0% | 1.2% |
| Communicable/non-communicable diseases | 0.0% | 0.0% |
| Natural resource management | 2.2% | 0.0% |
| Poverty reduction | 4.4% | 12.9% |
| Anti-corruption | 8.9% | 18.8% |
| Disaster management | 0.0% | 2.4% |

*Significantly different between collaborators and non-collaborators

**B. Overall Attitudes toward the World Bank Group (continued)**

To what extent do you agree with the following statements about the World Bank Group's work in Comoros?

(1-Strongly disagree, 10-Strongly agree)

| | Collaborating with the WBG | | | Not collaborating with the WBG | | |
|---|----------------------------|------|------|--------------------------------|------|------|
| | N | Mean | SD | N | Mean | SD |
| Overall the World Bank Group currently plays a relevant role in development in Comoros* | 44 | 7.52 | 2.01 | 78 | 5.67 | 2.25 |
| The World Bank Group's work is aligned with what I consider the development priorities for Comoros* | 43 | 6.67 | 2.30 | 73 | 4.77 | 2.42 |

*Significantly different between collaborators and non-collaborators

To what extent is the World Bank Group an effective development partner in Comoros, in terms of each of the following?

(1-To no degree at all, 10-To a very significant degree)

| | Collaborating with the WBG | | | Not collaborating with the WBG | | |
|---|----------------------------|------|------|--------------------------------|------|------|
| | N | Mean | SD | N | Mean | SD |
| Responsiveness to needs* | 38 | 5.58 | 2.02 | 65 | 4.51 | 2.18 |
| Flexibility (in terms of the institution's products and services)* | 35 | 5.80 | 2.01 | 61 | 4.85 | 2.01 |
| Flexibility (in terms of changing country circumstances) | 38 | 5.71 | 2.22 | 62 | 5.18 | 2.15 |
| Being inclusive | 29 | 5.17 | 2.07 | 49 | 5.08 | 2.15 |
| Openness (sharing data and other information)* | 36 | 6.94 | 2.41 | 67 | 5.64 | 2.27 |
| Collaboration with the Government* | 42 | 8.07 | 1.79 | 71 | 6.75 | 2.30 |
| The speed in which it gets things accomplished on the ground* | 37 | 6.08 | 2.19 | 59 | 4.59 | 2.20 |
| Ease of access to the people at the World Bank Group who are making decisions important to my work* | 36 | 6.06 | 2.39 | 70 | 4.13 | 2.47 |
| Collaboration with civil society* | 39 | 5.69 | 2.28 | 74 | 4.31 | 2.13 |
| Collaboration with the UN* | 30 | 7.73 | 1.62 | 53 | 6.57 | 2.53 |
| Staff accessibility* | 37 | 6.81 | 2.01 | 60 | 4.80 | 2.31 |
| Collaboration with other donors and development partners | 36 | 7.14 | 1.91 | 58 | 6.45 | 2.27 |
| Collaboration with the private sector | 34 | 5.68 | 2.13 | 70 | 5.13 | 2.21 |
| Straightforwardness and honesty* | 36 | 7.08 | 2.21 | 54 | 6.04 | 2.28 |
| Treating clients and stakeholders in Comoros with respect | 40 | 7.58 | 2.17 | 65 | 6.74 | 2.34 |
| Being a long-term partner | 41 | 7.73 | 1.92 | 70 | 7.26 | 2.38 |

*Significantly different between collaborators and non-collaborators

**C. World Bank Group's Effectiveness and Results**

In your opinion, how IMPORTANT is it for the World Bank Group to be involved in the following areas of development in Comoros? (1-Not important at all, 10-Very important)

| | Collaborating with the WBG | | | Not collaborating with the WBG | | |
|---|----------------------------|------|------|--------------------------------|------|------|
| | N | Mean | SD | N | Mean | SD |
| Crime and violence | 31 | 4.68 | 3.32 | 71 | 5.23 | 3.02 |
| Financial markets | 32 | 6.25 | 2.82 | 68 | 6.25 | 2.90 |
| Transport | 38 | 8.24 | 2.10 | 78 | 8.56 | 1.90 |
| Anti corruption* | 42 | 9.17 | 0.99 | 77 | 8.21 | 2.43 |
| Regional conflict and tensions | 33 | 4.76 | 2.50 | 68 | 5.66 | 2.94 |
| Law and justice | 39 | 8.72 | 1.50 | 79 | 7.96 | 2.49 |
| Urban development | 39 | 7.36 | 1.90 | 77 | 7.30 | 2.55 |
| Environmental sustainability | 41 | 7.93 | 1.74 | 74 | 7.84 | 2.40 |
| Trade and exports | 36 | 6.42 | 2.31 | 76 | 7.04 | 2.61 |
| Information and communications technology | 40 | 7.98 | 1.87 | 78 | 7.82 | 2.37 |
| Poverty reduction | 43 | 9.00 | 1.40 | 81 | 8.68 | 1.78 |
| Gender equity | 40 | 6.25 | 2.22 | 72 | 5.82 | 2.74 |
| Private sector development | 44 | 8.57 | 1.30 | 76 | 8.29 | 2.03 |
| Foreign direct investment | 38 | 7.71 | 2.12 | 69 | 7.16 | 2.35 |
| Local governance and institutions | 39 | 7.95 | 2.01 | 77 | 7.30 | 2.09 |
| Water and sanitation | 41 | 8.56 | 2.07 | 79 | 8.47 | 1.99 |
| Regulatory framework | 38 | 7.24 | 2.26 | 70 | 6.94 | 2.28 |
| Economic growth | 43 | 8.47 | 1.99 | 76 | 8.38 | 1.85 |
| Energy/electricity | 43 | 9.35 | 1.27 | 80 | 8.95 | 2.02 |
| Disaster management | 37 | 7.08 | 2.11 | 75 | 7.17 | 2.37 |
| Public sector governance/reform | 44 | 8.61 | 1.63 | 80 | 8.13 | 2.32 |
| Job creation/employment | 41 | 8.68 | 1.69 | 81 | 8.58 | 2.03 |
| Social cohesion | 35 | 6.51 | 2.50 | 69 | 6.75 | 2.48 |
| Communicable/non-communicable diseases | 39 | 6.46 | 2.43 | 75 | 6.61 | 2.57 |
| Equality of opportunity | 41 | 6.20 | 2.38 | 73 | 6.68 | 2.61 |
| Social protection | 41 | 6.71 | 2.80 | 74 | 7.14 | 2.53 |
| Rural development | 41 | 8.12 | 1.65 | 81 | 8.12 | 2.01 |
| Global/regional integration | 34 | 6.76 | 1.95 | 72 | 6.96 | 2.43 |
| Food security | 41 | 7.80 | 1.82 | 77 | 7.65 | 2.25 |
| Natural resource management | 40 | 7.80 | 2.43 | 71 | 6.76 | 2.85 |
| Peace and security/stabilization/reconstruction | 38 | 7.13 | 2.50 | 77 | 7.18 | 2.50 |
| Health | 42 | 8.26 | 1.96 | 79 | 8.28 | 2.15 |
| Climate change | 41 | 7.71 | 1.97 | 80 | 7.80 | 2.35 |
| Agricultural development | 43 | 8.47 | 1.55 | 80 | 8.55 | 1.95 |
| Education | 45 | 8.73 | 1.50 | 84 | 8.87 | 1.75 |

*Significantly different between collaborators and non-collaborators

**C. World Bank Group's Effectiveness and Results (continued)**

How EFFECTIVE do you believe the World Bank Group is in terms of the work it does in the following areas of development in Comoros? (1-Not effective at all, 10-Very effective)

| | Collaborating with the WBG | | | Not collaborating with the WBG | | |
|---|----------------------------|------|------|--------------------------------|------|------|
| | N | Mean | SD | N | Mean | SD |
| Gender equity | 22 | 4.68 | 2.51 | 44 | 4.43 | 2.56 |
| Information and communications technology* | 31 | 6.42 | 2.26 | 51 | 5.02 | 2.65 |
| Transport | 23 | 4.43 | 2.00 | 50 | 4.96 | 2.89 |
| Crime and violence | 18 | 3.72 | 2.19 | 41 | 4.29 | 2.34 |
| Regional conflict and tensions | 18 | 3.83 | 2.26 | 38 | 4.47 | 2.54 |
| Law and justice | 24 | 4.58 | 2.26 | 45 | 4.78 | 2.64 |
| Urban development | 22 | 4.73 | 2.60 | 50 | 5.34 | 2.64 |
| Environmental sustainability | 27 | 5.59 | 2.55 | 52 | 5.35 | 2.36 |
| Regulatory framework | 29 | 6.41 | 2.16 | 45 | 5.96 | 2.41 |
| Communicable/non-communicable diseases | 20 | 5.10 | 2.47 | 51 | 5.20 | 2.55 |
| Poverty reduction* | 39 | 6.36 | 2.42 | 70 | 4.91 | 2.35 |
| Anti corruption | 33 | 5.36 | 2.50 | 58 | 4.33 | 2.76 |
| Private sector development | 33 | 4.97 | 2.20 | 59 | 4.37 | 2.34 |
| Foreign direct investment | 25 | 4.28 | 1.90 | 45 | 4.64 | 2.47 |
| Water and sanitation | 30 | 4.90 | 2.72 | 57 | 4.75 | 2.79 |
| Trade and exports | 24 | 4.21 | 2.23 | 47 | 4.17 | 2.52 |
| Economic growth* | 34 | 6.12 | 2.04 | 58 | 5.09 | 2.43 |
| Health | 25 | 5.00 | 2.36 | 60 | 5.45 | 2.57 |
| Disaster management | 23 | 5.04 | 2.23 | 44 | 4.77 | 2.57 |
| Public sector governance/reform* | 37 | 7.41 | 1.69 | 61 | 5.56 | 2.62 |
| Job creation/employment | 30 | 4.27 | 2.20 | 58 | 3.88 | 2.63 |
| Social cohesion | 21 | 4.81 | 1.99 | 49 | 4.57 | 2.42 |
| Financial markets* | 21 | 5.57 | 2.06 | 40 | 4.15 | 2.12 |
| Equality of opportunity | 20 | 4.95 | 2.04 | 46 | 4.28 | 2.32 |
| Energy/electricity* | 34 | 5.29 | 2.30 | 67 | 4.07 | 2.92 |
| Rural development | 27 | 5.15 | 2.35 | 61 | 4.39 | 2.58 |
| Global/regional integration | 18 | 5.56 | 2.20 | 42 | 5.50 | 2.43 |
| Food security | 27 | 5.59 | 2.29 | 54 | 4.50 | 2.68 |
| Education | 27 | 5.59 | 2.17 | 62 | 5.10 | 2.69 |
| Peace and security/stabilization/reconstruction | 20 | 5.20 | 2.53 | 50 | 4.98 | 2.44 |
| Social protection | 20 | 5.15 | 2.54 | 51 | 4.04 | 2.44 |
| Climate change | 27 | 5.89 | 2.72 | 50 | 5.08 | 2.65 |
| Agricultural development | 28 | 5.43 | 2.59 | 57 | 4.56 | 2.88 |
| Natural resource management | 23 | 3.91 | 2.15 | 48 | 3.90 | 2.50 |

*Significantly different between collaborators and non-collaborators

**C. World Bank Group's Effectiveness and Results (continued)**

| | Collaborating with the WBG | | | Not collaborating with the WBG | | |
|---|----------------------------|------|------|--------------------------------|------|------|
| | N | Mean | SD | N | Mean | SD |
| To what extent does the World Bank Group's work help to achieve development results in Comoros? | 41 | 6.54 | 1.75 | 68 | 5.79 | 2.22 |

(1-To no degree at all, 10-To a very significant degree)

| | Collaborating with the WBG | | | Not collaborating with the WBG | | |
|---|----------------------------|------|------|--------------------------------|------|------|
| | N | Mean | SD | N | Mean | SD |
| To what extent does the World Bank Group help to build/strengthen existing country systems in Comoros?* | 43 | 7.02 | 2.01 | 61 | 5.66 | 2.16 |

(1-To no degree at all, 10-To a very significant degree) *Significantly different between collaborators and non-collaborators

To what extent do you agree with the following statements about the World Bank Group in Comoros?

(1-Strongly disagree, 10-Strongly agree)

| | Collaborating with the WBG | | | Not collaborating with the WBG | | |
|---|----------------------------|------|------|--------------------------------|------|------|
| | N | Mean | SD | N | Mean | SD |
| The World Bank Group's financial instruments meet the needs of Comoros* | 39 | 6.23 | 1.91 | 65 | 4.98 | 2.17 |
| The World Bank Group meets Comoros's needs for knowledge services | 40 | 6.15 | 2.30 | 66 | 5.36 | 2.38 |

*Significantly different between collaborators and non-collaborators

| | Collaborating with the WBG | | | Not collaborating with the WBG | | |
|--|----------------------------|------|------|--------------------------------|------|------|
| | N | Mean | SD | N | Mean | SD |
| To what extent do you believe the World Bank Group measures and corrects its work in real time in Comoros? | 34 | 6.00 | 1.98 | 59 | 5.17 | 2.69 |

(1-To no degree at all, 10-To a very significant degree)

D. The World Bank Group's Knowledge Work and Activities**In Comoros, to what extent do you believe that the World Bank Group's knowledge work and activities:**

(1-To no degree at all, 10-To a very significant degree)

| | Collaborating with the WBG | | | Not collaborating with the WBG | | |
|---|----------------------------|------|------|--------------------------------|------|------|
| | N | Mean | SD | N | Mean | SD |
| Are timely* | 37 | 7.05 | 2.13 | 58 | 5.93 | 2.32 |
| Include appropriate level of stakeholder involvement during preparation | 35 | 5.51 | 2.02 | 61 | 5.16 | 2.30 |
| Lead to practical solutions* | 38 | 6.03 | 2.10 | 63 | 4.71 | 2.41 |
| Are accessible (well written and easy to understand)* | 43 | 6.44 | 2.17 | 65 | 4.77 | 2.54 |
| Are source of relevant information on global good practices | 35 | 6.71 | 1.96 | 61 | 5.89 | 2.30 |
| Are adequately disseminated* | 39 | 5.49 | 2.57 | 62 | 4.37 | 2.36 |
| Are translated enough into local language | 34 | 3.09 | 2.54 | 62 | 2.90 | 2.45 |
| Are adaptable to Comoros's specific development challenges and country circumstances* | 37 | 5.84 | 1.97 | 66 | 4.65 | 2.59 |

*Significantly different between collaborators and non-collaborators

| | Collaborating with the WBG | | | Not collaborating with the WBG | | |
|--|----------------------------|------|------|--------------------------------|------|------|
| | N | Mean | SD | N | Mean | SD |
| Overall, how significant a contribution do you believe the World Bank Group's knowledge work and activities make to development results in your country? | 39 | 6.79 | 2.05 | 74 | 6.43 | 2.54 |
| Overall, how would you rate the technical quality of the World Bank Group's knowledge work and activities?* | 40 | 7.10 | 1.93 | 65 | 6.23 | 2.22 |

(1-Not significant at all, 10-Very significant; 1-Very low technical quality, 10-Very high technical quality)

*Significantly different between collaborators and non-collaborators

**E. Working with the World Bank Group****To what extent do you agree/disagree with the following statements? (1-Strongly disagree, 10-Strongly agree)**

| | Collaborating with the WBG | | | Not collaborating with the WBG | | |
|--|----------------------------|------|------|--------------------------------|------|------|
| | N | Mean | SD | N | Mean | SD |
| The World Bank Group disburses funds promptly* | 38 | 4.76 | 2.78 | 64 | 3.53 | 2.35 |
| The World Bank Group effectively monitors and evaluates the projects and programs it supports* | 43 | 7.16 | 2.38 | 71 | 6.00 | 2.56 |
| The World Bank Group's approvals and reviews are done in a timely fashion* | 39 | 6.03 | 2.22 | 67 | 4.64 | 2.29 |
| The World Bank Group's "Safeguard Policy" requirements are reasonable* | 31 | 6.58 | 1.88 | 53 | 5.19 | 2.37 |
| The World Bank Group's conditions on its lending are reasonable* | 33 | 6.52 | 2.33 | 59 | 5.10 | 2.43 |
| The World Bank Group takes decisions quickly in Comoros* | 37 | 5.38 | 2.45 | 59 | 4.00 | 2.28 |
| Working with the World Bank Group increases Comoros's institutional capacity* | 43 | 7.49 | 1.86 | 71 | 6.17 | 2.37 |
| Where country systems are adequate, the World Bank Group makes appropriate use of them | 36 | 7.17 | 2.22 | 54 | 6.37 | 2.37 |
| The World Bank Group provides effective implementation support* | 38 | 7.87 | 1.70 | 63 | 5.62 | 2.50 |

*Significantly different between collaborators and non-collaborators

| | Collaborating with the WBG | | | Not collaborating with the WBG | | |
|---|----------------------------|------|------|--------------------------------|------|------|
| | N | Mean | SD | N | Mean | SD |
| To what extent do you believe that the World Bank Group's work helps to find solutions that promote private public partnerships in Comoros? | 36 | 5.78 | 2.39 | 68 | 5.13 | 2.39 |

(1-To no degree at all, 10-To a very significant degree)

| | Collaborating with the WBG | | | Not collaborating with the WBG | | |
|--|----------------------------|------|------|--------------------------------|------|------|
| | N | Mean | SD | N | Mean | SD |
| To what extent do you believe the World Bank Group is adequately staffed in Comoros? | 41 | 3.68 | 2.78 | 56 | 4.11 | 2.45 |

(1-To no degree at all, 10-To a very significant degree)

G. Communication and Information Sharing**Please rate how much you agree with the following statements. (1-Strongly disagree, 10-Strongly agree)**

| | Collaborating with the WBG | | | Not collaborating with the WBG | | |
|--|----------------------------|------|------|--------------------------------|------|------|
| | N | Mean | SD | N | Mean | SD |
| I find the World Bank Group's websites easy to navigate | 26 | 7.00 | 2.00 | 18 | 7.22 | 2.37 |
| I find the information on the World Bank Group's websites useful | 25 | 7.28 | 1.59 | 21 | 7.29 | 2.33 |
| The World Bank Group's social media channels are valuable sources of information about the institution | 16 | 6.88 | 1.78 | 37 | 7.51 | 2.46 |
| When I need information from the World Bank Group I know how to find it* | 34 | 6.59 | 2.75 | 40 | 5.15 | 2.99 |
| The World Bank Group is responsive to my information requests and inquiries* | 28 | 6.93 | 2.05 | 23 | 3.91 | 2.81 |

*Significantly different between collaborators and non-collaborators



Appendix E: Responses to Selected Questions by Year¹⁹

All data presented in this appendix are weighted. As a result, means of the FY 2016 data and the total number of respondents indicated will be slightly different from the aggregated responses in Appendix A. Similarly, responses from FY 2013 respondents and the total number of respondents indicated may differ from those reported in the FY 2013 COS report.

FY 2013 Number of comparable respondents = 123 • FY 2016 Number of comparable respondents = 132

By weighting, the FY 2013 and FY 2016 samples have the same stakeholder composition and thus are comparable. The weighted percentage of a stakeholder group is determined by the extent to which the World Bank Group interacts with them in the country and the percentage this group usually makes up in the past aggregated annual global data. The weighted stakeholder breakdown is presented below:

| Percentage of Respondents | FY 2013 | FY 2016 |
|---|---------|---------|
| Office of the President/Prime Minister/Minister | 7% | 7% |
| Office of Parliamentarian | 6% | 6% |
| Government institutions | 35% | 35% |
| Island/Local Government | 7% | 7% |
| Bilateral/multilateral agencies | 6% | 6% |
| Civil society | 15% | 15% |
| Private sector | 13% | 13% |
| Academia | 6% | 6% |
| Media | 5% | 5% |

A. General Issues facing Comoros

In general, would you say that Comoros is headed in...?*

| Percentage of Respondents | FY 2013 | FY 2016 |
|---------------------------|---------|---------|
| The right direction | 59.3% | 41.2% |
| The wrong direction | 8.1% | 26.0% |
| Not sure | 32.5% | 32.8% |

*Significantly different between FY2016 and FY2013

B. Overall Attitudes toward the World Bank Group

| | FY 2013 | | | FY 2016 | | |
|--|---------|------|------|---------|------|------|
| | N | Mean | SD | N | Mean | SD |
| How familiar are you with the work of the World Bank Group in Comoros? | 123 | 5.43 | 2.12 | 131 | 5.15 | 2.40 |

(1-Not familiar at all, 10-Extremely familiar)

| | FY 2013 | | | FY 2016 | | |
|--|---------|------|------|---------|------|------|
| | N | Mean | SD | N | Mean | SD |
| Overall, please rate your impression of the World Bank Group's effectiveness in Comoros. | 113 | 5.48 | 1.99 | 112 | 5.48 | 2.26 |

(1-Not effective at all, 10-Very effective)

| | FY 2013 | | | FY 2016 | | |
|--|---------|------|------|---------|------|------|
| | N | Mean | SD | N | Mean | SD |
| To what extent do you believe the World Bank Group's staff is well prepared to help Comoros solve its most complicated development challenges? | 106 | 5.78 | 2.11 | 106 | 5.65 | 2.35 |

(1-To no degree at all, 10-To a very significant degree)

¹⁹ Only those questions that were asked in the FY '13 and FY '16 country opinion surveys, with similar response scales/options, are presented.

**B. Overall Attitudes toward the World Bank Group (continued)****To what extent do you agree with the following statements about the World Bank Group's work in Comoros?***(1-Strongly disagree, 10-Strongly agree)*

| | FY 2013 | | | FY 2016 | | |
|--|---------|------|------|---------|------|------|
| | N | Mean | SD | N | Mean | SD |
| Overall the World Bank Group currently plays a relevant role in development in Comoros | 118 | 6.51 | 2.45 | 123 | 6.45 | 2.36 |
| The World Bank Group's work is aligned with what I consider the development priorities for Comoros | 116 | 5.58 | 2.50 | 116 | 5.52 | 2.58 |

To what extent is the World Bank Group an effective development partner in Comoros, in terms of each of the following?*(1-To no degree at all, 10-To a very significant degree)*

| | FY 2013 | | | FY 2016 | | |
|--|---------|------|------|---------|------|------|
| | N | Mean | SD | N | Mean | SD |
| Responsiveness to needs* | 90 | 5.73 | 2.08 | 104 | 4.98 | 2.19 |
| Flexibility (in terms of the institution's products and services) | 97 | 5.47 | 2.19 | 97 | 5.18 | 2.03 |
| Flexibility (in terms of changing country circumstances) | 103 | 5.88 | 2.12 | 100 | 5.40 | 2.18 |
| Being inclusive | 99 | 5.80 | 2.21 | 80 | 5.17 | 2.12 |
| Openness (sharing data and other information) | 102 | 5.90 | 2.34 | 103 | 6.10 | 2.38 |
| Collaboration with the Government* | 107 | 7.80 | 1.90 | 115 | 7.24 | 2.23 |
| The speed in which it gets things accomplished on the ground | | | | 98 | 5.25 | 2.35 |
| Ease of access to the people at the World Bank Group who are making decisions important to my work | | | | 107 | 4.91 | 2.63 |
| Collaboration with civil society | | | | 114 | 4.94 | 2.33 |
| Collaboration with the UN | | | | 84 | 7.09 | 2.30 |
| Staff accessibility | 104 | 5.00 | 2.35 | 98 | 5.63 | 2.35 |
| Collaboration with other donors and development partners | 89 | 6.97 | 1.99 | 96 | 6.77 | 2.14 |
| Collaboration with the private sector | | | | 103 | 5.31 | 2.20 |
| Straightforwardness and honesty | 100 | 6.87 | 2.31 | 91 | 6.56 | 2.32 |
| Treating clients and stakeholders in Comoros with respect* | 97 | 6.19 | 2.76 | 106 | 7.13 | 2.31 |
| Being a long-term partner | | | | 111 | 7.53 | 2.21 |

*Significantly different between FY2016 and FY2013

**C. World Bank Group's Effectiveness and Results**

How EFFECTIVE do you believe the World Bank Group is in terms of the work it does in the following areas of development in Comoros? (1-Not effective at all, 10-Very effective)

| | FY 2013 | | | FY 2016 | | |
|---|---------|------|------|---------|------|------|
| | N | Mean | SD | N | Mean | SD |
| Gender equity | 95 | 5.03 | 2.10 | 69 | 4.57 | 2.50 |
| Information and communications technology* | 96 | 4.57 | 2.17 | 84 | 5.62 | 2.57 |
| Transport | 108 | 4.43 | 2.62 | 75 | 4.84 | 2.60 |
| Crime and violence | 84 | 3.53 | 2.48 | 60 | 4.09 | 2.27 |
| Regional conflict and tensions | 83 | 4.45 | 2.49 | 56 | 4.31 | 2.46 |
| Law and justice | 101 | 4.09 | 2.40 | 70 | 4.64 | 2.46 |
| Urban development | 102 | 4.48 | 2.17 | 73 | 5.18 | 2.65 |
| Environmental sustainability* | 97 | 4.76 | 2.21 | 80 | 5.50 | 2.40 |
| Regulatory framework* | 101 | 5.37 | 2.35 | 72 | 6.14 | 2.30 |
| Communicable/non-communicable diseases | 97 | 5.46 | 2.17 | 71 | 5.22 | 2.55 |
| Poverty reduction | 110 | 5.45 | 2.34 | 110 | 5.40 | 2.45 |
| Anti corruption* | 106 | 3.68 | 2.62 | 92 | 4.74 | 2.72 |
| Private sector development | 101 | 4.50 | 2.22 | 93 | 4.60 | 2.31 |
| Foreign direct investment | 94 | 4.38 | 2.36 | 71 | 4.48 | 2.32 |
| Water and sanitation | 105 | 4.94 | 2.52 | 88 | 4.80 | 2.80 |
| Trade and exports | 95 | 4.21 | 2.36 | 71 | 4.15 | 2.39 |
| Economic growth | 106 | 5.23 | 2.35 | 92 | 5.41 | 2.28 |
| Health | 103 | 5.13 | 2.27 | 85 | 5.36 | 2.50 |
| Disaster management | 96 | 4.58 | 2.27 | 68 | 4.86 | 2.42 |
| Public sector governance/reform | 116 | 5.98 | 2.40 | 99 | 6.30 | 2.45 |
| Job creation/employment | 103 | 3.72 | 2.40 | 89 | 4.07 | 2.50 |
| Social cohesion | 90 | 4.50 | 2.22 | 68 | 4.67 | 2.30 |
| Financial markets | 86 | 4.80 | 2.58 | 60 | 4.61 | 2.09 |
| Equality of opportunity | 85 | 4.56 | 2.35 | 65 | 4.48 | 2.19 |
| Energy/electricity | 108 | 4.19 | 2.50 | 101 | 4.50 | 2.80 |
| Rural development | 107 | 4.85 | 2.39 | 88 | 4.66 | 2.55 |
| Food security | 97 | 4.26 | 2.29 | 82 | 4.86 | 2.64 |
| Education | 108 | 5.67 | 2.46 | 89 | 5.31 | 2.52 |
| Peace and security/stabilization/reconstruction | 95 | 4.71 | 2.35 | 69 | 5.11 | 2.46 |
| Social protection | 90 | 3.83 | 2.29 | 72 | 4.40 | 2.52 |
| Climate change* | 85 | 4.46 | 2.24 | 78 | 5.45 | 2.67 |
| Agricultural development | 101 | 4.79 | 2.42 | 85 | 4.96 | 2.80 |
| Natural resource management | 83 | 3.18 | 2.41 | 72 | 3.90 | 2.26 |

*Significantly different between FY2016 and FY2013

| | FY 2013 | | | FY 2016 | | |
|--|---------|------|------|---------|------|------|
| | N | Mean | SD | N | Mean | SD |
| To what extent does the World Bank Group's work help to achieve development results in Comoros? | 114 | 5.65 | 2.02 | 110 | 6.14 | 2.06 |
| To what extent does the World Bank Group help to build/strengthen existing country systems in Comoros? | 109 | 6.06 | 2.16 | 104 | 6.23 | 2.16 |

(1-To no degree at all, 10-To a very significant degree)

**C. World Bank Group's Effectiveness and Results (continued)**

To what extent do you agree with the following statements about the World Bank Group in Comoros?

(1-Strongly disagree, 10-Strongly agree)

| | FY 2013 | | | FY 2016 | | |
|--|---------|------|------|---------|------|------|
| | N | Mean | SD | N | Mean | SD |
| The World Bank Group's financial instruments meet the needs of Comoros | 106 | 5.60 | 2.36 | 106 | 5.46 | 2.16 |
| The World Bank Group meets Comoros's needs for knowledge services | 120 | 5.20 | 2.40 | 107 | 5.63 | 2.39 |

D. The World Bank Group's Knowledge Work and Activities

How frequently do you consult World Bank Group's knowledge work and activities in the work you do?

| Percentage of Respondents | FY 2013 | FY 2016 |
|---------------------------|---------|---------|
| Weekly | 13.0% | 9.8% |
| Monthly | 17.9% | 17.4% |
| A few times a year | 32.5% | 31.8% |
| Rarely | 34.1% | 29.5% |
| Never | 2.4% | 11.4% |

In Comoros, to what extent do you believe that the World Bank Group's knowledge work and activities:

(1-To no degree at all, 10-To a very significant degree)

| | FY 2013 | | | FY 2016 | | |
|---|---------|------|------|---------|------|------|
| | N | Mean | SD | N | Mean | SD |
| Are timely | 100 | 5.91 | 2.40 | 96 | 6.40 | 2.27 |
| Include appropriate level of stakeholder involvement during preparation | 100 | 5.33 | 2.10 | 97 | 5.33 | 2.18 |
| Lead to practical solutions | | | | 103 | 5.26 | 2.39 |
| Are accessible (well written and easy to understand) | 112 | 5.78 | 2.36 | 107 | 5.46 | 2.53 |
| Are source of relevant information on global good practices | 111 | 6.55 | 2.10 | 96 | 6.24 | 2.21 |
| Are adequately disseminated | 111 | 4.78 | 2.22 | 100 | 4.85 | 2.50 |
| Are translated enough into local language* | 103 | 5.36 | 2.18 | 96 | 3.04 | 2.52 |
| Are adaptable to Comoros's specific development challenges and country circumstances* | 105 | 6.13 | 2.21 | 104 | 5.12 | 2.44 |

*Significantly different between FY2016 and FY2013

| | FY 2013 | | | FY 2016 | | |
|--|---------|------|------|---------|------|------|
| | N | Mean | SD | N | Mean | SD |
| Overall, how significant a contribution do you believe the World Bank Group's knowledge work and activities make to development results in your country? | 117 | 6.48 | 2.21 | 114 | 6.51 | 2.35 |
| Overall, how would you rate the technical quality of the World Bank Group's knowledge work and activities? | 113 | 6.05 | 1.95 | 106 | 6.56 | 2.15 |

(1-Not significant at all, 10-Very significant; 1-Very low technical quality, 10-Very high technical quality)

**E. Working with the World Bank Group**

To what extent do you agree/disagree with the following statements? (1-Strongly disagree, 10-Strongly agree)

| | FY 2013 | | | FY 2016 | | |
|---|---------|------|------|---------|------|------|
| | N | Mean | SD | N | Mean | SD |
| The World Bank Group disburses funds promptly | 105 | 3.89 | 2.38 | 104 | 4.06 | 2.60 |
| The World Bank Group effectively monitors and evaluates the projects and programs it supports | 117 | 6.38 | 2.36 | 117 | 6.48 | 2.55 |
| The World Bank Group's approvals and reviews are done in a timely fashion* | 97 | 6.17 | 2.19 | 108 | 5.13 | 2.32 |
| The World Bank Group's "Safeguard Policy" requirements are reasonable | 92 | 5.90 | 2.08 | 86 | 5.74 | 2.31 |
| The World Bank Group's conditions on its lending are reasonable | 104 | 5.76 | 2.47 | 92 | 5.69 | 2.44 |
| The World Bank Group takes decisions quickly in Comoros | | | | 98 | 4.62 | 2.45 |
| Working with the World Bank Group increases Comoros's institutional capacity | 116 | 6.46 | 2.39 | 115 | 6.70 | 2.28 |
| Where country systems are adequate, the World Bank Group makes appropriate use of them | 78 | 6.51 | 2.46 | 91 | 6.69 | 2.30 |
| The World Bank Group provides effective implementation support | 103 | 6.34 | 2.40 | 103 | 6.54 | 2.48 |

*Significantly different between FY2016 and FY2013

| | FY 2013 | | | FY 2016 | | |
|--|---------|------|------|---------|------|------|
| | N | Mean | SD | N | Mean | SD |
| To what extent do you believe the World Bank Group is adequately staffed in Comoros? | 100 | 3.81 | 2.19 | 98 | 3.99 | 2.61 |

(1-To no degree at all, 10-To a very significant degree)

G. Communication and Information Sharing

Are you aware of the World Bank Group's Access to Information Policies under which the WBG will now disclose any information in its possession that is not a list of exceptions?

| Percentage of Respondents | FY 2013 | FY 2016 |
|---------------------------|---------|---------|
| Yes | 19.7% | 25.0% |
| No | 80.3% | 75.0% |

Have you requested information from the World Bank Group on its activities in the past year?

| Percentage of Respondents | FY 2013 | FY 2016 |
|---------------------------|---------|---------|
| Yes | 24.6% | 18.5% |
| No | 75.4% | 81.5% |

Were you able to obtain this information?*

| Percentage of Respondents | FY 2013 | FY 2016 |
|---------------------------|---------|---------|
| Yes | 58.3% | 84.0% |
| No | 41.7% | 16.0% |

*Significantly different between FY2016 and FY2013

Do you have access to the Internet?

| Percentage of Respondents | FY 2013 | FY 2016 |
|---------------------------|---------|---------|
| Yes | 93.5% | 90.8% |
| No | 6.5% | 9.2% |

Do you use/have used the World Bank Group website?

| Percentage of Respondents | FY 2013 | FY 2016 |
|---------------------------|---------|---------|
| Yes | 42.3% | 41.2% |
| No | 57.7% | 58.8% |

**G. Communication and Information Sharing (continued)****Which Internet connection do you use primarily when visiting a World Bank Group website?***

| Percentage of Respondents | FY 2013 | FY 2016 |
|---------------------------|---------|---------|
| High speed/WiFi | 63.5% | 84.3% |
| Dial-up | 36.5% | 15.7% |

*Significantly different between FY2016 and FY2013

Please rate how much you agree with the following statements. (1-Strongly disagree, 10-Strongly agree)

| | FY 2013 | | | FY 2016 | | |
|---|---------|------|------|---------|------|------|
| | N | Mean | SD | N | Mean | SD |
| I find the World Bank Group's websites easy to navigate* | 47 | 6.16 | 1.96 | 44 | 7.07 | 2.13 |
| I find the information on the World Bank Group's websites useful | 46 | 7.06 | 1.66 | 46 | 7.26 | 1.95 |
| When I need information from the World Bank Group I know how to find it | 85 | 5.41 | 2.15 | 74 | 5.80 | 2.92 |
| The World Bank Group is responsive to my information requests and inquiries | 77 | 5.01 | 2.72 | 51 | 5.55 | 2.81 |

*Significantly different between FY2016 and FY2013

Appendix F: Indicator Questions as a Function of Exposure to the World Bank Group

| Indicator Question | Currently, do you professionally collaborate/work with the World Bank Group in your country? | | Which of the following describes most of your exposure to the World Bank Group in Comoros? (Chose no more than TWO) | | | | | | | | | |
|--|--|----------------------------|---|----------|----------------------|----------|--------------------------|----------|-------------|----------|-----------------|----------|
| | Not collaborating with the WBG | Collaborating with the WBG | Observer | | Use WBG reports/data | | Engage in WBG activities | | Collaborate | | Use WBG website | |
| | | | No Mean | Yes Mean | No Mean | Yes Mean | No Mean | Yes Mean | No Mean | Yes Mean | No Mean | Yes Mean |
| Overall, please rate your impression of the World Bank Group's effectiveness in Comoros. | 4.63 | 6.56 | 6.04 | 4.19 | 5.26 | 5.70 | 5.18 | 5.97 | 4.77 | 6.40 | 5.40 | 5.50 |
| Overall the World Bank Group currently plays a relevant role in development in Comoros | 5.67 | 7.52 | 6.95 | 5.58 | 6.41 | 6.38 | 6.10 | 7.21 | 5.97 | 7.09 | 6.32 | 7.00 |
| The World Bank Group's work is aligned with what I consider the development priorities for Comoros | 4.77 | 6.67 | 5.94 | 4.87 | 5.68 | 5.16 | 5.21 | 6.33 | 5.13 | 6.09 | 5.53 | 5.36 |
| Responsiveness to needs | 4.51 | 5.58 | 5.00 | 4.73 | 4.97 | 4.74 | 4.51 | 5.89 | 4.79 | 5.05 | 5.00 | 4.23 |
| Flexibility (in terms of the institution's products and services) | 4.85 | 5.80 | 5.14 | 5.31 | 5.48 | 4.63 | 4.99 | 5.80 | 5.08 | 5.36 | 5.32 | 4.36 |
| Flexibility (in terms of changing country circumstances) | 5.18 | 5.71 | 5.47 | 5.22 | 5.56 | 5.00 | 4.97 | 6.42 | 5.53 | 5.17 | 5.34 | 5.58 |
| Being inclusive | 5.08 | 5.17 | 5.25 | 4.94 | 4.96 | 5.52 | 5.00 | 5.43 | 5.05 | 5.23 | 5.06 | 5.56 |
| Openness (sharing data and other information) | 5.64 | 6.94 | 6.60 | 5.41 | 5.97 | 6.53 | 5.88 | 6.89 | 6.03 | 6.33 | 6.07 | 6.60 |
| Collaboration with the Government | 6.75 | 8.07 | 7.63 | 6.65 | 7.05 | 7.68 | 6.86 | 8.23 | 7.15 | 7.38 | 7.14 | 8.08 |
| The speed in which it gets things accomplished on the ground | 4.59 | 6.08 | 5.61 | 4.68 | 5.38 | 4.97 | 4.97 | 6.00 | 4.82 | 5.85 | 5.30 | 4.83 |
| Ease of access to the people at the World Bank Group who are making decisions important to my work | 4.13 | 6.06 | 5.31 | 4.30 | 5.06 | 4.58 | 4.58 | 6.00 | 4.40 | 5.56 | 5.02 | 4.15 |
| Collaboration with civil society | 4.31 | 5.69 | 5.29 | 4.39 | 5.18 | 4.40 | 4.63 | 5.79 | 4.48 | 5.60 | 4.93 | 4.92 |
| Collaboration with the UN | 6.57 | 7.73 | 7.47 | 6.60 | 7.28 | 6.85 | 6.88 | 7.86 | 7.02 | 7.31 | 7.07 | 7.86 |
| Staff accessibility | 4.80 | 6.81 | 5.95 | 5.00 | 5.60 | 5.64 | 5.39 | 6.25 | 5.19 | 6.14 | 5.63 | 5.46 |
| Collaboration with other donors and development partners | 6.45 | 7.14 | 7.02 | 6.26 | 6.65 | 6.87 | 6.43 | 7.48 | 6.65 | 6.83 | 6.67 | 7.08 |
| Collaboration with the private sector | 5.13 | 5.68 | 5.40 | 5.00 | 5.17 | 5.41 | 5.01 | 5.82 | 5.22 | 5.29 | 5.27 | 5.08 |
| Straightforwardness and honesty | 6.04 | 7.08 | 6.68 | 6.33 | 6.57 | 6.50 | 6.32 | 7.17 | 6.33 | 6.84 | 6.72 | 5.20 |
| Treating clients and stakeholders in Comoros with respect | 6.74 | 7.58 | 7.43 | 6.72 | 7.13 | 7.19 | 6.84 | 8.00 | 7.05 | 7.28 | 7.22 | 6.67 |
| Being a long-term partner | 7.26 | 7.73 | 7.55 | 7.38 | 7.52 | 7.39 | 7.17 | 8.31 | 7.48 | 7.48 | 7.48 | 7.46 |
| To what extent does the World Bank Group's work help to achieve development results in Comoros? | 5.79 | 6.54 | 6.25 | 5.58 | 6.01 | 5.97 | 5.86 | 6.37 | 5.73 | 6.39 | 5.95 | 6.33 |
| To what extent does the World Bank Group help to build/strengthen existing country systems (e.g., procurement, financial management, etc.) in Comoros | 5.66 | 7.02 | 6.48 | 5.71 | 6.11 | 6.38 | 6.00 | 6.69 | 5.83 | 6.68 | 6.24 | 5.93 |
| The World Bank Group's financial instruments (i.e., investment lending, Development Policy Financing, Trust Funds, etc.) meet the needs of Comoros | 4.98 | 6.23 | 5.68 | 4.88 | 5.44 | 5.21 | 4.93 | 6.43 | 5.26 | 5.54 | 5.34 | 5.54 |
| The World Bank Group meets Comoros's needs for knowledge services (e.g., research, analysis, data, technical assistance) | 5.36 | 6.15 | 5.78 | 5.26 | 5.49 | 5.79 | 5.36 | 6.17 | 5.42 | 5.83 | 5.56 | 5.79 |
| The World Bank Group's knowledge work and activities are adaptable to Comoros's specific development challenges and country circumstances | 4.65 | 5.84 | 5.50 | 4.41 | 5.09 | 5.06 | 4.67 | 6.32 | 5.04 | 5.14 | 5.00 | 5.57 |
| Overall, how significant a contribution do you believe the World Bank Group's knowledge work and activities make to development results in your country? | 6.43 | 6.79 | 6.53 | 6.38 | 6.45 | 6.51 | 6.25 | 7.03 | 6.44 | 6.51 | 6.48 | 6.38 |
| Overall, how would you rate the technical quality of the World Bank Group's knowledge work and activities? | 6.23 | 7.10 | 6.67 | 6.42 | 6.62 | 6.50 | 6.47 | 6.87 | 6.27 | 7.02 | 6.56 | 6.69 |
| The World Bank Group takes decisions quickly in Comoros | 4.00 | 5.38 | 5.02 | 3.84 | 4.63 | 4.38 | 4.12 | 5.72 | 4.20 | 5.08 | 4.37 | 5.57 |
| Where country systems (e.g., procurement, financial management, etc.) are adequate, the World Bank Group makes appropriate use of them | 6.37 | 7.17 | 7.10 | 6.19 | 6.63 | 6.93 | 6.58 | 7.13 | 6.63 | 6.86 | 6.51 | 8.27 |

Yellow highlight indicates significant difference between Yes and No means.

Appendix G: Comoros FY 2016 Questionnaire



World Bank Group Country Survey FY16 – Comoros

The World Bank Group is interested in gauging the views of clients and partners who are either involved in development in Comoros or who observe activities related to social and economic development. The following survey will give the World Bank Group's team that works in Comoros, greater insight into how the Bank's work is perceived. This is one tool the World Bank Group uses to assess the views of its stakeholders, and to develop more effective strategies that support development in Comoros.

A local independent firm has been hired to oversee the logistics of this survey. This ensures anonymity and confidentiality. We hope you'll be candid.

Finally, the survey relates to the World Bank Group's work. The World Bank Group consists of IBRD, IDA, IFC, MIGA, and ICSID.²⁰ When responding to the survey, please consider the area of the World Bank Group with which you are most familiar.

To complete the survey, please circle/check the response that most accurately reflects your opinion. If you prefer not to answer a question, please leave it blank. If you feel that you do not have an adequate amount of information on a subject, please check "Don't know".

PLEASE NOTE: IN SOME CASES THE SURVEY WILL ASK FOR A SPECIFIC NUMBER OF RESPONSES. PLEASE DO NOT CHOOSE ANY MORE THAN REQUESTED. IF MORE RESPONSES ARE CHOSEN, DATA CANNOT BE INCLUDED IN ANALYSIS.

SECTION A: GENERAL ISSUES FACING COMOROS

| A1. In general would you say that Comoros is headed in ... ? | |
|---|---------------------|
| 1 | The right direction |
| 2 | The wrong direction |
| 3 | Not sure |

²⁰ IBRD: International Bank for Reconstruction and Development; IDA: International Development Association; IFC: International Finance Corporation; MIGA: Multilateral Investment Guarantee Agency; ICSID: International Center for The Settlement of Investment Disputes.

SECTION A: GENERAL ISSUES

| | | | |
|--|---|----|--|
| A2. Listed below are a number of development priorities in Comoros. | | | |
| Please identify which of the following you consider the most important development priorities in Comoros? (Choose no more than THREE) | | | |
| 1 | Global/regional integration | 19 | Climate change (e.g., mitigation, adaptation) |
| 2 | Food security (i.e., fight against malnutrition) | 20 | Poverty reduction |
| 3 | Peace and security/stabilization/reconstruction | 21 | Transport (e.g., roads, bridges, transportation) |
| 4 | Public sector governance/reform (i.e., government effectiveness, public financial management, public expenditure, fiscal system reform) | 22 | Social cohesion |
| 5 | Social protection (e.g., pensions, targeted social assistance) | 23 | Education |
| 6 | Gender equity | 24 | Agricultural development |
| 7 | Private sector development | 25 | Trade and exports |
| 8 | Foreign direct investment | 26 | Crime and violence |
| 9 | Urban development | 27 | Anti-corruption |
| 10 | Energy/electricity | 28 | Law and justice (e.g., judicial system) |
| 11 | Regional conflict and tensions | 29 | Regulatory framework |
| 12 | Job creation/employment | 30 | Communicable/non-communicable diseases |
| 13 | Rural development | 31 | Local governance and institutions |
| 14 | Financial markets | 32 | Natural resource management (e.g., oil, gas, mining) |
| 15 | Water and sanitation | 33 | Economic growth |
| 16 | Environmental sustainability | 34 | Disaster management |
| 17 | Equality of opportunity (i.e., equity) | 35 | Information and communications technology |
| 18 | Health | | |

SECTION A: GENERAL ISSUES

A3. The World Bank Group has committed itself to twin goals: ending extreme poverty by 2030 and boosting shared prosperity. Poverty reduction is a broad term that encompasses work in many different areas.

Which THREE areas of development listed below do you believe would contribute most to reducing poverty in Comoros? (Choose no more than THREE)

| | | | |
|----|--|----|---|
| 1 | Water and sanitation | 18 | Peace and security/stabilization/reconstruction |
| 2 | Equality of opportunity (i.e., equity) | 19 | Anti-corruption |
| 3 | Rural development | 20 | Education |
| 4 | Climate change (e.g., mitigation, adaptation) | 21 | Foreign direct investment |
| 5 | Regional conflict and tensions | 22 | Energy/electricity |
| 6 | Global/regional integration | 23 | Public sector governance/reform (i.e., government effectiveness, public financial management, public expenditure, fiscal system reform) |
| 7 | Gender equity | 24 | Social cohesion |
| 8 | Economic growth | 25 | Private sector development |
| 9 | Urban development | 26 | Natural resource management (e.g., oil, gas, mining) |
| 10 | Regulatory framework | 27 | Environmental sustainability |
| 11 | Local governance and institutions | 28 | Health |
| 12 | Social protection (e.g., pensions, targeted social assistance) | 29 | Agricultural development |
| 13 | Law and justice (e.g., judicial system) | 30 | Disaster management |
| 14 | Transport (e.g., roads, bridges, transportation) | 31 | Job creation/employment |
| 15 | Crime and violence | 32 | Financial markets |
| 16 | Communicable/non-communicable diseases | 33 | Trade and exports |
| 17 | Information and communications technology | 34 | Food security (i.e., fight against malnutrition) |

SECTION A: GENERAL ISSUES

A4. The World Bank Group's "Shared Prosperity" goal captures two key elements, economic growth and equity. It will seek to foster income growth among the bottom 40 percent of a country's population. Improvement in the Shared Prosperity Indicator requires growth and well-being of the less well-off. When thinking about the idea of "shared prosperity" in your country, which of the following TWO best illustrate how this would be achieved in Comoros? (Choose no more than TWO)

| | |
|----|--|
| 1 | Consistent economic growth |
| 2 | More reliable social safety net (i.e., greater social protection for the poorest/targeted social assistance) |
| 3 | Greater access to micro-finance for the poor |
| 4 | Greater voice and participation for citizens to help ensure greater accountability |
| 5 | Greater access to health and nutrition for citizens |
| 6 | Better entrepreneurial opportunities (i.e., to start small and medium sized businesses) |
| 7 | A growing middle class |
| 8 | Better opportunity for the poor who live in rural areas |
| 9 | Better opportunity for the poor who live in urban areas |
| 10 | Better employment opportunities for young people |
| 11 | Better employment opportunities for women |
| 12 | Greater equity of fiscal policy |
| 13 | Education and training that better ensure job opportunity |
| 14 | Better quality public services |
| 15 | Other (please specify): _____ |

A5. Do you think the gap between the rich and the poor is a very big problem, a moderately big problem, a small problem or not a problem at all in Comoros? (Select only ONE response)

| | |
|---|--------------------------|
| 1 | A very big problem |
| 2 | A moderately big problem |
| 3 | A small problem |
| 4 | Not a problem at all |
| 5 | Don't know |

A6. In your view, is global climate change a very serious problem, somewhat serious, not too serious, or not a problem? (Select only ONE response)

| | |
|---|----------------------------|
| 1 | A very serious problem |
| 2 | A somewhat serious problem |
| 3 | Not too serious problem |
| 4 | Not a problem |
| 5 | Don't know |

SECTION B: OVERALL ATTITUDES TOWARD THE WORLD BANK GROUP

| | | | | | | | | | |
|---|---|---|---|---|--------------------|---|---|---|----|
| B1. How familiar are you with the work of the World Bank Group in Comoros? | | | | | | | | | |
| 1 | 2 | 3 | 4 | 5 | 6 | 7 | 8 | 9 | 10 |
| Not familiar at all | | | | | Extremely familiar | | | | |

| | | | | | | | | | | |
|---|---|---|---|---|----------------|---|---|---|----|--------------------------|
| B2. Overall, please rate your impression of the World Bank Group's effectiveness in Comoros. | | | | | | | | | | |
| 1 | 2 | 3 | 4 | 5 | 6 | 7 | 8 | 9 | 10 | <input type="checkbox"/> |
| Not effective at all | | | | | Very effective | | | | | Don't know |

| | | | | | | | | | | |
|--|---|---|---|---|------------------------------|---|---|---|----|--------------------------|
| B3. To what extent do you believe the World Bank Group's staff is well prepared (e.g., skills and knowledge) to help Comoros solve its most complicated development challenges? | | | | | | | | | | |
| 1 | 2 | 3 | 4 | 5 | 6 | 7 | 8 | 9 | 10 | <input type="checkbox"/> |
| To no degree at all | | | | | To a very significant degree | | | | | Don't know |

| | | | |
|---|---|----|--|
| B4. When thinking about how the World Bank Group can have the most impact on development results in Comoros, in which sectoral areas do you believe the World Bank Group should focus most of its resources (financial and knowledge services) in Comoros? (Choose no more than THREE) | | | |
| 1 | Health | 19 | Economic growth |
| 2 | Peace and security/stabilization/reconstruction | 20 | Regional conflict and tensions |
| 3 | Crime and violence | 21 | Private sector development |
| 4 | Transport (e.g., roads, bridges, transportation) | 22 | Water and sanitation |
| 5 | Agricultural development | 23 | Food security (i.e., fight against malnutrition) |
| 6 | Global/regional integration | 24 | Climate change (e.g., mitigation, adaptation) |
| 7 | Job creation/employment | 25 | Information and communications technology |
| 8 | Public sector governance/reform (i.e., government effectiveness, public financial management, public expenditure, fiscal system reform) | 26 | Trade and exports |
| 9 | Social protection (e.g., pensions, targeted social assistance) | 27 | Equality of opportunity (i.e., equity) |
| 10 | Rural development | 28 | Law and justice (e.g., judicial system) |
| 11 | Foreign direct investment | 29 | Local governance and institutions |
| 12 | Education | 30 | Regulatory framework |
| 13 | Energy/electricity | 31 | Communicable/non-communicable diseases |
| 14 | Social cohesion | 32 | Natural resource management (e.g., oil, gas, mining) |
| 15 | Gender equity | 33 | Poverty reduction |
| 16 | Financial markets | 34 | Anti-corruption |
| 17 | Urban development | 35 | Disaster management |
| 18 | Environmental sustainability | | |

SECTION B: OVERALL ATTITUDES TOWARD THE WORLD BANK GROUP

B5. When thinking about the World Bank Group's role, which activity do you believe is of greatest VALUE and which activity is of second greatest value in Comoros?

| | | Greatest Value (Choose only ONE) | Second Greatest Value (Choose only ONE) |
|----|---|---|--|
| 1 | Policy advice, studies, analyses | <input type="checkbox"/> | <input type="checkbox"/> |
| 2 | Data and statistics | <input type="checkbox"/> | <input type="checkbox"/> |
| 3 | Convening/facilitating | <input type="checkbox"/> | <input type="checkbox"/> |
| 4 | Financial resources | <input type="checkbox"/> | <input type="checkbox"/> |
| 5 | Capacity development | <input type="checkbox"/> | <input type="checkbox"/> |
| 6 | Technical assistance | <input type="checkbox"/> | <input type="checkbox"/> |
| 7 | Help to bring discipline/effective supervision to implementation of investment projects | <input type="checkbox"/> | <input type="checkbox"/> |
| 8 | Mobilizing third party financial resources | <input type="checkbox"/> | <input type="checkbox"/> |
| 9 | Donor coordination | <input type="checkbox"/> | <input type="checkbox"/> |
| 10 | Linkage to non-Bank expertise (e.g., South-South knowledge sharing) | <input type="checkbox"/> | <input type="checkbox"/> |
| 11 | Strategy formulation (e.g., PRSP assistance) | <input type="checkbox"/> | <input type="checkbox"/> |
| 12 | Other (please specify): _____ | <input type="checkbox"/> | <input type="checkbox"/> |

B6. Which of the following do you identify as the World Bank Group's greatest WEAKNESSES in its work in Comoros? (Choose no more than TWO)

| | |
|----|---|
| 1 | Too influenced by developed countries |
| 2 | Not exploring alternative policy options |
| 3 | Not collaborating enough with stakeholders outside the Government |
| 4 | Its advice and strategies do not lend themselves to practical problem solving |
| 5 | Not enough public disclosure of its work |
| 6 | Arrogant in its approach |
| 7 | Not client focused |
| 8 | The credibility of its knowledge/data |
| 9 | World Bank Group's processes too complex |
| 10 | Not willing to honestly criticize policies and reform efforts in the country |
| 11 | Staff too inaccessible |
| 12 | Imposing technocratic solutions without regard to political realities |
| 13 | World Bank Group's processes too slow (e.g., too bureaucratic in its operational policies and procedures) |
| 14 | Not aligned with other donors' work |
| 15 | Not aligned with country priorities |
| 16 | Not adequately sensitive to political/social realities in Comoros |
| 17 | Not focused enough on issues that are unique to post-conflict countries |
| 18 | Inadequate number of World Bank Group staff members located in the country |
| 19 | Other (please specify): _____ |
| 20 | Don't know |

SECTION B: OVERALL ATTITUDES TOWARD THE WORLD BANK GROUP

B7. Which World Bank Group's instruments do you believe are the MOST effective in reducing poverty in Comoros? (Choose no more than TWO)

| | |
|----|--|
| 1 | Trust Fund management |
| 2 | Knowledge products/services (analytical work, studies, surveys, etc.) |
| 3 | Capacity development |
| 4 | Technical assistance (advice, best practice, international experience, etc.) |
| 5 | Investment lending (financing specific projects) |
| 6 | Policy based lending / budget support to the Government |
| 7 | Multi-sectoral approaches |
| 8 | Co-financing arrangements (i.e., with other donors) |
| 9 | Sector-wide approaches |
| 10 | Emergency Recovery lending |
| 11 | Other (please specify): _____ |
| 12 | Don't know |

B8. To what extent do you believe that the World Bank Group's work and support help the poorest in Comoros? (Select only ONE response)

| | |
|---|-----------------------------------|
| 1 | To a fully sufficient degree |
| 2 | To a somewhat sufficient degree |
| 3 | To a somewhat insufficient degree |
| 4 | To a very insufficient degree |
| 5 | Don't know |

B9. In addition to the regular relations with the national government, which TWO of the following groups should the World Bank Group collaborate with more in your country? (Choose no more than TWO)

| | | | |
|---|---|----|---|
| 1 | Parliament | 9 | Beneficiaries |
| 2 | Donor community | 10 | Foundations |
| 3 | Media | 11 | UN and regional peace keeping forces |
| 4 | Island Government | 12 | Emerging donors |
| 5 | Private sector | 13 | UN agencies |
| 6 | Academia/think tanks/research institutes | 14 | Regional organizations (e.g., the AU, COMESA, OHADA, SADC, the Indian Ocean Commission) |
| 7 | NGOs/Community Based Organizations (CBOs) | 15 | Other (please specify): _____ |
| 8 | Youth/university groups | 16 | Don't know |

SECTION B: OVERALL ATTITUDES TOWARD THE WORLD BANK GROUP

| To what extent do you agree with the following statements about the World Bank Group's work in Comoros? | | | | | | | | | | | | | |
|---|--|-------------------|---|---|---|---|---|---|---|----------------|----|--------------------------|--|
| | | Strongly disagree | | | | | | | | Strongly agree | | Don't know | |
| B10 | Overall the World Bank Group currently plays a relevant role in development in Comoros | 1 | 2 | 3 | 4 | 5 | 6 | 7 | 8 | 9 | 10 | <input type="checkbox"/> | |
| B11 | The World Bank Group's work is aligned with what I consider the development priorities for Comoros | 1 | 2 | 3 | 4 | 5 | 6 | 7 | 8 | 9 | 10 | <input type="checkbox"/> | |

| To what extent is the World Bank Group an effective development partner in Comoros, in terms of each of the following? | | | | | | | | | | | | | |
|--|--|---------------------|---|---|---|---|---|---|---|------------------------------|----|--------------------------|--|
| | | To no degree at all | | | | | | | | To a very significant degree | | Don't know | |
| B12 | Responsiveness to needs | 1 | 2 | 3 | 4 | 5 | 6 | 7 | 8 | 9 | 10 | <input type="checkbox"/> | |
| B13 | Flexibility (in terms of the institution's products and services) | 1 | 2 | 3 | 4 | 5 | 6 | 7 | 8 | 9 | 10 | <input type="checkbox"/> | |
| B14 | Flexibility (in terms of changing country circumstances) | 1 | 2 | 3 | 4 | 5 | 6 | 7 | 8 | 9 | 10 | <input type="checkbox"/> | |
| B15 | Being inclusive | 1 | 2 | 3 | 4 | 5 | 6 | 7 | 8 | 9 | 10 | <input type="checkbox"/> | |
| B16 | Openness (sharing data and other information) | 1 | 2 | 3 | 4 | 5 | 6 | 7 | 8 | 9 | 10 | <input type="checkbox"/> | |
| B17 | Collaboration with the Government | 1 | 2 | 3 | 4 | 5 | 6 | 7 | 8 | 9 | 10 | <input type="checkbox"/> | |
| B18 | The speed in which it gets things accomplished on the ground | 1 | 2 | 3 | 4 | 5 | 6 | 7 | 8 | 9 | 10 | <input type="checkbox"/> | |
| B19 | Ease of access to the people at the World Bank Group who are making decisions important to my work | 1 | 2 | 3 | 4 | 5 | 6 | 7 | 8 | 9 | 10 | <input type="checkbox"/> | |
| B20 | Collaboration with civil society | 1 | 2 | 3 | 4 | 5 | 6 | 7 | 8 | 9 | 10 | <input type="checkbox"/> | |
| B21 | Collaboration with the UN | 1 | 2 | 3 | 4 | 5 | 6 | 7 | 8 | 9 | 10 | <input type="checkbox"/> | |
| B22 | Staff accessibility | 1 | 2 | 3 | 4 | 5 | 6 | 7 | 8 | 9 | 10 | <input type="checkbox"/> | |
| B23 | Collaboration with other donors and development partners | 1 | 2 | 3 | 4 | 5 | 6 | 7 | 8 | 9 | 10 | <input type="checkbox"/> | |
| B24 | Collaboration with the private sector | 1 | 2 | 3 | 4 | 5 | 6 | 7 | 8 | 9 | 10 | <input type="checkbox"/> | |
| B25 | Straightforwardness and honesty | 1 | 2 | 3 | 4 | 5 | 6 | 7 | 8 | 9 | 10 | <input type="checkbox"/> | |
| B26 | Treating clients and stakeholders in Comoros with respect | 1 | 2 | 3 | 4 | 5 | 6 | 7 | 8 | 9 | 10 | <input type="checkbox"/> | |
| B27 | Being a long-term partner | 1 | 2 | 3 | 4 | 5 | 6 | 7 | 8 | 9 | 10 | <input type="checkbox"/> | |

| B28. In the past year, have you seen more, less, or just about the same level of effective collaboration between the UN and the World Bank Group in your country? (Select only ONE response) | | | |
|--|--|---|-------------------------------------|
| <input type="checkbox"/> More effective collaboration | <input type="checkbox"/> The same level of effective collaboration | <input type="checkbox"/> Less effective collaboration | <input type="checkbox"/> Don't know |

**SECTION B: OVERALL ATTITUDES TOWARD THE WORLD BANK GROUP**

B29. When World Bank Group assisted reform efforts fail or are slow to take place, which THREE of the following would you attribute this to? (Choose no more than THREE)

| | |
|----|--|
| 1 | The Government works inefficiently |
| 2 | Poor donor coordination |
| 3 | The World Bank Group is not sensitive enough to political/social realities on the ground |
| 4 | Lack of/inadequate levels of capacity in Government |
| 5 | There is not an adequate level of citizen/civil society participation |
| 6 | The World Bank Group works too slowly |
| 7 | The World Bank Group does not do adequate follow through/follow-up |
| 8 | Political pressures and obstacles |
| 9 | Reforms are not well thought out in light of country challenges |
| 10 | Ongoing conflict and instability |
| 11 | Inadequate funding |
| 12 | Other (please specify): _____ |

SECTION C: WORLD BANK GROUP'S EFFECTIVENESS AND RESULTS

| C1. In your opinion, how IMPORTANT is it for the World Bank Group to be involved in the following areas of development in Comoros? | | | | | | | | | | | | | |
|--|---|----------------------|---|---|---|---|---|---|---|---|----|--------------------------|------------|
| | | Not important at all | | | | | | | | | | Very important | Don't know |
| | | 1 | 2 | 3 | 4 | 5 | 6 | 7 | 8 | 9 | 10 | | |
| 1 | Crime and violence | 1 | 2 | 3 | 4 | 5 | 6 | 7 | 8 | 9 | 10 | <input type="checkbox"/> | |
| 2 | Financial markets | 1 | 2 | 3 | 4 | 5 | 6 | 7 | 8 | 9 | 10 | <input type="checkbox"/> | |
| 3 | Transport (e.g., roads, bridges, transportation) | 1 | 2 | 3 | 4 | 5 | 6 | 7 | 8 | 9 | 10 | <input type="checkbox"/> | |
| 4 | Anti-corruption | 1 | 2 | 3 | 4 | 5 | 6 | 7 | 8 | 9 | 10 | <input type="checkbox"/> | |
| 5 | Regional conflict and tensions | 1 | 2 | 3 | 4 | 5 | 6 | 7 | 8 | 9 | 10 | <input type="checkbox"/> | |
| 6 | Law and justice (e.g., judicial system) | 1 | 2 | 3 | 4 | 5 | 6 | 7 | 8 | 9 | 10 | <input type="checkbox"/> | |
| 7 | Urban development | 1 | 2 | 3 | 4 | 5 | 6 | 7 | 8 | 9 | 10 | <input type="checkbox"/> | |
| 8 | Environmental sustainability | 1 | 2 | 3 | 4 | 5 | 6 | 7 | 8 | 9 | 10 | <input type="checkbox"/> | |
| 9 | Trade and exports | 1 | 2 | 3 | 4 | 5 | 6 | 7 | 8 | 9 | 10 | <input type="checkbox"/> | |
| 10 | Information and communications technology | 1 | 2 | 3 | 4 | 5 | 6 | 7 | 8 | 9 | 10 | <input type="checkbox"/> | |
| 11 | Poverty reduction | 1 | 2 | 3 | 4 | 5 | 6 | 7 | 8 | 9 | 10 | <input type="checkbox"/> | |
| 12 | Gender equity | 1 | 2 | 3 | 4 | 5 | 6 | 7 | 8 | 9 | 10 | <input type="checkbox"/> | |
| 13 | Private sector development | 1 | 2 | 3 | 4 | 5 | 6 | 7 | 8 | 9 | 10 | <input type="checkbox"/> | |
| 14 | Foreign direct investment | 1 | 2 | 3 | 4 | 5 | 6 | 7 | 8 | 9 | 10 | <input type="checkbox"/> | |
| 15 | Local governance and institutions | 1 | 2 | 3 | 4 | 5 | 6 | 7 | 8 | 9 | 10 | <input type="checkbox"/> | |
| 16 | Water and sanitation | 1 | 2 | 3 | 4 | 5 | 6 | 7 | 8 | 9 | 10 | <input type="checkbox"/> | |
| 17 | Regulatory framework | 1 | 2 | 3 | 4 | 5 | 6 | 7 | 8 | 9 | 10 | <input type="checkbox"/> | |
| 18 | Economic growth | 1 | 2 | 3 | 4 | 5 | 6 | 7 | 8 | 9 | 10 | <input type="checkbox"/> | |
| 19 | Energy/electricity | 1 | 2 | 3 | 4 | 5 | 6 | 7 | 8 | 9 | 10 | <input type="checkbox"/> | |
| 20 | Disaster management | 1 | 2 | 3 | 4 | 5 | 6 | 7 | 8 | 9 | 10 | <input type="checkbox"/> | |
| 21 | Public sector governance/reform (i.e., government effectiveness, public financial management, public expenditure, fiscal system reform) | 1 | 2 | 3 | 4 | 5 | 6 | 7 | 8 | 9 | 10 | <input type="checkbox"/> | |
| 22 | Job creation/employment | 1 | 2 | 3 | 4 | 5 | 6 | 7 | 8 | 9 | 10 | <input type="checkbox"/> | |
| 23 | Social cohesion | 1 | 2 | 3 | 4 | 5 | 6 | 7 | 8 | 9 | 10 | <input type="checkbox"/> | |
| 24 | Communicable/non-communicable diseases | 1 | 2 | 3 | 4 | 5 | 6 | 7 | 8 | 9 | 10 | <input type="checkbox"/> | |
| 25 | Equality of opportunity (i.e., equity) | 1 | 2 | 3 | 4 | 5 | 6 | 7 | 8 | 9 | 10 | <input type="checkbox"/> | |
| 26 | Social protection (e.g., pensions, targeted social assistance) | 1 | 2 | 3 | 4 | 5 | 6 | 7 | 8 | 9 | 10 | <input type="checkbox"/> | |
| 27 | Rural development | 1 | 2 | 3 | 4 | 5 | 6 | 7 | 8 | 9 | 10 | <input type="checkbox"/> | |
| 28 | Global/regional integration | 1 | 2 | 3 | 4 | 5 | 6 | 7 | 8 | 9 | 10 | <input type="checkbox"/> | |
| 29 | Food security (i.e., fight against malnutrition) | 1 | 2 | 3 | 4 | 5 | 6 | 7 | 8 | 9 | 10 | <input type="checkbox"/> | |
| 30 | Natural resource management (e.g., oil, gas, mining) | 1 | 2 | 3 | 4 | 5 | 6 | 7 | 8 | 9 | 10 | <input type="checkbox"/> | |
| 31 | Peace and security/stabilization/reconstruction | 1 | 2 | 3 | 4 | 5 | 6 | 7 | 8 | 9 | 10 | <input type="checkbox"/> | |
| 32 | Health | 1 | 2 | 3 | 4 | 5 | 6 | 7 | 8 | 9 | 10 | <input type="checkbox"/> | |
| 33 | Climate change (e.g., mitigation, adaptation) | 1 | 2 | 3 | 4 | 5 | 6 | 7 | 8 | 9 | 10 | <input type="checkbox"/> | |
| 34 | Agricultural development | 1 | 2 | 3 | 4 | 5 | 6 | 7 | 8 | 9 | 10 | <input type="checkbox"/> | |
| 35 | Education | 1 | 2 | 3 | 4 | 5 | 6 | 7 | 8 | 9 | 10 | <input type="checkbox"/> | |

SECTION C: WORLD BANK GROUP'S EFFECTIVENESS AND RESULTS

C2. How EFFECTIVE do you believe the World Bank Group is in terms of the work it does in the following areas of development in Comoros? *(If you have NO exposure to/experience in working in any of the sectors listed below, please respond "Don't know")*

| | | Not effective at all | | | | | | | | | | Very effective | Don't know |
|----|---|----------------------|---|---|---|---|---|---|---|---|----|--------------------------|------------|
| | | 1 | 2 | 3 | 4 | 5 | 6 | 7 | 8 | 9 | 10 | | |
| 1 | Gender equity | 1 | 2 | 3 | 4 | 5 | 6 | 7 | 8 | 9 | 10 | <input type="checkbox"/> | |
| 2 | Information and communications technology | 1 | 2 | 3 | 4 | 5 | 6 | 7 | 8 | 9 | 10 | <input type="checkbox"/> | |
| 3 | Transport (e.g., roads, bridges, transportation) | 1 | 2 | 3 | 4 | 5 | 6 | 7 | 8 | 9 | 10 | <input type="checkbox"/> | |
| 4 | Crime and violence | 1 | 2 | 3 | 4 | 5 | 6 | 7 | 8 | 9 | 10 | <input type="checkbox"/> | |
| 5 | Regional conflict and tensions | 1 | 2 | 3 | 4 | 5 | 6 | 7 | 8 | 9 | 10 | <input type="checkbox"/> | |
| 6 | Law and justice (e.g., judicial system) | 1 | 2 | 3 | 4 | 5 | 6 | 7 | 8 | 9 | 10 | <input type="checkbox"/> | |
| 7 | Urban development | 1 | 2 | 3 | 4 | 5 | 6 | 7 | 8 | 9 | 10 | <input type="checkbox"/> | |
| 8 | Environmental sustainability | 1 | 2 | 3 | 4 | 5 | 6 | 7 | 8 | 9 | 10 | <input type="checkbox"/> | |
| 9 | Regulatory framework | 1 | 2 | 3 | 4 | 5 | 6 | 7 | 8 | 9 | 10 | <input type="checkbox"/> | |
| 10 | Communicable/non-communicable diseases | 1 | 2 | 3 | 4 | 5 | 6 | 7 | 8 | 9 | 10 | <input type="checkbox"/> | |
| 11 | Poverty reduction | 1 | 2 | 3 | 4 | 5 | 6 | 7 | 8 | 9 | 10 | <input type="checkbox"/> | |
| 12 | Anti-corruption | 1 | 2 | 3 | 4 | 5 | 6 | 7 | 8 | 9 | 10 | <input type="checkbox"/> | |
| 13 | Private sector development | 1 | 2 | 3 | 4 | 5 | 6 | 7 | 8 | 9 | 10 | <input type="checkbox"/> | |
| 14 | Foreign direct investment | 1 | 2 | 3 | 4 | 5 | 6 | 7 | 8 | 9 | 10 | <input type="checkbox"/> | |
| 15 | Water and sanitation | 1 | 2 | 3 | 4 | 5 | 6 | 7 | 8 | 9 | 10 | <input type="checkbox"/> | |
| 16 | Trade and exports | 1 | 2 | 3 | 4 | 5 | 6 | 7 | 8 | 9 | 10 | <input type="checkbox"/> | |
| 17 | Economic growth | 1 | 2 | 3 | 4 | 5 | 6 | 7 | 8 | 9 | 10 | <input type="checkbox"/> | |
| 18 | Health | 1 | 2 | 3 | 4 | 5 | 6 | 7 | 8 | 9 | 10 | <input type="checkbox"/> | |
| 19 | Disaster management | 1 | 2 | 3 | 4 | 5 | 6 | 7 | 8 | 9 | 10 | <input type="checkbox"/> | |
| 20 | Public sector governance/reform (i.e., government effectiveness, public financial management, public expenditure, fiscal system reform) | 1 | 2 | 3 | 4 | 5 | 6 | 7 | 8 | 9 | 10 | <input type="checkbox"/> | |
| 21 | Job creation/employment | 1 | 2 | 3 | 4 | 5 | 6 | 7 | 8 | 9 | 10 | <input type="checkbox"/> | |
| 22 | Social cohesion | 1 | 2 | 3 | 4 | 5 | 6 | 7 | 8 | 9 | 10 | <input type="checkbox"/> | |
| 23 | Financial markets | 1 | 2 | 3 | 4 | 5 | 6 | 7 | 8 | 9 | 10 | <input type="checkbox"/> | |
| 24 | Equality of opportunity (i.e., equity) | 1 | 2 | 3 | 4 | 5 | 6 | 7 | 8 | 9 | 10 | <input type="checkbox"/> | |
| 25 | Energy/electricity | 1 | 2 | 3 | 4 | 5 | 6 | 7 | 8 | 9 | 10 | <input type="checkbox"/> | |
| 26 | Rural development | 1 | 2 | 3 | 4 | 5 | 6 | 7 | 8 | 9 | 10 | <input type="checkbox"/> | |
| 27 | Global/regional integration | 1 | 2 | 3 | 4 | 5 | 6 | 7 | 8 | 9 | 10 | <input type="checkbox"/> | |
| 28 | Food security (i.e., fight against malnutrition) | 1 | 2 | 3 | 4 | 5 | 6 | 7 | 8 | 9 | 10 | <input type="checkbox"/> | |
| 29 | Education | 1 | 2 | 3 | 4 | 5 | 6 | 7 | 8 | 9 | 10 | <input type="checkbox"/> | |
| 30 | Peace and security/stabilization/reconstruction | 1 | 2 | 3 | 4 | 5 | 6 | 7 | 8 | 9 | 10 | <input type="checkbox"/> | |
| 31 | Social protection (e.g., pensions, targeted social assistance) | 1 | 2 | 3 | 4 | 5 | 6 | 7 | 8 | 9 | 10 | <input type="checkbox"/> | |
| 32 | Climate change (e.g., mitigation, adaptation) | 1 | 2 | 3 | 4 | 5 | 6 | 7 | 8 | 9 | 10 | <input type="checkbox"/> | |
| 33 | Agricultural development | 1 | 2 | 3 | 4 | 5 | 6 | 7 | 8 | 9 | 10 | <input type="checkbox"/> | |
| 34 | Natural resource management (e.g., oil, gas, mining) | 1 | 2 | 3 | 4 | 5 | 6 | 7 | 8 | 9 | 10 | <input type="checkbox"/> | |

SECTION C: WORLD BANK GROUP'S EFFECTIVENESS AND RESULTS

| | | | | | | | | | | | |
|--|---|---|---|---|---|---|---|---|------------------------------|--------------------------|------------|
| C3. To what extent does the World Bank Group's work help to achieve development results in Comoros? | | | | | | | | | | | |
| 1 | 2 | 3 | 4 | 5 | 6 | 7 | 8 | 9 | 10 | <input type="checkbox"/> | |
| To no degree at all | | | | | | | | | To a very significant degree | | Don't know |

| | | | | | | | | | | | |
|---|---|---|---|---|---|---|---|---|------------------------------|--------------------------|------------|
| C4. To what extent does the World Bank Group help to build/strengthen existing country systems (e.g., procurement, financial management, etc.) in Comoros? | | | | | | | | | | | |
| 1 | 2 | 3 | 4 | 5 | 6 | 7 | 8 | 9 | 10 | <input type="checkbox"/> | |
| To no degree at all | | | | | | | | | To a very significant degree | | Don't know |

| | | | | | | | | | | | | |
|---|--|-------------------|---|---|---|---|---|---|---|----------------|----|--------------------------|
| To what extent do you agree with the following statements about the World Bank Group in Comoros? | | | | | | | | | | | | |
| | | Strongly disagree | | | | | | | | Strongly agree | | Don't know |
| C5 | The World Bank Group's financial instruments (i.e., investment lending, Development Policy Financing, Trust Funds, etc.) ²¹ meet the needs of Comoros | 1 | 2 | 3 | 4 | 5 | 6 | 7 | 8 | 9 | 10 | <input type="checkbox"/> |
| C6 | The World Bank Group meets Comoros's needs for knowledge services (e.g., research, analysis, data, technical assistance) | 1 | 2 | 3 | 4 | 5 | 6 | 7 | 8 | 9 | 10 | <input type="checkbox"/> |

| | | | | | | | | | | | |
|---|---|---|---|---|---|---|---|---|------------------------------|--------------------------|------------|
| C7. To what extent do you believe the World Bank Group measures and corrects its work in real time in Comoros? | | | | | | | | | | | |
| 1 | 2 | 3 | 4 | 5 | 6 | 7 | 8 | 9 | 10 | <input type="checkbox"/> | |
| To no degree at all | | | | | | | | | To a very significant degree | | Don't know |

²¹ **Investment Project Financing:** Investment loans, credits and grants provide financing for a wide range of activities aimed at creating the physical and social infrastructure necessary to reduce poverty and create sustainable development. **Development Policy Financing (DPF)** provides rapidly-disbursing financing to help a borrower address actual or anticipated development financing requirements of domestic or external origins. DPF aims to help the borrower achieve sustainable poverty reduction through a program of policy and institutional actions, for example, strengthening public financial management, improving the investment climate, addressing bottlenecks to improve service delivery, and diversifying the economy. **Trust funds (TFs)** administered by IBRD and IDA complement the WBG's operations. They allow scaling up of activities, notably in fragile and crisis-affected situations; enable the Bank to provide assistance when its own ability to lend is limited; provide immediate assistance in response to natural disasters and other emergencies; and pilot innovations that are later mainstreamed into the Bank's operations.

SECTION D: THE WORLD BANK GROUP'S KNOWLEDGE WORK AND ACTIVITIES (i.e., ANALYSIS, STUDIES, RESEARCH, DATA, REPORTS, CONFERENCES)

| D1. How frequently do you consult World Bank Group's knowledge work and activities in the work you do? | |
|--|--------------------|
| 1 | Weekly |
| 2 | Monthly |
| 3 | A few times a year |
| 4 | Rarely |
| 5 | Never |

| In Comoros, to what extent do you believe that the World Bank Group's knowledge work and activities: | | | | | | | | | | | | |
|--|--|---------------------|---|---|---|---|------------------------------|---|---|---|----|--------------------------|
| | | To no degree at all | | | | | To a very significant degree | | | | | Don't know |
| D2 | Are timely | 1 | 2 | 3 | 4 | 5 | 6 | 7 | 8 | 9 | 10 | <input type="checkbox"/> |
| D3 | Include appropriate level of stakeholder involvement during preparation | 1 | 2 | 3 | 4 | 5 | 6 | 7 | 8 | 9 | 10 | <input type="checkbox"/> |
| D4 | Lead to practical solutions | 1 | 2 | 3 | 4 | 5 | 6 | 7 | 8 | 9 | 10 | <input type="checkbox"/> |
| D5 | Are accessible (well written and easy to understand) | 1 | 2 | 3 | 4 | 5 | 6 | 7 | 8 | 9 | 10 | <input type="checkbox"/> |
| D6 | Are source of relevant information on global good practices | 1 | 2 | 3 | 4 | 5 | 6 | 7 | 8 | 9 | 10 | <input type="checkbox"/> |
| D7 | Are adequately disseminated | 1 | 2 | 3 | 4 | 5 | 6 | 7 | 8 | 9 | 10 | <input type="checkbox"/> |
| D8 | Are translated enough into local language | 1 | 2 | 3 | 4 | 5 | 6 | 7 | 8 | 9 | 10 | <input type="checkbox"/> |
| D9 | Are adaptable to Comoros's specific development challenges and country circumstances | 1 | 2 | 3 | 4 | 5 | 6 | 7 | 8 | 9 | 10 | <input type="checkbox"/> |

| D10. Overall, how significant a contribution do you believe the World Bank Group's knowledge work and activities make to development results in your country? | | | | | | | | | | | | |
|---|---|---|---|---|---|---|---|---|------------------|--------------------------|------------|--|
| 1 | 2 | 3 | 4 | 5 | 6 | 7 | 8 | 9 | 10 | <input type="checkbox"/> | | |
| Not significant at all | | | | | | | | | Very significant | | Don't know | |

| D11. Overall, how would you rate the technical quality of the World Bank Group's knowledge work and activities? | | | | | | | | | | | | |
|---|---|---|---|---|---|---|---|---|-----------------------------|--------------------------|------------|--|
| 1 | 2 | 3 | 4 | 5 | 6 | 7 | 8 | 9 | 10 | <input type="checkbox"/> | | |
| Very low technical quality | | | | | | | | | Very high technical quality | | Don't know | |

SECTION E: WORKING WITH THE WORLD BANK GROUP

| To what extent do you agree/disagree with the following statements? | | | | | | | | | | | | |
|---|--|-------------------|---|---|---|---|---|---|---|---|----------------|--------------------------|
| | | Strongly disagree | | | | | | | | | Strongly agree | Don't know |
| E1 | The World Bank Group disburses funds promptly | 1 | 2 | 3 | 4 | 5 | 6 | 7 | 8 | 9 | 10 | <input type="checkbox"/> |
| E2 | The World Bank Group effectively monitors and evaluates the projects and programs it supports | 1 | 2 | 3 | 4 | 5 | 6 | 7 | 8 | 9 | 10 | <input type="checkbox"/> |
| E3 | The World Bank Group's approvals and reviews are done in a timely fashion | 1 | 2 | 3 | 4 | 5 | 6 | 7 | 8 | 9 | 10 | <input type="checkbox"/> |
| E4 | The World Bank Group's "Safeguard Policy" requirements are reasonable | 1 | 2 | 3 | 4 | 5 | 6 | 7 | 8 | 9 | 10 | <input type="checkbox"/> |
| E5 | The World Bank Group's conditions on its lending are reasonable | 1 | 2 | 3 | 4 | 5 | 6 | 7 | 8 | 9 | 10 | <input type="checkbox"/> |
| E6 | The World Bank Group takes decisions quickly in Comoros | 1 | 2 | 3 | 4 | 5 | 6 | 7 | 8 | 9 | 10 | <input type="checkbox"/> |
| E7 | Working with the World Bank Group increases Comoros's institutional capacity | 1 | 2 | 3 | 4 | 5 | 6 | 7 | 8 | 9 | 10 | <input type="checkbox"/> |
| E8 | Where country systems (e.g., procurement, financial management, etc.) are adequate, the World Bank Group makes appropriate use of them | 1 | 2 | 3 | 4 | 5 | 6 | 7 | 8 | 9 | 10 | <input type="checkbox"/> |
| E9 | The World Bank Group provides effective implementation support (i.e., supervision of projects) | 1 | 2 | 3 | 4 | 5 | 6 | 7 | 8 | 9 | 10 | <input type="checkbox"/> |

| E10. To what extent do you believe that the World Bank Group's work helps to find solutions that promote private public partnerships in Comoros? | | | | | | | | | | | | |
|--|---|---|---|---|---|---|---|---|------------------------------|--------------------------|------------|--|
| 1 | 2 | 3 | 4 | 5 | 6 | 7 | 8 | 9 | 10 | <input type="checkbox"/> | | |
| To no degree at all | | | | | | | | | To a very significant degree | | Don't know | |

| E11. Which of the following best describes the World Bank Group's support in Comoros? (Select only one response) | | | | | | | | | | | | |
|--|--|--|--|--|--|--|--|--|--|--|--|--|
| 1 | The World Bank Group is sufficiently selective and focuses on the most important development challenges in Comoros | | | | | | | | | | | |
| 2 | The World Bank Group is not sufficiently selective in Comoros, and it is involved in too many areas of development | | | | | | | | | | | |
| 3 | Don't know | | | | | | | | | | | |

| E12. To what extent do you believe the World Bank Group is adequately staffed in Comoros? | | | | | | | | | | | | |
|---|---|---|---|---|---|---|---|---|------------------------------|--------------------------|------------|--|
| 1 | 2 | 3 | 4 | 5 | 6 | 7 | 8 | 9 | 10 | <input type="checkbox"/> | | |
| To no degree at all | | | | | | | | | To a very significant degree | | Don't know | |

SECTION F: THE FUTURE ROLE OF THE WORLD BANK GROUP IN COMOROS

| | |
|--|--|
| F1. Which of the following SHOULD the World Bank Group do to make itself of greater value in Comoros? (Choose no more than TWO) | |
| 1 | Offer more innovative financial products |
| 2 | Ensure greater selectivity in its work |
| 3 | Provide more adequate data/knowledge/statistics/figures on Comoros's economy |
| 4 | Improve the competitiveness of its financing compared to markets (e.g., cost, timeliness, other terms) |
| 5 | Reach out more to groups outside of Government |
| 6 | Increase the level of capacity development in the country |
| 7 | Improve the quality of its experts as related to Comoros's specific challenges |
| 8 | Offer more innovative knowledge services |
| 9 | Collaborate more effectively with Government clients (e.g., national, island) |
| 10 | Work faster |
| 11 | Reduce the complexity of obtaining World Bank Group financing |
| 12 | Increase the level of World Bank Group staffing in Comoros's office |
| 13 | Other (please specify): _____ |

| | |
|---|--|
| F2. When considering the combination of services that the World Bank Group offers in Comoros, and taking into account its limited level of resources, which ONE of the following do you believe the World Bank Group should offer more of in Comoros? (Select only ONE response) | |
| 1 | Financial services |
| 2 | Knowledge products |
| 3 | Convening services |
| 4 | None of the above |
| 5 | The combination is appropriate for Comoros |
| 6 | Don't know |

SECTION F: THE FUTURE ROLE OF THE WORLD BANK GROUP IN COMOROS

F3. Please answer the following questions:

(Choose no more than THREE for each column)

| | | A. Which THREE areas below would benefit most from the World Bank Group playing a leading role among international partners in Comoros? | B. Which THREE areas below would benefit most from other donors in Comoros? |
|----|---|---|---|
| 1 | Social cohesion | <input type="checkbox"/> | <input type="checkbox"/> |
| 2 | Public financial management | <input type="checkbox"/> | <input type="checkbox"/> |
| 3 | Reducing violence | <input type="checkbox"/> | <input type="checkbox"/> |
| 4 | Access to justice systems | <input type="checkbox"/> | <input type="checkbox"/> |
| 5 | Security mechanisms | <input type="checkbox"/> | <input type="checkbox"/> |
| 6 | Conflict resolution mechanisms | <input type="checkbox"/> | <input type="checkbox"/> |
| 7 | Access to basic services | <input type="checkbox"/> | <input type="checkbox"/> |
| 8 | Capacity of state institutions | <input type="checkbox"/> | <input type="checkbox"/> |
| 9 | Jobs | <input type="checkbox"/> | <input type="checkbox"/> |
| 10 | Improving livelihoods | <input type="checkbox"/> | <input type="checkbox"/> |
| 11 | Social safety nets | <input type="checkbox"/> | <input type="checkbox"/> |
| 12 | Stimulating dialogue to promote peace and stability | <input type="checkbox"/> | <input type="checkbox"/> |

F4. What should the World Bank Group do to improve collaboration with the UN in the field?

(Choose no more than THREE)

| | |
|---|--|
| 1 | Organize more joint meetings and missions with the UN |
| 2 | Collaborate on analysis, assessments and planning, including on rapid assessments on emerging crisis and changing circumstances when both institutions are engaged |
| 3 | Develop joint or complementary projects with the UN, leveraging each organization's comparative advantages |
| 4 | Develop guidelines, framework and tools to facilitate operational cooperation and cross-financing |
| 5 | Share more information about the World Bank Group's activities, products, and knowledge |
| 6 | Involve UN experts to a greater degree in World Bank Group activities |
| 7 | Other (please specify): _____ |

SECTION G: COMMUNICATION AND INFORMATION SHARING

| | | | |
|---|--|----|-------------------------------|
| G1. How do you get most of your information about economic and social development issues in Comoros? (Choose no more than TWO) | | | |
| 1 | Social media (e.g., blogs, Facebook, Twitter, YouTube, Flickr) | 6 | International television |
| 2 | International newspapers | 7 | Local newspapers |
| 3 | Local radio | 8 | Internet |
| 4 | International radio | 9 | Periodicals |
| 5 | Local television | 10 | Other (please specify): _____ |

| | | | |
|---|--|---|--|
| G2. How would you prefer to receive information from the World Bank Group? (Choose no more than TWO) | | | |
| 1 | Direct contact with World Bank Group (i.e., face to face meetings/discussions) | 5 | World Bank Group's website |
| 2 | Mobile phones | 6 | Social media (e.g., blogs, Facebook, Twitter, YouTube, Flickr) |
| 3 | World Bank Group's seminars/workshops/conferences | 7 | e-Newsletters |
| 4 | World Bank Group's publications and other written materials | 8 | Other (please specify): _____ |

| | | | |
|-----------|---|------------|-----------|
| G3 | Are you aware of the World Bank Group's Access to Information Policies under which the World Bank Group discloses any information in its possession that is not on a list of exceptions? (If YES please go to Question G4; if NO please go to G5) | Yes | No |
|-----------|---|------------|-----------|

| | |
|--|---|
| G4. If yes, from which of the following sources did you learn about the World Bank Group's Access to Information Policies? (Select only ONE response) | |
| 1 | World Bank Group's seminars/workshops/conferences |
| 2 | World Bank Group's website |
| 3 | World Bank Group's e-Newsletters |
| 4 | News/Media |
| 5 | Colleagues/Friends/Peer organizations |
| 6 | Other (please specify): _____ |

| | | | |
|-----------|---|------------|-----------|
| G5 | Have you requested information from the World Bank Group on its activities in the past year? (If YES please go to Question G6; if NO please go to G7) | Yes | No |
| G6 | Were you able to obtain this information? | Yes | No |
| G7 | Do you have access to the Internet? | Yes | No |
| G8 | Do you use/have you used the World Bank Group website? | Yes | No |
| G9 | Do you currently consult the World Bank Group social media sites (e.g., Facebook, blogs, Twitter, YouTube, and Flickr)? | Yes | No |

**SECTION G: COMMUNICATION AND INFORMATION SHARING**

| G10. Which Internet connection do you use primarily when visiting a World Bank Group website? | |
|--|-----------------|
| 1 | High speed/WiFi |
| 2 | Dial-up |

| Please rate how much you agree with the following statements. | | | | | | | | | | | | | |
|--|--|--------------------------|---|---|---|---|---|---|---|---|----|-----------------------|--------------------------|
| | | Strongly disagree | | | | | | | | | | Strongly agree | Don't know |
| G11 | I find the World Bank Group's websites easy to navigate. <i>(Only answer if you have used a World Bank Group website)</i> | 1 | 2 | 3 | 4 | 5 | 6 | 7 | 8 | 9 | 10 | | <input type="checkbox"/> |
| G12 | I find the information on the World Bank Group's websites useful. <i>(Only answer if you have used a World Bank Group website)</i> | 1 | 2 | 3 | 4 | 5 | 6 | 7 | 8 | 9 | 10 | | <input type="checkbox"/> |
| G13 | The World Bank Group's social media channels (e.g., blogs, Facebook, Twitter, YouTube, Flickr) are valuable sources of information about the institution | 1 | 2 | 3 | 4 | 5 | 6 | 7 | 8 | 9 | 10 | | <input type="checkbox"/> |
| G14 | When I need information from the World Bank Group I know how to find it (e.g., whom to call, where to reach them, etc.) | 1 | 2 | 3 | 4 | 5 | 6 | 7 | 8 | 9 | 10 | | <input type="checkbox"/> |
| G15 | The World Bank Group is responsive to my information requests and inquiries | 1 | 2 | 3 | 4 | 5 | 6 | 7 | 8 | 9 | 10 | | <input type="checkbox"/> |

SECTION H: BACKGROUND INFORMATION

| H1. Which of the following best describes your current position? (Select only ONE response) | | | |
|--|---|----|--|
| 1 | Office of the President, Prime Minister | 11 | NGO/Community Based Organization |
| 2 | Office of Minister | 12 | Media (press, radio, TV, web, etc.) |
| 3 | Office of Parliamentarian | 13 | Independent Government Institution (i.e., Regulatory Agency, Central Bank/oversight institution) |
| 4 | Employee of a Ministry, Ministerial Department or Implementation Agency | 14 | Trade Union |
| 5 | Project Management Unit (PMU) overseeing implementation of project/ Consultant/Contractor working on World Bank Group supported project/program | 15 | Faith-Based Group |
| 6 | Island Government Office or Staff | 16 | Youth Group |
| 7 | Bilateral/Multilateral Agency | 17 | Academia/Research Institute/Think Tank |
| 8 | Private Sector Organization | 18 | Judiciary Branch |
| 9 | Private Foundation | 19 | Other (please specify): _____ |
| 10 | Financial Sector/Private Bank | | |

| H2. Please identify the primary specialization of your work. (Select only ONE response) | | | |
|--|--------------------------------------|----|--|
| 1 | Water | 12 | Gender |
| 2 | Social protection and labor | 13 | Transport and ICT |
| 3 | Fragility, conflict and violence | 14 | Urban, rural, and social development |
| 4 | Environment and natural resources | 15 | Governance |
| 5 | Public-private partnerships | 16 | Poverty |
| 6 | Education | 17 | Jobs |
| 7 | Health, nutrition, and population | 18 | Agriculture |
| 8 | Energy and extractives | 19 | Climate Change |
| 9 | Macroeconomics and fiscal management | 20 | Generalist (specialized in multiple sectors) |
| 10 | Trade and competitiveness | 21 | Other (please specify): _____ |
| 11 | Finance and markets | | |

| H3. Currently, do you professionally collaborate/work with the World Bank Group (IDA, IFC, or MIGA) in your country? (Select only ONE response) | |
|--|-----|
| 1 | Yes |
| 2 | No |

| H4. Which of the following agencies of the World Bank Group do you primarily engage with in Comoros? (Select only ONE response) | |
|--|---|
| 1 | The World Bank (IDA) |
| 2 | The International Finance Corporation (IFC) |
| 3 | The Multilateral Investment Guarantee Agency (MIGA) |
| 4 | Other (please specify): _____ |

SECTION H: BACKGROUND INFORMATION

| | |
|---|-----|
| H5. Do your projects involve both the World Bank and the IFC? <i>(If YES please go to Question H6; If NO please go to H7)</i> | |
| 1 | Yes |
| 2 | No |

| | |
|--|--|
| H6. If yes, what was your view of how the two institutions work together in Comoros? (Select only ONE response) | |
| 1 | The two institutions work well together |
| 2 | The way the two institutions work together needs improvement |
| 3 | The two institutions do not work well together |
| 4 | Don't know |

| | |
|---|---|
| H7. Which of the following describes most of your exposure to the World Bank Group in Comoros? (Choose no more than TWO) | |
| 1 | Observer (i.e., follow in media, discuss in informal conversations, etc.) |
| 2 | Use World Bank Group reports/data |
| 3 | Engage in World Bank Group related/sponsored events/activities |
| 4 | Collaborate as part of my professional duties |
| 5 | Use World Bank Group website for information, data, research, etc. |

| | |
|--------------------------------|--------|
| H8. What's your gender? | |
| 1 | Female |
| 2 | Male |

| | |
|--|---------------------|
| H9. Which best represents your geographic location? | |
| 1 | Moroni |
| 2 | Other Grande Comore |
| 3 | Moheli |
| 4 | Anjouan |

Thank you for completing the survey!