

FY 2016 Guinea Country Opinion Survey Report

THE WORLD BANK GROUP

Public Opinion Research Group



October 2016



Acknowledgements

The Guinea Country Opinion Survey is part of the Country Opinion Survey Program series of the World Bank Group. This report was prepared by the Public Opinion Research Group (PORG), led by Sharon Felzer (Senior Communications Officer, Head of PORG). Svetlana Markova, Jing Guo, and Jessica Cameron oversaw design, reporting, and analysis. Calita Woods, Isabel Tepedino, Dania Mendoza, and Noreen Wambui provided data support. The report was prepared under the overall guidance and supervision of Sumir Lal (Director, ECRGP). PORG acknowledges the significant contribution from the Guinea country team and the local fielding agency West African Consulting. In particular, PORG is grateful for the support from Safiatou Lamarana Diallo (Operations Officer) who coordinated the survey related activities from Conakry, Guinea.



Country Opinion Surveys
THE WORLD BANK GROUP



Table of Contents

I. Objectives	3
II. Methodology.....	3
III. Demographics of the Sample.....	4
IV. General Issues Facing Guinea	8
V. Overall Attitudes toward the World Bank Group.....	13
VI. Sectoral Effectiveness.....	20
VII. How the World Bank Group Operates	24
VIII. World Bank Group's Knowledge and Instruments	30
IX. World Bank Group's Response to Ebola	34
X. The Future Role of the World Bank Group in Guinea.....	37
XI. Communication and Outreach	42
XII. Appendices.....	46





I. Objectives

This survey was designed to assist the World Bank Group (WBG) in gaining a better understanding of how stakeholders in Guinea perceive the WBG. The survey explored:

- *General Issues Facing Guinea*
- *Overall Attitudes toward the World Bank Group*
- *World Bank Group's Effectiveness and Results*
- *The World Bank Group's Knowledge Work and Activities*
- *Working with the World Bank Group*
- *The Future Role of the World Bank Group in Guinea*
- *Communication and Information Sharing*
- *Background Information*

II. Methodology

From April to May 2016, 492 stakeholders of the WBG in Guinea were invited to provide their opinions on the WBG's work in the country by participating in a country opinion survey. Participants were drawn from the Office of the President/Prime Minister; office of a minister; office of a parliamentarian; ministries/ministerial departments/implementation agencies; Project Management Units (PMUs) overseeing implementation of WBG projects; consultants/contractors working on WBG-supported projects/programs; local governments; bilateral/multilateral agencies; private sector organizations; private foundations; the financial sector/private banks; NGOs/community based organizations; the media; independent government institutions; trade unions; faith-based groups; youth groups; academia/research institutes/think tanks; the judiciary branch; and other organizations. A total of 384 stakeholders participated in the survey (78% response rate).

Respondents completed the questionnaire with a representative from the fielding agency. Respondents were asked about: general issues facing Guinea; their overall attitudes toward the WBG; the WBG's effectiveness and results; the WBG's knowledge work and activities; working with the WBG; the WBG's future role in Guinea; and the WBG's communication and information sharing.

Every country that engages in the Country Opinion Survey (COS) must include specific indicator questions that will be aggregated for the World Bank Group's annual Corporate Scorecard. These questions are identified throughout the survey report.

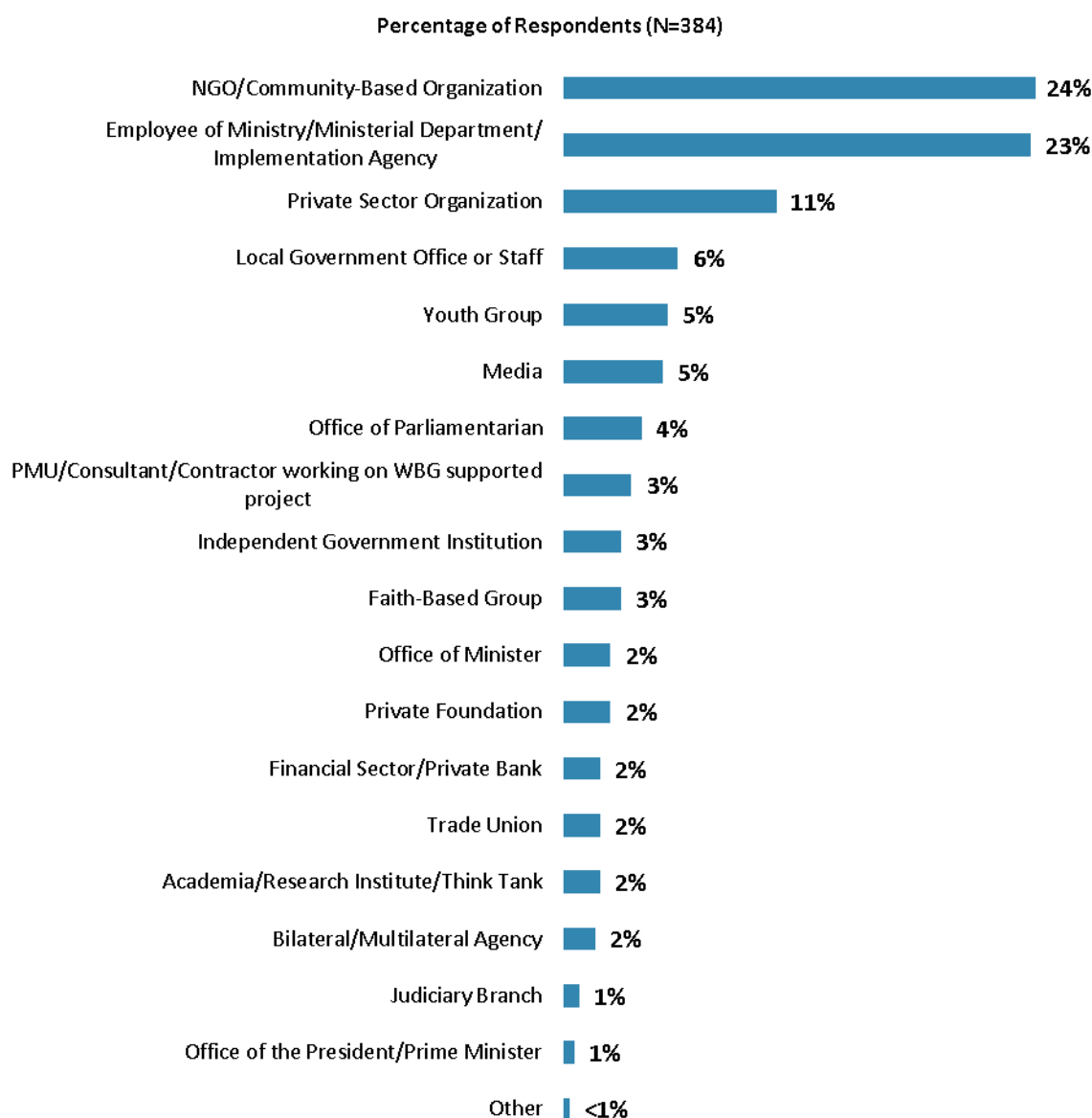
The results in this year's Country Survey were compared to those in the Country Survey conducted in FY'13 (response rate was 75%, N=383). Data were weighted to reach the same stakeholder composition in two years, which allows for year comparisons. Stakeholder groups which were not present in both fiscal years were not included in the comparison. Respondents who belonged to the "other" stakeholder category were not included either. As a result, mean ratings, percentages of respondents, and the total number of respondents in both years are slightly different from those of the original data reported in the FY'13 COS report and the non-weighted data presented in appendices A, B, C, D, and F. For the weighted stakeholder breakdown and year comparison results, please refer to Appendix E (page 99).



III. Demographics of the Sample

Current Position

- For further analyses, respondents from the Office of the President/Prime Minister were combined with respondents from the office of a minister; respondents from PMUs and consultants working on WBG-supported projects were combined with employees of ministries; respondents from financial sector/private banks were combined with those from private sector organizations; respondents from NGOs/community based organizations, youth groups, faith-based groups, private foundations, and trade unions were combined in the “CSO” category; and the few respondents from academia/research institutes/think tanks, bilateral/multilateral agencies, and the judiciary branch were included in the “Other” category.

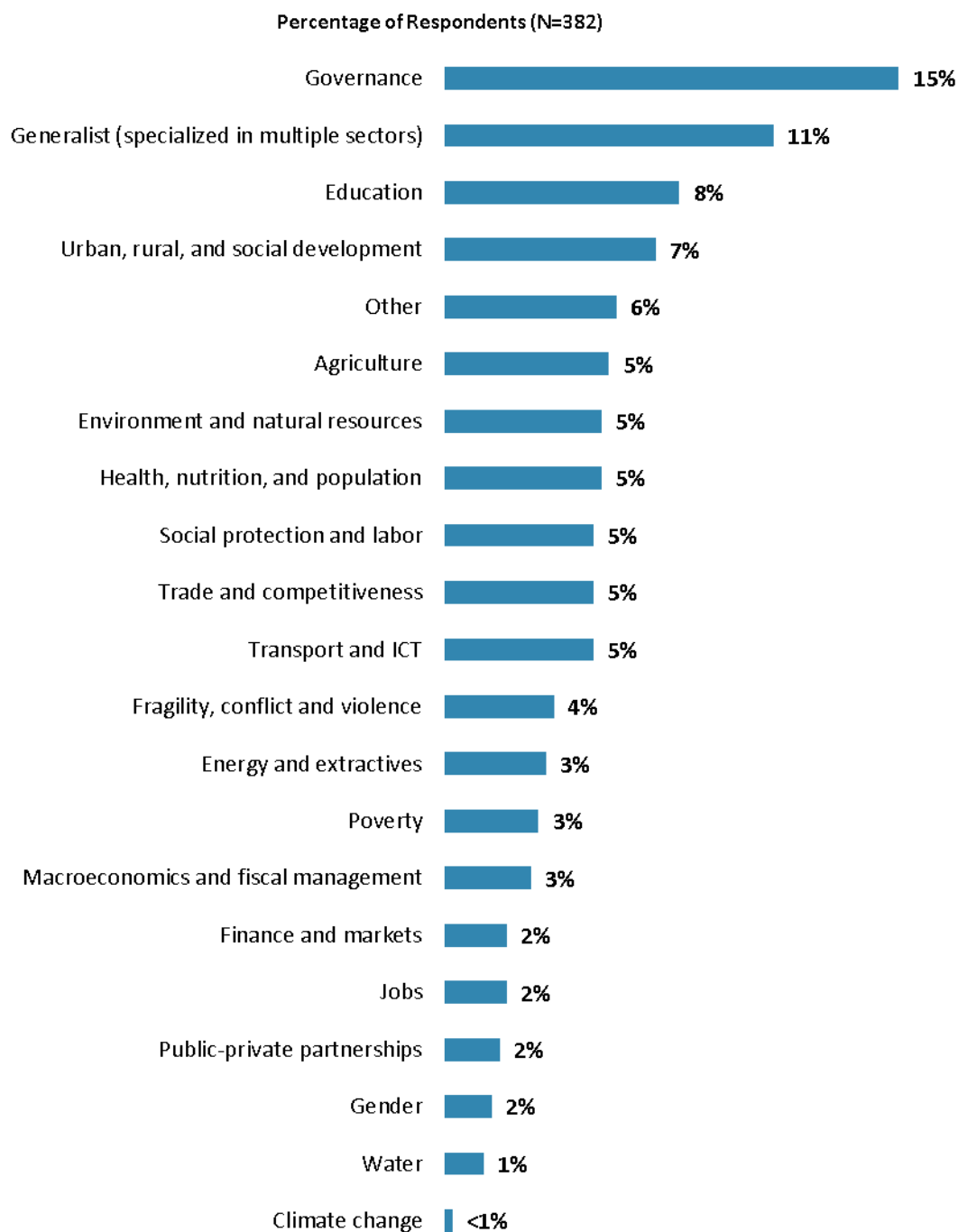


“Which of the following best describes your current position?” (Respondents chose from a list.)



III. Demographics of the Sample (continued)

Area of Primary Specialization



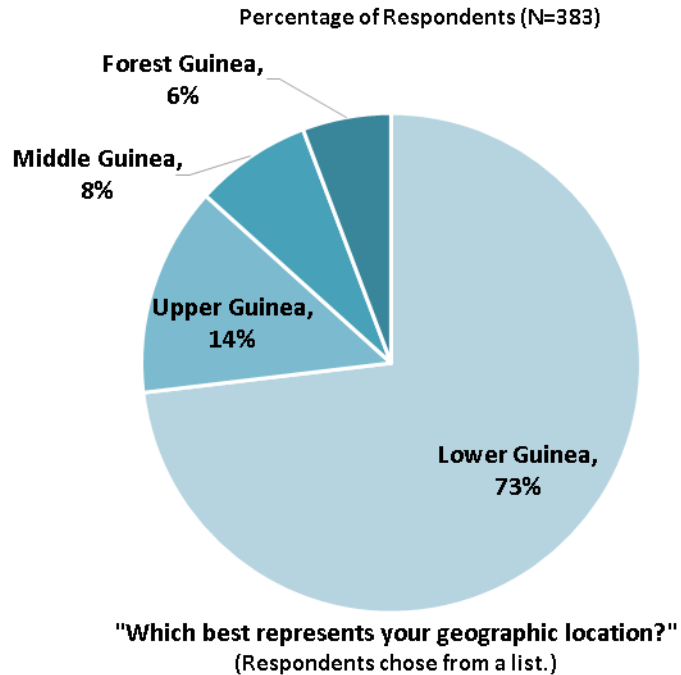
"Please identify the primary specialization of your work." (Respondents chose from a list.)



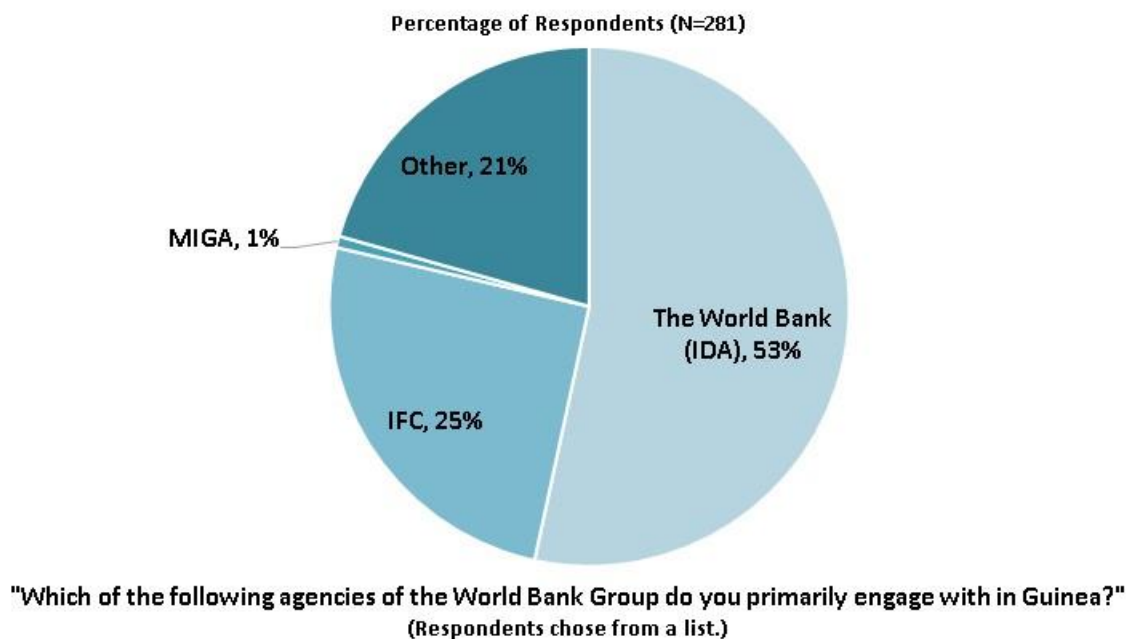
III. Demographics of the Sample (continued)

Geographic Locations

- Geographic location comparisons can be found in Appendix C (page 90).



Exposure to Agencies within the World Bank Group

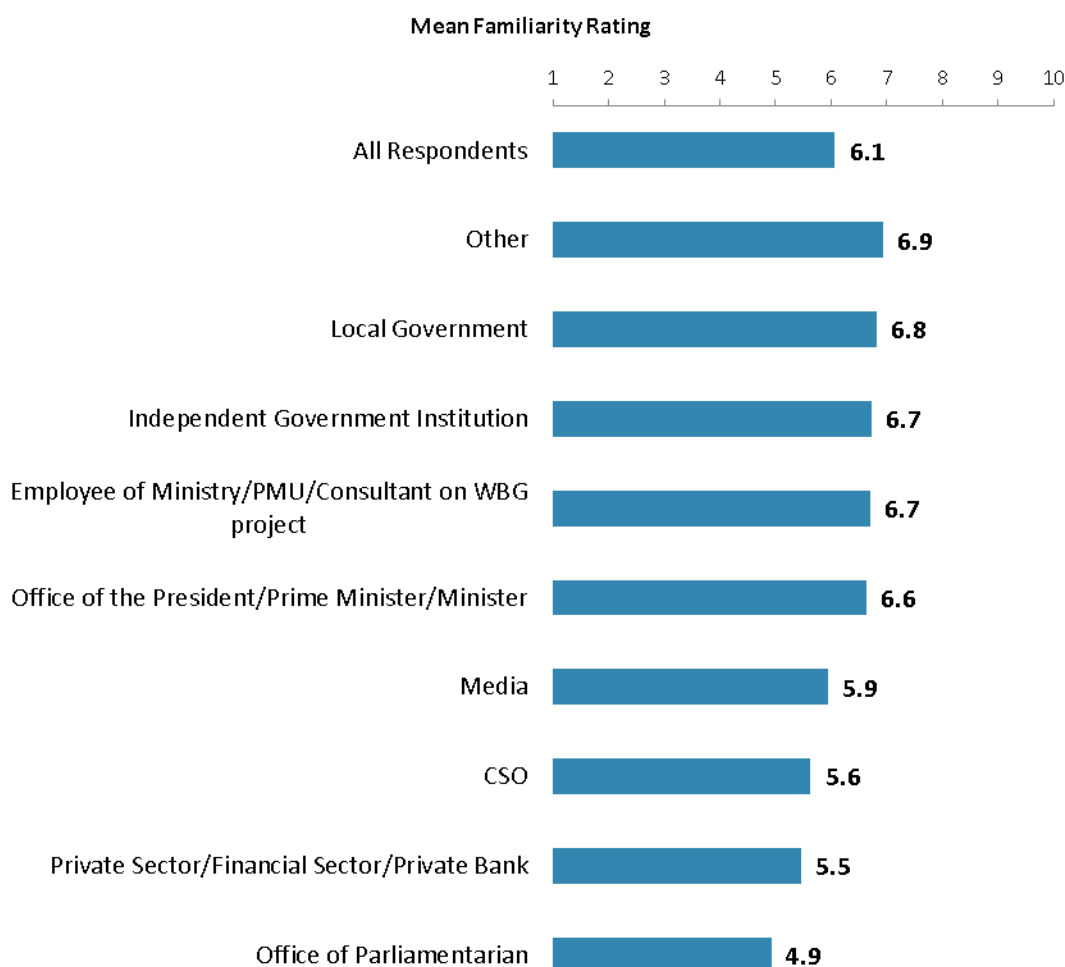




III. Demographics of the Sample (continued)

Familiarity with the World Bank Group

- **Year comparison:** Respondents in this year's Country Survey were significantly more familiar with the WBG than respondents in the previous FY'13 Country Survey (mean familiarity rating in FY'16 = 6.1; mean familiarity rating in FY'13 = 5.7).¹
- Respondents' levels of familiarity with the WBG were significantly, strongly correlated with their ratings of the WBG's overall effectiveness in Guinea, and significantly, moderately correlated with the extent to which the WBG plays a relevant role in development in Guinea, and the extent to which the WBG contributes to the country's development results.



"How familiar are you with the work of the World Bank Group in Guinea?"
(1 - "Not familiar at all", 10 - "Extremely familiar")

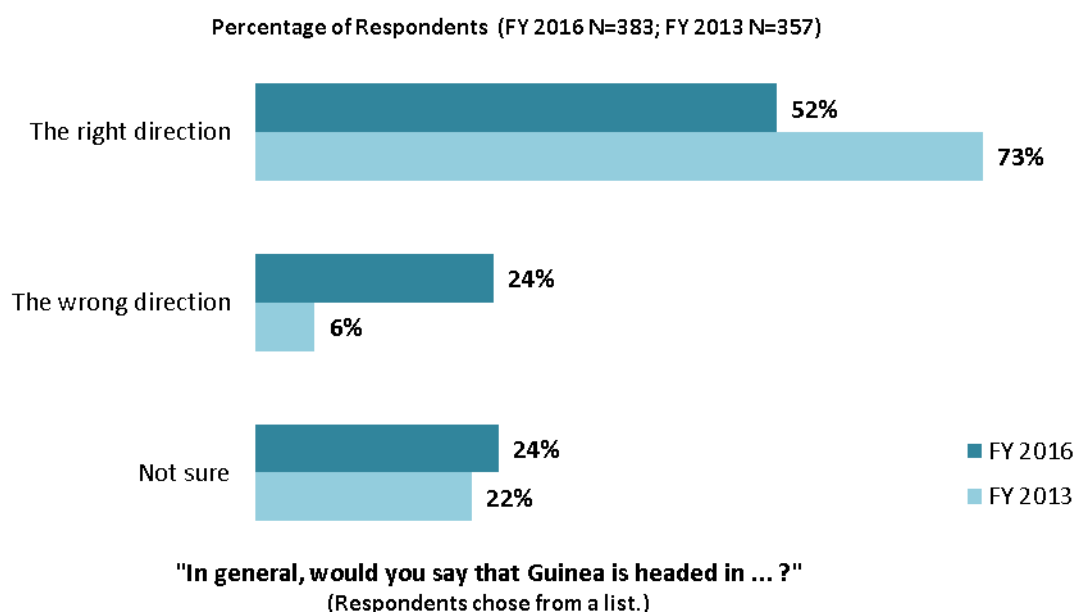
¹ Please refer to Appendix E (page 99) for more details on data comparisons across years. The means in the chart were calculated based on un-weighted data.



IV. General Issues Facing Guinea

Headed in the Right Direction²

- **Year comparison:** This year's respondents were significantly less likely to believe that Guinea is headed in the right direction compared to respondents in the FY'13 Country Survey.
- **Stakeholder groups:** In this year's Country Survey, respondents from the Office of the President/Prime Minister/Minister and local governments were significantly more likely to indicate that Guinea is headed in the right direction, whereas respondents from the office of a parliamentarian were least positive about the prospect of Guinea.



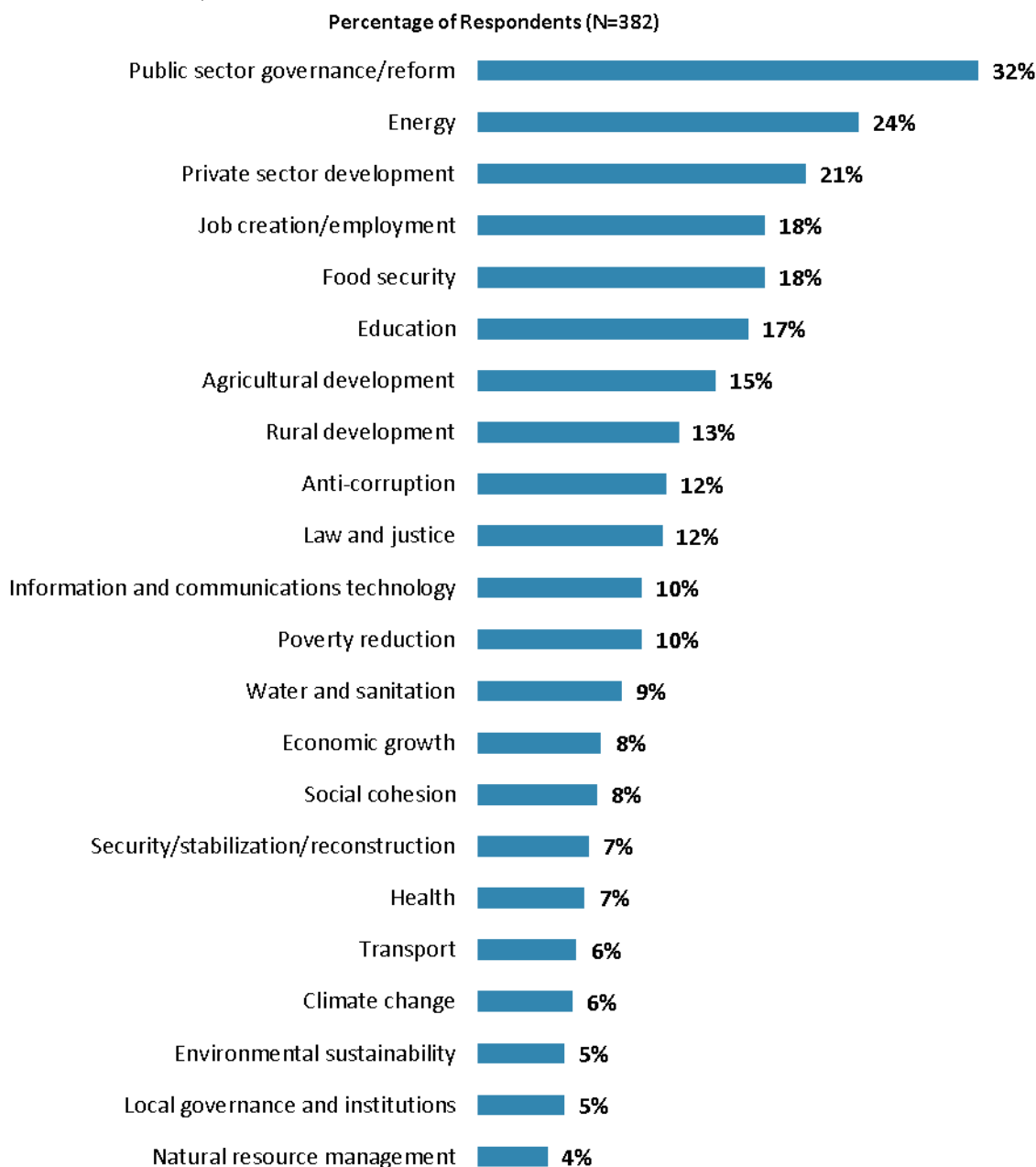
² Percentages in the chart were calculated based on weighted data.



IV. General Issues Facing Guinea (continued)

Development Priority

- **Year comparison:** Respondents in the previous FY'13 Country Survey indicated that the most important development priorities in Guinea were “*energy*” (39%), “*education*” (33%), “*public sector governance/reform*” (26%), and “*security/stabilization/reconstruction*” (26%).



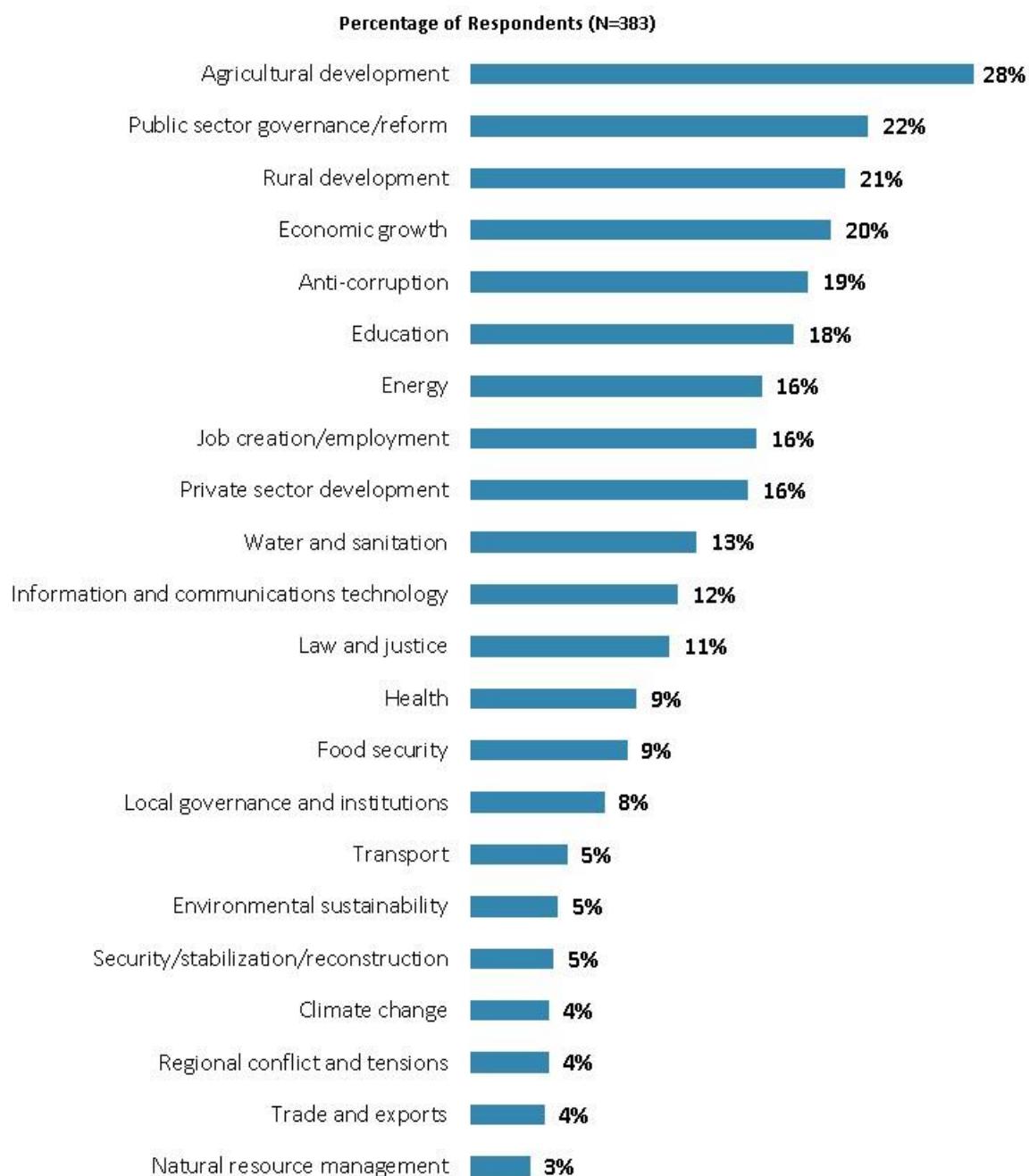
"Listed below are a number of development priorities in Guinea. Please identify which of the following you consider the most important development priorities in Guinea. (Choose no more than THREE)"
(Respondents chose from a list. Responses combined. Top 22 of 35 response options shown.)



IV. General Issues Facing Guinea (continued)

What Would Contribute Most to Reducing Poverty

- **Year comparison:** In the previous FY'13 Country Survey, respondents indicated that the greatest contributors to poverty reduction in Guinea were “*rural development*” (29%), “*energy*” (28%), and “*agricultural development*” (28%).

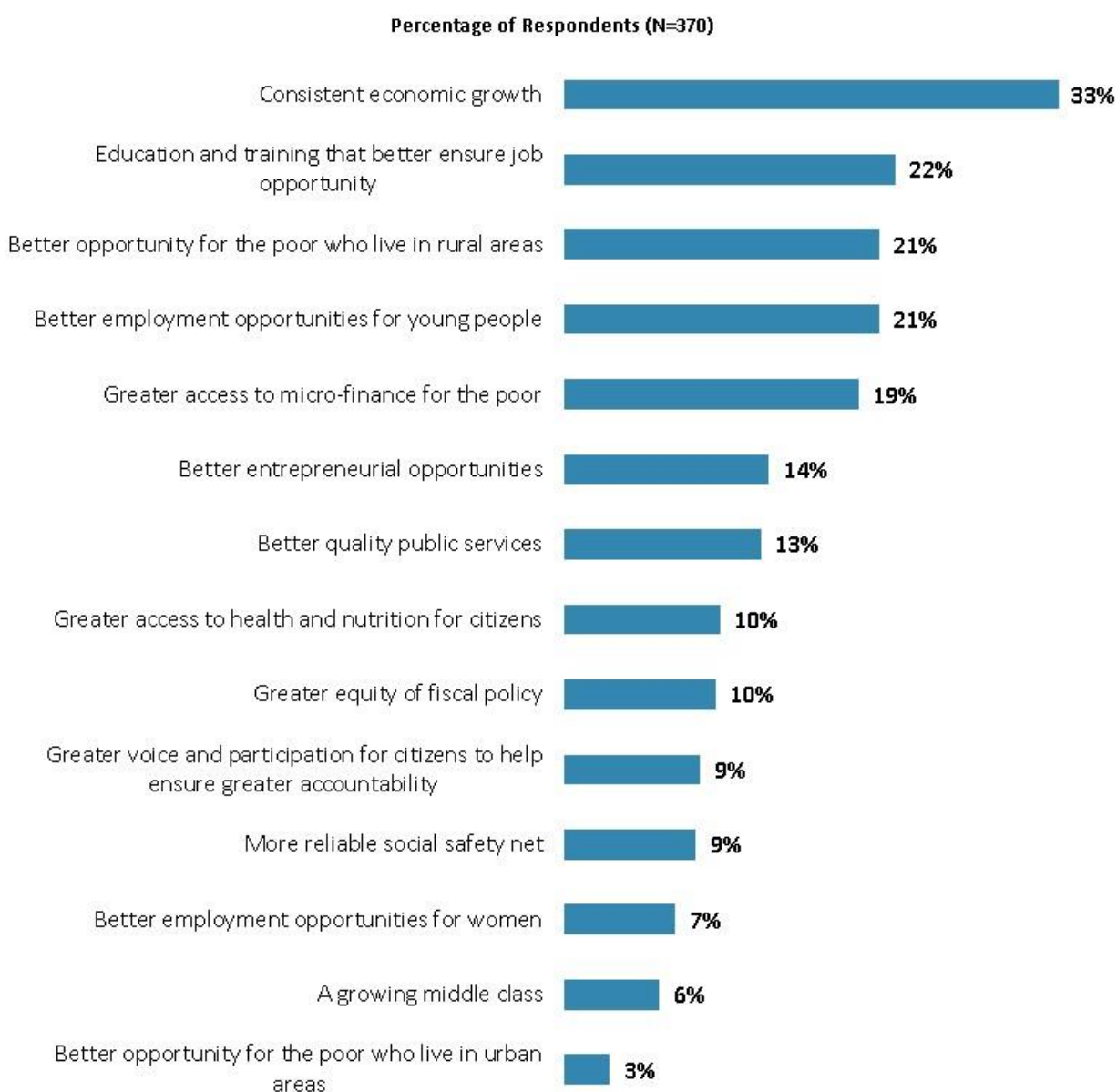


"Poverty reduction is a broad term that encompasses work in many different areas. Which THREE areas of development listed below do you believe would contribute most to reducing poverty in Guinea? (Choose no more than THREE)" (Respondents chose from a list. Responses combined. Top 22 of 34 response options shown.)



IV. General Issues Facing Guinea (continued)

Factors Contributing to “Shared Prosperity”

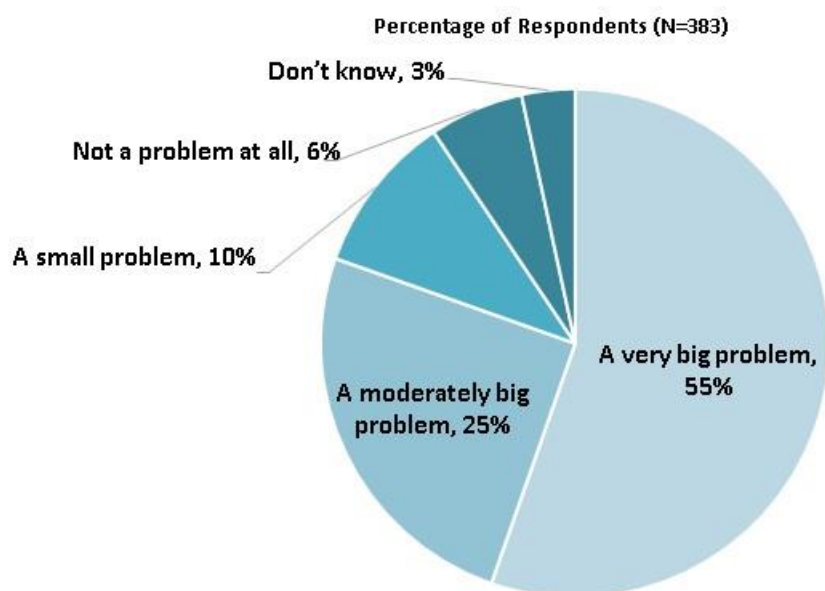


"The World Bank Group's "Shared Prosperity" goal captures two key elements, economic growth and equity. It will seek to foster income growth among the bottom 40 percent of a country's population. Improvement in the Shared Prosperity Indicator requires growth and well-being of the less well-off. When thinking about the idea of "shared prosperity" in your country, which of the following TWO best illustrate how this would be achieved in Guinea? (Choose no more than TWO)"
(Respondents chose from a list. Responses combined.)



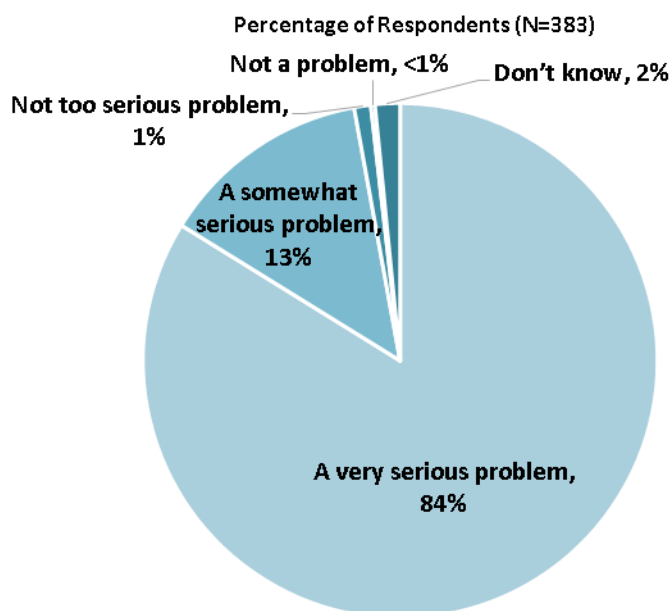
IV. General Issues Facing Guinea (continued)

Gap between the Rich and the Poor



"Do you think the gap between the rich and the poor is a very big problem, a moderately big problem, a small problem or not a problem at all in Guinea?" (Respondents chose from a list.)

Global Climate Change



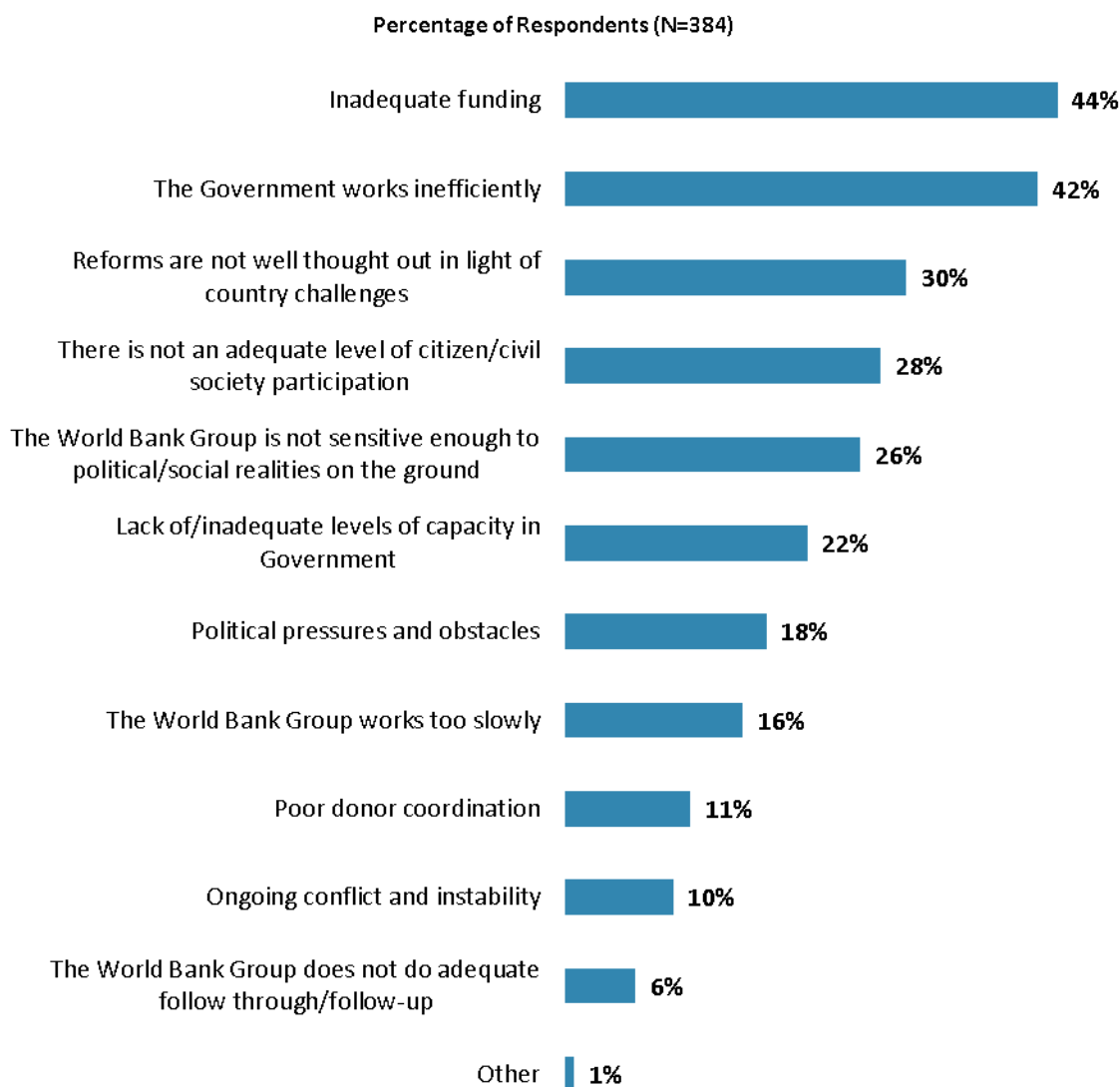
"In your view, is global climate change a very serious problem, somewhat serious, not too serious, or not a problem?" (Respondents chose from a list.)



V. Overall Attitudes toward the World Bank Group

Attributing Failed/Slow Reform Efforts

- **Year comparison:** Respondents in the previous FY'13 Country Survey most often attributed failed or slow World Bank assisted reform efforts to that “*there is not an adequate level of citizen/civil society participation*” (50%) and “*the Government works inefficiently*” (47%).



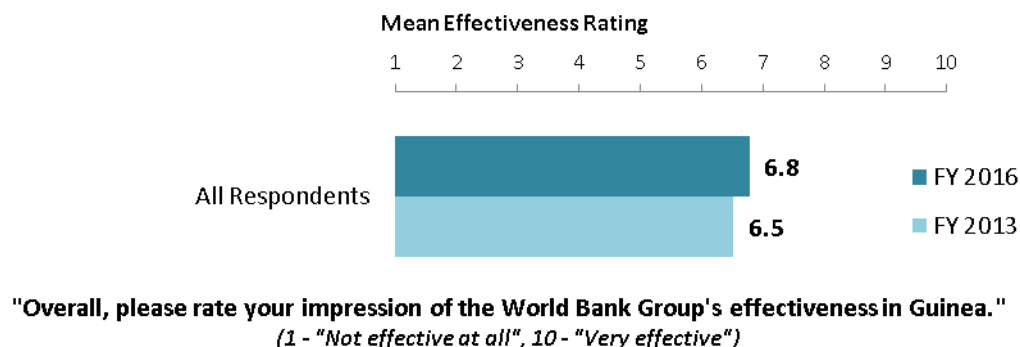
"When World Bank Group assisted reform efforts fail or are slow to take place, which THREE of the following would you attribute this to? (Choose no more than THREE)"
(Respondents chose from a list. Responses combined.)



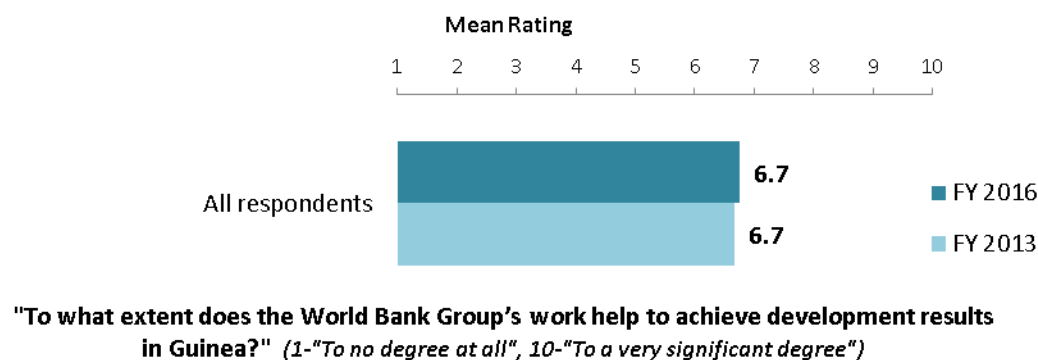
V. Overall Attitudes toward the World Bank Group (continued)

As noted in the “Methodology” section, the indicator questions referred to throughout the survey report are questions that are asked in every country that engages in the Country Opinion Survey. These will be aggregated for the World Bank Group’s annual Corporate Scorecard.

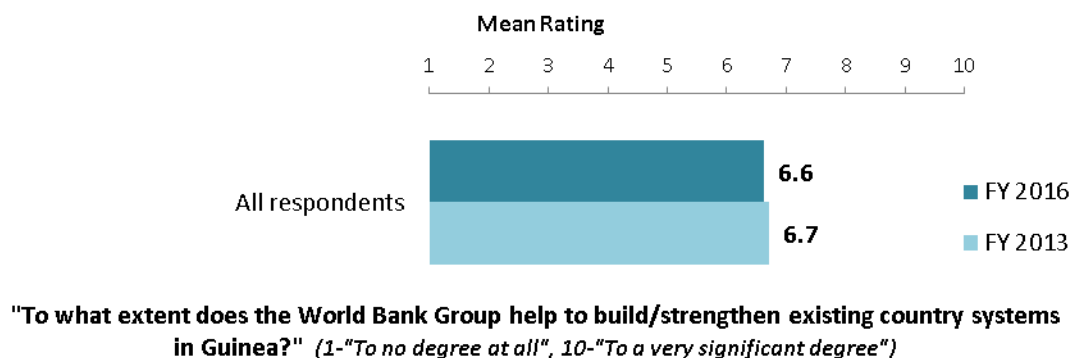
The World Bank Group’s Overall Effectiveness³ (Indicator Question)



Achieving Development Results (Indicator Question)



Building/Strengthening Existing Country Systems (Indicator Question)

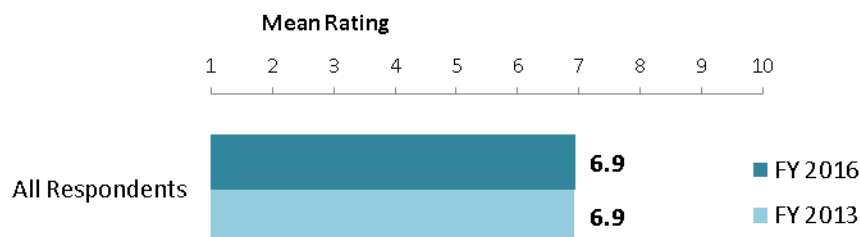


³ Means presented in the charts on this page were calculated based on weighted data from FY'16 and FY'13.



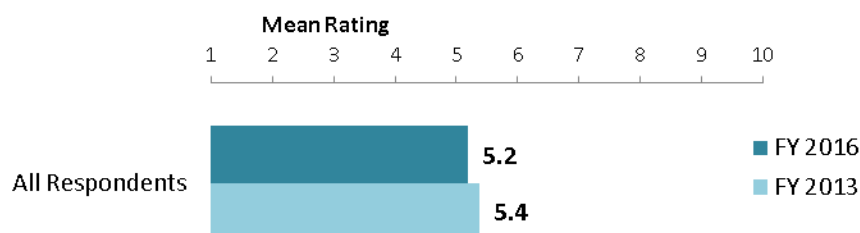
V. Overall Attitudes toward the World Bank Group (continued)

WBG Staff Preparedness⁴



"To what extent do you believe the World Bank Group's staff is well prepared (e.g., skills and knowledge) to help Guinea solve its most complicated development challenges?"
(1-"To no degree at all", 10-"To a very significant degree")

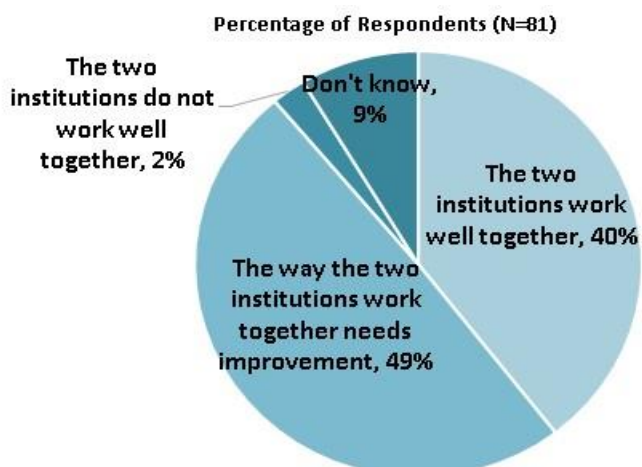
WBG Staffing in Guinea



"To what extent do you believe the World Bank Group is adequately staffed in Guinea?"
(1-"To no degree at all", 10-"To a very significant degree")

The World Bank and the IFC Working Together

- Only those stakeholders who responded "Yes" to the question "*Do your projects involve both the World Bank and the IFC?*" provided their views on the working relationship between the World Bank and the IFC.



"If your projects involved both the World Bank and the IFC, what was your view on the two institutions working together in Guinea?" (Respondents chose from a list.)

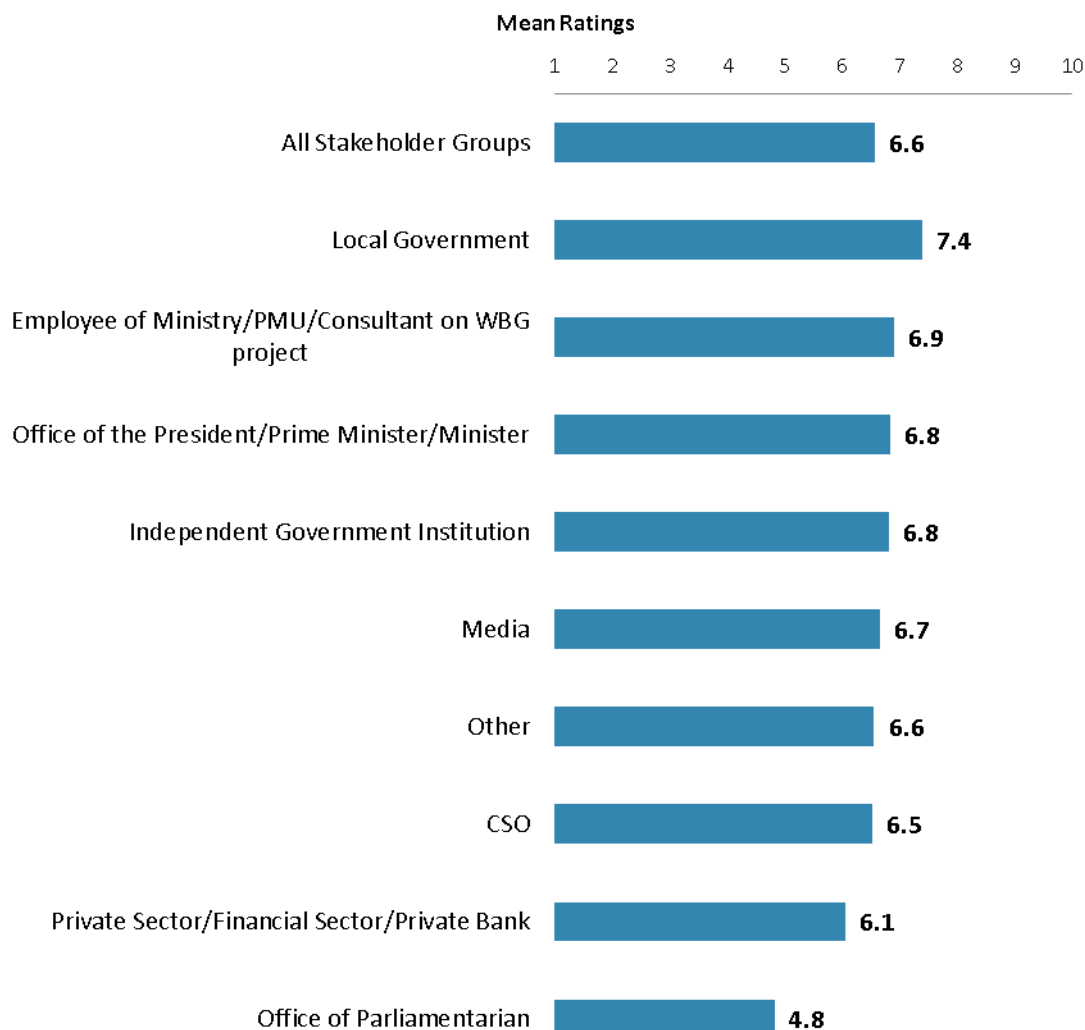
⁴ Means presented in the charts on this page were calculated based on weighted data.



V. Overall Attitudes toward the World Bank Group (continued)

Overall Ratings for Indicator Questions by Stakeholder Groups

- **Stakeholder groups:** Respondents from local government had the highest mean ratings for the aggregated responses to the twenty eight COS indicator questions, whereas respondents from the office of a parliamentarian had significantly lower mean ratings. Responses for individual indicator questions by stakeholder groups can be found in Appendix B (page 64).



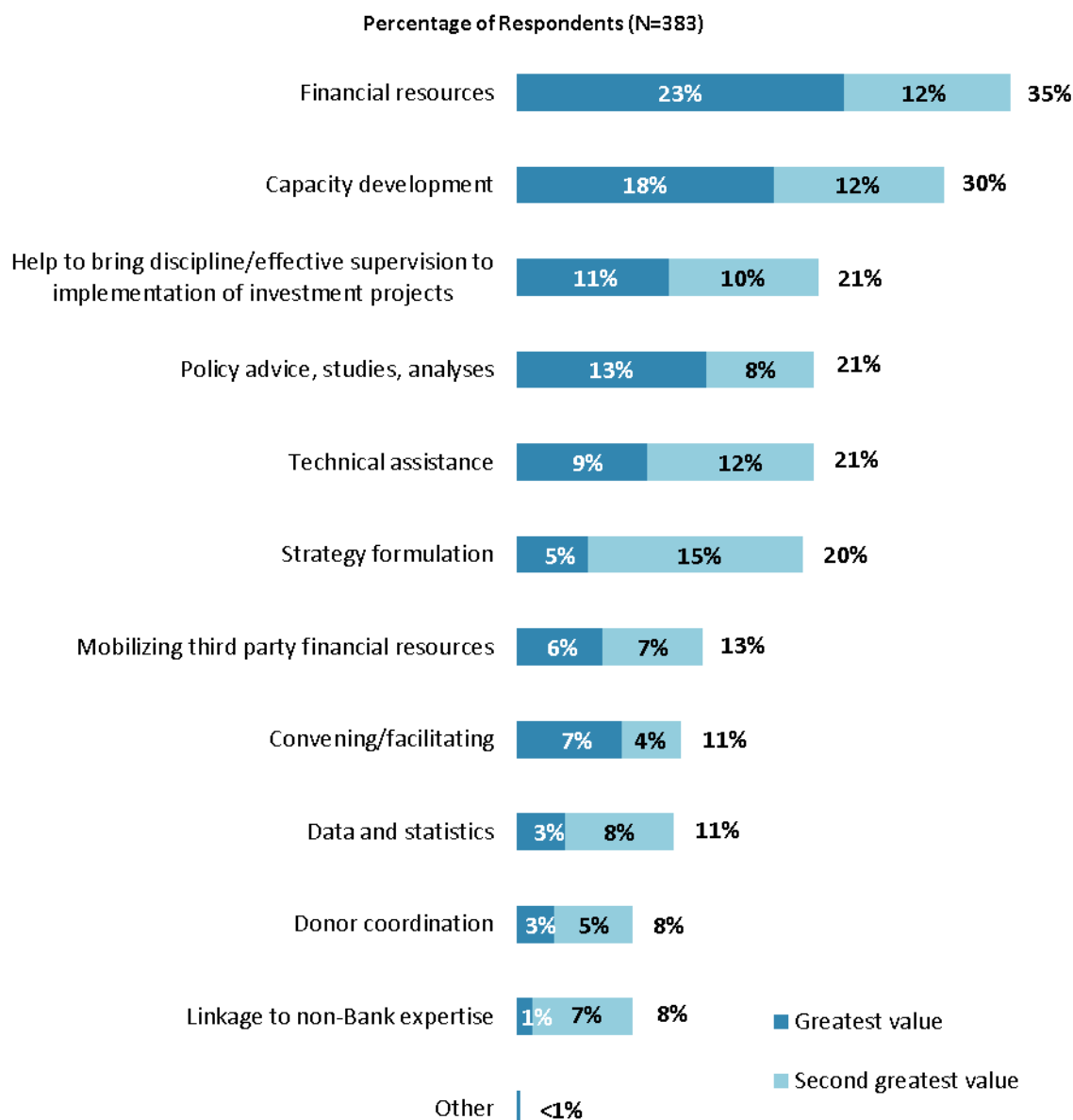
Mean Ratings for All Indicator Questions by Stakeholder Groups on a Scale from 1 to 10



V. Overall Attitudes toward the World Bank Group (continued)

Greatest Value

- **Year comparison:** Respondents in the previous FY'13 Country Survey indicated that the World Bank's greatest value to Guinea was its "*financial resources: investment lending*" (48%).



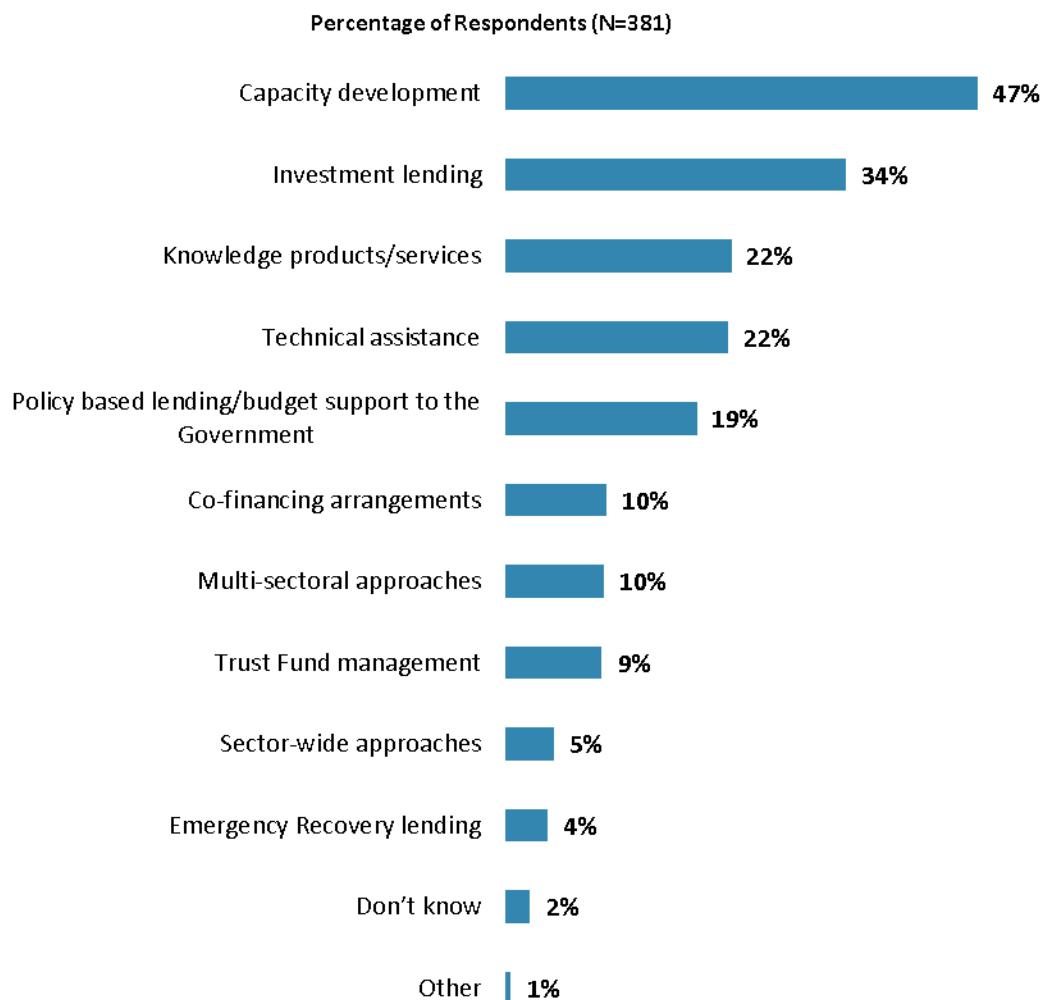
"When thinking about the World Bank Group's role, which activity do you believe is of greatest VALUE and which activity is of second greatest value in Guinea?"
(Respondents chose from a list.)



V. Overall Attitudes toward the World Bank Group (continued)

Most Effective Instruments in Reducing Poverty

- **Year comparison:** Respondents in the previous FY'13 Country Survey indicated that the most effective World Bank's instruments in reducing poverty in Guinea were “investment lending” (57%) and “capacity development” (55%).



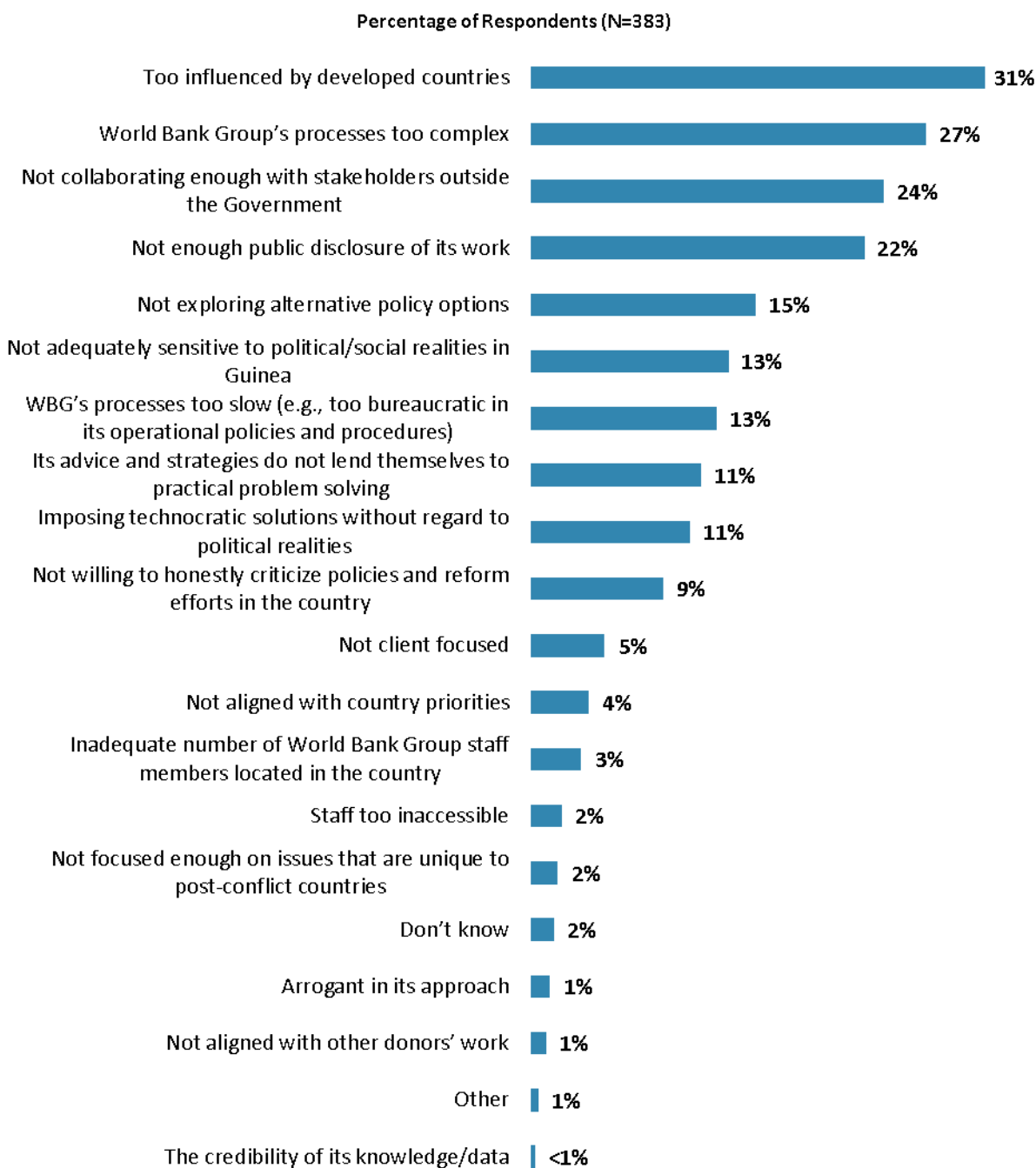
“Which World Bank Group's instruments do you believe are the MOST effective in reducing poverty in Guinea? (Choose no more than TWO)”
(Respondents chose from a list. Responses combined.)



V. Overall Attitudes toward the World Bank Group (continued)

Greatest Weakness

- **Year comparison:** Respondents in the previous FY'13 Country Survey indicated that the World Bank's greatest weakness in its work in the country was "*World Bank processes too slow and complex*" (26%).

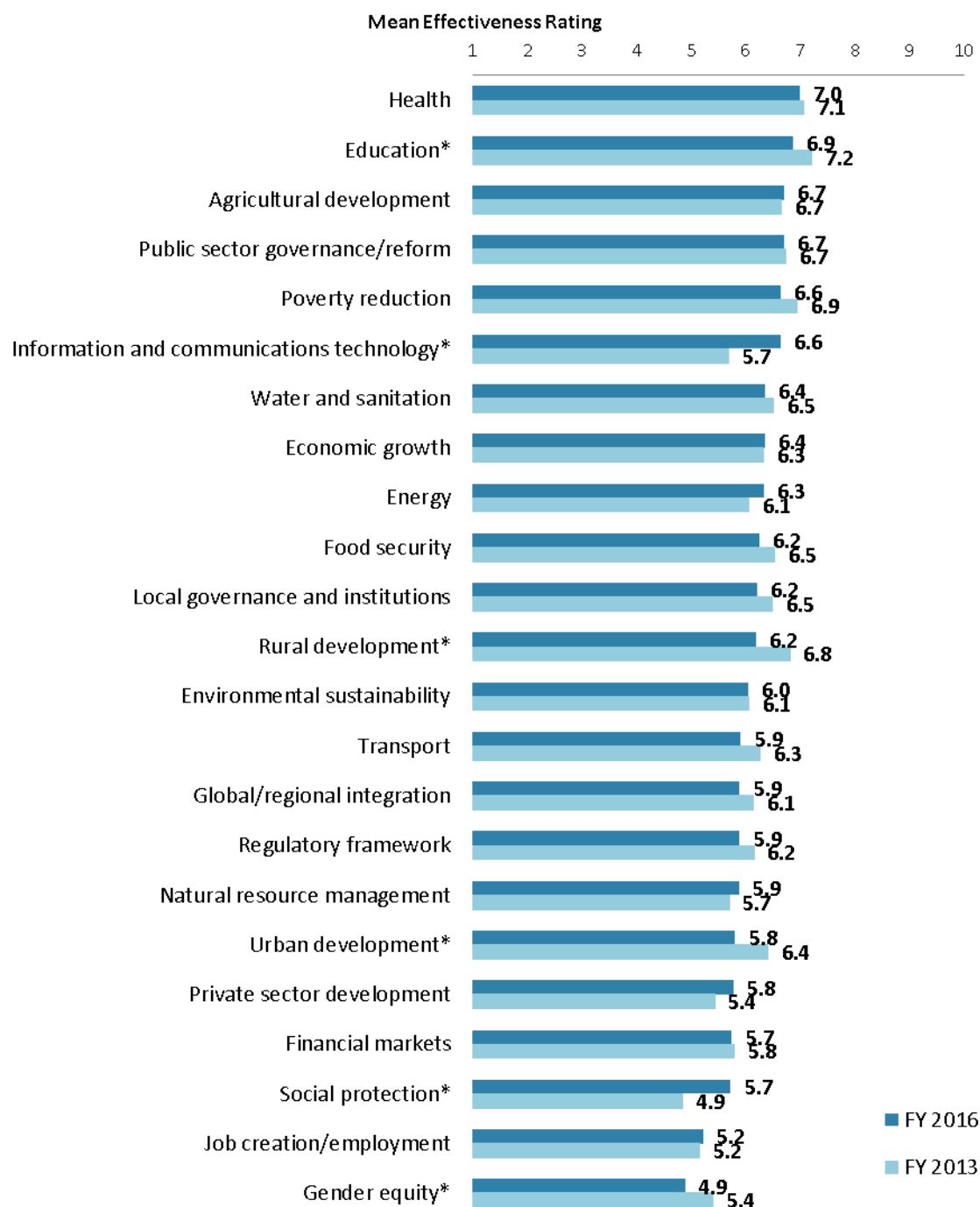


"Which of the following do you identify as the World Bank Group's greatest WEAKNESSES in its work in Guinea? (Choose no more than TWO)" (Respondents chose from a list. Responses combined.)



VI. Sectoral Effectiveness

Effectiveness of WBG's Support in Sectoral Areas: Year Comparison⁵



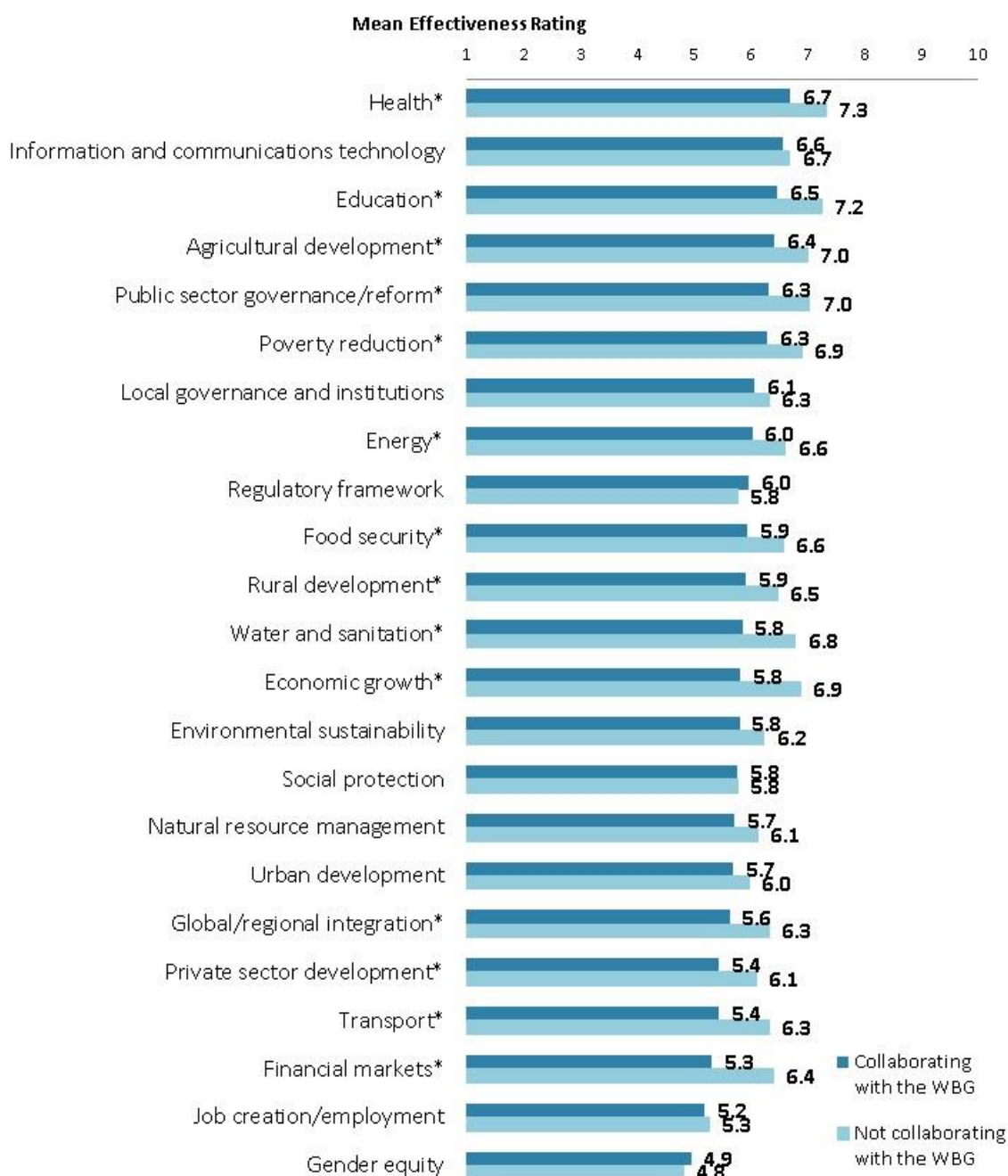
"How EFFECTIVE do you believe the World Bank Group is in terms of the work it does in the following areas of development in Guinea?" (1-"Not effective at all", 10-"Very effective")
 (*Significantly different between FY 2016 and FY 2013)

⁵ All means presented in this chart were calculated based on weighted data. See Appendix E for details.



VI. Sectoral Effectiveness (continued)

Effectiveness of WBG's Support in Sectoral Areas: Collaboration⁶



"How EFFECTIVE do you believe the World Bank Group is in terms of the work it does in the following areas of development in Guinea?" (1- "Not effective at all", 10- "Very effective")
*(*Significantly different between collaborators and non-collaborators with the WBG)*

⁶ Note in the Appendix on the sectoral effectiveness (Appendix A, page 47) that primarily informed stakeholders responded to this question. Respondents were given the option of "don't know" if they did not have exposure to the WBG's work in certain development areas.



VI. Sectoral Effectiveness (continued)

Drivers of Effectiveness

To determine the key drivers of respondents' ratings of the World Bank Group's overall effectiveness and ratings of its ability to help achieve development results in Guinea, bivariate correlational analyses were conducted using respondents' ratings of the twenty three specific areas of effectiveness.

Correlational analyses, however, are not able to tell us exactly what is causing respondents' ratings of the World Bank Group's overall effectiveness or ratings of its ability to help achieve development results. Rather, these analyses tell us that as ratings of effectiveness in one area increase, respondents' ratings of the WBG's overall effectiveness increase, or as ratings of effectiveness in one area increase, ratings of the WBG's ability to help achieve development results increase. Thus, it can be inferred that respondents' perceptions of effectiveness in one specific area are related to, or drive, respondents' perceptions of the WBG's overall effectiveness or perceptions of the WBG's ability to help achieve development results.

- Overall Effectiveness: Those specific areas with the highest Pearson Product-Moment correlations were determined to be the most closely related to perceptions of the WBG's overall effectiveness, suggesting that ratings of effectiveness in those specific areas are drivers of perceptions of the WBG's overall effectiveness in Guinea. The areas determined to be key drivers from these analyses were:
 - The WBG's effectiveness at health; and
 - The WBG's effectiveness at agricultural development.
- Achieving Development Results: Those specific areas with the highest Pearson Product-Moment correlations were determined to be the most closely related to perceptions of the WBG's ability to help achieve development results in Guinea, suggesting that ratings of effectiveness in those specific areas are drivers of perceptions of the WBG's ability to help achieve development results. The area determined to be key driver from these analyses was:
 - The WBG's effectiveness at public sector governance/reform;
 - The WBG's effectiveness at poverty reduction;
 - The WBG's effectiveness at agricultural development; and
 - The WBG's effectiveness at health.



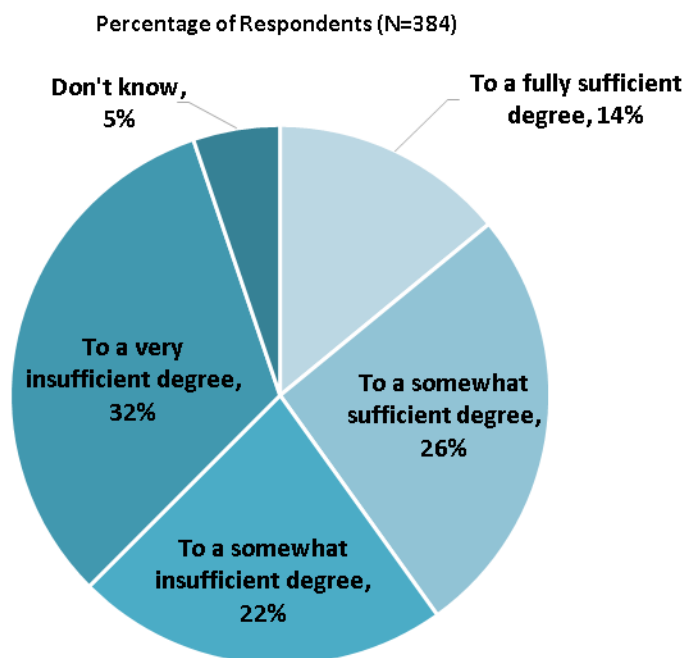
VI. Sectoral Effectiveness (continued)

The WBG Promoting Private Public Partnerships



"To what extent do you believe that the World Bank Group's work helps to find solutions that promote private public partnerships in Guinea?"
(1 - "To no degree at all", 10 - "To a very significant degree")

Helping the Poorest

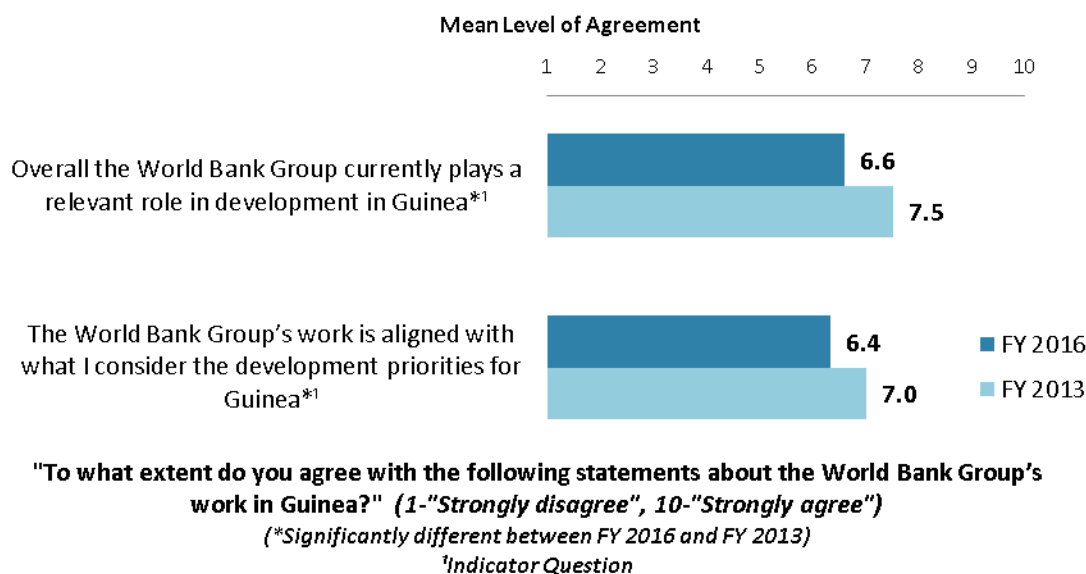


"To what extent do you believe that the World Bank Group's work and support help the poorest in Guinea?"
(Respondents chose from a list.)

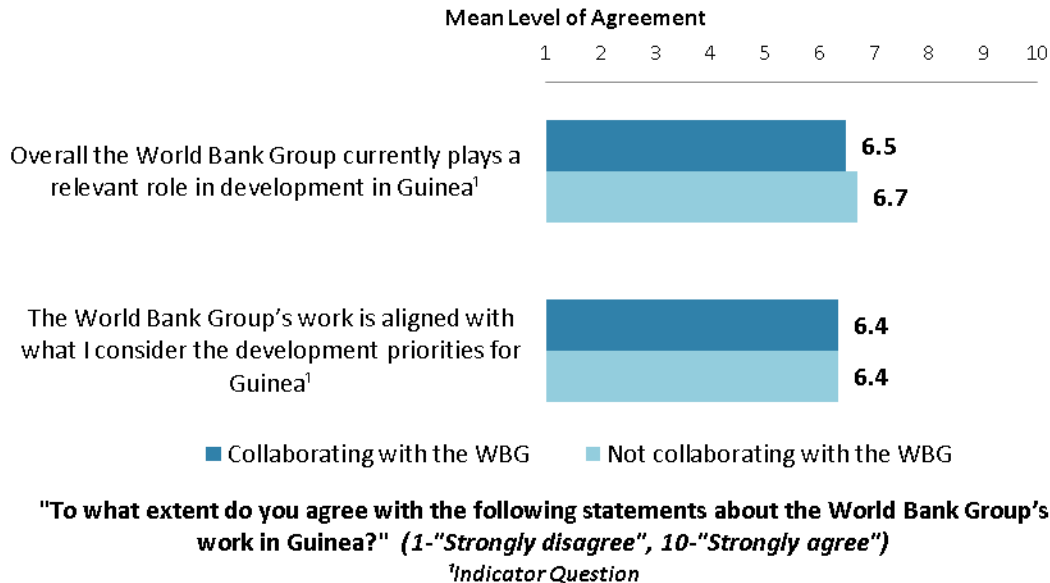


VII. How the World Bank Group Operates

The World Bank Group's Work in Guinea: Year Comparison⁷



The World Bank Group's Work in Guinea: Collaboration

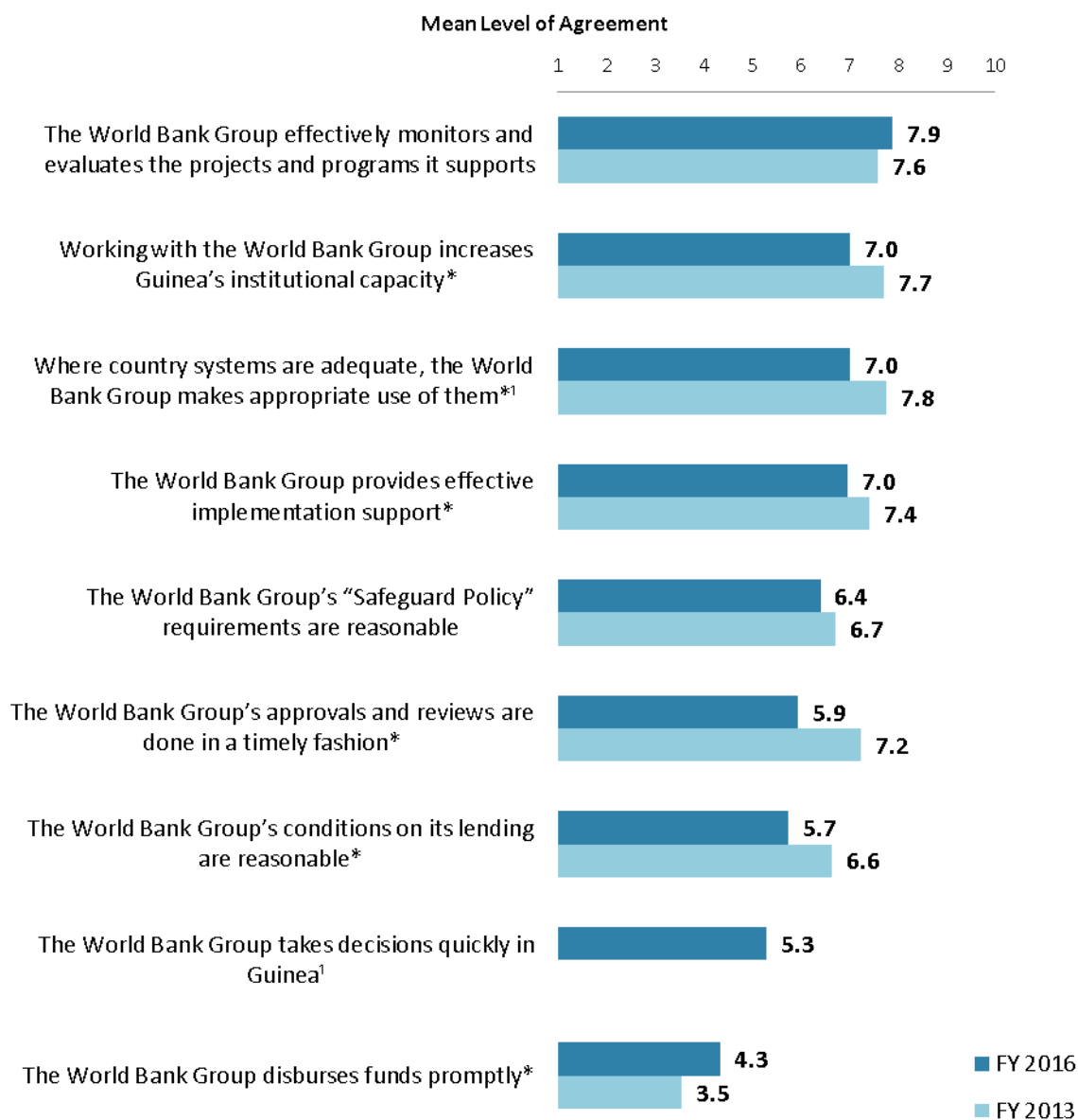


⁷ Means in the chart were calculated based on weighted data.



VII. How the World Bank Group Operates (continued)

Overall Perceptions: Year Comparison⁸



"To what extent do you agree/disagree with the following statements?"

(1-"Strongly disagree", 10-"Strongly agree")

(*Significantly different between FY 2016 and FY 2013)

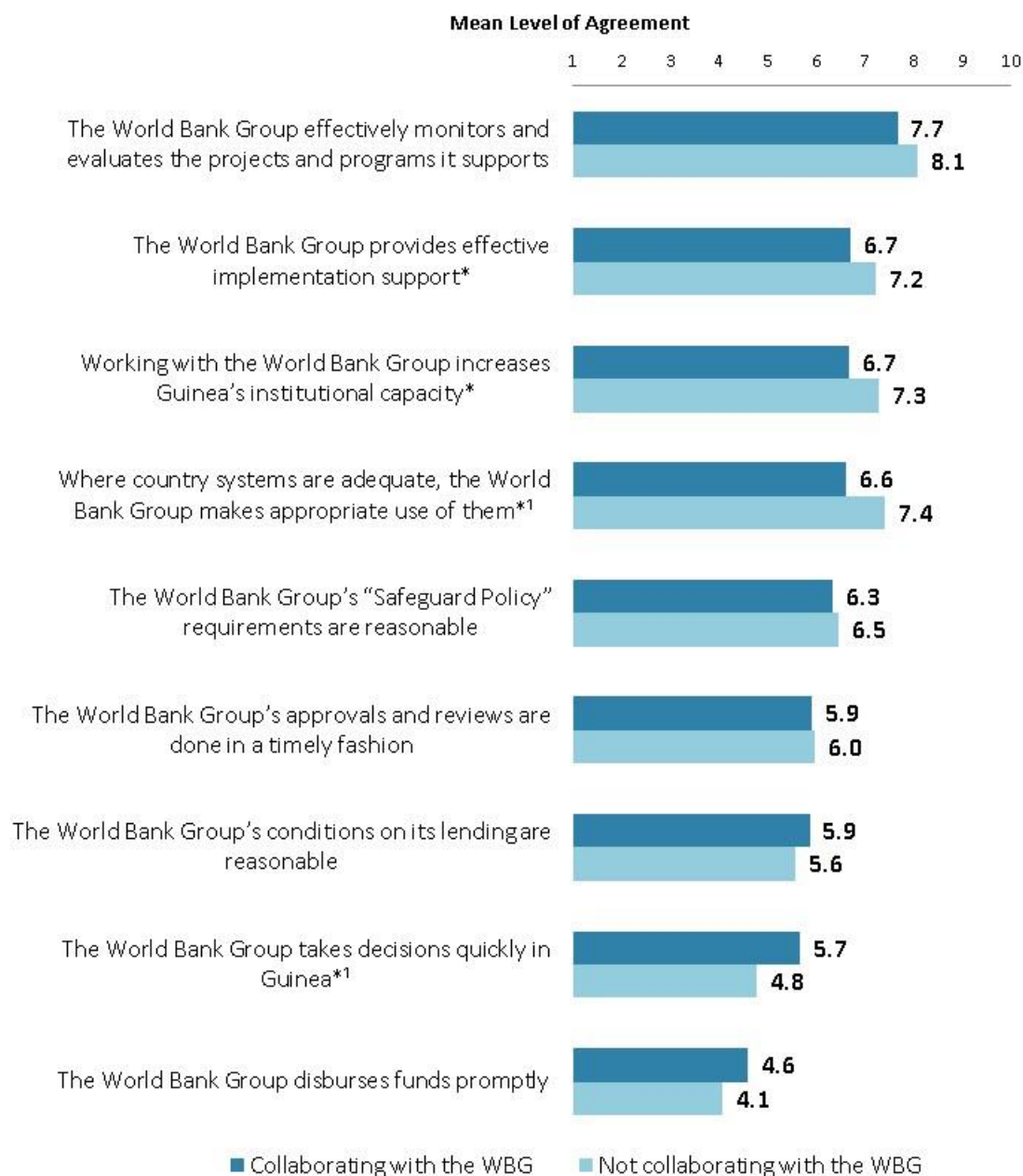
¹Indicator Question

⁸ Means in the chart were calculated based on weighted data.



VII. How the World Bank Group Operates (continued)

Overall Perceptions: Collaboration

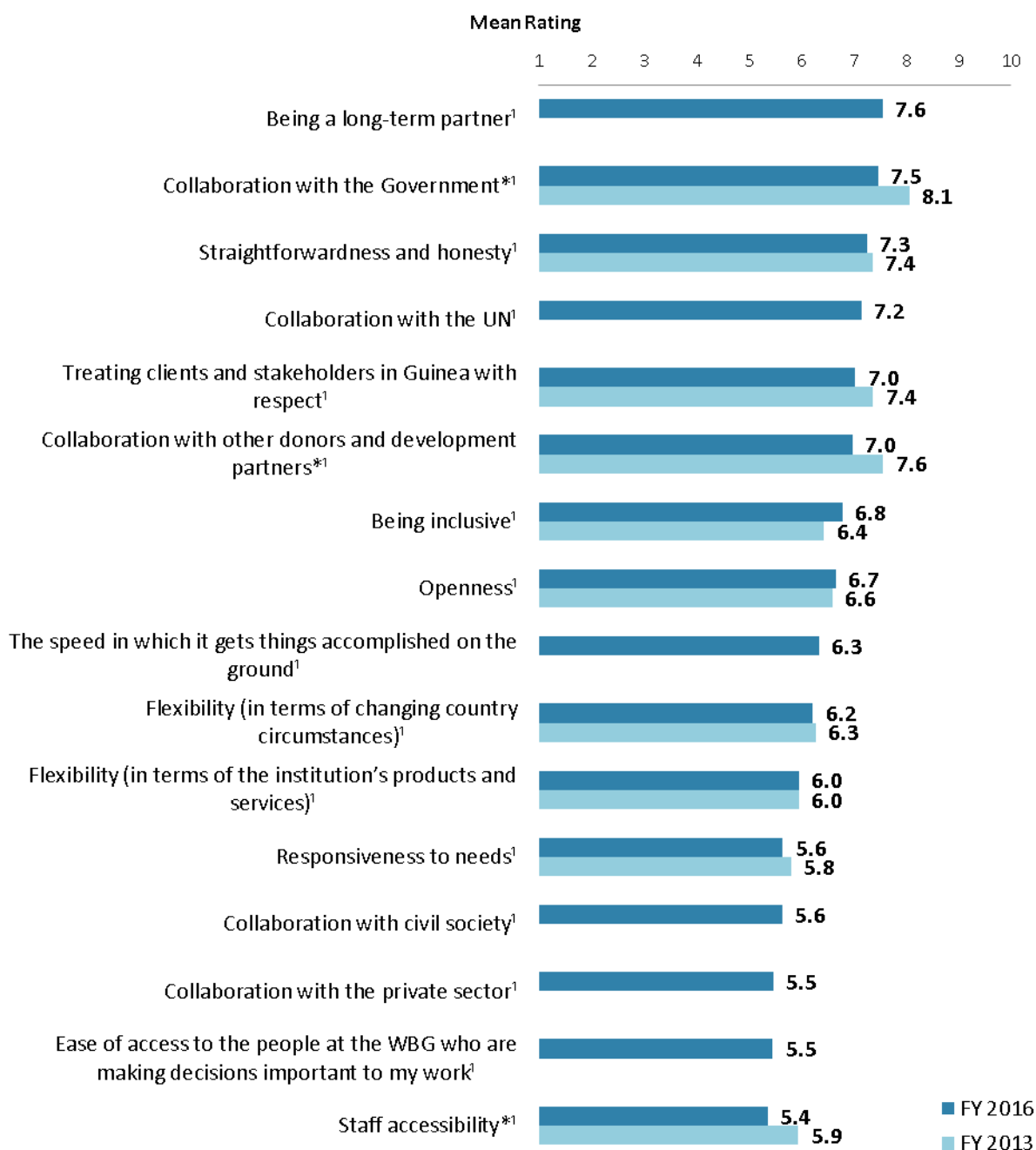


"To what extent do you agree/disagree with the following statements?"
(1- "Strongly disagree", 10- "Strongly agree")
(*Significantly different between collaborators and non-collaborators with the WBG)
Indicator Question



VII. How the World Bank Group Operates (continued)

The WBG as an Effective Development Partner: Year Comparison⁹



"To what extent is the World Bank Group an effective development partner in Guinea, in terms of each of the following?" (1-"To no degree at all", 10-"To a very significant degree")

(*Significantly different between FY 2016 and FY 2013)

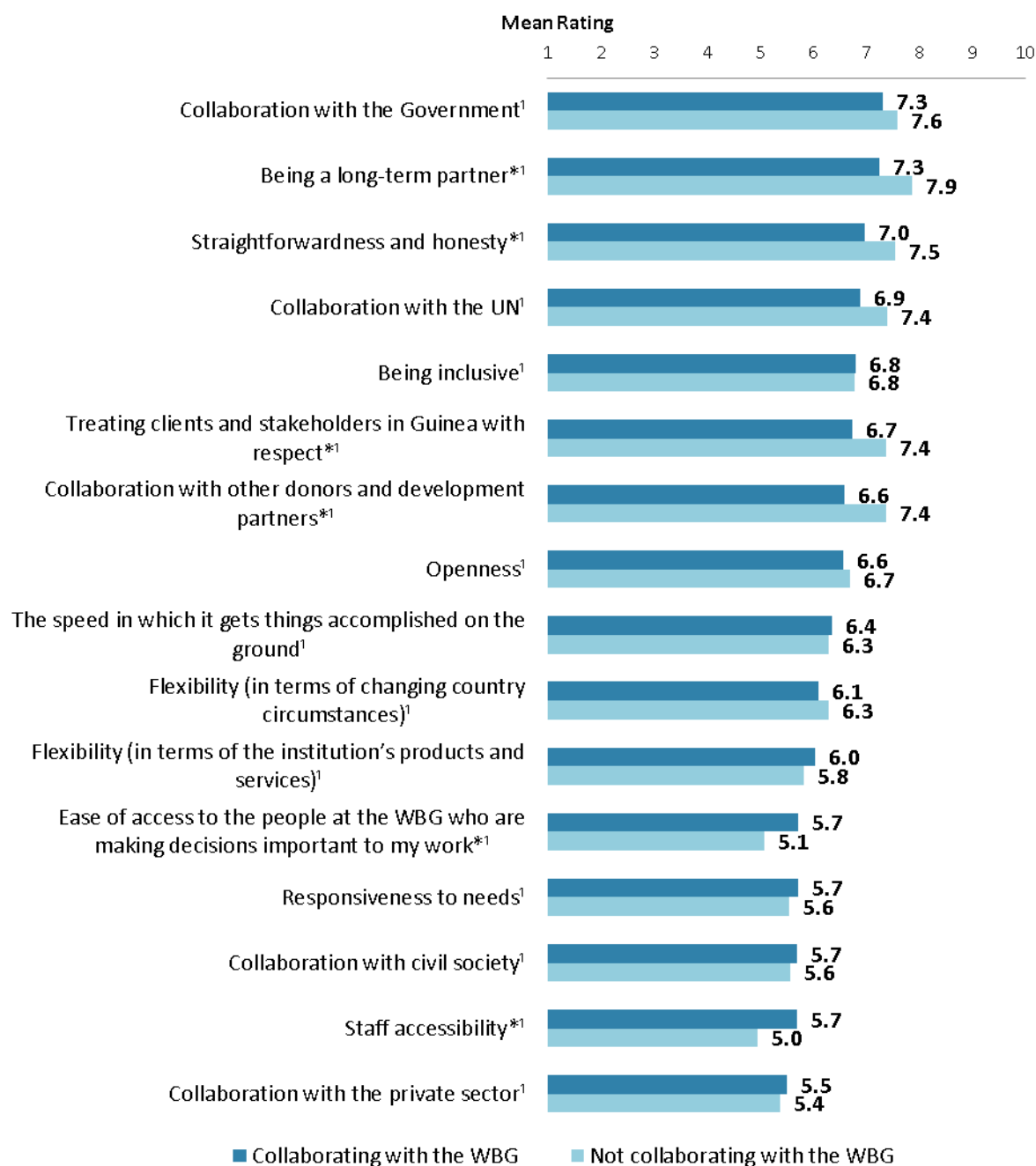
¹Indicator Question

⁹ Means in the chart were calculated based on weighted data.



VII. How the World Bank Group Operates (continued)

The WBG as an Effective Development Partner: Collaboration



"To what extent is the World Bank Group an effective development partner in Guinea, in terms of each of the following?" (1-"To no degree at all", 10-"To a very significant degree")

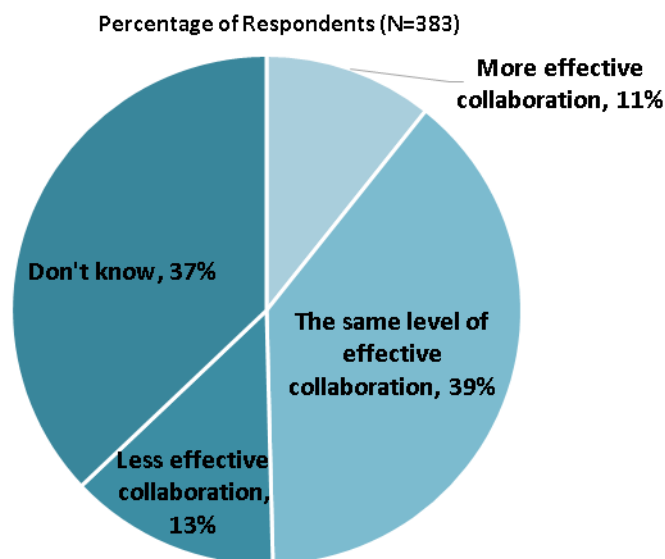
(*Significantly different between collaborators and non-collaborators with the WBG)

¹Indicator Question



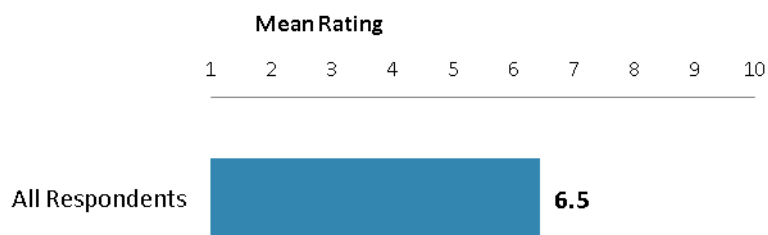
VII. How the World Bank Group Operates (continued)

Collaboration between the UN and the WBG



"In the past year, have you seen more, less, or just about the same level of effective collaboration between the UN and the World Bank Group in your country? "
(Respondents chose from a list.)

Internal Measuring and Monitoring



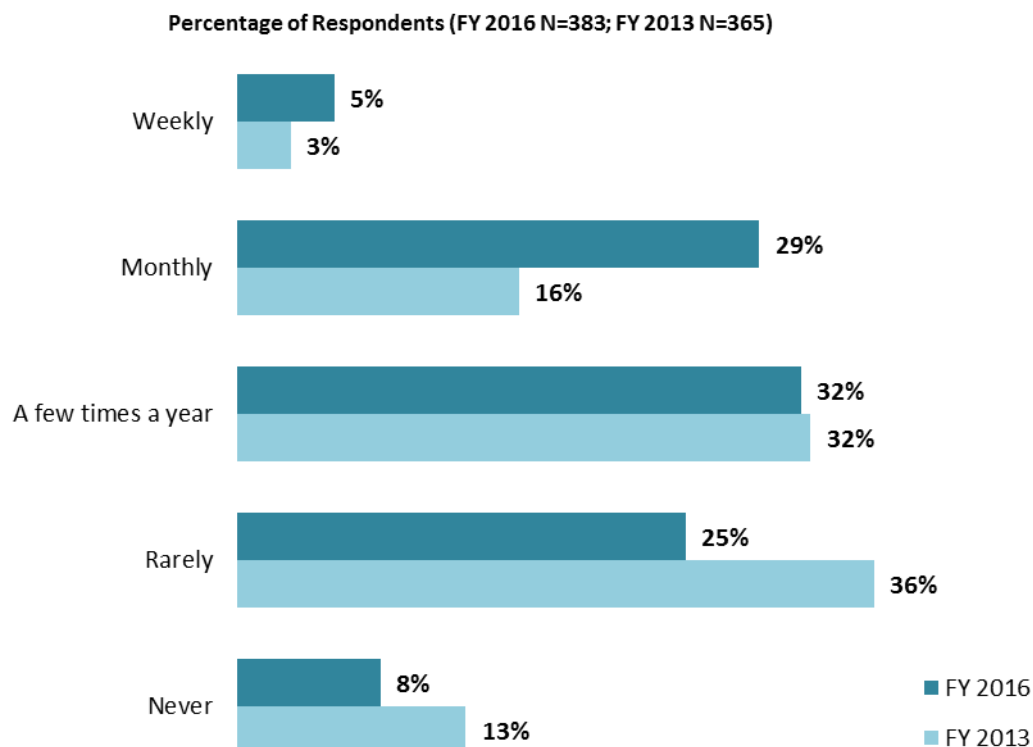
"To what extent do you believe the World Bank Group measures and corrects its work in real time in Guinea?" (1-"To no degree at all", 10-"To a very significant degree")



VIII. World Bank Group's Knowledge and Instruments

Frequency of Consulting WBG Knowledge Work and Activities¹⁰

- **Year comparison:** This year's respondents were significantly more likely to consult the WBG's knowledge work and activities on a "*monthly*" basis compared to respondents in the previous FY'13 Country Survey.



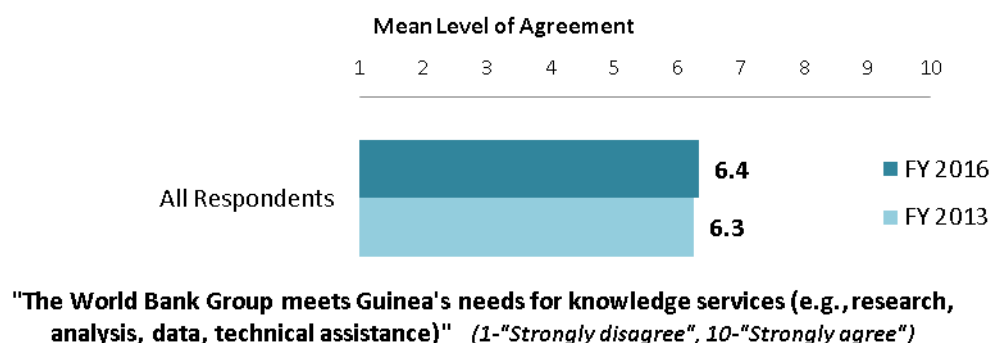
"How frequently do you consult World Bank Group's knowledge work and activities in the work you do?"
(Respondents chose from a list.)

¹⁰ Percentages in the chart were calculated based on weighted data.

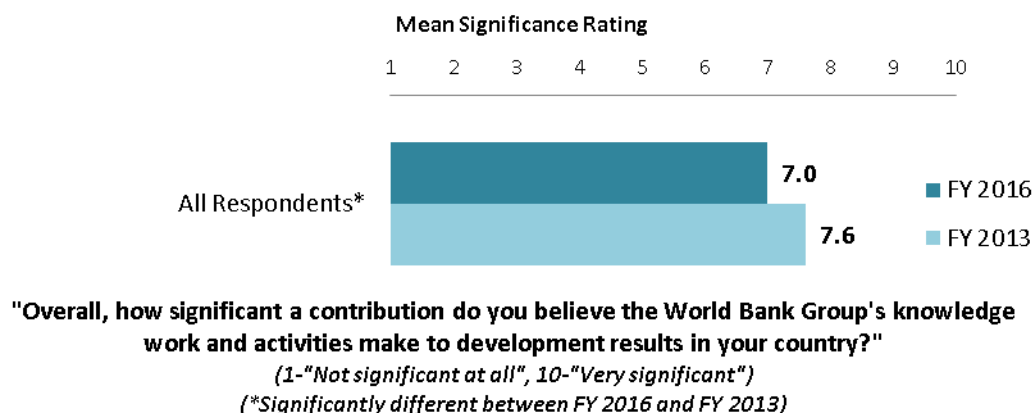


VIII. World Bank Group's Knowledge and Instruments (continued)

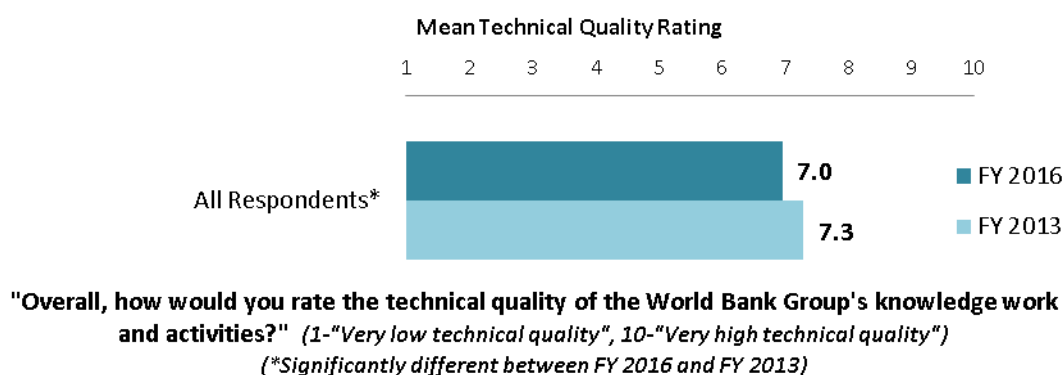
Meeting Guinea's Knowledge Needs¹¹ (Indicator Question)



Contribution of the WBG's Knowledge Work and Activities (Indicator Question)



Technical Quality of the WBG's Knowledge Work and Activities (Indicator Question)

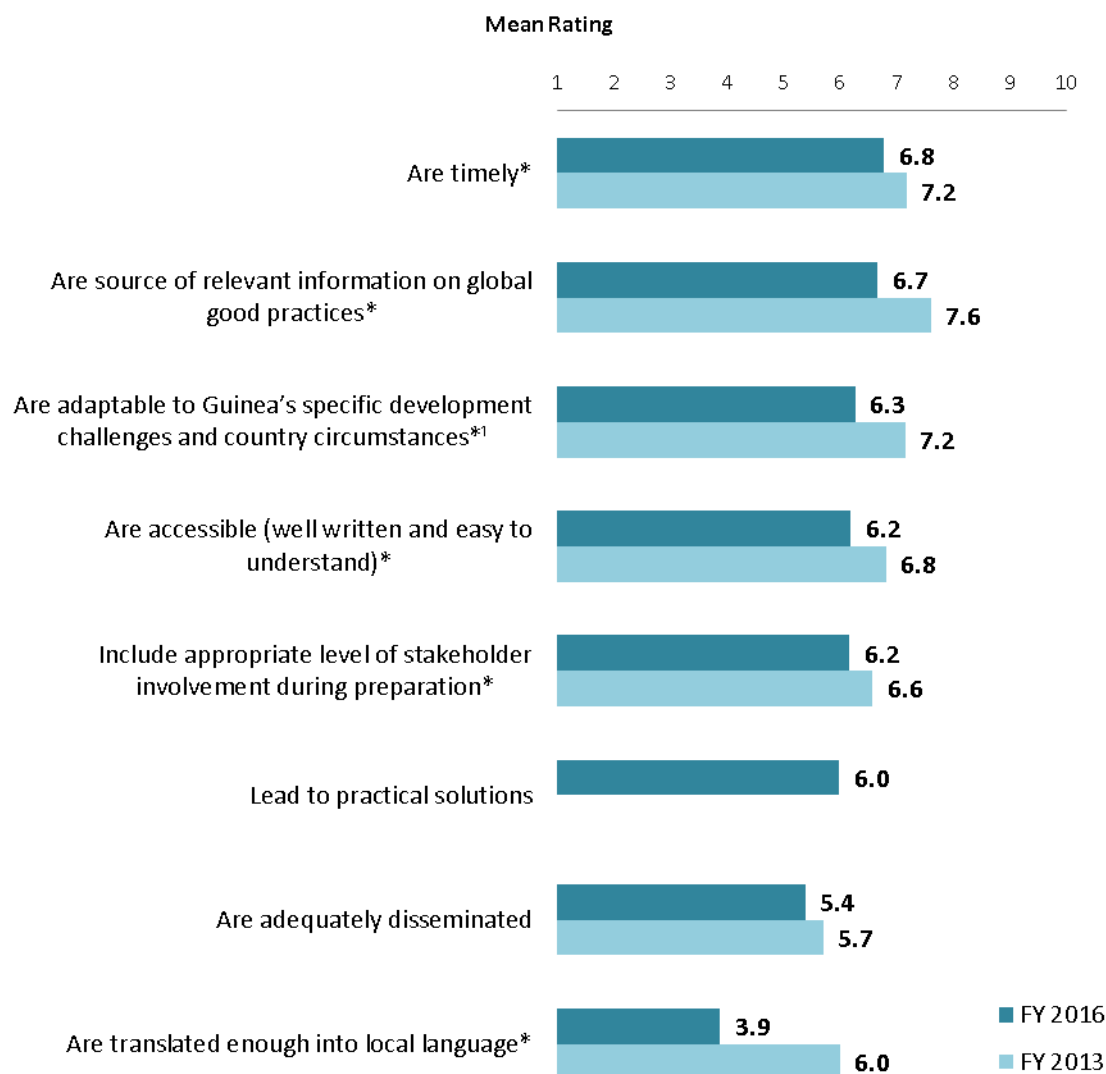


¹¹ Means in the charts on this page were calculated based on weighted data.



VIII. World Bank Group's Knowledge and Instruments (continued)

Qualities of the WBG's Knowledge Work and Activities¹²



"In Guinea, to what extent do you believe that the World Bank Group's knowledge work and activities: ... " (1-"To no degree at all", 10-"To a very significant degree")

(*Significantly different between FY 2016 and FY 2013)

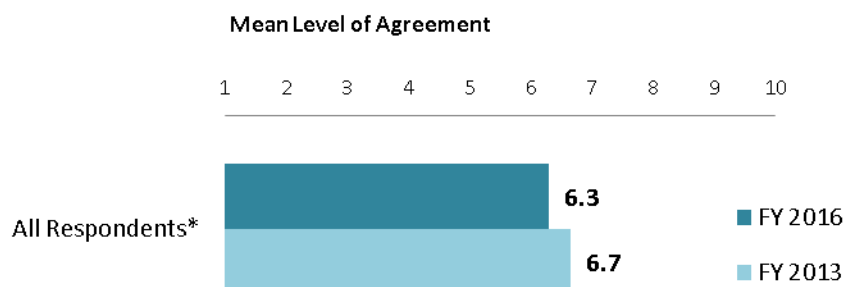
¹Indicator Question

¹² Means in the chart were calculated based on weighted data.



VIII. World Bank Group's Knowledge and Instruments (continued)

Meeting Guinea's Needs for Financial Instruments¹³ (Indicator Question)



"The World Bank Group's financial instruments (i.e., investment lending, Development Policy Loan, Trust Funds, etc.) meet the needs of Guinea"

(1-"Strongly disagree", 10-"Strongly agree")

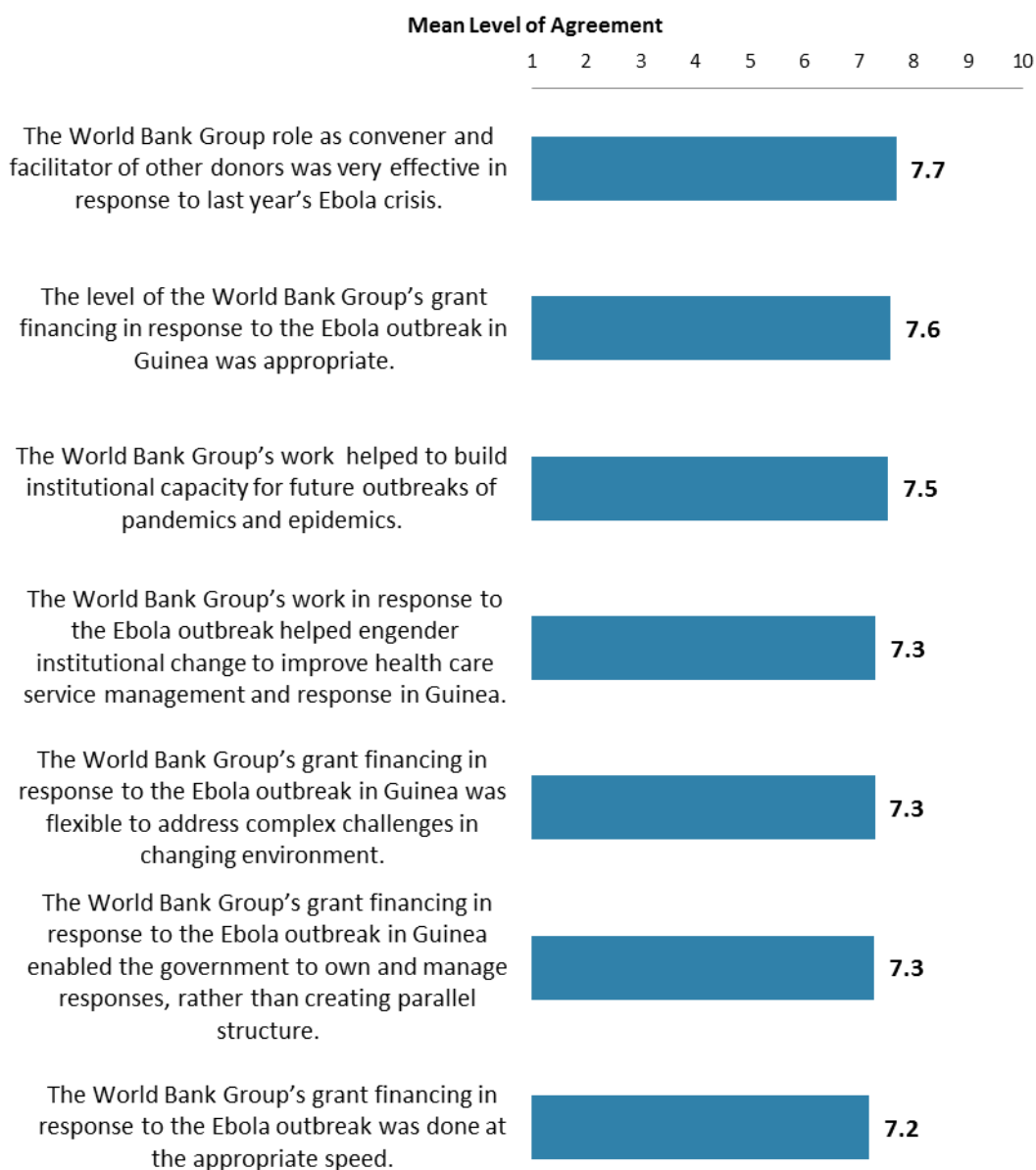
*(*Significantly different between FY 2016 and FY 2013)*

¹³ Means in the chart were calculated based on weighted data.



IX. World Bank Group's Response to Ebola

The WBG's Work in Response to the Ebola Outbreak in Guinea

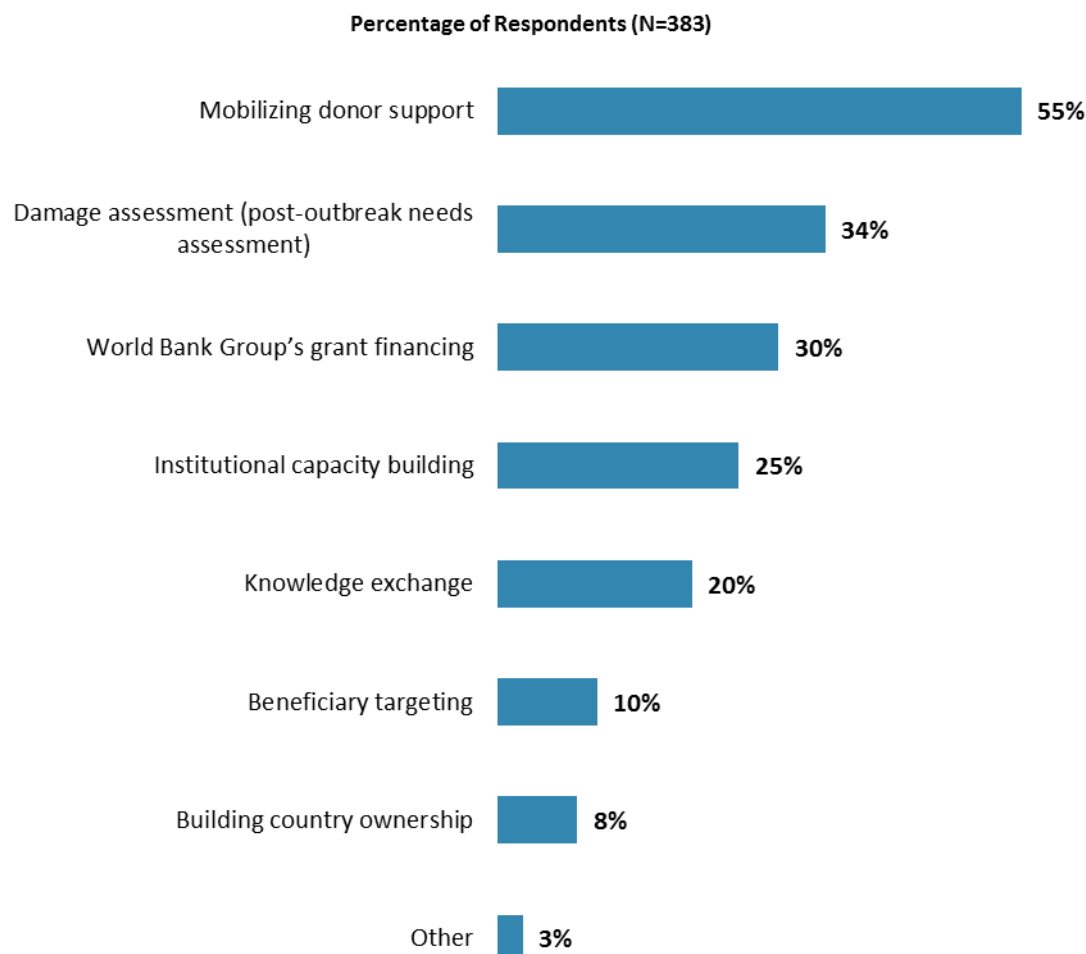


"To what extent do you agree with the following statements related to the World Bank Group's work in response to the Ebola outbreak in Guinea since March 2014?"
(1-"Strongly disagree", 10-"Strongly agree")



IX. World Bank Group's Response to Ebola (continued)

The WBG's Activities Related to the Ebola Crisis

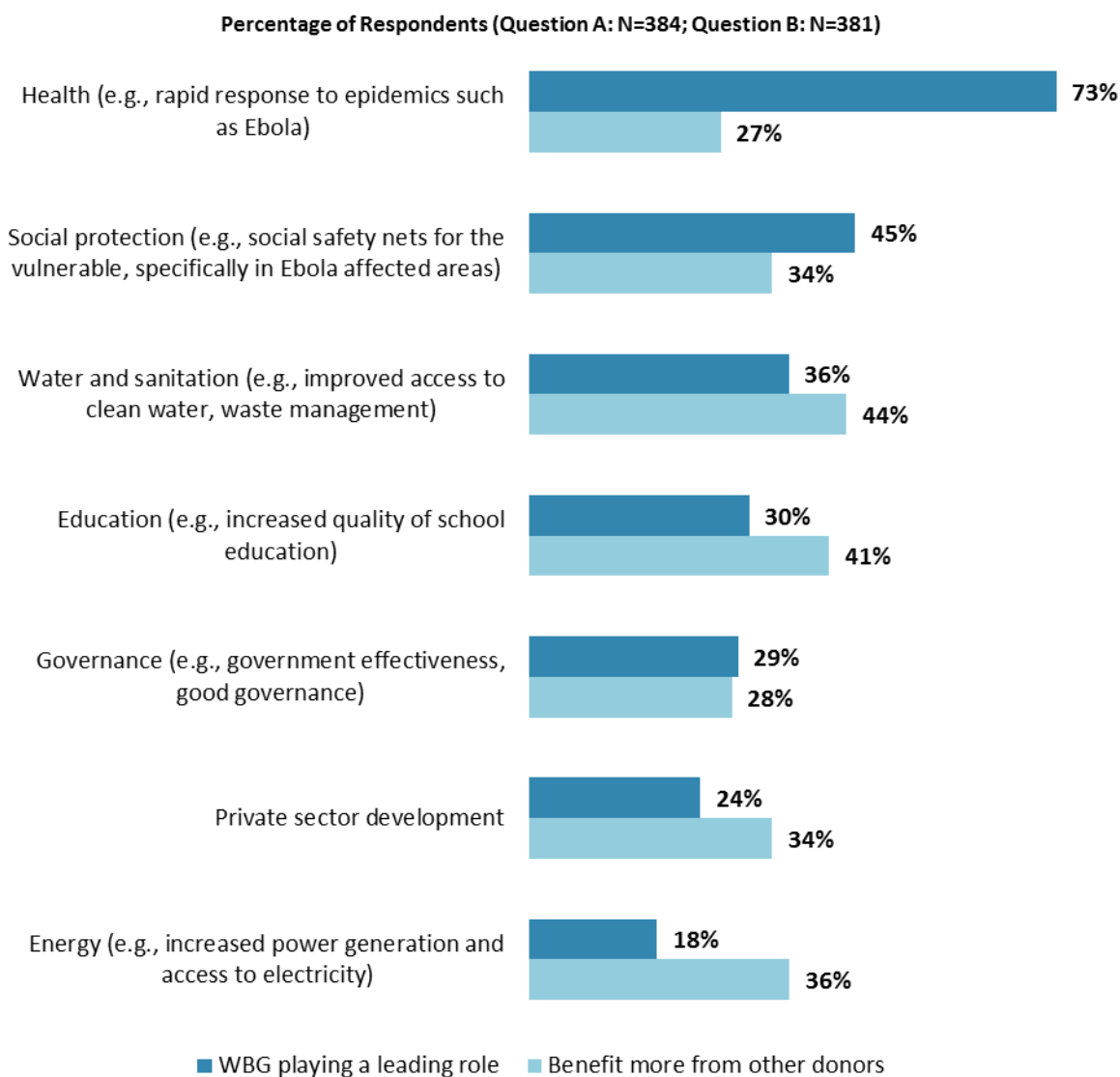


"When considering the World Bank Group's Ebola crisis related work in Guinea, which of the following activities were most useful? (Choose no more than TWO)"
(Respondents chose from a list. Responses combined.)



IX. World Bank Group's Response to Ebola (continued)

The WBG Playing a Leading Role in Post-Ebola Recovery vs. Other Donors



"Please answer the following questions:

A. When considering post-Ebola recovery, which THREE areas below would benefit most from the World Bank Group playing a leading role among international partners in Guinea?

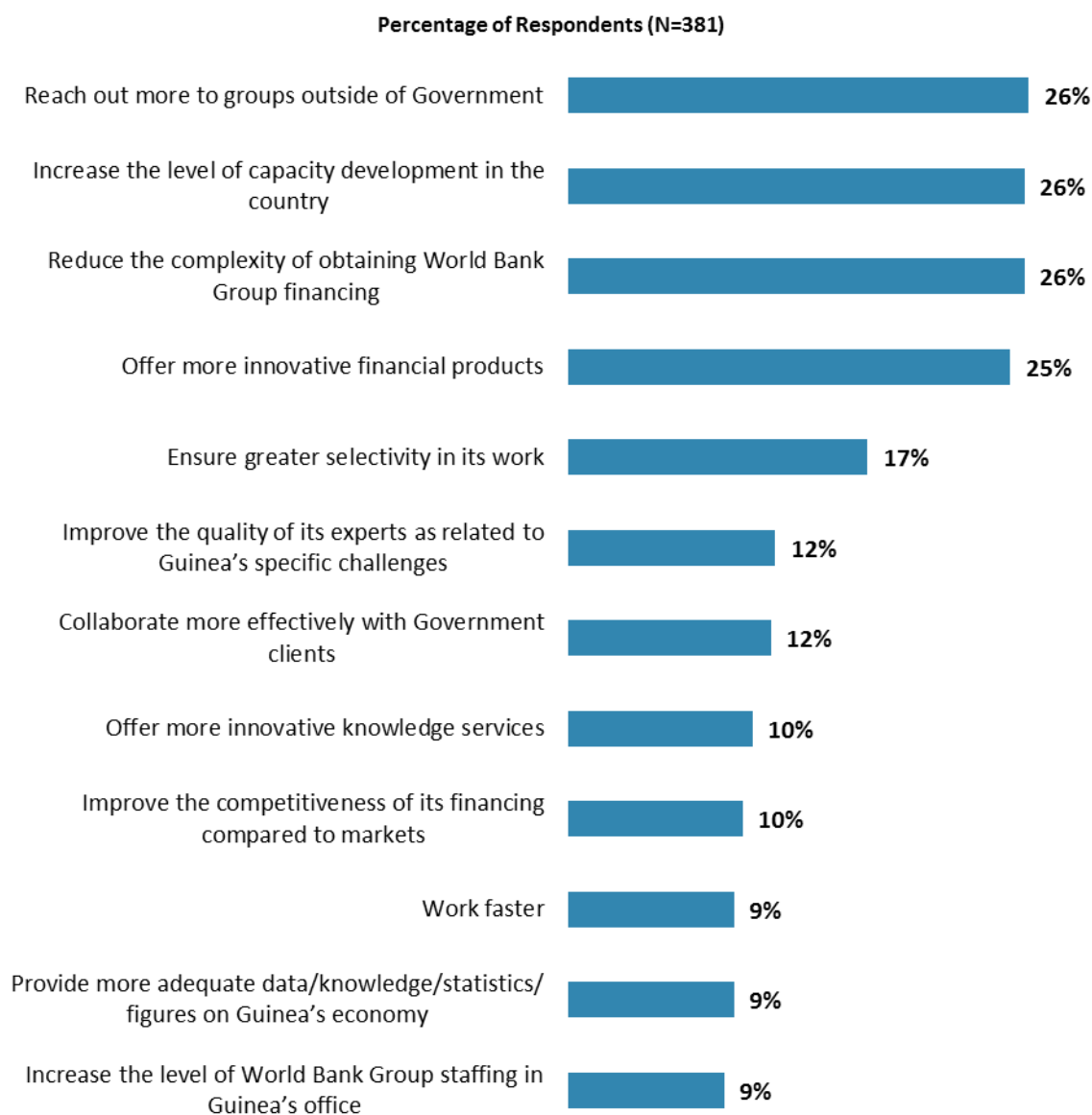
B. Which THREE areas below would benefit most from other donors in Guinea?"
(Respondents chose from a list. Responses combined.)



X. The Future Role of the World Bank Group in Guinea

Making the World Bank Group of Greater Value

- **Year comparison:** Respondents in the previous FY'13 Country Survey indicated that the World Bank should “*reach out more to groups outside of government*” (48%), “*reduce the complexity of obtaining World Bank financing*” (39%), and “*improve the competitiveness of its financing compared to markets*” (30%) to make itself of greater value in Guinea.



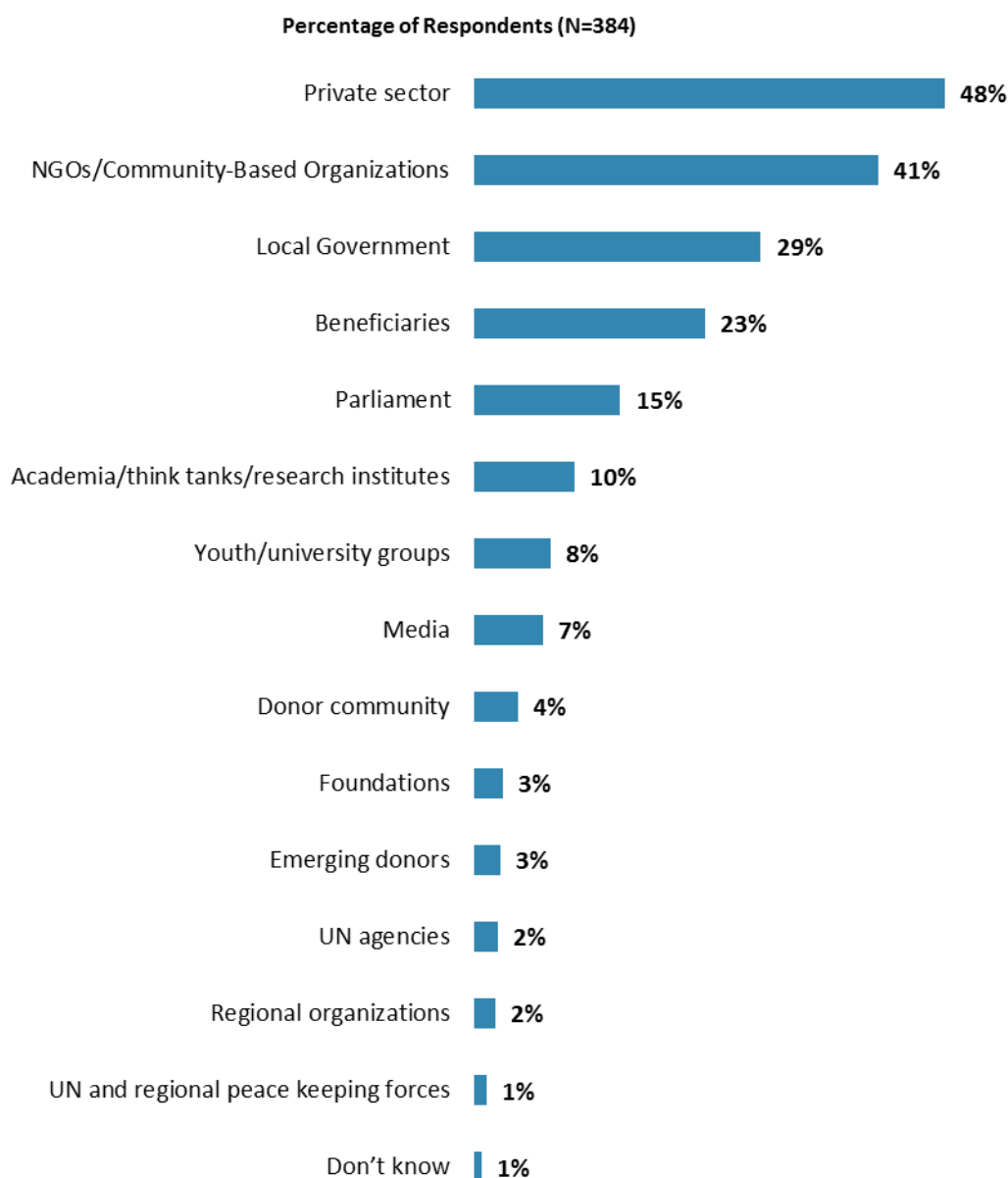
"Which of the following SHOULD the World Bank Group do to make itself of greater value in Guinea? (Choose no more than TWO)" (Respondents chose from a list. Responses combined.)



X. The Future Role of the WBG in Guinea (continued)

The World Bank Group Should Collaborate More with ...

- **Year comparison:** Respondents in the previous FY'13 Country Survey indicated that the World Bank should work more with “*NGOs*” (51%), “*private sector*” (31%), “*community based organizations*” (29%), “*beneficiaries*” (27%), and “*local government*” (21%) to ensure better development results in Guinea.

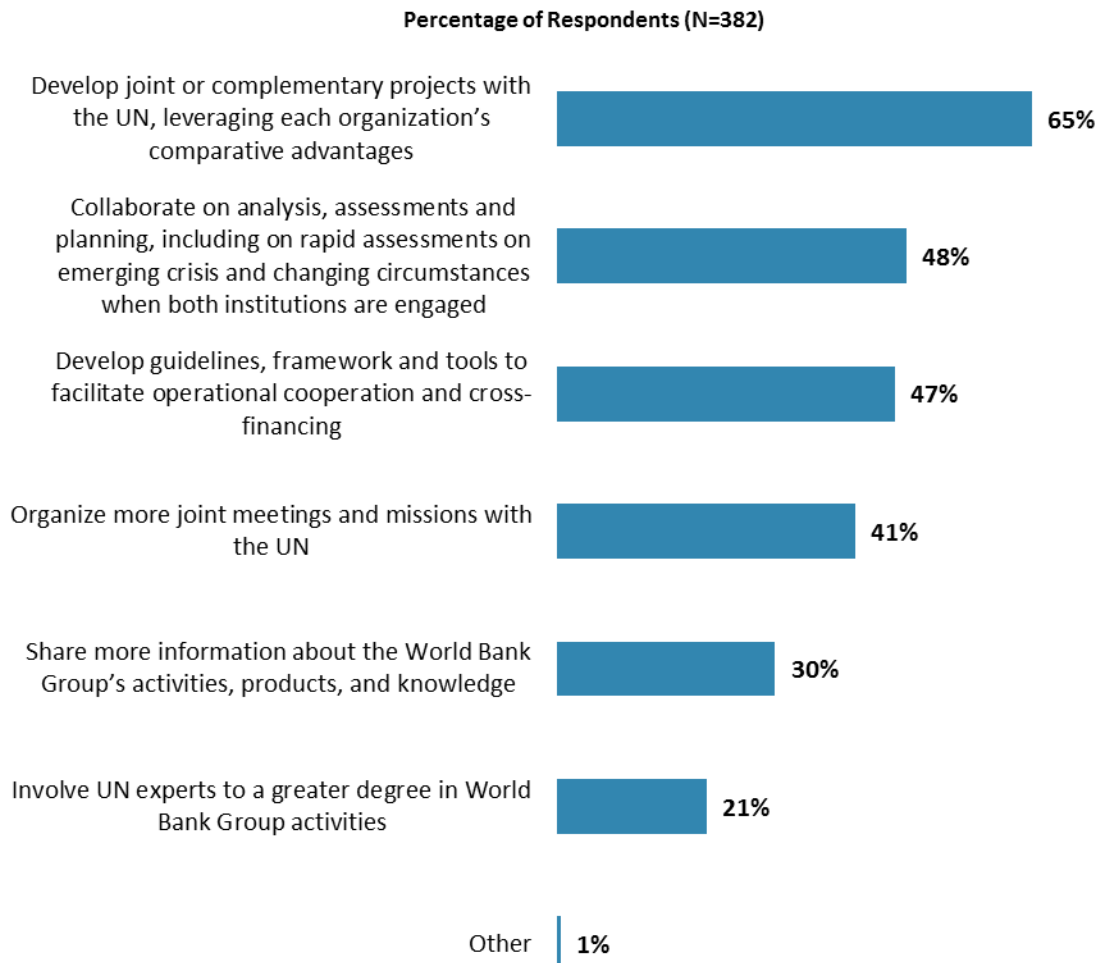


"In addition to the regular relations with the national government, which TWO of the following groups should the World Bank Group collaborate with more in your country?"
(Respondents chose from a list. Responses combined.)



X. The Future Role of the WBG in Guinea (continued)

Future Collaboration between the UN and the WBG



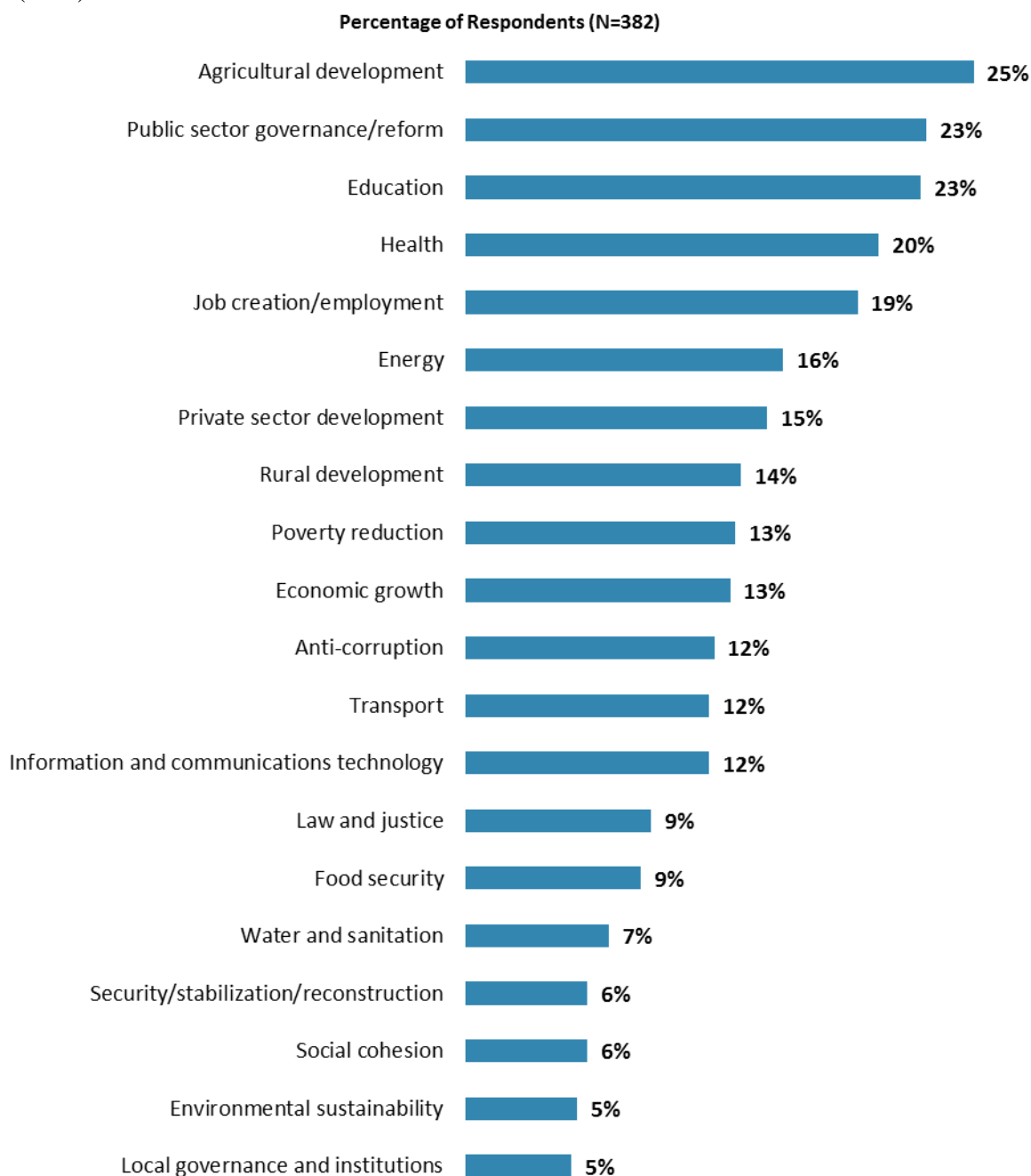
"What should the World Bank Group do to improve collaboration with the UN in the field?"
(Choose no more than THREE)" (Respondents chose from a list. Responses combined.)



X. The Future Role of the WBG in Guinea (continued)

Where the World Bank Group Should Focus its Resources

- **Year comparison:** Respondents in the previous FY'13 Country Survey indicated that the World Bank should focus its resources in Guinea on “*education*” (40%) and “*energy*” (36%).

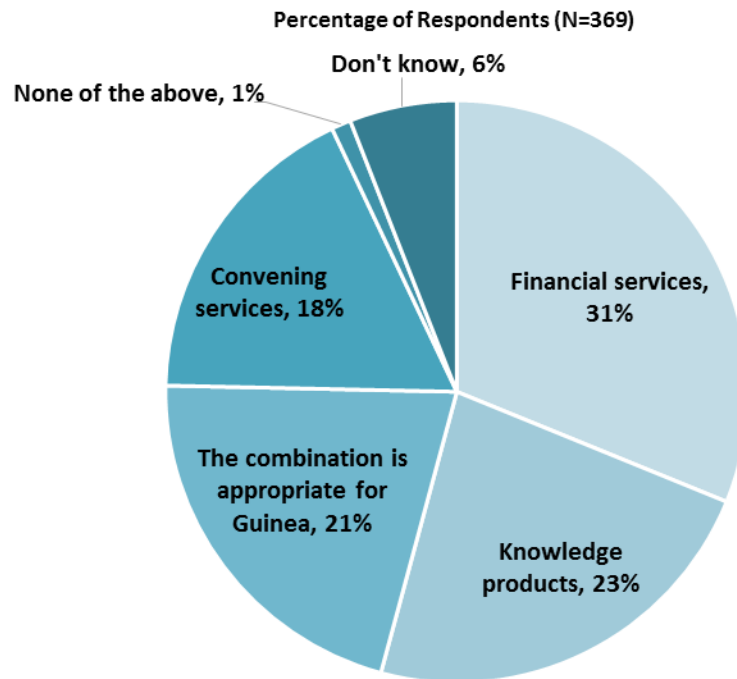


“When thinking about how the World Bank Group can have the most impact on development results in Guinea, in which sectoral areas do you believe the WBG should focus most of its resources in Guinea? (Choose no more than THREE)” (Respondents chose from a list. Responses combined. Top 20 of 35 response options shown.)



X. The Future Role of the WBG in Guinea (continued)

Future Combination of the WBG Services



"When considering the combination of services that the World Bank Group offers in Guinea, and taking into account its limited level of resources, which ONE of the following do you believe the WBG should offer more of in Guinea?" (Respondents chose from a list.)

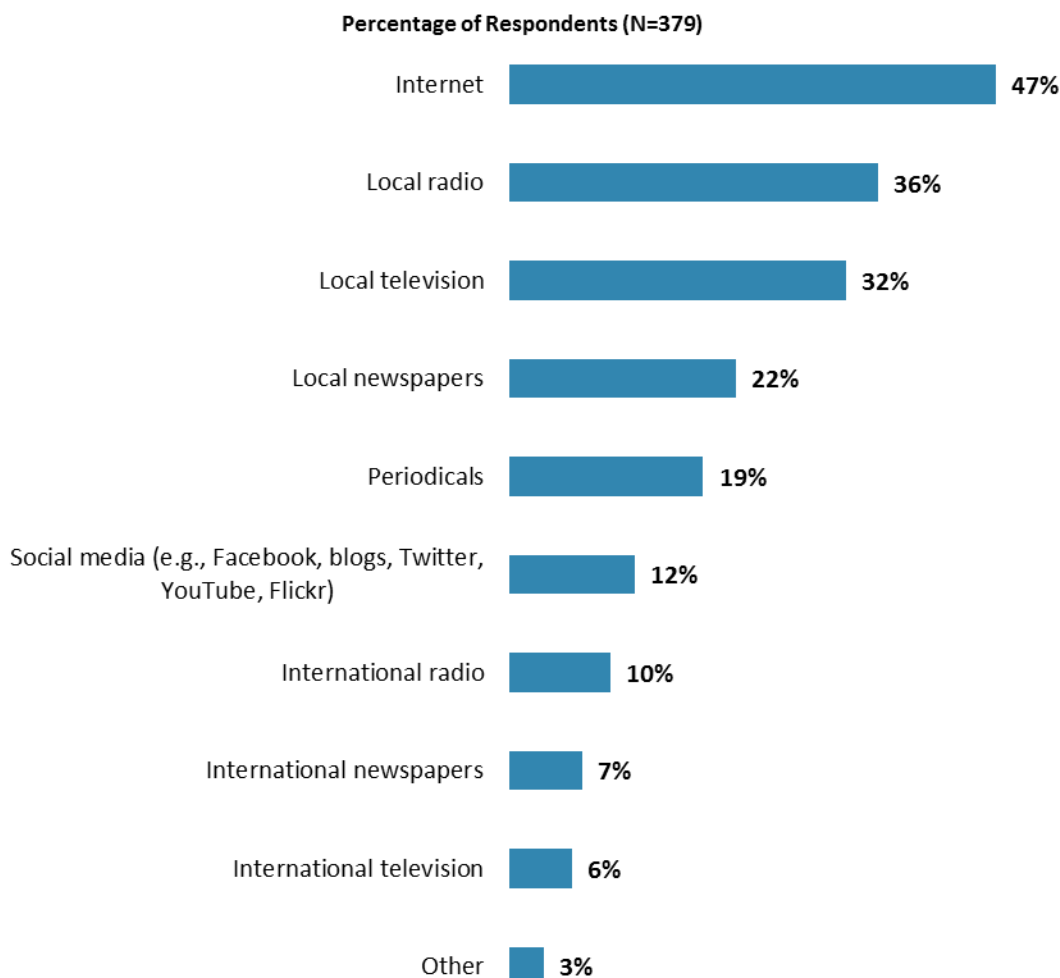


XI. Communication and Outreach

Note: When considering the World Bank Group's future outreach with key constituencies, please see Appendix B (page 64) for all responses by stakeholder groups.

General Information Sources

- **Year comparison:** Respondents in the previous FY'13 Country Survey indicated that they got most of their information about economic and social development issues in Guinea from “*local newspapers*” (46%), “*Internet*” (37%), and “*local radio*” (31%).



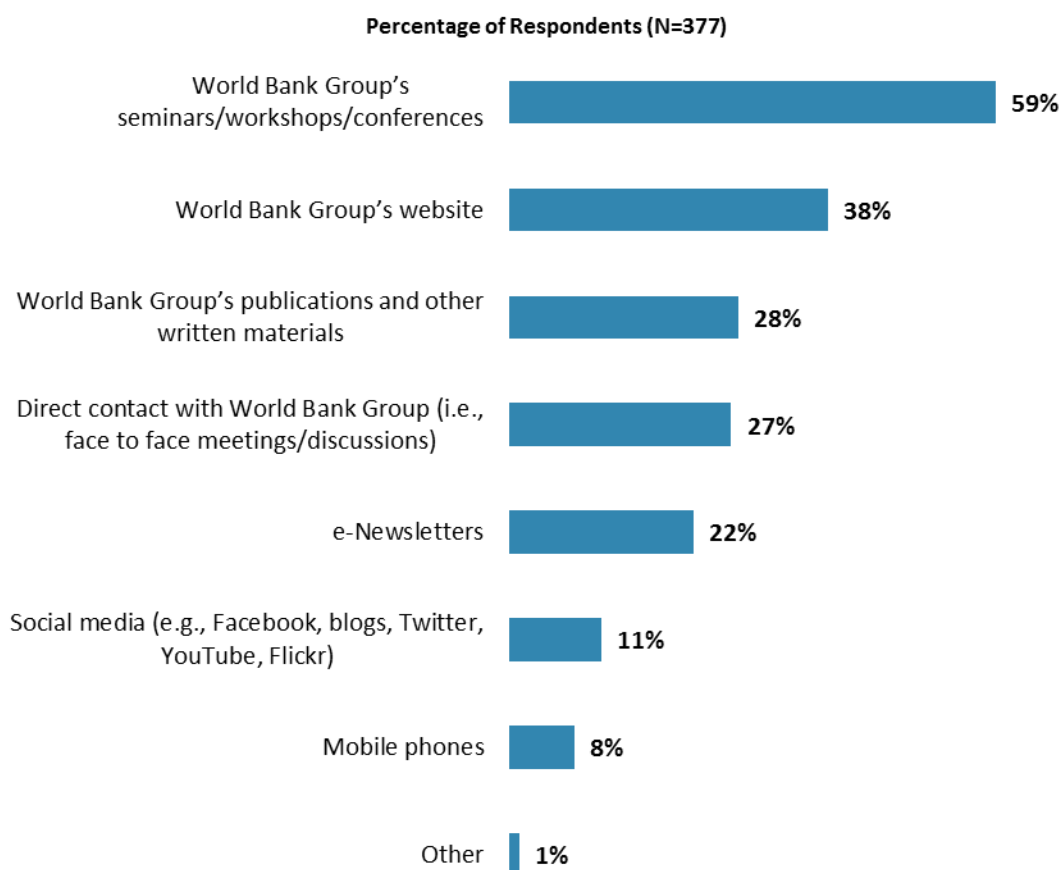
"How do you get most of your information about economic and social development issues in Guinea? (Choose no more than TWO)" (Respondents chose from a list. Responses combined.)



XI. Communication and Outreach (continued)

Preferred Information Sources

- **Year comparison:** Respondents in the previous FY'13 Country Survey indicated that they would prefer to receive information from the World Bank through its “*seminars/workshops/conferences*” (55%), “*direct contact with World Bank*” (43%), and “*World Bank website*” (35%).

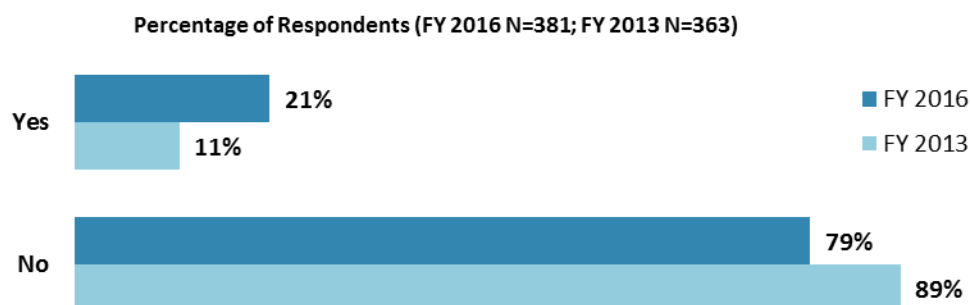


**"How would you prefer to receive information from the World Bank Group?
(Choose no more than TWO)" (Respondents chose from a list. Responses combined.)**



XI. Communication and Outreach (continued)

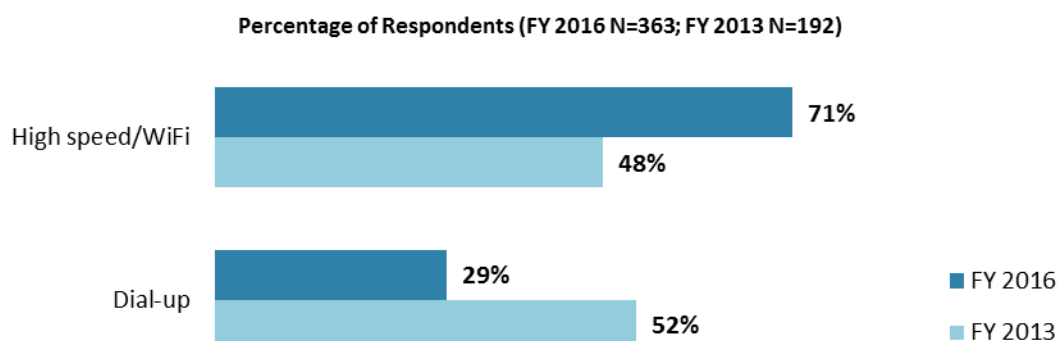
Access to Information¹⁴



"Are you aware of the World Bank Group's Access to Information Policies under which the WBG discloses any information in its possession that is not on a list of exceptions?"

Access to the Internet

- 98 percent of respondents in this year's Country Survey indicated that they had access to the Internet.



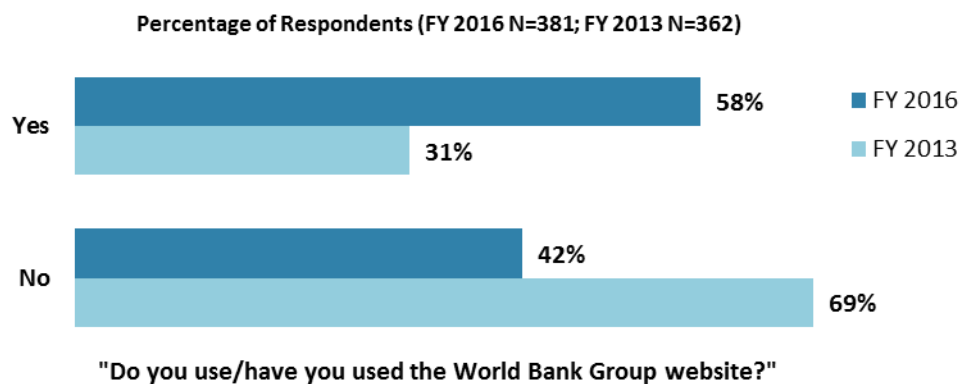
"Which Internet connection do you use primarily when visiting a World Bank Group website?"
(Respondents chose from a list.)

¹⁴ Percentages presented in the charts on this page were calculated based on weighted data.

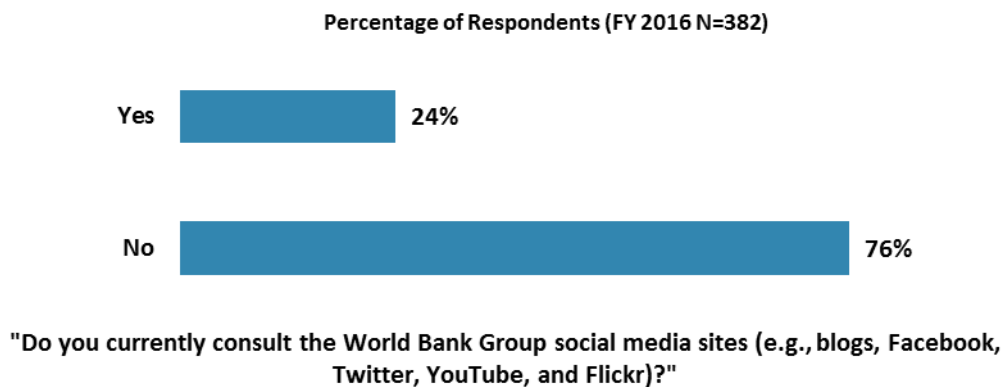


XI. Communication and Outreach (continued)

The WBG Website Usage¹⁵



Use of the WBG's Social Media Channels



¹⁵ Percentages presented in the chart were calculated based on weighted data.



XII. Appendices

A. Responses to All Questions across All Respondents.....	47
B. Responses to All Questions by Stakeholder Groups.....	64
C. Responses to Indicator Questions by Geographic Location.....	90
D. Responses to Selected Questions by Level of Collaboration with the World Bank Group	92
E. Responses to Selected Questions by Year.....	99
F. Indicator Questions as a Function of Exposure to the WBG	105
G. WBG Country Opinion Survey FY'16 – Guinea Questionnaire	106

Guinea





Appendix A: Responses to All Questions across All Respondents (N=384)

All rating scale questions are presented with the total number of respondents that provided a rating (N), the number of respondents who indicated that they "Don't know" (DK), the mean rating across all respondents (Mean), and the standard deviation of this mean (SD). Indicator questions are noted with an asterisk (*).

A. General Issues Facing Guinea

1. In general would you say that Guinea is headed in ... ?	Percentage of Respondents (N=384)
The right direction	52.1%
The wrong direction	23.7%
Not sure	24.2%

2. Listed below are a number of development priorities in Guinea. Please identify which of the following you consider the most important development priorities in Guinea? (Choose no more than THREE)	Percentage of Respondents (Responses Combined; N=382)
Public sector governance/reform (i.e., government effectiveness, public financial management, public expenditure, fiscal system reform)	31.9%
Energy	24.3%
Private sector development	20.9%
Job creation/employment	18.3%
Food security	18.3%
Education	17.3%
Agricultural development	15.2%
Rural development	12.8%
Anti-corruption	12.0%
Law and justice (e.g., judicial system)	11.8%
Information and communications technology	10.5%
Poverty reduction	10.5%
Water and sanitation	9.2%
Economic growth	7.9%
Social cohesion	7.6%
Security/stabilization/reconstruction	7.1%
Health	6.8%
Transport (e.g., roads, bridges, transportation)	6.3%
Climate change (e.g., mitigation, adaptation)	6.0%
Environmental sustainability	5.5%
Local governance and institutions	5.5%
Natural resource management (e.g., oil, gas, mining)	4.5%
Global/regional integration	3.9%
Regional conflict and tensions	3.4%
Trade and exports	2.9%
Equality of opportunity (i.e., equity)	2.6%
Urban development	2.6%
Financial markets	2.4%
Crime and violence	2.1%
Gender equity	1.8%
Foreign direct investment	1.8%
Communicable/non-communicable diseases	1.6%
Social protection (e.g., cash transfers, cash for work, pensions, targeted social assistance)	1.3%
Disaster management	0.8%
Regulatory framework	0.3%

**A. General Issues Facing Guinea (continued)**

3. The World Bank Group has committed itself to twin goals: ending extreme poverty by 2030 and boosting shared prosperity. Poverty reduction is a broad term that encompasses work in many different areas. Which THREE areas of development listed below do you believe would contribute most to reducing poverty in Guinea? (Choose no more than THREE)	Percentage of Respondents (Responses Combined; N=383)
Agricultural development	28.5%
Public sector governance/reform (i.e., government effectiveness, public financial management, public expenditure, fiscal system reform)	22.5%
Rural development	21.1%
Economic growth	20.4%
Anti-corruption	19.1%
Education	18.3%
Energy	16.4%
Job creation/employment	16.2%
Private sector development	15.7%
Water and sanitation	12.8%
Information and communications technology	11.7%
Law and justice (e.g., judicial system)	11.2%
Health	9.4%
Food security	8.9%
Local governance and institutions	7.6%
Transport (e.g., roads, bridges, transportation)	5.5%
Environmental sustainability	5.0%
Security/stabilization/reconstruction	4.7%
Climate change (e.g., mitigation, adaptation)	4.4%
Regional conflict and tensions	4.4%
Trade and exports	4.2%
Natural resource management (e.g., oil, gas, mining)	3.4%
Equality of opportunity (i.e., equity)	3.1%
Social cohesion	2.9%
Crime and violence	2.3%
Financial markets	2.1%
Gender equity	1.8%
Foreign direct investment	1.8%
Communicable/non-communicable diseases	1.8%
Urban development	1.3%
Global/regional integration	1.3%
Social protection (e.g., cash transfers, cash for work, pensions, targeted social assistance)	1.3%
Disaster management	0.5%
Regulatory framework	0.3%

**A. General Issues Facing Guinea (continued)**

4. The World Bank Group's "Shared Prosperity" goal captures two key elements, economic growth and equity. It will seek to foster income growth among the bottom 40 percent of a country's population. Improvement in the Shared Prosperity Indicator requires growth and well-being of the less well-off. When thinking about the idea of "shared prosperity" in your country, which of the following TWO best illustrate how this would be achieved in Guinea? (Choose no more than TWO)	Percentage of Respondents (Responses Combined; N=370)
Consistent economic growth	32.7%
Education and training that better ensure job opportunity	21.9%
Better opportunity for the poor who live in rural areas	20.8%
Better employment opportunities for young people	20.8%
Greater access to micro-finance for the poor	19.5%
Better entrepreneurial opportunities (i.e., to start small and medium sized businesses)	13.5%
Better quality public services	13.0%
Greater access to health and nutrition for citizens	10.3%
Greater equity of fiscal policy	10.0%
Greater voice and participation for citizens to help ensure greater accountability	8.9%
More reliable social safety net	8.6%
Better employment opportunities for women	7.3%
A growing middle class	6.2%
Better opportunity for the poor who live in urban areas	3.0%
Other	0.0%

5. Do you think the gap between the rich and the poor is a very big problem, a moderately big problem, a small problem, or not a problem at all in Guinea? (Select only ONE response)	Percentage of Respondents (N=383)
A very big problem	55.4%
A moderately big problem	25.1%
A small problem	10.2%
Not a problem at all	6.0%
Don't know	3.4%

6. In your view, is global climate change a very serious problem, somewhat serious, not too serious, or not a problem? (Select only ONE response)	Percentage of Respondents (N=383)
A very serious problem	83.8%
A somewhat serious problem	13.3%
Not too serious problem	1.0%
Not a problem	0.3%
Don't know	1.6%

B. Overall Attitudes toward the World Bank Group

Familiarity	N	DK	Mean	SD
1. How familiar are you with the work of the World Bank Group in Guinea? (1-Not familiar at all, 10-Extremely familiar)	382	0	6.07	2.18
Effectiveness*	N	DK	Mean	SD
2. Overall, please rate your impression of the World Bank Group's effectiveness in Guinea. (1-Not effective at all, 10-Very effective)	345	38	6.77	1.95

**B. Overall Attitudes toward the World Bank Group (continued)**

Staff Preparedness	N	DK	Mean	SD
3. To what extent do you believe the World Bank Group's staff is well prepared (e.g., skills and knowledge) to help Guinea solve its most complicated development challenges? (1-To no degree at all, 10-To a very significant degree)	322	59	6.93	1.95

4. When thinking about how the World Bank Group can have the most impact on development results in Guinea, in which sectoral areas do you believe the World Bank Group should focus most of its resources (financial and knowledge services) in Guinea? (Choose no more than THREE)	Percentage of Respondents (Responses Combined; N=382)
Agricultural development	25.1%
Public sector governance/reform (i.e., government effectiveness, public financial management, public expenditure, fiscal system reform)	22.8%
Education	22.5%
Health	20.4%
Job creation/employment	19.4%
Energy	15.7%
Private sector development	14.9%
Rural development	13.6%
Poverty reduction	13.4%
Economic growth	13.1%
Anti-corruption	12.3%
Transport (e.g., roads, bridges, transportation)	12.0%
Information and communications technology	12.0%
Law and justice (e.g., judicial system)	9.2%
Food security	8.6%
Water and sanitation	7.1%
Security/stabilization/reconstruction	6.0%
Social cohesion	6.0%
Environmental sustainability	5.5%
Local governance and institutions	5.2%
Climate change (e.g., mitigation, adaptation)	3.9%
Trade and exports	3.4%
Regional conflict and tensions	3.4%
Natural resource management (e.g., oil, gas, mining)	2.9%
Crime and violence	2.9%
Financial markets	2.4%
Gender equity	2.1%
Equality of opportunity (i.e., equity)	1.8%
Communicable/non-communicable diseases	1.6%
Urban development	1.3%
Global/regional integration	1.0%
Social protection (e.g., cash transfers, cash for work, pensions, targeted social assistance)	1.0%
Foreign direct investment	1.0%
Disaster management	0.3%
Regulatory framework	0.0%

**B. Overall Attitudes toward the World Bank Group (continued)**

5. When thinking about the World Bank Group's role, which activity do you believe is of greatest VALUE and which activity is of second greatest value in Guinea?	Percentage of Respondents (N=383)		
	Greatest Value	2 nd Greatest Value	Combined
Financial resources	23.0%	11.7%	34.7%
Capacity development	18.0%	12.0%	30.0%
Help to bring discipline/effective supervision to implementation of investment projects	10.7%	10.4%	21.1%
Policy advice, studies, analyses	13.3%	7.6%	20.9%
Technical assistance	9.1%	11.7%	20.9%
Strategy formulation (e.g., PRSP assistance)	5.0%	15.1%	20.1%
Mobilizing third party financial resources	6.0%	7.0%	13.1%
Convening/facilitating	7.3%	4.2%	11.5%
Data and statistics	3.7%	7.6%	11.2%
Donor coordination	2.6%	5.5%	8.1%
Linkage to non-Bank expertise (e.g., South-South knowledge sharing)	1.0%	7.0%	8.1%
Other	0.3%	0.0%	0.3%

6. Which of the following do you identify as the World Bank Group's greatest WEAKNESSES in its work in Guinea? (Choose no more than TWO)	Percentage of Respondents (Responses Combined; N=383)
Too influenced by developed countries	30.5%
World Bank Group's processes too complex	26.6%
Not collaborating enough with stakeholders outside the Government	23.8%
Not enough public disclosure of its work	22.5%
Not exploring alternative policy options	15.1%
Not adequately sensitive to political/social realities in Guinea	13.3%
World Bank Group's processes too slow (e.g., too bureaucratic in its operational policies and procedures)	12.5%
Its advice and strategies do not lend themselves to practical problem solving	11.5%
Imposing technocratic solutions without regard to political realities	10.7%
Not willing to honestly criticize policies and reform efforts in the country	8.9%
Not client focused	5.0%
Not aligned with country priorities	3.9%
Inadequate number of World Bank Group staff members located in the country	3.4%
Staff too inaccessible	2.1%
Not focused enough on issues that are unique to post-conflict countries	1.8%
Don't know	1.6%
Arrogant in its approach	1.3%
Not aligned with other donors' work	1.0%
Other	0.5%
The credibility of its knowledge/data	0.3%

**B. Overall Attitudes toward the World Bank Group (continued)**

7. Which World Bank Group's instruments do you believe are the MOST effective in reducing poverty in Guinea? (Choose no more than TWO)	Percentage of Respondents (Responses Combined; N=381)
Capacity development	46.7%
Investment lending (financing specific projects)	33.6%
Knowledge products/services (analytical work, studies, surveys, etc.)	22.3%
Technical assistance (advice, best practice, international experience, etc.)	22.0%
Policy based lending/budget support to the Government	18.9%
Co-financing arrangements (i.e., with other donors)	10.0%
Multi-sectoral approaches	9.7%
Trust Fund management	9.4%
Sector-wide approaches	4.7%
Emergency Recovery lending	4.2%
Don't know	2.4%
Other	0.5%

8. To what extent do you believe that the World Bank Group's work and support help the poorest in Guinea? (Select only ONE response)	Percentage of Respondents (N=384)
To a fully sufficient degree	14.1%
To a somewhat sufficient degree	26.0%
To a somewhat insufficient degree	22.4%
To a very insufficient degree	32.3%
Don't know	5.2%

9. In addition to the regular relations with the national government, which TWO of the following groups should the World Bank Group collaborate with more in your country? (Choose no more than TWO)	Percentage of Respondents (Responses Combined; N=384)
Private sector	47.9%
NGOs/Community Based Organizations (CBOs)	41.1%
Local Government	29.2%
Beneficiaries	23.4%
Parliament	14.8%
Academia/think tanks/research institutes	10.2%
Youth/university groups	7.8%
Media	7.0%
Donor community	4.4%
Foundations	2.9%
Emerging donors	2.6%
UN agencies	2.3%
Regional organizations (e.g., ECOWAS, AU, MRU)	2.1%
UN and regional peace keeping forces	1.3%
Don't know	0.8%
Other	0.0%

To what extent do you agree with the following statements about the World Bank Group's work in Guinea? (1-Strongly disagree, 10-Strongly agree)	Level of Agreement			
	N	DK	Mean	SD
10. Overall the World Bank Group currently plays a relevant role in development in Guinea*	353	31	6.60	2.10
11. The World Bank Group's work is aligned with what I consider the development priorities for Guinea*	313	70	6.35	2.16

**B. Overall Attitudes toward the World Bank Group (continued)**

To what extent is the World Bank Group an effective development partner in Guinea, in terms of each of the following? (1-To no degree at all, 10-To a very significant degree)	Degree			
	N	DK	Mean	SD
12. Responsiveness to needs*	268	116	5.63	2.01
13. Flexibility (in terms of the institution's products and services)*	255	129	5.94	1.95
14. Flexibility (in terms of changing country circumstances)*	260	122	6.18	2.09
15. Being inclusive*	242	138	6.78	2.18
16. Openness (sharing data and other information)*	283	96	6.63	2.05
17. Collaboration with the Government*	350	31	7.44	1.99
18. The speed in which it gets things accomplished on the ground*	274	109	6.32	1.97
19. Ease of access to the people at the World Bank Group who are making decisions important to my work*	256	128	5.45	2.24
20. Collaboration with civil society*	302	78	5.64	2.10
21. Collaboration with the UN*	225	153	7.09	2.05
22. Staff accessibility*	244	138	5.38	2.14
23. Collaboration with other donors and development partners*	253	129	6.91	2.15
24. Collaboration with the private sector*	276	105	5.45	1.87
25. Straightforwardness and honesty*	251	131	7.22	2.15
26. Treating clients and stakeholders in Guinea with respect*	254	130	7.00	1.97
27. Being a long-term partner*	290	94	7.52	2.13

28. In the past year, have you seen more, less, or just about the same level of effective collaboration between the UN and the World Bank Group in your country? (Select only ONE response)	Percentage of Respondents (N=383)
More effective collaboration	10.7%
The same level of effective collaboration	38.9%
Less effective collaboration	13.3%
Don't know	37.1%

29. When World Bank Group assisted reform efforts fail or are slow to take place, which THREE of the following would you attribute this to? (Choose no more than THREE)	Percentage of Respondents (Responses Combined; N=384)
Inadequate funding	44.0%
The Government works inefficiently	42.2%
Reforms are not well thought out in light of country challenges	30.5%
There is not an adequate level of citizen/civil society participation	28.1%
The World Bank Group is not sensitive enough to political/social realities on the ground	26.3%
Lack of/inadequate levels of capacity in Government	21.6%
Political pressures and obstacles	18.0%
The World Bank Group works too slowly	15.9%
Poor donor coordination	11.2%
Ongoing conflict and instability	9.6%
The World Bank Group does not do adequate follow through/follow-up	6.3%
Other	0.8%

**C. World Bank Group's Effectiveness and Results**

1. In your opinion, how IMPORTANT is it for the World Bank Group to be involved in the following areas of development in Guinea? (1-Not important at all, 10-Very important)	Importance			
	N	DK	Mean	SD
1. Crime and violence	309	72	7.52	2.28
2. Financial markets	275	104	7.55	1.75
3. Transport (e.g., roads, bridges, transportation)	320	62	8.28	1.62
4. Anti-corruption	320	60	8.38	1.83
5. Regional conflict and tensions	273	104	7.01	2.23
6. Law and justice (e.g., judicial system)	320	59	8.21	1.87
7. Urban development	297	85	7.74	1.77
8. Environmental sustainability	301	80	7.87	1.65
9. Trade and exports	276	104	7.09	2.03
10. Information and communications technology	312	69	7.99	1.78
11. Poverty reduction	332	50	8.72	1.55
12. Gender equity	271	110	7.11	1.98
13. Private sector development	313	67	8.29	1.81
14. Foreign direct investment	281	100	7.76	1.79
15. Local governance and institutions	316	67	8.12	1.72
16. Water and sanitation	315	66	8.34	1.57
17. Regulatory framework	263	116	7.28	1.81
18. Economic growth	318	64	8.35	1.72
19. Energy	329	52	8.49	1.68
20. Disaster management	278	101	7.48	2.05
21. Public sector governance/reform (i.e., government effectiveness, public financial management, public expenditure, fiscal system reform)	321	61	8.42	1.67
22. Job creation/employment	325	55	8.39	1.93
23. Social cohesion	296	88	7.60	2.04
24. Communicable/non-communicable diseases	301	80	7.78	1.76
25. Equality of opportunity (i.e., equity)	293	88	7.57	1.90
26. Social protection (e.g., cash transfers, cash for work, pensions, targeted social assistance)	294	88	7.45	2.03
27. Rural development	333	47	8.37	1.70
28. Global/regional integration	261	116	7.32	1.82
29. Food security	322	60	8.28	1.71
30. Natural resource management (e.g., oil, gas, mining)	278	103	7.56	1.95
31. Security/stabilization/reconstruction	287	93	7.68	1.71
32. Health	323	54	8.50	1.48
33. Climate change (e.g., mitigation, adaptation)	305	77	8.04	1.71
34. Agricultural development	339	43	8.67	1.54
35. Education	339	44	8.84	1.37

**C. World Bank Group's Effectiveness and Results (continued)**

2. How EFFECTIVE do you believe the World Bank Group is in terms of the work it does in the following areas of development in Guinea? (1-Not effective at all, 10-Very effective)	Effectiveness			
	N	DK	Mean	SD
1. Gender equity	163	218	4.88	1.98
2. Information and communications technology	251	129	6.62	2.11
3. Transport (e.g., roads, bridges, transportation)	255	124	5.89	2.37
4. Urban development	221	162	5.81	2.03
5. Environmental sustainability	227	153	6.00	1.81
6. Regulatory framework	183	197	5.87	1.86
7. Poverty reduction	300	80	6.60	2.37
8. Private sector development	252	128	5.74	2.02
9. Local governance and institutions	254	125	6.18	2.06
10. Water and sanitation	285	95	6.33	2.09
11. Economic growth	285	94	6.33	2.41
12. Health	275	108	6.98	1.98
13. Public sector governance/reform (i.e., government effectiveness, public financial management, public expenditure, fiscal system reform)	288	95	6.67	1.92
14. Job creation/employment	255	127	5.22	2.38
15. Financial markets	182	197	5.73	1.89
16. Energy	252	129	6.29	2.09
17. Rural development	259	123	6.17	2.07
18. Global/regional integration	185	194	5.87	1.75
19. Food security	242	140	6.22	2.00
20. Education	299	82	6.84	2.10
21. Social protection (e.g., cash transfers, cash for work, pensions, targeted social assistance)	201	180	5.74	1.85
22. Agricultural development	287	95	6.69	2.10
23. Natural resource management (e.g., oil, gas, mining)	216	167	5.88	1.92

Achieving Development Results*	N	DK	Mean	SD
3. To what extent does the World Bank Group's work help to achieve development results in Guinea? (1-To no degree at all, 10-To a very significant degree)	350	33	6.74	1.94

Building and Strengthening Country Systems*	N	DK	Mean	SD
4. To what extent does the World Bank Group help to build/strengthen existing country systems (e.g., procurement, financial management, etc.) in Guinea? (1-To no degree at all, 10-To a very significant degree)	306	77	6.59	1.97

To what extent do you agree with the following statements about the World Bank Group in Guinea? (1-Strongly disagree, 10-Strongly agree)	N	DK	Mean	SD
5. The World Bank Group's financial instruments (i.e., investment lending, Development Policy Loan, Trust Funds, etc.) meet the needs of Guinea*	329	54	6.28	2.10
6. The World Bank Group meets Guinea's needs for knowledge services (e.g., research, analysis, data, technical assistance)*	306	69	6.31	2.02

Measuring and Correcting the World Bank Group's Work	N	DK	Mean	SD
7. To what extent do you believe the World Bank Group measures and corrects its work in real time in Guinea? (1-To no degree at all, 10-To a very significant degree)	267	116	6.45	1.86

**D. The World Bank Group's Knowledge Work and Activities**

1. How frequently do you consult World Bank Group's knowledge work and activities in the work you do?	Percentage of Respondents (N=384)
Weekly	5.7%
Monthly	29.4%
A few times a year	31.8%
Rarely	25.3%
Never	7.8%

In Guinea, to what extent do you believe that the World Bank Group's knowledge work and activities: (1-To no degree at all, 10-To a very significant degree)	Degree			
	N	DK	Mean	SD
2. Are timely	297	85	6.76	1.85
3. Include appropriate level of stakeholder involvement during preparation	262	120	6.17	1.91
4. Lead to practical solutions	271	107	5.97	1.87
5. Are accessible (well written and easy to understand)	272	109	6.18	1.93
6. Are source of relevant information on global good practices	267	115	6.63	1.90
7. Are adequately disseminated	253	125	5.38	2.11
8. Are translated enough into local language	248	134	3.92	2.54
9. Are adaptable to Guinea's specific development challenges and country circumstances*	289	93	6.26	1.96

Overall Evaluations	N	DK	Mean	SD
10. Overall, how significant a contribution do you believe the World Bank Group's knowledge work and activities make to development results in your country?* (1-Not significant at all, 10-Very significant)	334	48	6.99	1.88
11. Overall, how would you rate the technical quality of the World Bank Group's knowledge work and activities?* (1-Very low technical quality, 10-Very high technical quality)	329	54	6.95	1.92

E. Working with the World Bank Group

To what extent do you agree/disagree with the following statements? (1-Strongly disagree, 10-Strongly agree)	Level of Agreement			
	N	DK	Mean	SD
1. The World Bank Group disburses funds promptly	240	144	4.35	2.58
2. The World Bank Group effectively monitors and evaluates the projects and programs it supports	332	52	7.86	1.96
3. The World Bank Group's approvals and reviews are done in a timely fashion	271	112	5.95	2.13
4. The World Bank Group's "Safeguard Policy" requirements are reasonable	226	157	6.39	2.03
5. The World Bank Group's conditions on its lending are reasonable	246	136	5.75	2.10
6. The World Bank Group takes decisions quickly in Guinea*	266	116	5.31	2.15
7. Working with the World Bank Group increases Guinea's institutional capacity	321	62	6.97	2.01
8. Where country systems (e.g., procurement, financial management, etc.) are adequate, the World Bank Group makes appropriate use of them*	273	111	6.97	2.04
9. The World Bank Group provides effective implementation support (i.e., supervision of projects)	300	84	6.95	1.98

WBG Promoting PPP in Guinea	N	DK	Mean	SD
10. To what extent do you believe that the World Bank Group's work helps to find solutions that promote private public partnerships in Guinea? (1-To no degree at all, 10-To a very significant degree)	318	66	6.37	2.01

**E. Working with the World Bank Group (continued)**

11. Which of the following best describes the World Bank Group's support in Guinea? (Select only ONE response)	Percentage of Respondents (N=379)
The World Bank Group is sufficiently selective and focuses on the most important development challenges in Guinea	51.5%
The World Bank Group is not sufficiently selective in Guinea, and it is involved in too many areas of development	23.0%
Don't know	25.6%

12. WBG Staffing in Guinea	N	DK	Mean	SD
To what extent do you believe the World Bank Group is adequately staffed in Guinea? (1-To no degree at all, 10-To a very significant degree)	193	191	5.20	2.02

To what extent do you agree with the following statements related to the World Bank Group's work in response to the Ebola outbreak in Guinea since March 2014? (1-Strongly disagree, 10-Strongly agree)	Level of Agreement			
	N	DK	Mean	SD
13. The level of the World Bank Group's grant financing in response to the Ebola outbreak in Guinea was appropriate.	315	69	7.59	1.89
14. The World Bank Group's grant financing in response to the Ebola outbreak was done at the appropriate speed.	281	103	7.19	2.06
15. The World Bank Group's grant financing in response to the Ebola outbreak in Guinea was flexible to address complex challenges in changing environment.	273	108	7.29	2.08
16. The World Bank Group's grant financing in response to the Ebola outbreak in Guinea enabled the government to own and manage responses, rather than creating parallel structure.	287	97	7.28	2.14
17. The World Bank Group's work (advice, grant financing, etc.) in response to the Ebola outbreak helped engender institutional change to improve health care service management and response in Guinea.	298	86	7.31	2.09
18. The World Bank Group's work (advice, grant financing, etc.) helped to build institutional capacity for future outbreaks of pandemics and epidemics.	306	77	7.54	2.03
19. The World Bank Group role as convener and facilitator of other donors was very effective in response to last year's Ebola crisis.	321	63	7.68	1.99

20. When considering the World Bank Group's Ebola crisis related work in Guinea, which of the following activities were most useful? (Choose no more than TWO)	Percentage of Respondents (Responses Combined; N=383)
Mobilizing donor support	55.1%
Damage assessment (post-outbreak needs assessment)	34.5%
World Bank Group's grant financing	29.5%
Institutional capacity building	25.3%
Knowledge exchange	20.4%
Beneficiary targeting	10.4%
Building country ownership	8.4%
Other	2.6%

**E. Working with the World Bank Group (continued)**

21A. When considering post-Ebola recovery, which THREE areas below would benefit most from the World Bank Group playing a leading role among international partners in Guinea? (Choose no more than THREE)	Percentage of Respondents (Responses Combined; N=384)
Health (e.g., rapid response to epidemics such as Ebola)	72.9%
Social protection (e.g., social safety nets for the vulnerable, specifically in Ebola affected areas)	45.1%
Water and sanitation (e.g., improved access to clean water, waste management)	35.9%
Education (e.g., increased quality of school education)	30.5%
Governance (e.g., government effectiveness, good governance)	28.9%
Private sector development	23.7%
Energy (e.g., increased power generation and access to electricity)	17.7%

21B. Which THREE areas below would benefit most from other donors in Guinea? (Choose no more than THREE)	Percentage of Respondents (Responses Combined; N=381)
Water and sanitation (e.g., improved access to clean water, waste management)	43.8%
Education (e.g., increased quality of school education)	41.5%
Energy (e.g., increased power generation and access to electricity)	36.0%
Private sector development	33.6%
Social protection (e.g., social safety nets for the vulnerable, specifically in Ebola affected areas)	33.6%
Governance (e.g., government effectiveness, good governance)	28.1%
Health (e.g., rapid response to epidemics such as Ebola)	26.5%

F. The Future Role of the World Bank Group in Guinea

1. Which of the following SHOULD the World Bank Group do to make itself of greater value in Guinea? (Choose no more than TWO)	Percentage of Respondents (Responses Combined; N=381)
Reach out more to groups outside of Government	26.2%
Increase the level of capacity development in the country	26.0%
Reduce the complexity of obtaining World Bank Group financing	26.0%
Offer more innovative financial products	25.2%
Ensure greater selectivity in its work	17.1%
Improve the quality of its experts as related to Guinea's specific challenges	11.8%
Collaborate more effectively with Government clients	11.5%
Offer more innovative knowledge services	10.5%
Improve the competitiveness of its financing compared to markets	10.0%
Work faster	9.4%
Provide more adequate data/knowledge/statistics/figures on Guinea's economy	9.4%
Increase the level of World Bank Group staffing in Guinea's office	8.9%
Other	0.0%

**F. The Future Role of the World Bank Group in Guinea (continued)**

2. When considering the combination of services that the World Bank Group offers in Guinea, and taking into account its limited level of resources, which ONE of the following do you believe the World Bank Group should offer more of in Guinea? (Select only ONE response)	Percentage of Respondents (N=369)
Financial services	31.2%
Knowledge products	23.0%
The combination is appropriate for Guinea	21.1%
Convening services	17.6%
Don't know	6.0%
None of the above	1.1%

3. What should the World Bank Group do to improve collaboration with the UN in the field? (Choose no more than THREE)	Percentage of Respondents (Responses Combined; N=382)
Develop joint or complementary projects with the UN, leveraging each organization's comparative advantages	65.4%
Collaborate on analysis, assessments and planning, including on rapid assessments on emerging crisis and changing circumstances when both institutions are engaged	48.2%
Develop guidelines, framework and tools to facilitate operational cooperation and cross-financing	46.6%
Organize more joint meetings and missions with the UN	41.1%
Share more information about the World Bank Group's activities, products, and knowledge	30.1%
Involve UN experts to a greater degree in World Bank Group activities	20.7%
Other	0.5%

G. Communication and Information Sharing

1. How do you get most of your information about economic and social development issues in Guinea? (Choose no more than TWO)	Percentage of Respondents (Responses Combined; N=379)
Internet	47.0%
Local radio	35.6%
Local television	32.5%
Local newspapers	21.9%
Periodicals	18.7%
Social media (e.g., Facebook, blogs, Twitter, YouTube, Flickr)	12.1%
International radio	9.8%
International newspapers	7.1%
International television	6.1%
Other	3.4%

**G. Communication and Information Sharing (continued)**

2. How would you prefer to receive information from the World Bank Group? (Choose no more than TWO)	Percentage of Respondents (Responses Combined; N=377)
World Bank Group's seminars/workshops/conferences	58.6%
World Bank Group's website	38.5%
World Bank Group's publications and other written materials	27.6%
Direct contact with World Bank Group (i.e., face to face meetings/discussions)	26.8%
e-Newsletters	22.3%
Social media (e.g., Facebook, blogs, Twitter, YouTube, Flickr)	11.1%
Mobile phones	8.0%
Other	1.3%

3. Are you aware of the World Bank Group's Access to Information Policies under which the World Bank Group discloses any information in its possession that is not on a list of exceptions?	Percentage of Respondents (N=381)
Yes	20.7%
No	79.3%

4. If yes, from which of the following sources did you learn about the World Bank Group's Access to Information Policies? (Select only ONE response)	Percentage of Respondents (N=78)
World Bank Group's seminars/workshops/conferences	46.2%
World Bank Group's website	35.9%
News/Media	9.0%
Colleagues/Friends/Peer organizations	6.4%
World Bank Group's e-Newsletters	1.3%
Other	1.3%

5. Have you requested information from the World Bank Group on its activities in the past year?	Percentage of Respondents (N=381)
Yes	18.6%
No	81.4%

6. Were you able to obtain this information?	Percentage of Respondents (N=69)
Yes	76.8%
No	23.2%

7. Do you have access to the Internet?	Percentage of Respondents (N=381)
Yes	97.6%
No	2.4%

8. Do you use/have you used the World Bank Group website?	Percentage of Respondents (N=382)
Yes	58.6%
No	41.4%

9. Do you currently consult the World Bank Group social media sites (e.g., Facebook, blogs, Twitter, YouTube, and Flickr)?	Percentage of Respondents (N=382)
Yes	24.3%
No	75.7%

**G. Communication and Information Sharing (continued)**

10. Which Internet connection do you use primarily when visiting a World Bank Group website?	Percentage of Respondents (N=364)
High speed/WiFi	71.4%
Dial-up	28.6%

Please rate how much you agree with the following statements. (1-Strongly disagree, 10-Strongly agree)	Level of Agreement			
	N	DK	Mean	SD
11. I find the World Bank Group's websites easy to navigate	213	167	6.57	1.73
12. I find the information on the World Bank Group's websites useful	205	174	6.85	1.76
13. The World Bank Group's social media channels (e.g., blogs, Facebook, Twitter, YouTube, Flickr) are valuable sources of information about the institution	116	264	6.98	2.17
14. When I need information from the World Bank Group I know how to find it (e.g., whom to call, where to reach them, etc.)	216	165	6.36	2.29
15. The World Bank Group is responsive to my information requests and inquiries	129	251	5.64	2.57

H. Background Information

1. Which of the following best describes your current position? (Select only ONE response)	Percentage of Respondents (N=384)
NGO/Community-Based Organization	23.7%
Employee of a Ministry, Ministerial Department or Implementation Agency	23.4%
Private Sector Organization	10.7%
Local Government Office or Staff	5.7%
Youth Group	5.2%
Media (press, radio, TV, web, etc.)	4.9%
Office of Parliamentarian	3.9%
Project Management Unit (PMU) overseeing implementation of project/Consultant/Contractor working on World Bank Group supported project/program	3.4%
Independent Government Institution (i.e., Regulatory Agency, Central Bank/oversight institution)	2.9%
Faith-Based Group	2.9%
Office of Minister	2.3%
Private Foundation	2.3%
Financial Sector/Private Bank	1.8%
Trade Union	1.8%
Academia/Research Institute/Think Tank	1.8%
Bilateral/ Multilateral Agency	1.6%
Judiciary Branch	0.8%
Office of the President/Prime Minister	0.5%
Other	0.3%

**H. Background Information (continued)**

2. Please identify the primary specialization of your work. (Select only ONE response)	Percentage of Respondents (N=382)
Governance	15.2%
Generalist (specialized in multiple sectors)	11.0%
Education	7.9%
Urban, rural, and social development	7.1%
Other	5.8%
Agriculture	5.5%
Environment and natural resources	5.2%
Health, nutrition, and population	5.2%
Social protection and labor	5.0%
Trade and competitiveness	5.0%
Transport and ICT	5.0%
Fragility, conflict and violence	3.7%
Energy and extractives	3.4%
Poverty	3.1%
Macroeconomics and fiscal management	2.9%
Finance and markets	2.1%
Jobs	2.1%
Public-private partnerships	1.8%
Gender	1.6%
Water	1.3%
Climate change	0.3%

3. Currently, do you professionally collaborate/work with the World Bank Group (IDA, IFC, or MIGA) in your country? (Select only ONE response)	Percentage of Respondents (N=381)
Yes	48.8%
No	51.2%

4. Which of the following agencies of the World Bank Group do you primarily engage with in Guinea? (Select only ONE response)	Percentage of Respondents (N=281)
The World Bank (IDA)	53.4%
The International Finance Corporation (IFC)	25.3%
The Multilateral Investment Guarantee Agency (MIGA)	0.7%
Other	20.6%

5. Do your projects involve both the World Bank and the IFC?	Percentage of Respondents (N=381)
Yes	22.0%
No	78.0%

6. If yes, what was your view of how the two institutions work together in Guinea? (Select only ONE response)	Percentage of Respondents (N=81)
The two institutions work well together	39.5%
The way the two institutions work together needs improvement	49.4%
The two institutions do not work well together	2.5%
Don't know	8.6%

**H. Background Information (continued)**

7. Which of the following describes most of your exposure to the World Bank Group in Guinea? (Choose no more than TWO)	Percentage of Respondents (Responses Combined; N=375)
Observer (i.e., follow in media, discuss in informal conversations, etc.)	48.5%
Engage in World Bank Group related/sponsored events/activities	34.7%
Collaborate as part of my professional duties	28.3%
Use World Bank Group website for information, data, research, etc.	22.4%
Use World Bank Group reports/data	19.5%

8. What's your gender?	Percentage of Respondents (N=381)
Female	18.1%
Male	81.9%

9. Which best represents your geographic location?	Percentage of Respondents (N=383)
Lower Guinea	73.1%
Upper Guinea	13.6%
Middle Guinea	7.6%
Forest Guinea	5.7%



Appendix B: Responses to All Questions by Stakeholder Groups¹⁶

- Office of the President/Prime Minister/Minister N=11 ● Office of Parliamentarian N=15 ● Employee of a Ministry/PMU/Consultant on WBG-supported project N=103
- Local Government N=22 ● Private Sector/Financial Sector/Private Bank N=48 ● CSO N=138 ● Media N=19 ● Independent Government Institution N=11
- Other N=17

A. General Issues facing Guinea

In general, would you say that Guinea is headed in ... ?*

Percentage of Respondents	Office of the President/Prime Minister/Minister	Office of Parliamentarian	Employee of a Ministry/PMU/Consultant on WBG-supported project	Local Government	Private Sector/Financial Sector/Private Bank	CSO	Media	Independent Government Institution	Other
The right direction	100.0%	33.3%	68.0%	90.9%	35.4%	37.0%	52.6%	45.5%	64.7%
The wrong direction	0.0%	60.0%	8.7%	4.5%	35.4%	33.3%	26.3%	18.2%	11.8%
Not sure	0.0%	6.7%	23.3%	4.5%	29.2%	29.7%	21.1%	36.4%	23.5%

*Significantly different between stakeholder groups

¹⁶ All 384 respondents provided information about their current positions. All respondents were included in the across-stakeholder analysis presented in this appendix.



A. General Issues facing Guinea (continued)

Listed below are a number of development priorities in Guinea. Please identify which of the following you consider the most important development priorities in Guinea?
(Choose no more than THREE)

Percentage of Respondents (Responses combined)	Office of the President/Prime Minister/Minister	Office of Parliamentarian	Employee of a Ministry/ PMU/Consultant on WBG-supported project	Local Government	Private Sector/ Financial Sector/ Private Bank	CSO	Media	Independent Government Institution	Other
Global/regional integration	9.1%	6.7%	6.8%	4.5%	0.0%	3.6%	0.0%	0.0%	0.0%
Food security	27.3%	0.0%	16.5%	22.7%	10.6%	24.6%	22.2%	18.2%	0.0%
Security/stabilization/reconstruction*	9.1%	0.0%	6.8%	18.2%	10.6%	2.9%	22.2%	0.0%	11.8%
Public sector governance/reform*	45.5%	0.0%	45.6%	22.7%	21.3%	26.1%	38.9%	54.5%	35.3%
Social protection	0.0%	6.7%	0.0%	0.0%	0.0%	1.4%	0.0%	9.1%	5.9%
Gender equity	0.0%	0.0%	0.0%	0.0%	4.3%	2.9%	5.6%	0.0%	0.0%
Private sector development*	9.1%	13.3%	15.5%	9.1%	38.3%	24.6%	16.7%	9.1%	17.6%
Foreign direct investment*	18.2%	6.7%	1.9%	0.0%	2.1%	0.7%	0.0%	0.0%	0.0%
Urban development	9.1%	0.0%	2.9%	0.0%	6.4%	2.2%	0.0%	0.0%	0.0%
Energy	36.4%	6.7%	26.2%	50.0%	23.4%	20.3%	33.3%	27.3%	11.8%
Regional conflict and tensions	9.1%	0.0%	1.9%	0.0%	0.0%	6.5%	0.0%	0.0%	5.9%
Job creation/employment	0.0%	26.7%	24.3%	4.5%	14.9%	18.1%	27.8%	0.0%	17.6%
Rural development	18.2%	6.7%	12.6%	22.7%	8.5%	13.8%	5.6%	27.3%	5.9%
Financial markets*	0.0%	6.7%	1.9%	0.0%	12.8%	0.0%	0.0%	0.0%	0.0%
Water and sanitation*	9.1%	0.0%	7.8%	22.7%	8.5%	5.8%	11.1%	27.3%	23.5%
Environmental sustainability	9.1%	20.0%	3.9%	0.0%	4.3%	8.0%	0.0%	0.0%	0.0%
Equality of opportunity	0.0%	0.0%	1.9%	0.0%	4.3%	3.6%	5.6%	0.0%	0.0%
Health	9.1%	0.0%	5.8%	9.1%	6.4%	8.0%	0.0%	0.0%	17.6%
Climate change	0.0%	26.7%	6.8%	9.1%	4.3%	5.1%	0.0%	0.0%	5.9%
Poverty reduction	18.2%	6.7%	9.7%	13.6%	4.3%	14.5%	0.0%	18.2%	0.0%
Transport	9.1%	0.0%	8.7%	0.0%	12.8%	3.6%	11.1%	0.0%	5.9%
Social cohesion	0.0%	6.7%	5.8%	4.5%	6.4%	11.6%	0.0%	9.1%	5.9%
Education	18.2%	6.7%	17.5%	9.1%	14.9%	18.1%	33.3%	27.3%	11.8%
Agricultural development	9.1%	0.0%	19.4%	18.2%	10.6%	15.2%	11.1%	9.1%	23.5%
Trade and exports*	0.0%	6.7%	1.0%	0.0%	17.0%	0.7%	0.0%	0.0%	0.0%
Crime and violence	0.0%	13.3%	1.0%	0.0%	0.0%	2.2%	5.6%	0.0%	5.9%
Anti-corruption	9.1%	13.3%	11.7%	9.1%	6.4%	15.2%	11.1%	9.1%	11.8%
Law and justice*	9.1%	26.7%	6.8%	22.7%	4.3%	14.5%	11.1%	0.0%	23.5%
Regulatory framework	0.0%	0.0%	0.0%	0.0%	2.1%	0.0%	0.0%	0.0%	0.0%
Communicable/non-communicable diseases	0.0%	0.0%	1.9%	0.0%	2.1%	2.2%	0.0%	0.0%	0.0%
Local governance and institutions	0.0%	20.0%	8.7%	4.5%	2.1%	3.6%	0.0%	9.1%	5.9%
Natural resource management*	0.0%	26.7%	2.9%	0.0%	6.4%	1.4%	5.6%	27.3%	5.9%
Economic growth	0.0%	6.7%	4.9%	13.6%	12.8%	7.2%	5.6%	18.2%	11.8%
Disaster management	0.0%	0.0%	1.0%	0.0%	2.1%	0.0%	0.0%	0.0%	5.9%
Information and communications technology*	0.0%	40.0%	8.7%	4.5%	10.6%	8.7%	16.7%	0.0%	23.5%

*Significantly different between stakeholder groups



A. General Issues facing Guinea (continued)

The World Bank Group has committed itself to twin goals: ending extreme poverty by 2030 and boosting shared prosperity. Poverty reduction is a broad term that encompasses work in many different areas. Which THREE areas of development listed below do you believe would contribute most to reducing poverty in Guinea? (Choose no more than THREE)

Percentage of Respondents (Responses combined)	Office of the President/Prime Minister/Minister	Office of Parliamentarian	Employee of a Ministry/ PMU/Consultant on WBG-supported project	Local Government	Private Sector/ Financial Sector/ Private Bank	CSO	Media	Independent Government Institution	Other
Water and sanitation	27.3%	0.0%	11.8%	27.3%	8.3%	11.6%	21.1%	18.2%	11.8%
Equality of opportunity	0.0%	0.0%	3.9%	0.0%	4.2%	4.3%	0.0%	0.0%	0.0%
Rural development*	27.3%	6.7%	22.5%	59.1%	14.6%	14.5%	36.8%	36.4%	17.6%
Climate change	9.1%	13.3%	4.9%	4.5%	4.2%	3.6%	0.0%	0.0%	5.9%
Regional conflict and tensions	0.0%	0.0%	1.0%	13.6%	2.1%	6.5%	0.0%	9.1%	11.8%
Global/regional integration	0.0%	6.7%	1.0%	0.0%	0.0%	2.2%	0.0%	0.0%	0.0%
Gender equity	0.0%	0.0%	0.0%	0.0%	4.2%	2.9%	5.3%	0.0%	0.0%
Economic growth	27.3%	13.3%	21.6%	13.6%	33.3%	15.9%	26.3%	9.1%	23.5%
Urban development	0.0%	0.0%	2.0%	0.0%	4.2%	0.7%	0.0%	0.0%	0.0%
Regulatory framework	0.0%	0.0%	0.0%	0.0%	0.0%	0.7%	0.0%	0.0%	0.0%
Local governance and institutions	18.2%	13.3%	8.8%	13.6%	4.2%	5.8%	5.3%	9.1%	5.9%
Social protection	0.0%	0.0%	2.0%	0.0%	2.1%	0.7%	0.0%	9.1%	0.0%
Law and justice	9.1%	20.0%	7.8%	27.3%	4.2%	13.0%	10.5%	0.0%	17.6%
Transport	0.0%	0.0%	7.8%	0.0%	10.4%	5.1%	5.3%	0.0%	0.0%
Crime and violence	0.0%	6.7%	2.0%	0.0%	0.0%	2.9%	5.3%	0.0%	5.9%
Communicable/non-communicable diseases	9.1%	0.0%	2.0%	0.0%	2.1%	2.2%	0.0%	0.0%	0.0%
Information and communications technology*	9.1%	46.7%	10.8%	4.5%	12.5%	8.7%	15.8%	0.0%	23.5%
Security/stabilization/reconstruction	0.0%	0.0%	2.9%	13.6%	8.3%	2.9%	10.5%	0.0%	11.8%
Anti-corruption	9.1%	13.3%	19.6%	13.6%	8.3%	23.9%	21.1%	9.1%	29.4%
Education	9.1%	6.7%	26.5%	13.6%	4.2%	17.4%	26.3%	27.3%	23.5%
Foreign direct investment	9.1%	6.7%	2.0%	0.0%	2.1%	1.4%	0.0%	0.0%	0.0%
Energy	27.3%	6.7%	14.7%	9.1%	14.6%	19.6%	15.8%	45.5%	0.0%
Public sector governance/reform	36.4%	6.7%	31.4%	13.6%	16.7%	20.3%	15.8%	27.3%	23.5%
Social cohesion	0.0%	0.0%	2.0%	0.0%	4.2%	4.3%	0.0%	0.0%	5.9%
Private sector development	9.1%	13.3%	15.7%	13.6%	25.0%	15.2%	10.5%	18.2%	5.9%
Natural resource management*	0.0%	33.3%	3.9%	0.0%	4.2%	0.0%	0.0%	18.2%	0.0%
Environmental sustainability	9.1%	20.0%	4.9%	0.0%	4.2%	5.8%	0.0%	0.0%	0.0%
Health	0.0%	0.0%	7.8%	13.6%	10.4%	10.1%	10.5%	9.1%	17.6%
Agricultural development	18.2%	0.0%	29.4%	18.2%	20.8%	37.0%	31.6%	27.3%	17.6%
Disaster management	0.0%	0.0%	1.0%	0.0%	0.0%	0.0%	0.0%	0.0%	5.9%
Job creation/employment	27.3%	20.0%	11.8%	18.2%	8.3%	21.7%	10.5%	0.0%	23.5%
Financial markets*	0.0%	6.7%	2.0%	0.0%	10.4%	0.0%	0.0%	0.0%	0.0%
Trade and exports*	0.0%	6.7%	2.0%	0.0%	22.9%	0.7%	0.0%	9.1%	0.0%
Food security	9.1%	0.0%	7.8%	9.1%	6.3%	11.6%	10.5%	0.0%	11.8%

*Significantly different between stakeholder groups



A. General Issues facing Guinea (continued)

The World Bank Group's "Shared Prosperity" goal captures two key elements, economic growth and equity. It will seek to foster income growth among the bottom 40 percent of a country's population. Improvement in the Shared Prosperity Indicator requires growth and well-being of the less well-off. When thinking about the idea of "shared prosperity" in your country, which of the following TWO best illustrate how this would be achieved in Guinea? (Choose no more than TWO)

Percentage of Respondents (Responses combined)	Office of the President/Prime Minister/Minister	Office of Parliamentarian	Employee of a Ministry/ PMU/Consultant on WBG-supported project	Local Government	Private Sector/ Financial Sector/ Private Bank	CSO	Media	Independent Government Institution	Other
Consistent economic growth	36.4%	40.0%	39.8%	19.0%	28.6%	26.3%	50.0%	36.4%	37.5%
More reliable social safety net	0.0%	6.7%	9.7%	4.8%	19.0%	8.3%	5.6%	0.0%	0.0%
Greater access to micro-finance for the poor	45.5%	20.0%	18.4%	28.6%	19.0%	18.0%	22.2%	18.2%	6.3%
Greater voice and participation for citizens to help ensure greater accountability	18.2%	0.0%	10.7%	9.5%	11.9%	9.0%	0.0%	9.1%	0.0%
Greater access to health and nutrition for citizens	0.0%	6.7%	10.7%	28.6%	9.5%	7.5%	5.6%	18.2%	18.8%
Better entrepreneurial opportunities*	45.5%	13.3%	7.8%	9.5%	19.0%	12.8%	16.7%	9.1%	25.0%
A growing middle class	0.0%	0.0%	7.8%	4.8%	9.5%	6.0%	0.0%	18.2%	0.0%
Better opportunity for the poor who live in rural areas	0.0%	26.7%	17.5%	9.5%	19.0%	22.6%	38.9%	36.4%	25.0%
Better opportunity for the poor who live in urban areas	0.0%	0.0%	4.9%	0.0%	2.4%	3.0%	0.0%	0.0%	6.3%
Better employment opportunities for young people	9.1%	20.0%	19.4%	33.3%	16.7%	23.3%	0.0%	45.5%	18.8%
Better employment opportunities for women	0.0%	13.3%	2.9%	9.5%	11.9%	10.5%	0.0%	0.0%	6.3%
Greater equity of fiscal policy	0.0%	6.7%	11.7%	4.8%	16.7%	9.8%	0.0%	0.0%	18.8%
Education and training that better ensure job opportunity*	45.5%	6.7%	18.4%	28.6%	7.1%	26.3%	38.9%	9.1%	25.0%
Better quality public services	0.0%	26.7%	17.5%	9.5%	4.8%	12.8%	16.7%	0.0%	12.5%
Other	0.0%	0.0%	0.0%	0.0%	0.0%	0.0%	0.0%	0.0%	0.0%

*Significantly different between stakeholder groups

Do you think the gap between the rich and the poor is a very big problem, a moderately big problem, a small problem, or not a problem at all in Guinea? (Select only ONE response)

Percentage of Respondents	Office of the President/Prime Minister/Minister	Office of Parliamentarian	Employee of a Ministry/ PMU/Consultant on WBG-supported project	Local Government	Private Sector/ Financial Sector/ Private Bank	CSO	Media	Independent Government Institution	Other
A very big problem	54.5%	50.0%	57.3%	50.0%	39.6%	65.9%	47.4%	45.5%	29.4%
A moderately big problem	36.4%	14.3%	25.2%	36.4%	31.3%	19.6%	36.8%	18.2%	29.4%
A small problem	9.1%	7.1%	9.7%	4.5%	12.5%	8.7%	10.5%	18.2%	23.5%
Not a problem at all	0.0%	14.3%	4.9%	0.0%	10.4%	4.3%	5.3%	9.1%	17.6%
Don't know	0.0%	14.3%	2.9%	9.1%	6.3%	1.4%	0.0%	9.1%	0.0%

In your view, is global climate change a very serious problem, somewhat serious, not too serious, or not a problem? (Select only ONE response)

Percentage of Respondents	Office of the President/Prime Minister/Minister	Office of Parliamentarian	Employee of a Ministry/ PMU/Consultant on WBG-supported project	Local Government	Private Sector/ Financial Sector/ Private Bank	CSO	Media	Independent Government Institution	Other
A very serious problem	81.8%	92.9%	85.4%	90.9%	68.8%	86.2%	84.2%	72.7%	88.2%
A somewhat serious problem	18.2%	0.0%	10.7%	9.1%	25.0%	11.6%	15.8%	27.3%	11.8%
Not too serious problem	0.0%	7.1%	1.9%	0.0%	0.0%	0.7%	0.0%	0.0%	0.0%
Not a problem	0.0%	0.0%	0.0%	0.0%	2.1%	0.0%	0.0%	0.0%	0.0%
Don't know	0.0%	0.0%	1.9%	0.0%	4.2%	1.4%	0.0%	0.0%	0.0%

**B. Overall Attitudes toward the World Bank Group**

	Office of the President/Prime Minister/Minister			Office of Parliamentarian			Employee of a Ministry/ PMU/Consultant on WBG-supported project			Local Government			Private Sector/ Financial Sector/ Private Bank			CSO			Media			Independent Government Institution			Other		
	N	Mean	SD	N	Mean	SD	N	Mean	SD	N	Mean	SD	N	Mean	SD	N	Mean	SD	N	Mean	SD	N	Mean	SD	N	Mean	SD
How familiar are you with the work of the World Bank Group in Guinea?*	11	6.64	1.80	15	4.93	0.80	102	6.71	2.08	22	6.82	2.34	48	5.46	1.73	138	5.63	2.27	18	5.94	2.73	11	6.73	2.61	17	6.94	1.48

(1-Not familiar at all, 10-Extremely familiar) *Significantly different between stakeholder groups

	Office of the President/Prime Minister/Minister			Office of Parliamentarian			Employee of a Ministry/ PMU/Consultant on WBG-supported project			Local Government			Private Sector/ Financial Sector/ Private Bank			CSO			Media			Independent Government Institution			Other		
	N	Mean	SD	N	Mean	SD	N	Mean	SD	N	Mean	SD	N	Mean	SD	N	Mean	SD	N	Mean	SD	N	Mean	SD	N	Mean	SD
Overall, please rate your impression of the World Bank Group's effectiveness in Guinea*	10	6.10	2.28	15	5.20	0.86	89	7.06	1.79	21	7.57	2.40	42	6.19	1.38	124	6.77	2.12	18	6.89	1.91	9	6.67	1.80	17	7.47	1.66

(1-Not effective at all, 10-Very effective) *Significantly different between stakeholder groups

	Office of the President/Prime Minister/Minister			Office of Parliamentarian			Employee of a Ministry/ PMU/Consultant on WBG-supported project			Local Government			Private Sector/ Financial Sector/ Private Bank			CSO			Media			Independent Government Institution			Other		
	N	Mean	SD	N	Mean	SD	N	Mean	SD	N	Mean	SD	N	Mean	SD	N	Mean	SD	N	Mean	SD	N	Mean	SD	N	Mean	SD
To what extent do you believe the World Bank Group's staff is well prepared to help Guinea solve its most complicated development challenges?*	11	7.27	2.69	14	4.43	1.16	86	7.43	1.93	18	7.44	2.01	44	6.36	1.50	107	6.80	1.96	14	7.29	1.54	11	8.00	1.73	17	7.06	1.48

(1-To no degree at all, 10-To a very significant degree) *Significantly different between stakeholder groups

**B. Overall Attitudes toward the World Bank Group (continued)**

When thinking about how the World Bank Group can have the most impact on development results in Guinea, in which sectoral areas do you believe the World Bank Group should focus most of its resources (financial and knowledge services) in Guinea? (Choose no more than THREE)

Percentage of Respondents (Responses combined)	Office of the President/Prime Minister/Minister	Office of Parliamentarian	Employee of a Ministry/ PMU/Consultant on WBG-supported project	Local Government	Private Sector/ Financial Sector/ Private Bank	CSO	Media	Independent Government Institution	Other
Health	18.2%	0.0%	23.5%	38.1%	18.8%	18.1%	26.3%	18.2%	17.6%
Security/stabilization/reconstruction*	18.2%	0.0%	2.9%	23.8%	8.3%	3.6%	5.3%	0.0%	17.6%
Crime and violence	0.0%	6.7%	2.0%	0.0%	2.1%	3.6%	5.3%	0.0%	5.9%
Transport*	9.1%	0.0%	15.7%	9.5%	16.7%	7.2%	42.1%	9.1%	0.0%
Agricultural development*	0.0%	0.0%	21.6%	33.3%	14.6%	29.7%	52.6%	18.2%	41.2%
Global/regional integration	0.0%	6.7%	2.0%	0.0%	2.1%	0.0%	0.0%	0.0%	0.0%
Job creation/employment	9.1%	26.7%	21.6%	19.0%	10.4%	23.2%	10.5%	9.1%	17.6%
Public sector governance/reform*	18.2%	0.0%	33.3%	23.8%	16.7%	18.8%	31.6%	36.4%	11.8%
Social protection	0.0%	6.7%	1.0%	0.0%	0.0%	1.4%	0.0%	0.0%	0.0%
Rural development	27.3%	6.7%	14.7%	28.6%	12.5%	11.6%	0.0%	18.2%	17.6%
Foreign direct investment*	9.1%	6.7%	0.0%	0.0%	4.2%	0.0%	0.0%	0.0%	0.0%
Education	27.3%	6.7%	28.4%	19.0%	10.4%	21.7%	31.6%	18.2%	35.3%
Energy	36.4%	6.7%	14.7%	28.6%	16.7%	14.5%	5.3%	36.4%	5.9%
Social cohesion	0.0%	0.0%	2.9%	4.8%	8.3%	9.4%	0.0%	9.1%	5.9%
Gender equity	0.0%	0.0%	0.0%	0.0%	4.2%	3.6%	5.3%	0.0%	0.0%
Financial markets*	0.0%	6.7%	2.0%	0.0%	12.5%	0.0%	0.0%	0.0%	0.0%
Urban development	0.0%	0.0%	2.0%	0.0%	4.2%	0.7%	0.0%	0.0%	0.0%
Environmental sustainability	0.0%	20.0%	5.9%	0.0%	4.2%	7.2%	0.0%	0.0%	0.0%
Economic growth	36.4%	6.7%	14.7%	9.5%	18.8%	8.7%	5.3%	9.1%	29.4%
Regional conflict and tensions	0.0%	0.0%	1.0%	9.5%	2.1%	5.1%	0.0%	9.1%	5.9%
Private sector development	18.2%	6.7%	15.7%	9.5%	29.2%	12.3%	15.8%	9.1%	5.9%
Water and sanitation*	9.1%	0.0%	4.9%	4.8%	2.1%	7.2%	5.3%	45.5%	17.6%
Food security	18.2%	0.0%	7.8%	14.3%	8.3%	10.9%	5.3%	0.0%	0.0%
Climate change	0.0%	20.0%	3.9%	0.0%	4.2%	3.6%	0.0%	0.0%	5.9%
Information and communications technology*	9.1%	46.7%	9.8%	0.0%	12.5%	11.6%	15.8%	9.1%	11.8%
Trade and exports*	0.0%	6.7%	2.0%	0.0%	18.8%	0.7%	0.0%	0.0%	0.0%
Equality of opportunity	0.0%	0.0%	2.9%	0.0%	2.1%	2.2%	0.0%	0.0%	0.0%
Law and justice	9.1%	20.0%	6.9%	4.8%	6.3%	10.9%	5.3%	9.1%	17.6%
Local governance and institutions	9.1%	20.0%	4.9%	4.8%	2.1%	4.3%	5.3%	18.2%	0.0%
Regulatory framework	0.0%	0.0%	0.0%	0.0%	0.0%	0.0%	0.0%	0.0%	0.0%
Communicable/non-communicable diseases	0.0%	6.7%	2.0%	0.0%	2.1%	1.4%	0.0%	0.0%	0.0%
Natural resource management*	9.1%	26.7%	2.9%	0.0%	4.2%	0.0%	0.0%	9.1%	0.0%
Poverty reduction*	0.0%	0.0%	11.8%	14.3%	4.2%	22.5%	0.0%	9.1%	11.8%
Anti-corruption	9.1%	13.3%	10.8%	0.0%	10.4%	16.7%	21.1%	0.0%	5.9%
Disaster management*	0.0%	0.0%	0.0%	0.0%	0.0%	0.0%	0.0%	0.0%	5.9%

*Significantly different between stakeholder groups



B. Overall Attitudes toward the World Bank Group (continued)

When thinking about the World Bank Group's role, which activity do you believe is of greatest VALUE and which activity is of second greatest value in Guinea?

Greatest Value Percentage of Respondents	Office of the President/Prime Minister/Minister	Office of Parliamentarian	Employee of a Ministry/ PMU/Consultant on WBG-supported project	Local Government	Private Sector/ Financial Sector/ Private Bank	CSO	Media	Independent Government Institution	Other
Policy advice, studies, analyses	18.2%	6.7%	11.7%	9.1%	10.6%	16.7%	21.1%	9.1%	5.9%
Data and statistics	9.1%	0.0%	4.9%	4.5%	2.1%	3.6%	0.0%	0.0%	5.9%
Convening/facilitating	0.0%	20.0%	6.8%	13.6%	10.6%	5.1%	5.3%	9.1%	5.9%
Financial resources*	36.4%	53.3%	18.4%	22.7%	31.9%	17.4%	21.1%	45.5%	23.5%
Capacity development	9.1%	13.3%	19.4%	9.1%	14.9%	20.3%	26.3%	0.0%	23.5%
Technical assistance	0.0%	0.0%	8.7%	13.6%	6.4%	10.1%	10.5%	18.2%	11.8%
Help to bring discipline/effective supervision to implementation of investment projects	9.1%	0.0%	11.7%	0.0%	14.9%	11.6%	15.8%	9.1%	5.9%
Mobilizing third party financial resources	18.2%	0.0%	5.8%	13.6%	4.3%	7.2%	0.0%	0.0%	0.0%
Donor coordination	0.0%	6.7%	1.9%	9.1%	4.3%	2.2%	0.0%	0.0%	0.0%
Linkage to non-Bank expertise	0.0%	0.0%	1.9%	0.0%	0.0%	0.7%	0.0%	0.0%	5.9%
Strategy formulation	0.0%	0.0%	8.7%	4.5%	0.0%	4.3%	0.0%	9.1%	11.8%
Other	0.0%	0.0%	0.0%	0.0%	0.0%	0.7%	0.0%	0.0%	0.0%

*Significantly different between stakeholder groups

2nd Greatest Value Percentage of Respondents	Office of the President/Prime Minister/Minister	Office of Parliamentarian	Employee of a Ministry/ PMU/Consultant on WBG-supported project	Local Government	Private Sector/ Financial Sector/ Private Bank	CSO	Media	Independent Government Institution	Other
Policy advice, studies, analyses	0.0%	0.0%	7.8%	4.5%	4.3%	9.4%	5.3%	9.1%	17.6%
Data and statistics	0.0%	13.3%	6.8%	13.6%	8.5%	8.7%	0.0%	0.0%	5.9%
Convening/facilitating	9.1%	6.7%	3.9%	4.5%	4.3%	4.3%	5.3%	0.0%	0.0%
Financial resources*	9.1%	6.7%	10.7%	40.9%	6.4%	10.9%	10.5%	0.0%	17.6%
Capacity development	0.0%	0.0%	16.5%	13.6%	8.5%	12.3%	5.3%	18.2%	11.8%
Technical assistance	0.0%	6.7%	11.7%	4.5%	12.8%	12.3%	15.8%	27.3%	11.8%
Help to bring discipline/effective supervision to implementation of investment projects*	54.5%	13.3%	10.7%	4.5%	2.1%	8.7%	15.8%	9.1%	17.6%
Mobilizing third party financial resources	18.2%	13.3%	5.8%	0.0%	6.4%	8.7%	5.3%	0.0%	5.9%
Donor coordination*	0.0%	13.3%	5.8%	0.0%	8.5%	3.6%	0.0%	27.3%	5.9%
Linkage to non-Bank expertise*	0.0%	13.3%	3.9%	4.5%	25.5%	5.1%	0.0%	9.1%	0.0%
Strategy formulation	9.1%	13.3%	16.5%	9.1%	12.8%	15.9%	36.8%	0.0%	5.9%
Other	0.0%	0.0%	0.0%	0.0%	0.0%	0.0%	0.0%	0.0%	0.0%

*Significantly different between stakeholder groups

B. Overall Attitudes toward the World Bank Group (continued)

Which of the following do you identify as the World Bank Group's greatest WEAKNESSES in its work in Guinea? (Choose no more than TWO)

Percentage of Respondents (Responses combined)	Office of the President/Prime Minister/Minister	Office of Parliamentarian	Employee of a Ministry/ PMU/Consultant on WBG-supported project	Local Government	Private Sector/ Financial Sector/ Private Bank	CSO	Media	Independent Government Institution	Other
Too influenced by developed countries*	9.1%	26.7%	30.4%	36.4%	29.2%	39.1%	15.8%	0.0%	11.8%
Not exploring alternative policy options*	0.0%	40.0%	13.7%	4.5%	16.7%	11.6%	21.1%	45.5%	23.5%
Not collaborating enough with stakeholders outside the Government*	0.0%	6.7%	16.7%	31.8%	16.7%	32.6%	42.1%	0.0%	29.4%
Its advice and strategies do not lend themselves to practical problem solving*	27.3%	33.3%	7.8%	18.2%	6.3%	11.6%	0.0%	27.3%	11.8%
Not enough public disclosure of its work	36.4%	13.3%	24.5%	27.3%	27.1%	21.0%	26.3%	9.1%	5.9%
Arrogant in its approach	0.0%	6.7%	2.0%	4.5%	0.0%	0.7%	0.0%	0.0%	0.0%
Not client focused*	0.0%	0.0%	1.0%	9.1%	20.8%	2.9%	0.0%	18.2%	0.0%
The credibility of its knowledge/data*	0.0%	6.7%	0.0%	0.0%	0.0%	0.0%	0.0%	0.0%	0.0%
World Bank Group's processes too complex	27.3%	20.0%	24.5%	18.2%	25.0%	29.7%	31.6%	27.3%	29.4%
Not willing to honestly criticize policies and reform efforts in the country*	0.0%	0.0%	5.9%	4.5%	10.4%	9.4%	10.5%	9.1%	35.3%
Staff too inaccessible	9.1%	0.0%	3.9%	0.0%	0.0%	1.4%	5.3%	0.0%	0.0%
Imposing technocratic solutions without regard to political realities	18.2%	6.7%	8.8%	13.6%	16.7%	8.7%	15.8%	0.0%	17.6%
World Bank Group's processes too slow (e.g., too bureaucratic in its operational policies and procedures)*	27.3%	6.7%	19.6%	18.2%	4.2%	7.2%	5.3%	27.3%	23.5%
Not aligned with other donors' work	0.0%	0.0%	2.9%	0.0%	0.0%	0.0%	0.0%	9.1%	0.0%
Not aligned with country priorities	0.0%	6.7%	5.9%	0.0%	0.0%	5.1%	5.3%	0.0%	0.0%
Not adequately sensitive to political/social realities in Guinea	0.0%	20.0%	13.7%	13.6%	18.8%	10.9%	15.8%	18.2%	11.8%
Not focused enough on issues that are unique to post-conflict countries	9.1%	0.0%	1.0%	0.0%	4.2%	1.4%	5.3%	0.0%	0.0%
Inadequate number of World Bank Group staff members located in the country*	18.2%	6.7%	6.9%	0.0%	0.0%	2.2%	0.0%	0.0%	0.0%
Other*	9.1%	0.0%	0.0%	0.0%	0.0%	0.0%	0.0%	9.1%	0.0%
Don't know	0.0%	0.0%	3.9%	0.0%	0.0%	1.4%	0.0%	0.0%	0.0%

*Significantly different between stakeholder groups

B. Overall Attitudes toward the World Bank Group (continued)

Which World Bank Group's instruments do you believe are the MOST effective in reducing poverty in Guinea? (Choose no more than TWO)

Percentage of Respondents (Responses combined)	Office of the President/Prime Minister/Minister	Office of Parliamentarian	Employee of a Ministry/ PMU/Consultant on WBG-supported project	Local Government	Private Sector/ Financial Sector/ Private Bank	CSO	Media	Independent Government Institution	Other
Trust Fund management	18.2%	13.3%	9.8%	9.1%	10.4%	9.4%	0.0%	10.0%	6.3%
Knowledge products/services*	27.3%	53.3%	13.7%	18.2%	29.2%	21.7%	15.8%	30.0%	37.5%
Capacity development	18.2%	26.7%	55.9%	36.4%	35.4%	50.7%	47.4%	30.0%	50.0%
Technical assistance	27.3%	20.0%	21.6%	9.1%	22.9%	25.4%	10.5%	30.0%	18.8%
Investment lending*	45.5%	6.7%	43.1%	50.0%	20.8%	31.2%	31.6%	30.0%	31.3%
Policy based lending/budget support to the Government	36.4%	26.7%	16.7%	31.8%	25.0%	15.2%	26.3%	0.0%	12.5%
Multi-sectoral approaches	9.1%	0.0%	9.8%	18.2%	4.2%	8.0%	21.1%	10.0%	25.0%
Co-financing arrangements	9.1%	26.7%	5.9%	0.0%	10.4%	13.0%	5.3%	0.0%	18.8%
Sector-wide approaches*	0.0%	0.0%	6.9%	18.2%	2.1%	2.2%	10.5%	10.0%	0.0%
Emergency Recovery lending*	0.0%	6.7%	2.0%	0.0%	14.6%	2.9%	10.5%	0.0%	0.0%
Other	0.0%	0.0%	0.0%	0.0%	0.0%	1.4%	0.0%	0.0%	0.0%
Don't know	0.0%	0.0%	2.0%	4.5%	0.0%	3.6%	0.0%	10.0%	0.0%

*Significantly different between stakeholder groups

To what extent do you believe that the World Bank Group's work and support help the poorest in Guinea?* (Select only ONE response)

Percentage of Respondents	Office of the President/Prime Minister/Minister	Office of Parliamentarian	Employee of a Ministry/ PMU/Consultant on WBG-supported project	Local Government	Private Sector/ Financial Sector/ Private Bank	CSO	Media	Independent Government Institution	Other
To a fully sufficient degree	9.1%	0.0%	16.5%	13.6%	8.3%	17.4%	10.5%	18.2%	5.9%
To a somewhat sufficient degree	54.5%	6.7%	32.0%	36.4%	8.3%	23.2%	42.1%	27.3%	29.4%
To a somewhat insufficient degree	36.4%	0.0%	25.2%	9.1%	29.2%	19.6%	21.1%	27.3%	35.3%
To a very insufficient degree	0.0%	93.3%	19.4%	40.9%	47.9%	33.3%	26.3%	27.3%	23.5%
Don't know	0.0%	0.0%	6.8%	0.0%	6.3%	6.5%	0.0%	0.0%	5.9%

*Significantly different between stakeholder groups

B. Overall Attitudes toward the World Bank Group (continued)

In addition to the regular relations with the national government, which TWO of the following groups should the World Bank Group collaborate with more in your country?
(Choose no more than TWO)

Percentage of Respondents (Responses combined)	Office of the President/Prime Minister/Minister	Office of Parliamentarian	Employee of a Ministry/ PMU/Consultant on WBG-supported project	Local Government	Private Sector/ Financial Sector/ Private Bank	CSO	Media	Independent Government Institution	Other
Parliament*	18.2%	80.0%	13.6%	9.1%	12.5%	10.1%	26.3%	9.1%	5.9%
Donor community	0.0%	0.0%	5.8%	4.5%	4.2%	3.6%	0.0%	9.1%	11.8%
Media*	9.1%	0.0%	6.8%	0.0%	6.3%	4.3%	42.1%	9.1%	5.9%
Local Government*	45.5%	6.7%	41.7%	77.3%	27.1%	17.4%	15.8%	36.4%	11.8%
Private sector*	45.5%	40.0%	47.6%	31.8%	77.1%	39.9%	52.6%	54.5%	52.9%
Academia/think tanks/research institutes	9.1%	13.3%	10.7%	0.0%	8.3%	10.9%	10.5%	0.0%	23.5%
NGOs/Community-Based Organizations*	9.1%	20.0%	28.2%	36.4%	12.5%	68.8%	36.8%	27.3%	35.3%
Youth/university groups	0.0%	6.7%	4.9%	4.5%	10.4%	12.3%	0.0%	0.0%	5.9%
Beneficiaries*	63.6%	6.7%	28.2%	31.8%	20.8%	18.1%	15.8%	36.4%	23.5%
Foundations	0.0%	0.0%	1.9%	0.0%	4.2%	3.6%	0.0%	0.0%	11.8%
UN and regional peace keeping forces	0.0%	0.0%	1.9%	0.0%	2.1%	1.4%	0.0%	0.0%	0.0%
Emerging donors*	0.0%	20.0%	1.0%	4.5%	4.2%	1.4%	0.0%	0.0%	5.9%
UN agencies	0.0%	6.7%	3.9%	0.0%	0.0%	2.2%	0.0%	0.0%	5.9%
Regional organizations (e.g., ECOWAS, AU, MRU)	0.0%	0.0%	1.9%	0.0%	4.2%	2.9%	0.0%	0.0%	0.0%
Other	0.0%	0.0%	0.0%	0.0%	0.0%	0.0%	0.0%	0.0%	0.0%
Don't know	0.0%	0.0%	0.0%	0.0%	0.0%	1.4%	0.0%	9.1%	0.0%

*Significantly different between stakeholder groups

To what extent do you agree with the following statements about the World Bank Group's work in Guinea? (1-Strongly disagree, 10-Strongly agree)

	Office of the President/Prime Minister/Minister			Office of Parliamentarian			Employee of a Ministry/ PMU/Consultant on WBG-supported project			Local Government			Private Sector/ Financial Sector/ Private Bank			CSO			Media			Independent Government Institution			Other		
	N	Mean	SD	N	Mean	SD	N	Mean	SD	N	Mean	SD	N	Mean	SD	N	Mean	SD	N	Mean	SD	N	Mean	SD	N	Mean	SD
Overall the World Bank Group currently plays a relevant role in development in Guinea*	11	7.45	2.11	15	4.00	1.07	90	7.04	1.77	19	7.63	2.36	46	6.07	1.64	126	6.50	2.16	18	6.39	2.62	11	7.00	2.79	17	7.06	1.64
The World Bank Group's work is aligned with what I consider the development priorities for Guinea*	10	6.40	2.91	15	4.47	1.06	79	6.77	1.88	18	7.39	2.20	42	5.86	1.60	106	6.32	2.29	15	5.20	2.93	11	7.09	2.34	17	6.94	1.75

*Significantly different between stakeholder groups



B. Overall Attitudes toward the World Bank Group (continued)

To what extent is the World Bank Group an effective development partner in Guinea, in terms of each of the following? (1-To no degree at all, 10-To a very significant degree)

	Office of the President/Prime Minister/Minister			Office of Parliamentarian			Employee of a Ministry/ PMU/Consultant on WBG-supported project			Local Government			Private Sector/ Financial Sector/ Private Bank			CSO			Media			Independent Government Institution			Other		
	N	Mean	SD	N	Mean	SD	N	Mean	SD	N	Mean	SD	N	Mean	SD	N	Mean	SD	N	Mean	SD	N	Mean	SD	N	Mean	SD
Responsiveness to needs	8	6.63	2.62	15	4.60	1.64	69	6.12	1.93	13	5.69	2.75	34	5.44	1.42	91	5.51	2.08	14	5.07	2.30	8	5.63	2.07	16	5.56	1.79
Flexibility (in terms of the institution's products and services)	8	6.13	2.17	15	4.73	1.49	67	6.16	1.86	10	6.00	1.56	34	6.06	1.95	82	5.99	2.06	13	5.85	1.95	9	5.89	1.76	17	5.59	2.21
Flexibility (in terms of changing country circumstances)	8	6.50	1.51	15	4.80	1.42	71	6.28	2.06	12	6.58	2.19	30	6.30	1.84	86	6.31	2.14	13	6.31	2.59	8	5.63	2.20	17	5.88	2.39
Being inclusive*	6	6.17	2.48	15	4.93	1.44	61	6.95	2.00	14	8.36	1.91	32	6.50	2.06	80	7.06	2.42	11	6.18	1.83	7	5.86	1.35	16	6.63	1.86
Openness (sharing data and other information)	8	7.63	2.20	15	5.00	1.65	79	6.82	2.05	11	7.09	1.92	36	6.64	1.91	93	6.52	2.13	16	6.38	2.39	9	7.33	1.80	16	6.94	1.44
Collaboration with the Government*	11	7.64	2.62	15	5.27	1.49	89	7.51	2.05	19	8.47	1.61	45	6.87	1.89	128	7.72	1.84	18	7.61	2.25	9	7.22	2.33	16	7.13	1.50
The speed in which it gets things accomplished on the ground	8	6.50	2.83	15	5.07	1.39	74	6.46	2.04	10	7.40	2.27	37	6.19	1.70	88	6.47	1.98	18	6.06	1.80	8	6.75	1.91	16	5.75	1.91
Ease of access to the people at the World Bank Group who are making decisions important to my work	9	5.78	3.38	15	4.20	1.61	69	5.81	2.43	6	5.67	3.33	36	5.42	1.83	81	5.15	1.98	15	5.67	2.64	10	6.30	2.91	15	5.67	1.84
Collaboration with civil society*	7	5.14	1.95	15	5.20	1.15	73	6.22	1.88	15	6.07	2.94	41	5.15	1.70	107	5.35	2.29	17	6.65	1.87	10	5.30	2.67	17	5.65	1.77
Collaboration with the UN*	6	7.83	2.14	15	5.13	1.55	44	6.82	1.88	8	9.00	1.60	33	6.30	1.94	83	7.49	1.99	12	8.08	2.07	8	7.13	2.17	16	7.25	1.77
Staff accessibility	9	5.33	3.04	15	4.67	1.40	63	5.86	2.15	5	5.60	3.91	37	5.49	1.94	78	4.99	2.15	16	5.25	2.35	7	5.14	1.77	14	6.07	1.44
Collaboration with other donors and development partners*	8	8.63	2.00	15	4.93	1.22	63	6.98	1.85	15	7.80	3.28	34	5.91	1.71	80	7.11	2.22	13	7.31	2.32	9	7.44	2.01	16	7.31	1.54
Collaboration with the private sector	8	5.75	2.49	15	4.93	1.39	68	5.60	1.81	10	5.70	2.45	42	5.29	1.40	94	5.15	1.95	17	6.76	1.86	7	6.14	2.04	15	5.53	1.92
Straightforwardness and honesty*	7	8.71	1.80	15	5.20	1.57	62	7.29	1.96	13	8.38	2.43	36	6.78	1.79	82	7.35	2.33	12	7.08	2.07	9	7.44	2.65	15	7.47	1.60
Treating clients and stakeholders in Guinea with respect*	7	8.14	1.86	15	5.20	1.42	62	7.19	1.91	13	8.77	1.36	38	6.45	1.54	80	6.81	2.16	13	7.46	1.81	10	7.60	2.22	16	7.56	1.21
Being a long-term partner*	9	8.67	1.41	15	5.27	1.71	76	7.76	2.10	17	8.94	1.52	40	6.70	1.79	90	7.60	2.16	16	7.81	2.56	10	7.80	2.10	17	7.53	1.81

*Significantly different between stakeholder groups

In the past year, have you seen more, less, or just about the same level of effective collaboration between the UN and the World Bank Group in your country? (Select only ONE response)

Percentage of Respondents	Office of the President/Prime Minister/Minister	Office of Parliamentarian	Employee of a Ministry/ PMU/Consultant on WBG-supported project	Local Government	Private Sector/ Financial Sector/ Private Bank	CSO	Media	Independent Government Institution	Other
More effective collaboration	9.1%	6.7%	17.5%	0.0%	6.3%	8.7%	11.1%	9.1%	17.6%
The same level of effective collaboration	45.5%	53.3%	28.2%	63.6%	35.4%	41.3%	33.3%	27.3%	58.8%
Less effective collaboration	18.2%	33.3%	8.7%	9.1%	27.1%	9.4%	16.7%	18.2%	11.8%
Don't know	27.3%	6.7%	45.6%	27.3%	31.3%	40.6%	38.9%	45.5%	11.8%

*Significantly different between stakeholder groups



B. Overall Attitudes toward the World Bank Group (continued)

When World Bank Group assisted reform efforts fail or are slow to take place, which THREE of the following would you attribute this to? (Choose no more than THREE)

Percentage of Respondents (Responses combined)	Office of the President/Prime Minister/Minister	Office of Parliamentarian	Employee of a Ministry/ PMU/Consultant on WBG-supported project	Local Government	Private Sector/ Financial Sector/ Private Bank	CSO	Media	Independent Government Institution	Other
The Government works inefficiently*	27.3%	40.0%	42.7%	18.2%	47.9%	50.0%	42.1%	18.2%	17.6%
Poor donor coordination	27.3%	26.7%	11.7%	18.2%	4.2%	8.7%	10.5%	18.2%	11.8%
The World Bank Group is not sensitive enough to political/social realities on the ground	27.3%	13.3%	27.2%	40.9%	27.1%	24.6%	26.3%	27.3%	23.5%
Lack of/inadequate levels of capacity in Government*	54.5%	20.0%	21.4%	9.1%	20.8%	17.4%	47.4%	36.4%	17.6%
There is not an adequate level of citizen/civil society participation	9.1%	6.7%	33.0%	22.7%	22.9%	29.0%	42.1%	18.2%	35.3%
The World Bank Group works too slowly	36.4%	13.3%	14.6%	27.3%	12.5%	13.8%	5.3%	27.3%	29.4%
The World Bank Group does not do adequate follow through/follow-up*	0.0%	0.0%	7.8%	13.6%	0.0%	5.8%	21.1%	9.1%	0.0%
Political pressures and obstacles	18.2%	20.0%	25.2%	27.3%	8.3%	13.8%	31.6%	9.1%	11.8%
Reforms are not well thought out in light of country challenges	18.2%	26.7%	29.1%	45.5%	33.3%	29.7%	21.1%	36.4%	35.3%
Ongoing conflict and instability	18.2%	13.3%	9.7%	9.1%	6.3%	8.7%	10.5%	18.2%	11.8%
Inadequate funding	45.5%	40.0%	39.8%	54.5%	54.2%	47.8%	21.1%	9.1%	47.1%
Other	0.0%	0.0%	1.0%	0.0%	0.0%	1.4%	0.0%	0.0%	0.0%

*Significantly different between stakeholder groups



C. World Bank Group's Effectiveness and Results

In your opinion, how IMPORTANT is it for the World Bank Group to be involved in the following areas of development in Guinea? (1-Not important at all, 10-Very important)

	Office of the President/Prime Minister/Minister			Office of Parliamentarian			Employee of a Ministry/ PMU/Consultant on WBG-supported project			Local Government			Private Sector/ Financial Sector/ Private Bank			CSO			Media			Independent Government Institution			Other		
	N	Mean	SD	N	Mean	SD	N	Mean	SD	N	Mean	SD	N	Mean	SD	N	Mean	SD	N	Mean	SD	N	Mean	SD	N	Mean	SD
Crime and violence*	8	8.13	2.10	15	7.20	1.61	75	7.23	2.52	15	8.53	1.46	43	7.93	1.45	110	7.81	2.26	18	7.28	2.47	9	6.56	2.70	16	5.75	2.96
Financial markets	5	8.60	2.07	14	7.07	1.64	71	7.41	1.86	9	8.78	0.67	41	7.73	1.72	94	7.44	1.69	16	8.19	2.10	8	7.63	1.77	17	7.12	1.45
Transport*	9	9.00	1.00	15	7.27	1.62	83	8.36	1.53	17	9.18	0.95	45	8.04	1.69	109	8.32	1.69	17	8.47	1.81	9	7.89	1.76	16	7.75	1.48
Anti-corruption*	9	9.00	1.32	15	7.47	1.51	78	8.31	1.86	16	9.06	1.61	44	8.25	1.60	116	8.65	1.87	16	8.81	1.52	9	7.67	1.66	17	7.06	2.16
Regional conflict and tensions	8	6.38	2.97	15	7.33	1.59	62	6.95	2.25	9	7.44	2.07	41	7.66	1.68	97	7.15	2.23	15	6.20	2.76	9	5.44	1.67	17	6.12	2.71
Law and justice*	8	9.00	1.07	14	7.71	1.49	77	8.34	1.70	17	9.12	1.36	42	8.38	1.61	118	8.19	2.05	18	8.56	1.65	9	7.11	2.03	17	6.65	2.15
Urban development	8	8.38	1.60	15	7.33	1.68	75	7.84	1.72	11	8.09	1.64	43	7.79	1.57	101	7.61	1.94	17	8.18	1.98	10	7.00	1.76	17	7.71	1.57
Environmental sustainability	8	7.88	1.96	15	7.67	1.45	77	7.65	1.81	14	8.57	1.40	40	7.88	1.40	105	8.06	1.66	16	7.88	1.82	9	7.44	1.42	17	7.47	1.50
Trade and exports*	8	5.75	2.60	15	7.47	1.30	66	7.02	1.93	11	7.64	1.29	42	7.64	1.79	92	7.12	2.17	16	6.00	2.42	9	7.89	1.17	17	6.41	2.21
Information and communications technology	9	7.56	2.92	15	7.27	1.49	77	8.08	1.73	13	8.92	1.04	45	8.13	1.56	109	8.08	1.77	17	7.59	2.15	10	7.80	1.62	17	7.29	1.99
Poverty reduction*	8	8.63	1.60	15	7.27	1.44	91	8.88	1.50	15	9.67	0.62	43	8.33	1.57	117	8.90	1.53	17	9.18	1.33	9	8.33	1.73	17	7.94	1.56
Gender equity	9	6.33	2.83	15	7.33	1.45	68	7.07	1.96	11	7.64	2.20	38	7.05	1.89	91	7.32	1.94	15	6.87	2.29	8	6.00	0.93	16	6.88	2.28
Private sector development*	9	7.89	1.45	15	7.47	1.46	79	8.30	1.80	14	9.36	1.01	45	8.51	1.77	108	8.47	1.82	17	8.41	1.66	9	7.11	1.90	17	7.06	2.11
Foreign direct investment	7	7.14	2.27	15	7.33	1.40	74	7.54	1.81	9	8.67	1.32	41	7.85	1.92	94	7.95	1.74	15	7.33	2.35	9	8.22	1.48	17	7.71	1.40
Local governance and institutions*	8	7.38	3.02	15	7.27	1.53	85	8.13	1.67	15	9.40	0.91	42	8.05	1.71	108	8.32	1.58	17	8.47	1.50	9	7.11	2.57	17	7.12	1.69
Water and sanitation*	8	8.50	1.07	15	7.33	1.40	80	8.50	1.67	14	9.21	0.97	41	8.07	1.46	112	8.39	1.58	18	8.61	1.72	10	8.40	1.58	17	7.71	1.45
Regulatory framework	8	6.88	2.75	14	7.50	1.51	69	7.20	1.91	10	7.80	1.81	40	7.48	1.57	86	7.29	1.73	12	7.42	2.35	8	6.38	1.51	16	7.06	2.05
Economic growth*	10	7.20	3.01	15	7.27	1.71	87	8.59	1.50	12	9.17	1.11	44	8.23	1.64	109	8.47	1.77	16	8.38	1.78	9	8.00	1.66	16	7.88	1.45
Energy*	11	8.55	1.63	15	7.40	1.50	88	8.51	1.79	17	9.35	0.86	43	8.05	1.85	112	8.63	1.59	18	9.00	1.57	9	8.11	2.09	16	8.19	1.33
Disaster management*	7	5.86	3.08	15	7.27	1.53	71	7.31	2.04	13	8.85	1.34	41	7.78	1.62	91	7.69	2.08	16	6.88	2.47	7	6.86	1.77	17	7.00	2.32
Public sector governance/reform*	7	6.29	3.20	15	7.13	1.55	86	8.66	1.48	17	9.35	0.79	46	7.98	1.86	105	8.65	1.46	18	8.94	1.89	10	7.90	1.97	17	7.88	1.32
Job creation/employment*	8	7.63	3.20	15	7.33	1.40	80	8.60	1.70	15	9.33	0.90	45	8.13	1.94	119	8.61	2.01	17	8.59	2.24	9	7.78	1.39	17	7.12	1.76
Social cohesion*	6	5.33	2.42	15	7.27	1.39	75	7.68	1.93	14	8.43	1.34	42	7.95	1.53	103	7.92	1.99	16	6.50	2.61	8	7.00	2.14	17	6.12	2.71
Communicable/non-communicable diseases	7	7.71	2.06	14	7.64	1.45	80	7.86	1.56	12	8.33	1.15	43	7.95	1.34	102	7.81	1.93	16	7.06	2.79	10	8.00	1.63	17	7.12	1.83
Equality of opportunity	8	6.13	2.70	15	7.33	1.40	74	7.62	1.77	12	8.25	1.22	43	7.81	1.56	101	7.77	1.94	16	7.06	2.46	8	7.00	1.85	16	6.63	2.39
Social protection	6	6.00	2.97	15	7.27	1.53	74	7.42	1.79	13	8.54	1.45	42	7.81	1.53	104	7.58	2.18	15	6.40	3.11	8	7.25	1.58	17	6.76	2.05
Rural development*	9	8.11	1.90	15	7.27	1.44	88	8.70	1.34	17	9.41	0.80	43	7.98	1.60	117	8.32	1.89	17	8.53	2.18	10	7.60	2.07	17	8.29	1.49
Global/regional integration	6	8.17	1.47	15	7.27	1.49	63	7.40	1.75	12	8.33	1.37	37	7.59	1.59	88	7.31	1.89	15	6.53	1.96	9	6.11	2.47	16	6.81	1.91
Food security*	9	7.67	2.00	15	7.33	1.40	82	8.63	1.42	13	9.00	0.91	45	7.84	1.69	114	8.46	1.80	18	8.61	1.97	9	6.78	2.11	17	7.65	1.54
Natural resource management	7	6.29	2.93	14	7.43	1.45	74	7.59	1.79	13	8.38	1.39	38	7.42	1.81	90	7.80	1.99	15	7.13	2.67	10	6.80	2.25	17	7.29	1.90
Security/stabilization/reconstruction	8	6.75	3.01	15	7.40	1.40	74	7.66	1.79	14	8.50	1.51	41	7.61	1.51	95	7.86	1.58	15	8.00	1.73	8	7.38	1.41	17	6.82	1.94
Health*	7	8.00	1.83	15	7.33	1.54	83	8.65	1.38	17	9.18	0.81	44	8.41	1.54	116	8.59	1.47	15	8.73	1.49	9	7.22	1.86	17	8.29	1.36
Climate change	8	7.88	2.42	15	7.67	1.50	80	8.05	1.73	15	8.73	1.16	43	8.09	1.46	102	8.13	1.88	16	8.06	1.44	9	6.67	1.73	17	7.76	1.48
Agricultural development*	8	8.75	1.16	15	7.27	1.44	89	8.97	1.34	15	9.20	0.86	44	8.32	1.64	123	8.75	1.65	18	9.11	1.28	10	7.80	1.93	17	8.29	1.21
Education*	9	8.67	1.50	15	7.40	1.45	92	9.13	1.22	16	9.25	0.58	43	8.60	1.47	118	8.87	1.39	18	9.33	1.14	11	8.09	1.87	17	8.65	1.17

*Significantly different between stakeholder groups



C. World Bank Group's Effectiveness and Results (continued)

How EFFECTIVE do you believe the World Bank Group is in terms of the work it does in the following areas of development in Guinea? (1-Not effective at all, 10-Very effective)

	Office of the President/Prime Minister/Minister			Office of Parliamentarian			Employee of a Ministry/ PMU/Consultant on WBG-supported project			Local Government			Private Sector/ Financial Sector/ Private Bank			CSO			Media			Independent Government Institution			Other		
	N	Mean	SD	N	Mean	SD	N	Mean	SD	N	Mean	SD	N	Mean	SD	N	Mean	SD	N	Mean	SD	N	Mean	SD	N	Mean	SD
Gender equity	3	6.00	1.73	14	4.43	1.28	35	5.69	2.14	12	4.08	2.47	24	4.83	1.88	56	4.52	1.85	5	6.00	2.55	4	4.00	1.15	10	5.20	1.93
Information and communications technology	5	6.20	3.11	14	5.00	1.52	62	6.97	1.97	14	6.43	2.82	38	6.58	2.05	87	6.72	2.07	13	6.69	1.89	7	6.43	3.15	11	6.45	1.69
Transport*	6	6.83	3.37	14	4.57	1.22	58	6.48	2.22	17	5.35	2.71	37	5.41	1.99	86	5.72	2.60	16	7.25	2.08	8	6.50	2.62	13	5.31	1.25
Urban development*	4	3.75	2.22	14	4.86	1.10	59	6.59	2.04	10	5.20	3.01	32	5.06	1.37	71	5.69	1.98	13	6.85	2.15	7	6.14	2.67	11	5.64	1.36
Environmental sustainability*	7	7.00	1.63	15	4.33	1.11	57	6.47	1.71	9	5.11	2.32	32	5.47	1.16	79	6.09	1.91	10	7.10	1.73	7	5.00	2.16	11	6.36	1.29
Regulatory framework*	7	7.29	1.70	14	4.86	1.17	49	6.20	1.78	4	8.00	2.45	30	5.87	1.70	56	5.34	1.81	8	6.50	2.20	8	6.63	2.00	7	5.57	1.99
Poverty reduction*	10	7.70	1.89	14	4.86	1.41	78	7.22	2.05	13	7.08	2.99	40	5.43	2.04	105	6.64	2.58	17	7.24	2.11	9	6.33	3.04	14	6.14	1.70
Private sector development*	6	7.17	1.72	15	4.73	1.33	63	6.43	1.91	10	5.10	3.11	41	5.15	1.94	81	5.52	1.84	16	7.31	1.89	8	5.38	2.39	12	4.92	1.51
Local governance and institutions*	8	7.50	2.00	14	5.00	1.24	67	6.90	1.83	14	6.36	2.98	34	5.44	1.44	85	6.13	2.19	11	6.55	1.97	7	5.00	2.31	14	5.43	1.87
Water and sanitation*	7	6.86	2.19	14	5.00	1.04	69	6.65	1.89	15	7.07	2.55	40	5.30	1.94	100	6.52	2.13	15	6.60	1.92	11	6.55	2.94	14	6.07	1.73
Economic growth	8	6.88	2.53	14	4.93	1.44	71	6.85	2.13	10	5.70	3.80	42	5.76	2.15	101	6.49	2.60	16	6.31	2.68	10	6.50	2.88	13	5.62	1.04
Health*	9	7.89	2.37	14	5.29	1.33	66	7.58	1.86	17	7.53	2.32	42	6.64	1.59	93	6.96	2.00	11	5.64	1.36	9	7.67	2.12	14	6.43	2.10
Public sector governance/reform*	8	7.63	1.85	14	5.00	1.24	74	7.04	1.79	13	7.15	1.86	42	6.38	1.86	99	6.68	2.02	15	7.00	2.07	10	6.40	2.07	13	6.00	1.58
Job creation/employment	8	6.00	3.12	14	5.29	1.33	62	5.66	2.33	13	4.85	3.44	37	4.81	1.87	91	5.04	2.60	11	5.82	2.56	7	5.29	1.89	12	4.67	1.30
Financial markets	6	6.33	1.97	14	5.21	1.12	43	5.77	1.76	2	8.00	1.41	34	5.29	1.45	57	5.74	2.11	9	6.67	3.04	7	6.29	2.29	10	5.60	1.58
Energy	10	7.70	2.21	14	5.07	1.27	64	6.50	2.07	13	6.08	2.84	36	5.94	1.62	78	6.15	2.23	14	6.79	2.22	10	7.20	2.35	13	6.31	1.11
Rural development*	8	7.50	2.51	14	5.07	1.07	68	6.75	1.86	12	5.75	2.77	35	5.51	1.42	86	5.97	2.25	13	7.00	1.96	9	6.89	2.42	14	5.64	1.91
Global/regional integration	6	6.00	2.90	14	5.07	1.14	41	5.95	1.63	2	6.00	2.83	34	5.71	1.64	59	6.19	1.79	9	6.00	1.73	8	6.25	1.67	12	5.00	2.04
Food security*	9	7.44	2.40	13	4.85	1.14	63	6.57	1.95	11	6.45	2.66	33	5.82	1.57	83	6.24	2.09	11	6.27	2.57	7	6.71	1.80	12	5.33	1.07
Education*	9	8.00	1.94	14	4.79	1.05	79	7.37	1.83	14	7.71	2.67	39	5.95	1.90	105	6.84	2.18	16	6.88	2.16	10	6.70	2.41	13	6.77	1.64
Social protection	6	6.33	3.27	14	5.00	1.18	46	5.76	1.74	7	7.57	1.99	35	5.74	1.84	68	5.74	1.96	8	5.00	1.31	6	6.17	1.33	11	5.36	1.29
Agricultural development*	9	7.67	2.87	14	4.86	1.10	75	7.17	1.81	13	7.23	2.89	39	5.90	1.79	98	6.80	2.17	15	6.53	2.00	10	7.00	2.21	14	6.14	1.92
Natural resource management*	6	4.67	2.25	15	4.67	1.35	48	6.10	1.89	4	7.00	1.41	33	5.52	1.64	77	6.18	2.02	12	5.33	1.97	9	7.11	2.09	12	5.42	1.51

*Significantly different between stakeholder groups

**C. World Bank Group's Effectiveness and Results (continued)**

	Office of the President/Prime Minister/Minister			Office of Parliamentarian			Employee of a Ministry/ PMU/Consultant on WBG-supported project			Local Government			Private Sector/ Financial Sector/ Private Bank			CSO			Media			Independent Government Institution			Other		
	N	Mean	SD	N	Mean	SD	N	Mean	SD	N	Mean	SD	N	Mean	SD	N	Mean	SD	N	Mean	SD	N	Mean	SD	N	Mean	SD
To what extent does the World Bank Group's work help to achieve development results in Guinea?*	10	6.40	1.96	15	4.67	0.90	97	7.00	1.94	22	7.45	2.20	45	6.33	1.21	117	6.77	2.11	17	7.18	1.70	11	7.18	2.44	16	6.44	1.31

(1-To no degree at all, 10-To a very significant degree) *Significantly different between stakeholder groups

	Office of the President/Prime Minister/Minister			Office of Parliamentarian			Employee of a Ministry/ PMU/Consultant on WBG-supported project			Local Government			Private Sector/ Financial Sector/ Private Bank			CSO			Media			Independent Government Institution			Other		
	N	Mean	SD	N	Mean	SD	N	Mean	SD	N	Mean	SD	N	Mean	SD	N	Mean	SD	N	Mean	SD	N	Mean	SD	N	Mean	SD
To what extent does the World Bank Group help to build/strengthen existing country systems in Guinea?*	9	7.33	1.87	15	4.60	0.83	76	7.03	1.97	18	7.72	1.90	45	6.22	1.43	105	6.67	2.11	15	6.07	2.02	8	6.00	1.60	15	6.07	1.79

(1-To no degree at all, 10-To a very significant degree) *Significantly different between stakeholder groups

To what extent do you agree with the following statements about the World Bank Group in Guinea? (1-Strongly disagree, 10-Strongly agree)

	Office of the President/Prime Minister/Minister			Office of Parliamentarian			Employee of a Ministry/ PMU/Consultant on WBG-supported project			Local Government			Private Sector/ Financial Sector/ Private Bank			CSO			Media			Independent Government Institution			Other		
	N	Mean	SD	N	Mean	SD	N	Mean	SD	N	Mean	SD	N	Mean	SD	N	Mean	SD	N	Mean	SD	N	Mean	SD	N	Mean	SD
The World Bank Group's financial instruments meet the needs of Guinea*	8	7.88	2.03	15	4.13	0.83	90	6.61	1.96	21	7.19	2.66	41	5.78	1.49	111	6.25	2.25	17	6.00	2.12	9	6.56	2.40	17	6.00	1.41
The World Bank Group meets Guinea's needs for knowledge services*	9	6.78	1.92	15	4.60	1.06	84	6.56	2.08	17	6.29	2.47	36	5.81	1.14	104	6.34	2.17	16	7.06	2.14	9	6.67	1.94	16	6.44	1.71

*Significantly different between stakeholder groups

	Office of the President/Prime Minister/Minister			Office of Parliamentarian			Employee of a Ministry/ PMU/Consultant on WBG-supported project			Local Government			Private Sector/ Financial Sector/ Private Bank			CSO			Media			Independent Government Institution			Other		
	N	Mean	SD	N	Mean	SD	N	Mean	SD	N	Mean	SD	N	Mean	SD	N	Mean	SD	N	Mean	SD	N	Mean	SD	N	Mean	SD
To what extent do you believe the World Bank Group measures and corrects its work in real time in Guinea?	8	6.88	2.30	15	5.27	0.80	66	6.61	2.02	15	7.53	2.03	38	6.55	1.25	88	6.45	1.98	14	6.07	1.90	8	5.75	1.39	15	6.13	1.77

(1-To no degree at all, 10-To a very significant degree)



D. The World Bank Group's Knowledge Work and Activities

How frequently do you consult World Bank Group's knowledge work and activities in the work you do?*

Percentage of Respondents	Office of the President/Prime Minister/Minister	Office of Parliamentarian	Employee of a Ministry/ PMU/Consultant on WBG-supported project	Local Government	Private Sector/ Financial Sector/ Private Bank	CSO	Media	Independent Government Institution	Other
Weekly	0.0%	0.0%	9.7%	0.0%	12.5%	2.2%	5.3%	0.0%	11.8%
Monthly	27.3%	73.3%	27.2%	0.0%	31.3%	25.4%	47.4%	45.5%	41.2%
A few times a year	54.5%	26.7%	35.0%	27.3%	35.4%	28.3%	21.1%	27.3%	41.2%
Rarely	9.1%	0.0%	21.4%	72.7%	12.5%	32.6%	26.3%	18.2%	0.0%
Never	9.1%	0.0%	6.8%	0.0%	8.3%	11.6%	0.0%	9.1%	5.9%

*Significantly different between stakeholder groups

In Guinea, to what extent do you believe that the World Bank Group's knowledge work and activities: (1-To no degree at all, 10-To a very significant degree)

	Office of the President/Prime Minister/Minister			Office of Parliamentarian			Employee of a Ministry/ PMU/Consultant on WBG-supported project			Local Government			Private Sector/ Financial Sector/ Private Bank			CSO			Media			Independent Government Institution			Other		
	N	Mean	SD	N	Mean	SD	N	Mean	SD	N	Mean	SD	N	Mean	SD	N	Mean	SD	N	Mean	SD	N	Mean	SD	N	Mean	SD
Are timely*	8	7.50	1.60	15	5.20	0.77	81	7.11	1.81	15	7.13	2.56	43	6.16	1.63	98	6.76	1.89	13	7.38	1.71	10	7.30	2.26	14	6.50	1.29
Include appropriate level of stakeholder involvement during preparation*	9	6.56	2.01	15	4.80	0.94	69	6.83	1.92	14	6.21	2.39	34	5.44	1.28	86	6.23	2.01	12	5.67	1.30	8	7.13	2.10	15	5.47	1.68
Lead to practical solutions*	8	7.63	1.85	15	4.80	1.08	72	6.39	1.84	12	5.58	1.88	38	5.37	1.34	91	5.99	1.97	12	5.25	2.18	9	6.67	2.24	14	6.07	1.54
Are accessible (well written and easy to understand)*	8	7.38	2.13	15	5.20	0.77	71	6.59	1.91	16	6.63	2.36	38	5.58	1.81	89	5.96	1.97	12	6.25	1.96	8	7.00	2.00	15	6.40	1.50
Are source of relevant information on global good practices*	9	7.89	2.20	15	5.00	1.31	71	6.92	1.69	15	6.73	2.55	38	6.13	1.71	81	6.60	1.82	14	7.50	2.03	8	7.25	2.55	16	6.38	1.75
Are adequately disseminated*	8	5.25	2.25	11	5.09	1.30	70	5.86	1.96	10	2.80	1.75	36	5.39	1.71	86	5.41	2.29	13	5.00	2.20	5	4.80	2.68	14	5.57	2.06
Are translated enough into local language*	7	4.00	2.65	11	4.36	1.21	67	4.66	2.87	15	2.13	1.85	33	4.52	2.17	85	3.61	2.47	12	2.00	1.35	6	4.33	3.39	12	3.92	2.19
Are adaptable to Guinea's specific development challenges and country circumstances*	10	7.20	2.39	15	4.67	0.72	77	6.57	2.15	17	6.94	2.25	40	5.70	1.32	92	6.27	1.90	14	5.86	2.38	10	7.10	2.08	14	6.14	1.23

*Significantly different between stakeholder groups

	Office of the President/Prime Minister/Minister			Office of Parliamentarian			Employee of a Ministry/ PMU/Consultant on WBG-supported project			Local Government			Private Sector/ Financial Sector/ Private Bank			CSO			Media			Independent Government Institution			Other		
	N	Mean	SD	N	Mean	SD	N	Mean	SD	N	Mean	SD	N	Mean	SD	N	Mean	SD	N	Mean	SD	N	Mean	SD	N	Mean	SD
Overall, how significant a contribution do you believe the World Bank Group's knowledge work and activities make to development results in your country?*	8	6.50	1.31	15	4.87	0.99	91	7.40	1.87	19	7.37	2.19	44	6.32	1.27	117	7.14	1.93	16	6.88	2.09	10	7.30	2.06	14	7.07	1.54
Overall, how would you rate the technical quality of the World Bank Group's knowledge work and activities?*	8	7.75	1.75	15	5.47	0.52	91	7.31	1.87	20	7.45	1.82	43	6.77	1.46	115	6.71	2.17	15	6.87	1.85	9	7.67	2.18	13	7.15	1.34

(1-Not significant at all, 10-Very significant; 1-Very low technical quality, 10-Very high technical quality)

*Significantly different between stakeholder groups

**E. Working with the World Bank Group**

To what extent do you agree/disagree with the following statements? (1-Strongly disagree, 10-Strongly agree)

	Office of the President/Prime Minister/Minister			Office of Parliamentarian			Employee of a Ministry/ PMU/Consultant on WBG-supported project			Local Government			Private Sector/ Financial Sector/ Private Bank			CSO			Media			Independent Government Institution			Other		
	N	Mean	SD	N	Mean	SD	N	Mean	SD	N	Mean	SD	N	Mean	SD	N	Mean	SD	N	Mean	SD	N	Mean	SD	N	Mean	SD
The World Bank Group disburses funds promptly*	9	4.67	2.60	13	3.15	1.14	65	5.23	2.79	12	3.92	3.58	29	4.21	1.76	77	3.82	2.42	16	3.38	2.36	6	4.67	3.01	13	5.92	2.50
The World Bank Group effectively monitors and evaluates the projects and programs it supports*	10	8.40	1.43	15	6.33	1.50	89	7.74	2.03	21	9.29	1.01	41	7.05	1.90	115	8.20	1.85	17	7.12	2.69	8	8.88	0.83	16	7.75	1.69
The World Bank Group's approvals and reviews are done in a timely fashion	10	6.20	2.90	15	4.60	1.06	73	6.36	2.14	16	6.44	2.90	32	5.47	1.34	85	5.88	2.27	15	5.40	2.06	9	6.11	2.15	16	6.44	1.46
The World Bank Group's "Safeguard Policy" requirements are reasonable*	8	6.63	2.72	15	4.80	0.68	55	6.55	2.07	13	8.15	2.08	33	5.79	1.41	72	6.58	2.13	10	5.70	2.63	5	6.60	2.41	15	6.53	1.19
The World Bank Group's conditions on its lending are reasonable*	9	6.00	2.92	15	4.73	0.59	64	6.44	1.99	10	6.20	3.61	34	5.15	1.44	77	5.56	2.23	13	4.77	2.05	8	5.63	2.26	16	6.56	1.09
The World Bank Group takes decisions quickly in Guinea	9	5.44	3.09	15	4.53	1.25	71	5.72	2.25	13	5.38	3.10	38	5.03	1.60	83	5.01	2.19	14	4.64	1.91	8	6.38	1.19	15	6.40	1.92
Working with the World Bank Group increases Guinea's institutional capacity*	10	8.10	1.52	15	4.67	0.72	89	7.35	1.87	16	8.00	2.22	36	5.56	1.40	110	7.07	2.18	19	7.68	1.63	9	6.89	1.76	17	7.00	1.17
Where country systems are adequate, the World Bank Group makes appropriate use of them*	9	7.33	3.12	15	5.00	0.53	74	7.28	1.96	15	8.13	2.17	37	5.81	1.51	88	7.17	2.13	11	7.82	1.99	8	6.50	1.69	16	7.25	1.24
The World Bank Group provides effective implementation support*	9	7.33	2.45	15	4.73	1.22	85	7.31	1.92	13	8.08	2.02	42	5.90	1.76	97	7.07	1.92	15	7.53	2.00	9	7.22	1.72	15	7.27	1.58

*Significantly different between stakeholder groups

	Office of the President/Prime Minister/Minister			Office of Parliamentarian			Employee of a Ministry/ PMU/Consultant on WBG-supported project			Local Government			Private Sector/ Financial Sector/ Private Bank			CSO			Media			Independent Government Institution			Other		
	N	Mean	SD	N	Mean	SD	N	Mean	SD	N	Mean	SD	N	Mean	SD	N	Mean	SD	N	Mean	SD	N	Mean	SD	N	Mean	SD
To what extent do you believe that the World Bank Group's work helps to find solutions that promote private public partnerships in Guinea?*	10	6.30	0.82	15	4.73	1.10	83	7.02	1.85	18	6.94	2.34	44	5.57	1.50	108	6.29	2.18	17	6.12	2.47	9	7.33	1.66	14	6.43	1.70

(1-To no degree at all, 10-To a very significant degree) *Significantly different between stakeholder groups

Which of the following best describes the World Bank Group's support in Guinea?* (Select only ONE response)

Percentage of Respondents	Office of the President/Prime Minister/Minister	Office of Parliamentarian	Employee of a Ministry/ PMU/Consultant on WBG-supported project	Local Government	Private Sector/ Financial Sector/ Private Bank	CSO	Media	Independent Government Institution	Other
The World Bank Group is sufficiently selective and focuses on the most important development challenges in Guinea	90.9%	6.7%	49.0%	85.7%	29.8%	53.7%	57.9%	63.6%	64.7%
The World Bank Group is not sufficiently selective in Guinea, and it is involved in too many areas of development	0.0%	46.7%	23.5%	0.0%	40.4%	20.6%	26.3%	9.1%	17.6%
Don't know	9.1%	46.7%	27.5%	14.3%	29.8%	25.7%	15.8%	27.3%	17.6%

*Significantly different between stakeholder groups



E. Working with the World Bank Group (continued)

	Office of the President/Prime Minister/Minister			Office of Parliamentarian			Employee of a Ministry/ PMU/Consultant on WBG-supported project			Local Government			Private Sector/ Financial Sector/ Private Bank			CSO			Media			Independent Government Institution			Other		
	N	Mean	SD	N	Mean	SD	N	Mean	SD	N	Mean	SD	N	Mean	SD	N	Mean	SD	N	Mean	SD	N	Mean	SD	N	Mean	SD
To what extent do you believe the World Bank Group is adequately staffed in Guinea?*	7	4.71	0.95	13	4.23	1.59	54	5.83	1.90	9	4.00	2.65	26	5.31	1.69	58	4.95	2.24	10	5.00	2.00	6	6.83	1.72	10	4.80	1.62

1-To no degree at all, 10-To a very significant degree) *Significantly different between stakeholder groups

To what extent do you agree with the following statements related to the World Bank Group's work in response to the Ebola outbreak in Guinea since March 2014?

(1-Strongly disagree, 10-Strongly agree)

	Office of the President/Prime Minister/Minister			Office of Parliamentarian			Employee of a Ministry/ PMU/Consultant on WBG-supported project			Local Government			Private Sector/ Financial Sector/ Private Bank			CSO			Media			Independent Government Institution			Other		
	N	Mean	SD	N	Mean	SD	N	Mean	SD	N	Mean	SD	N	Mean	SD	N	Mean	SD	N	Mean	SD	N	Mean	SD	N	Mean	SD
The level of the World Bank Group's grant financing in response to the Ebola outbreak in Guinea was appropriate.*	8	7.25	2.05	15	5.87	1.73	80	7.76	1.92	19	7.89	1.76	43	6.86	1.49	109	7.65	2.01	16	8.31	1.30	9	7.89	1.27	16	8.75	1.39
The World Bank Group's grant financing in response to the Ebola outbreak was done at the appropriate speed.	8	7.63	1.06	15	5.87	1.55	72	7.36	2.24	15	7.67	1.88	40	6.75	1.88	94	7.26	2.08	14	6.71	2.64	7	7.29	1.38	16	8.06	1.53
The World Bank Group's grant financing in response to the Ebola outbreak in Guinea was flexible to address complex challenges in changing environment.*	7	6.71	1.98	15	6.20	1.74	65	7.52	2.03	18	8.11	2.00	38	6.61	1.94	95	7.34	2.22	13	7.38	2.14	6	6.83	1.83	16	8.13	1.59
The World Bank Group's grant financing in response to the Ebola outbreak in Guinea enabled the government to own and manage responses, rather than creating parallel structure.*	9	7.78	1.79	15	6.13	1.68	70	7.17	2.37	17	8.47	1.94	42	6.74	1.89	99	7.35	2.13	15	7.13	2.36	7	7.86	1.57	13	8.38	1.76
The World Bank Group's work in response to the Ebola outbreak helped engender institutional change to improve health care service management and response in Guinea.*	8	6.88	2.10	15	6.00	2.04	75	7.48	2.21	20	8.65	1.79	43	6.72	1.76	100	7.41	2.06	15	6.80	2.65	7	6.86	1.35	15	7.87	1.73
The World Bank Group's work helped to build institutional capacity for future outbreaks of pandemics and epidemics.*	9	8.00	1.80	15	6.00	1.89	76	7.82	1.98	20	8.50	1.82	43	6.84	1.89	105	7.59	2.06	15	7.00	2.07	8	7.75	1.98	15	8.20	1.78
The World Bank Group role as convener and facilitator of other donors was very effective in response to last year's Ebola crisis.*	8	8.00	1.51	15	6.13	1.92	77	7.92	1.99	19	8.32	1.95	45	6.84	2.16	117	7.79	1.96	15	7.93	1.33	9	8.44	1.51	16	7.94	1.88

*Significantly different between stakeholder groups

E. Working with the World Bank Group (continued)

When considering the World Bank Group's Ebola crisis related work in Guinea, which of the following activities were most useful? (Choose no more than TWO)

Percentage of Respondents (Responses combined)	Office of the President/Prime Minister/Minister	Office of Parliamentarian	Employee of a Ministry/ PMU/Consultant on WBG-supported project	Local Government	Private Sector/ Financial Sector/ Private Bank	CSO	Media	Independent Government Institution	Other
Damage assessment (post-outbreak needs assessment)	36.4%	40.0%	30.1%	40.9%	31.3%	39.4%	31.6%	36.4%	17.6%
Knowledge exchange*	9.1%	26.7%	10.7%	13.6%	31.3%	21.9%	21.1%	45.5%	29.4%
Mobilizing donor support	72.7%	60.0%	57.3%	63.6%	41.7%	55.5%	68.4%	45.5%	41.2%
World Bank Group's grant financing	27.3%	26.7%	24.3%	40.9%	29.2%	29.2%	31.6%	27.3%	52.9%
Institutional capacity building	27.3%	33.3%	33.0%	22.7%	22.9%	21.9%	15.8%	27.3%	17.6%
Beneficiary targeting	18.2%	6.7%	13.6%	4.5%	12.5%	7.3%	15.8%	9.1%	11.8%
Building country ownership	0.0%	6.7%	9.7%	4.5%	10.4%	7.3%	10.5%	9.1%	11.8%
Other	0.0%	0.0%	2.9%	0.0%	4.2%	2.9%	0.0%	0.0%	5.9%

*Significantly different between stakeholder groups

When considering post-Ebola recovery, which THREE areas below would benefit most from the World Bank Group playing a leading role among international partners in Guinea? (Choose no more than THREE)

Percentage of Respondents (Responses combined)	Office of the President/Prime Minister/Minister	Office of Parliamentarian	Employee of a Ministry/ PMU/Consultant on WBG-supported project	Local Government	Private Sector/ Financial Sector/ Private Bank	CSO	Media	Independent Government Institution	Other
Health (e.g., rapid response to epidemics such as Ebola)	72.7%	80.0%	70.9%	72.7%	70.8%	75.4%	68.4%	63.6%	76.5%
Education (e.g., increased quality of school education)	36.4%	13.3%	32.0%	36.4%	31.3%	29.0%	31.6%	36.4%	29.4%
Social protection (e.g., social safety nets for the vulnerable, specifically in Ebola affected areas)	45.5%	33.3%	49.5%	59.1%	39.6%	44.9%	52.6%	9.1%	41.2%
Private sector development	18.2%	13.3%	21.4%	22.7%	25.0%	28.3%	26.3%	9.1%	17.6%
Water and sanitation (e.g., improved access to clean water, waste management)*	45.5%	13.3%	35.0%	68.2%	29.2%	34.1%	47.4%	54.5%	23.5%
Energy (e.g., increased power generation and access to electricity)*	36.4%	0.0%	17.5%	22.7%	6.3%	15.9%	31.6%	36.4%	35.3%
Governance (e.g., government effectiveness, good governance)	45.5%	40.0%	34.0%	9.1%	31.3%	27.5%	15.8%	27.3%	23.5%

*Significantly different between stakeholder groups

E. Working with the World Bank Group (continued)

Which THREE areas below would benefit most from other donors in Guinea? (Choose no more than THREE)

Percentage of Respondents (Responses combined)	Office of the President/Prime Minister/Minister	Office of Parliamentarian	Employee of a Ministry/ PMU/Consultant on WBG-supported project	Local Government	Private Sector/ Financial Sector/ Private Bank	CSO	Media	Independent Government Institution	Other
Health (e.g., rapid response to epidemics such as Ebola)	36.4%	13.3%	32.7%	36.4%	18.8%	25.5%	21.1%	18.2%	23.5%
Education (e.g., increased quality of school education)	72.7%	40.0%	42.6%	54.5%	27.1%	43.1%	47.4%	36.4%	23.5%
Social protection (e.g., social safety nets for the vulnerable, specifically in Ebola affected areas)	9.1%	33.3%	33.7%	40.9%	33.3%	32.8%	31.6%	36.4%	47.1%
Private sector development	27.3%	33.3%	32.7%	31.8%	31.3%	32.8%	42.1%	63.6%	29.4%
Water and sanitation (e.g., improved access to clean water, waste management)	63.6%	33.3%	47.5%	22.7%	43.8%	43.8%	42.1%	27.3%	58.8%
Energy (e.g., increased power generation and access to electricity)	81.8%	20.0%	38.6%	45.5%	31.3%	32.1%	42.1%	36.4%	29.4%
Governance (e.g., government effectiveness, good governance)*	9.1%	6.7%	24.8%	59.1%	20.8%	31.4%	26.3%	18.2%	41.2%

*Significantly different between stakeholder groups

F. The Future Role of the World Bank Group in Guinea

Which of the following SHOULD the World Bank Group do to make itself of greater value in Guinea? (Choose no more than TWO)

Percentage of Respondents (Responses combined)	Office of the President/Prime Minister/Minister	Office of Parliamentarian	Employee of a Ministry/ PMU/Consultant on WBG-supported project	Local Government	Private Sector/ Financial Sector/ Private Bank	CSO	Media	Independent Government Institution	Other
Offer more innovative financial products	72.7%	20.0%	24.8%	23.8%	27.1%	21.0%	26.3%	27.3%	29.4%
Ensure greater selectivity in its work	0.0%	20.0%	14.9%	9.5%	14.6%	20.3%	31.6%	18.2%	11.8%
Provide more adequate data/knowledge/statistics/figures on Guinea's economy	0.0%	13.3%	11.9%	0.0%	4.2%	10.9%	15.8%	0.0%	11.8%
Improve the competitiveness of its financing compared to markets	9.1%	13.3%	10.9%	4.8%	16.7%	6.5%	10.5%	9.1%	17.6%
Reach out more to groups outside of Government*	9.1%	6.7%	15.8%	14.3%	27.1%	34.1%	57.9%	18.2%	35.3%
Increase the level of capacity development in the country	36.4%	20.0%	36.6%	23.8%	18.8%	22.5%	10.5%	36.4%	23.5%
Improve the quality of its experts as related to Guinea's specific challenges	0.0%	13.3%	6.9%	14.3%	20.8%	12.3%	5.3%	9.1%	23.5%
Offer more innovative knowledge services	0.0%	13.3%	9.9%	9.5%	20.8%	10.9%	0.0%	0.0%	5.9%
Collaborate more effectively with Government clients	0.0%	13.3%	16.8%	19.0%	6.3%	10.9%	0.0%	18.2%	5.9%
Work faster*	18.2%	0.0%	7.9%	38.1%	12.5%	8.7%	0.0%	0.0%	0.0%
Reduce the complexity of obtaining World Bank Group financing	45.5%	13.3%	30.7%	23.8%	12.5%	25.4%	31.6%	36.4%	29.4%
Increase the level of World Bank Group staffing in Guinea's office	9.1%	26.7%	5.9%	14.3%	6.3%	10.9%	0.0%	9.1%	5.9%
Other	0.0%	0.0%	0.0%	0.0%	0.0%	0.0%	0.0%	0.0%	0.0%

*Significantly different between stakeholder groups

F. The Future Role of the World Bank Group in Guinea (continued)

When considering the combination of services that the World Bank Group offers in Guinea, and taking into account its limited level of resources, which ONE of the following do you believe the World Bank Group should offer more of in Guinea?* (Select only ONE response)

Percentage of Respondents	Office of the President/Prime Minister/Minister	Office of Parliamentarian	Employee of a Ministry/ PMU/Consultant on WBG-supported project	Local Government	Private Sector/ Financial Sector/ Private Bank	CSO	Media	Independent Government Institution	Other
Financial services	27.3%	20.0%	27.6%	55.0%	29.2%	36.8%	27.8%	30.0%	0.0%
Knowledge products	36.4%	13.3%	24.5%	5.0%	25.0%	19.5%	27.8%	30.0%	50.0%
Convening services	9.1%	26.7%	17.3%	10.0%	31.3%	17.3%	5.6%	20.0%	0.0%
None of the above	0.0%	13.3%	1.0%	0.0%	0.0%	0.8%	0.0%	0.0%	0.0%
The combination is appropriate for Guinea	27.3%	26.7%	23.5%	30.0%	8.3%	20.3%	16.7%	10.0%	43.8%
Don't know	0.0%	0.0%	6.1%	0.0%	6.3%	5.3%	22.2%	10.0%	6.3%

*Significantly different between stakeholder groups

What should the World Bank Group do to improve collaboration with the UN in the field? (Choose no more than THREE)

Percentage of Respondents (Responses combined)	Office of the President/Prime Minister/Minister	Office of Parliamentarian	Employee of a Ministry/ PMU/Consultant on WBG-supported project	Local Government	Private Sector/ Financial Sector/ Private Bank	CSO	Media	Independent Government Institution	Other
Organize more joint meetings and missions with the UN	54.5%	6.7%	41.6%	40.9%	33.3%	48.6%	31.6%	45.5%	29.4%
Collaborate on analysis, assessments and planning, including on rapid assessments on emerging crisis and changing circumstances when both institutions are engaged	54.5%	40.0%	46.5%	45.5%	47.9%	46.4%	47.4%	72.7%	64.7%
Develop joint or complementary projects with the UN, leveraging each organization's comparative advantages	90.9%	60.0%	65.3%	77.3%	56.3%	65.9%	52.6%	63.6%	76.5%
Develop guidelines, framework and tools to facilitate operational cooperation and cross-financing	36.4%	33.3%	52.5%	68.2%	47.9%	41.3%	47.4%	36.4%	47.1%
Share more information about the World Bank Group's activities, products, and knowledge	18.2%	33.3%	27.7%	40.9%	20.8%	37.0%	21.1%	18.2%	23.5%
Involve UN experts to a greater degree in World Bank Group activities	0.0%	26.7%	23.8%	18.2%	18.8%	18.8%	42.1%	0.0%	23.5%
Other*	9.1%	0.0%	0.0%	0.0%	2.1%	0.0%	0.0%	0.0%	0.0%

*Significantly different between stakeholder groups



G. Communication and Information Sharing

How do you get most of your information about economic and social development issues in Guinea? (Choose no more than TWO)

Percentage of Respondents (Responses combined)	Office of the President/Prime Minister/Minister	Office of Parliamentarian	Employee of a Ministry/ PMU/Consultant on WBG-supported project	Local Government	Private Sector/ Financial Sector/ Private Bank	CSO	Media	Independent Government Institution	Other
Social media (e.g., Facebook, blogs, Twitter, YouTube, Flickr)	0.0%	6.7%	16.7%	9.1%	14.9%	10.3%	15.8%	20.0%	0.0%
International newspapers	18.2%	0.0%	9.8%	4.5%	4.3%	5.1%	5.3%	20.0%	11.8%
Local radio*	36.4%	13.3%	40.2%	63.6%	25.5%	36.8%	36.8%	20.0%	17.6%
International radio*	9.1%	0.0%	16.7%	9.1%	10.6%	5.9%	0.0%	0.0%	23.5%
Local television	27.3%	33.3%	36.3%	22.7%	25.5%	39.7%	26.3%	0.0%	11.8%
International television	18.2%	6.7%	9.8%	4.5%	0.0%	4.4%	0.0%	20.0%	5.9%
Local newspapers	18.2%	0.0%	24.5%	18.2%	27.7%	25.0%	10.5%	20.0%	5.9%
Internet*	45.5%	66.7%	28.4%	45.5%	55.3%	50.7%	68.4%	50.0%	64.7%
Periodicals*	9.1%	66.7%	12.7%	22.7%	25.5%	11.8%	21.1%	30.0%	41.2%
Other*	9.1%	0.0%	1.0%	0.0%	0.0%	4.4%	15.8%	0.0%	11.8%

*Significantly different between stakeholder groups

How would you prefer to receive information from the World Bank Group? (Choose no more than TWO)

Percentage of Respondents (Responses combined)	Office of the President/Prime Minister/Minister	Office of Parliamentarian	Employee of a Ministry/ PMU/Consultant on WBG-supported project	Local Government	Private Sector/ Financial Sector/ Private Bank	CSO	Media	Independent Government Institution	Other
Direct contact with World Bank Group (i.e., face to face meetings/discussions)*	45.5%	0.0%	21.8%	33.3%	19.1%	33.1%	33.3%	45.5%	11.8%
Mobile phones	0.0%	0.0%	9.9%	4.8%	10.6%	9.6%	5.6%	0.0%	0.0%
World Bank Group's seminars/workshops/conferences	72.7%	66.7%	60.4%	85.7%	51.1%	58.8%	50.0%	27.3%	47.1%
World Bank Group's publications and other written materials	27.3%	20.0%	38.6%	38.1%	25.5%	19.9%	33.3%	9.1%	29.4%
World Bank Group's website*	27.3%	86.7%	28.7%	19.0%	38.3%	36.8%	33.3%	72.7%	82.4%
Social media (e.g., Facebook, blogs, Twitter, YouTube, Flickr)	9.1%	6.7%	10.9%	9.5%	14.9%	12.5%	5.6%	9.1%	5.9%
e-Newsletters	9.1%	13.3%	20.8%	9.5%	31.9%	21.3%	38.9%	27.3%	23.5%
Other	0.0%	0.0%	0.0%	0.0%	4.3%	2.2%	0.0%	0.0%	0.0%

*Significantly different between stakeholder groups

Are you aware of the World Bank Group's Access to Information Policies under which the World Bank Group discloses any information in its possession that is not on a list of exceptions?*

Percentage of Respondents	Office of the President/Prime Minister/Minister	Office of Parliamentarian	Employee of a Ministry/ PMU/Consultant on WBG-supported project	Local Government	Private Sector/ Financial Sector/ Private Bank	CSO	Media	Independent Government Institution	Other
Yes	18.2%	13.3%	29.7%	9.1%	17.0%	12.3%	57.9%	27.3%	23.5%
No	81.8%	86.7%	70.3%	90.9%	83.0%	87.7%	42.1%	72.7%	76.5%

*Significantly different between stakeholder groups

G. Communication and Information Sharing (continued)

If yes, from which of the following sources did you learn about the World Bank Group's Access to Information Policies? (Select only ONE response)

Percentage of Respondents (Responses combined)	Office of the President/Prime Minister/Minister	Office of Parliamentarian	Employee of a Ministry/ PMU/Consultant on WBG-supported project	Local Government	Private Sector/ Financial Sector/ Private Bank	CSO	Media	Independent Government Institution	Other
World Bank Group's seminars/workshops/conferences	0.0%	0.0%	65.5%	50.0%	50.0%	29.4%	45.5%	33.3%	25.0%
World Bank Group's website	100.0%	100.0%	20.7%	0.0%	50.0%	52.9%	18.2%	33.3%	50.0%
World Bank Group's e-Newsletters	0.0%	0.0%	0.0%	0.0%	0.0%	0.0%	9.1%	0.0%	0.0%
News/Media	0.0%	0.0%	3.4%	50.0%	0.0%	11.8%	9.1%	33.3%	25.0%
Colleagues/Friends/Peer organizations	0.0%	0.0%	6.9%	0.0%	0.0%	5.9%	18.2%	0.0%	0.0%
Other	0.0%	0.0%	3.4%	0.0%	0.0%	0.0%	0.0%	0.0%	0.0%

Have you requested information from the World Bank Group on its activities in the past year?*

Percentage of Respondents	Office of the President/Prime Minister/Minister	Office of Parliamentarian	Employee of a Ministry/ PMU/Consultant on WBG-supported project	Local Government	Private Sector/ Financial Sector/ Private Bank	CSO	Media	Independent Government Institution	Other
Yes	18.2%	60.0%	21.6%	4.5%	19.1%	10.2%	36.8%	18.2%	29.4%
No	81.8%	40.0%	78.4%	95.5%	80.9%	89.8%	63.2%	81.8%	70.6%

*Significantly different between stakeholder groups

Were you able to obtain this information?*

Percentage of Respondents	Office of the President/Prime Minister/Minister	Office of Parliamentarian	Employee of a Ministry/ PMU/Consultant on WBG-supported project	Local Government	Private Sector/ Financial Sector/ Private Bank	CSO	Media	Independent Government Institution	Other
Yes	50.0%	100.0%	90.5%	0.0%	77.8%	64.3%	33.3%	50.0%	100.0%
No	50.0%	0.0%	9.5%	100.0%	22.2%	35.7%	66.7%	50.0%	0.0%

*Significantly different between stakeholder groups

Do you have access to the Internet?*

Percentage of Respondents	Office of the President/Prime Minister/Minister	Office of Parliamentarian	Employee of a Ministry/ PMU/Consultant on WBG-supported project	Local Government	Private Sector/ Financial Sector/ Private Bank	CSO	Media	Independent Government Institution	Other
Yes	81.8%	100.0%	95.1%	95.5%	100.0%	99.3%	100.0%	100.0%	100.0%
No	18.2%	0.0%	4.9%	4.5%	0.0%	0.7%	0.0%	0.0%	0.0%

*Significantly different between stakeholder groups

Do you use/have you used the World Bank Group website?*

Percentage of Respondents	Office of the President/Prime Minister/Minister	Office of Parliamentarian	Employee of a Ministry/ PMU/Consultant on WBG-supported project	Local Government	Private Sector/ Financial Sector/ Private Bank	CSO	Media	Independent Government Institution	Other
Yes	54.5%	100.0%	53.4%	45.5%	72.3%	48.6%	83.3%	72.7%	82.4%
No	45.5%	0.0%	46.6%	54.5%	27.7%	51.4%	16.7%	27.3%	17.6%

*Significantly different between stakeholder groups

G. Communication and Information Sharing (continued)

Do you currently consult the World Bank Group social media sites (e.g., Facebook, blogs, Twitter, YouTube, and Flickr)?*

Percentage of Respondents	Office of the President/Prime Minister/Minister	Office of Parliamentarian	Employee of a Ministry/ PMU/Consultant on WBG-supported project	Local Government	Private Sector/ Financial Sector/ Private Bank	CSO	Media	Independent Government Institution	Other
Yes	36.4%	6.7%	34.3%	9.1%	34.0%	13.8%	26.3%	18.2%	52.9%
No	63.6%	93.3%	65.7%	90.9%	66.0%	86.2%	73.7%	81.8%	47.1%

*Significantly different between stakeholder groups

Which Internet connection do you use primarily when visiting a World Bank Group website?*

Percentage of Respondents	Office of the President/Prime Minister/Minister	Office of Parliamentarian	Employee of a Ministry/ PMU/Consultant on WBG-supported project	Local Government	Private Sector/ Financial Sector/ Private Bank	CSO	Media	Independent Government Institution	Other
High speed/WiFi	75.0%	86.7%	71.1%	38.1%	86.7%	66.2%	73.7%	77.8%	94.1%
Dial-up	25.0%	13.3%	28.9%	61.9%	13.3%	33.8%	26.3%	22.2%	5.9%

*Significantly different between stakeholder groups

Please rate how much you agree with the following statements. (1-Strongly disagree, 10-Strongly agree)

	Office of the President/Prime Minister/Minister			Office of Parliamentarian			Employee of a Ministry/ PMU/Consultant on WBG-supported project			Local Government			Private Sector/ Financial Sector/ Private Bank			CSO			Media			Independent Government Institution			Other		
	N	Mean	SD	N	Mean	SD	N	Mean	SD	N	Mean	SD	N	Mean	SD	N	Mean	SD	N	Mean	SD	N	Mean	SD	N	Mean	SD
I find the World Bank Group's websites easy to navigate	6	7.33	1.97	15	5.73	0.59	55	6.76	1.76	7	5.71	0.95	34	6.76	1.76	64	6.33	1.83	12	6.67	2.31	6	7.33	1.51	14	7.00	1.24
I find the information on the World Bank Group's websites useful	5	8.40	0.55	15	5.67	0.82	51	6.86	1.93	10	7.10	1.79	34	6.62	1.71	59	6.83	1.76	11	7.64	2.06	6	6.83	1.94	14	7.36	1.34
The World Bank Group's social media channels are valuable sources of information about the institution	3	7.33	2.08	1	6.00	-	37	6.59	1.77	5	8.20	4.02	18	7.00	1.50	33	7.24	2.26	8	6.88	3.80	3	6.67	2.08	8	7.13	1.96
When I need information from the World Bank Group I know how to find it	7	8.43	1.99	11	6.45	0.52	53	6.68	2.24	13	6.38	2.79	34	6.59	1.99	65	5.88	2.36	14	5.50	3.01	6	6.67	2.07	13	6.38	2.29
The World Bank Group is responsive to my information requests and inquiries*	7	6.71	3.20	11	6.00	1.26	38	6.68	2.13	4	3.50	2.89	18	5.78	2.16	31	4.52	2.72	10	4.50	3.37	3	5.00	2.65	7	6.14	2.41

*Significantly different between stakeholder groups



H. Background Information

Currently, do you professionally collaborate/work with the World Bank Group (IDA, IFC, or MIGA) in your country?* (Select only ONE response)

Percentage of Respondents	Office of the President/Prime Minister/Minister	Office of Parliamentarian	Employee of a Ministry/ PMU/Consultant on WBG-supported project	Local Government	Private Sector/ Financial Sector/ Private Bank	CSO	Media	Independent Government Institution	Other
Yes	36.4%	46.7%	62.7%	31.8%	60.4%	36.2%	44.4%	54.5%	68.8%
No	63.6%	53.3%	37.3%	68.2%	39.6%	63.8%	55.6%	45.5%	31.3%

*Significantly different between stakeholder groups

Which of the following agencies of the World Bank Group do you primarily engage with in Guinea?* (Select only ONE response)

Percentage of Respondents	Office of the President/Prime Minister/Minister	Office of Parliamentarian	Employee of a Ministry/ PMU/Consultant on WBG-supported project	Local Government	Private Sector/ Financial Sector/ Private Bank	CSO	Media	Independent Government Institution	Other
The World Bank (IDA)	57.1%	85.7%	81.3%	73.7%	34.5%	34.0%	46.7%	42.9%	42.9%
The International Finance Corporation	0.0%	14.3%	6.3%	0.0%	62.1%	35.9%	20.0%	42.9%	28.6%
The Multilateral Investment Guarantee Agency	0.0%	0.0%	1.3%	0.0%	3.4%	0.0%	0.0%	0.0%	0.0%
Other	42.9%	0.0%	11.3%	26.3%	0.0%	30.1%	33.3%	14.3%	28.6%

*Significantly different between stakeholder groups

Do your projects involve both the World Bank and the IFC?

Percentage of Respondents	Office of the President/Prime Minister/Minister	Office of Parliamentarian	Employee of a Ministry/ PMU/Consultant on WBG-supported project	Local Government	Private Sector/ Financial Sector/ Private Bank	CSO	Media	Independent Government Institution	Other
Yes	27.3%	46.7%	25.2%	13.6%	25.0%	14.7%	33.3%	27.3%	23.5%
No	72.7%	53.3%	74.8%	86.4%	75.0%	85.3%	66.7%	72.7%	76.5%

If yes, what was your view of how the two institutions work together in Guinea? (Select only ONE response)

Percentage of Respondents	Office of the President/Prime Minister/Minister	Office of Parliamentarian	Employee of a Ministry/ PMU/Consultant on WBG-supported project	Local Government	Private Sector/ Financial Sector/ Private Bank	CSO	Media	Independent Government Institution	Other
The two institutions work well together	0.0%	42.9%	50.0%	66.7%	36.4%	20.0%	33.3%	66.7%	75.0%
The way the two institutions work together needs improvement	66.7%	57.1%	29.2%	0.0%	63.6%	70.0%	66.7%	33.3%	25.0%
The two institutions do not work well together	0.0%	0.0%	8.3%	0.0%	0.0%	0.0%	0.0%	0.0%	0.0%
Don't know	33.3%	0.0%	12.5%	33.3%	0.0%	10.0%	0.0%	0.0%	0.0%

H. Background Information (continued)

Which of the following describes most of your exposure to the World Bank Group in Guinea? (Choose no more than TWO)

Percentage of Respondents (Responses combined)	Office of the President/Prime Minister/Minister	Office of Parliamentarian	Employee of a Ministry/ PMU/Consultant on WBG-supported project	Local Government	Private Sector/ Financial Sector/ Private Bank	CSO	Media	Independent Government Institution	Other
Observer*	40.0%	6.7%	36.0%	76.2%	53.2%	59.6%	52.6%	30.0%	35.3%
Use World Bank Group reports/data	20.0%	13.3%	26.0%	9.5%	10.6%	18.4%	31.6%	20.0%	17.6%
Engage in World Bank Group related/sponsored events/activities	20.0%	13.3%	35.0%	19.0%	36.2%	39.0%	26.3%	30.0%	52.9%
Collaborate as part of my professional duties*	50.0%	26.7%	41.0%	66.7%	17.0%	14.7%	21.1%	20.0%	47.1%
Use World Bank Group website for information, data, research, etc.*	30.0%	53.3%	18.0%	4.8%	23.4%	20.6%	42.1%	40.0%	17.6%

*Significantly different between stakeholder groups

What's your gender?*

Percentage of Respondents	Office of the President/Prime Minister/Minister	Office of Parliamentarian	Employee of a Ministry/ PMU/Consultant on WBG-supported project	Local Government	Private Sector/ Financial Sector/ Private Bank	CSO	Media	Independent Government Institution	Other
Female	0.0%	13.3%	4.9%	4.5%	21.3%	31.6%	26.3%	9.1%	11.8%
Male	100.0%	86.7%	95.1%	95.5%	78.7%	68.4%	73.7%	90.9%	88.2%

*Significantly different between stakeholder groups



Appendix C: Responses to Indicator Questions by Geographic Location¹⁷

● Middle Guinea N=29 ● Upper Guinea N=52 ● Lower Guinea N=280 ● Forest Guinea N=22

B. Overall Attitudes toward the World Bank Group

	Middle Guinea			Upper Guinea			Lower Guinea			Forest Guinea		
	N	Mean	SD	N	Mean	SD	N	Mean	SD	N	Mean	SD
Overall, please rate your impression of the World Bank Group's effectiveness in Guinea.*	24	7.21	2.69	43	7.51	2.39	256	6.63	1.70	21	6.62	2.50

(1-Not effective at all, 10-Very effective) *Significantly different between geographic locations

To what extent do you agree with the following statements about the World Bank Group's work in Guinea?

(1-Strongly disagree, 10-Strongly agree)

	Middle Guinea			Upper Guinea			Lower Guinea			Forest Guinea		
	N	Mean	SD	N	Mean	SD	N	Mean	SD	N	Mean	SD
Overall the World Bank Group currently plays a relevant role in development in Guinea*	26	8.04	2.49	42	7.36	2.39	263	6.35	1.92	21	6.57	2.25
The World Bank Group's work is aligned with what I consider the development priorities for Guinea*	22	6.95	2.87	38	7.45	2.51	231	6.11	1.96	21	6.57	2.16

(1-Not effective at all, 10-Very effective) *Significantly different between geographic locations

To what extent is the World Bank Group an effective development partner in Guinea, in terms of each of the following?

(1-To no degree at all, 10-To a very significant degree)

	Middle Guinea			Upper Guinea			Lower Guinea			Forest Guinea		
	N	Mean	SD	N	Mean	SD	N	Mean	SD	N	Mean	SD
Responsiveness to needs	17	5.59	2.79	28	6.29	2.61	204	5.61	1.81	19	4.95	2.17
Flexibility (in terms of the institution's products and services)	15	6.47	2.20	22	5.59	2.26	199	5.89	1.88	19	6.42	2.04
Flexibility (in terms of changing country circumstances)*	17	6.71	2.62	29	6.90	2.29	193	5.96	1.95	21	6.86	2.26
Being inclusive*	13	7.62	2.72	25	7.84	2.36	187	6.40	2.04	17	8.71	1.26
Openness (sharing data and other information)	20	6.85	2.37	29	7.21	2.55	220	6.55	1.93	14	6.43	2.34
Collaboration with the Government*	26	8.92	1.38	44	8.32	1.95	259	7.10	1.95	20	8.20	1.61
The speed in which it gets things accomplished on the ground*	19	6.16	2.52	30	7.77	2.25	210	6.10	1.78	15	6.87	2.00
Ease of access to the people at the World Bank Group who are making decisions important to my work	15	5.40	2.59	25	4.76	3.00	205	5.52	2.13	11	5.82	1.94
Collaboration with civil society	21	6.43	2.86	33	5.42	2.65	234	5.60	1.87	13	6.00	2.77
Collaboration with the UN*	14	8.00	2.15	21	8.81	1.57	176	6.69	1.95	14	8.71	1.38
Staff accessibility*	16	5.31	2.80	25	4.24	2.86	199	5.51	1.92	4	6.00	3.16
Collaboration with other donors and development partners*	16	8.44	2.34	29	8.28	2.27	195	6.53	1.94	13	7.69	2.69
Collaboration with the private sector	16	5.81	2.88	23	5.65	2.35	224	5.48	1.69	12	4.33	2.15
Straightforwardness and honesty*	17	8.00	2.62	28	8.79	1.45	190	6.81	2.03	16	8.50	2.22
Treating clients and stakeholders in Guinea with respect*	16	8.44	1.50	26	8.31	2.02	197	6.59	1.84	14	9.00	0.78
Being a long-term partner*	24	8.50	2.40	31	8.97	1.47	223	7.10	2.04	12	9.67	0.65

*Significantly different between geographic locations

¹⁷ 383 respondents provided information about their geographic location. Only these respondents were included in the analysis presented in this appendix.

**C. World Bank Group's Effectiveness and Results**

	Middle Guinea			Upper Guinea			Lower Guinea			Forest Guinea		
	N	Mean	SD	N	Mean	SD	N	Mean	SD	N	Mean	SD
To what extent does the World Bank Group's work help to achieve development results in Guinea?*	29	7.86	2.49	44	7.52	2.18	254	6.52	1.74	22	6.36	1.94

(1-To no degree at all, 10-To a very significant degree) *Significantly different between geographic locations

	Middle Guinea			Upper Guinea			Lower Guinea			Forest Guinea		
	N	Mean	SD	N	Mean	SD	N	Mean	SD	N	Mean	SD
To what extent does the World Bank Group help to build/strengthen existing country systems in Guinea?*	18	7.78	2.65	38	7.53	2.20	230	6.40	1.78	20	6.05	2.09

(1-To no degree at all, 10-To a very significant degree) *Significantly different between geographic locations

To what extent do you agree with the following statements about the World Bank Group in Guinea?

(1-Strongly disagree, 10-Strongly agree)

	Middle Guinea			Upper Guinea			Lower Guinea			Forest Guinea		
	N	Mean	SD	N	Mean	SD	N	Mean	SD	N	Mean	SD
The World Bank Group's financial instruments meet the needs of Guinea*	23	7.52	2.43	41	7.68	2.21	243	6.04	1.87	21	5.05	2.27
The World Bank Group meets Guinea's needs for knowledge services*	18	7.67	2.25	40	7.15	2.63	225	6.11	1.77	22	5.91	2.20

*Significantly different between geographic locations

D. The World Bank Group's Knowledge Work and Activities**In Guinea, to what extent do you believe that the World Bank Group's knowledge work and activities:**

(1-To no degree at all, 10-To a very significant degree)

	Middle Guinea			Upper Guinea			Lower Guinea			Forest Guinea		
	N	Mean	SD	N	Mean	SD	N	Mean	SD	N	Mean	SD
Are adaptable to Guinea's specific development challenges and country circumstances*	20	7.25	2.53	27	7.41	2.29	225	6.06	1.77	16	6.06	2.26

*Significantly different between geographic locations

	Middle Guinea			Upper Guinea			Lower Guinea			Forest Guinea		
	N	Mean	SD	N	Mean	SD	N	Mean	SD	N	Mean	SD
Overall, how significant a contribution do you believe the World Bank Group's knowledge work and activities make to development results in your country?*	25	8.76	2.09	42	7.86	2.04	249	6.70	1.68	17	6.53	1.87
Overall, how would you rate the technical quality of the World Bank Group's knowledge work and activities?*	25	8.24	2.05	41	7.37	2.61	242	6.81	1.69	20	6.15	2.01

(1-Not significant at all, 10-Very significant; 1-Very low technical quality, 10-Very high technical quality)

*Significantly different between geographic locations

E. Working with the World Bank Group**To what extent do you agree/disagree with the following statements? (1-Strongly disagree, 10-Strongly agree)**

	Middle Guinea			Upper Guinea			Lower Guinea			Forest Guinea		
	N	Mean	SD	N	Mean	SD	N	Mean	SD	N	Mean	SD
The World Bank Group takes decisions quickly in Guinea	16	4.44	3.14	36	5.28	3.04	203	5.40	1.90	11	5.00	1.26
Where country systems are adequate, the World Bank Group makes appropriate use of them*	19	9.05	1.51	35	8.66	1.88	206	6.51	1.85	12	6.42	2.02

*Significantly different between geographic locations



Appendix D: Responses to Selected Questions by Level of Collaboration with the World Bank Group¹⁸

Note that this appendix presents comparative analysis of the data from those respondents who collaborate with the WBG vs. those respondents who do not collaborate with the WBG and covers the following selected questions from the FY16 Guinea COS questionnaire: All 10-point scale questions and question B4 "When thinking about how the World Bank Group can have the most impact on development results in Guinea, in which sectoral areas do you believe the World Bank Group should focus most of its resources in Guinea?"

Collaborating with the WBG N=186 ● Not collaborating with the WBG N=195

B. Overall Attitudes toward the World Bank Group

	Collaborating with the WBG			Not collaborating with the WBG		
	N	Mean	SD	N	Mean	SD
How familiar are you with the work of the World Bank Group in Guinea?*	185	6.50	1.97	195	5.66	2.30

(1-Not familiar at all, 10-Extremely familiar) *Significantly different between collaborators and non-collaborators

	Collaborating with the WBG			Not collaborating with the WBG		
	N	Mean	SD	N	Mean	SD
Overall, please rate your impression of the World Bank Group's effectiveness in Guinea.	173	6.77	1.95	169	6.78	1.95

(1-Not effective at all, 10-Very effective)

	Collaborating with the WBG			Not collaborating with the WBG		
	N	Mean	SD	N	Mean	SD
To what extent do you believe the World Bank Group's staff is well prepared to help Guinea solve its most complicated development challenges?	171	6.87	1.88	148	7.01	2.04

(1-To no degree at all, 10-To a very significant degree)

¹⁸ 381 respondents provided information about their level of collaboration with the World Bank Group (question H3 in the questionnaire). Therefore, only these respondents were included in the analysis presented in this appendix.



B. Overall Attitudes toward the World Bank Group (continued)

When thinking about how the World Bank Group can have the most impact on development results in Guinea, in which sectoral areas do you believe the World Bank Group should focus most of its resources (financial and knowledge services) in Guinea? (Choose no more than THREE)

Percentage of Respondents (Responses combined)	Collaborating with the WBG	Not collaborating with the WBG
Health	18.5%	22.1%
Security/stabilization/reconstruction*	8.7%	3.6%
Crime and violence	3.8%	2.1%
Transport	12.0%	12.3%
Agricultural development*	19.6%	30.8%
Global/regional integration	1.1%	1.0%
Job creation/employment	18.5%	19.5%
Public sector governance/reform	21.7%	24.1%
Social protection	0.0%	2.1%
Rural development	14.1%	13.3%
Foreign direct investment	1.1%	1.0%
Education*	16.3%	27.7%
Energy	12.5%	19.0%
Social cohesion	6.5%	5.6%
Gender equity*	3.8%	0.5%
Financial markets	2.2%	2.6%
Urban development	1.1%	1.5%
Environmental sustainability	7.1%	4.1%
Economic growth	13.6%	12.8%
Regional conflict and tensions	4.9%	2.1%
Private sector development	15.8%	13.8%
Water and sanitation	6.0%	7.7%
Food security	8.7%	8.7%
Climate change	4.9%	3.1%
Information and communications technology*	17.4%	6.7%
Trade and exports*	6.5%	0.5%
Equality of opportunity	1.1%	2.6%
Law and justice*	13.6%	5.1%
Local governance and institutions	4.9%	5.6%
Regulatory framework	0.0%	0.0%
Communicable/non-communicable diseases	2.2%	1.0%
Natural resource management*	4.9%	1.0%
Poverty reduction	12.0%	14.9%
Anti-corruption*	7.6%	16.4%
Disaster management	0.5%	0.0%

*Significantly different between collaborators and non-collaborators

To what extent do you agree with the following statements about the World Bank Group's work in Guinea?

(1-Strongly disagree, 10-Strongly agree)

	Collaborating with the WBG			Not collaborating with the WBG		
	N	Mean	SD	N	Mean	SD
Overall the World Bank Group currently plays a relevant role in development in Guinea	177	6.50	2.05	173	6.71	2.16
The World Bank Group's work is aligned with what I consider the development priorities for Guinea	168	6.36	1.98	142	6.36	2.37

**B. Overall Attitudes toward the World Bank Group (continued)**

To what extent is the World Bank Group an effective development partner in Guinea, in terms of each of the following?

(1-To no degree at all, 10-To a very significant degree)

	Collaborating with the WBG			Not collaborating with the WBG		
	N	Mean	SD	N	Mean	SD
Responsiveness to needs	149	5.71	1.84	116	5.55	2.23
Flexibility (in terms of the institution's products and services)	139	6.04	1.83	113	5.83	2.11
Flexibility (in terms of changing country circumstances)	137	6.09	2.05	120	6.29	2.15
Being inclusive	135	6.79	2.17	104	6.79	2.22
Openness (sharing data and other information)	150	6.57	1.94	130	6.70	2.19
Collaboration with the Government	171	7.30	2.06	177	7.59	1.92
The speed in which it gets things accomplished on the ground	160	6.36	1.87	112	6.29	2.12
Ease of access to the people at the World Bank Group who are making decisions important to my work*	146	5.72	2.17	108	5.09	2.31
Collaboration with civil society	160	5.71	1.91	139	5.56	2.32
Collaboration with the UN	126	6.88	1.98	98	7.39	2.11
Staff accessibility*	141	5.69	2.01	101	4.95	2.26
Collaboration with other donors and development partners*	145	6.59	2.10	106	7.38	2.16
Collaboration with the private sector	152	5.51	1.71	122	5.38	2.07
Straightforwardness and honesty*	143	6.97	2.03	105	7.54	2.29
Treating clients and stakeholders in Guinea with respect*	149	6.74	1.85	102	7.37	2.10
Being a long-term partner*	161	7.25	2.11	126	7.87	2.12

*Significantly different between collaborators and non-collaborators



C. World Bank Group's Effectiveness and Results

In your opinion, how IMPORTANT is it for the World Bank Group to be involved in the following areas of development in Guinea? (1-Not important at all, 10-Very important)

	Collaborating with the WBG			Not collaborating with the WBG		
	N	Mean	SD	N	Mean	SD
Crime and violence	151	7.41	2.21	155	7.62	2.37
Financial markets	140	7.50	1.72	132	7.60	1.81
Transport	153	8.12	1.63	164	8.43	1.61
Anti-corruption*	156	8.15	1.65	161	8.60	1.97
Regional conflict and tensions	140	7.26	2.05	130	6.75	2.41
Law and justice	157	8.22	1.70	160	8.20	2.04
Urban development	149	7.78	1.59	145	7.69	1.96
Environmental sustainability	150	7.85	1.61	148	7.87	1.70
Trade and exports*	143	7.42	1.79	130	6.72	2.23
Information and communications technology	153	7.86	1.65	156	8.11	1.89
Poverty reduction*	160	8.38	1.62	169	9.05	1.41
Gender equity*	143	7.37	1.75	125	6.79	2.18
Private sector development*	154	8.06	1.65	156	8.53	1.94
Foreign direct investment	142	7.69	1.61	136	7.81	1.97
Local governance and institutions	153	7.95	1.65	160	8.27	1.78
Water and sanitation*	153	8.00	1.67	159	8.68	1.41
Regulatory framework	140	7.42	1.62	121	7.12	2.03
Economic growth*	157	8.15	1.55	160	8.54	1.86
Energy*	160	8.10	1.75	166	8.86	1.53
Disaster management	143	7.40	1.86	132	7.55	2.25
Public sector governance/reform*	160	8.12	1.63	158	8.73	1.67
Job creation/employment*	159	8.13	1.84	163	8.63	2.00
Social cohesion	146	7.53	1.89	147	7.65	2.19
Communicable/non-communicable diseases	151	7.68	1.57	147	7.88	1.95
Equality of opportunity	147	7.41	1.71	143	7.72	2.08
Social protection	145	7.38	1.66	146	7.51	2.36
Rural development	163	8.31	1.55	167	8.44	1.84
Global/regional integration	142	7.42	1.72	116	7.19	1.94
Food security*	154	7.98	1.65	165	8.56	1.72
Natural resource management	147	7.67	1.69	128	7.46	2.21
Security/stabilization/reconstruction	145	7.62	1.59	139	7.74	1.83
Health*	159	8.27	1.50	161	8.71	1.46
Climate change	150	7.91	1.62	152	8.17	1.80
Agricultural development*	164	8.45	1.51	172	8.89	1.55
Education*	163	8.56	1.42	173	9.12	1.29

*Significantly different between collaborators and non-collaborators

**C. World Bank Group's Effectiveness and Results (continued)**

How EFFECTIVE do you believe the World Bank Group is in terms of the work it does in the following areas of development in Guinea? (1-Not effective at all, 10-Very effective)

	Collaborating with the WBG			Not collaborating with the WBG		
	N	Mean	SD	N	Mean	SD
Gender equity	89	4.94	1.96	73	4.82	2.02
Information and communications technology	131	6.56	1.99	118	6.69	2.24
Transport*	127	5.43	2.14	125	6.32	2.51
Urban development	124	5.69	1.75	95	5.97	2.32
Environmental sustainability	126	5.80	1.57	99	6.23	2.03
Regulatory framework	114	5.96	1.65	67	5.78	2.18
Poverty reduction*	149	6.30	2.37	148	6.91	2.35
Private sector development*	133	5.44	1.93	117	6.09	2.06
Local governance and institutions	134	6.07	2.02	117	6.32	2.12
Water and sanitation*	137	5.85	1.97	145	6.79	2.10
Economic growth*	143	5.80	2.30	139	6.86	2.44
Health*	145	6.70	1.99	127	7.32	1.91
Public sector governance/reform*	143	6.31	1.89	143	7.03	1.91
Job creation/employment	133	5.18	2.16	120	5.26	2.63
Financial markets*	108	5.31	1.65	72	6.39	2.04
Energy*	136	6.02	1.87	113	6.61	2.31
Rural development*	139	5.91	1.90	117	6.47	2.23
Global/regional integration*	111	5.62	1.55	72	6.32	1.93
Food security*	133	5.94	1.79	106	6.57	2.21
Education*	153	6.47	2.06	143	7.24	2.09
Social protection	116	5.76	1.68	83	5.76	2.05
Agricultural development*	150	6.42	2.06	135	6.99	2.11
Natural resource management	127	5.72	1.82	87	6.13	2.05

*Significantly different between collaborators and non-collaborators

	Collaborating with the WBG			Not collaborating with the WBG		
	N	Mean	SD	N	Mean	SD
To what extent does the World Bank Group's work help to achieve development results in Guinea?	178	6.65	1.98	169	6.82	1.92

(1-To no degree at all, 10-To a very significant degree)

	Collaborating with the WBG			Not collaborating with the WBG		
	N	Mean	SD	N	Mean	SD
To what extent does the World Bank Group help to build/strengthen existing country systems in Guinea?	161	6.49	1.93	142	6.71	2.03

(1-To no degree at all, 10-To a very significant degree)

To what extent do you agree with the following statements about the World Bank Group in Guinea?

(1-Strongly disagree, 10-Strongly agree)

	Collaborating with the WBG			Not collaborating with the WBG		
	N	Mean	SD	N	Mean	SD
The World Bank Group's financial instruments meet the needs of Guinea	170	6.16	2.08	156	6.39	2.14
The World Bank Group meets Guinea's needs for knowledge services	156	6.15	1.81	147	6.46	2.22

**C. World Bank Group's Effectiveness and Results (continued)**

	Collaborating with the WBG			Not collaborating with the WBG		
	N	Mean	SD	N	Mean	SD
To what extent do you believe the World Bank Group measures and corrects its work in real time in Guinea?	146	6.55	1.77	118	6.34	1.99

(1-To no degree at all, 10-To a very significant degree)

D. The World Bank Group's Knowledge Work and Activities

In Guinea, to what extent do you believe that the World Bank Group's knowledge work and activities:

(1-To no degree at all, 10-To a very significant degree)

	Collaborating with the WBG			Not collaborating with the WBG		
	N	Mean	SD	N	Mean	SD
Are timely*	159	6.45	1.86	135	7.11	1.80
Include appropriate level of stakeholder involvement during preparation	149	6.00	1.85	110	6.41	2.00
Lead to practical solutions	149	5.81	1.73	119	6.15	2.02
Are accessible (well written and easy to understand)	155	6.17	1.91	114	6.17	1.97
Are source of relevant information on global good practices*	157	6.43	1.84	107	6.91	1.94
Are adequately disseminated	139	5.54	1.96	111	5.18	2.28
Are translated enough into local language*	129	4.60	2.48	116	3.18	2.43
Are adaptable to Guinea's specific development challenges and country circumstances	161	6.08	1.86	125	6.50	2.07

*Significantly different between collaborators and non-collaborators

	Collaborating with the WBG			Not collaborating with the WBG		
	N	Mean	SD	N	Mean	SD
Overall, how significant a contribution do you believe the World Bank Group's knowledge work and activities make to development results in your country?	171	6.90	1.77	160	7.07	1.99
Overall, how would you rate the technical quality of the World Bank Group's knowledge work and activities?	173	7.12	1.75	153	6.75	2.08

(1-Not significant at all, 10-Very significant; 1-Very low technical quality, 10-Very high technical quality)

E. Working with the World Bank Group

To what extent do you agree/disagree with the following statements? (1-Strongly disagree, 10-Strongly agree)

	Collaborating with the WBG			Not collaborating with the WBG		
	N	Mean	SD	N	Mean	SD
The World Bank Group disburses funds promptly	128	4.59	2.57	109	4.07	2.57
The World Bank Group effectively monitors and evaluates the projects and programs it supports	175	7.67	2.02	154	8.08	1.88
The World Bank Group's approvals and reviews are done in a timely fashion	153	5.92	1.86	115	5.97	2.48
The World Bank Group's "Safeguard Policy" requirements are reasonable	135	6.35	1.79	88	6.47	2.38
The World Bank Group's conditions on its lending are reasonable	145	5.86	1.95	98	5.58	2.32
The World Bank Group takes decisions quickly in Guinea*	152	5.67	2.07	111	4.77	2.16
Working with the World Bank Group increases Guinea's institutional capacity*	167	6.68	1.92	151	7.30	2.07
Where country systems are adequate, the World Bank Group makes appropriate use of them*	147	6.61	1.93	123	7.40	2.10
The World Bank Group provides effective implementation support*	164	6.71	2.01	133	7.23	1.93

*Significantly different between collaborators and non-collaborators

**E. Working with the World Bank Group (continued)**

	Collaborating with the WBG			Not collaborating with the WBG		
	N	Mean	SD	N	Mean	SD
To what extent do you believe that the World Bank Group's work helps to find solutions that promote private public partnerships in Guinea?	162	6.38	2.00	153	6.35	2.04

(1-To no degree at all, 10-To a very significant degree)

	Collaborating with the WBG			Not collaborating with the WBG		
	N	Mean	SD	N	Mean	SD
To what extent do you believe the World Bank Group is adequately staffed in Guinea?*	103	5.50	2.03	89	4.82	1.96

(1-To no degree at all, 10-To a very significant degree) *Significantly different between collaborators and non-collaborators

To what extent do you agree with the following statements related to the World Bank Group's work in response to the Ebola outbreak in Guinea since March 2014? (1-Strongly disagree, 10-Strongly agree)

	Collaborating with the WBG			Not collaborating with the WBG		
	N	Mean	SD	N	Mean	SD
The level of the World Bank Group's grant financing in response to the Ebola outbreak in Guinea was appropriate.*	157	7.37	1.90	155	7.82	1.86
The World Bank Group's grant financing in response to the Ebola outbreak was done at the appropriate speed.	153	7.12	1.93	125	7.29	2.21
The World Bank Group's grant financing in response to the Ebola outbreak in Guinea was flexible to address complex challenges in changing environment.	147	7.18	2.03	123	7.44	2.14
The World Bank Group's grant financing in response to the Ebola outbreak in Guinea enabled the government to own and manage responses, rather than creating parallel structure.	153	7.28	2.03	131	7.31	2.28
The World Bank Group's work in response to the Ebola outbreak helped engender institutional change to improve health care service management and response in Guinea.	158	7.09	2.16	137	7.56	2.01
The World Bank Group's work helped to build institutional capacity for future outbreaks of pandemics and epidemics.	161	7.37	2.05	142	7.75	2.00
The World Bank Group role as convener and facilitator of other donors was very effective in response to last year's Ebola crisis.	162	7.49	2.02	156	7.89	1.96

*Significantly different between collaborators and non-collaborators

G. Communication and Information Sharing

Please rate how much you agree with the following statements. (1-Strongly disagree, 10-Strongly agree)

	Collaborating with the WBG			Not collaborating with the WBG		
	N	Mean	SD	N	Mean	SD
I find the World Bank Group's websites easy to navigate	138	6.71	1.59	72	6.29	1.95
I find the information on the World Bank Group's websites useful	139	6.94	1.67	64	6.66	1.94
The World Bank Group's social media channels are valuable sources of information about the institution	71	7.01	1.96	44	6.98	2.50
When I need information from the World Bank Group I know how to find it*	140	6.71	2.10	74	5.70	2.53
The World Bank Group is responsive to my information requests and inquiries*	88	6.15	2.40	40	4.55	2.66

*Significantly different between collaborators and non-collaborators



Appendix E: Responses to Selected Questions by Year¹⁹

All data presented in this appendix are weighted. As a result, means of the FY 2016 data and the total number of respondents indicated will be slightly different from the aggregated responses in Appendix A. Similarly, responses from FY 2013 respondents and the total number of respondents indicated may differ from those reported in the FY 2013 COS report.

- FY 2013 Number of comparable respondents = 370 • FY 2016 Number of comparable respondents = 383

By weighting, the FY 2013 and FY 2016 samples have the same stakeholder composition and thus are comparable. The weighted percentage of a stakeholder group is determined by the extent to which the World Bank Group interacts with them in the country and the percentage this group usually makes up in the past aggregated annual global data. The weighted stakeholder breakdown is presented below:

Percentage of Respondents	FY 2013	FY 2016
Office of the President/Prime Minister/Minister	4.0%	4.0%
Office of Parliamentarian	3.0%	3.0%
Government institutions	28.0%	28.0%
Local Government	5.0%	5.0%
Bilateral/multilateral agencies	2.0%	2.0%
Civil society	38.0%	38.0%
Private sector	12.0%	12.0%
Academia	2.0%	2.0%
Media	6.0%	6.0%

A. General Issues facing Guinea

In general, would you say that Guinea is headed in...?*

Percentage of Respondents	FY 2013	FY 2016
The right direction	72.5%	52.0%
The wrong direction	5.9%	23.8%
Not sure	21.6%	24.3%

**Significantly different between FY2016 and FY2013*

B. Overall Attitudes toward the World Bank Group

	FY 2013			FY 2016		
	N	Mean	SD	N	Mean	SD
How familiar are you with the work of the World Bank Group in Guinea?*	360	5.66	2.40	381	6.06	2.19

*(1-Not familiar at all, 10-Extremely familiar) *Significantly different between FY2016 and FY2013*

	FY 2013			FY 2016		
	N	Mean	SD	N	Mean	SD
Overall, please rate your impression of the World Bank Group's effectiveness in Guinea.	322	6.52	2.30	344	6.78	1.95

(1-Not effective at all, 10-Very effective)

	FY 2013			FY 2016		
	N	Mean	SD	N	Mean	SD
To what extent do you believe the World Bank Group's staff is well prepared to help Guinea solve its most complicated development challenges?	313	6.94	2.31	321	6.95	1.94

(1-To no degree at all, 10-To a very significant degree)

¹⁹ Only those questions that were asked in the FY '13 and FY '16 country opinion surveys, with similar response scales/options, are presented.

**B. Overall Attitudes toward the World Bank Group (continued)**

To what extent do you agree with the following statements about the World Bank Group's work in Guinea?

(1-Strongly disagree, 10-Strongly agree)

	FY 2013			FY 2016		
	N	Mean	SD	N	Mean	SD
Overall the World Bank Group currently plays a relevant role in development in Guinea*	326	7.53	2.28	353	6.62	2.10
The World Bank Group's work is aligned with what I consider the development priorities for Guinea*	308	7.02	2.45	312	6.35	2.19

*Significantly different between FY2016 and FY2013

To what extent is the World Bank Group an effective development partner in Guinea, in terms of each of the following?

(1-To no degree at all, 10-To a very significant degree)

	FY 2013			FY 2016		
	N	Mean	SD	N	Mean	SD
Responsiveness to needs	231	5.81	2.22	267	5.65	2.02
Flexibility (in terms of the institution's products and services)	237	5.96	2.30	254	5.96	1.95
Flexibility (in terms of changing country circumstances)	248	6.27	2.35	259	6.22	2.08
Being inclusive	221	6.44	2.13	240	6.79	2.19
Openness (sharing data and other information)	246	6.59	2.35	282	6.65	2.06
Collaboration with the Government*	285	8.06	1.88	350	7.47	1.99
The speed in which it gets things accomplished on the ground				274	6.34	1.97
Ease of access to the people at the World Bank Group who are making decisions important to my work				256	5.46	2.26
Collaboration with civil society				301	5.64	2.11
Collaboration with the UN				225	7.15	2.04
Staff accessibility*	235	5.94	2.47	244	5.36	2.15
Collaboration with other donors and development partners*	217	7.56	2.17	251	6.98	2.15
Collaboration with the private sector				276	5.47	1.89
Straightforwardness and honesty	232	7.36	2.28	249	7.25	2.15
Treating clients and stakeholders in Guinea with respect	251	7.37	2.23	252	7.03	1.97
Being a long-term partner				288	7.55	2.12

*Significantly different between FY2016 and FY2013



C. World Bank Group's Effectiveness and Results

How EFFECTIVE do you believe the World Bank Group is in terms of the work it does in the following areas of development in Guinea? (1-Not effective at all, 10-Very effective)

	FY 2013			FY 2016		
	N	Mean	SD	N	Mean	SD
Gender equity*	232	5.40	2.37	161	4.89	1.99
Information and communications technology*	245	5.70	2.49	249	6.64	2.10
Transport	284	6.26	2.50	254	5.92	2.39
Urban development*	275	6.41	2.32	218	5.81	2.04
Environmental sustainability	248	6.06	2.38	226	6.05	1.80
Regulatory framework	214	6.16	2.33	182	5.89	1.87
Poverty reduction	315	6.94	2.27	300	6.64	2.36
Private sector development	263	5.44	2.51	251	5.79	2.01
Local governance and institutions	269	6.50	2.36	252	6.21	2.07
Water and sanitation	290	6.51	2.32	284	6.36	2.09
Economic growth	261	6.34	2.35	285	6.35	2.42
Health	284	7.07	2.16	273	6.99	1.98
Public sector governance/reform	290	6.75	2.34	287	6.70	1.93
Job creation/employment	253	5.15	2.53	254	5.23	2.40
Financial markets	211	5.80	2.46	182	5.75	1.92
Energy	275	6.07	2.50	251	6.34	2.10
Rural development*	297	6.81	2.27	258	6.19	2.09
Global/regional integration	212	6.14	2.49	184	5.89	1.77
Food security	274	6.54	2.48	241	6.25	2.02
Education*	308	7.21	2.18	298	6.87	2.10
Social protection*	213	4.86	2.60	201	5.73	1.87
Agricultural development	292	6.67	2.39	286	6.71	2.11
Natural resource management	234	5.71	2.54	216	5.88	1.93

*Significantly different between FY2016 and FY2013

	FY 2013			FY 2016		
	N	Mean	SD	N	Mean	SD
To what extent does the World Bank Group's work help to achieve development results in Guinea?	326	6.67	2.21	348	6.75	1.94
To what extent does the World Bank Group help to build/strengthen existing country systems in Guinea?	295	6.70	2.21	304	6.62	1.95

(1-To no degree at all, 10-To a very significant degree)

To what extent do you agree with the following statements about the World Bank Group in Guinea?

(1-Strongly disagree, 10-Strongly agree)

	FY 2013			FY 2016		
	N	Mean	SD	N	Mean	SD
The World Bank Group's financial instruments meet the needs of Guinea*	283	6.66	2.28	327	6.30	2.10
The World Bank Group meets Guinea's needs for knowledge services	276	6.27	2.49	305	6.35	2.02

*Significantly different between FY2016 and FY2013

**D. The World Bank Group's Knowledge Work and Activities****How frequently do you consult World Bank Group's knowledge work and activities in the work you do?***

Percentage of Respondents	FY 2013	FY 2016
Weekly	3.0%	5.5%
Monthly	15.9%	29.4%
A few times a year	32.3%	31.8%
Rarely	35.9%	25.3%
Never	12.9%	8.1%

*Significantly different between FY2016 and FY2013

In Guinea, to what extent do you believe that the World Bank Group's knowledge work and activities:

(1-To no degree at all, 10-To a very significant degree)

	FY 2013			FY 2016		
	N	Mean	SD	N	Mean	SD
Are timely*	263	7.18	2.24	295	6.79	1.84
Include appropriate level of stakeholder involvement during preparation*	260	6.58	2.36	261	6.17	1.91
Lead to practical solutions				270	5.99	1.88
Are accessible (well written and easy to understand)*	255	6.82	2.26	271	6.19	1.94
Are source of relevant information on global good practices*	272	7.61	2.08	266	6.67	1.90
Are adequately disseminated	263	5.71	2.63	254	5.39	2.12
Are translated enough into local language*	249	6.01	2.59	247	3.88	2.54
Are adaptable to Guinea's specific development challenges and country circumstances*	274	7.16	2.07	288	6.28	1.96

*Significantly different between FY2016 and FY2013

	FY 2013			FY 2016		
	N	Mean	SD	N	Mean	SD
Overall, how significant a contribution do you believe the World Bank Group's knowledge work and activities make to development results in your country?*	314	7.61	2.07	332	7.00	1.87
Overall, how would you rate the technical quality of the World Bank Group's knowledge work and activities?*	309	7.30	2.03	327	6.96	1.92

(1-Not significant at all, 10-Very significant; 1-Very low technical quality, 10-Very high technical quality)

*Significantly different between FY2016 and FY2013

**E. Working with the World Bank Group**

To what extent do you agree/disagree with the following statements? (1-Strongly disagree, 10-Strongly agree)

	FY 2013			FY 2016		
	N	Mean	SD	N	Mean	SD
The World Bank Group disburses funds promptly*	262	3.55	2.42	240	4.33	2.57
The World Bank Group effectively monitors and evaluates the projects and programs it supports	307	7.57	2.35	331	7.87	1.96
The World Bank Group's approvals and reviews are done in a timely fashion*	262	7.23	2.31	270	5.95	2.14
The World Bank Group's "Safeguard Policy" requirements are reasonable	221	6.71	2.25	224	6.40	2.05
The World Bank Group's conditions on its lending are reasonable*	260	6.63	2.34	245	5.74	2.11
The World Bank Group takes decisions quickly in Guinea				264	5.30	2.17
Working with the World Bank Group increases Guinea's institutional capacity*	311	7.71	2.08	321	7.01	2.01
Where country systems are adequate, the World Bank Group makes appropriate use of them*	249	7.76	1.86	271	7.00	2.06
The World Bank Group provides effective implementation support*	285	7.40	2.21	298	6.97	1.98

*Significantly different between FY2016 and FY2013

	FY 2013			FY 2016		
	N	Mean	SD	N	Mean	SD
To what extent do you believe the World Bank Group is adequately staffed in Guinea?	214	5.38	2.30	192	5.18	2.01

(1-To no degree at all, 10-To a very significant degree)

G. Communication and Information Sharing

Are you aware of the World Bank Group's Access to Information Policies under which the WBG discloses any information in its possession that is not a list of exceptions?*

Percentage of Respondents	FY 2013	FY 2016
Yes	11.3%	21.0%
No	88.7%	79.0%

*Significantly different between FY2016 and FY2013

Have you requested information from the World Bank Group on its activities in the past year?

Percentage of Respondents	FY 2013	FY 2016
Yes	19.1%	18.2%
No	80.9%	81.8%

Were you able to obtain this information?

Percentage of Respondents	FY 2013	FY 2016
Yes	82.9%	74.6%
No	17.1%	25.4%

Do you have access to the Internet?*

Percentage of Respondents	FY 2013	FY 2016
Yes	72.7%	97.6%
No	27.3%	2.4%

*Significantly different between FY2016 and FY2013

**G. Communication and Information Sharing (continued)****Do you use/have used the World Bank Group website?***

Percentage of Respondents	FY 2013	FY 2016
Yes	31.2%	58.3%
No	68.8%	41.7%

Significantly different between FY2016 and FY2013*Which Internet connection do you use primarily when visiting a World Bank Group website?***

Percentage of Respondents	FY 2013	FY 2016
High speed/WiFi	47.9%	71.3%
Dial-up	52.1%	28.7%

Significantly different between FY2016 and FY2013*Please rate how much you agree with the following statements. (1-Strongly disagree, 10-Strongly agree)**

	FY 2013			FY 2016		
	N	Mean	SD	N	Mean	SD
I find the World Bank Group's websites easy to navigate	88	6.74	2.90	211	6.58	1.75
I find the information on the World Bank Group's websites useful	87	7.19	2.69	202	6.89	1.77
When I need information from the World Bank Group I know how to find it*	137	5.67	3.04	215	6.34	2.33
The World Bank Group is responsive to my information requests and inquiries	134	5.66	2.90	129	5.61	2.63

**Significantly different between FY2016 and FY2013*



Appendix F: Indicator Questions as a Function of Exposure to the World Bank Group

Indicator Question	Currently, do you professionally collaborate/work with the World Bank Group in your country?		Which of the following describes most of your exposure to the World Bank Group in Guinea? (Choose no more than TWO)									
	Not collaborating with the WBG	Collaborating with the WBG	Observer		Use WBG reports/data		Engage in WBG activities		Collaborate		Use WBG website	
			No Mean	Yes Mean	No Mean	Yes Mean	No Mean	Yes Mean	No Mean	Yes Mean	No Mean	Yes Mean
Overall, please rate your impression of the World Bank Group's effectiveness in Guinea	6.78	6.77	6.72	6.80	6.69	7.01	6.79	6.69	6.58	7.21	6.77	6.72
Overall the World Bank Group currently plays a relevant role in development in Guinea	6.71	6.50	6.41	6.76	6.54	6.74	6.71	6.34	6.41	6.98	6.63	6.42
The World Bank Group's work is aligned with what I consider the development priorities for Guinea	6.36	6.36	6.21	6.45	6.31	6.32	6.41	6.16	5.98	7.03	6.40	6.01
Responsiveness to needs	5.55	5.71	5.58	5.65	5.77	4.92	5.54	5.73	5.31	6.27	5.67	5.42
Flexibility (in terms of the institution's products and services)	5.83	6.04	5.69	6.23	6.04	5.46	5.95	5.87	5.79	6.23	5.87	6.05
Flexibility (in terms of changing country circumstances)	6.29	6.09	5.91	6.53	6.13	6.29	6.32	5.90	6.07	6.39	6.14	6.25
Being inclusive	6.79	6.79	6.43	7.17	6.72	6.91	6.85	6.58	6.55	7.22	6.86	6.41
Openness (sharing data and other information)	6.70	6.57	6.52	6.72	6.49	7.04	6.76	6.35	6.42	7.09	6.58	6.68
Collaboration with the Government	7.59	7.30	7.19	7.71	7.36	7.79	7.55	7.24	7.31	7.77	7.39	7.59
The speed in which it gets things accomplished on the ground	6.29	6.36	6.17	6.48	6.31	6.23	6.29	6.30	6.11	6.72	6.39	5.97
Ease of access to the people at the World Bank Group who are making decisions important to my work	5.09	5.72	5.48	5.30	5.53	4.91	5.42	5.41	5.16	6.03	5.44	5.34
Collaboration with civil society	5.56	5.71	5.79	5.46	5.64	5.64	5.59	5.73	5.45	6.15	5.64	5.64
Collaboration with the UN	7.39	6.88	6.87	7.40	6.86	8.10	7.04	7.15	7.05	7.20	7.14	6.91
Staff accessibility	4.95	5.69	5.51	5.18	5.41	5.31	5.32	5.48	5.11	6.16	5.46	5.16
Collaboration with other donors and development partners	7.38	6.59	6.81	7.06	6.71	7.72	6.95	6.85	6.71	7.41	6.96	6.74
Collaboration with the private sector	5.38	5.51	5.52	5.42	5.50	5.37	5.63	5.21	5.24	6.14	5.44	5.58
Straightforwardness and honesty	7.54	6.97	7.04	7.40	7.12	7.50	7.25	7.09	6.98	7.69	7.22	7.10
Treating clients and stakeholders in Guinea with respect	7.37	6.74	6.73	7.43	6.94	7.34	7.18	6.76	6.73	7.63	7.03	6.93
Being a long-term partner	7.87	7.25	7.36	7.70	7.36	8.09	7.57	7.40	7.26	8.07	7.55	7.37
To what extent does the World Bank Group's work help to achieve development results in Guinea?	6.82	6.65	6.69	6.73	6.63	7.06	6.75	6.64	6.61	6.95	6.74	6.61
To what extent does the World Bank Group help to build/strengthen existing country systems (e.g., procurement, financial management, etc.) in Guinea?	6.71	6.49	6.52	6.56	6.38	7.16	6.60	6.44	6.33	7.05	6.66	6.16
The World Bank Group's financial instruments (i.e., investment lending, Development Policy Loan, Trust Funds, etc.) meet the needs of Guinea	6.39	6.16	6.13	6.41	6.18	6.57	6.36	6.08	6.14	6.55	6.31	6.08
The World Bank Group meets Guinea's needs for knowledge services (e.g., research, analysis, data, technical assistance)	6.46	6.15	6.04	6.58	6.18	6.67	6.40	6.07	6.17	6.54	6.37	5.97
The World Bank Group's knowledge work and activities are adaptable to Guinea's specific development challenges and country circumstances	6.50	6.08	6.25	6.23	6.22	6.33	6.38	6.03	6.07	6.65	6.23	6.28
Overall, how significant a contribution do you believe the World Bank Group's knowledge work and activities make to development results in your country?	7.07	6.90	6.89	7.06	6.86	7.44	7.10	6.74	6.87	7.20	7.00	6.84
Overall, how would you rate the technical quality of the World Bank Group's knowledge work and activities?	6.75	7.12	7.15	6.72	6.76	7.73	7.06	6.77	6.83	7.26	6.93	7.02
The World Bank Group takes decisions quickly in Guinea	4.77	5.67	5.54	4.98	5.33	5.29	5.28	5.39	5.15	5.76	5.31	5.36
Where country systems (e.g., procurement, financial management, etc.) are adequate, the World Bank Group makes appropriate use of them	7.40	6.61	6.92	7.03	6.82	7.54	7.12	6.72	6.72	7.55	7.02	6.78

Yellow highlight indicates significant difference between Yes and No means.



Appendix G: Guinea FY 2016 Questionnaire



World Bank Group Country Survey FY16 – Guinea

The World Bank Group is interested in gauging the views of clients and partners who are either involved in development in Guinea or who observe activities related to social and economic development. The following survey will give the World Bank Group's team that works in Guinea, greater insight into how the Bank's work is perceived. This is one tool the World Bank Group uses to assess the views of its stakeholders, and to develop more effective strategies that support development in Guinea.

A local independent firm has been hired to oversee the logistics of this survey. This ensures anonymity and confidentiality. We hope you'll be candid.

Finally, the survey relates to the World Bank Group's work. The World Bank Group consists of IBRD, IDA, IFC, MIGA, and ICSID. When responding to the survey, please consider the area of the World Bank Group with which you are most familiar.

To complete the survey, please circle/check the response that most accurately reflects your opinion. If you prefer not to answer a question, please leave it blank. If you feel that you do not have an adequate amount of information on a subject, please check "Don't know".

PLEASE NOTE: IN SOME CASES THE SURVEY WILL ASK FOR A SPECIFIC NUMBER OF RESPONSES. PLEASE DO NOT CHOOSE ANY MORE THAN REQUESTED. IF MORE RESPONSES ARE CHOSEN, DATA CANNOT BE INCLUDED IN ANALYSIS.

SECTION A: GENERAL ISSUES FACING GUINEA

A1. In general would you say that Guinea is headed in ... ?	
1	The right direction
2	The wrong direction
3	Not sure

SECTION A: GENERAL ISSUES

A2. Listed below are a number of development priorities in Guinea.			
Please identify which of the following you consider the most important development priorities in Guinea? (Choose no more than THREE)			
1	Global/regional integration	19	Climate change (e.g., mitigation, adaptation)
2	Food security	20	Poverty reduction
3	Security/stabilization/reconstruction	21	Transport (e.g., roads, bridges, transportation)
4	Public sector governance/reform (i.e., government effectiveness, public financial management, public expenditure, fiscal system reform)	22	Social cohesion
5	Social protection (e.g., cash transfers, cash for work, pensions, targeted social assistance)	23	Education
6	Gender equity	24	Agricultural development
7	Private sector development	25	Trade and exports
8	Foreign direct investment	26	Crime and violence
9	Urban development	27	Anti-corruption
10	Energy	28	Law and justice (e.g., judicial system)
11	Regional conflict and tensions	29	Regulatory framework
12	Job creation/employment	30	Communicable/non-communicable diseases
13	Rural development	31	Local governance and institutions
14	Financial markets	32	Natural resource management (e.g., oil, gas, mining)
15	Water and sanitation	33	Economic growth
16	Environmental sustainability	34	Disaster management
17	Equality of opportunity (i.e., equity)	35	Information and communications technology
18	Health		

SECTION A: GENERAL ISSUES

A3. The World Bank Group has committed itself to twin goals: ending extreme poverty by 2030 and boosting shared prosperity. Poverty reduction is a broad term that encompasses work in many different areas.

Which THREE areas of development listed below do you believe would contribute most to reducing poverty in Guinea? (Choose no more than THREE)

1	Water and sanitation	18	Security/stabilization/reconstruction
2	Equality of opportunity (i.e., equity)	19	Anti-corruption
3	Rural development	20	Education
4	Climate change (e.g., mitigation, adaptation)	21	Foreign direct investment
5	Regional conflict and tensions	22	Energy
6	Global/regional integration	23	Public sector governance/reform (i.e., government effectiveness, public financial management, public expenditure, fiscal system reform)
7	Gender equity	24	Social cohesion
8	Economic growth	25	Private sector development
9	Urban development	26	Natural resource management (e.g., oil, gas, mining)
10	Regulatory framework	27	Environmental sustainability
11	Local governance and institutions	28	Health
12	Social protection (e.g., cash transfers, cash for work, pensions, targeted social assistance)	29	Agricultural development
13	Law and justice (e.g., judicial system)	30	Disaster management
14	Transport (e.g., roads, bridges, transportation)	31	Job creation/employment
15	Crime and violence	32	Financial markets
16	Communicable/non-communicable diseases	33	Trade and exports
17	Information and communications technology	34	Food security

SECTION A: GENERAL ISSUES

A4. The World Bank Group's "Shared Prosperity" goal captures two key elements, economic growth and equity. It will seek to foster income growth among the bottom 40 percent of a country's population. Improvement in the Shared Prosperity Indicator requires growth and well-being of the less well-off. When thinking about the idea of "shared prosperity" in your country, which of the following TWO best illustrate how this would be achieved in Guinea? (Choose no more than TWO)

1	Consistent economic growth
2	More reliable social safety net
3	Greater access to micro-finance for the poor
4	Greater voice and participation for citizens to help ensure greater accountability
5	Greater access to health and nutrition for citizens
6	Better entrepreneurial opportunities (i.e., to start small and medium sized businesses)
7	A growing middle class
8	Better opportunity for the poor who live in rural areas
9	Better opportunity for the poor who live in urban areas
10	Better employment opportunities for young people
11	Better employment opportunities for women
12	Greater equity of fiscal policy
13	Education and training that better ensure job opportunity
14	Better quality public services
15	Other (please specify): _____

A5. Do you think the gap between the rich and the poor is a very big problem, a moderately big problem, a small problem or not a problem at all in Guinea? (Select only ONE response)

1	A very big problem
2	A moderately big problem
3	A small problem
4	Not a problem at all
5	Don't know

A6. In your view, is global climate change a very serious problem, somewhat serious, not too serious, or not a problem? (Select only ONE response)

1	A very serious problem
2	A somewhat serious problem
3	Not too serious problem
4	Not a problem
5	Don't know

SECTION B: OVERALL ATTITUDES TOWARD THE WORLD BANK GROUP

B1. How familiar are you with the work of the World Bank Group in Guinea?									
1	2	3	4	5	6	7	8	9	10
Not familiar at all								Extremely familiar	

B2. Overall, please rate your impression of the World Bank Group's effectiveness in Guinea.										
1	2	3	4	5	6	7	8	9	10	<input type="checkbox"/>
Not effective at all								Very effective		Don't know

B3. To what extent do you believe the World Bank Group's staff is well prepared (e.g., skills and knowledge) to help Guinea solve its most complicated development challenges?										
1	2	3	4	5	6	7	8	9	10	<input type="checkbox"/>
To no degree at all								To a very significant degree		Don't know

B4. When thinking about how the World Bank Group can have the most impact on development results in Guinea, in which sectoral areas do you believe the World Bank Group should focus most of its resources (financial and knowledge services) in Guinea? (Choose no more than THREE)			
1	Health	19	Economic growth
2	Security/stabilization/reconstruction	20	Regional conflict and tensions
3	Crime and violence	21	Private sector development
4	Transport (e.g., roads, bridges, transportation)	22	Water and sanitation
5	Agricultural development	23	Food security
6	Global/regional integration	24	Climate change (e.g., mitigation, adaptation)
7	Job creation/employment	25	Information and communications technology
8	Public sector governance/reform (i.e., government effectiveness, public financial management, public expenditure, fiscal system reform)	26	Trade and exports
9	Social protection (e.g., cash transfers, cash for work, pensions, targeted social assistance)	27	Equality of opportunity (i.e., equity)
10	Rural development	28	Law and justice (e.g., judicial system)
11	Foreign direct investment	29	Local governance and institutions
12	Education	30	Regulatory framework
13	Energy	31	Communicable/non-communicable diseases
14	Social cohesion	32	Natural resource management (e.g., oil, gas, mining)
15	Gender equity	33	Poverty reduction
16	Financial markets	34	Anti-corruption
17	Urban development	35	Disaster management
18	Environmental sustainability		

**SECTION B: OVERALL ATTITUDES TOWARD THE WORLD BANK GROUP**

B5. When thinking about the World Bank Group's role, which activity do you believe is of greatest VALUE and which activity is of second greatest value in Guinea?

		Greatest Value (Choose only ONE)	Second Greatest Value (Choose only ONE)
1	Policy advice, studies, analyses	<input type="checkbox"/>	<input type="checkbox"/>
2	Data and statistics	<input type="checkbox"/>	<input type="checkbox"/>
3	Convening/facilitating	<input type="checkbox"/>	<input type="checkbox"/>
4	Financial resources	<input type="checkbox"/>	<input type="checkbox"/>
5	Capacity development	<input type="checkbox"/>	<input type="checkbox"/>
6	Technical assistance	<input type="checkbox"/>	<input type="checkbox"/>
7	Help to bring discipline/effective supervision to implementation of investment projects	<input type="checkbox"/>	<input type="checkbox"/>
8	Mobilizing third party financial resources	<input type="checkbox"/>	<input type="checkbox"/>
9	Donor coordination	<input type="checkbox"/>	<input type="checkbox"/>
10	Linkage to non-Bank expertise (e.g., South-South knowledge sharing)	<input type="checkbox"/>	<input type="checkbox"/>
11	Strategy formulation (e.g., PRSP assistance)	<input type="checkbox"/>	<input type="checkbox"/>
12	Other (please specify): _____	<input type="checkbox"/>	<input type="checkbox"/>

B6. Which of the following do you identify as the World Bank Group's greatest WEAKNESSES in its work in Guinea? (Choose no more than TWO)

1	Too influenced by developed countries
2	Not exploring alternative policy options
3	Not collaborating enough with stakeholders outside the Government
4	Its advice and strategies do not lend themselves to practical problem solving
5	Not enough public disclosure of its work
6	Arrogant in its approach
7	Not client focused
8	The credibility of its knowledge/data
9	World Bank Group's processes too complex
10	Not willing to honestly criticize policies and reform efforts in the country
11	Staff too inaccessible
12	Imposing technocratic solutions without regard to political realities
13	World Bank Group's processes too slow (e.g., too bureaucratic in its operational policies and procedures)
14	Not aligned with other donors' work
15	Not aligned with country priorities
16	Not adequately sensitive to political/social realities in Guinea
17	Not focused enough on issues that are unique to post-conflict countries
18	Inadequate number of World Bank Group staff members located in the country
19	Other (please specify): _____
20	Don't know

SECTION B: OVERALL ATTITUDES TOWARD THE WORLD BANK GROUP

B7. Which World Bank Group's instruments do you believe are the MOST effective in reducing poverty in Guinea? (Choose no more than TWO)

1	Trust Fund management
2	Knowledge products/services (analytical work, studies, surveys, etc.)
3	Capacity development
4	Technical assistance (advice, best practice, international experience, etc.)
5	Investment lending (financing specific projects)
6	Policy based lending / budget support to the Government
7	Multi-sectoral approaches
8	Co-financing arrangements (i.e., with other donors)
9	Sector-wide approaches
10	Emergency Recovery lending
11	Other (please specify): _____
12	Don't know

B8. To what extent do you believe that the World Bank Group's work and support help the poorest in Guinea? (Select only ONE response)

1	To a fully sufficient degree
2	To a somewhat sufficient degree
3	To a somewhat insufficient degree
4	To a very insufficient degree
5	Don't know

B9. In addition to the regular relations with the national government, which TWO of the following groups should the World Bank Group collaborate with more in your country? (Choose no more than TWO)

1	Parliament	9	Beneficiaries
2	Donor community	10	Foundations
3	Media	11	UN and regional peace keeping forces
4	Local Government	12	Emerging donors
5	Private sector	13	UN agencies
6	Academia/think tanks/research institutes	14	Regional organizations (e.g., ECOWAS, AU, MRU)
7	NGOs/Community Based Organizations (CBOs)	15	Other (please specify): _____
8	Youth/university groups	16	Don't know

**SECTION B: OVERALL ATTITUDES TOWARD THE WORLD BANK GROUP**

To what extent do you agree with the following statements about the World Bank Group's work in Guinea?

		Strongly disagree										Strongly agree	Don't know
		1	2	3	4	5	6	7	8	9	10		
B10	Overall the World Bank Group currently plays a relevant role in development in Guinea												<input type="checkbox"/>
B11	The World Bank Group's work is aligned with what I consider the development priorities for Guinea												<input type="checkbox"/>

To what extent is the World Bank Group an effective development partner in Guinea, in terms of each of the following?

		To no degree at all										To a very significant degree	Don't know
		1	2	3	4	5	6	7	8	9	10		
B12	Responsiveness to needs												<input type="checkbox"/>
B13	Flexibility (in terms of the institution's products and services)												<input type="checkbox"/>
B14	Flexibility (in terms of changing country circumstances)												<input type="checkbox"/>
B15	Being inclusive												<input type="checkbox"/>
B16	Openness (sharing data and other information)												<input type="checkbox"/>
B17	Collaboration with the Government												<input type="checkbox"/>
B18	The speed in which it gets things accomplished on the ground												<input type="checkbox"/>
B19	Ease of access to the people at the World Bank Group who are making decisions important to my work												<input type="checkbox"/>
B20	Collaboration with civil society												<input type="checkbox"/>
B21	Collaboration with the UN												<input type="checkbox"/>
B22	Staff accessibility												<input type="checkbox"/>
B23	Collaboration with other donors and development partners												<input type="checkbox"/>
B24	Collaboration with the private sector												<input type="checkbox"/>
B25	Straightforwardness and honesty												<input type="checkbox"/>
B26	Treating clients and stakeholders in Guinea with respect												<input type="checkbox"/>
B27	Being a long-term partner												<input type="checkbox"/>

B28. In the past year, have you seen more, less, or just about the same level of effective collaboration between the UN and the World Bank Group in your country? (Select only ONE response)

<input type="checkbox"/> More effective collaboration	<input type="checkbox"/> The same level of effective collaboration	<input type="checkbox"/> Less effective collaboration	<input type="checkbox"/> Don't know
---	--	---	-------------------------------------

SECTION B: OVERALL ATTITUDES TOWARD THE WORLD BANK GROUP

B29. When World Bank Group assisted reform efforts fail or are slow to take place, which THREE of the following would you attribute this to? (Choose no more than THREE)

1	The Government works inefficiently
2	Poor donor coordination
3	The World Bank Group is not sensitive enough to political/social realities on the ground
4	Lack of/inadequate levels of capacity in Government
5	There is not an adequate level of citizen/civil society participation
6	The World Bank Group works too slowly
7	The World Bank Group does not do adequate follow through/follow-up
8	Political pressures and obstacles
9	Reforms are not well thought out in light of country challenges
10	Ongoing conflict and instability
11	Inadequate funding
12	Other (please specify): _____

**SECTION C: WORLD BANK GROUP'S EFFECTIVENESS AND RESULTS**

C1. In your opinion, how IMPORTANT is it for the World Bank Group to be involved in the following areas of development in Guinea?													
		Not important at all										Very important	Don't know
		1	2	3	4	5	6	7	8	9	10		
1	Crime and violence	1	2	3	4	5	6	7	8	9	10	<input type="checkbox"/>	
2	Financial markets	1	2	3	4	5	6	7	8	9	10	<input type="checkbox"/>	
3	Transport (e.g., roads, bridges, transportation)	1	2	3	4	5	6	7	8	9	10	<input type="checkbox"/>	
4	Anti-corruption	1	2	3	4	5	6	7	8	9	10	<input type="checkbox"/>	
5	Regional conflict and tensions	1	2	3	4	5	6	7	8	9	10	<input type="checkbox"/>	
6	Law and justice (e.g., judicial system)	1	2	3	4	5	6	7	8	9	10	<input type="checkbox"/>	
7	Urban development	1	2	3	4	5	6	7	8	9	10	<input type="checkbox"/>	
8	Environmental sustainability	1	2	3	4	5	6	7	8	9	10	<input type="checkbox"/>	
9	Trade and exports	1	2	3	4	5	6	7	8	9	10	<input type="checkbox"/>	
10	Information and communications technology	1	2	3	4	5	6	7	8	9	10	<input type="checkbox"/>	
11	Poverty reduction	1	2	3	4	5	6	7	8	9	10	<input type="checkbox"/>	
12	Gender equity	1	2	3	4	5	6	7	8	9	10	<input type="checkbox"/>	
13	Private sector development	1	2	3	4	5	6	7	8	9	10	<input type="checkbox"/>	
14	Foreign direct investment	1	2	3	4	5	6	7	8	9	10	<input type="checkbox"/>	
15	Local governance and institutions	1	2	3	4	5	6	7	8	9	10	<input type="checkbox"/>	
16	Water and sanitation	1	2	3	4	5	6	7	8	9	10	<input type="checkbox"/>	
17	Regulatory framework	1	2	3	4	5	6	7	8	9	10	<input type="checkbox"/>	
18	Economic growth	1	2	3	4	5	6	7	8	9	10	<input type="checkbox"/>	
19	Energy	1	2	3	4	5	6	7	8	9	10	<input type="checkbox"/>	
20	Disaster management	1	2	3	4	5	6	7	8	9	10	<input type="checkbox"/>	
21	Public sector governance/reform (i.e., government effectiveness, public financial management, public expenditure, fiscal system reform)	1	2	3	4	5	6	7	8	9	10	<input type="checkbox"/>	
22	Job creation/employment	1	2	3	4	5	6	7	8	9	10	<input type="checkbox"/>	
23	Social cohesion	1	2	3	4	5	6	7	8	9	10	<input type="checkbox"/>	
24	Communicable/non-communicable diseases	1	2	3	4	5	6	7	8	9	10	<input type="checkbox"/>	
25	Equality of opportunity (i.e., equity)	1	2	3	4	5	6	7	8	9	10	<input type="checkbox"/>	
26	Social protection (e.g., cash transfers, cash for work, pensions, targeted social assistance)	1	2	3	4	5	6	7	8	9	10	<input type="checkbox"/>	
27	Rural development	1	2	3	4	5	6	7	8	9	10	<input type="checkbox"/>	
28	Global/regional integration	1	2	3	4	5	6	7	8	9	10	<input type="checkbox"/>	
29	Food security	1	2	3	4	5	6	7	8	9	10	<input type="checkbox"/>	
30	Natural resource management (e.g., oil, gas, mining)	1	2	3	4	5	6	7	8	9	10	<input type="checkbox"/>	
31	Security/stabilization/reconstruction	1	2	3	4	5	6	7	8	9	10	<input type="checkbox"/>	
32	Health	1	2	3	4	5	6	7	8	9	10	<input type="checkbox"/>	
33	Climate change (e.g., mitigation, adaptation)	1	2	3	4	5	6	7	8	9	10	<input type="checkbox"/>	
34	Agricultural development	1	2	3	4	5	6	7	8	9	10	<input type="checkbox"/>	
35	Education	1	2	3	4	5	6	7	8	9	10	<input type="checkbox"/>	

**SECTION C: WORLD BANK GROUP'S EFFECTIVENESS AND RESULTS**

C2. How EFFECTIVE do you believe the World Bank Group is in terms of the work it does in the following areas of development in Guinea? *(If you have NO exposure to/experience in working in any of the sectors listed below, please respond "Don't know")*

		Not effective at all										Very effective	Don't know
		1	2	3	4	5	6	7	8	9	10		
1	Gender equity	1	2	3	4	5	6	7	8	9	10		<input type="checkbox"/>
2	Information and communications technology	1	2	3	4	5	6	7	8	9	10		<input type="checkbox"/>
3	Transport (e.g., roads, bridges, transportation)	1	2	3	4	5	6	7	8	9	10		<input type="checkbox"/>
4	Urban development	1	2	3	4	5	6	7	8	9	10		<input type="checkbox"/>
5	Environmental sustainability	1	2	3	4	5	6	7	8	9	10		<input type="checkbox"/>
6	Regulatory framework	1	2	3	4	5	6	7	8	9	10		<input type="checkbox"/>
7	Poverty reduction	1	2	3	4	5	6	7	8	9	10		<input type="checkbox"/>
8	Private sector development	1	2	3	4	5	6	7	8	9	10		<input type="checkbox"/>
9	Local governance and institutions	1	2	3	4	5	6	7	8	9	10		<input type="checkbox"/>
10	Water and sanitation	1	2	3	4	5	6	7	8	9	10		<input type="checkbox"/>
11	Economic growth	1	2	3	4	5	6	7	8	9	10		<input type="checkbox"/>
12	Health	1	2	3	4	5	6	7	8	9	10		<input type="checkbox"/>
13	Public sector governance/reform (i.e., government effectiveness, public financial management, public expenditure, fiscal system reform)	1	2	3	4	5	6	7	8	9	10		<input type="checkbox"/>
14	Job creation/employment	1	2	3	4	5	6	7	8	9	10		<input type="checkbox"/>
15	Financial markets	1	2	3	4	5	6	7	8	9	10		<input type="checkbox"/>
16	Energy	1	2	3	4	5	6	7	8	9	10		<input type="checkbox"/>
17	Rural development	1	2	3	4	5	6	7	8	9	10		<input type="checkbox"/>
18	Global/regional integration	1	2	3	4	5	6	7	8	9	10		<input type="checkbox"/>
19	Food security	1	2	3	4	5	6	7	8	9	10		<input type="checkbox"/>
20	Education	1	2	3	4	5	6	7	8	9	10		<input type="checkbox"/>
21	Social protection (e.g., cash transfers, cash for work, pensions, targeted social assistance)	1	2	3	4	5	6	7	8	9	10		<input type="checkbox"/>
22	Agricultural development	1	2	3	4	5	6	7	8	9	10		<input type="checkbox"/>
23	Natural resource management (e.g., oil, gas, mining)	1	2	3	4	5	6	7	8	9	10		<input type="checkbox"/>

SECTION C: WORLD BANK GROUP'S EFFECTIVENESS AND RESULTS

C3. To what extent does the World Bank Group's work help to achieve development results in Guinea?											
1	2	3	4	5	6	7	8	9	10	<input type="checkbox"/>	
To no degree at all									To a very significant degree		Don't know

C4. To what extent does the World Bank Group help to build/strengthen existing country systems (e.g., procurement, financial management, etc.) in Guinea?											
1	2	3	4	5	6	7	8	9	10	<input type="checkbox"/>	
To no degree at all									To a very significant degree		Don't know

To what extent do you agree with the following statements about the World Bank Group in Guinea?													
		Strongly disagree										Strongly agree	Don't know
C5	The World Bank Group's financial instruments (i.e., investment lending, Development Policy Loan, Trust Funds, etc.) meet the needs of Guinea	1	2	3	4	5	6	7	8	9	10	<input type="checkbox"/>	
C6	The World Bank Group meets Guinea's needs for knowledge services (e.g., research, analysis, data, technical assistance)	1	2	3	4	5	6	7	8	9	10	<input type="checkbox"/>	

C7. To what extent do you believe the World Bank Group measures and corrects its work in real time in Guinea?											
1	2	3	4	5	6	7	8	9	10	<input type="checkbox"/>	
To no degree at all									To a very significant degree		Don't know

PLEASE NOTE: IN SOME CASES THE SURVEY WILL ASK FOR A SPECIFIC NUMBER OF RESPONSES. PLEASE DO NOT CHOOSE ANY MORE THAN REQUESTED. IF MORE RESPONSES ARE CHOSEN, DATA CANNOT BE INCLUDED IN ANALYSIS.



SECTION D: THE WORLD BANK GROUP'S KNOWLEDGE WORK AND ACTIVITIES (i.e., ANALYSIS, STUDIES, RESEARCH, DATA, REPORTS, CONFERENCES)

D1. How frequently do you consult World Bank Group's knowledge work and activities in the work you do?

1	Weekly
2	Monthly
3	A few times a year
4	Rarely
5	Never

In Guinea, to what extent do you believe that the World Bank Group's knowledge work and activities:

		To no degree at all										To a very significant degree	Don't know
		1	2	3	4	5	6	7	8	9	10		
D2	Are timely												<input type="checkbox"/>
D3	Include appropriate level of stakeholder involvement during preparation												<input type="checkbox"/>
D4	Lead to practical solutions												<input type="checkbox"/>
D5	Are accessible (well written and easy to understand)												<input type="checkbox"/>
D6	Are source of relevant information on global good practices												<input type="checkbox"/>
D7	Are adequately disseminated												<input type="checkbox"/>
D8	Are translated enough into local language												<input type="checkbox"/>
D9	Are adaptable to Guinea's specific development challenges and country circumstances												<input type="checkbox"/>

D10. Overall, how significant a contribution do you believe the World Bank Group's knowledge work and activities make to development results in your country?

1	2	3	4	5	6	7	8	9	10	<input type="checkbox"/>
Not significant at all									Very significant	Don't know

D11. Overall, how would you rate the technical quality of the World Bank Group's knowledge work and activities?

1	2	3	4	5	6	7	8	9	10	<input type="checkbox"/>
Very low technical quality									Very high technical quality	Don't know

**SECTION E: WORKING WITH THE WORLD BANK GROUP**

To what extent do you agree/disagree with the following statements?													
		Strongly disagree										Strongly agree	Don't know
E1	The World Bank Group disburses funds promptly	1	2	3	4	5	6	7	8	9	10	<input type="checkbox"/>	
E2	The World Bank Group effectively monitors and evaluates the projects and programs it supports	1	2	3	4	5	6	7	8	9	10	<input type="checkbox"/>	
E3	The World Bank Group's approvals and reviews are done in a timely fashion	1	2	3	4	5	6	7	8	9	10	<input type="checkbox"/>	
E4	The World Bank Group's "Safeguard Policy" requirements are reasonable	1	2	3	4	5	6	7	8	9	10	<input type="checkbox"/>	
E5	The World Bank Group's conditions on its lending are reasonable	1	2	3	4	5	6	7	8	9	10	<input type="checkbox"/>	
E6	The World Bank Group takes decisions quickly in Guinea	1	2	3	4	5	6	7	8	9	10	<input type="checkbox"/>	
E7	Working with the World Bank Group increases Guinea's institutional capacity	1	2	3	4	5	6	7	8	9	10	<input type="checkbox"/>	
E8	Where country systems (e.g., procurement, financial management, etc.) are adequate, the World Bank Group makes appropriate use of them	1	2	3	4	5	6	7	8	9	10	<input type="checkbox"/>	
E9	The World Bank Group provides effective implementation support (i.e., supervision of projects)	1	2	3	4	5	6	7	8	9	10	<input type="checkbox"/>	

E10. To what extent do you believe that the World Bank Group's work helps to find solutions that promote private public partnerships in Guinea?												
1	2	3	4	5	6	7	8	9	10	<input type="checkbox"/>		
To no degree at all									To a very significant degree	Don't know		

E11. Which of the following best describes the World Bank Group's support in Guinea? (Select only one response)	
1	The World Bank Group is sufficiently selective and focuses on the most important development challenges in Guinea
2	The World Bank Group is not sufficiently selective in Guinea, and it is involved in too many areas of development
3	Don't know

E12. To what extent do you believe the World Bank Group is adequately staffed in Guinea?												
1	2	3	4	5	6	7	8	9	10	<input type="checkbox"/>		
To no degree at all									To a very significant degree	Don't know		

SECTION E: WORKING WITH THE WORLD BANK GROUP ON EBOLA RESPONSE

To what extent do you agree with the following statements related to the World Bank Group's work in response to the Ebola outbreak in Guinea since March 2014?

		Strongly disagree										Strongly agree	Don't know
		1	2	3	4	5	6	7	8	9	10		
E13	The level of the World Bank Group's grant financing in response to the Ebola outbreak in Guinea was appropriate.	1	2	3	4	5	6	7	8	9	10		<input type="checkbox"/>
E14	The World Bank Group's grant financing in response to the Ebola outbreak was done at the appropriate speed.	1	2	3	4	5	6	7	8	9	10		<input type="checkbox"/>
E15	The World Bank Group's grant financing in response to the Ebola outbreak in Guinea was flexible to address complex challenges in changing environment.	1	2	3	4	5	6	7	8	9	10		<input type="checkbox"/>
E16	The World Bank Group's grant financing in response to the Ebola outbreak in Guinea enabled the government to own and manage responses, rather than creating parallel structure.	1	2	3	4	5	6	7	8	9	10		<input type="checkbox"/>
E17	The World Bank Group's work (advice, grant financing, etc.) in response to the Ebola outbreak helped engender institutional change to improve health care service management and response in Guinea.	1	2	3	4	5	6	7	8	9	10		<input type="checkbox"/>
E18	The World Bank Group's work (advice, grant financing, etc.) helped to build institutional capacity for future outbreaks of pandemics and epidemics.	1	2	3	4	5	6	7	8	9	10		<input type="checkbox"/>
E19	The World Bank Group role as convener and facilitator of other donors was very effective in response to last year's Ebola crisis.	1	2	3	4	5	6	7	8	9	10		<input type="checkbox"/>

E20. When considering the World Bank Group's Ebola crisis related work in Guinea, which of the following activities were most useful? (Choose no more than TWO)

1	Damage assessment (post-outbreak needs assessment)
2	Knowledge exchange
3	Mobilizing donor support
4	World Bank Group's grant financing
5	Institutional capacity building
6	Beneficiary targeting
7	Building country ownership
8	Other (please specify): _____

SECTION E: WORKING WITH THE WORLD BANK GROUP ON EBOLA RESPONSE

E21. Please answer the following questions:		(Choose no more than THREE for each column)	
		A. When considering post-Ebola recovery, which THREE areas below would benefit most from the World Bank Group playing a leading role among international partners in Guinea?	B. Which THREE areas below would benefit most from other donors in Guinea?
1	Health (e.g., rapid response to epidemics such as Ebola)	<input type="checkbox"/>	<input type="checkbox"/>
2	Education (e.g., increased quality of school education)	<input type="checkbox"/>	<input type="checkbox"/>
3	Social protection (e.g., social safety nets for the vulnerable, specifically in Ebola affected areas)	<input type="checkbox"/>	<input type="checkbox"/>
4	Private sector development	<input type="checkbox"/>	<input type="checkbox"/>
5	Water and sanitation (e.g., improved access to clean water, waste management)	<input type="checkbox"/>	<input type="checkbox"/>
6	Energy (e.g., increased power generation and access to electricity)	<input type="checkbox"/>	<input type="checkbox"/>
7	Governance (e.g., government effectiveness, good governance)	<input type="checkbox"/>	<input type="checkbox"/>

SECTION F: THE FUTURE ROLE OF THE WORLD BANK GROUP IN GUINEA

F1. Which of the following SHOULD the World Bank Group do to make itself of greater value in Guinea? (Choose no more than TWO)

1	Offer more innovative financial products
2	Ensure greater selectivity in its work
3	Provide more adequate data/knowledge/statistics/figures on Guinea's economy
4	Improve the competitiveness of its financing compared to markets (e.g., cost, timeliness, other terms)
5	Reach out more to groups outside of Government
6	Increase the level of capacity development in the country
7	Improve the quality of its experts as related to Guinea's specific challenges
8	Offer more innovative knowledge services
9	Collaborate more effectively with Government clients (e.g., national, state, local)
10	Work faster
11	Reduce the complexity of obtaining World Bank Group financing
12	Increase the level of World Bank Group staffing in Guinea's office
13	Other (please specify): _____

F2. When considering the combination of services that the World Bank Group offers in Guinea, and taking into account its limited level of resources, which ONE of the following do you believe the World Bank Group should offer more of in Guinea? (Select only ONE response)

1	Financial services
2	Knowledge products
3	Convening services
4	None of the above
5	The combination is appropriate for Guinea
6	Don't know

F3. What should the World Bank Group do to improve collaboration with the UN in the field? (Choose no more than THREE)

1	Organize more joint meetings and missions with the UN
2	Collaborate on analysis, assessments and planning, including on rapid assessments on emerging crisis and changing circumstances when both institutions are engaged
3	Develop joint or complementary projects with the UN, leveraging each organization's comparative advantages
4	Develop guidelines, framework and tools to facilitate operational cooperation and cross-financing
5	Share more information about the World Bank Group's activities, products, and knowledge.
6	Involve UN experts to a greater degree in World Bank Group activities
7	Other (please specify): _____

**SECTION G: COMMUNICATION AND INFORMATION SHARING****G1. How do you get most of your information about economic and social development issues in Guinea? (Choose no more than TWO)**

1	Social media (e.g., Facebook, blogs, Twitter, YouTube, Flickr)	6	International television
2	International newspapers	7	Local newspapers
3	Local radio	8	Internet
4	International radio	9	Periodicals
5	Local television	10	Other (please specify): _____

G2. How would you prefer to receive information from the World Bank Group? (Choose no more than TWO)

1	Direct contact with World Bank Group (i.e., face to face meetings/discussions)	5	World Bank Group's website
2	Mobile phones	6	Social media (e.g., Facebook, blogs, Twitter, YouTube, Flickr)
3	World Bank Group's seminars/workshops/conferences	7	e-Newsletters
4	World Bank Group's publications and other written materials	8	Other (please specify): _____

G3	Are you aware of the World Bank Group's Access to Information Policies under which the World Bank Group discloses any information in its possession that is not on a list of exceptions? (If YES please go to Question G4; if NO please go to G5)	Yes	No
-----------	---	------------	-----------

G4. If yes, from which of the following sources did you learn about the World Bank Group's Access to Information Policies? (Select only ONE response)

1	World Bank Group's seminars/workshops/conferences
2	World Bank Group's website
3	World Bank Group's e-Newsletters
4	News/Media
5	Colleagues/Friends/Peer organizations
6	Other (please specify): _____

G5	Have you requested information from the World Bank Group on its activities in the past year? (If YES please go to Question G6; if NO please go to G7)	Yes	No
G6	Were you able to obtain this information?	Yes	No
G7	Do you have access to the Internet?	Yes	No
G8	Do you use/have you used the World Bank Group website?	Yes	No
G9	Do you currently consult the World Bank Group social media sites (e.g., Facebook, blogs, Twitter, YouTube, and Flickr)?	Yes	No

SECTION G: COMMUNICATION AND INFORMATION SHARING

G10. Which Internet connection do you use primarily when visiting a World Bank Group website?

1	High speed/WiFi
2	Dial-up

Please rate how much you agree with the following statements.

		Strongly disagree										Strongly agree	Don't know
		1	2	3	4	5	6	7	8	9	10		
G11	I find the World Bank Group's websites easy to navigate. <i>(Only answer if you have used a World Bank Group website)</i>	1	2	3	4	5	6	7	8	9	10		<input type="checkbox"/>
G12	I find the information on the World Bank Group's websites useful. <i>(Only answer if you have used a World Bank Group website)</i>	1	2	3	4	5	6	7	8	9	10		<input type="checkbox"/>
G13	The World Bank Group's social media channels (e.g., blogs, Facebook, Twitter, YouTube, Flickr) are valuable sources of information about the institution	1	2	3	4	5	6	7	8	9	10		<input type="checkbox"/>
G14	When I need information from the World Bank Group I know how to find it (e.g., whom to call, where to reach them, etc.)	1	2	3	4	5	6	7	8	9	10		<input type="checkbox"/>
G15	The World Bank Group is responsive to my information requests and inquiries	1	2	3	4	5	6	7	8	9	10		<input type="checkbox"/>

**SECTION H: BACKGROUND INFORMATION**

H1. Which of the following best describes your current position? (Select only ONE response)			
1	Office of the President, Prime Minister	11	NGO/Community Based Organization
2	Office of Minister	12	Media (press, radio, TV, web, etc.)
3	Office of Parliamentarian	13	Independent Government Institution (i.e., Regulatory Agency, Central Bank/oversight institution)
4	Employee of a Ministry, Ministerial Department or Implementation Agency	14	Trade Union
5	Project Management Unit (PMU) overseeing implementation of project/ Consultant/Contractor working on World Bank Group supported project/program	15	Faith-Based Group
6	Local Government Office or Staff	16	Youth Group
7	Bilateral/Multilateral Agency	17	Academia/Research Institute/Think Tank
8	Private Sector Organization	18	Judiciary Branch
9	Private Foundation	19	Other (please specify): _____
10	Financial Sector/Private Bank		

H2. Please identify the primary specialization of your work. (Select only ONE response)			
1	Water	12	Gender
2	Social protection and labor	13	Transport and ICT
3	Fragility, conflict and violence	14	Urban, rural, and social development
4	Environment and natural resources	15	Governance
5	Public-private partnerships	16	Poverty
6	Education	17	Jobs
7	Health, nutrition, and population	18	Agriculture
8	Energy and extractives	19	Climate Change
9	Macroeconomics and fiscal management	20	Generalist (specialized in multiple sectors)
10	Trade and competitiveness	21	Other (please specify): _____
11	Finance and markets		

H3. Currently, do you professionally collaborate/work with the World Bank Group (IDA, IFC, or MIGA) in your country? (Select only ONE response)	
1	Yes
2	No

H4. Which of the following agencies of the World Bank Group do you primarily engage with in Guinea? (Select only ONE response)	
1	The World Bank (IDA)
2	The International Finance Corporation (IFC)
3	The Multilateral Investment Guarantee Agency (MIGA)
4	Other (please specify): _____

SECTION H: BACKGROUND INFORMATION**H5. Do your projects involve both the World Bank and the IFC?***(If YES please go to Question H6; If NO please go to H7)*

1 Yes

2 No

H6. If yes, what was your view of how the two institutions work together in Guinea?**(Select only ONE response)**

1 The two institutions work well together

2 The way the two institutions work together needs improvement

3 The two institutions do not work well together

4 Don't know

H7. Which of the following describes most of your exposure to the World Bank Group in Guinea?**(Choose no more than TWO)**

1 Observer (i.e., follow in media, discuss in informal conversations, etc.)

2 Use World Bank Group reports/data

3 Engage in World Bank Group related/sponsored events/activities

4 Collaborate as part of my professional duties

5 Use World Bank Group website for information, data, research, etc.

H8. What's your gender?

1 Female

2 Male

H9. Which best represents your geographic location?

1 Middle Guinea

2 Upper Guinea

3 Lower Guinea

4 Forest Guinea

Thank you for completing the survey!