

**THE FEDERAL DEMOCRATIC REPUBLIC OF ETHIOPIA
CENTRAL STATISTICAL AGENCY**

***AGRICULTURAL SAMPLE SURVEY
2014 / 2115 (2007 E.C.)***

(September – December, 2014)

VOLUME III

REPORT ON

FARM MANAGEMENT PRACTICES

(PRIVATE PEASANT HOLDINGS, MEHER SEASON)

**ADDIS ABABA
June, 2015**

TABLE OF CONTENTS

	Page
PART I	
INTRODUCTION AND OBJECTIVES OF THE SURVEY.....	1
1.1 Introduction	1
1.2 Objectives of the Survey.....	2
PART II	
SURVEY METHODOLOGY, DATA COLLECTION AND PROCESSING.....	3
2.1 Scope and Coverage of the Survey.....	3
2.2 Sampling Frame.....	3
2.3 Sample Design.....	4
2.4 Selection Scheme.....	4
2.5 Organization of Field Work.....	5
2.6 Training of Field Staff.....	5
2.7 Method of Data Collection.....	6
2.8 Data Processing.....	6
a) Editing, Coding and Verification.....	6
b) Data Entry, Cleaning and Tabulation.....	6
2.9 Concepts and Definitions.....	7
PART III	
SUMMARY OF SURVEY RESULTS.....	11
Farm Management Practices.....	11
3.1 Fertilizer Applied Area.....	11
3.2 Improved Seed Applied Area.....	12
3.3 Pesticide Applied Area.....	12
3.4 Irrigated Area.....	12
3.5 Extension Package Applied Area.....	13
Tables 1 – 1.10 Number of Holders, Inputs Applied Area.....	15
Tables 2 – 2.10 Number of holders Applying Inputs by Education Status.....	240
Tables 3 – 3.10 Number of Holders Reporting Damaged Crop Area.....	260
Tables 4 – 4.10 Number of Holders by Type of Farm Practice.....	286
Tables 5 – 9 Area Irrigated, Farm area Protected against Erosion, Holders reporting oxen shortage by Coping strategy and number of Oxen reported	324
Tables 10-10.10 Total Area and Crop Harvesting Frequency by Crop Type.....	345
Tables 11-11.10 Total Number of Plots by Sowing Type for Cereal Crops.....	356
APPENDIX I	
ESTIMATION PROCEDURES OF TOTALS.....	361
APPENDIX II	
ESTIMATES OF STANDARD ERRORS.....	365
APPENDIX III	
NUMBER OF PLANNED AND ACTUALLY COVERED UNITS.....	371
APPENDIX IV	
SURVEY QUESTIONNAIRE.....	377

PART I

INTRODUCTION AND OBJECTIVES OF THE SURVEY

1.1. INTRODUCTION

An increase in agricultural productivity is a prevailing motive for farmers and a driving force in Ethiopia's agricultural policy. Considerable resources are being utilized by the government to realize agricultural productivity and alter the state of agriculture in the country. Human and material resources are rallied towards this end. Development agents, extension packages, and agricultural inputs are some of the resources that are made available to farmers to change their style of farming and augment productivity.

One of the missions of the Central Statistical Agency (CSA) is to survey developments in agriculture and produce information about the changes taking place in it to data users to indicate whether the much desired increase in agricultural productivity has materialized. Thus, to shed a ray of statistical information on agricultural productivity, the agency has been providing statistics on the extent of inputs applied area and volume of fertilizers and improved seeds used. As part of the 2014/15 (2007 E.C) Agricultural Sample Survey, data on fertilizer, improved seed, irrigation and pesticide applied area and volume of fertilizers and improved seeds used within the private peasant holdings was collected, processed and summarized.

The survey results are presented in this bulletin and other electronic media for data users. The report comprises three parts. Part I contains the objectives of this annual survey, Part II deals with coverage of the survey, sample design, field organization and method of data collection and Part III includes summary of the results. Estimation procedures and formulation of estimates of totals and variance are presented in Appendix I. Estimates of the standard errors with the corresponding coefficients of variations for quantity of inputs used and inputs applied area are presented in Appendix II.

1.2. OBJECTIVES OF THE SURVEY.

The general objective of CSA's Agricultural Sample Survey (AgSS) is to collect basic quantitative information on the country's agriculture that is essential for planning, policy formulation, food security, etc. The AgSS is composed of four components: Crop Production Forecast Survey, Meher Season Survey of which Farm Management Practice is a part, Livestock Survey and Belg Season Survey.

The specific objectives of Meher Season Survey (Farm Management Practice) are to estimate the total volume of inputs used, inputs applied area and number of holders using inputs. Companion reports are published separately with estimates of area and production of crops and land use area. This report on Farm Management Practice is based on the private peasant holdings in sedentary rural areas of the country. The data is disaggregated at regional and zonal levels.

PART II

SURVEY METHODOLOGY, DATA COLLECTION AND PROCESSING

2.1. SCOPE AND COVERAGE OF THE SURVEY

The range of data items that the 2014/15 (2007 E.C.) Annual Agricultural Sample Survey (Meher Season) dealt with includes all cereals, pulses and oilseeds and the most commonly grown vegetables, root crops and permanent (perennial) crops. Holders growing at least one or more of these and / or other crops are enumerated and data on crop area and yield condition recorded, hence data on production of these crops acquired. The 2014/15 (2007 E.C.) Annual Agricultural Sample Survey (Meher season) covered the entire rural parts of the country except the non-sedentary population of three zones of Afar & six zones of Somali regions.

To be covered by the survey, a total of **2,216** Enumeration Areas (EAs) were selected. However, due to various reasons that are beyond control, in 21 EAs the survey could not be successful and hence interrupted. Thus, all in all the survey succeeded to cover **2,187** EAs (98.69%) throughout the regions. The Annual Agricultural Sample survey (Meher season) was conducted on the basis of 20 agricultural households selected from each EA. Regarding the ultimate sampling units, it was intended to cover a total of 44,340 agricultural households, however, 43,202 (97.43%) were actually covered by the survey.

2.4 SAMPLING FRAME

The list containing EAs of all regions and their respective households obtained from the 1999 E.C Population and Housing census frame was used as the sampling frame in order to select the primary sampling units (EAs). Consequently, all sample EAs were selected from this frame based on the design proposed for the survey. The second stage sampling units, households, were selected from a fresh list of households that were prepared for each EA at the beginning of the survey.

2.3 SAMPLE DESIGN

In order to select the sample a stratified two-stage cluster sample design was implemented. Enumeration areas (EAs) were taken to be the primary sampling units (PSUs) and the secondary sampling units (SSUs) were agricultural households. Each EA was further classified in to three agro-ecology (*“kolla”, “Dega” and “Weyna Dega”*) for Tigray, Amahara, Oromiya and SNNPs regions. The sample size for the 2014/15 agricultural sample survey was determined by taking into account of both the required level of precision for the most important estimates within each domain and the amount of resources allocated to the survey. In order to reduce non-sampling errors, manageability of the survey in terms of quality and operational control was also considered. All regions were taken to be the domain of estimation for which major findings of the survey are reported.

2.4 SELECTION SCHEME

Enumeration areas from each stratum were selected systematically using probability proportional to size sampling technique; size being number of agricultural households. The sizes for EAs were obtained from the 2007 E.C Population and Housing census frame. From the fresh list of households prepared at the beginning of the survey 20 agricultural households within each sample EA were selected systematically.

Estimation procedure of totals, ratios, sampling error and the measurement of precision of estimates (CV) are given in Appendix-I and II respectively. Distribution of sampling units (sampled and covered EAs and households) by stratum is also presented in Appendix-III.

2.5. ORGANIZATION OF FIELD WORK

The conduct of a survey cannot be executed without the arrangement of fieldwork. In recognition of this, the organization of fieldwork has been entrusted to the Desks that liaises between the Head Office and the 24 Branch Statistical Offices spread across the regions. All Branch Offices took part in the survey execution especially in recruiting the enumerators, organizing the 2nd stage training, assigning the field staff to their sites of enumeration, supervising the data collection and retrieving completed questionnaires and submitting them to the Head Office for data processing.

The Branch Offices were also responsible for administering the financial and logistic aspects of the survey within their areas of operation. A total of 2,344 enumerators, 744 field supervisors and 160 statisticians were involved in the data collection where on the average one supervisor was assigned to five enumeration areas for supervision of data collection. All the enumerators were supplied with the necessary survey equipment after the completion of the training to ensure the smooth operation of the survey. To facilitate the data collection activities, a total of 194 four-wheel drive vehicles were used.

2.6. TRAINING OF FIELD STAFF

The execution of a survey and quality of data acquired from the survey highly depend on the type of training given to the enumerators and supervisors and the consequent understanding of the tasks to be performed and the standard procedures to be followed by the enumerators and supervisors in the survey undertaking. The quality and completeness of data are ensured when the training meets its objective of producing responsible and fervent enumerators and supervisors.

In light of this point, the training was given to the field staff in two stages. The first stage training, which took place at Adama, the Oromia Regional State's, and lasted 7 days targeted staff from the Head Office, statisticians and senior field supervisors from Branch Statistical Offices. The staff that took part in the first stage training was then assigned to

conduct similar training for the enumerators and other supervisors for 18 days in all the twenty- five Branch Statistical Offices distributed across the country.

In the training the field staff was given detailed classroom instruction on how to collect data, method of area measurement, interviewing procedures, etc. The training also included field practice to reinforce the understanding of concepts, definitions and theories discussed in the classroom with regard to field measurement, crop cutting, GPS reading and interviewing methods.

2.7. METHOD OF DATA COLLECTION

The agricultural data for the year 2014/15 (2007 E.C.) was collected from sedentary rural peasant households by interviewing the selected agricultural holders and physically measuring their fields to obtain data on crop yields and other items of interest.

The data obtained were recorded in various forms designed for this purpose. Instruments like measuring tape; compass, kitchen balance, scientific calculators, GPS (Oromiya region only) and others were used during data collection for a timely and smooth acquisition of accurate data. The procedures for measuring area under crop and area of non - crop fields operated by the holders were performed for the 30 selected households from each sampled E.A. using measuring tapes, compasses as well as GPS.

2.8. DATA PROCESSING

a) Editing, Coding and Verification

Statistical data editing plays an important role in ensuring the quality of the collected survey data. It minimizes the effects of errors introduced while collecting data in the field, hence the need for data editing, coding and verification. Although coding and editing are done by the enumerators and supervisors in the field, respectively, verification of this task is done at the Head Office.

Editing, coding and verification instruction manual was prepared and reproduced for this purpose. Then 66 editors-coders and verifiers were trained for two days in editing, coding and

verification using the aforementioned manual as a reference and teaching aid. The completed questionnaires were edited, coded and later verified on a 100 % basis before the questionnaires were passed over to the data entry unit. The editing, coding and verification exercise of all questionnaires took 18 days.

b) Data Entry, Cleaning and Tabulation

Before data entry, the Agriculture, Natural Resources and Environment Statistics Directorate of the CSA prepared edit specification for the survey for use on personal computers for data consistency checking purposes. The data on the edited and coded questionnaires were then entered into personal computers. The data were then checked and cleaned using the edit specifications prepared earlier for this purpose. The data entry operation involved about 75 data encoders, 8 data encoder supervisors, 12 data cleaning operators and 55 personal computers. The data entered into the computers using the entry module of the CSPRO (Census and Survey Processing System) software, which is a software package developed by the United States Bureau of the Census. Following the data entry operations, the data was further reviewed for data inconsistencies, missing data ... etc. by the regular professional staff from Agriculture, Natural Resources and Environment Statistics Directorate. The final stage of the data processing was to summarizing the cleaned data and produce statistical tables that present the results of the survey using the tabulation component of the PC based CSpRo software produced by professional staff from Agriculture, Natural Resources and Environment Statistics Directorate.

2.9. CONCEPTS AND DEFINITIONS

Data items of agriculture have to be distinctly defined and identified, so that the information about the items becomes useful. The correct way of stating data items and related terms is a prerequisite for making standards and definitions for the collection and compilation of agricultural data. The purpose of using standard concepts and definitions is not only to provide quality data but also to ensure that the right items are enumerated and measured accurately to reflect the agricultural situation.

Standard concepts and definitions used in the survey help to maintain consistent enumeration and measurement of variables of interest. To achieve this, CSA communicates concepts and definitions to the field staff through training and instruction manuals. The concepts and definitions used in the survey included the following.

Enumeration Area (E.A): - an enumeration area in the rural parts of the country is a locality that is in most of the cases less than and only in some cases equal to a farmers' association in geographical area and usually consists of 150-200 households

Household: - a household may be either:

- a) A one person household, that is a person who makes provisions for his own living with out combining with any other person to form part of a multi- person household or
- b) A multi-person household, that is, a group of two or more persons who live together and make common provisions for food and other essentials of living. The persons in the group may pool their incomes and have a common budget to a greater or lesser extent. They may be related or unrelated persons or a combination of both. These persons are taken as members of the household.

Agriculture: - The growing of crops and/or raising of animals for own consumption and /or sale.

Agricultural Household: - a household is considered an agricultural household when at least one member of the household is engaged in growing crops and/or raising livestock in private or in combination with others.

Holding: - a holding is all the land and /or livestock kept, which is used wholly or partly for agricultural production and is operated as one legal entity by one person alone, or with others with out regard to management, organization, size or location.

Holder: - a holder is a person who exercises management control over the operation of the agricultural holding and makes the major decision regarding the utilization of the available resources. He/she has primary technical and economic responsibility for the holding. He/she may operate the holding directly as an owner or a manager. Under conditions of traditional agricultural holding the holder may be regarded as the person,

who with or without the help of others, operates land and/or raises livestock in his/her own right, i.e. the person who decides on which, where, when, and how to grow crops or raise livestock or both and has the right to determine the utilization of the products.

Parcel: - a parcel of holding is any piece of land entirely surrounded by land and/or water and/or road and/or forest etc. which is not part of the holding. It may consist of one or more cadastral units, plots or fields adjacent to each other.

Field: - a field is defined as any plot of land which is a parcel or part of a parcel under the same or mixed crops or any other form of private holding.

Crop: includes cereals, pulses, oilseeds, vegetables, root crops, fruits coffee, Enset, Chat, hops, sugarcane, cotton, tobacco, etc produced for food, making drinks, stimulation and making fabrics or clothing.

Crop production: - the process of growing and harvesting of the above crops for own consumption and/or sale.

Temporary/Annual Crops: - Annual/temporary crops are crops, which are grown in less than a year's time, sometimes only a few months with an objective to sow or replant again for additional production following the current harvest. Continuously grown crops planted in rotation are also considered as temporary crops since each is harvested and destroyed by ploughing in preparation for each successive crop.

Permanent Crops: - Crops, which are grown and occupy land for a long period of time, not requiring replanting for several years after each harvest, are considered as permanent crops. All fruit trees (i.e. oranges, mandarin, bananas, etc) and trees for beverages (i.e. coffee, tea, Gesho, etc) are considered permanent crops but meadows and pastures are excluded.

Meher (Main) Season Crop: -any temporary crop harvested between Meskerm (September) and Yekatit (February) is considered as Meher season crop.

Belg Season Crop: - any temporary crop harvested between Megabit (March) and Pagume (August) is considered to be Belg Season Crop.

Fertilizer: – refers to anything that is added to the soil and intended to increase the amount of plant nutrients available for crop growth. In this survey data is elicited on two types of fertilizers (Natural and Chemical). The Natural fertilizer consists of the farm yard manure and wood ashes while the chemical type consists of DAP (Di- Ammonium phosphate) and UREA (Ammonium Nitrate).

Improved seed- is crop variety, which gives a significantly higher yield, and better quality compared to locally produced variety of seeds.

Pesticides – are chemicals that are useful for the control, mitigation or elimination of pests, which are detrimental to crops. Pesticides include insecticides and herbicides.

Irrigation: - refers to the practice where an area of land is purposely and actually provided with water, other than by rain to improve/increase production of crops. The uncontrolled flooding of land by the overflow of rivers or streams is not considered to be irrigation.

Note:-

1. If in some tables figures do not add up to total it is due to rounding
2. Those area and production designated by “*” in all tables could not be reported because of high coefficient of variation (i.e. they are less reliable). However, they are consolidated in the total estimates.
3. In all tables “-” indicates not reported.
4. Due to incompleteness of the year 2014/15 (2007 E.C.) main season field data collection in Gambela region, and for completeness purpose the estimates for the region are imputed from the 2013/14 (2006 E.C.) AgSS estimates of the region,

PART III

SUMMARY OF SURVEY RESULTS

Farm Management Practice

By and large, agriculture in Ethiopia is subsistence. This is particularly true to the major food crops grown in the country and covered in the survey. The major food crops are produced in almost all regions of the country in spite of the variation in volume of production across the regions. The variation may be attributed to the extent of area devoted to each crop type, weather change, use of inputs, farm practice and a shift in preference for the crops grown. The items on which data is collected are the ones that are practiced by the peasant holders. The items shown in the statistical tables are fertilizers, improved seeds, pesticides and irrigation. The quantity of fertilizers and improved seeds used and the area they are applied to including pesticides and irrigation are also indicated in the statistical tables.

3.1 Fertilizer Applied Area:

Fertilizer is one of the major agricultural inputs that increase productivity. The application of fertilizer to crop fields in Ethiopia is gathering momentum. The volume of fertilizer used and the extent of area it is applied to are shown in Table 1. The total volume of fertilizer applied to area under crops is estimated to be more than 8.5 million quintals and the extent of area to which fertilizer was applied is estimated to be 6.6 million hectares.

Out of the total quantity of fertilizers used about 6.6 million quintals was that of both UREA and DAP, and 1.7 million was that of DAP. Most of the fertilizer used was applied to *teff* (about 2.5 million quintals), maize (nearly 2.2 million quintals) and wheat (1.9 thousand quintals). The largest area to which fertilizer was applied was that of *teff* (about 2.3 million hectares) followed by wheat (1.29 million hectares) and maize (1.25 million hectares).

3.2.Improved Seed Applied Area

Improved seeds are another input that contributes to an increase in agricultural productivity. Their application is also noticeable as more and more peasant holders aspire to have increased volume of crop production. Table 1 sheds some light on the use of improved seeds in the country.

The total volume of improved seeds used in 2014/15 (2007 E.C) was estimated to be 514,223 quintals. The crop area it was applied to was estimated 1.23 million hectares. The larger volumes of improved seeds used were that of maize and wheat which amounted to 233,811 quintals and 230,685 quintals, respectively. The largest area on which improved seeds applied was under maize and wheat estimated 978,760 hectares and 122,364 hectares, respectively.

3.3.Pesticide Applied Area

At times when rampant pests and weeds damage crops the use of pesticides is indispensable. In areas where crop damage caused by pests and weeds was reported the application of pesticides is more evident in the survey results. The total pesticide applied area was estimated about 3.2 million hectares as indicated in Table 1. The number of holders who applied it were more than 4.6 million. Most of the crop area to which pesticide was applied was under teff (about 1.4 thousand hectares) and wheat (871,449 thousand hectares).

3.4.Irrigated Area

Irrigation enables to increase the frequency of crop production and alleviates water shortage caused by poor rains /dry seasons. The use of extensive irrigation is an idea fanned by many agricultural experts in the wake of the recurrent drought and famine. The survey results show that the practice of irrigation in the country has a long way to go to bring about the desired change as shown in Table 1.

The total irrigated crop area in the country within the private peasant holdings was estimated to be more than 178 thousand hectares. The farmers who practice irrigation were estimated 1,208,548 million.

3.5 Extension package

The number of holders participating in various crop extension packages was estimated to be greater than 7.3 million. Most of the area under the extension program was reported to be under *teff*, maize, and wheat estimated to be more than 1.2 million hectars, 1.2 milion hectars and more than 808 thousand hectares, respectively, as shown in Table 1. The extension package embraced about 3.2 million maize growers, more than 2.7 million teff growers and 2.3 wheat growers. Credit and advisory services users numbered about 3.7 million and more than 11 million holders, respectively, as shown in Table 4.

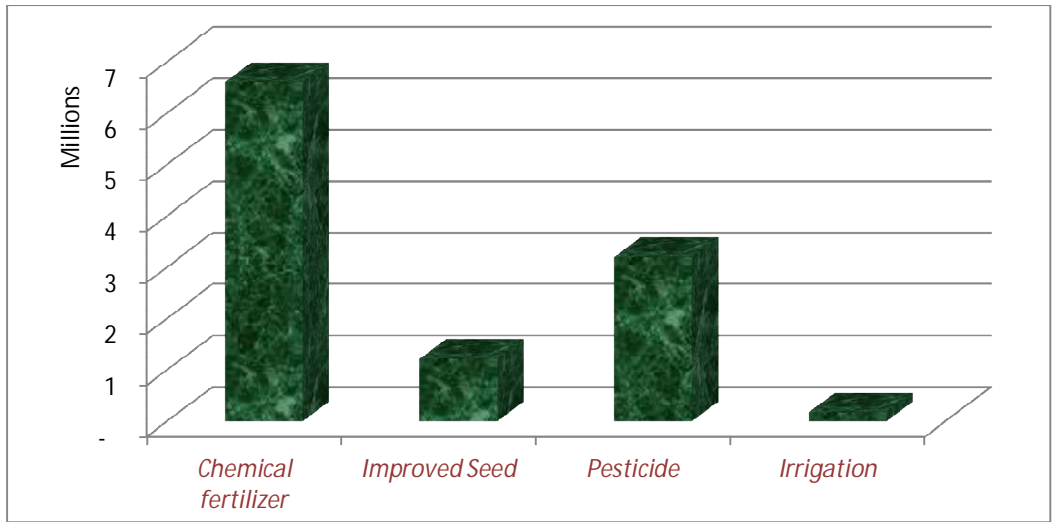


Figure 1: Input applied area in million hectares, main season 2014/15, National

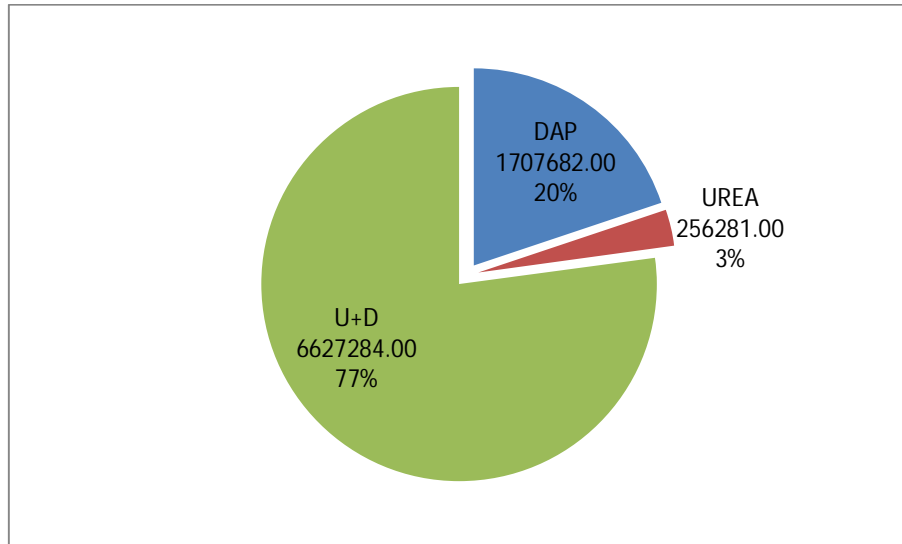


Figure 2: Quantity of chemical fertilizer applied in million quintals, , *main season 2014/15, National*

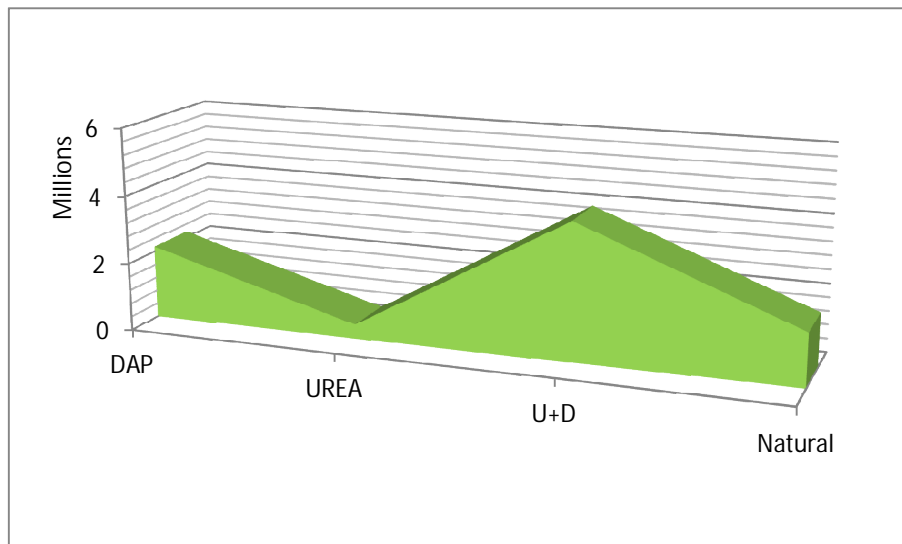


Figure 3: Amount of fertilized area by fertilizer type, *main season 2014/15, National*

STATISTICAL TABLES

Table1. Number of Holders, Inputs Applied Area and Quantity of Inputs used, 2014/15

Ethiopia

Crop type	All Crop Area	All Fertilizers		Natural		DAP		
		Hectare	Quintal	Holder	Hectare	Holder	Hectare	Quintal
All	14,327,306	8,175,441	8,591,247	9,930,233	1,570,763	4,338,494	2,163,362	1,707,682
Cereals	10,144,253	6,717,790	7,699,409	4,862,720	794,579	3,575,262	1,849,586	1,461,076
Teff	3,016,045	2,343,816	2,496,131	381,979	65,707	1,637,772	700,414	494,511
Barley	993,899	592,589	508,036	1,008,092	120,593	825,297	242,808	209,270
Wheat	1,663,830	1,358,438	1,906,310	512,082	58,853	995,559	412,820	383,670
Maize	2,110,209	1,573,635	2,224,378	3,462,379	316,868	1,083,372	226,700	184,493
Sorghum	1,831,600	508,064	279,729	1,074,965	215,571	316,042	79,587	41,885
Finger millet	453,909	303,544	253,819	118,742	15,095	482,125	180,193	142,166
Oats/'Aja'	27,900	11,221	9,187	34,756	1,378	43,920	6,222	4,609
Rice	46,814	26,482	21,819	3,484	*	3,621	842	471
Pulse	1,558,422	442,372	295,555	2,251,630	152,412	1,331,037	197,075	154,235
Horse/Faba beans	443,068	170,190	97,493	1,038,983	76,215	580,667	68,848	58,020
Field peas	230,654	78,486	52,413	273,994	19,690	270,097	44,076	31,849
White Haricot beans	126,192	39,907	23,208	266,357	15,367	88,451	18,120	13,768
Red Haricot beans	197,125	96,847	89,498	715,662	23,283	484,016	48,135	40,071
Chick peas	239,748	16,185	9,522	91,284	7,857	33,778	4,501	3,105
Lentiles	98,869	17,976	10,836	56,429	3,375	57,011	4,673	2,607
Vetch/Grass peas	136,884	4,135	1,513	36,416	2,580	3,197	*	*
Soya beans	35,260	8,025	4,673	10,074	651	14,748	5,402	2,767
Fenugreek	20,524	6,430	3,936	165,574	2,050	21,102	1,042	722
Mung bean/'Masho'	14,562	2,962	*	7,496	*	*	*	*
Gibto	15,545	1,231	1,698	8,628	*	11,246	484	553
Oil Seeds	855,751	155,590	113,712	421,635	29,021	198,429	40,381	18,164
Nueg	252,584	12,437	2,957	26,070	4,368	20,915	6,151	1,006
Linseed	82,322	12,443	5,567	93,798	3,044	48,727	7,090	2,578
Ground nuts	64,637	23,504	21,189	51,219	7,077	29,445	4,900	3,801
Safflower	5,625	2,817	3,976	36,930	884	5,057	*	408
Sesame	420,487	80,181	40,059	53,681	6,127	47,733	18,558	8,019
Rapeseed	30,082	24,208	39,962	180,689	7,521	59,690	3,217	2,352
Vegetables	139,583	110,792	163,519	3,616,231	35,916	259,274	11,252	11,843
Lettuce	114	77	*	19,199	49	*	*	*
Head Cabbage	4,539	3,249	2,690	206,647	1,156	17,523	*	*
Ethiopian Cabbage	31,346	23,784	3,183	2,495,912	21,485	85,957	1,400	1,499
Tomatoes	4,997	3,339	3,914	106,711	966	11,686	489	484
Green peppers	5,873	3,224	1,540	590,394	2,219	37,641	326	375
Red papers	92,333	76,872	152,127	690,239	9,819	120,599	7,855	8,433
Swiss chard	304	*	28	70,453	*	*	*	*
Root Crops	216,673	145,694	121,586	3,138,922	74,592	493,487	27,890	30,948
Beet root	1,950	1,413	621	190,292	910	13,564	264	238
Carrot	3,697	2,335	1,119	73,161	*	18,411	579	455
Onion	22,767	17,316	33,674	307,818	2,128	40,714	3,157	3,440
Potatoes	67,352	57,557	69,729	532,417	14,146	297,918	20,203	23,297
Yam	3,714	2,364	*	206,320	2,262	*	*	*
Garlic	9,258	6,496	4,590	965,983	4,030	55,262	444	521
Taro/'Godere'	48,658	27,969	2,334	1,067,342	25,964	22,850	589	738
Sweet potatoes	59,270	30,244	9,362	825,290	23,780	73,530	2,581	2,172
Other Temporary	92,016	38,793	22,207	2,118,838	27,330	97,548	2,584	2,592
Fruit Crops	90,070	35,832		2,060,195	31,567			
Avocado	13,678	6,513		747,670	6,172			
Bananas	53,722	21,935		1,310,432	19,766			
Guava	2,828	478		100,481	370			
Lemons	1,236	564		84,099	458			
Mangos	12,694	3,868		423,636	2,807			
Oranges	3,278	1,445		182,553	1,051			
Papayas	2,393	990		237,419	903			
Pineapples	243	39		12,258	39			
Stimulant Crops	839,113	264,000		3,996,986	170,776			
Chat	248,965	141,436		1,332,526	68,804			
Coffee	561,762	107,722		2,487,897	90,317			
Hops/'Gesho'	28,232	14,842		1,146,953	11,655			
Enset	346,736	247,687		3,802,429	243,389			
Sugar Cane	30,177	12,611		606,961	7,838			
Other Permanent	14,480	4,282		637,850	3,342			

(Table 1cont'd.)

Ethiopia

Crop type	UREA			UREA + DAP			INDIGENOUS SEED		
	Holder	Hectare	Quintal	Holder	Hectare	Quintal	Holder	Hectare	Quintal
All	1,517,114	420,392	256,281	6,575,906	4,020,924	6,627,284	15,440,504	13,100,717	8,959,317
Cereals	1,151,190	357,587	213,809	6,321,001	3,716,039	6,024,524	12,828,560	8,958,047	7,206,946
Teff	414,005	136,907	72,146	2,962,632	1,440,789	1,929,474	6,420,524	2,940,070	1,330,271
Barley	137,566	22,111	14,960	974,887	207,077	283,806	4,075,363	987,899	1,651,675
Wheat	179,734	32,728	23,244	2,394,770	854,036	1,499,397	4,381,003	1,541,466	2,971,449
Maize	440,515	63,391	50,112	3,068,193	966,675	1,989,773	6,994,828	1,131,449	462,855
Sorghum	203,044	58,701	28,295	599,798	154,206	209,549	4,988,950	1,829,651	465,016
Finger millet	133,689	26,858	13,372	327,193	81,398	98,280	1,604,153	452,948	202,944
Oats/'Aja'	7,228	502	*	31,597	3,119	4,141	255,008	27,900	43,787
Rice	40,796	16,388	*	36,910	8,739	10,105	117,488	46,619	78,940
Pulse	159,778	12,633	7,171	810,463	80,251	134,149	7,896,751	1,550,020	1,559,288
Horse/Faba beans	50,467	2,912	1,796	301,632	22,215	37,677	3,754,269	442,422	632,442
Field peas	12,899	1,051	502	135,735	13,669	20,062	1,662,036	230,493	252,130
White Haricot beans	15,331	1,386	807	50,145	5,034	8,634	968,851	124,574	103,159
Red Haricot beans	53,626	2,640	1,987	279,141	22,788	47,440	2,211,835	193,921	-
Chick peas	4,895	309	252	35,336	3,517	6,165	1,072,641	237,977	261,258
Lentiles	17,538	2,574	1,068	56,970	7,354	7,161	766,592	98,412	88,262
Vetch/Grass peas	*	*	*	7,151	*	1,293	744,321	136,884	171,644
Soya beans	2,780	787	*	6,712	*	1,595	107,389	34,746	29,699
Fenugreek	15,048	499	231	48,342	2,840	2,983	523,227	20,524	13,309
Mung bean/'Masho'	*	*	*	*	*	*	62,258	14,521	-
Gibto	*	*	*	9,066	321	994	93,390	15,545	7,384
Oil Seeds	89,624	16,327	7,016	337,543	69,860	88,531	2,921,087	851,482	193,066
Nueg	5,774	281	166	22,599	1,637	1,784	826,445	252,522	39,457
Linseed	14,897	537	375	43,959	1,773	2,614	810,230	81,863	42,781
Ground nuts	19,960	3,117	2,061	35,926	8,409	15,328	312,994	64,597	47,822
Safflower	6,175	*	*	22,466	1,230	3,332	131,813	5,625	*
Sesame	26,260	11,252	3,389	64,156	44,245	28,651	853,408	416,799	56,341
Rapeseed	22,126	903	788	158,225	12,567	36,822	478,017	30,077	4,581
Vegetables	213,212	7,344	5,844	461,748	56,281	145,833	5,740,208	138,121	-
Lettuce	*	*	*	*	*	*	29,177	105	-
Head Cabbage	16,446	181	160	27,718	734	1,482	335,100	3,800	-
Ethiopian Cabbage	24,680	318	271	50,537	581	1,413	3,419,824	31,281	-
Tomatoes	7,125	*	*	13,308	1,173	2,767	211,690	4,631	-
Green peppers	25,209	141	120	36,588	538	1,045	1,033,601	5,823	-
Red papers	147,724	5,955	4,596	358,546	53,245	139,099	1,688,185	92,183	-
Swiss chard	2,117	*	*	2,165	3	12	93,844	297	-
Root Crops	228,674	6,341	5,180	522,178	36,870	85,458	5,869,675	212,928	-
Beet root	7,715	*	*	13,434	199	349	317,420	1,850	-
Carrot	2,854	*	*	12,375	333	625	143,892	3,528	-
Onion	45,115	1,457	1,041	101,194	10,575	29,193	689,263	21,697	-
Potatoes	40,444	2,063	1,770	207,826	21,144	44,662	1,280,921	66,158	-
Yam	-	-	-	*	*	*	313,747	3,706	-
Garlic	99,540	555	497	134,164	1,466	3,572	1,767,577	9,242	-
Taro/'Godere'	19,797	1,104	936	11,857	311	659	1,699,955	48,398	-
Sweet potatoes	35,580	1,071	864	81,077	2,812	6,326	1,716,166	58,349	-
Other Temporary	72,376	1,523	1,085	211,557	7,356	18,530	3,725,217	91,556	-
Fruit Crops							3,897,607	87,336	
Avocado							1,362,892	13,360	
Bananas							2,562,964	53,210	
Guava							319,674	2,694	
Lemons							215,884	1,194	
Mangos							1,113,516	11,728	
Oranges							443,749	2,748	
Papayas							554,963	2,167	
Pineapples							36,797	234	
Stimulant Crops							7,581,165	812,436	
Chat							3,062,051	248,126	
Coffee							4,611,551	536,532	
Hops/'Geshe'							2,351,045	27,778	
Enset							5,005,006	345,990	
Sugar Cane							1,268,728	29,945	
Other Permanent							1,395,685	14,263	

(Table 1 Cont'd.)

Ethiopia

Crop type	IMPROVED SEED			PESTICIDE		IRRIGATION		EXTENSION PACKAGE	
	Holder	Hectare	Quintal	Holder	Hectare	Holder	Hectare	Holder	Hectare
All	3,551,104	1,225,084	514,250	4,647,727	3,197,922	1,208,548	178,904	7,247,817	4,508,403
Cereals	3,220,906	1,186,204	502,066	4,334,195	2,988,840	369,891	77,138	6,803,920	3,988,971
Teff	227,845	75,974	25,744	2,626,034	1,377,963	36,625	8,916	2,753,202	1,224,256
Barley	33,143	6,000	10,647	880,881	267,607	22,574	3,190	1,067,200	250,527
Wheat	425,548	122,364	230,685	1,874,620	871,449	26,422	6,403	2,169,420	808,820
Maize	2,776,919	978,760	233,811	449,581	110,623	243,041	40,829	3,850,471	1,200,245
Sorghum	13,809	1,949	642	458,321	209,495	90,149	13,451	857,655	270,878
Finger millet	5,309	961	*	390,796	134,799	5,879	978	623,057	213,671
Oats/'Aja'	-	-	-	81,534	13,831	2,767	468	50,767	8,837
Rice	*	*	*	9,627	*	*	*	35,701	*
Pulse	80,000	8,402	11,245	427,763	113,199	62,726	4,207	1,537,193	227,923
Horse/Faba beans	8,776	645	786	142,922	21,149	10,402	419	680,880	73,027
Field peas	*	*	*	66,107	12,819	2,915	*	227,289	27,648
White Haricot beans	3,517	*	*	20,167	4,126	5,498	*	146,409	23,867
Red Haricot beans	49,935	3,200	*	51,477	9,735	26,231	*	464,599	51,781
Chick peas	12,386	1,771	2,008	93,840	33,044	9,333	1,448	108,769	20,567
Lentiles	2,157	*	*	76,793	18,936	*	*	77,459	13,862
Vetch/Grass peas	-	-	-	29,922	5,739	*	*	28,968	3,303
Soya beans	2,338	514	326	*	*	-	-	21,347	7,946
Fenugreek	-	-	-	3,562	*	8,149	206	52,979	2,338
Mung bean/'Masho'	150	*	8	21,390	6,414	-	-	10,035	2,196
Gibto	-	-	-	3,819	*	-	-	20,558	1,388
Oil Seeds	16,995	4,250	*	71,430	34,051	27,890	5,215	563,657	127,326
Nueg	*	*	*	5,499	246	*	*	53,941	6,640
Linseed	*	*	*	31,084	6,950	3,988	95	80,086	9,728
Ground nuts	*	*	*	3,001	*	*	*	67,066	12,788
Safflower	-	-	-	1,772	*	-	-	32,268	1,475
Sesame	15,332	3,688	388	24,995	25,832	17,585	4,557	145,129	80,781
Rapeseed	*	*	-	7,085	*	*	*	222,707	15,915
Vegetables	58,058	1,328	-	93,740	5,514	191,441	4,186	612,404	42,357
Lettuce	3,723	9	-	*	*	5,208	15	4,625	*
Head Cabbage	33,155	*	-	19,965	1,425	24,212	369	76,703	2,104
Ethiopian Cabbage	3,804	*	-	26,920	561	31,740	263	102,918	1,438
Tomatoes	9,620	366	-	11,388	1,673	27,302	1,739	27,514	1,427
Green peppers	6,332	*	-	8,466	*	76,121	912	77,483	683
Red papers	3,542	*	-	35,360	1,627	55,722	867	384,546	36,665
Swiss chard	6,312	7	-	*	*	7,908	21	9,212	19
Root Crops	66,538	2,871	-	274,663	36,915	285,240	18,415	851,836	45,446
Beet root	17,196	99	-	3,645	*	12,589	31	41,237	350
Carrot	15,641	169	-	7,279	188	11,006	*	42,368	1,570
Onion	17,458	*	-	76,548	12,086	96,457	10,636	144,474	10,808
Potatoes	9,326	*	-	174,003	23,756	47,198	2,733	327,113	24,179
Yam	*	*	-	-	-	-	-	*	*
Garlic	*	*	-	29,770	599	70,760	947	211,177	1,623
Taro/'Godere'	*	*	-	*	*	4,671	*	82,516	3,299
Sweet potatoes	9,073	*	-	3,202	*	80,337	3,731	112,914	3,617
Other Temporary	11,466	128	-	40,473	3,580	82,364	*	354,058	8,864
Fruit Crops				17,646	204	348,805	16,144	174,640	4,211
Avocado				1,965	*	42,486	299	31,330	299
Bananas				5,329	80	196,809	12,960	72,650	1,613
Guava				*	*	37,208	453	20,595	302
Lemons				*	*	47,680	288	18,997	134
Mangos				5,488	26	97,269	1,241	49,214	*
Oranges				2,237	*	53,602	525	14,213	*
Papayas				3,665	*	65,556	379	25,731	120
Pineapples				-	-	-	-	*	*
Stimulant Crops	242,595	19,151	-	170,530	14,849	735,797	39,817	809,749	57,852
Chat				114,498	10,297	332,675	26,983	362,340	34,065
Coffee	210,792	18,251	-	36,727	3,985	316,762	9,356	289,451	18,862
Hops/'Gesho'				34,102	567	347,687	3,478	285,294	4,926
Enset				16,428	436	55,172	2,140		
Sugar Cane				*	*	119,932	4,927	27,353	1,603
Other Permanent				3,686	*	87,704	1,427	72,296	1,194

Table1.1 Number of Holders, Inputs Applied Area and Quantity of Inputs used

Tigray

Crop type	All Crop Area	All Fertilizers		Natural		DAP		
		Hectare	Quintal	Holder	Hectare	Holder	Hectare	Quintal
All	947,128	602,539	468,943	532,641	115,645	187,890	100,759	66,722
Cereals	765,112	550,598	444,788	431,086	104,447	173,805	89,133	61,394
Teff	184,848	143,305	112,169	28,072	4,960	64,440	22,661	12,352
Barley	99,052	80,432	90,950	90,173	11,756	55,141	12,532	12,442
Wheat	108,865	88,520	109,855	55,054	7,963	41,476	10,021	9,799
Maize	64,197	59,688	29,866	321,707	32,123	30,271	2,355	1,829
Sorghum	224,367	117,141	62,226	137,378	39,075	54,925	20,741	12,159
Finger millet	83,132	61,131	39,214	48,372	8,559	59,022	20,749	12,703
Oats/'Aja'	*	*	*	-	-	*	*	*
Rice	313	308	*	*	*	-	-	-
Pulse	39,449	9,699	4,275	95,360	5,849	19,098	1,519	1,303
Horse/Faba beans	12,414	5,621	2,494	65,772	3,483	14,336	1,018	991
Field peas	4,723	1,605	823	11,998	774	5,230	418	220
White Haricot beans	1,051	198	*	3,282	110	*	*	*
Red Haricot beans	*	*	*	*	*	-	-	-
Chick peas	6,242	998	*	7,905	794	-	-	-
Lentiles	5,396	657	568	3,770	*	*	*	*
Vetch/Grass peas	7,862	*	*	*	*	*	*	*
Soya beans	*	*	*	*	*	-	-	-
Fenugreek	*	40	*	6,106	16	*	*	*
Mung bean/'Masho'	*	-	-	-	-	-	-	-
Gibto	-	-	-	-	-	-	-	-
Oil Seeds	128,547	36,970	15,450	16,208	2,498	17,172	9,767	3,703
Nueg	3,889	*	*	2,589	*	-	-	-
Linseed	3,606	286	93	5,184	107	*	*	*
Ground nuts	*	*	*	-	-	-	-	-
Safflower	*	*	*	*	*	-	-	-
Sesame	120,855	36,494	15,299	8,847	2,280	16,368	9,748	3,687
Rapeseed	*	*	-	*	*	-	-	-
Vegetables	2,265	1,629	582	157,757	1,196	6,500	156	135
Lettuce	7	2	*	1,640	2	-	-	-
Head Cabbage	63	57	86	*	*	*	*	*
Ethiopian Cabbage	*	*	-	1,978	*	-	-	-
Tomatoes	320	251	111	13,916	*	*	*	*
Green peppers	326	275	*	34,806	109	2,854	*	*
Red papers	1,487	998	115	117,507	907	3,119	*	25
Swiss chard	5	3	*	1,052	*	-	-	-
Root Crops	1,589	1,143	1,598	35,971	196	2,793	*	*
Beet root	*	*	*	-	-	-	-	-
Carrot	*	*	*	*	*	*	*	*
Onion	435	366	613	10,804	26	*	*	*
Potatoes	*	*	*	5,956	63	*	*	*
Yam	-	-	-	-	-	-	-	-
Garlic	439	301	354	22,932	94	*	*	*
Taro/'Godere'	-	-	-	-	-	-	-	-
Sweet potatoes	-	-	-	-	-	-	-	-
Other Temporary	821	*	*	24,474	203	*	*	*
Fruit Crops	937	349		19,404	87			
Avocado	17	8		*	*			
Bananas	*	*		2,425	*			
Guava	349	*		7,417	*			
Lemons	90	*		4,870	12			
Mangos	76	*		*	*			
Oranges	53	16		4,122	16			
Papayas	43	16		5,893	8			
Pineapples	-	-		-	-			
Stimulant Crops	2,359	568		44,211	214			
Chat	*	*		*	*			
Coffee	56	11		4,700	6			
Hops/'Gesho'	1,552	489		42,150	203			
Enset	-	-		-	-			
Sugar Cane	8	*		*	*			
Other Permanent	6,041	996		21,349	955			

(Table 1.1 cont'd.)

Tigray

Crop type	UREA			UREA + DAP			INDIGENOUS SEED		
	Holder	Hectare	Quintal	Holder	Hectare	Quintal	Holder	Hectare	Quintal
All	180,839	71,921	39,225	463,403	314,213	362,996	936,451	936,188	609,527
Cereals	166,740	62,710	35,977	457,591	294,308	347,416	914,086	756,127	549,264
Teff	60,695	17,775	9,051	239,978	97,909	90,767	465,588	182,604	70,247
Barley	41,462	7,170	5,383	212,826	48,975	73,126	399,537	99,047	178,307
Wheat	26,287	4,039	3,199	237,726	66,498	96,857	350,724	103,308	171,211
Maize	56,838	5,985	3,545	158,537	19,225	24,492	602,705	63,225	28,903
Sorghum	57,700	17,854	9,712	115,647	39,470	40,355	507,028	224,261	65,938
Finger millet	43,587	9,844	5,044	102,227	21,978	21,466	307,145	83,043	33,733
Oats/'Aja'	-	-	-	-	-	-	*	*	*
Rice	*	*	*	1,448	254	*	1,922	300	*
Pulse	10,000	536	391	29,769	1,795	2,581	327,033	39,449	42,394
Horse/Faba beans	7,167	325	239	19,172	796	1,264	194,760	12,414	15,805
Field peas	*	*	*	4,978	*	*	57,486	4,723	6,466
White Haricot beans	*	*	*	*	*	*	14,819	1,051	257
Red Haricot beans	*	*	*	*	*	*	10,612	*	-
Chick peas	-	-	-	*	*	*	37,473	6,242	4,561
Lentiles	*	*	*	5,032	428	498	50,927	5,396	6,447
Vetch/Grass peas	-	-	-	-	-	-	39,000	7,862	8,435
Soya beans	-	-	-	*	*	*	*	*	*
Fenugreek	-	-	-	*	*	*	25,592	*	*
Mung bean/'Masho'	-	-	-	-	-	-	*	*	-
Gibto	-	-	-	-	-	-	-	-	-
Oil Seeds	11,115	8,326	2,544	14,959	16,379	9,202	237,853	127,287	17,869
Nueg	*	*	*	*	*	*	30,205	3,889	947
Linseed	*	*	*	*	*	*	46,569	3,606	1,527
Ground nuts	-	-	-	*	*	*	*	*	*
Safflower	-	-	-	*	*	*	1,620	*	*
Sesame	9,938	8,209	2,511	12,434	16,257	9,101	175,098	119,596	15,281
Rapeseed	-	-	-	-	-	-	*	*	*
Vegetables	8,697	87	87	11,139	190	360	218,431	2,164	-
Lettuce	-	-	-	*	*	*	3,588	7	-
Head Cabbage	*	*	*	*	*	*	2,848	52	-
Ethiopian Cabbage	-	-	-	-	-	-	4,090	*	-
Tomatoes	*	*	*	1,754	*	*	20,333	239	-
Green peppers	1,819	*	*	3,276	*	*	52,580	323	-
Red papers	5,550	28	28	4,868	28	63	153,437	1,482	-
Swiss chard	*	*	*	*	*	*	3,613	5	-
Root Crops	6,577	208	185	13,366	635	1,303	91,416	1,486	-
Beet root	-	-	-	*	*	*	*	*	-
Carrot	*	*	*	*	*	*	4,528	*	-
Onion	1,462	*	*	2,893	*	542	23,617	395	-
Potatoes	*	*	*	4,135	184	398	16,256	*	-
Yam	-	-	-	-	-	-	-	-	-
Garlic	3,467	20	18	7,778	176	320	60,186	426	-
Taro/'Godere'	-	-	-	-	-	-	-	-	-
Sweet potatoes	-	-	-	-	-	-	-	-	-
Other Temporary	*	*	*	3,329	*	*	64,766	821	-
Fruit Crops							57,380	554	
Avocado							3,207	5	
Bananas							7,385	*	
Guava							16,806	238	
Lemons							19,932	60	
Mangos							5,091	*	
Oranges							11,530	43	
Papayas							11,557	21	
Pineapples							-	-	
Stimulant Crops							180,192	2,278	
Chat							*	*	
Coffee							13,564	49	
Hops/'Gesho'							169,074	1,478	
Enset							-	-	
Sugar Cane							1,681	8	
Other Permanent							118,902	6,013	

(Table 1.1 Cont'd.)

Tigray

Crop type	IMPROVED SEED			PESTICIDE		IRRIGATION		EXTENSION PACKAGE	
	Holder	Hectare	Quintal	Holder	Hectare	Holder	Hectare	Holder	Hectare
All	74,581	10,940	12,170	245,149	183,839	136,102	10,891	517,536	364,228
Cereals	46,419	8,986	12,066	237,627	169,166	29,448	6,995	498,324	319,519
Teff	7,004	2,245	653	111,108	52,996	6,635	2,297	243,272	89,388
Barley	*	*	*	53,000	12,630	4,167	574	160,781	37,288
Wheat	29,907	5,557	10,693	55,545	15,574	8,427	1,462	159,261	42,279
Maize	11,659	972	610	43,864	5,363	6,659	428	172,430	23,711
Sorghum	*	*	*	106,617	64,924	6,330	1,514	166,679	82,190
Finger millet	*	*	*	55,631	17,620	2,924	721	147,646	44,446
Oats/'Aja'	-	-	-	-	-	-	-	-	-
Rice	*	*	*	*	*	-	-	1,517	*
Pulse	-	-	-	11,162	1,774	2,635	*	48,140	3,406
Horse/Faba beans	-	-	-	*	*	-	-	30,213	1,363
Field peas	-	-	-	*	*	*	*	6,808	695
White Haricot beans	-	-	-	*	*	-	-	*	*
Red Haricot beans	-	-	-	*	*	-	-	*	*
Chick peas	-	-	-	-	-	-	-	1,776	*
Lentiles	-	-	-	*	*	-	-	6,932	538
Vetch/Grass peas	-	-	-	*	*	*	*	4,188	*
Soya beans	-	-	-	-	-	-	-	*	*
Fenugreek	-	-	-	-	-	*	*	*	*
Mung bean/'Masho'	-	-	-	-	-	-	-	-	-
Gibto	-	-	-	-	-	-	-	-	-
Oil Seeds	1,877	1,259	104	6,842	*	*	*	44,730	38,904
Nueg	-	-	-	-	-	-	-	*	*
Linseed	-	-	-	*	*	*	*	4,809	266
Ground nuts	-	-	-	-	-	-	-	*	*
Safflower	-	-	-	-	-	-	-	-	-
Sesame	1,877	1,259	104	6,561	*	*	*	39,005	38,496
Rapeseed	-	-	-	-	-	-	-	-	-
Vegetables	2,461	*	-	*	*	28,041	452	30,076	499
Lettuce	-	-	-	-	-	*	*	*	*
Head Cabbage	*	*	-	*	*	2,439	*	1,675	45
Ethiopian Cabbage	-	-	-	-	-	*	*	*	*
Tomatoes	*	*	-	*	*	4,074	105	5,164	147
Green peppers	*	*	-	-	-	14,167	*	7,985	*
Red papers	*	*	-	*	*	7,427	*	16,595	*
Swiss chard	*	*	-	-	-	2,456	2	1,603	4
Root Crops	2,695	*	-	*	*	18,405	675	20,747	532
Beet root	-	-	-	-	-	-	-	*	*
Carrot	*	*	-	*	*	*	*	*	*
Onion	*	*	-	*	*	7,345	289	6,516	*
Potatoes	*	*	-	*	*	1,346	*	5,063	180
Yam	-	-	-	-	-	-	-	-	-
Garlic	*	*	-	*	*	8,056	*	9,843	44
Taro/'Godere'	-	-	-	-	-	-	-	-	-
Sweet potatoes	-	-	-	-	-	-	-	-	-
Other Temporary	-	-	-	1,048	*	4,380	16	6,179	*
Fruit Crops				*	*	38,775	618	17,130	549
Avocado				-	-	5,808	14	*	*
Bananas				-	-	8,434	*	*	*
Guava				-	-	16,588	295	*	*
Lemons				-	-	9,182	21	3,400	*
Mangos				-	-	6,814	48	*	*
Oranges				*	*	7,674	31	2,429	*
Papayas				-	-	8,869	23	4,498	18
Pineapples				-	-	-	-	-	-
Stimulant Crops	15,830	*	-	*	*	73,710	636	29,368	326
Chat				-	-	*	*	*	*
Coffee	*	*	-	-	-	9,535	45	3,213	*
Hops/'Gesho'				*	*	68,722	426	28,002	300
Enset				-	-	-	-	-	-
Sugar Cane				-	-	*	*	-	-
Other Permanent				*	*	8,542	*	6,210	137

Table1.1.1 Number of Holders, Inputs Applied Area and Quantity of Inputs used

North West Tigray

Crop type	All Crop Area	All Fertilizers		Natural		DAP		
		Hectare	Quintal	Holder	Hectare	Holder	Hectare	Quintal
All	226,438	158,308	88,928	157,578	46,233	71,813	48,132	27,022
Cereals	189,962	146,243	84,638	134,946	43,708	66,110	41,149	24,412
Teff	46,219	41,077	30,033	6,083	1,513	33,493	13,494	7,097
Barley	384	257	*	*	*	*	*	*
Wheat	*	*	-	*	*	-	-	-
Maize	28,357	27,296	12,420	123,014	16,824	10,617	1,104	842
Sorghum	62,121	36,620	16,816	60,855	18,823	25,643	8,501	5,637
Finger millet	52,464	40,704	25,205	26,064	6,223	43,451	17,914	10,745
Oats/'Aja'	*	-	-	-	-	-	-	-
Rice	*	*	*	*	*	-	-	-
Pulse	5,357	1,279	*	12,151	724	*	*	*
Horse/Faba beans	1,583	460	*	4,029	*	*	*	*
Field peas	585	*	*	*	*	*	*	*
White Haricot beans	*	*	*	1,696	*	*	*	*
Red Haricot beans	*	*	-	*	*	-	-	-
Chick peas	2,455	*	*	*	*	-	-	-
Lentiles	*	-	-	-	-	-	-	-
Vetch/Grass peas	*	-	-	-	-	-	-	-
Soya beans	*	-	-	-	-	-	-	-
Fenugreek	*	*	-	*	*	-	-	-
Mung bean/'Masho'	-	-	-	-	-	-	-	-
Gibto	-	-	-	-	-	-	-	-
Oil Seeds	28,943	9,273	3,371	5,183	*	11,388	6,517	*
Nueg	*	*	*	*	*	-	-	-
Linseed	*	*	*	*	*	-	-	-
Ground nuts	*	-	-	-	-	-	-	-
Safflower	*	-	-	-	-	-	-	-
Sesame	26,896	9,172	3,331	4,220	*	11,388	6,517	*
Rapeseed	-	-	-	-	-	-	-	-
Vegetables	1,179	1,008	*	100,436	939	2,298	*	*
Lettuce	-	-	-	-	-	-	-	-
Head Cabbage	-	-	-	-	-	-	-	-
Ethiopian Cabbage	*	*	*	*	*	-	-	-
Tomatoes	*	*	*	8,967	*	-	-	-
Green peppers	*	*	*	6,968	*	*	*	*
Red papers	991	825	*	93,193	763	2,298	*	*
Swiss chard	-	-	-	-	-	-	-	-
Root Crops	15	*	*	*	*	-	-	-
Beet root	-	-	-	-	-	-	-	-
Carrot	-	-	-	-	-	-	-	-
Onion	*	*	-	*	*	-	-	-
Potatoes	*	-	-	-	-	-	-	-
Yam	-	-	-	-	-	-	-	-
Garlic	*	*	*	*	*	-	-	-
Taro/'Godere'	-	-	-	-	-	-	-	-
Sweet potatoes	-	-	-	-	-	-	-	-
Other Temporary	*	*	*	1,167	*	-	-	-
Fruit Crops	*	*	*	4,141	*	-	-	-
Avocado	*	*	*	*	*	-	-	-
Bananas	*	-	-	-	-	-	-	-
Guava	*	*	*	*	*	-	-	-
Lemons	26	*	*	*	*	-	-	-
Mangos	*	*	*	*	*	-	-	-
Oranges	3	*	*	*	*	-	-	-
Papayas	*	*	*	*	*	-	-	-
Pineapples	-	-	-	-	-	-	-	-
Stimulant Crops	310	31	*	3,661	24	-	-	-
Chat	*	*	*	*	*	-	-	-
Coffee	*	*	*	*	*	-	-	-
Hops/'Gesho'	296	*	*	3,154	*	-	-	-
Enset	-	-	-	-	-	-	-	-
Sugar Cane	-	-	-	-	-	-	-	-
Other Permanent	*	*	*	-	-	-	-	-

(Table 1.1.1 Cont'd.)

North West Tigray

Crop type	IMPROVED SEED			PESTICIDE		IRRIGATION		EXTENSION PACKAGE	
	Holder	Hectare	Quintal	Holder	Hectare	Holder	Hectare	Holder	Hectare
All	*	2,054	512	73,416	50,817	25,463	3,420	151,539	125,308
Cereals	3,568	1,144	439	73,108	50,352	4,992	1,718	148,591	115,436
Teff	2,389	828	274	26,208	13,296	*	*	91,202	40,133
Barley	-	-	-	*	*	-	-	*	*
Wheat	-	-	-	-	-	-	-	-	-
Maize	*	*	*	15,113	2,201	*	*	64,081	13,270
Sorghum	*	*	*	44,925	21,073	*	*	64,714	26,314
Finger millet	-	-	-	38,017	13,766	1,513	*	98,150	35,535
Oats/'Aja'	-	-	-	-	-	-	-	-	-
Rice	-	-	-	-	-	-	-	*	*
Pulse	-	-	-	-	-	-	-	*	681
Horse/Faba beans	-	-	-	-	-	-	-	*	*
Field peas	-	-	-	-	-	-	-	*	*
White Haricot beans	-	-	-	-	-	-	-	*	*
Red Haricot beans	-	-	-	-	-	-	-	-	-
Chick peas	-	-	-	-	-	-	-	*	*
Lentiles	-	-	-	-	-	-	-	-	-
Vetch/Grass peas	-	-	-	-	-	-	-	-	-
Soya beans	-	-	-	-	-	-	-	-	-
Fenugreek	-	-	-	-	-	-	-	-	-
Mung bean/'Masho'	-	-	-	-	-	-	-	-	-
Gibto	-	-	-	-	-	-	-	-	-
Oil Seeds	*	*	*	*	*	*	*	17,801	8,381
Nueg	-	-	-	-	-	-	-	*	*
Linseed	-	-	-	-	-	-	-	*	*
Ground nuts	-	-	-	-	-	-	-	-	-
Safflower	-	-	-	-	-	-	-	-	-
Sesame	*	*	*	*	*	*	*	16,959	8,298
Rapeseed	-	-	-	-	-	-	-	-	-
Vegetables	*	*	-	*	*	*	*	15,091	*
Lettuce	-	-	-	-	-	-	-	-	-
Head Cabbage	-	-	-	-	-	-	-	-	-
Ethiopian Cabbage	-	-	-	-	-	-	-	-	-
Tomatoes	-	-	-	*	*	*	*	1,655	12
Green peppers	*	*	-	-	-	*	*	*	*
Red papers	*	*	-	-	-	*	*	13,744	*
Swiss chard	-	-	-	-	-	-	-	-	-
Root Crops	*	*	-	-	-	*	*	*	*
Beet root	-	-	-	-	-	-	-	-	-
Carrot	-	-	-	-	-	-	-	-	-
Onion	-	-	-	-	-	-	-	-	-
Potatoes	*	*	-	-	-	-	-	*	*
Yam	-	-	-	-	-	-	-	-	-
Garlic	-	-	-	-	-	*	*	*	*
Taro/'Godere'	-	-	-	-	-	-	-	-	-
Sweet potatoes	-	-	-	-	-	-	-	-	-
Other Temporary	-	-	-	*	*	-	-	*	*
Fruit Crops				-	-	10,937	*	*	*
Avocado				-	-	*	*	*	*
Bananas				-	-	*	*	*	*
Guava				-	-	*	*	*	*
Lemons				-	-	4,218	11	*	*
Mangos				-	-	*	*	*	*
Oranges				-	-	2,761	2	*	*
Papayas				-	-	*	*	*	*
Pineapples				-	-	-	-	-	-
Stimulant Crops	*	*	-	-	-	14,021	*	*	*
Chat				-	-	-	-	*	*
Coffee	*	*	-	-	-	*	*	*	*
Hops/'Gesho'				-	-	13,263	*	*	*
Enset				-	-	-	-	-	-
Sugar Cane				-	-	-	-	-	-
Other Permanent				-	-	*	*	*	*

Table1.1.2 Number of Holders, Inputs Applied Area and Quantity of Inputs used

Central Tigray

Crop type	All Crop Area	All Fertilizers		Natural		DAP		
		Hectare	Quintal	Holder	Hectare	Holder	Hectare	Quintal
All	219,257	176,376	139,974	143,271	30,417	31,850	13,828	8,892
Cereals	200,756	170,741	137,504	116,969	26,917	29,593	13,460	8,572
Teff	72,989	66,303	56,985	10,669	1,438	16,997	5,353	2,816
Barley	18,807	15,470	17,313	27,133	2,711	7,162	707	680
Wheat	26,970	22,151	25,379	19,474	2,633	4,626	*	653
Maize	19,923	19,123	10,155	90,136	8,068	9,962	688	435
Sorghum	46,654	34,756	19,101	50,361	10,806	15,008	4,291	2,737
Finger millet	15,413	12,939	8,570	14,522	1,261	11,298	1,743	1,251
Oats/'Aja'	-	-	-	-	-	-	-	-
Rice	-	-	-	-	-	-	-	-
Pulse	13,816	3,992	1,121	44,810	2,928	*	*	*
Horse/Faba beans	5,845	2,956	771	37,152	2,350	*	*	*
Field peas	912	*	*	*	*	-	-	-
White Haricot beans	*	*	-	*	*	-	-	-
Red Haricot beans	*	*	*	*	*	-	-	-
Chick peas	1,579	506	*	2,798	310	-	-	-
Lentiles	2,052	300	234	*	*	*	*	*
Vetch/Grass peas	2,159	*	-	*	*	-	-	-
Soya beans	-	-	-	-	-	-	-	-
Fenugreek	*	*	*	1,805	6	*	*	*
Mung bean/'Masho'	-	-	-	-	-	-	-	-
Gibto	-	-	-	-	-	-	-	-
Oil Seeds	3,029	*	*	4,418	*	*	*	*
Nueg	*	*	-	*	*	-	-	-
Linseed	1,010	*	*	*	*	*	*	*
Ground nuts	-	-	-	-	-	-	-	-
Safflower	*	*	*	-	-	-	-	-
Sesame	*	*	*	*	*	*	*	*
Rapeseed	-	-	-	-	-	-	-	-
Vegetables	319	262	117	32,996	134	*	*	*
Lettuce	*	*	*	-	-	-	-	-
Head Cabbage	*	*	*	-	-	-	-	-
Ethiopian Cabbage	*	-	-	-	-	-	-	-
Tomatoes	*	*	*	*	*	*	*	*
Green peppers	99	88	*	21,406	72	*	*	*
Red papers	96	*	*	*	*	-	-	-
Swiss chard	-	-	-	-	-	-	-	-
Root Crops	255	*	*	5,785	*	*	*	*
Beet root	*	*	*	-	-	-	-	-
Carrot	*	*	*	*	*	*	*	*
Onion	16	*	*	*	*	-	-	-
Potatoes	*	*	*	*	*	-	-	-
Yam	-	-	-	-	-	-	-	-
Garlic	*	*	*	4,907	9	*	*	*
Taro/'Godere'	-	-	-	-	-	-	-	-
Sweet potatoes	-	-	-	-	-	-	-	-
Other Temporary	73	38	*	6,469	27	-	-	-
Fruit Crops	137	63		7,914	63			
Avocado	*	*		*	*			
Bananas	*	*		*	*			
Guava	47	*		3,914	*			
Lemons	10	*		*	*			
Mangos	*	*		*	*			
Oranges	22	14		2,465	14			
Papayas	*	*		2,071	*			
Pineapples	-	-		-	-			
Stimulant Crops	*	*		14,247	107			
Chat	*	-		-	-			
Coffee	*	*		2,292	*			
Hops/'Gesho'	*	*		13,719	102			
Enset	-	-		-	-			
Sugar Cane	*	-		-	-			
Other Permanent	*	*		*	*			

(Table 1.1.2cont'd.)

Central Tigray

Crop type	UREA			UREA + DAP			INDIGENOUS SEED		
	Holder	Hectare	Quintal	Holder	Hectare	Quintal	Holder	Hectare	Quintal
All	68,392	28,468	16,162	152,898	103,663	114,920	245,041	216,372	146,866
Cereals	66,207	27,933	15,689	152,898	102,432	113,242	243,971	198,026	133,016
Teff	32,528	10,165	5,513	115,350	49,346	48,656	183,245	72,284	30,647
Barley	12,844	1,304	1,007	65,238	10,749	15,626	112,172	18,807	28,586
Wheat	7,286	1,175	980	77,083	17,665	23,746	104,281	25,488	40,296
Maize	28,760	2,926	1,809	76,106	7,440	7,911	203,466	19,529	9,530
Sorghum	28,120	7,939	4,367	54,584	11,720	11,997	151,784	46,593	18,013
Finger millet	18,022	4,425	2,013	39,431	5,510	5,307	90,472	15,324	5,944
Oats/'Aja'	-	-	-	-	-	-	-	-	-
Rice	-	-	-	-	-	-	-	-	-
Pulse	3,441	160	148	11,960	773	850	119,018	13,816	12,738
Horse/Faba beans	2,433	126	119	8,867	375	556	91,823	5,845	5,992
Field peas	-	-	-	*	*	*	12,850	912	*
White Haricot beans	-	-	-	-	-	-	3,898	*	*
Red Haricot beans	*	*	*	-	-	-	*	*	-
Chick peas	-	-	-	*	*	*	10,684	1,579	1,419
Lentiles	*	*	*	1,551	160	*	19,751	2,052	2,175
Vetch/Grass peas	-	-	-	-	-	-	9,163	2,159	1,841
Soya beans	-	-	-	-	-	-	-	-	-
Fenugreek	-	-	-	*	*	*	11,113	*	*
Mung bean/'Masho'	-	-	-	-	-	-	-	-	-
Gibto	-	-	-	-	-	-	-	-	-
Oil Seeds	*	*	*	*	*	*	32,519	3,029	1,111
Nueg	-	-	-	-	-	-	9,223	*	*
Linseed	*	*	*	-	-	-	16,461	1,010	494
Ground nuts	-	-	-	-	-	-	-	-	-
Safflower	-	-	-	*	*	*	*	*	*
Sesame	*	*	*	*	*	*	9,999	*	461
Rapeseed	-	-	-	-	-	-	-	-	-
Vegetables	2,770	*	*	3,457	30	49	50,797	245	-
Lettuce	-	-	-	*	*	*	*	*	-
Head Cabbage	-	-	-	*	*	*	-	-	-
Ethiopian Cabbage	-	-	-	-	-	-	*	*	-
Tomatoes	*	*	*	-	-	-	*	*	-
Green peppers	*	*	*	*	*	*	31,094	97	-
Red papers	*	*	*	*	*	*	19,073	96	-
Swiss chard	-	-	-	-	-	-	-	-	-
Root Crops	1,849	*	*	5,288	*	*	22,880	219	-
Beet root	-	-	-	*	*	*	*	*	-
Carrot	-	-	-	*	*	*	*	*	-
Onion	*	*	*	*	*	*	3,129	*	-
Potatoes	*	*	*	*	*	*	3,471	*	-
Yam	-	-	-	-	-	-	-	-	-
Garlic	*	*	*	3,444	*	*	18,188	114	-
Taro/'Godere'	-	-	-	-	-	-	-	-	-
Sweet potatoes	-	-	-	-	-	-	-	-	-
Other Temporary	*	*	*	*	*	*	16,517	73	-
Fruit Crops							18,595	108	
Avocado							*	*	
Bananas							*	*	
Guava							4,421	40	
Lemons							4,880	9	
Mangos							2,397	*	
Oranges							4,602	16	
Papayas							4,313	*	
Pineapples							-	-	
Stimulant Crops							56,693	*	
Chat							*	*	
Coffee							4,090	*	
Hops/'Gesho'							55,604	*	
Enset							-	-	
Sugar Cane							*	*	
Other Permanent							11,684	*	

(Table 1.1.2 Cont'd.)

Central Tigray

Crop type	IMPROVED SEED			PESTICIDE		IRRIGATION		EXTENSION PACKAGE	
	Holder	Hectare	Quintal	Holder	Hectare	Holder	Hectare	Holder	Hectare
All	25,658	2,885	2,887	78,417	50,125	32,410	565	119,307	50,916
Cereals	15,638	2,730	2,887	76,112	48,994	3,286	306	117,186	50,126
Teff	3,059	704	225	59,289	28,852	*	*	79,082	24,760
Barley	-	-	-	31,016	6,151	*	*	27,706	2,387
Wheat	6,931	1,482	2,423	27,658	5,225	*	*	33,402	5,383
Maize	5,535	394	170	22,645	2,380	*	*	52,628	5,826
Sorghum	*	*	*	19,784	5,025	-	-	30,992	8,827
Finger millet	*	*	*	8,730	1,361	*	*	19,485	2,944
Oats/'Aja'	-	-	-	-	-	-	-	-	-
Rice	-	-	-	-	-	-	-	-	-
Pulse	-	-	-	8,118	*	-	-	8,634	393
Horse/Faba beans	-	-	-	*	*	-	-	6,115	254
Field peas	-	-	-	*	*	-	-	-	-
White Haricot beans	-	-	-	-	-	-	-	-	-
Red Haricot beans	-	-	-	*	*	-	-	-	-
Chick peas	-	-	-	-	-	-	-	-	-
Lentiles	-	-	-	*	*	-	-	*	*
Vetch/Grass peas	-	-	-	*	*	-	-	-	-
Soya beans	-	-	-	-	-	-	-	-	-
Fenugreek	-	-	-	-	-	-	-	*	*
Mung bean/'Masho'	-	-	-	-	-	-	-	-	-
Gibto	-	-	-	-	-	-	-	-	-
Oil Seeds	-	-	-	-	-	-	-	*	*
Nueg	-	-	-	-	-	-	-	-	-
Linseed	-	-	-	-	-	-	-	*	*
Ground nuts	-	-	-	-	-	-	-	-	-
Safflower	-	-	-	-	-	-	-	-	-
Sesame	-	-	-	-	-	-	-	*	*
Rapeseed	-	-	-	-	-	-	-	-	-
Vegetables	*	*	-	*	*	7,621	46	5,685	*
Lettuce	-	-	-	-	-	-	-	-	-
Head Cabbage	*	*	-	*	*	*	*	-	-
Ethiopian Cabbage	-	-	-	-	-	-	-	-	-
Tomatoes	*	*	-	-	-	*	*	*	*
Green peppers	*	*	-	-	-	*	*	4,230	7
Red papers	-	-	-	*	*	*	*	*	*
Swiss chard	-	-	-	-	-	-	-	-	-
Root Crops	*	*	-	*	*	3,372	*	5,033	*
Beet root	-	-	-	-	-	-	-	*	*
Carrot	*	*	-	*	*	*	*	*	*
Onion	*	*	-	-	-	*	*	*	*
Potatoes	-	-	-	-	-	*	*	*	*
Yam	-	-	-	-	-	-	-	-	-
Garlic	*	*	-	-	-	*	*	*	*
Taro/'Godere'	-	-	-	-	-	-	-	-	-
Sweet potatoes	-	-	-	-	-	-	-	-	-
Other Temporary	-	-	-	*	*	*	*	*	*
Fruit Crops				*	*	9,834	71	7,038	52
Avocado				-	-	*	*	*	*
Bananas				-	-	*	*	*	*
Guava				-	-	3,965	*	*	*
Lemons				-	-	1,729	*	*	*
Mangos				-	-	*	*	*	*
Oranges				*	*	*	*	1,198	*
Papayas				-	-	3,924	*	*	*
Pineapples				-	-	-	-	-	-
Stimulant Crops	5,530	13	-	*	*	21,070	89	11,935	82
Chat				-	-	-	-	-	-
Coffee	*	*	-	-	-	*	*	1,654	*
Hops/'Gesho'				*	*	20,541	82	11,126	76
Enset				-	-	-	-	-	-
Sugar Cane				-	-	-	-	-	-
Other Permanent				*	*	*	*	*	*

Table1.1.3 Number of Holders, Inputs Applied Area and Quantity of Inputs used

East Tigray

Crop type	All Crop Area	All Fertilizers		Natural		DAP		
		Hectare	Quintal	Holder	Hectare	Holder	Hectare	Quintal
All	93,750	72,608	88,328	71,464	11,309	41,487	13,446	14,066
Cereals	80,021	68,553	85,810	49,231	8,964	39,694	12,877	13,512
Teff	7,640	5,508	5,189	2,886	390	4,998	896	666
Barley	28,676	25,729	33,110	32,775	4,714	30,934	6,343	6,959
Wheat	31,544	27,745	40,268	17,572	2,024	21,906	4,903	5,165
Maize	3,032	2,732	1,873	17,281	1,056	6,999	331	321
Sorghum	4,780	3,163	2,382	3,372	*	1,607	*	*
Finger millet	4,307	3,635	2,947	2,760	*	1,890	174	150
Oats/'Aja'	-	-	-	-	-	-	-	-
Rice	*	*	*	-	-	-	-	-
Pulse	7,370	2,670	1,590	21,400	1,438	9,454	493	451
Horse/Faba beans	1,751	1,137	767	12,594	525	*	*	301
Field peas	1,245	881	*	6,132	411	4,005	163	148
White Haricot beans	*	*	*	-	-	-	-	-
Red Haricot beans	-	-	-	-	-	-	-	-
Chick peas	619	*	-	*	*	-	-	-
Lentiles	*	*	*	*	*	-	-	-
Vetch/Grass peas	3,225	*	*	*	*	*	*	*
Soya beans	-	-	-	-	-	-	-	-
Fenugreek	*	14	*	*	7	-	-	-
Mung bean/'Masho'	-	-	-	-	-	-	-	-
Gibto	-	-	-	-	-	-	-	-
Oil Seeds	357	*	*	1,005	*	*	*	*
Nueg	*	-	-	-	-	-	-	-
Linseed	342	*	*	*	*	*	*	*
Ground nuts	-	-	-	-	-	-	-	-
Safflower	*	-	-	-	-	-	-	-
Sesame	-	-	-	-	-	-	-	-
Rapeseed	*	*	-	*	*	-	-	-
Vegetables	*	140	*	3,809	13	*	*	*
Lettuce	*	*	-	*	*	-	-	-
Head Cabbage	*	*	*	*	*	*	*	*
Ethiopian Cabbage	-	-	-	-	-	-	-	-
Tomatoes	*	*	*	*	*	-	-	-
Green peppers	*	*	*	*	*	*	*	*
Red papers	*	*	*	*	*	*	*	*
Swiss chard	*	*	*	*	*	-	-	-
Root Crops	153	143	228	7,271	*	*	*	*
Beet root	-	-	-	-	-	-	-	-
Carrot	*	*	*	-	-	-	-	-
Onion	*	*	*	6,212	5	*	*	*
Potatoes	*	*	*	*	*	*	*	*
Yam	-	-	-	-	-	-	-	-
Garlic	*	*	*	1,854	*	-	-	-
Taro/'Godere'	-	-	-	-	-	-	-	-
Sweet potatoes	-	-	-	-	-	-	-	-
Other Temporary	12	4	*	*	*	*	*	*
Fruit Crops	*	*		1,153	*			
Avocado	*	-	-	-	-			
Bananas	*	*		-	-			
Guava	*	*		*	*			
Lemons	*	-		-	-			
Mangos	*	-		-	-			
Oranges	*	*		*	*			
Papayas	*	-		-	-			
Pineapples	-	-		-	-			
Stimulant Crops	318	*		12,709	28			
Chat	-	-		-	-			
Coffee	4	*		*	*			
Hops/'Gesho'	314	*		12,473	27			
Enset	-	-		-	-			
Sugar Cane	-	-		-	-			
Other Permanent	5,113	869		14,690	831			

(Table 1.1.3 cont'd.)

East Tigray

Crop type	UREA			UREA + DAP			INDIGENOUS SEED		
	Holder	Hectare	Quintal	Holder	Hectare	Quintal	Holder	Hectare	Quintal
All	30,192	6,634	4,160	88,322	41,219	70,102	144,800	91,680	130,800
Cereals	25,962	6,428	4,010	87,730	40,284	68,289	140,304	77,997	120,094
Teff	7,257	924	548	21,272	3,297	3,975	41,576	7,622	3,899
Barley	10,562	1,264	989	69,859	13,408	25,162	125,429	28,671	58,420
Wheat	7,606	986	738	76,005	19,831	34,366	106,927	29,790	51,181
Maize	8,290	454	305	16,733	890	1,247	50,417	2,785	2,181
Sorghum	6,616	*	*	8,230	1,162	1,402	27,665	4,780	1,841
Finger millet	7,933	*	*	13,183	1,654	2,095	27,657	4,307	2,494
Oats/'Aja'	-	-	-	-	-	-	-	-	-
Rice	-	-	-	*	*	*	*	*	*
Pulse	2,491	133	78	11,357	607	1,060	70,416	7,370	10,494
Horse/Faba beans	*	*	*	7,157	236	427	43,834	1,751	3,484
Field peas	*	*	*	*	*	*	19,716	1,245	2,101
White Haricot									
beans	-	-	-	*	*	*	*	*	*
Red Haricot beans	-	-	-	-	-	-	-	-	-
Chick peas	-	-	-	-	-	-	3,864	619	736
Lentiles	-	-	-	*	*	*	*	*	*
Vetch/Grass peas	-	-	-	-	-	-	15,165	3,225	3,648
Soya beans	-	-	-	-	-	-	-	-	-
Fenugreek	-	-	-	*	*	*	7,567	*	37
Mung bean/'Masho'	-	-	-	-	-	-	-	-	-
Gibto	-	-	-	-	-	-	-	-	-
Oile Seeds	*	*	*	*	*	*	8,776	357	212
Nueg	-	-	-	-	-	-	*	*	*
Linseed	*	*	*	*	*	*	7,243	342	204
Ground nuts	-	-	-	-	-	-	-	-	-
Safflower	-	-	-	-	-	-	*	*	*
Sesame	-	-	-	-	-	-	-	-	-
Rapeseed	-	-	-	-	-	-	*	*	*
Vegetables	1,554	*	*	*	*	*	10,346	*	-
Lettuce	-	-	-	-	-	-	*	*	-
Head Cabbage	*	*	*	*	*	*	1,436	*	-
Ethiopian Cabbage	-	-	-	-	-	-	-	-	-
Tomatoes	*	*	*	*	*	*	3,877	*	-
Green peppers	*	*	*	*	*	*	4,088	*	-
Red papers	*	*	*	-	-	-	*	*	-
Swiss chard	*	*	*	*	*	*	2,084	*	-
Root Crops	*	*	*	2,112	*	*	14,930	115	-
Beet root	-	-	-	-	-	-	-	-	-
Carrot	*	*	*	-	-	-	*	*	-
Onion	*	*	*	*	*	*	11,688	21	-
Potatoes	-	-	-	*	*	*	2,734	*	-
Yam	-	-	-	-	-	-	-	-	-
Garlic	-	-	-	*	*	*	4,190	*	-
Taro/'Godere'	-	-	-	-	-	-	-	-	-
Sweet potatoes	-	-	-	-	-	-	-	-	-
Other Temporary	*	*	*	*	*	*	5,691	12	-
Fruit Crops							9,247	*	
Avocado							*	*	
Bananas							*	*	
Guava							6,830	*	
Lemons							*	*	
Mangos							*	*	
Oranges							2,117	*	
Papayas							*	*	
Pineapples							-	-	
Stimulant Crops							51,158	317	
Chat							-	-	
Coffee							3,498	4	
Hops/'Gesho'							50,633	313	
Enset							-	-	
Sugar Cane							-	-	
Other Permanent							81,491	5,112	

(Table 1.1.3 Cont'd.)

East Tigray

Crop type	IMPROVED SEED			PESTICIDE		IRRIGATION		EXTENSION PACKAGE	
	Holder	Hectare	Quintal	Holder	Hectare	Holder	Hectare	Holder	Hectare
All	15,316	2,070	3,849	17,857	9,307	34,550	1,408	94,756	44,613
Cereals	14,315	2,023	3,849	17,301	9,288	3,771	774	92,638	42,645
Teff	*	*	*	4,760	*	-	-	20,705	3,068
Barley	*	*	*	10,762	3,017	*	*	75,242	15,582
Wheat	11,841	1,754	3,573	14,073	5,205	*	*	71,293	19,343
Maize	*	*	*	*	*	*	*	23,241	1,269
Sorghum	-	-	-	*	*	*	*	10,817	1,231
Finger millet	-	-	-	*	*	*	*	16,644	2,110
Oats/'Aja'	-	-	-	-	-	-	-	-	-
Rice	-	-	-	-	-	-	-	*	*
Pulse	-	-	-	-	-	*	*	21,200	1,292
Horse/Faba beans	-	-	-	-	-	-	-	14,281	457
Field peas	-	-	-	-	-	*	*	5,644	*
White Haricot beans	-	-	-	-	-	-	-	-	-
Red Haricot beans	-	-	-	-	-	-	-	-	-
Chick peas	-	-	-	-	-	-	-	*	*
Lentiles	-	-	-	-	-	-	-	*	*
Vetch/Grass peas	-	-	-	-	-	-	-	*	*
Soya beans	-	-	-	-	-	-	-	-	-
Fenugreek	-	-	-	-	-	*	*	*	*
Mung bean/'Masho'	-	-	-	-	-	-	-	-	-
Gibto	-	-	-	-	-	-	-	-	-
Oil Seeds	-	-	-	-	-	-	-	2,427	*
Nueg	-	-	-	-	-	-	-	-	-
Linseed	-	-	-	-	-	-	-	2,427	*
Ground nuts	-	-	-	-	-	-	-	-	-
Safflower	-	-	-	-	-	-	-	-	-
Sesame	-	-	-	-	-	-	-	-	-
Rapeseed	-	-	-	-	-	-	-	-	-
Vegetables	*	*	-	-	-	7,194	*	4,112	*
Lettuce	-	-	-	-	-	*	*	*	*
Head Cabbage	*	*	-	-	-	*	*	1,279	*
Ethiopian Cabbage	-	-	-	-	-	-	-	-	-
Tomatoes	-	-	-	-	-	*	*	*	*
Green peppers	-	-	-	-	-	*	*	*	*
Red papers	-	-	-	-	-	*	*	-	-
Swiss chard	*	*	-	-	-	1,509	*	*	*
Root Crops	*	*	-	-	-	4,878	*	3,081	117
Beet root	-	-	-	-	-	-	-	-	-
Carrot	-	-	-	-	-	*	*	*	*
Onion	*	*	-	-	-	3,886	*	1,883	*
Potatoes	-	-	-	-	-	*	*	*	*
Yam	-	-	-	-	-	-	-	-	-
Garlic	-	-	-	-	-	*	*	*	*
Taro/'Godere'	-	-	-	-	-	-	-	-	-
Sweet potatoes	-	-	-	-	-	-	-	-	-
Other Temporary	-	-	-	-	-	*	*	*	*
Fruit Crops	-	-	-	-	-	6,908	*	1,552	*
Avocado	-	-	-	-	-	*	*	*	-
Bananas	-	-	-	-	-	*	*	*	*
Guava	-	-	-	-	-	4,982	*	1,552	*
Lemons	-	-	-	-	-	*	*	-	-
Mangos	-	-	-	-	-	*	*	-	-
Oranges	-	-	-	-	-	1,834	*	*	*
Papayas	-	-	-	-	-	*	*	-	-
Pineapples	-	-	-	-	-	-	-	-	-
Stimulant Crops	*	*	-	*	*	23,078	116	*	*
Chat	-	-	-	-	-	-	-	-	-
Coffee	-	-	-	-	-	2,322	2	*	*
Hops/'Gesho'	-	-	-	*	*	22,065	114	*	*
Enset	-	-	-	-	-	-	-	-	-
Sugar Cane	-	-	-	-	-	-	-	-	-
Other Permanent	-	-	-	*	*	2,577	*	2,020	*

Table1.1.4 Number of Holders, Inputs Applied Area and Quantity of Inputs used

South Tigray

Crop type	All Crop Area	All Fertilizers		Natural		DAP		
		Hectare	Quintal	Holder	Hectare	Holder	Hectare	Quintal
All	214,501	123,640	115,448	93,876	12,958	31,712	13,931	11,705
Cereals	197,179	120,887	112,799	67,652	12,208	29,733	13,341	11,169
Teff	51,477	25,202	13,954	7,432	1,446	7,180	2,270	1,383
Barley	48,231	37,154	38,577	26,349	3,694	15,229	*	4,626
Wheat	48,126	36,640	41,745	16,105	2,837	14,944	4,439	3,982
Maize	7,634	6,376	5,062	32,511	2,445	*	*	*
Sorghum	40,302	14,662	12,924	7,193	1,679	*	799	746
Finger millet	1,164	745	*	*	*	*	*	*
Oats/'Aja'	*	*	*	-	-	*	*	*
Rice	*	*	*	-	-	-	-	-
Pulse	11,984	1,418	*	10,428	451	*	*	*
Horse/Faba beans	2,828	*	*	6,861	271	*	*	*
Field peas	1,873	302	196	2,104	*	*	*	*
White Haricot beans	*	*	*	-	-	-	-	-
Red Haricot beans	*	*	*	-	-	-	-	-
Chick peas	1,386	-	-	-	-	-	-	-
Lentiles	2,808	190	*	*	*	*	*	*
Vetch/Grass peas	2,328	*	-	*	*	-	-	-
Soya beans	-	-	-	-	-	-	-	-
Fenugreek	*	*	-	*	*	-	-	-
Mung bean/'Masho'	*	-	-	-	-	-	-	-
Gibto	-	-	-	-	-	-	-	-
Oil Seeds	1,984	*	*	*	*	-	-	-
Nueg	*	-	-	-	-	-	-	-
Linseed	1,678	*	*	*	*	-	-	-
Ground nuts	*	*	*	-	-	-	-	-
Safflower	-	-	-	-	-	-	-	-
Sesame	*	*	*	-	-	-	-	-
Rapeseed	-	-	-	-	-	-	-	-
Vegetables	*	*	*	*	*	*	*	*
Lettuce	*	*	-	*	*	-	-	-
Head Cabbage	*	*	*	*	*	-	-	-
Ethiopian Cabbage	*	-	-	-	-	-	-	-
Tomatoes	*	*	*	-	-	-	-	-
Green peppers	*	*	*	*	*	*	*	*
Red papers	*	*	-	*	*	-	-	-
Swiss chard	*	*	*	*	*	-	-	-
Root Crops	1,107	750	1,083	12,392	86	*	*	*
Beet root	-	-	-	-	-	-	-	-
Carrot	*	*	*	*	*	-	-	-
Onion	349	294	547	*	*	-	-	-
Potatoes	*	*	*	4,913	*	*	*	*
Yam	-	-	-	-	-	-	-	-
Garlic	241	173	*	7,213	31	*	*	*
Taro/'Godere'	-	-	-	-	-	-	-	-
Sweet potatoes	-	-	-	-	-	-	-	-
Other Temporary	237	84	*	11,421	46	-	-	-
Fruit Crops	60	*	*	2,886	2			
Avocado	*	*	*	-	-			
Bananas	*	*	*	*	*			
Guava	*	*	*	*	*			
Lemons	3	-	-	-	-			
Mangos	*	-	-	-	-			
Oranges	*	*	*	*	*			
Papayas	*	*	*	*	*			
Pineapples	-	-	-	-	-			
Stimulant Crops	*	115	*	9,243	18			
Chat	*	*	*	*	*			
Coffee	25	*	*	*	*			
Hops/'Gesho'	214	50	*	8,454	17			
Enset	-	-	-	-	-			
Sugar Cane	*	*	*	*	*			
Other Permanent	614	*	*	*	*			

(Table 1.1.4 cont'd.)

South Tigray

Crop type	UREA			UREA + DAP			INDIGENOUS SEED		
	Holder	Hectare	Quintal	Holder	Hectare	Quintal	Holder	Hectare	Quintal
All	45,982	15,803	9,980	115,842	80,947	93,763	232,186	211,474	209,725
Cereals	43,649	15,376	9,707	115,286	79,963	91,923	225,249	194,183	193,768
Teff	10,554	3,456	1,417	42,053	18,031	11,154	116,381	50,783	15,187
Barley	18,055	4,602	3,386	72,868	23,582	30,565	145,306	48,231	86,813
Wheat	11,241	1,832	1,443	80,426	27,532	36,320	131,688	45,846	76,469
Maize	12,444	*	*	25,574	2,327	3,929	87,706	7,611	3,688
Sorghum	14,049	3,743	2,317	23,383	8,442	9,862	105,231	40,302	10,446
Finger millet	*	*	*	*	*	*	5,204	1,164	*
Oats/'Aja'	-	-	-	-	-	-	*	*	*
Rice	-	-	-	*	*	*	*	*	*
Pulse	*	*	*	4,616	*	*	76,110	11,984	15,260
Horse/Faba beans	*	*	*	*	*	*	25,580	2,828	4,760
Field peas	*	*	*	*	*	*	18,443	1,873	2,879
White Haricot									
beans	-	-	-	*	*	*	*	*	*
Red Haricot beans	-	-	-	*	*	*	*	*	-
Chick peas	-	-	-	-	-	-	6,163	1,386	874
Lentiles	*	*	*	*	*	*	20,988	2,808	3,746
Vetch/Grass peas	-	-	-	-	-	-	13,900	2,328	2,864
Soya beans	-	-	-	-	-	-	-	-	-
Fenugreek	-	-	-	-	-	-	6,533	*	61
Mung bean/'Masho'	-	-	-	-	-	-	*	*	-
Gibto	-	-	-	-	-	-	-	-	-
Oil Seeds	*	*	*	*	*	*	17,735	1,984	698
Nueg	-	-	-	-	-	-	*	*	*
Linseed	*	*	*	*	*	*	15,407	1,678	592
Ground nuts	-	-	-	*	*	*	*	*	*
Safflower	-	-	-	-	-	-	-	-	-
Sesame	-	-	-	*	*	*	*	*	*
Rapeseed	-	-	-	-	-	-	-	-	-
Vegetables	-	-	-	*	*	*	16,749	*	-
Lettuce	-	-	-	-	-	-	1,629	*	-
Head Cabbage	-	-	-	*	*	*	*	*	-
Ethiopian Cabbage	-	-	-	-	-	-	*	*	-
Tomatoes	-	-	-	*	*	*	*	*	-
Green peppers	-	-	-	*	*	*	*	*	-
Red papers	-	-	-	-	-	-	2,759	*	-
Swiss chard	-	-	-	*	*	*	1,529	*	-
Root Crops	3,123	*	*	5,780	479	916	36,151	1,079	-
Beet root	-	-	-	-	-	-	-	-	-
Carrot	-	-	-	-	-	-	3,119	*	-
Onion	*	*	*	1,516	*	*	6,774	349	-
Potatoes	*	*	*	*	*	*	9,604	*	-
Yam	-	-	-	-	-	-	-	-	-
Garlic	1,440	*	*	3,269	*	*	22,368	241	-
Taro/'Godere'	-	-	-	-	-	-	-	-	-
Sweet potatoes	-	-	-	-	-	-	-	-	-
Other Temporary	*	*	*	*	*	*	34,458	237	-
Fruit Crops							8,430	59	
Avocado							*	*	
Bananas							*	*	
Guava							2,274	*	
Lemons							1,901	3	
Mangos							*	*	
Oranges							*	*	
Papayas							1,069	*	
Pineapples							-	-	
Stimulant Crops							34,874	*	
Chat							*	*	
Coffee							4,008	25	
Hops/'Gesho'							26,792	213	
Enset							-	-	
Sugar Cane							*	*	
Other Permanent							22,747	614	

(Table 1.1.4 Cont'd.)

South Tigray

Crop type	IMPROVED SEED			PESTICIDE		IRRIGATION		EXTENSION PACKAGE	
	Holder	Hectare	Quintal	Holder	Hectare	Holder	Hectare	Holder	Hectare
All	16,791	3,027	4,764	32,957	17,649	37,618	5,054	94,706	62,589
Cereals	11,885	2,996	4,764	30,271	16,783	16,434	4,019	89,393	60,944
Teff	*	*	*	15,528	7,736	4,819	*	38,569	16,266
Barley	-	-	-	10,321	3,396	2,515	386	51,856	17,895
Wheat	10,991	2,280	4,596	12,386	4,445	7,069	*	50,296	15,999
Maize	*	*	*	*	*	3,015	150	22,869	2,353
Sorghum	-	-	-	5,627	1,061	1,978	*	24,011	*
Finger millet	-	-	-	*	*	-	-	*	*
Oats/'Aja'	-	-	-	-	-	-	-	-	-
Rice	-	-	-	-	-	-	-	*	*
Pulse	-	-	-	*	*	*	*	10,972	1,008
Horse/Faba beans	-	-	-	*	*	-	-	4,124	275
Field peas	-	-	-	*	*	*	*	*	*
White Haricot beans	-	-	-	*	*	-	-	*	*
Red Haricot beans	-	-	-	*	*	-	-	*	*
Chick peas	-	-	-	-	-	-	-	*	*
Lentiles	-	-	-	-	-	-	-	*	*
Vetch/Grass peas	-	-	-	-	-	*	*	*	*
Soya beans	-	-	-	-	-	-	-	-	-
Fenugreek	-	-	-	-	-	-	-	*	*
Mung bean/'Masho'	-	-	-	-	-	-	-	-	-
Gibto	-	-	-	-	-	-	-	-	-
Oil Seeds	-	-	-	*	*	*	*	*	*
Nueg	-	-	-	-	-	-	-	-	-
Linseed	-	-	-	*	*	*	*	1,205	*
Ground nuts	-	-	-	-	-	-	-	*	*
Safflower	-	-	-	-	-	-	-	-	-
Sesame	-	-	-	-	-	-	-	*	*
Rapeseed	-	-	-	-	-	-	-	-	-
Vegetables	-	-	-	-	-	8,414	*	3,139	*
Lettuce	-	-	-	-	-	*	*	*	*
Head Cabbage	-	-	-	-	-	*	*	*	*
Ethiopian Cabbage	-	-	-	-	-	*	*	*	*
Tomatoes	-	-	-	-	-	*	*	*	*
Green peppers	-	-	-	-	-	*	*	*	*
Red papers	-	-	-	-	-	*	*	*	*
Swiss chard	-	-	-	-	-	*	*	*	*
Root Crops	*	*	-	*	*	8,661	529	11,094	338
Beet root	-	-	-	-	-	-	-	-	-
Carrot	*	*	-	-	-	*	*	*	*
Onion	-	-	-	*	*	2,812	*	3,727	*
Potatoes	-	-	-	*	*	*	*	1,855	*
Yam	-	-	-	-	-	-	-	-	-
Garlic	-	-	-	*	*	4,254	*	5,247	28
Taro/'Godere'	-	-	-	-	-	-	-	-	-
Sweet potatoes	-	-	-	-	-	-	-	-	-
Other Temporary	-	-	-	*	*	1,830	*	*	*
Fruit Crops	-	-	-	-	-	7,877	*	*	*
Avocado	-	-	-	-	-	*	*	-	-
Bananas	-	-	-	-	-	*	*	-	-
Guava	-	-	-	-	-	2,644	3	*	*
Lemons	-	-	-	-	-	*	*	*	*
Mangos	-	-	-	-	-	*	*	*	*
Oranges	-	-	-	-	-	*	*	*	*
Papayas	-	-	-	-	-	1,069	*	*	*
Pineapples	-	-	-	-	-	-	-	-	-
Stimulant Crops	*	*	-	-	-	13,857	*	*	*
Chat	-	-	-	-	-	*	*	*	*
Coffee	-	-	-	-	-	2,535	24	*	*
Hops/'Gesho'	-	-	-	-	-	11,326	48	*	*
Enset	-	-	-	-	-	-	-	-	-
Sugar Cane	-	-	-	-	-	*	*	-	-
Other Permanent	-	-	-	-	-	*	*	*	*

Table1.1.5 Number of Holders, Inputs Applied Area and Quantity of Inputs used

Western Tigray

Crop type	All Crop Area	All Fertilizers		Natural		DAP		
		Hectare	Quintal	Holder	Hectare	Holder	Hectare	Quintal
All	193,184	71,607	36,265	66,452	14,728	11,029	11,423	5,037
Cereals	97,194	44,173	24,037	62,289	12,650	8,675	8,306	3,730
Teff	6,523	5,214	6,008	1,002	172	1,771	648	390
Barley	2,953	1,822	*	2,484	575	*	*	*
Wheat	1,973	1,732	2,464	1,621	*	-	-	-
Maize	5,251	4,162	356	58,764	3,730	1,148	62	*
Sorghum	70,510	27,941	11,003	15,597	7,376	6,201	6,923	2,788
Finger millet	9,784	3,107	2,113	4,203	581	2,106	604	419
Oats/'Aja'	-	-	-	-	-	-	-	-
Rice	*	*	*	-	-	-	-	-
Pulse	923	*	*	6,572	*	*	*	*
Horse/Faba beans	406	*	*	5,136	190	*	*	*
Field peas	*	*	-	*	*	-	-	-
White Haricot beans	57	*	*	990	*	*	*	*
Red Haricot beans	*	*	-	*	*	-	-	-
Chick peas	*	*	-	*	*	-	-	-
Lentiles	*	*	-	*	*	-	-	-
Vetch/Grass peas	-	-	-	-	-	-	-	-
Soya beans	*	*	*	*	*	-	-	-
Fenugreek	*	*	-	*	*	-	-	-
Mung bean/'Masho'	-	-	-	-	-	-	-	-
Gibto	-	-	-	-	-	-	-	-
Oil Seeds	94,234	26,636	11,440	3,779	1,554	4,698	3,106	1,296
Nueg	1,947	*	-	*	*	-	-	-
Linseed	42	-	-	-	-	-	-	-
Ground nuts	-	-	-	-	-	-	-	-
Safflower	*	*	-	*	*	-	-	-
Sesame	92,245	26,596	11,440	3,445	1,514	4,698	3,106	1,296
Rapeseed	-	-	-	-	-	-	-	-
Vegetables	218	121	*	14,675	96	626	*	*
Lettuce	*	*	-	*	*	-	-	-
Head Cabbage	-	-	-	-	-	-	-	-
Ethiopian Cabbage	*	*	-	*	*	-	-	-
Tomatoes	*	*	*	*	*	-	-	-
Green peppers	*	*	*	*	*	-	-	-
Red papers	180	84	10	11,427	77	626	*	*
Swiss chard	-	-	-	-	-	-	-	-
Root Crops	59	50	*	7,712	46	-	-	-
Beet root	-	-	-	-	-	-	-	-
Carrot	-	-	-	-	-	-	-	-
Onion	*	*	*	*	*	-	-	-
Potatoes	*	-	-	-	-	-	-	-
Yam	-	-	-	-	-	-	-	-
Garlic	56	47	*	7,547	45	-	-	-
Taro/'Godere'	-	-	-	-	-	-	-	-
Sweet potatoes	-	-	-	-	-	-	-	-
Other Temporary	67	31	*	3,640	27	-	-	-
Fruit Crops	*	*	-	3,310	10	-	-	-
Avocado	-	-	-	-	-	-	-	-
Bananas	*	*	-	-	-	-	-	-
Guava	*	-	-	-	-	-	-	-
Lemons	49	*	-	1,204	5	-	-	-
Mangos	*	*	-	*	*	-	-	-
Oranges	*	*	-	-	-	-	-	-
Papayas	17	*	-	2,303	4	-	-	-
Pineapples	-	-	-	-	-	-	-	-
Stimulant Crops	156	*	-	4,350	37	-	-	-
Chat	-	-	-	-	-	-	-	-
Coffee	*	*	-	*	*	-	-	-
Hops/'Gesho'	152	*	-	4,350	36	-	-	-
Enset	-	-	-	-	-	-	-	-
Sugar Cane	*	-	-	-	-	-	-	-
Other Permanent	*	*	-	*	*	-	-	-

(Table 1.1.5 cont'd.)

Western Tigray

Crop type	UREA			UREA + DAP			INDIGENOUS SEED		
	Holder	Hectare	Quintal	Holder	Hectare	Quintal	Holder	Hectare	Quintal
All	9,453	10,135	3,232	28,846	35,322	27,997	111,733	192,278	37,178
Cereals	5,956	3,629	1,561	24,181	19,588	18,747	102,739	97,102	25,462
Teff	*	*	*	11,198	4,383	5,607	18,685	6,523	2,591
Barley	-	-	-	3,462	*	*	8,987	2,953	4,205
Wheat	*	*	*	4,213	*	2,426	7,546	1,931	3,260
Maize	2,095	*	*	2,826	*	256	83,689	5,214	1,795
Sorghum	2,977	3,094	1,259	8,328	10,548	6,956	81,218	70,510	10,852
Finger millet	1,104	333	155	4,736	1,589	1,539	33,364	9,784	2,405
Oats/'Aja'	-	-	-	-	-	-	-	-	-
Rice	*	*	*	*	*	*	*	*	*
Pulse	-	-	-	*	*	*	15,627	923	627
Horse/Faba beans	-	-	-	*	*	*	8,857	406	313
Field peas	-	-	-	-	-	-	*	*	*
White Haricot	-	-	-	-	-	-	-	-	-
beans	-	-	-	-	-	-	2,736	57	11
Red Haricot beans	-	-	-	-	-	-	1,228	*	-
Chick peas	-	-	-	-	-	-	*	*	*
Lentiles	-	-	-	-	-	-	*	*	*
Vetch/Grass peas	-	-	-	-	-	-	-	-	-
Soya beans	-	-	-	*	*	*	*	*	*
Fenugreek	-	-	-	-	-	-	*	*	*
Mung bean/'Masho'	-	-	-	-	-	-	-	-	-
Gibto	-	-	-	-	-	-	-	-	-
Oil Seeds	5,645	6,485	1,650	9,608	15,491	8,494	89,855	93,621	11,089
Nueg	-	-	-	-	-	-	9,549	1,947	445
Linseed	-	-	-	-	-	-	1,321	42	*
Ground nuts	-	-	-	-	-	-	-	-	-
Safflower	-	-	-	-	-	-	*	*	*
Sesame	5,645	6,485	1,650	9,608	15,491	8,494	86,163	91,632	10,626
Rapeseed	-	-	-	-	-	-	-	-	-
Vegetables	*	*	*	*	*	*	23,652	196	-
Lettuce	-	-	-	-	-	-	*	*	-
Head Cabbage	-	-	-	-	-	-	-	-	-
Ethiopian Cabbage	-	-	-	-	-	-	*	*	-
Tomatoes	*	*	*	*	*	*	4,088	*	-
Green peppers	-	-	-	*	*	*	*	*	-
Red papers	*	*	*	*	*	*	20,108	176	-
Swiss chard	-	-	-	-	-	-	-	-	-
Root Crops	-	-	-	*	*	*	10,935	59	-
Beet root	-	-	-	-	-	-	-	-	-
Carrot	-	-	-	-	-	-	-	-	-
Onion	-	-	-	*	*	*	*	*	-
Potatoes	-	-	-	-	-	-	*	*	-
Yam	-	-	-	-	-	-	-	-	-
Garlic	-	-	-	*	*	*	10,597	56	-
Taro/'Godere'	-	-	-	-	-	-	-	-	-
Sweet potatoes	-	-	-	-	-	-	-	-	-
Other Temporary	-	-	-	*	*	*	6,075	67	-
Fruit Crops							8,028	*	
Avocado							-	-	
Bananas							*	*	
Guava							670	*	
Lemons							4,871	24	
Mangos							*	*	
Oranges							*	*	
Papayas							3,695	7	
Pineapples							-	-	
Stimulant Crops							14,364	153	
Chat							-	-	
Coffee							*	*	
Hops/'Gesho'							14,206	149	
Enset									

(Table 1.1.5 Cont'd.)

Western Tigray

[illegible]

Table1.2 Number of Holders, Inputs Applied Area and Quantity of Inputs used

Afar Region

Crop type	All Crop Area	All Fertilizers		Natural		DAP		
		Hectare	Quintal	Holder	Hectare	Holder	Hectare	Quintal
All	8,684	994	260	1,487	*	*	*	*
Cereals	6,579	779	*	*	*	*	*	*
Teff	*	*	*	*	*	*	*	*
Barley	-	-	-	-	-	-	-	-
Wheat	*	*	*	-	-	-	-	-
Maize	4,343	*	*	*	*	*	*	*
Sorghum	1,628	*	-	*	*	-	-	-
Finger millet	-	-	-	-	-	-	-	-
Oats/'Aja'	-	-	-	-	-	-	-	-
Rice	-	-	-	-	-	-	-	-
Pulse	*	-	-	-	-	-	-	-
Horse/Faba beans	-	-	-	-	-	-	-	-
Field peas	-	-	-	-	-	-	-	-
White Haricot beans	-	-	-	-	-	-	-	-
Red Haricot beans	*	-	-	-	-	-	-	-
Chick peas	*	-	-	-	-	-	-	-
Lentiles	-	-	-	-	-	-	-	-
Vetch/Grass peas	-	-	-	-	-	-	-	-
Soya beans	-	-	-	-	-	-	-	-
Fenugreek	-	-	-	-	-	-	-	-
Mung bean/"Masho"	*	-	-	-	-	-	-	-
Gibto	-	-	-	-	-	-	-	-
Oil Seeds	*	*	*	-	-	*	*	*
Nueg	-	-	-	-	-	-	-	-
Linseed	-	-	-	-	-	-	-	-
Ground nuts	-	-	-	-	-	-	-	-
Safflower	*	*	*	-	-	*	*	*
Sesame	*	*	*	-	-	*	*	*
Rapeseed	-	-	-	-	-	-	-	-
Vegetables	*	*	*	*	*	-	-	-
Lettuce	-	-	-	-	-	-	-	-
Head Cabbage	-	-	-	-	-	-	-	-
Ethiopian Cabbage	-	-	-	-	-	-	-	-
Tomatoes	*	*	*	-	-	-	-	-
Green peppers	*	-	-	-	-	-	-	-
Red papers	*	*	-	*	*	-	-	-
Swiss chard	-	-	-	-	-	-	-	-
Root Crops	*	*	*	-	-	-	-	-
Beet root	-	-	-	-	-	-	-	-
Carrot	-	-	-	-	-	-	-	-
Onion	*	*	*	-	-	-	-	-
Potatoes	-	-	-	-	-	-	-	-
Yam	-	-	-	-	-	-	-	-
Garlic	-	-	-	-	-	-	-	-
Taro/'Godere'	-	-	-	-	-	-	-	-
Sweet potatoes	*	-	-	-	-	-	-	-
Other Temporary	*	-	-	-	-	-	-	-
Fruit Crops	48	*	-	*	*	-	-	-
Avocado	-	-	-	-	-	-	-	-
Bananas	*	-	-	-	-	-	-	-
Guava	*	*	-	*	*	-	-	-
Lemons	*	*	-	*	*	-	-	-
Mangos	*	*	-	*	*	-	-	-
Oranges	*	-	-	-	-	-	-	-
Papayas	*	*	-	*	*	-	-	-
Pineapples	-	-	-	-	-	-	-	-
Stimulant Crops	-	-	-	-	-	-	-	-
Chat	-	-	-	-	-	-	-	-
Coffee	-	-	-	-	-	-	-	-
Hops/'Gesho'	-	-	-	-	-	-	-	-
Enset	-	-	-	-	-	-	-	-
Sugar Cane	-	-	-	-	-	-	-	-
Other Permanent	520	*	-	626	*	-	-	-

(Table 1.2 cont'd.)

Afar Region

Crop type	UREA			UREA + DAP			INDIGENOUS SEED		
	Holder	Hectare	Quintal	Holder	Hectare	Quintal	Holder	Hectare	Quintal
All	630	*	*	-	-	-	18,668	6,728	1,706
Cereals	*	*	*	-	-	-	7,585	4,928	1,689
Teff	*	*	*	-	-	-	*	*	*
Barley	-	-	-	-	-	-	-	-	-
Wheat	*	*	*	-	-	-	*	*	*
Maize	*	*	*	-	-	-	4,890	2,692	1,169
Sorghum	-	-	-	-	-	-	3,279	1,628	*
Finger millet	-	-	-	-	-	-	-	-	-
Oats/'Aja'	-	-	-	-	-	-	-	-	-
Rice	-	-	-	-	-	-	-	-	-
Pulse	-	-	-	-	-	-	*	*	*
Horse/Faba beans	-	-	-	-	-	-	-	-	-
Field peas	-	-	-	-	-	-	-	-	-
White Haricot	-	-	-	-	-	-	-	-	-
beans	-	-	-	-	-	-	-	-	-
Red Haricot beans	-	-	-	-	-	-	*	*	-
Chick peas	-	-	-	-	-	-	*	*	*
Lentiles	-	-	-	-	-	-	-	-	-
Vetch/Grass peas	-	-	-	-	-	-	-	-	-
Soya beans	-	-	-	-	-	-	-	-	-
Fenugreek	-	-	-	-	-	-	-	-	-
Mung bean/"Masho"	-	-	-	-	-	-	*	*	-
Gibto	-	-	-	-	-	-	-	-	-
Oil Seeds	-	-	-	-	-	-	*	*	*
Nueg	-	-	-	-	-	-	-	-	-
Linseed	-	-	-	-	-	-	-	-	-
Ground nuts	-	-	-	-	-	-	-	-	-
Safflower	-	-	-	-	-	-	*	*	*
Sesame	-	-	-	-	-	-	*	*	*
Rapeseed	-	-	-	-	-	-	-	-	-
Vegetables	*	*	*	-	-	-	*	*	-
Lettuce	-	-	-	-	-	-	-	-	-
Head Cabbage	-	-	-	-	-	-	-	-	-
Ethiopian Cabbage	-	-	-	-	-	-	-	-	-
Tomatoes	*	*	*	-	-	-	*	*	-
Green peppers	-	-	-	-	-	-	*	*	-
Red papers	-	-	-	-	-	-	*	*	-
Swiss chard	-	-	-	-	-	-	-	-	-
Root Crops	*	*	*	-	-	-	*	*	-
Beet root	-	-	-	-	-	-	-	-	-
Carrot	-	-	-	-	-	-	-	-	-
Onion	*	*	*	-	-	-	*	*	-
Potatoes	-	-	-	-	-	-	-	-	-
Yam	-	-	-	-	-	-	-	-	-
Garlic	-	-	-	-	-	-	-	-	-
Taro/'Godere'	-	-	-	-	-	-	-	-	-
Sweet potatoes	-	-	-	-	-	-	-	-	-
Other Temporary	-	-	-	-	-	-	*	*	-
Fruit Crops							1,115	23	
Avocado							-	-	
Bananas							*	*	
Guava							*	*	
Lemons							*	*	
Mangos							*	*	
Oranges							*	*	
Papayas							-	-	
Pineapples							-	-	
Stimulant Crops							-	-	
Chat							-	-	
Coffee							-	-	
Hops/'Gesho'							-	-	
Enset							-	-	
Sugar Cane							-	-	
Other Permanent							11,645	506	

(Table 1.2 Cont'd.)

Afar Region

Crop type	IMPROVED SEED			PESTICIDE		IRRIGATION		EXTENSION PACKAGE	
	Holder	Hectare	Quintal	Holder	Hectare	Holder	Hectare	Holder	Hectare
All	5,185	1,956	505	2,796	*	15,639	5,150	*	*
Cereals	3,686	1,651	494	*	*	7,285	4,190	*	*
Teff	-	-	-	*	*	-	-	-	-
Barley	-	-	-	-	-	-	-	-	-
Wheat	-	-	-	*	*	-	-	-	-
Maize	3,686	1,651	494	*	*	6,800	3,806	*	*
Sorghum	-	-	-	*	*	*	*	-	-
Finger millet	-	-	-	-	-	-	-	-	-
Oats/'Aja'	-	-	-	-	-	-	-	-	-
Rice	-	-	-	-	-	-	-	-	-
Pulse	-	-	-	*	*	-	-	-	-
Horse/Faba beans	-	-	-	-	-	-	-	-	-
Field peas	-	-	-	-	-	-	-	-	-
White Haricot beans	-	-	-	-	-	-	-	-	-
Red Haricot beans	-	-	-	*	*	-	-	-	-
Chick peas	-	-	-	-	-	-	-	-	-
Lentiles	-	-	-	-	-	-	-	-	-
Vetch/Grass peas	-	-	-	-	-	-	-	-	-
Soya beans	-	-	-	-	-	-	-	-	-
Fenugreek	-	-	-	-	-	-	-	-	-
Mung bean/"Masho"	-	-	-	*	*	-	-	-	-
Gibto	-	-	-	-	-	-	-	-	-
Oil Seeds	*	*	*	*	*	*	*	-	-
Nueg	-	-	-	-	-	-	-	-	-
Linseed	-	-	-	-	-	-	-	-	-
Ground nuts	-	-	-	-	-	-	-	-	-
Safflower	-	-	-	-	-	-	-	-	-
Sesame	*	*	*	*	*	*	*	-	-
Rapeseed	-	-	-	-	-	-	-	-	-
Vegetables	*	*	-	*	*	*	*	*	*
Lettuce	-	-	-	-	-	-	-	-	-
Head Cabbage	-	-	-	-	-	-	-	-	-
Ethiopian Cabbage	-	-	-	-	-	-	-	-	-
Tomatoes	*	*	-	-	-	*	*	*	*
Green peppers	-	-	-	-	-	*	*	-	-
Red papers	-	-	-	*	*	*	*	-	-
Swiss chard	-	-	-	-	-	-	-	-	-
Root Crops	*	*	-	*	*	*	*	*	*
Beet root	-	-	-	-	-	-	-	-	-
Carrot	-	-	-	-	-	-	-	-	-
Onion	*	*	-	*	*	*	*	*	*
Potatoes	-	-	-	-	-	-	-	-	-
Yam	-	-	-	-	-	-	-	-	-
Garlic	-	-	-	-	-	-	-	-	-
Taro/'Godere'	-	-	-	-	-	-	-	-	-
Sweet potatoes	*	*	-	-	-	*	*	-	-
Other Temporary	-	-	-	-	-	-	-	-	-
Fruit Crops	-	-	-	-	-	1,576	*	-	-
Avocado	-	-	-	-	-	-	-	-	-
Bananas	-	-	-	-	-	*	*	-	-
Guava	-	-	-	-	-	*	*	-	-
Lemons	-	-	-	-	-	*	*	-	-
Mangos	-	-	-	-	-	1,164	*	-	-
Oranges	-	-	-	-	-	*	*	-	-
Papayas	-	-	-	-	-	*	*	-	-
Pineapples	-	-	-	-	-	-	-	-	-
Stimulant Crops	-	-	-	-	-	-	-	-	-
Chat	-	-	-	-	-	-	-	-	-
Coffee	-	-	-	-	-	-	-	-	-
Hops/'Gesho'	-	-	-	-	-	-	-	-	-
Enset	-	-	-	-	-	-	-	-	-
Sugar Cane	-	-	-	-	-	-	-	-	-
Other Permanent	-	-	-	-	-	8,789	449	-	-

Table1.2.1 Number of Holders, Inputs Applied Area and Quantity of Inputs used

Zone 1

Crop type	All Crop Area	All Fertilizers		Natural		DAP		
		Hectare	Quintal	Holder	Hectare	Holder	Hectare	Quintal
All	3,949	*	*	*	*	-	-	-
Cereals	3,246	*	*	*	*	-	-	-
Teff	-	-	-	-	-	-	-	-
Barley	-	-	-	-	-	-	-	-
Wheat	-	-	-	-	-	-	-	-
Maize	2,862	*	*	*	*	-	-	-
Sorghum	*	-	-	-	-	-	-	-
Finger millet	-	-	-	-	-	-	-	-
Oats/'Aja'	-	-	-	-	-	-	-	-
Rice	-	-	-	-	-	-	-	-
Pulse	-	-	-	-	-	-	-	-
Horse/Faba beans	-	-	-	-	-	-	-	-
Field peas	-	-	-	-	-	-	-	-
White Haricot beans	-	-	-	-	-	-	-	-
Red Haricot beans	-	-	-	-	-	-	-	-
Chick peas	-	-	-	-	-	-	-	-
Lentiles	-	-	-	-	-	-	-	-
Vetch/Grass peas	-	-	-	-	-	-	-	-
Soya beans	-	-	-	-	-	-	-	-
Fenugreek	-	-	-	-	-	-	-	-
Mung bean/"Masho"	-	-	-	-	-	-	-	-
Gibto	-	-	-	-	-	-	-	-
Oil Seeds	*	-	-	-	-	-	-	-
Nueg	-	-	-	-	-	-	-	-
Linseed	-	-	-	-	-	-	-	-
Ground nuts	-	-	-	-	-	-	-	-
Safflower	-	-	-	-	-	-	-	-
Sesame	*	-	-	-	-	-	-	-
Rapeseed	-	-	-	-	-	-	-	-
Vegetables	*	*	-	*	*	-	-	-
Lettuce	-	-	-	-	-	-	-	-
Head Cabbage	-	-	-	-	-	-	-	-
Ethiopian Cabbage	-	-	-	-	-	-	-	-
Tomatoes	*	-	-	-	-	-	-	-
Green peppers	*	-	-	-	-	-	-	-
Red papers	*	*	-	*	*	-	-	-
Swiss chard	-	-	-	-	-	-	-	-
Root Crops	*	-	-	-	-	-	-	-
Beet root	-	-	-	-	-	-	-	-
Carrot	-	-	-	-	-	-	-	-
Onion	*	-	-	-	-	-	-	-
Potatoes	-	-	-	-	-	-	-	-
Yam	-	-	-	-	-	-	-	-
Garlic	-	-	-	-	-	-	-	-
Taro/'Godere'	-	-	-	-	-	-	-	-
Sweet potatoes	-	-	-	-	-	-	-	-
Other Temporary	-	-	-	-	-	-	-	-
Fruit Crops	*	*	-	*	*	-	-	-
Avocado	-	-	-	-	-	-	-	-
Bananas	*	-	-	-	-	-	-	-
Guava	*	*	-	*	*	-	-	-
Lemons	*	*	-	*	*	-	-	-
Mangos	*	*	-	*	*	-	-	-
Oranges	*	-	-	-	-	-	-	-
Papayas	*	*	-	*	*	-	-	-
Pineapples	-	-	-	-	-	-	-	-
Stimulant Crops	-	-	-	-	-	-	-	-
Chat	-	-	-	-	-	-	-	-
Coffee	-	-	-	-	-	-	-	-
Hops/'Gesho'	-	-	-	-	-	-	-	-
Enset	-	-	-	-	-	-	-	-
Sugar Cane	-	-	-	-	-	-	-	-
Other Permanent	520	*	-	626	*	-	-	-

(Table 1.2.1cont'd.)

Zone 1

Crop type	UREA			UREA + DAP			INDIGENOUS SEED		
	Holder	Hectare	Quintal	Holder	Hectare	Quintal	Holder	Hectare	Quintal
All	*	*	*	-	-	-	14,788	3,584	1,333
Cereals	*	*	*	-	-	-	4,213	2,945	1,328
Teff	-	-	-	-	-	-	-	-	-
Barley	-	-	-	-	-	-	-	-	-
Wheat	-	-	-	-	-	-	-	-	-
Maize	*	*	*	-	-	-	3,640	2,561	1,145
Sorghum	-	-	-	-	-	-	*	*	*
Finger millet	-	-	-	-	-	-	-	-	-
Oats/'Aja'	-	-	-	-	-	-	-	-	-
Rice	-	-	-	-	-	-	-	-	-
Pulse	-	-	-	-	-	-	-	-	-
Horse/Faba beans	-	-	-	-	-	-	-	-	-
Field peas	-	-	-	-	-	-	-	-	-
White Haricot	-	-	-	-	-	-	-	-	-
beans	-	-	-	-	-	-	-	-	-
Red Haricot beans	-	-	-	-	-	-	-	-	-
Chick peas	-	-	-	-	-	-	-	-	-
Lentiles	-	-	-	-	-	-	-	-	-
Vetch/Grass peas	-	-	-	-	-	-	-	-	-
Soya beans	-	-	-	-	-	-	-	-	-
Fenugreek	-	-	-	-	-	-	-	-	-
Mung bean/"Masho"	-	-	-	-	-	-	-	-	-
Gibto	-	-	-	-	-	-	-	-	-
Oil Seeds	-	-	-	-	-	-	*	*	*
Nueg	-	-	-	-	-	-	-	-	-
Linseed	-	-	-	-	-	-	-	-	-
Ground nuts	-	-	-	-	-	-	-	-	-
Safflower	-	-	-	-	-	-	-	-	-
Sesame	-	-	-	-	-	-	*	*	*
Rapeseed	-	-	-	-	-	-	-	-	-
Vegetables	-	-	-	-	-	-	*	*	-
Lettuce	-	-	-	-	-	-	-	-	-
Head Cabbage	-	-	-	-	-	-	-	-	-
Ethiopian Cabbage	-	-	-	-	-	-	-	-	-
Tomatoes	-	-	-	-	-	-	*	*	-
Green peppers	-	-	-	-	-	-	*	*	-
Red papers	-	-	-	-	-	-	*	*	-
Swiss chard	-	-	-	-	-	-	-	-	-
Root Crops	-	-	-	-	-	-	-	-	-
Beet root	-	-	-	-	-	-	-	-	-
Carrot	-	-	-	-	-	-	-	-	-
Onion	-	-	-	-	-	-	-	-	-
Potatoes	-	-	-	-	-	-	-	-	-
Yam	-	-	-	-	-	-	-	-	-
Garlic	-	-	-	-	-	-	-	-	-
Taro/'Godere'	-	-	-	-	-	-	-	-	-
Sweet potatoes	-	-	-	-	-	-	-	-	-
Other Temporary	-	-	-	-	-	-	-	-	-
Fruit Crops	-	-	-	-	-	-	1,032	16	-
Avocado	-	-	-	-	-	-	-	-	-
Bananas	-	-	-	-	-	-	*	*	-
Guava	-	-	-	-	-	-	*	*	-
Lemons	-	-	-	-	-	-	*	*	-
Mangos	-	-	-	-	-	-	*	*	-
Oranges	-	-	-	-	-	-	*	*	-
Papayas	-	-	-	-	-	-	-	-	-
Pineapples	-	-	-	-	-	-	-	-	-
Stimulant Crops	-	-	-	-	-	-	-	-	-
Chat	-	-	-	-	-	-	-	-	-
Coffee	-	-	-	-	-	-	-	-	-
Hops/'Gesho'	-	-	-	-	-	-	-	-	-
Enset	-	-	-	-	-	-	-	-	-
Sugar Cane	-	-	-	-	-	-	-	-	-
Other Permanent	-	-	-	-	-	-	11,645	506	-

Table 1.2.1 Cont'd.)

Zone 1

Crop type	IMPROVED SEED			PESTICIDE		IRRIGATION		EXTENSION PACKAGE	
	Holder	Hectare	Quintal	Holder	Hectare	Holder	Hectare	Holder	Hectare
All	*	*	*	-	-	12,530	3,472	*	*
Cereals	*	*	*	-	-	4,535	2,840	*	*
Teff	-	-	-	-	-	-	-	-	-
Barley	-	-	-	-	-	-	-	-	-
Wheat	-	-	-	-	-	-	-	-	-
Maize	*	*	*	-	-	4,050	2,456	*	*
Sorghum	-	-	-	-	-	*	*	-	-
Finger millet	-	-	-	-	-	-	-	-	-
Oats/'Aja'	-	-	-	-	-	-	-	-	-
Rice	-	-	-	-	-	-	-	-	-
Pulse	-	-	-	-	-	-	-	-	-
Horse/Faba beans	-	-	-	-	-	-	-	-	-
Field peas	-	-	-	-	-	-	-	-	-
White Haricot beans	-	-	-	-	-	-	-	-	-
Red Haricot beans	-	-	-	-	-	-	-	-	-
Chick peas	-	-	-	-	-	-	-	-	-
Lentiles	-	-	-	-	-	-	-	-	-
Vetch/Grass peas	-	-	-	-	-	-	-	-	-
Soya beans	-	-	-	-	-	-	-	-	-
Fenugreek	-	-	-	-	-	-	-	-	-
Mung bean/"Masho"	-	-	-	-	-	-	-	-	-
Gibto	-	-	-	-	-	-	-	-	-
Oilseeds	-	-	-	-	-	*	*	-	-
Nueg	-	-	-	-	-	-	-	-	-
Linseed	-	-	-	-	-	-	-	-	-
Ground nuts	-	-	-	-	-	-	-	-	-
Safflower	-	-	-	-	-	-	-	-	-
Sesame	-	-	-	-	-	*	*	-	-
Rapeseed	-	-	-	-	-	-	-	-	-
Vegetables	*	*	-	-	-	*	*	-	-
Lettuce	-	-	-	-	-	-	-	-	-
Head Cabbage	-	-	-	-	-	-	-	-	-
Ethiopian Cabbage	-	-	-	-	-	-	-	-	-
Tomatoes	*	*	-	-	-	*	*	-	-
Green peppers	-	-	-	-	-	*	*	-	-
Red papers	-	-	-	-	-	*	*	-	-
Swiss chard	-	-	-	-	-	-	-	-	-
Root Crops	*	*	-	-	-	*	*	-	-
Beet root	-	-	-	-	-	-	-	-	-
Carrot	-	-	-	-	-	-	-	-	-
Onion	*	*	-	-	-	*	*	-	-
Potatoes	-	-	-	-	-	-	-	-	-
Yam	-	-	-	-	-	-	-	-	-
Garlic	-	-	-	-	-	-	-	-	-
Taro/'Godere'	-	-	-	-	-	-	-	-	-
Sweet potatoes	-	-	-	-	-	-	-	-	-
Other Temporary	-	-	-	-	-	-	-	-	-
Fruit Crops	-	-	-	-	-	1,576	*	-	-
Avocado	-	-	-	-	-	-	-	-	-
Bananas	-	-	-	-	-	*	*	-	-
Guava	-	-	-	-	-	*	*	-	-
Lemons	-	-	-	-	-	*	*	-	-
Mangos	-	-	-	-	-	1,164	*	-	-
Oranges	-	-	-	-	-	*	*	-	-
Papayas	-	-	-	-	-	*	*	-	-
Pineapples	-	-	-	-	-	-	-	-	-
Stimulant Crops	-	-	-	-	-	-	-	-	-
Chat	-	-	-	-	-	-	-	-	-
Coffee	-	-	-	-	-	-	-	-	-
Hops/'Gesho'	-	-	-	-	-	-	-	-	-
Enset	-	-	-	-	-	-	-	-	-
Sugar Cane	-	-	-	-	-	-	-	-	-
Other Permanent	-	-	-	-	-	8,789	449	-	-

Table1.2.2 Number of Holders, Inputs Applied Area and Quantity of Inputs used

Zone 3

Crop type	All Crop Area	All Fertilizers		Natural		DAP		
		Hectare	Quintal	Holder	Hectare	Holder	Hectare	Quintal
All	4,735	664	*	*	*	*	*	*
Cereals	3,333	*	*	*	*	*	*	*
Teff	*	*	*	*	*	*	*	*
Barley	-	-	-	-	-	-	-	-
Wheat	*	*	*	-	-	-	-	-
Maize	1,481	*	*	*	*	*	*	*
Sorghum	1,244	*	-	*	*	-	-	-
Finger millet	-	-	-	-	-	-	-	-
Oats/'Aja'	-	-	-	-	-	-	-	-
Rice	-	-	-	-	-	-	-	-
Pulse	*	-	-	-	-	-	-	-
Horse/Faba beans	-	-	-	-	-	-	-	-
Field peas	-	-	-	-	-	-	-	-
White Haricot beans	-	-	-	-	-	-	-	-
Red Haricot beans	*	-	-	-	-	-	-	-
Chick peas	*	-	-	-	-	-	-	-
Lentiles	-	-	-	-	-	-	-	-
Vetch/Grass peas	-	-	-	-	-	-	-	-
Soya beans	-	-	-	-	-	-	-	-
Fenugreek	-	-	-	-	-	-	-	-
Mung bean/"Masho"	*	-	-	-	-	-	-	-
Gibto	-	-	-	-	-	-	-	-
Oil Seeds	*	*	*	-	-	*	*	*
Nueg	-	-	-	-	-	-	-	-
Linseed	-	-	-	-	-	-	-	-
Ground nuts	-	-	-	-	-	-	-	-
Safflower	*	*	*	-	-	*	*	*
Sesame	*	*	*	-	-	*	*	*
Rapeseed	-	-	-	-	-	-	-	-
Vegetables	*	*	*	-	-	-	-	-
Lettuce	-	-	-	-	-	-	-	-
Head Cabbage	-	-	-	-	-	-	-	-
Ethiopian Cabbage	-	-	-	-	-	-	-	-
Tomatoes	*	*	*	-	-	-	-	-
Green peppers	-	-	-	-	-	-	-	-
Red papers	*	-	-	-	-	-	-	-
Swiss chard	-	-	-	-	-	-	-	-
Root Crops	*	*	*	-	-	-	-	-
Beet root	-	-	-	-	-	-	-	-
Carrot	-	-	-	-	-	-	-	-
Onion	*	*	*	-	-	-	-	-
Potatoes	-	-	-	-	-	-	-	-
Yam	-	-	-	-	-	-	-	-
Garlic	-	-	-	-	-	-	-	-
Taro/'Godere'	-	-	-	-	-	-	-	-
Sweet potatoes	*	-	-	-	-	-	-	-
Other Temporary	*	-	-	-	-	-	-	-
Fruit Crops	*	-	-	-	-	-	-	-
Avocado	-	-	-	-	-	-	-	-
Bananas	*	-	-	-	-	-	-	-
Guava	-	-	-	-	-	-	-	-
Lemons	-	-	-	-	-	-	-	-
Mangos	-	-	-	-	-	-	-	-
Oranges	*	-	-	-	-	-	-	-
Papayas	-	-	-	-	-	-	-	-
Pineapples	-	-	-	-	-	-	-	-
Stimulant Crops	-	-	-	-	-	-	-	-
Chat	-	-	-	-	-	-	-	-
Coffee	-	-	-	-	-	-	-	-
Hops/'Gesho'	-	-	-	-	-	-	-	-
Enset	-	-	-	-	-	-	-	-
Sugar Cane	-	-	-	-	-	-	-	-
Other Permanent	-	-	-	-	-	-	-	-

(Table 1.2.2 cont'd.)

Zone 3

[illegible]

(Table 1.2.2 Cont'd.)

Zone 3

[illegible]

Table1.3 Number of Holders, Inputs Applied Area and Quantity of Inputs used

Amhara Region

Crop type	All	All Fertilizers		Natural		DAP		
	Crop Area	Hectare	Quintal	Holder	Hectare	Holder	Hectare	Quintal
All	4,579,152	2,564,921	3,211,012	2,698,678	395,947	947,231	468,967	393,044
Cereals	3,490,218	2,308,587	2,966,449	1,892,224	294,926	834,307	420,992	356,280
Teff	1,143,116	902,568	1,043,980	183,693	34,177	484,405	201,989	158,054
Barley	362,739	173,773	114,102	485,800	63,644	139,636	37,479	33,156
Wheat	529,610	407,995	654,393	268,442	31,859	145,684	32,333	34,851
Maize	513,367	474,185	874,830	1,282,150	95,445	183,159	18,467	17,506
Sorghum	655,672	138,985	81,048	277,773	64,983	30,139	10,188	5,507
Finger millet	242,895	188,879	182,293	36,977	4,227	270,028	119,971	106,921
Oats/'Aja'	4,498	1,657	1,426	9,767	407	*	*	*
Rice	38,322	20,545	14,378	*	*	*	*	*
Pulse	643,494	102,522	53,034	555,755	50,266	218,519	32,069	25,465
Horse/Faba beans	173,079	57,249	27,601	357,698	32,787	148,641	16,359	14,122
Field peas	87,019	18,909	11,855	91,506	6,181	71,012	9,671	7,524
White Haricot beans	44,574	3,288	1,308	45,840	2,337	2,698	*	*
Red Haricot beans	21,345	1,924	1,226	31,953	940	3,472	*	*
Chick peas	124,854	6,414	2,930	33,408	3,117	10,122	1,862	1,106
Lentiles	59,514	5,910	2,755	28,165	1,697	9,202	1,208	673
Vetch/Grass peas	88,538	1,648	272	21,126	1,302	*	*	*
Soya beans	*	*	624	-	-	*	*	*
Fenugreek	12,918	3,308	2,260	49,322	597	6,483	619	422
Mung bean/'Masho'	11,282	*	*	6,213	*	*	*	*
Gibto	15,411	1,206	1,698	5,738	*	11,246	484	553
Oil Seeds	308,325	56,730	50,106	199,172	10,359	73,736	9,536	4,064
Nueg	80,578	6,427	2,134	11,310	*	12,813	*	459
Linseed	30,676	3,442	1,386	35,918	1,054	9,936	*	321
Ground nuts	3,161	251	*	5,219	235	*	*	*
Safflower	4,679	2,458	3,292	29,735	773	4,027	*	*
Sesame	169,989	*	*	17,575	1,701	6,858	*	*
Rapeseed	19,242	16,583	26,725	113,910	4,539	45,340	2,641	2,047
Vegetables	39,566	35,764	85,131	677,842	5,077	51,019	1,475	1,956
Lettuce	49	42	*	7,534	26	-	-	-
Head Cabbage	459	374	289	59,732	204	4,519	*	*
Ethiopian Cabbage	740	543	105	178,789	489	2,417	*	*
Tomatoes	372	266	91	29,055	171	*	*	*
Green peppers	1,028	796	*	118,083	401	8,552	45	59
Red papers	36,871	33,719	83,898	339,793	3,769	36,889	1,390	1,851
Swiss chard	48	24	*	19,825	17	*	*	*
Root Crops	32,525	24,999	34,175	760,095	8,439	121,346	4,537	4,836
Beet root	181	137	58	29,418	78	*	*	*
Carrot	392	*	*	11,461	*	*	*	*
Onion	9,227	*	*	64,484	369	14,242	227	312
Potatoes	17,719	12,865	9,235	234,343	6,030	76,238	4,100	4,285
Yam	*	*	-	*	*	-	-	-
Garlic	4,821	3,431	3,410	552,662	1,798	33,454	173	212
Taro/'Godere'	*	*	-	*	*	-	-	-
Sweet potatoes	169	85	*	13,511	73	*	*	*
Other Temporary	18,448	9,677	10,799	463,777	4,618	23,334	256	301
Fruit Crops	4,550	2,513		209,796	1,529			
Avocado	115	84		21,254	81			
Bananas	1,188	361		59,907	349			
Guava	283	97		27,766	97			
Lemons	*	*		40,378	*			
Mangos	*	*		67,316	326			
Oranges	1,124	707		56,083	345			
Papayas	245	119		34,237	86			
Pineapples	*	*		*	*			
Stimulant Crops	37,735	22,277		898,705	19,143			
Chat	9,563	5,883		143,436	5,562			
Coffee	8,009	4,779		239,210	4,486			
Hops/'Gesho'	20,163	11,615		773,340	9,095			
Enset	*	-		-	-			
Sugar Cane	3,215	1,381		42,500	1,144			
Other Permanent	1,053	471		173,421	446			

(Table 1.3 cont'd.)

Amhara Region

Crop type	UREA			UREA + DAP			INDIGENOUS SEED		
	Holder	Hectare	Quintal	Holder	Hectare	Quintal	Holder	Hectare	Quintal
All	774,888	204,634	123,082	2,350,580	1,495,374	2,694,885	4,315,911	4,180,843	2,999,832
Cereals	652,267	193,440	115,379	2,296,217	1,399,228	2,494,791	4,083,915	3,097,900	2,217,386
Teff	252,344	81,770	42,786	1,264,607	584,632	843,139	2,466,163	1,098,081	449,328
Barley	55,779	9,351	5,151	274,457	63,299	75,795	1,468,383	361,448	528,498
Wheat	89,617	13,809	9,011	963,076	329,994	610,532	1,581,267	483,927	800,669
Maize	246,190	37,427	32,589	1,025,186	322,846	824,736	2,133,664	213,919	82,937
Sorghum	57,749	19,821	7,346	153,072	43,993	68,195	1,427,857	655,182	160,784
Finger millet	80,786	15,300	7,649	171,308	49,382	67,723	733,377	242,524	117,994
Oats/'Aja'	*	*	*	7,550	939	1,217	60,468	4,498	6,713
Rice	38,302	15,932	*	15,171	4,143	*	79,683	38,322	70,464
Pulse	54,350	4,231	2,399	193,880	15,956	25,170	2,520,771	642,643	725,716
Horse/Faba beans	23,753	1,362	858	106,875	6,741	12,622	1,382,063	172,978	259,611
Field peas	5,643	689	283	37,257	2,368	4,048	680,611	86,998	102,291
White Haricot									
beans	*	*	*	11,135	355	880	290,843	44,569	39,412
Red Haricot beans	*	*	*	6,187	208	641	178,002	21,345	-
Chick peas	-	-	-	9,516	1,435	1,824	631,881	124,171	139,126
Lentiles	7,692	1,035	427	17,364	1,969	1,655	423,174	59,514	52,850
Vetch/Grass peas	*	*	*	*	*	*	504,118	88,538	109,769
Soya beans	-	-	-	*	*	*	12,838	*	*
Fenugreek	5,001	*	59	24,972	1,984	1,779	236,762	12,918	9,181
Mung bean/'Masho'	*	*	*	*	*	*	52,354	11,241	-
Gibto	*	*	*	9,066	321	994	90,161	15,411	7,316
Oil Seeds	43,264	2,211	1,513	211,614	*	44,528	1,312,505	308,291	56,730
Nueg	4,988	232	160	18,814	600	1,516	374,188	80,578	12,378
Linseed	8,616	232	158	15,245	532	*	397,145	30,676	12,121
Ground nuts	-	-	-	*	*	*	34,720	3,161	*
Safflower	5,689	*	*	18,304	1,049	2,740	99,944	4,679	*
Sesame	6,351	696	219	34,024	*	*	335,450	169,960	23,868
Rapeseed	20,577	831	756	127,615	8,572	23,921	316,838	19,236	3,502
Vegetables	131,490	1,707	1,474	245,485	27,504	81,700	1,394,678	39,444	-
Lettuce	*	*	*	*	*	*	9,921	*	-
Head Cabbage	10,498	65	63	10,063	*	*	100,001	383	-
Ethiopian Cabbage	4,999	25	22	5,860	27	80	271,641	726	-
Tomatoes	2,596	67	*	4,133	*	48	52,023	357	-
Green peppers	16,438	117	102	*	*	*	213,087	1,026	-
Red papers	102,626	1,414	1,226	215,068	27,147	80,821	861,084	36,867	-
Swiss chard	*	*	*	-	-	-	28,306	44	-
Root Crops	123,803	1,354	1,137	222,268	10,670	28,203	1,547,565	31,604	-
Beet root	*	*	*	3,031	*	*	50,553	118	-
Carrot	*	*	*	*	*	*	25,272	345	-
Onion	30,940	641	499	70,069	*	*	230,543	*	-
Potatoes	11,483	270	225	62,462	2,464	4,725	479,552	17,627	-
Yam	-	-	-	-	-	-	*	*	-
Garlic	85,909	414	387	100,937	1,047	2,810	1,077,329	4,820	-
Taro/'Godere'	-	-	-	-	-	-	*	*	-
Sweet potatoes	*	*	*	*	*	*	28,521	169	-
Other Temporary	53,933	1,082	730	118,865	3,722	9,768	905,875	18,420	-
Fruit Crops							385,913	3,191	
Avocado							27,439	92	
Bananas							124,481	1,102	
Guava							58,689	274	
Lemons							80,821	*	
Mangos							95,793	449	
Oranges							103,772	635	
Papayas							72,990	205	
Pineapples							*	*	
Stimulant Crops							1,657,541	35,321	
Chat							256,598	9,548	
Coffee							341,296	5,970	
Hops/'Gesho'							1,466,950	19,802	
Enset							*	*	
Sugar Cane							91,941	3,102	
Other Permanent							288,616	904	

(Table 1.3 Cont'd.)

Amhara Region

Crop type	IMPROVED SEED			PESTICIDE		IRRIGATION		EXTENSION PACKAGE	
	Holder	Hectare	Quintal	Holder	Hectare	Holder	Hectare	Holder	Hectare
All	1,204,104	398,309	162,824	1,036,279	577,410	539,922	42,295	2,810,065	2,078,175
Cereals	1,099,895	392,318	161,616	914,372	518,872	94,824	16,204	2,716,714	1,864,849
Teff	122,634	45,035	13,886	506,219	212,657	14,434	2,674	1,636,238	764,571
Barley	7,424	*	*	68,754	14,809	8,599	1,445	435,656	99,472
Wheat	193,422	45,683	80,829	249,306	79,567	9,272	983	1,062,167	326,781
Maize	901,297	299,449	65,209	181,051	38,586	44,865	3,182	1,416,607	402,421
Sorghum	*	*	*	169,370	88,509	*	*	297,128	109,248
Finger millet	*	*	*	220,303	83,548	2,731	*	411,590	153,341
Oats/'Aja'	-	-	-	*	*	*	*	9,404	1,063
Rice	-	-	-	*	*	*	*	*	*
Pulse	5,037	*	*	143,300	35,100	15,349	1,140	602,926	95,967
Horse/Faba beans	*	*	*	25,679	2,601	2,704	178	381,817	39,374
Field peas	*	*	*	11,525	*	*	*	129,678	15,511
White Haricot beans	*	*	*	*	*	-	-	45,215	5,598
Red Haricot beans	-	-	-	*	*	*	*	33,417	2,607
Chick peas	*	*	*	43,295	10,879	*	*	54,744	12,682
Lentiles	-	-	-	*	*	*	*	40,469	*
Vetch/Grass peas	-	-	-	21,486	*	*	*	18,797	2,110
Soya beans	-	-	-	*	*	-	-	*	*
Fenugreek	-	-	-	*	*	4,656	*	28,810	1,858
Mung bean/'Masho'	150	*	8	19,414	5,257	-	-	9,993	2,192
Gibto	-	-	-	3,819	*	-	-	19,989	1,388
Oil Seeds	*	*	-	28,392	*	*	*	357,855	57,994
Nueg	-	-	-	*	*	-	-	50,133	5,715
Linseed	-	-	-	*	*	*	*	39,562	2,967
Ground nuts	-	-	-	*	*	-	-	10,184	*
Safflower	-	-	-	*	*	-	-	28,371	1,407
Sesame	*	*	-	14,721	*	*	*	69,691	34,154
Rapeseed	*	*	-	*	*	*	*	187,767	12,627
Vegetables	24,135	122	-	26,012	*	105,977	803	386,904	29,650
Lettuce	*	*	-	*	*	1,819	*	*	*
Head Cabbage	15,351	*	-	*	*	13,451	*	46,038	267
Ethiopian Cabbage	*	*	-	*	*	12,677	54	13,574	52
Tomatoes	*	*	-	*	*	6,342	22	7,973	70
Green peppers	*	*	-	*	*	44,089	213	48,828	354
Red papers	*	*	-	*	*	43,011	430	299,834	28,877
Swiss chard	3,015	4	-	-	-	3,503	*	*	*
Root Crops	23,407	*	-	54,866	*	137,594	9,295	393,722	15,217
Beet root	7,622	*	-	*	*	4,931	*	15,132	103
Carrot	6,086	47	-	*	*	5,416	*	10,695	*
Onion	*	*	-	39,300	*	61,974	*	100,332	*
Potatoes	5,566	92	-	4,531	*	34,512	2,134	140,130	6,313
Yam	-	-	-	-	-	-	-	-	-
Garlic	*	*	-	15,009	*	49,055	602	170,433	1,328
Taro/'Godere'	-	-	-	-	-	*	*	-	-
Sweet potatoes	*	*	-	-	-	*	*	7,150	61
Other Temporary	5,671	28	-	20,919	*	39,421	*	200,739	4,907
Fruit Crops				4,549	*	155,327	1,625	75,988	*
Avocado				*	*	17,787	57	8,882	18
Bananas				*	*	71,145	856	19,941	147
Guava				*	*	11,289	66	8,488	29
Lemons				*	*	24,168	*	13,797	*
Mangos				1,513	*	46,329	235	28,435	*
Oranges				*	*	33,872	214	10,564	*
Papayas				*	*	28,668	114	14,009	51
Pineapples				-	-	-	-	*	*
Stimulant Crops	101,298	2,414	-	52,013	1,848	325,857	8,154	278,701	6,839
Chat				29,675	1,308	81,275	3,510	21,859	380
Coffee	90,482	*	-	*	*	147,773	1,924	96,716	*
Hops/'Gesho'				24,143	361	250,598	2,721	236,054	4,162
Enset				-	-	-	-	-	-
Sugar Cane				-	-	38,269	1,163	15,094	*
Other Permanent				*	*	39,968	198	41,348	262

Table1.3.1 Number of Holders, Inputs Applied Area and Quantity of Inputs used

North Gondar

Crop type	All	All Fertilizers		Natural		DAP		
	Crop Area	Hectare	Quintal	Holder	Hectare	Holder	Hectare	Quintal
All	895,202	322,892	337,920	410,785	60,068	86,607	32,117	23,803
Cereals	613,956	275,193	306,883	330,159	46,326	77,433	30,472	22,432
Teff	134,222	96,520	89,010	10,841	1,287	36,840	11,814	7,206
Barley	55,023	20,019	16,929	43,787	6,098	*	*	*
Wheat	69,440	32,269	35,072	39,377	7,324	8,385	1,072	*
Maize	81,372	72,634	108,146	268,363	23,369	18,709	1,376	948
Sorghum	204,687	15,442	*	33,647	*	*	*	*
Finger millet	64,319	35,918	39,338	6,200	1,210	25,464	*	*
Oats/'Aja'	*	*	-	*	*	-	-	-
Rice	*	*	*	-	-	-	-	-
Pulse	105,861	6,740	3,695	35,717	4,144	*	*	*
Horse/Faba beans	27,735	3,239	2,896	20,427	1,848	*	*	*
Field peas	17,354	*	-	*	*	-	-	-
White Haricot beans	*	*	-	*	*	-	-	-
Red Haricot beans	*	-	-	-	-	-	-	-
Chick peas	41,787	1,010	*	*	*	*	*	*
Lentiles	8,130	*	*	*	*	-	-	-
Vetch/Grass peas	2,634	*	-	*	*	-	-	-
Soya beans	-	-	-	-	-	-	-	-
Fenugreek	*	754	*	2,744	*	*	*	*
Mung bean/'Masho'	*	*	-	*	*	-	-	-
Gibto	-	-	-	-	-	-	-	-
Oil Seeds	154,517	*	*	22,778	*	*	*	*
Nueg	12,159	*	*	*	*	-	-	-
Linseed	6,762	*	*	4,859	*	*	*	*
Ground nuts	*	*	-	*	*	-	-	-
Safflower	*	*	*	*	*	-	-	-
Sesame	129,813	*	*	*	*	-	-	-
Rapeseed	4,516	4,107	*	14,361	*	-	-	-
Vegetables	5,850	3,866	*	99,489	1,300	*	*	*
Lettuce	-	-	-	-	-	-	-	-
Head Cabbage	*	*	*	*	*	-	-	-
Ethiopian Cabbage	*	*	-	*	*	-	-	-
Tomatoes	*	*	*	*	*	-	-	-
Green peppers	*	*	*	*	*	*	*	*
Red papers	5,438	3,547	*	68,037	1,135	*	*	*
Swiss chard	*	*	-	*	*	-	-	-
Root Crops	3,789	3,259	3,253	91,126	1,547	*	*	*
Beet root	-	-	-	-	-	-	-	-
Carrot	-	-	-	-	-	-	-	-
Onion	*	*	*	*	*	*	*	*
Potatoes	2,043	1,811	*	53,114	1,262	*	*	*
Yam	-	-	-	-	-	-	-	-
Garlic	1,107	893	*	62,493	273	*	*	*
Taro/'Godere'	-	-	-	-	-	-	-	-
Sweet potatoes	*	*	-	*	*	-	-	-
Other Temporary	6,554	4,078	3,371	69,277	2,272	*	*	*
Fruit Crops	*	*	*	*	*			
Avocado	-	-	-	-	-			
Bananas	*	*	*	*	*			
Guava	*	-	-	-	-			
Lemons	*	*	*	*	*			
Mangos	*	*	*	*	*			
Oranges	*	*	*	*	*			
Papayas	36	*	*	*	*			
Pineapples	-	-	-	-	-			
Stimulant Crops	4,139	2,230	*	68,624	1,608			
Chat	*	*	*	*	*			
Coffee	*	*	*	*	*			
Hops/'Gesho'	3,554	1,882	*	67,219	1,338			
Enset	-	-	-	-	-			
Sugar Cane	*	*	*	*	*			
Other Permanent	*	*	*	5,751	*			

(Table 1.3.1 cont'd.)

North Gondar

Crop type	UREA			UREA + DAP			INDIGENOUS SEED		
	Holder	Hectare	Quintal	Holder	Hectare	Quintal	Holder	Hectare	Quintal
All	92,153	21,244	10,498	333,087	209,463	303,619	710,322	849,409	465,421
Cereals	76,144	19,423	9,275	319,309	178,972	275,176	675,559	568,414	338,150
Teff	28,945	6,927	2,553	188,158	76,491	79,251	318,365	122,223	58,747
Barley	*	*	*	36,328	7,280	10,637	226,728	54,947	82,064
Wheat	*	*	*	72,543	23,216	33,269	174,153	64,387	90,236
Maize	30,772	3,796	*	180,419	44,093	104,107	430,203	52,958	20,766
Sorghum	6,509	*	395	37,298	*	*	377,734	204,687	58,344
Finger millet	20,852	5,285	2,084	72,427	19,479	30,307	215,762	64,319	21,994
Oats/'Aja'	-	-	-	-	-	-	*	*	*
Rice	*	*	*	*	*	*	*	*	*
Pulse	*	*	*	17,876	1,493	2,809	324,653	105,654	103,003
Horse/Faba beans	*	*	*	14,949	827	*	189,209	27,735	34,735
Field peas	-	-	-	-	-	-	97,651	17,354	17,682
White Haricot	-	-	-	-	-	-	-	-	-
beans	-	-	-	-	-	-	18,113	*	520
Red Haricot beans	-	-	-	-	-	-	*	*	-
Chick peas	-	-	-	*	*	*	138,977	41,580	38,111
Lentiles	-	-	-	*	*	*	42,570	8,130	6,734
Vetch/Grass peas	-	-	-	-	-	-	21,763	2,634	1,978
Soya beans	-	-	-	-	-	-	-	-	-
Fenugreek	-	-	-	*	*	*	26,893	*	*
Mung bean/'Masho'	-	-	-	-	-	-	*	*	-
Gibto	-	-	-	-	-	-	-	-	-
Oil Seeds	*	*	*	22,593	*	*	303,092	154,517	24,268
Nueg	-	-	-	*	*	*	60,326	12,159	2,320
Linseed	-	-	-	*	*	*	65,958	6,762	3,092
Ground nuts	-	-	-	-	-	-	*	*	*
Safflower	*	*	*	*	*	*	15,864	*	157
Sesame	*	*	*	*	*	*	171,529	129,813	18,330
Rapeseed	*	*	*	7,919	1,885	*	31,023	4,516	*
Vegetables	24,845	380	307	49,728	*	*	245,339	5,837	-
Lettuce	-	-	-	-	-	-	-	-	-
Head Cabbage	*	*	*	-	-	-	*	*	-
Ethiopian Cabbage	-	-	-	-	-	-	*	*	-
Tomatoes	-	-	-	*	*	*	*	*	-
Green peppers	*	*	*	*	*	*	*	*	-
Red papers	17,427	299	237	40,980	*	*	188,906	5,438	-
Swiss chard	-	-	-	-	-	-	*	*	-
Root Crops	15,490	190	187	48,023	1,076	2,659	210,336	3,789	-
Beet root	-	-	-	-	-	-	-	-	-
Carrot	-	-	-	-	-	-	-	-	-
Onion	*	*	*	*	*	*	*	*	-
Potatoes	*	*	*	4,397	164	*	74,704	2,043	-
Yam	-	-	-	-	-	-	-	-	-
Garlic	14,742	110	107	35,230	*	*	163,146	1,107	-
Taro/'Godere'	-	-	-	-	-	-	-	-	-
Sweet potatoes	-	-	-	-	-	-	*	*	-
Other Temporary	8,039	*	191	35,142	1,255	3,103	141,958	6,554	-
Fruit Crops							27,205	*	
Avocado							-	-	
Bananas							5,223	*	
Guava							*	*	
Lemons							*	*	
Mangos							*	*	
Oranges							*	*	
Papayas							11,310	*	
Pineapples							-	-	
Stimulant Crops							135,690	4,116	
Chat							*	*	
Coffee							*	*	
Hops/'Gesho'							134,195	3,545	
Enset							-	-	
Sugar Cane							-	-	
Other Permanent							14,210	*	

(Table 1.3.1 Cont'd.)

North Gondar

Crop type	IMPROVED SEED			PESTICIDE		IRRIGATION		EXTENSION PACKAGE	
	Holder	Hectare	Quintal	Holder	Hectare	Holder	Hectare	Holder	Hectare
All	154,807	45,793	18,806	203,615	133,206	48,734	*	332,302	209,354
Cereals	148,749	45,542	18,612	196,351	118,957	*	*	316,007	174,425
Teff	33,187	11,999	3,549	96,587	34,824	-	-	170,790	67,719
Barley	*	*	*	*	*	*	*	42,705	7,511
Wheat	25,820	5,054	8,062	14,931	2,438	-	-	62,338	15,115
Maize	116,050	28,414	6,802	90,123	11,918	*	*	209,026	49,182
Sorghum	-	-	-	74,462	44,720	-	-	47,540	11,378
Finger millet	-	-	-	65,011	19,997	*	*	84,246	23,252
Oats/'Aja'	-	-	-	-	-	-	-	-	-
Rice	-	-	-	*	*	*	*	*	*
Pulse	*	*	*	*	*	*	*	37,601	4,890
Horse/Faba beans	-	-	-	*	*	-	-	26,792	2,186
Field peas	-	-	-	*	*	-	-	*	*
White Haricot beans	-	-	-	*	*	-	-	-	-
Red Haricot beans	-	-	-	*	*	-	-	-	-
Chick peas	*	*	*	*	*	*	*	*	*
Lentiles	-	-	-	-	-	-	-	*	*
Vetch/Grass peas	-	-	-	-	-	-	-	*	*
Soya beans	-	-	-	-	-	-	-	-	-
Fenugreek	-	-	-	-	-	*	*	*	*
Mung bean/'Masho'	-	-	-	-	-	-	-	*	*
Gibto	-	-	-	-	-	-	-	-	-
Oil Seeds	-	-	-	*	*	*	*	27,854	*
Nueg	-	-	-	*	*	-	-	*	*
Linseed	-	-	-	-	-	-	-	*	*
Ground nuts	-	-	-	-	-	-	-	*	*
Safflower	-	-	-	-	-	-	-	*	*
Sesame	-	-	-	*	*	*	*	*	*
Rapeseed	-	-	-	*	*	-	-	9,166	1,968
Vegetables	*	*	-	*	*	*	*	64,040	*
Lettuce	-	-	-	-	-	-	-	-	-
Head Cabbage	-	-	-	-	-	-	-	*	*
Ethiopian Cabbage	*	*	-	-	-	-	-	-	-
Tomatoes	-	-	-	-	-	*	*	*	*
Green peppers	-	-	-	-	-	*	*	*	*
Red papers	-	-	-	*	*	*	*	49,899	*
Swiss chard	-	-	-	-	-	-	-	-	-
Root Crops	-	-	-	*	*	*	*	57,637	1,570
Beet root	-	-	-	-	-	-	-	-	-
Carrot	-	-	-	-	-	-	-	-	-
Onion	-	-	-	*	*	*	*	*	*
Potatoes	-	-	-	*	*	-	-	*	*
Yam	-	-	-	-	-	-	-	-	-
Garlic	-	-	-	*	*	*	*	39,365	*
Taro/'Godere'	-	-	-	-	-	-	-	-	-
Sweet potatoes	-	-	-	-	-	-	-	*	*
Other Temporary	-	-	-	*	*	*	*	35,014	1,313
Fruit Crops				-	-	*	*	*	*
Avocado				-	-	-	-	-	-
Bananas				-	-	*	*	*	*
Guava				-	-	*	*	*	*
Lemons				-	-	*	*	*	*
Mangos				-	-	*	*	*	*
Oranges				-	-	-	-	-	-
Papayas				-	-	*	*	*	*
Pineapples				-	-	-	-	-	-
Stimulant Crops	*	*	-	*	*	24,611	*	23,612	775
Chat				-	-	-	-	-	-
Coffee	*	*	-	-	-	*	*	3,035	*
Hops/'Gesho'				*	*	24,611	*	21,950	680
Enset				-	-	-	-	-	-
Sugar Cane				-	-	-	-	-	-
Other Permanent				-	-	*	*	-	-

Table1.3.2 Number of Holders, Inputs Applied Area and Quantity of Inputs used

South Gondar

Crop type	All Crop Area	All Fertilizers		Natural		DAP		
		Hectare	Quintal	Holder	Hectare	Holder	Hectare	Quintal
All	539,953	252,694	225,352	282,333	35,906	69,735	30,058	24,244
Cereals	411,347	240,774	214,754	230,127	30,919	61,478	27,514	21,394
Teff	152,124	102,078	91,948	11,954	2,231	41,325	14,059	10,041
Barley	42,869	14,786	7,801	24,696	2,925	4,862	989	474
Wheat	75,530	48,924	50,776	38,400	5,215	11,305	2,717	1,723
Maize	43,033	33,739	31,571	190,635	17,882	8,072	661	652
Sorghum	29,496	*	*	*	*	*	*	*
Finger millet	34,413	21,373	18,949	8,440	*	*	*	*
Oats/'Aja'	*	*	*	*	*	-	-	-
Rice	33,180	18,063	*	*	*	*	*	*
Pulse	90,331	3,568	2,795	33,269	1,411	8,424	838	612
Horse/Faba beans	15,033	1,521	*	20,037	820	1,692	*	*
Field peas	8,634	822	*	*	*	*	*	*
White Haricot beans	*	*	*	-	-	*	*	*
Red Haricot beans	3,839	*	-	*	*	-	-	-
Chick peas	16,485	*	*	*	*	-	-	-
Lentiles	4,680	*	*	*	*	*	*	*
Vetch/Grass peas	33,044	*	-	*	*	-	-	-
Soya beans	-	-	-	-	-	-	-	-
Fenugreek	*	*	*	*	*	*	*	*
Mung bean/'Masho'	*	-	-	-	-	-	-	-
Gibto	*	*	*	*	*	*	*	*
Oil Seeds	27,464	2,504	3,327	31,951	608	*	*	*
Nueg	14,874	*	*	-	-	*	*	*
Linseed	7,294	*	*	*	*	*	*	*
Ground nuts	*	-	-	-	-	-	-	-
Safflower	209	*	*	*	*	*	*	*
Sesame	*	*	*	-	-	-	-	-
Rapeseed	2,017	*	*	30,048	540	*	*	*
Vegetables	1,233	1,089	*	33,586	161	*	*	*
Lettuce	*	*	-	*	*	-	-	-
Head Cabbage	24	20	*	*	12	*	*	*
Ethiopian Cabbage	*	*	*	*	*	-	-	-
Tomatoes	*	*	-	*	*	-	-	-
Green peppers	20	*	-	*	*	-	-	-
Red papers	1,142	*	*	20,304	115	*	*	*
Swiss chard	6	6	*	6,018	6	*	*	*
Root Crops	6,837	3,177	2,410	105,486	1,547	16,853	788	874
Beet root	*	*	-	*	*	-	-	-
Carrot	*	*	-	*	*	-	-	-
Onion	*	-	-	-	-	-	-	-
Potatoes	6,125	2,730	*	35,820	*	15,005	783	867
Yam	-	-	-	-	-	-	-	-
Garlic	704	442	*	82,893	220	1,848	*	*
Taro/'Godere'	-	-	-	-	-	-	-	-
Sweet potatoes	-	-	-	-	-	-	-	-
Other Temporary	586	433	*	32,440	268	*	*	*
Fruit Crops	31	*	*	*	*			
Avocado	-	-	-	-	-			
Bananas	*	*	*	*	*			
Guava	*	-	-	-	-			
Lemons	*	-	-	-	-			
Mangos	*	-	-	-	-			
Oranges	*	-	-	-	-			
Papayas	7	*	*	*	*			
Pineapples	-	-	-	-	-			
Stimulant Crops	1,906	1,133	*	75,705	977			
Chat	*	*	*	*	*			
Coffee	37	*	*	4,857	*			
Hops/'Gesho'	1,606	863	*	70,351	707			
Enset	-	-	-	-	-			
Sugar Cane	*	*	*	*	*			
Other Permanent	*	*	*	5,470	*			

(Table 1.3.2 Cont'd.)

South Gondar

Crop type	IMPROVED SEED			PESTICIDE		IRRIGATION		EXTENSION PACKAGE	
	Holder	Hectare	Quintal	Holder	Hectare	Holder	Hectare	Holder	Hectare
All	49,032	12,737	8,390	78,652	35,272	36,507	*	279,069	184,132
Cereals	45,523	12,725	8,390	68,824	34,500	*	*	274,476	171,966
Teff	13,065	*	1,609	47,117	18,698	*	*	183,492	88,908
Barley	*	*	*	*	*	*	*	31,421	7,683
Wheat	12,642	3,309	5,153	25,490	9,024	*	*	98,701	35,471
Maize	23,739	4,058	1,036	*	*	*	*	115,964	17,534
Sorghum	-	-	-	*	*	*	*	*	*
Finger millet	-	-	-	*	*	-	-	32,809	8,765
Oats/'Aja'	-	-	-	*	*	-	-	*	*
Rice	-	-	-	-	-	*	*	*	*
Pulse	-	-	-	*	*	*	*	39,143	4,354
Horse/Faba beans	-	-	-	*	*	-	-	16,069	840
Field peas	-	-	-	-	-	-	-	*	*
White Haricot beans	-	-	-	-	-	-	-	*	*
Red Haricot beans	-	-	-	-	-	-	-	*	*
Chick peas	-	-	-	*	*	*	*	*	*
Lentiles	-	-	-	*	*	-	-	*	*
Vetch/Grass peas	-	-	-	-	-	*	*	*	*
Soya beans	-	-	-	-	-	-	-	-	-
Fenugreek	-	-	-	-	-	-	-	*	*
Mung bean/'Masho'	-	-	-	-	-	-	-	-	-
Gibto	-	-	-	*	*	-	-	*	*
Oil Seeds	-	-	-	*	*	-	-	46,109	*
Nueg	-	-	-	-	-	-	-	*	*
Linseed	-	-	-	*	*	-	-	*	*
Ground nuts	-	-	-	-	-	-	-	-	-
Safflower	-	-	-	-	-	-	-	*	*
Sesame	-	-	-	-	-	-	-	*	*
Rapeseed	-	-	-	*	*	-	-	20,483	*
Vegetables	*	*	-	-	-	6,657	63	23,867	*
Lettuce	*	*	-	-	-	-	-	*	*
Head Cabbage	*	*	-	-	-	*	*	*	*
Ethiopian Cabbage	-	-	-	-	-	-	-	*	*
Tomatoes	*	*	-	-	-	*	*	*	*
Green peppers	*	*	-	-	-	2,614	*	*	*
Red papers	-	-	-	-	-	*	*	*	*
Swiss chard	1,893	*	-	-	-	*	*	*	*
Root Crops	*	*	-	*	*	*	*	27,331	1,374
Beet root	*	*	-	-	-	*	*	*	*
Carrot	*	*	-	-	-	*	*	*	*
Onion	-	-	-	-	-	-	-	-	-
Potatoes	-	-	-	*	*	*	*	18,684	1,140
Yam	-	-	-	-	-	-	-	-	-
Garlic	-	-	-	-	-	*	*	6,492	*
Taro/'Godere'	-	-	-	-	-	-	-	-	-
Sweet potatoes	-	-	-	-	-	-	-	-	-
Other Temporary	-	-	-	-	-	*	*	*	*
Fruit Crops	-	-	-	-	-	3,289	*	-	-
Avocado	-	-	-	-	-	-	-	-	-
Bananas	-	-	-	-	-	*	*	-	-
Guava	-	-	-	-	-	*	*	-	-
Lemons	-	-	-	-	-	-	-	-	-
Mangos	-	-	-	-	-	*	*	-	-
Oranges	-	-	-	-	-	*	*	-	-
Papayas	-	-	-	-	-	*	*	-	-
Pineapples	-	-	-	-	-	-	-	-	-
Stimulant Crops	-	-	-	*	*	14,870	97	7,942	144
Chat	-	-	-	*	*	*	*	-	-
Coffee	-	-	-	-	-	*	*	*	*
Hops/'Gesho'	-	-	-	*	*	13,342	72	7,942	*
Enset	-	-	-	-	-	-	-	-	-
Sugar Cane	-	-	-	-	-	4,417	*	-	-
Other Permanent	-	-	-	-	-	*	*	*	*

Table1.3.3 Number of Holders, Inputs Applied Area and Quantity of Inputs used

North Wolo

Crop type	All Crop Area	All Fertilizers		Natural		DAP		
		Hectare	Quintal	Holder	Hectare	Holder	Hectare	Quintal
All	277,651	99,588	75,043	222,056	25,073	30,954	5,903	3,229
Cereals	221,084	90,327	70,306	156,544	20,061	26,662	4,846	2,583
Teff	60,899	26,964	20,077	24,023	2,684	7,197	*	*
Barley	41,394	18,528	10,128	77,958	8,445	6,599	765	467
Wheat	33,137	21,764	29,305	22,845	1,315	3,779	*	*
Maize	7,337	3,881	*	67,637	2,231	3,064	54	*
Sorghum	75,802	17,903	8,125	27,545	4,908	7,065	*	887
Finger millet	1,712	1,024	637	4,895	398	-	-	-
Oats/'Aja'	803	*	*	*	*	-	-	-
Rice	-	-	-	-	-	-	-	-
Pulse	44,568	5,042	1,259	48,602	3,197	*	*	*
Horse/Faba beans	12,467	2,078	*	26,475	1,544	*	*	*
Field peas	10,663	991	*	14,716	850	*	*	*
White Haricot beans	3,827	*	-	*	*	-	-	-
Red Haricot beans	*	*	*	*	*	-	-	-
Chick peas	7,505	*	*	4,816	*	*	*	*
Lentiles	6,754	608	*	3,777	358	-	-	-
Vetch/Grass peas	1,513	*	*	*	*	-	-	-
Soya beans	-	-	-	-	-	-	-	-
Fenugreek	*	*	*	5,690	15	-	-	-
Mung bean/'Masho'	-	-	-	-	-	-	-	-
Gibto	-	-	-	-	-	-	-	-
Oilseeds	6,858	797	1,031	5,256	148	2,867	*	*
Nueg	559	*	*	*	*	*	*	*
Linseed	5,190	262	*	3,106	116	*	*	*
Ground nuts	-	-	-	-	-	-	-	-
Safflower	369	*	*	*	*	-	-	-
Sesame	732	*	*	*	*	*	*	*
Rapeseed	*	*	*	-	-	-	-	-
Vegetables	744	563	240	76,339	381	*	*	*
Lettuce	*	*	*	*	*	-	-	-
Head Cabbage	*	*	*	*	*	-	-	-
Ethiopian Cabbage	137	120	*	42,418	106	-	-	-
Tomatoes	*	*	*	*	*	-	-	-
Green peppers	63	52	*	10,643	*	-	-	-
Red papers	467	327	126	24,160	216	*	*	*
Swiss chard	5	3	-	2,685	3	-	-	-
Root Crops	2,046	1,711	1,638	70,100	434	*	*	*
Beet root	*	*	*	*	*	-	-	-
Carrot	*	*	*	*	*	-	-	-
Onion	*	*	*	*	*	*	*	*
Potatoes	535	433	*	28,125	253	*	*	*
Yam	-	-	-	-	-	-	-	-
Garlic	321	251	*	48,418	142	*	*	*
Taro/'Godere'	-	-	-	-	-	-	-	-
Sweet potatoes	*	-	-	-	-	-	-	-
Other Temporary	515	135	*	34,137	120	-	-	-
Fruit Crops	296	175	*	22,117	*	*	*	*
Avocado	*	*	*	*	*	*	*	*
Bananas	80	48	*	11,752	42	*	*	*
Guava	*	*	*	*	*	*	*	*
Lemons	*	*	*	*	*	*	*	*
Mangos	46	*	*	*	*	*	*	*
Oranges	*	*	*	6,098	*	*	*	*
Papayas	*	*	*	3,327	*	*	*	*
Pineapples	-	-	-	-	-	*	*	*
Stimulant Crops	1,273	625	*	51,423	496	*	*	*
Chat	83	54	*	11,003	27	*	*	*
Coffee	582	278	*	29,331	230	*	*	*
Hops/'Gesho'	608	293	*	40,815	238	*	*	*
Enset	-	-	-	-	-	*	*	*
Sugar Cane	*	*	*	*	*	*	*	*
Other Permanent	*	5	*	4,385	5	*	*	*

(Table 1.3.3 cont'd.)

North Wolo

[illegible]

(Table 1.3.3 Cont'd.)

North Wolo

Crop type	IMPROVED SEED			PESTICIDE		IRRIGATION		EXTENSION PACKAGE	
	Holder	Hectare	Quintal	Holder	Hectare	Holder	Hectare	Holder	Hectare
All	60,424	9,629	10,705	36,152	10,174	55,983	3,155	207,353	70,819
Cereals	46,092	8,695	10,705	28,194	8,760	11,283	1,294	200,872	65,790
Teff	*	1,963	*	18,154	*	4,473	484	103,207	22,919
Barley	*	*	*	1,748	*	1,609	*	57,461	9,200
Wheat	27,272	5,559	8,995	4,353	790	*	*	88,534	18,987
Maize	*	*	*	*	*	*	*	27,012	*
Sorghum	*	*	*	*	*	*	*	48,065	12,417
Finger millet	*	*	*	*	*	*	*	8,368	551
Oats/'Aja'	-	-	-	-	-	-	-	*	*
Rice	-	-	-	-	-	-	-	-	-
Pulse	-	-	-	*	*	2,125	*	20,936	2,541
Horse/Faba beans	-	-	-	*	*	*	*	9,324	768
Field peas	-	-	-	*	*	-	-	5,136	263
White Haricot beans	-	-	-	-	-	-	-	*	*
Red Haricot beans	-	-	-	*	*	*	*	*	*
Chick peas	-	-	-	*	*	*	*	*	*
Lentiles	-	-	-	-	-	-	-	*	*
Vetch/Grass peas	-	-	-	*	*	-	-	*	*
Soya beans	-	-	-	-	-	-	-	-	-
Fenugreek	-	-	-	-	-	*	*	1,874	*
Mung bean/'Masho'	-	-	-	-	-	-	-	-	-
Gibto	-	-	-	-	-	-	-	-	-
Oil Seeds	-	-	-	*	*	-	-	16,810	668
Nueg	-	-	-	*	*	-	-	6,686	*
Linseed	-	-	-	-	-	-	-	5,129	*
Ground nuts	-	-	-	-	-	-	-	-	-
Safflower	-	-	-	-	-	-	-	*	*
Sesame	-	-	-	*	*	-	-	*	*
Rapeseed	-	-	-	-	-	-	-	*	*
Vegetables	1,618	*	-	*	*	15,981	95	18,784	202
Lettuce	-	-	-	-	-	*	*	*	*
Head Cabbage	*	*	-	*	*	*	*	*	*
Ethiopian Cabbage	*	*	-	-	-	*	*	4,208	*
Tomatoes	*	*	-	-	-	*	*	*	*
Green peppers	-	-	-	*	*	*	*	3,057	*
Red papers	-	-	-	*	*	10,933	59	10,029	118
Swiss chard	*	*	-	-	-	*	*	*	*
Root Crops	*	*	-	*	*	16,812	*	30,851	*
Beet root	-	-	-	-	-	-	-	*	*
Carrot	*	*	-	-	-	*	*	*	*
Onion	*	*	-	*	*	*	*	15,127	*
Potatoes	*	*	-	*	*	*	*	6,329	*
Yam	-	-	-	-	-	-	-	-	-
Garlic	-	-	-	-	-	*	*	10,898	*
Taro/'Godere'	-	-	-	-	-	-	-	-	-
Sweet potatoes	-	-	-	-	-	-	-	-	-
Other Temporary	*	*	-	-	-	*	*	*	*
Fruit Crops				*	*	20,023	178	4,167	*
Avocado				-	-	*	*	*	*
Bananas				-	-	10,866	52	1,467	*
Guava				-	-	2,188	*	-	-
Lemons				-	-	*	*	-	-
Mangos				*	*	*	*	*	*
Oranges				*	*	3,805	*	*	*
Papayas				-	-	*	*	*	*
Pineapples				-	-	-	-	-	-
Stimulant Crops	*	*	-	*	*	27,993	313	7,256	*
Chat				*	*	5,626	20	2,354	*
Coffee	*	*	-	*	*	21,713	173	4,862	*
Hops/'Gesho'				*	*	19,072	120	4,510	*
Enset				-	-	-	-		
Sugar Cane				-	-	*	*	*	*
Other Permanent				-	-	*	*	-	-

Table1.3.4 Number of Holders, Inputs Applied Area and Quantity of Inputs used

South Wolo

Crop type	All Crop Area	All Fertilizers		Natural		DAP		
		Hectare	Quintal	Holder	Hectare	Holder	Hectare	Quintal
All	463,072	273,752	281,708	432,386	64,803	39,953	7,410	4,732
Cereals	350,070	250,818	270,362	315,331	49,706	27,952	6,222	3,654
Teff	124,418	97,934	94,287	54,596	9,873	9,922	2,264	1,080
Barley	46,873	19,501	10,455	100,658	9,743	7,146	*	*
Wheat	96,665	88,863	143,088	73,769	6,748	8,248	*	*
Maize	11,165	8,563	*	167,431	6,206	*	*	*
Sorghum	66,550	33,347	16,946	81,151	16,265	*	*	*
Finger millet	2,852	1,612	*	11,186	602	-	-	-
Oats/'Aja'	1,545	996	*	6,187	267	*	*	*
Rice	*	*	-	*	*	-	-	-
Pulse	90,087	13,816	6,809	132,069	7,910	13,659	1,135	1,018
Horse/Faba beans	17,193	5,594	2,545	70,991	3,397	7,510	508	386
Field peas	12,110	1,508	*	21,140	1,295	*	*	*
White Haricot beans	8,865	641	*	20,224	510	*	*	*
Red Haricot beans	*	*	*	*	*	-	-	-
Chick peas	19,617	1,746	1,069	10,203	*	*	*	*
Lentiles	13,259	1,669	656	17,214	847	*	*	*
Vetch/Grass peas	13,605	*	*	*	*	*	*	*
Soya beans	*	*	*	-	-	-	-	-
Fenugreek	3,199	*	1,106	9,204	*	*	*	*
Mung bean/'Masho'	*	-	-	-	-	-	-	-
Gibto	*	*	*	-	-	-	-	-
Oil Seeds	5,632	1,101	1,316	26,793	555	*	*	*
Nueg	2,676	*	*	*	*	*	*	*
Linseed	1,929	186	*	9,480	122	-	-	-
Ground nuts	*	*	*	*	*	-	-	-
Safflower	*	*	*	*	*	*	*	*
Sesame	*	*	*	*	*	*	*	*
Rapeseed	*	*	*	*	*	-	-	-
Vegetables	1,285	948	*	144,370	926	*	*	*
Lettuce	*	*	-	3,957	*	-	-	-
Head Cabbage	22	*	*	*	*	-	-	-
Ethiopian Cabbage	183	127	*	54,642	120	-	-	-
Tomatoes	*	*	-	12,930	*	-	-	-
Green peppers	79	67	*	17,718	64	*	*	*
Red papers	855	624	*	57,509	613	-	-	-
Swiss chard	*	*	-	7,262	*	-	-	-
Root Crops	1,366	792	193	143,582	655	*	*	*
Beet root	*	*	-	*	*	-	-	-
Carrot	*	*	*	*	*	-	-	-
Onion	108	74	*	13,559	56	-	-	-
Potatoes	268	127	*	18,959	*	*	*	*
Yam	-	-	-	-	-	-	-	-
Garlic	812	509	*	119,471	411	*	*	*
Taro/'Godere'	-	-	-	-	-	-	-	-
Sweet potatoes	*	*	-	*	*	-	-	-
Other Temporary	*	614	51	82,919	521	*	*	*
Fruit Crops	*	*	*	30,788	131	*	*	*
Avocado	*	*	*	*	*	*	*	*
Bananas	*	*	*	3,962	*	*	*	*
Guava	*	*	*	*	*	*	*	*
Lemons	*	*	*	*	*	*	*	*
Mangos	*	*	*	*	*	*	*	*
Oranges	*	*	*	15,443	44	*	*	*
Papayas	*	8	*	6,445	8	*	*	*
Pineapples	*	*	*	*	*	*	*	*
Stimulant Crops	8,042	*	*	100,561	*	*	*	*
Chat	5,476	*	*	55,766	*	*	*	*
Coffee	1,786	*	*	41,545	*	*	*	*
Hops/'Gesho'	780	165	*	40,542	156	*	*	*
Enset	*	-	-	-	-	*	*	*
Sugar Cane	*	*	*	*	*	*	*	*
Other Permanent	158	12	*	9,806	12	*	*	*

(Table 1.3.4 cont'd.)

South Wolo

Crop type	UREA			UREA + DAP			INDIGENOUS SEED		
	Holder	Hectare	Quintal	Holder	Hectare	Quintal	Holder	Hectare	Quintal
All	66,885	11,377	3,357	334,864	190,162	273,618	636,032	446,624	341,152
Cereals	53,387	10,406	2,898	329,024	184,485	263,810	606,004	334,863	234,811
Teff	23,469	4,135	903	208,903	81,663	92,304	337,254	119,569	28,863
Barley	6,697	624	436	57,292	7,749	9,445	244,924	46,866	55,225
Wheat	12,836	2,193	905	224,756	78,488	140,669	306,436	86,314	127,338
Maize	6,579	242	*	14,958	1,543	*	241,139	11,165	6,870
Sorghum	9,512	*	*	46,685	13,709	16,397	198,839	66,550	13,838
Finger millet	*	*	*	5,666	*	*	29,072	2,852	791
Oats/'Aja'	*	*	*	4,448	*	*	26,561	1,545	1,884
Rice	-	-	-	-	-	-	*	*	*
Pulse	10,160	*	*	48,184	4,089	5,487	443,474	90,087	103,495
Horse/Faba beans	2,468	*	*	24,756	1,496	2,064	230,612	17,193	24,406
Field peas	*	*	*	*	*	*	121,984	12,110	14,972
White Haricot									
beans	*	*	*	*	*	*	87,339	8,865	7,888
Red Haricot beans	*	*	*	*	*	*	28,634	*	-
Chick peas	-	-	-	3,845	*	603	119,140	19,617	23,811
Lentiles	*	*	*	5,585	468	503	128,833	13,259	12,715
Vetch/Grass peas	-	-	-	*	*	*	110,092	13,605	17,375
Soya beans	-	-	-	*	*	*	*	*	*
Fenugreek	*	*	*	12,833	*	994	63,604	3,199	2,324
Mung bean/'Masho'	-	-	-	-	-	-	*	*	-
Gibto	-	-	-	*	*	*	*	*	*
Oil Seeds	*	*	*	16,081	439	1,249	132,795	5,626	*
Nueg	*	*	*	*	*	*	59,755	2,676	*
Linseed	*	*	*	-	-	-	63,577	1,929	678
Ground nuts	-	-	-	*	*	*	*	*	*
Safflower	*	*	*	*	*	*	*	*	*
Sesame	-	-	-	*	*	*	9,159	*	*
Rapeseed	-	-	-	*	*	*	7,988	*	7
Vegetables	*	*	*	*	*	*	206,619	1,279	-
Lettuce	-	-	-	-	-	-	3,874	*	-
Head Cabbage	-	-	-	*	*	*	12,266	*	-
Ethiopian Cabbage	*	*	*	*	*	*	81,018	183	-
Tomatoes	-	-	-	-	-	-	17,909	*	-
Green peppers	*	*	*	*	*	*	23,104	79	-
Red papers	*	*	*	*	*	*	83,317	855	-
Swiss chard	-	-	-	-	-	-	11,191	*	-
Root Crops	9,783	*	*	9,824	54	120	228,531	1,309	-
Beet root	-	-	-	-	-	-	*	*	-
Carrot	-	-	-	*	*	*	4,059	*	-
Onion	*	*	*	-	-	-	20,169	108	-
Potatoes	*	*	*	*	*	*	30,445	226	-
Yam	-	-	-	-	-	-	-	-	-
Garlic	8,554	*	*	8,432	*	*	196,614	812	-
Taro/'Godere'	-	-	-	-	-	-	-	-	-
Sweet potatoes	-	-	-	-	-	-	*	*	-
Other Temporary	3,915	*	*	*	*	*	144,320	*	-
Fruit Crops							60,281	564	
Avocado							*	*	
Bananas							*	*	
Guava							*	*	
Lemons							12,841	*	
Mangos							8,995	*	
Oranges							32,930	213	
Papayas							9,127	*	
Pineapples							*	*	
Stimulant Crops							196,108	7,973	
Chat							98,154	5,476	
Coffee							73,363	1,718	
Hops/'Gesho'							102,204	779	
Enset							*	*	
Sugar Cane							*	*	
Other Permanent							18,862	*	

(Table 1.3.4 Cont'd.)

South Wolo

Crop type	IMPROVED SEED			PESTICIDE		IRRIGATION		EXTENSION PACKAGE	
	Holder	Hectare	Quintal	Holder	Hectare	Holder	Hectare	Holder	Hectare
All	78,123	16,448	16,925	74,014	24,801	49,484	*	354,453	203,371
Cereals	50,505	15,207	16,925	66,338	23,721	*	*	344,683	196,933
Teff	*	*	*	11,181	*	*	*	218,797	84,454
Barley	*	*	-	*	*	*	*	57,411	7,611
Wheat	41,939	10,351	15,805	13,624	2,275	*	*	225,934	77,802
Maize	-	-	-	*	*	*	*	21,875	2,082
Sorghum	-	-	-	38,178	16,593	-	-	60,147	23,089
Finger millet	-	-	-	-	-	*	*	9,741	*
Oats/'Aja'	-	-	-	*	*	-	-	6,543	*
Rice	-	-	-	-	-	-	-	-	-
Pulse	-	-	-	11,659	885	2,962	*	52,271	4,200
Horse/Faba beans	-	-	-	*	*	*	*	23,575	1,323
Field peas	-	-	-	*	*	-	-	*	*
White Haricot beans	-	-	-	*	*	-	-	*	*
Red Haricot beans	-	-	-	-	-	-	-	*	*
Chick peas	-	-	-	-	-	-	-	6,720	*
Lentiles	-	-	-	*	*	-	-	3,877	*
Vetch/Grass peas	-	-	-	*	*	-	-	*	*
Soya beans	-	-	-	-	-	-	-	*	*
Fenugreek	-	-	-	-	-	*	*	11,941	*
Mung bean/'Masho'	-	-	-	-	-	-	-	*	*
Gibto	-	-	-	-	-	-	-	*	*
Oil Seeds	*	*	-	*	*	-	-	22,588	581
Nueg	-	-	-	-	-	-	-	*	*
Linseed	-	-	-	*	*	-	-	*	*
Ground nuts	-	-	-	-	-	-	-	*	*
Safflower	-	-	-	-	-	-	-	*	*
Sesame	-	-	-	-	-	-	-	*	*
Rapeseed	*	*	-	*	*	-	-	*	*
Vegetables	*	*	-	*	*	19,536	181	7,916	*
Lettuce	*	*	-	-	-	-	-	*	*
Head Cabbage	*	*	-	-	-	*	*	*	*
Ethiopian Cabbage	-	-	-	-	-	*	*	-	-
Tomatoes	-	-	-	*	*	*	*	-	-
Green peppers	-	-	-	-	-	*	*	*	*
Red papers	-	-	-	-	-	11,487	145	*	*
Swiss chard	*	*	-	-	-	*	*	*	*
Root Crops	*	*	-	*	*	*	*	16,666	193
Beet root	*	*	-	-	-	-	-	-	-
Carrot	*	*	-	-	-	*	*	*	*
Onion	-	-	-	*	*	*	*	*	*
Potatoes	*	*	-	-	-	-	-	*	*
Yam	-	-	-	-	-	-	-	-	-
Garlic	-	-	-	*	*	*	*	10,160	*
Taro/'Godere'	-	-	-	-	-	-	-	-	-
Sweet potatoes	-	-	-	-	-	*	*	-	-
Other Temporary	*	*	-	-	-	*	*	3,284	*
Fruit Crops				-	-	6,558	*	*	*
Avocado				-	-	-	-	-	-
Bananas				-	-	4,679	*	*	*
Guava				-	-	-	-	-	-
Lemons				-	-	-	-	*	*
Mangos				-	-	*	*	*	*
Oranges				-	-	*	*	*	*
Papayas				-	-	*	*	-	-
Pineapples				-	-	-	-	*	*
Stimulant Crops	*	*	-	*	*	30,868	*	8,129	272
Chat				*	*	*	*	5,578	*
Coffee	*	*	-	-	-	18,102	*	*	*
Hops/'Gesho'				-	-	*	*	3,102	*
Enset				-	-	-	-		
Sugar Cane				-	-	*	*	*	*
Other Permanent				-	-	*	*	*	*

Table1.3.5 Number of Holders, Inputs Applied Area and Quantity of Inputs used

North Shewa

Crop type	All Crop Area	All Fertilizers		Natural		DAP		
		Hectare	Quintal	Holder	Hectare	Holder	Hectare	Quintal
All	574,480	314,023	353,052	280,075	58,291	114,579	66,954	51,994
Cereals	446,150	273,040	317,787	196,339	37,148	100,970	60,216	46,864
Teff	140,876	102,756	100,772	21,480	4,458	48,176	30,612	19,000
Barley	66,439	48,113	41,650	79,998	11,669	43,571	18,575	17,943
Wheat	83,745	73,904	137,418	30,860	3,509	25,944	5,708	6,156
Maize	7,461	4,805	*	96,202	3,665	3,071	*	*
Sorghum	147,189	43,316	*	43,327	13,848	13,019	5,202	*
Finger millet	*	-	-	-	-	-	-	-
Oats/'Aja'	*	*	*	-	-	-	-	-
Rice	-	-	-	-	-	-	-	-
Pulse	106,672	27,916	7,241	117,840	18,813	24,572	*	*
Horse/Faba beans	38,451	17,210	2,342	93,899	14,820	8,732	*	1,524
Field peas	11,890	*	*	17,471	*	*	*	*
White Haricot beans	*	*	*	*	*	-	-	-
Red Haricot beans	*	189	*	*	*	-	-	-
Chick peas	17,622	1,737	*	*	*	*	*	*
Lentiles	22,226	2,953	1,665	2,642	*	7,802	1,128	650
Vetch/Grass peas	3,668	-	-	-	-	-	-	-
Soya beans	*	-	-	-	-	-	-	-
Fenugreek	2,448	*	336	5,958	26	*	*	*
Mung bean/'Masho'	7,016	*	*	*	*	*	*	*
Gibto	-	-	-	-	-	-	-	-
Oil Seeds	8,251	3,579	*	7,901	*	5,768	*	*
Nueg	275	*	*	*	*	*	*	*
Linseed	3,261	*	*	2,712	*	*	*	*
Ground nuts	-	-	-	-	-	-	-	-
Safflower	*	*	*	*	*	*	*	*
Sesame	3,925	*	*	*	*	*	*	*
Rapeseed	*	*	-	*	*	-	-	-
Vegetables	1,074	738	*	86,361	409	4,858	*	*
Lettuce	*	*	-	*	*	-	-	-
Head Cabbage	*	*	*	*	*	-	-	-
Ethiopian Cabbage	173	98	*	44,387	80	2,417	*	*
Tomatoes	*	*	*	3,017	*	*	*	*
Green peppers	*	*	*	7,473	*	*	*	*
Red papers	581	377	*	38,037	289	*	*	*
Swiss chard	*	*	*	*	*	-	-	-
Root Crops	*	*	*	100,315	373	18,083	230	*
Beet root	*	*	-	*	*	-	-	-
Carrot	*	*	-	*	*	-	-	-
Onion	*	*	*	22,766	61	8,381	*	*
Potatoes	318	125	*	21,505	61	*	*	*
Yam	-	-	-	-	-	-	-	-
Garlic	715	468	*	76,949	245	7,397	24	32
Taro/'Godere'	-	-	-	-	-	-	-	-
Sweet potatoes	*	*	-	*	*	-	-	-
Other Temporary	*	*	*	20,443	40	*	*	*
Fruit Crops	533	*	*	15,069	*	*	*	*
Avocado	*	*	*	*	*	*	*	*
Bananas	*	*	*	*	*	*	*	*
Guava	*	*	*	*	*	*	*	*
Lemons	*	*	*	3,415	*	*	*	*
Mangos	*	*	*	*	*	*	*	*
Oranges	83	*	*	*	*	*	*	*
Papayas	22	*	*	3,033	*	*	*	*
Pineapples	-	-	-	-	-	-	-	-
Stimulant Crops	2,574	932	*	57,609	859	*	*	*
Chat	*	*	*	5,370	*	*	*	*
Coffee	551	147	*	18,347	141	*	*	*
Hops/'Gesho'	1,790	761	*	51,250	706	*	*	*
Enset	-	-	-	-	-	-	-	-
Sugar Cane	*	*	*	*	*	*	*	*
Other Permanent	65	30	*	15,504	30	*	*	*

(Table 1.3.5 cont'd.)

North Shewa

Crop type	UREA			UREA + DAP			INDIGENOUS SEED		
	Holder	Hectare	Quintal	Holder	Hectare	Quintal	Holder	Hectare	Quintal
All	86,439	27,278	14,259	257,510	161,498	286,799	522,233	562,865	468,829
Cereals	75,846	25,981	13,553	247,740	149,695	257,370	493,634	435,086	317,891
Teff	34,214	11,437	6,055	138,420	56,248	75,717	301,061	136,555	41,844
Barley	6,044	682	491	49,032	17,188	23,216	203,184	66,439	107,597
Wheat	19,999	2,452	1,836	138,379	62,235	129,426	212,947	77,002	136,652
Maize	*	*	*	11,912	*	*	173,744	7,461	3,820
Sorghum	21,735	*	4,938	*	*	*	230,489	147,189	27,232
Finger millet	-	-	-	-	-	-	*	*	*
Oats/'Aja'	-	-	-	*	*	*	*	*	*
Rice	-	-	-	-	-	-	-	-	-
Pulse	5,207	*	*	22,077	3,165	3,000	320,473	106,156	149,374
Horse/Faba beans	*	*	*	5,291	*	*	207,779	38,409	80,508
Field peas	*	*	*	*	*	*	84,718	11,890	19,845
White Haricot									
beans	*	*	*	*	*	*	19,697	*	*
Red Haricot beans	-	-	-	*	*	*	29,514	*	-
Chick peas	-	-	-	*	*	*	74,744	17,147	21,612
Lentiles	*	*	*	*	*	882	103,983	22,226	19,199
Vetch/Grass peas	-	-	-	-	-	-	28,661	3,668	5,106
Soya beans	-	-	-	-	-	-	*	*	*
Fenugreek	-	-	-	*	*	283	44,214	2,448	1,783
Mung bean/'Masho'	-	-	-	-	-	-	33,456	7,016	-
Gibto	-	-	-	-	-	-	-	-	-
Oile Seeds	*	*	*	25,509	*	*	84,802	8,251	1,564
Nueg	-	-	-	*	*	*	12,070	275	61
Linseed	*	*	*	*	*	*	41,064	3,261	1,308
Ground nuts	-	-	-	-	-	-	-	-	-
Safflower	-	-	-	*	*	*	11,671	*	47
Sesame	*	*	*	*	*	*	28,949	3,925	141
Rapeseed	-	-	-	-	-	-	*	*	*
Vegetables	6,630	*	63	*	*	*	171,819	1,074	-
Lettuce	-	-	-	-	-	-	*	*	-
Head Cabbage	-	-	-	*	*	*	*	*	-
Ethiopian Cabbage	2,666	*	*	*	*	*	83,910	173	-
Tomatoes	*	*	*	*	*	*	8,593	*	-
Green peppers	*	*	*	*	*	*	27,176	*	-
Red papers	*	*	*	*	*	*	66,762	581	-
Swiss chard	*	*	*	-	-	-	3,551	*	-
Root Crops	15,562	191	170	45,857	*	*	251,007	*	-
Beet root	-	-	-	-	-	-	2,037	*	-
Carrot	-	-	-	-	-	-	6,097	*	-
Onion	11,034	*	*	*	*	*	118,125	*	-
Potatoes	-	-	-	*	*	*	48,078	310	-
Yam	-	-	-	-	-	-	-	-	-
Garlic	7,577	52	39	12,732	*	*	166,713	715	-
Taro/'Godere'	-	-	-	-	-	-	-	-	-
Sweet potatoes	-	-	-	-	-	-	*	*	-
Other Temporary	*	*	*	*	*	*	44,681	*	-
Fruit Crops							60,209	520	
Avocado							*	*	
Bananas							19,170	*	
Guava							*	*	
Lemons							18,184	*	
Mangos							6,958	*	
Oranges							16,224	80	
Papayas							12,841	22	
Pineapples							-	-	
Stimulant Crops							160,217	2,573	
Chat							21,979	*	
Coffee							51,761	551	
Hops/'Gesho'							139,036	1,790	
Enset							-	-	
Sugar Cane							17,209	*	
Other Permanent							34,160	51	

(Table 1.3.5 Cont'd.)

North Shewa

Crop type	IMPROVED SEED			PESTICIDE		IRRIGATION		EXTENSION PACKAGE	
	Holder	Hectare	Quintal	Holder	Hectare	Holder	Hectare	Holder	Hectare
All	23,968	11,615	14,814	169,120	86,516	86,867	*	365,729	254,895
Cereals	18,452	11,064	13,836	127,928	62,609	*	*	353,953	220,370
Teff	*	*	*	77,795	31,549	*	*	191,607	85,699
Barley	-	-	-	27,638	*	2,129	*	95,987	36,948
Wheat	16,151	6,743	13,334	62,755	16,054	-	-	168,237	59,833
Maize	-	-	-	10,083	354	*	*	34,353	1,921
Sorghum	-	-	-	21,294	8,259	*	*	82,964	35,969
Finger millet	-	-	-	-	-	-	-	-	-
Oats/'Aja'	-	-	-	-	-	*	*	-	-
Rice	-	-	-	-	-	-	-	-	-
Pulse	*	*	*	47,516	*	*	*	84,487	24,820
Horse/Faba beans	*	*	*	7,393	1,035	*	*	37,800	6,837
Field peas	-	-	-	*	*	-	-	*	*
White Haricot beans	-	-	-	*	*	-	-	*	*
Red Haricot beans	-	-	-	*	*	*	*	*	*
Chick peas	*	*	*	*	*	-	-	*	*
Lentiles	-	-	-	*	*	-	-	28,834	*
Vetch/Grass peas	-	-	-	-	-	*	*	-	-
Soya beans	-	-	-	-	-	-	-	-	-
Fenugreek	-	-	-	*	*	-	-	6,486	*
Mung bean/'Masho'	-	-	-	13,857	*	-	-	*	*
Gibto	-	-	-	-	-	-	-	-	-
Oil Seeds	-	-	-	*	*	*	*	35,284	2,815
Nueg	-	-	-	-	-	-	-	*	*
Linseed	-	-	-	*	*	*	*	*	*
Ground nuts	-	-	-	-	-	-	-	-	-
Safflower	-	-	-	*	*	-	-	*	*
Sesame	-	-	-	*	*	*	*	*	2,418
Rapeseed	-	-	-	-	-	-	-	-	-
Vegetables	-	-	-	*	*	21,688	172	20,466	*
Lettuce	-	-	-	-	-	*	*	-	-
Head Cabbage	-	-	-	-	-	*	*	*	*
Ethiopian Cabbage	-	-	-	*	*	8,320	*	5,694	*
Tomatoes	-	-	-	-	-	*	*	*	*
Green peppers	-	-	-	*	*	*	*	*	*
Red papers	-	-	-	*	*	*	*	4,397	*
Swiss chard	-	-	-	-	-	*	*	-	-
Root Crops	*	*	-	*	*	42,389	*	69,757	*
Beet root	-	-	-	-	-	*	*	-	-
Carrot	-	-	-	-	-	*	*	-	-
Onion	-	-	-	*	*	*	*	51,311	*
Potatoes	*	*	-	*	*	4,581	*	7,780	*
Yam	-	-	-	-	-	-	-	-	-
Garlic	-	-	-	*	*	10,377	42	22,775	106
Taro/'Godere'	-	-	-	-	-	-	-	-	-
Sweet potatoes	-	-	-	-	-	-	-	-	-
Other Temporary	-	-	-	*	*	*	*	*	*
Fruit Crops				*	*	29,613	*	*	*
Avocado				-	-	*	*	-	-
Bananas				-	-	14,749	*	*	*
Guava				-	-	*	*	-	-
Lemons				-	-	*	*	-	-
Mangos				*	*	5,485	*	-	-
Oranges				-	-	4,004	10	*	*
Papayas				*	*	*	*	*	*
Pineapples				-	-	-	-	-	-
Stimulant Crops	*	*	-	4,270	*	33,666	525	13,997	176
Chat				*	*	*	*	*	*
Coffee	*	*	-	*	*	*	*	*	*
Hops/'Gesho'				*	*	26,390	258	12,058	90
Enset				-	-	-	-	-	-
Sugar Cane				-	-	6,435	*	-	-
Other Permanent				*	*	8,306	26	2,771	*

Table1.3.6 Number of Holders, Inputs Applied Area and Quantity of Inputs used

East Gojjam

Crop type	All Crop Area	All Fertilizers		Natural		DAP		
		Hectare	Quintal	Holder	Hectare	Holder	Hectare	Quintal
All	679,115	469,654	720,477	362,404	46,117	144,116	70,112	68,079
Cereals	538,749	437,873	703,762	232,539	30,952	121,608	60,243	61,588
Teff	256,860	247,170	381,184	16,439	*	86,237	42,395	41,845
Barley	49,548	20,112	15,049	53,843	4,934	20,109	3,957	3,879
Wheat	114,938	94,483	182,201	39,625	5,152	40,242	10,237	12,209
Maize	76,223	70,288	125,027	172,167	12,337	33,856	3,541	3,515
Sorghum	40,956	*	*	*	*	-	-	-
Finger millet	*	*	*	-	-	-	-	-
Oats/'Aja'	*	*	*	-	-	*	*	*
Rice	-	-	-	-	-	-	-	-
Pulse	98,055	15,284	7,901	84,745	7,121	43,941	5,565	4,333
Horse/Faba beans	29,928	8,986	3,791	64,603	4,911	32,762	2,999	2,326
Field peas	11,838	3,704	3,063	6,117	619	17,899	2,358	1,757
White Haricot beans	13,469	*	*	*	*	*	*	*
Red Haricot beans	*	*	*	*	*	-	-	-
Chick peas	6,764	*	*	*	*	*	*	*
Lentiles	2,319	-	-	-	-	-	-	-
Vetch/Grass peas	24,272	*	*	*	*	-	-	-
Soya beans	*	*	*	-	-	*	*	*
Fenugreek	1,017	*	*	*	*	*	*	*
Mung bean/"Masho"	-	-	-	-	-	-	-	-
Gibto	*	*	*	*	*	*	*	*
Oilseeds	27,582	6,138	3,268	24,698	1,386	7,545	*	647
Nueg	12,915	*	*	*	*	*	*	*
Linseed	3,700	*	*	*	*	*	*	*
Ground nuts	*	-	-	-	-	-	-	-
Safflower	*	*	*	*	*	*	*	*
Sesame	*	*	*	*	*	-	-	-
Rapeseed	3,391	2,763	2,193	20,080	856	3,667	*	*
Vegetables	1,933	1,640	619	80,399	880	2,936	*	*
Lettuce	*	*	-	*	*	-	-	-
Head Cabbage	140	114	*	20,524	90	*	*	*
Ethiopian Cabbage	*	*	-	*	*	-	-	-
Tomatoes	*	*	*	-	-	-	-	-
Green peppers	179	130	*	33,894	109	*	*	*
Red papers	1,554	1,357	555	32,253	642	*	*	*
Swiss chard	*	*	-	*	*	-	-	-
Root Crops	5,393	4,251	3,433	100,724	2,146	15,797	*	*
Beet root	102	*	*	12,070	48	-	-	-
Carrot	*	*	*	2,271	*	*	*	*
Onion	513	*	*	11,872	85	-	-	-
Potatoes	4,006	3,420	2,566	33,575	1,754	13,411	*	*
Yam	-	-	-	-	-	-	-	-
Garlic	589	362	226	62,074	240	*	*	*
Taro/'Godere'	*	*	-	*	*	-	-	-
Sweet potatoes	-	-	-	-	-	-	-	-
Other Temporary	1,679	1,142	1,235	70,050	482	*	*	*
Fruit Crops	373	89		14,610	89			
Avocado	*	*		3,499	*			
Bananas	*	*		*	*			
Guava	*	*		*	*			
Lemons	*	*		*	*			
Mangos	*	*		*	*			
Oranges	*	*		*	*			
Papayas	*	*		*	*			
Pineapples	-	-		-	-			
Stimulant Crops	5,019	2,996		177,105	2,839			
Chat	*	*		*	*			
Coffee	374	280		17,830	248			
Hops/'Gesho'	4,525	2,676		175,893	2,559			
Enset	-	-		-	-			
Sugar Cane	92	52		5,272	52			
Other Permanent	240	*		36,322	*			

(Table 1.3.6 cont'd.)

East Gojjam

Crop type	UREA			UREA + DAP			INDIGENOUS SEED		
	Holder	Hectare	Quintal	Holder	Hectare	Quintal	Holder	Hectare	Quintal
All	137,836	41,263	30,995	366,087	312,162	621,403	568,066	616,560	503,619
Cereals	115,481	39,272	29,409	363,795	307,406	612,764	542,545	476,767	387,514
Teff	52,091	24,879	18,382	269,248	176,856	320,957	392,164	251,999	100,768
Barley	12,883	2,959	1,576	38,423	8,262	9,594	202,430	49,418	65,939
Wheat	18,552	3,764	2,924	217,847	75,330	167,068	303,997	104,228	200,528
Maize	55,348	7,650	6,518	167,956	46,760	114,994	278,718	29,954	10,396
Sorghum	-	-	-	*	*	*	110,263	40,944	9,653
Finger millet	*	*	*	-	-	-	*	*	*
Oats/'Aja'	-	-	-	-	-	-	*	*	*
Rice	-	-	-	-	-	-	-	-	-
Pulse	13,865	890	646	25,786	1,707	2,922	388,121	98,055	111,478
Horse/Faba beans	3,673	*	*	12,597	780	1,271	244,574	29,928	44,162
Field peas	*	*	*	9,894	587	1,262	87,504	11,838	12,386
White Haricot	-	-	-	*	*	*	60,863	13,469	14,668
beans	*	*	*	-	-	-	32,531	*	-
Red Haricot beans	-	-	-	*	*	*	71,563	6,764	12,269
Chick peas	-	-	-	-	-	-	19,856	2,319	1,543
Lentiles	*	*	*	-	-	-	122,387	24,272	25,454
Vetch/Grass peas	-	-	-	-	-	-	*	*	*
Soya beans	2,594	*	*	*	*	*	25,656	1,017	323
Fenugreek	-	-	-	-	-	-	-	-	-
Mung bean/'Masho'	-	-	-	*	*	*	8,724	*	523
Gibto	4,502	*	*	13,222	1,242	2,447	144,076	27,582	4,628
Oil Seeds	*	*	*	*	*	*	62,145	12,915	1,386
Nueg	-	-	-	-	-	-	15,460	3,700	591
Linseed	-	-	-	-	-	-	*	*	*
Ground nuts	*	*	*	*	*	*	*	*	*
Safflower	*	*	*	*	*	*	29,294	*	*
Sesame	*	*	*	9,809	*	*	46,357	3,391	188
Rapeseed	20,336	217	197	13,344	*	387	153,273	1,900	-
Vegetables	-	-	-	-	-	-	*	*	*
Lettuce	2,375	*	*	-	-	-	27,040	110	-
Head Cabbage	-	-	-	-	-	-	7,259	*	-
Ethiopian Cabbage	-	-	-	*	*	*	*	*	-
Tomatoes	*	*	*	*	*	*	52,782	177	-
Green peppers	17,359	*	*	12,785	*	376	80,799	1,553	-
Red papers	-	-	-	-	-	-	*	*	-
Swiss chard	20,934	227	210	23,514	886	1,851	208,743	5,306	-
Root Crops	*	*	*	*	*	*	21,825	41	-
Beet root	*	*	*	*	*	*	9,368	*	-
Carrot	5,158	*	*	*	*	*	25,362	513	-
Onion	*	*	*	16,781	594	1,113	80,051	3,988	-
Potatoes	-	-	-	-	-	-	-	-	-
Yam	11,881	45	44	*	*	*	124,579	589	-
Garlic	-	-	-	-	-	-	*	*	-
Taro/'Godere'	-	-	-	-	-	-	-	-	-
Sweet potatoes	*	*	*	11,578	324	873	158,835	1,666	-
Other Temporary	-	-	-	-	-	-	30,540	356	-
Fruit Crops	-	-	-	-	-	-	4,335	*	-
Avocado	-	-	-	-	-	-	*	*	-
Bananas	-	-	-	-	-	-	*	*	-
Guava	-	-	-	-	-	-	*	*	-
Lemons	-	-	-	-	-	-	2,384	*	-
Mangos	-	-	-	-	-	-	12,827	*	-
Oranges	-	-	-	-	-	-	2,306	*	-
Papayas	-	-	-	-	-	-	-	-	-
Pineapples	-	-	-	-	-	-	320,979	4,710	-
Stimulant Crops	-	-	-	-	-	-	13,097	*	-
Chat	-	-	-	-	-	-	19,560	234	-
Coffee	-	-	-	-	-	-	317,052	4,356	-
Hops/'Gesho'	-	-	-	-	-	-	-	-	-
Enset	-	-	-	-	-	-	-	-	-
Sugar Cane	-	-	-	-	-	-	11,866	92	-
Other Permanent	-	-	-	-	-	-	49,949	126	-

(Table 1.3.6 Cont'd.)

East Gojjam

Crop type	IMPROVED SEED			PESTICIDE		IRRIGATION		EXTENSION PACKAGE	
	Holder	Hectare	Quintal	Holder	Hectare	Holder	Hectare	Holder	Hectare
All	231,121	62,554	35,902	110,440	64,129	69,839	4,540	450,654	394,095
Cereals	218,868	61,982	35,902	103,877	63,169	*	*	431,647	368,855
Teff	9,991	4,861	*	70,653	36,137	*	*	320,075	207,788
Barley	*	*	*	*	*	*	*	81,051	16,451
Wheat	48,944	10,710	22,000	56,395	26,301	*	*	237,656	75,381
Maize	195,615	46,269	10,528	*	*	*	*	289,726	65,017
Sorghum	*	*	*	-	-	-	-	*	*
Finger millet	-	-	-	-	-	-	-	*	*
Oats/'Aja'	-	-	-	-	-	-	-	*	*
Rice	-	-	-	-	-	-	-	-	-
Pulse	-	-	-	5,485	*	*	*	135,844	14,924
Horse/Faba beans	-	-	-	*	*	-	-	97,781	9,109
Field peas	-	-	-	*	*	*	*	24,444	2,726
White Haricot beans	-	-	-	-	-	-	-	*	*
Red Haricot beans	-	-	-	-	-	-	-	*	*
Chick peas	-	-	-	*	*	-	-	*	*
Lentiles	-	-	-	-	-	-	-	*	*
Vetch/Grass peas	-	-	-	-	-	-	-	*	*
Soya beans	-	-	-	-	-	-	-	*	*
Fenugreek	-	-	-	-	-	*	*	5,357	*
Mung bean/'Masho'	-	-	-	-	-	-	-	-	-
Gibto	-	-	-	-	-	-	-	*	*
Oil Seeds	-	-	-	*	*	-	-	28,352	5,482
Nueg	-	-	-	*	*	-	-	6,806	*
Linseed	-	-	-	-	-	-	-	*	*
Ground nuts	-	-	-	-	-	-	-	-	-
Safflower	-	-	-	-	-	-	-	*	*
Sesame	-	-	-	*	*	-	-	*	*
Rapeseed	-	-	-	-	-	-	-	19,402	*
Vegetables	9,950	*	-	*	*	13,049	93	50,842	615
Lettuce	-	-	-	-	-	-	-	-	-
Head Cabbage	*	*	-	-	-	5,407	*	12,519	67
Ethiopian Cabbage	-	-	-	-	-	-	-	-	-
Tomatoes	-	-	-	-	-	-	-	-	-
Green peppers	*	*	-	-	-	8,302	33	7,806	*
Red papers	*	*	-	*	*	*	*	33,468	526
Swiss chard	-	-	-	-	-	-	-	-	-
Root Crops	5,985	87	-	2,822	*	21,144	1,389	65,204	2,746
Beet root	5,434	*	-	*	*	*	*	7,725	*
Carrot	*	*	-	*	*	*	*	*	*
Onion	-	-	-	*	*	*	*	6,955	*
Potatoes	*	*	-	*	*	16,392	*	37,276	2,284
Yam	-	-	-	-	-	-	-	-	-
Garlic	-	-	-	*	*	2,270	*	19,097	84
Taro/'Godere'	-	-	-	-	-	*	*	-	-
Sweet potatoes	-	-	-	-	-	-	-	-	-
Other Temporary	*	*	-	-	-	*	*	38,078	706
Fruit Crops	-	-	-	-	-	18,144	*	*	*
Avocado	-	-	-	-	-	*	*	*	*
Bananas	-	-	-	-	-	*	*	*	*
Guava	-	-	-	-	-	-	-	*	*
Lemons	-	-	-	-	-	*	*	*	*
Mangos	-	-	-	-	-	*	*	*	*
Oranges	-	-	-	-	-	7,683	*	*	*
Papayas	-	-	-	-	-	*	*	-	-
Pineapples	-	-	-	-	-	-	-	-	-
Stimulant Crops	*	*	-	*	*	36,494	505	40,054	599
Chat	-	-	-	-	-	*	*	*	*
Coffee	*	*	-	-	-	11,073	*	9,244	*
Hops/'Gesho'	-	-	-	*	*	31,381	394	37,353	484
Enset	-	-	-	-	-	-	-	-	-
Sugar Cane	-	-	-	-	-	*	*	*	*
Other Permanent	-	-	-	-	-	*	*	16,299	*

Table1.3.7 Number of Holders, Inputs Applied Area and Quantity of Inputs used

West Gojjam

Crop type	All Crop Area	All Fertilizers		Natural		DAP		
		Hectare	Quintal	Holder	Hectare	Holder	Hectare	Quintal
All	650,808	537,527	930,330	383,086	39,064	307,205	143,972	131,416
Cereals	520,006	479,830	840,112	181,992	25,852	274,282	126,305	118,499
Teff	157,295	146,689	214,720	5,594	*	156,510	50,007	43,033
Barley	27,278	15,570	5,607	40,688	*	24,304	4,376	3,027
Wheat	32,356	30,728	55,693	*	*	36,963	8,506	9,686
Maize	212,990	209,475	484,538	139,400	13,806	72,346	6,187	6,132
Sorghum	*	*	*	-	-	-	-	-
Finger millet	85,516	77,246	79,435	2,544	*	137,541	57,230	56,621
Oats/'Aja'	*	-	-	-	-	-	-	-
Rice	*	*	*	-	-	-	-	-
Pulse	63,214	20,886	17,677	50,976	4,314	89,457	12,902	10,328
Horse/Faba beans	20,778	14,514	12,429	39,710	3,768	74,858	8,520	7,549
Field peas	7,885	4,662	3,893	*	*	30,520	3,552	2,353
White Haricot beans	*	*	*	*	*	*	*	*
Red Haricot beans	*	*	*	*	*	*	*	*
Chick peas	12,860	*	*	*	*	*	*	*
Lentiles	-	-	-	-	-	-	-	-
Vetch/Grass peas	9,757	*	-	*	*	-	-	-
Soya beans	*	-	-	-	-	-	-	-
Fenugreek	39	*	-	*	*	-	-	-
Mung bean/'Masho'	-	-	-	-	-	-	-	-
Gibto	5,066	339	603	-	-	*	*	*
Oil Seeds	36,256	9,670	19,425	24,053	623	27,406	*	679
Nueg	19,618	*	346	-	-	*	*	128
Linseed	1,353	388	*	*	*	3,345	*	*
Ground nuts	*	-	-	-	-	-	-	-
Safflower	*	*	*	*	*	-	-	-
Sesame	*	*	*	-	-	-	-	-
Rapeseed	8,045	6,857	18,868	20,734	477	20,374	*	521
Vegetables	14,739	14,476	41,070	108,076	732	23,932	*	*
Lettuce	-	-	-	-	-	-	-	-
Head Cabbage	113	90	91	18,025	*	*	*	*
Ethiopian Cabbage	*	*	*	*	*	-	-	-
Tomatoes	*	*	*	*	*	-	-	-
Green peppers	105	100	*	19,090	67	*	*	*
Red papers	14,505	14,271	40,916	81,555	612	18,751	*	*
Swiss chard	-	-	-	-	-	-	-	-
Root Crops	2,465	2,283	2,952	75,065	336	29,354	931	918
Beet root	*	*	*	*	*	*	*	*
Carrot	*	*	*	*	*	-	-	-
Onion	*	*	*	8,129	*	*	*	*
Potatoes	1,881	1,756	2,329	*	*	17,781	868	825
Yam	-	-	-	-	-	-	-	-
Garlic	386	351	385	60,509	174	8,145	27	40
Taro/'Godere'	-	-	-	-	-	-	-	-
Sweet potatoes	*	*	*	*	*	*	*	*
Other Temporary	2,247	2,077	4,046	94,078	558	12,879	52	77
Fruit Crops	455	348		58,608	340			
Avocado	32	*		6,144	*			
Bananas	*	*		19,521	*			
Guava	36	27		12,292	27			
Lemons	39	*		*	*			
Mangos	124	*		28,318	*			
Oranges	78	74		10,723	*			
Papayas	*	*		*	*			
Pineapples	-	-		-	-			
Stimulant Crops	10,106	7,361		252,383	5,716			
Chat	1,437	*		37,422	*			
Coffee	*	*		63,416	*			
Hops/'Gesho'	6,082	4,473		243,313	2,907			
Enset	-	-		-	-			
Sugar Cane	*	*		11,035	*			
Other Permanent	236	135		63,984	132			

(Table 1.3.7 cont'd.)

West Gojjam

Crop type	UREA			UREA + DAP			INDIGENOUS SEED		
	Holder	Hectare	Quintal	Holder	Hectare	Quintal	Holder	Hectare	Quintal
All	161,989	34,877	27,738	497,145	319,614	771,176	577,354	464,467	335,413
Cereals	128,417	32,869	26,033	485,436	294,804	695,581	518,875	335,334	276,431
Teff	25,935	7,914	4,749	188,411	88,357	166,938	345,307	147,111	67,251
Barley	2,513	*	*	7,956	1,206	2,285	120,387	26,862	75,163
Wheat	4,297	*	*	91,552	20,464	45,544	140,410	30,766	73,290
Maize	91,817	19,268	17,792	453,673	170,214	460,614	301,189	40,865	13,547
Sorghum	-	-	-	*	*	*	14,325	*	*
Finger millet	26,898	4,737	2,619	47,196	14,558	20,195	224,250	85,159	44,539
Oats/'Aja'	-	-	-	-	-	-	*	*	*
Rice	*	*	*	-	-	-	*	*	*
Pulse	10,205	563	368	45,378	3,108	6,982	288,695	63,154	54,146
Horse/Faba beans	7,625	262	194	31,150	1,965	4,686	182,805	20,718	22,873
Field peas	*	*	*	9,852	891	1,447	75,533	7,885	6,676
White Haricot									
beans	*	*	*	5,526	*	*	26,444	*	*
Red Haricot beans	*	*	*	*	*	*	20,772	*	-
Chick peas	-	-	-	-	-	-	60,325	12,860	10,619
Lentiles	-	-	-	-	-	-	-	-	-
Vetch/Grass peas	-	-	-	-	-	-	57,949	9,757	8,027
Soya beans	-	-	-	-	-	-	*	*	*
Fenugreek	-	-	-	-	-	-	13,437	39	45
Mung bean/'Masho'	-	-	-	-	-	-	-	-	-
Gibto	-	-	-	4,596	*	*	35,662	5,066	3,111
Oil Seeds	15,889	490	435	85,599	5,470	18,311	182,659	36,227	4,836
Nueg	*	*	*	*	*	*	60,661	19,618	2,070
Linseed	*	*	*	-	-	-	22,930	1,353	406
Ground nuts	-	-	-	-	-	-	*	*	*
Safflower	-	-	-	*	*	*	*	*	*
Sesame	-	-	-	*	*	*	*	*	*
Rapeseed	12,268	359	*	82,884	5,359	18,020	127,294	8,045	*
Vegetables	47,557	557	515	99,683	12,539	39,706	285,385	14,706	-
Lettuce	-	-	-	-	-	-	-	-	-
Head Cabbage	5,022	*	*	5,839	22	71	34,796	83	-
Ethiopian Cabbage	-	-	-	*	*	*	*	*	-
Tomatoes	-	-	-	*	*	*	*	*	-
Green peppers	*	*	*	-	-	-	33,180	105	-
Red papers	40,645	518	478	96,558	12,508	*	242,462	14,501	-
Swiss chard	-	-	-	-	-	-	-	-	-
Root Crops	32,317	113	107	48,747	903	1,928	190,112	2,464	-
Beet root	*	*	*	*	*	*	13,751	*	-
Carrot	-	-	-	*	*	*	*	*	-
Onion	*	*	*	*	*	*	22,624	*	-
Potatoes	*	*	*	18,487	763	1,479	44,991	1,881	-
Yam	-	-	-	-	-	-	-	-	-
Garlic	24,835	68	65	25,636	*	*	129,934	386	-
Taro/'Godere'	-	-	-	-	-	-	-	-	-
Sweet potatoes	-	-	-	-	-	-	7,262	*	-
Other Temporary	16,017	*	*	56,632	1,333	3,836	178,917	2,240	-
Fruit Crops							79,411	380	
Avocado							7,457	*	
Bananas							28,475	*	
Guava							15,514	35	
Lemons							15,106	38	
Mangos							31,177	80	
Oranges							12,421	65	
Papayas							8,771	*	
Pineapples							-	-	
Stimulant Crops							404,238	8,646	
Chat							53,233	1,437	
Coffee							64,567	1,266	
Hops/'Gesho'							395,048	5,944	
Enset							-	-	
Sugar Cane							23,327	*	
Other Permanent							107,139	232	

(Table 1.3.7 Cont'd.)

West Gojjam

Crop type	IMPROVED SEED			PESTICIDE		IRRIGATION		EXTENSION PACKAGE	
	Holder	Hectare	Quintal	Holder	Hectare	Holder	Hectare	Holder	Hectare
All	465,282	186,341	43,688	267,584	146,733	111,801	5,091	559,299	514,469
Cereals	453,965	184,672	43,688	238,846	138,305	11,398	769	546,942	452,946
Teff	28,946	10,184	2,391	149,345	59,760	*	*	317,599	138,381
Barley	*	*	*	*	*	-	-	43,488	7,663
Wheat	8,775	1,590	3,418	56,767	17,786	*	*	125,729	29,232
Maize	450,625	172,125	37,564	52,112	23,541	9,595	464	535,131	204,511
Sorghum	-	-	-	*	*	-	-	*	*
Finger millet	*	*	*	101,718	35,937	*	*	185,563	72,392
Oats/'Aja'	-	-	-	-	-	-	-	-	-
Rice	-	-	-	*	*	-	-	*	*
Pulse	*	*	-	*	*	*	*	190,341	30,195
Horse/Faba beans	*	*	-	*	*	*	*	149,707	15,863
Field peas	-	-	-	*	*	*	*	46,217	4,906
White Haricot beans	-	-	-	-	-	-	-	21,985	*
Red Haricot beans	-	-	-	*	*	*	*	*	*
Chick peas	-	-	-	*	*	-	-	*	*
Lentiles	-	-	-	-	-	-	-	-	-
Vetch/Grass peas	-	-	-	*	*	-	-	*	*
Soya beans	-	-	-	-	-	-	-	-	-
Fenugreek	-	-	-	-	-	*	*	-	-
Mung bean/'Masho'	-	-	-	-	-	-	-	-	-
Gibto	-	-	-	*	*	-	-	10,376	861
Oil Seeds	*	*	-	*	*	*	*	134,834	9,624
Nueg	-	-	-	*	*	-	-	18,329	2,591
Linseed	-	-	-	-	-	-	-	8,160	378
Ground nuts	-	-	-	-	-	-	-	*	*
Safflower	-	-	-	-	-	-	-	*	*
Sesame	*	*	-	*	*	-	-	*	*
Rapeseed	-	-	-	*	*	*	*	114,364	6,616
Vegetables	*	*	-	*	*	5,950	21	146,724	13,550
Lettuce	-	-	-	-	-	-	-	-	-
Head Cabbage	*	*	-	*	*	*	*	20,159	82
Ethiopian Cabbage	-	-	-	-	-	-	-	*	*
Tomatoes	-	-	-	-	-	-	-	*	*
Green peppers	-	-	-	-	-	*	*	10,959	*
Red papers	*	*	-	*	*	2,730	*	130,778	13,430
Swiss chard	-	-	-	-	-	-	-	-	-
Root Crops	*	*	-	*	*	12,600	*	97,242	1,568
Beet root	-	-	-	-	-	-	-	2,610	*
Carrot	*	*	-	-	-	-	-	*	*
Onion	*	*	-	-	-	*	*	*	*
Potatoes	-	-	-	-	-	*	*	32,105	1,238
Yam	-	-	-	-	-	-	-	-	-
Garlic	-	-	-	*	*	*	*	57,033	222
Taro/'Godere'	-	-	-	-	-	-	-	-	-
Sweet potatoes	-	-	-	-	-	*	*	*	*
Other Temporary	*	*	-	*	*	6,246	*	95,192	1,806
Fruit Crops				*	*	32,265	233	27,737	128
Avocado				*	*	4,736	*	*	*
Bananas				-	-	*	*	*	*
Guava				-	-	*	*	*	*
Lemons				-	-	*	*	*	*
Mangos				-	-	*	*	12,892	37
Oranges				-	-	*	*	*	*
Papayas				*	*	4,670	*	*	*
Pineapples				-	-	-	-	-	-
Stimulant Crops	39,810	*	-	30,877	965	94,952	2,911	142,018	4,075
Chat				18,766	728	36,313	*	7,309	*
Coffee	35,369	*	-	*	*	34,892	336	41,582	*
Hops/'Gesho'				*	*	85,797	1,211	132,188	2,518
Enset				-	-	-	-	*	*
Sugar Cane				-	-	*	*	*	*
Other Permanent				-	-	9,271	*	12,211	21

Table1.3.8 Number of Holders, Inputs Applied Area and Quantity of Inputs used

Waghamera

Crop type	All Crop Area	All Fertilizers		Natural		DAP		
		Hectare	Quintal	Holder	Hectare	Holder	Hectare	Quintal
All	121,055	24,385	4,277	76,963	17,053	5,244	2,277	1,062
Cereals	91,469	21,019	3,789	66,779	14,297	5,037	1,962	916
Teff	24,967	5,401	1,405	10,611	2,171	1,525	433	108
Barley	17,337	3,612	*	14,384	2,432	*	*	*
Wheat	7,212	1,802	1,065	6,989	756	1,843	396	246
Maize	2,613	2,172	*	49,763	2,026	745	*	*
Sorghum	38,909	7,964	596	23,740	6,843	1,762	*	*
Finger millet	357	*	-	*	*	-	-	-
Oats/'Aja'	*	-	-	-	-	-	-	-
Rice	*	-	-	-	-	-	-	-
Pulse	19,090	1,852	*	18,912	1,751	*	*	*
Horse/Faba beans	7,347	1,351	*	10,663	1,250	*	*	*
Field peas	3,607	121	-	2,451	121	-	-	-
White Haricot beans	4,648	*	-	*	*	-	-	-
Red Haricot beans	456	*	-	*	*	-	-	-
Chick peas	903	*	-	*	*	-	-	-
Lentiles	2,065	*	-	1,268	*	-	-	-
Vetch/Grass peas	*	-	-	-	-	-	-	-
Soya beans	-	-	-	-	-	-	-	-
Fenugreek	54	43	-	6,982	43	-	-	-
Mung bean/'Masho'	*	-	-	-	-	-	-	-
Gibto	-	-	-	-	-	-	-	-
Oil Seeds	10,080	1,247	411	13,887	778	1,536	*	91
Nueg	186	*	-	*	*	-	-	-
Linseed	1,073	133	*	6,061	127	-	-	-
Ground nuts	-	-	-	-	-	-	-	-
Safflower	968	299	300	5,226	169	*	*	*
Sesame	7,845	*	*	*	*	*	*	*
Rapeseed	*	*	-	*	*	-	-	-
Vegetables	49	35	*	9,169	23	*	*	*
Lettuce	-	-	-	-	-	-	-	-
Head Cabbage	1	1	-	1,582	1	-	-	-
Ethiopian Cabbage	*	*	*	*	*	-	-	-
Tomatoes	8	4	-	2,213	4	-	-	-
Green peppers	*	3	*	4,223	3	-	-	-
Red papers	*	*	*	2,744	*	*	*	*
Swiss chard	*	*	-	*	*	-	-	-
Root Crops	159	137	*	19,469	110	*	*	*
Beet root	-	-	-	-	-	-	-	-
Carrot	*	*	*	*	*	-	-	-
Onion	*	*	*	*	*	*	*	*
Potatoes	89	75	*	10,798	74	-	-	-
Yam	-	-	-	-	-	-	-	-
Garlic	43	35	-	13,522	35	-	-	-
Taro/'Godere'	-	-	-	-	-	-	-	-
Sweet potatoes	*	-	-	-	-	-	-	-
Other Temporary	88	63	-	22,837	63	-	-	-
Fruit Crops	13	11	-	2,044	10	-	-	-
Avocado	-	-	-	-	-	-	-	-
Bananas	6	*	*	*	*	-	-	-
Guava	*	*	*	752	*	-	-	-
Lemons	*	*	*	*	*	-	-	-
Mangos	*	*	*	*	*	-	-	-
Oranges	*	*	*	*	*	-	-	-
Papayas	*	*	*	*	*	-	-	-
Pineapples	-	-	-	-	-	-	-	-
Stimulant Crops	*	6	*	1,613	6	-	-	-
Chat	*	*	*	*	*	-	-	-
Coffee	*	*	*	*	*	-	-	-
Hops/'Gesho'	6	*	*	1,105	*	-	-	-
Enset	-	-	-	-	-	-	-	-
Sugar Cane	*	*	*	1,373	*	-	-	-
Other Permanent	1	*	*	*	*	-	-	-

(Table 1.3.8 cont'd.)

Waghamera

Crop type	UREA			UREA + DAP			INDIGENOUS SEED		
	Holder	Hectare	Quintal	Holder	Hectare	Quintal	Holder	Hectare	Quintal
All	3,107	*	*	8,345	3,099	2,573	111,072	120,339	85,444
Cereals	2,744	*	*	8,188	3,001	2,314	109,389	90,753	61,094
Teff	2,021	*	*	4,362	1,500	932	72,268	24,963	9,596
Barley	*	*	*	*	*	*	61,518	17,337	29,591
Wheat	*	*	*	4,130	621	813	33,683	6,501	9,912
Maize	*	*	*	*	*	*	63,739	2,613	1,437
Sorghum	*	*	*	*	*	*	80,533	38,909	10,303
Finger millet	-	-	-	-	-	-	3,861	357	*
Oats/'Aja'	-	-	-	-	-	-	*	*	*
Rice	-	-	-	-	-	-	*	*	*
Pulse	-	-	-	-	-	-	77,405	19,090	22,785
Horse/Faba beans	-	-	-	-	-	-	41,200	7,347	13,089
Field peas	-	-	-	-	-	-	25,074	3,607	5,189
White Haricot	-	-	-	-	-	-	-	-	-
beans	-	-	-	-	-	-	22,550	4,648	2,006
Red Haricot beans	-	-	-	-	-	-	5,232	456	-
Chick peas	-	-	-	-	-	-	5,442	903	698
Lentiles	-	-	-	-	-	-	16,512	2,065	1,764
Vetch/Grass peas	-	-	-	-	-	-	*	*	*
Soya beans	-	-	-	-	-	-	-	-	-
Fenugreek	-	-	-	-	-	-	8,819	54	36
Mung bean/'Masho'	-	-	-	-	-	-	*	*	-
Gibto	-	-	-	-	-	-	-	-	-
Oil Seeds	*	*	*	*	*	*	64,347	10,080	1,565
Nueg	-	-	-	-	-	-	6,059	186	36
Linseed	-	-	-	*	*	*	27,556	1,073	259
Ground nuts	-	-	-	-	-	-	-	-	-
Safflower	*	*	*	*	*	*	21,626	968	143
Sesame	*	*	*	-	-	-	31,549	7,845	1,125
Rapeseed	-	-	-	-	-	-	*	*	*
Vegetables	-	-	-	*	*	*	12,322	49	-
Lettuce	-	-	-	-	-	-	-	-	-
Head Cabbage	-	-	-	-	-	-	1,764	1	-
Ethiopian Cabbage	-	-	-	*	*	*	*	*	-
Tomatoes	-	-	-	-	-	-	3,519	8	-
Green peppers	-	-	-	*	*	*	5,373	*	-
Red papers	-	-	-	-	-	-	3,480	*	-
Swiss chard	-	-	-	-	-	-	*	*	-
Root Crops	*	*	*	*	*	*	23,937	158	-
Beet root	-	-	-	-	-	-	-	-	-
Carrot	-	-	-	-	-	-	*	*	-
Onion	*	*	*	*	*	*	1,865	*	-
Potatoes	-	-	-	*	*	*	12,142	88	-
Yam	-	-	-	-	-	-	-	-	-
Garlic	-	-	-	-	-	-	16,956	43	-
Taro/'Godere'	-	-	-	-	-	-	-	-	-
Sweet potatoes	-	-	-	-	-	-	*	*	-
Other Temporary	-	-	-	-	-	-	28,563	88	-
Fruit Crops	-	-	-	-	-	-	3,859	13	-
Avocado	-	-	-	-	-	-	-	-	-
Bananas	-	-	-	-	-	-	2,632	6	-
Guava	-	-	-	-	-	-	*	*	-
Lemons	-	-	-	-	-	-	*	*	-
Mangos	-	-	-	-	-	-	*	*	-
Oranges	-	-	-	-	-	-	*	*	-
Papayas	-	-	-	-	-	-	1,017	*	-
Pineapples	-	-	-	-	-	-	-	-	-
Stimulant Crops	-	-	-	-	-	-	4,112	*	-
Chat	-	-	-	-	-	-	*	*	-
Coffee	-	-	-	-	-	-	1,792	*	-
Hops/'Gesho'	-	-	-	-	-	-	3,148	6	-
Enset	-	-	-	-	-	-	-	-	-
Sugar Cane	-	-	-	-	-	-	*	*	-
Other Permanent	-	-	-	-	-	-	1,258	1	-

(Table 1.3.8 Cont'd.)

Waghamera

Crop type	IMPROVED SEED			PESTICIDE		IRRIGATION		EXTENSION PACKAGE	
	Holder	Hectare	Quintal	Holder	Hectare	Holder	Hectare	Holder	Hectare
All	5,350	716	1,108	2,981	*	8,174	389	16,601	6,826
Cereals	5,350	715	1,108	*	*	1,993	223	15,710	6,214
Teff	*	*	*	*	*	*	*	7,111	2,802
Barley	-	-	-	*	*	-	-	4,490	*
Wheat	5,233	712	1,103	-	-	-	-	6,989	1,051
Maize	-	-	-	*	*	1,629	93	1,913	*
Sorghum	-	-	-	*	*	*	*	2,134	1,036
Finger millet	-	-	-	-	-	-	-	*	*
Oats/'Aja'	-	-	-	-	-	-	-	-	-
Rice	-	-	-	-	-	-	-	-	-
Pulse	-	-	-	*	*	*	*	*	*
Horse/Faba beans	-	-	-	-	-	*	*	*	*
Field peas	-	-	-	-	-	-	-	-	-
White Haricot beans	-	-	-	*	*	-	-	-	-
Red Haricot beans	-	-	-	-	-	-	-	-	-
Chick peas	-	-	-	-	-	-	-	-	-
Lentiles	-	-	-	-	-	-	-	-	-
Vetch/Grass peas	-	-	-	-	-	-	-	-	-
Soya beans	-	-	-	-	-	-	-	-	-
Fenugreek	-	-	-	*	*	*	*	*	*
Mung bean/'Masho'	-	-	-	-	-	-	-	-	-
Gibto	-	-	-	-	-	-	-	-	-
Oil Seeds	-	-	-	*	*	-	-	3,690	*
Nueg	-	-	-	-	-	-	-	-	-
Linseed	-	-	-	-	-	-	-	*	*
Ground nuts	-	-	-	-	-	-	-	-	-
Safflower	-	-	-	*	*	-	-	2,591	124
Sesame	-	-	-	-	-	-	-	*	*
Rapeseed	-	-	-	-	-	-	-	-	-
Vegetables	-	-	-	*	*	3,150	18	763	*
Lettuce	-	-	-	-	-	-	-	-	-
Head Cabbage	-	-	-	-	-	*	*	-	-
Ethiopian Cabbage	-	-	-	*	*	-	-	*	*
Tomatoes	-	-	-	-	-	1,127	*	*	*
Green peppers	-	-	-	-	-	1,353	*	*	*
Red papers	-	-	-	-	-	1,704	*	*	*
Swiss chard	-	-	-	-	-	*	*	-	-
Root Crops	*	*	-	-	-	2,049	*	1,102	*
Beet root	-	-	-	-	-	-	-	-	-
Carrot	-	-	-	-	-	*	*	-	-
Onion	-	-	-	-	-	945	*	*	*
Potatoes	*	*	-	-	-	*	*	*	*
Yam	-	-	-	-	-	-	-	-	-
Garlic	-	-	-	-	-	*	*	*	*
Taro/'Godere'	-	-	-	-	-	-	-	-	-
Sweet potatoes	-	-	-	-	-	-	-	-	-
Other Temporary	-	-	-	*	*	*	*	-	-
Fruit Crops	-	-	-	-	-	3,677	13	*	*
Avocado	-	-	-	-	-	-	-	-	-
Bananas	-	-	-	-	-	2,632	6	*	*
Guava	-	-	-	-	-	*	*	*	*
Lemons	-	-	-	-	-	*	*	-	-
Mangos	-	-	-	-	-	*	*	-	-
Oranges	-	-	-	-	-	*	*	-	-
Papayas	-	-	-	-	-	1,017	*	-	-
Pineapples	-	-	-	-	-	-	-	-	-
Stimulant Crops	-	-	-	-	-	3,357	9	*	*
Chat	-	-	-	-	-	*	*	-	-
Coffee	-	-	-	-	-	1,582	*	*	*
Hops/'Gesho'	-	-	-	-	-	2,603	*	*	*
Enset	-	-	-	-	-	-	-	-	-
Sugar Cane	-	-	-	-	-	*	*	-	-
Other Permanent	-	-	-	-	-	661	*	-	-

Table1.3.9 Number of Holders, Inputs Applied Area and Quantity of Inputs used

Awi

Crop type	All	All Fertilizers		Natural		DAP		
	Crop Area	Hectare	Quintal	Holder	Hectare	Holder	Hectare	Quintal
All	310,035	247,726	278,994	183,435	33,708	144,944	108,441	83,853
Cereals	243,142	221,224	235,814	131,143	27,242	135,375	101,590	77,797
Teff	79,600	73,746	49,908	20,775	5,969	95,434	48,895	34,797
Barley	15,745	13,446	5,814	47,597	7,659	6,739	1,156	720
Wheat	16,528	15,251	19,769	5,397	*	8,975	1,718	1,505
Maize	68,282	67,138	117,514	97,355	12,642	38,373	5,741	5,747
Sorghum	*	*	*	-	-	-	-	-
Finger millet	53,576	51,606	42,712	1,822	*	81,990	44,081	35,028
Oats/'Aja'	*	-	-	-	-	-	-	-
Rice	*	*	*	-	-	-	-	-
Pulse	21,010	6,440	5,293	21,141	853	22,051	4,627	4,031
Horse/Faba beans	4,018	2,737	2,087	10,322	410	13,623	1,905	1,605
Field peas	2,903	*	*	7,871	288	*	*	*
White Haricot beans	*	*	*	-	-	*	*	*
Red Haricot beans	*	*	*	-	-	*	*	*
Chick peas	*	-	-	-	-	-	-	-
Lentiles	-	-	-	-	-	-	-	-
Vetch/Grass peas	-	-	-	-	-	-	-	-
Soya beans	*	*	*	-	-	*	*	*
Fenugreek	*	*	*	*	*	*	*	*
Mung bean/'Masho'	*	*	*	-	-	*	*	*
Gibto	6,696	*	*	*	*	*	*	*
Oil Seeds	27,040	3,240	1,157	26,955	2,413	8,102	487	225
Nueg	17,143	*	*	*	*	*	*	*
Linseed	*	*	*	*	*	*	*	*
Ground nuts	*	-	-	-	-	-	-	-
Safflower	*	*	*	-	-	-	-	-
Sesame	*	-	-	-	-	-	-	-
Rapeseed	1,025	1,013	1,044	21,569	620	6,831	137	205
Vegetables	12,273	12,188	34,935	26,648	134	7,644	*	*
Lettuce	-	-	-	-	-	-	-	-
Head Cabbage	*	*	*	*	*	*	*	*
Ethiopian Cabbage	24	17	-	6,038	17	-	-	-
Tomatoes	*	-	-	-	-	-	-	-
Green peppers	70	58	*	12,593	49	*	*	*
Red papers	12,081	12,018	34,784	7,319	49	*	*	*
Swiss chard	-	-	-	-	-	-	-	-
Root Crops	2,797	2,670	1,369	51,212	1,278	17,758	1,062	901
Beet root	*	*	*	*	*	*	*	*
Carrot	*	*	*	-	-	*	*	*
Onion	*	*	-	*	*	-	-	-
Potatoes	2,451	2,384	1,141	25,669	*	15,788	1,041	886
Yam	*	*	-	*	*	-	-	-
Garlic	132	115	*	23,883	52	*	*	*
Taro/'Godere'	-	-	-	-	-	-	-	-
Sweet potatoes	90	50	*	5,115	40	*	*	*
Other Temporary	273	246	*	25,051	*	1,530	*	*
Fruit Crops	396	268		38,926	260			
Avocado	20	19		6,382	18			
Bananas	135	95		13,791	95			
Guava	*	*		*	*			
Lemons	*	*		6,864	*			
Mangos	170	*		19,425	*			
Oranges	*	*		*	*			
Papayas	*	*		*	*			
Pineapples	-	-		-	-			
Stimulant Crops	2,328	1,304		98,602	1,256			
Chat	*	*		*	*			
Coffee	987	743		47,316	722			
Hops/'Gesho'	1,212	498		82,851	480			
Enset	-	-		-	-			
Sugar Cane	*	86		10,056	86			
Other Permanent	76	59		30,934	59			

(Table 1.3.9 cont'd.)

Awi

Crop type	UREA			UREA + DAP			INDIGENOUS SEED		
	Holder	Hectare	Quintal	Holder	Hectare	Quintal	Holder	Hectare	Quintal
All	17,834	4,498	2,519	161,068	101,079	192,622	247,009	258,727	166,504
Cereals	14,691	4,295	2,418	154,601	88,097	155,599	226,664	192,417	143,658
Teff	*	1,673	*	35,763	17,210	14,193	146,681	77,995	44,565
Barley	*	*	*	12,213	3,179	4,424	73,728	15,745	30,227
Wheat	1,590	*	*	41,485	12,561	18,107	52,824	14,872	28,359
Maize	3,635	495	450	117,674	48,260	111,317	156,266	20,818	5,926
Sorghum	-	-	-	*	*	*	*	*	*
Finger millet	*	*	*	17,066	6,849	7,461	101,639	53,576	31,096
Oats/'Aja'	-	-	-	-	-	-	*	*	*
Rice	-	-	-	*	*	*	*	*	*
Pulse	*	*	*	10,076	933	1,241	87,579	20,989	15,543
Horse/Faba beans	*	*	*	4,105	*	*	34,936	4,018	3,440
Field peas	-	-	-	*	*	*	24,509	2,882	1,868
White Haricot	-	-	-	-	-	-	-	-	-
beans	-	-	-	*	*	*	*	*	*
Red Haricot beans	-	-	-	*	*	*	*	*	-
Chick peas	-	-	-	-	-	-	*	*	*
Lentiles	-	-	-	-	-	-	-	-	-
Vetch/Grass peas	-	-	-	-	-	-	-	-	-
Soya beans	-	-	-	*	*	*	*	*	*
Fenugreek	-	-	-	-	-	-	9,042	*	*
Mung bean/'Masho'	-	-	-	*	*	*	*	*	-
Gibto	-	-	-	*	*	*	23,429	6,696	2,554
Oil Seeds	*	*	*	11,208	283	928	83,140	27,040	7,303
Nueg	*	*	*	-	-	-	33,695	17,143	2,209
Linseed	-	-	-	-	-	-	*	*	*
Ground nuts	-	-	-	-	-	-	*	*	*
Safflower	-	-	-	*	*	*	*	*	*
Sesame	-	-	-	-	-	-	*	*	*
Rapeseed	-	-	-	10,638	255	839	38,348	1,025	145
Vegetables	2,140	*	*	43,658	11,383	34,038	83,701	12,273	-
Lettuce	-	-	-	-	-	-	-	-	-
Head Cabbage	*	*	*	*	*	*	*	*	-
Ethiopian Cabbage	-	-	-	-	-	-	7,691	24	-
Tomatoes	-	-	-	-	-	-	*	*	-
Green peppers	*	*	*	*	*	*	17,476	70	-
Red papers	*	*	*	41,515	11,341	33,932	58,240	12,081	-
Swiss chard	-	-	-	-	-	-	-	-	-
Root Crops	*	*	*	8,658	274	445	85,804	2,797	-
Beet root	*	*	*	*	*	*	*	*	-
Carrot	-	-	-	-	-	-	*	*	-
Onion	-	-	-	-	-	-	*	*	-
Potatoes	*	*	*	5,044	*	241	47,804	2,451	-
Yam	-	-	-	-	-	-	*	*	-
Garlic	*	*	*	2,965	*	*	36,451	132	-
Taro/'Godere'	-	-	-	-	-	-	-	-	-
Sweet potatoes	*	*	*	*	*	*	9,981	90	-
Other Temporary	*	*	*	*	*	*	39,767	268	-
Fruit Crops	-	-	-	-	-	-	52,898	303	-
Avocado	-	-	-	-	-	-	6,157	14	-
Bananas	-	-	-	-	-	-	20,648	104	-
Guava	-	-	-	-	-	-	*	*	-
Lemons	-	-	-	-	-	-	8,198	*	-
Mangos	-	-	-	-	-	-	25,776	115	-
Oranges	-	-	-	-	-	-	7,702	*	-
Papayas	-	-	-	-	-	-	6,699	*	-
Pineapples	-	-	-	-	-	-	-	-	-
Stimulant Crops	-	-	-	-	-	-	135,461	1,867	-
Chat	-	-	-	-	-	-	8,174	*	-
Coffee	-	-	-	-	-	-	42,268	527	-
Hops/'Gesho'	-	-	-	-	-	-	123,804	1,212	-
Enset	-	-	-	-	-	-	-	-	-
Sugar Cane	-	-	-	-	-	-	15,919	*	-
Other Permanent	-	-	-	-	-	-	45,715	73	-

(Table 1.3.9 Cont'd.)

Aw

Crop type	IMPROVED SEED			PESTICIDE		IRRIGATION		EXTENSION PACKAGE	
	Holder	Hectare	Quintal	Holder	Hectare	Holder	Hectare	Holder	Hectare
All	127,515	51,308	12,349	59,909	56,674	60,844	3,118	221,775	231,257
Cereals	109,195	50,725	12,322	56,103	52,165	8,961	*	211,743	199,632
Teff	3,274	*	*	31,648	20,779	-	-	120,236	64,673
Barley	-	-	-	-	-	*	*	21,439	5,243
Wheat	6,645	*	*	*	*	-	-	47,981	13,906
Maize	105,895	47,464	9,069	*	*	6,676	*	173,399	59,910
Sorghum	-	-	-	*	*	-	-	*	*
Finger millet	-	-	-	42,816	24,448	-	-	89,199	47,145
Oats/'Aja'	-	-	-	-	-	*	*	-	-
Rice	-	-	-	-	-	-	-	*	*
Pulse	*	*	*	*	*	-	-	37,786	9,391
Horse/Faba beans	-	-	-	*	*	-	-	20,334	2,342
Field peas	*	*	*	-	-	-	-	12,814	*
White Haricot beans	-	-	-	-	-	-	-	*	*
Red Haricot beans	-	-	-	-	-	-	-	*	*
Chick peas	-	-	-	-	-	-	-	*	*
Lentiles	-	-	-	-	-	-	-	-	-
Vetch/Grass peas	-	-	-	-	-	-	-	-	-
Soya beans	-	-	-	*	*	-	-	*	*
Fenugreek	-	-	-	-	-	-	-	*	*
Mung bean/'Masho'	-	-	-	*	*	-	-	*	*
Gibto	-	-	-	-	-	-	-	*	*
Oil Seeds	-	-	-	*	*	*	*	36,565	*
Nueg	-	-	-	-	-	-	-	*	*
Linseed	-	-	-	-	-	-	-	*	*
Ground nuts	-	-	-	*	*	-	-	*	*
Safflower	-	-	-	-	-	-	-	*	*
Sesame	-	-	-	*	*	-	-	*	*
Rapeseed	-	-	-	-	-	*	*	21,962	633
Vegetables	-	-	-	*	*	7,517	46	50,836	11,892
Lettuce	-	-	-	-	-	-	-	-	-
Head Cabbage	-	-	-	-	-	*	*	*	*
Ethiopian Cabbage	-	-	-	-	-	*	*	*	*
Tomatoes	-	-	-	-	-	-	-	-	-
Green peppers	-	-	-	-	-	*	*	1,375	2
Red papers	-	-	-	*	*	*	*	47,618	11,809
Swiss chard	-	-	-	-	-	-	-	-	-
Root Crops	-	-	-	*	*	5,709	*	27,756	887
Beet root	-	-	-	-	-	-	-	*	*
Carrot	-	-	-	-	-	-	-	*	*
Onion	-	-	-	-	-	*	*	-	-
Potatoes	-	-	-	*	*	*	*	19,062	*
Yam	-	-	-	-	-	-	-	-	-
Garlic	-	-	-	-	-	*	*	4,431	*
Taro/'Godere'	-	-	-	-	-	-	-	-	-
Sweet potatoes	-	-	-	-	-	-	-	3,654	34
Other Temporary	*	*	-	-	-	6,247	*	4,638	*
Fruit Crops	-	-	-	*	*	27,274	210	15,082	104
Avocado	-	-	-	-	-	5,672	18	*	*
Bananas	-	-	-	*	*	13,505	108	*	*
Guava	-	-	-	-	-	*	*	*	*
Lemons	-	-	-	*	*	2,943	*	1,988	*
Mangos	-	-	-	*	*	9,759	41	10,023	*
Oranges	-	-	-	-	-	*	*	*	*
Papayas	-	-	-	-	-	*	*	*	*
Pineapples	-	-	-	-	-	-	-	-	-
Stimulant Crops	27,901	460	-	*	*	51,425	1,138	33,104	582
Chat	-	-	-	*	*	*	*	*	*
Coffee	27,901	460	-	*	*	40,942	749	29,153	440
Hops/'Gesho'	-	-	-	-	-	36,514	275	16,580	132
Enset	-	-	-	-	-	-	-	-	-
Sugar Cane	-	-	-	-	-	11,817	*	2,732	*
Other Permanent	-	-	-	-	-	10,831	*	5,917	11

Table1.3.10 Number of Holders, Inputs Applied Area and Quantity of Inputs used

Oromia Zone

Crop type	All Crop Area	All Fertilizers		Natural		DAP		
		Hectare	Quintal	Holder	Hectare	Holder	Hectare	Quintal
All	61,417	20,701	3,560	60,996	14,347	3,861	1,708	629
Cereals	49,577	16,792	2,599	47,471	11,177	3,493	1,612	552
Teff	11,421	3,186	660	7,102	1,938	1,239	*	*
Barley	*	66	*	1,912	50	*	*	*
Wheat	*	-	-	-	-	-	-	-
Maize	2,630	1,396	*	31,332	1,194	*	*	*
Sorghum	35,254	12,126	1,844	28,714	7,979	2,086	981	227
Finger millet	*	*	*	*	*	*	*	*
Oats/'Aja'	*	*	-	*	*	-	-	-
Rice	-	-	-	-	-	-	-	-
Pulse	3,947	858	*	11,227	637	*	*	*
Horse/Faba beans	*	*	-	*	*	-	-	-
Field peas	*	*	*	*	*	-	-	-
White Haricot beans	*	*	*	1,009	21	-	-	-
Red Haricot beans	*	*	*	5,996	*	*	*	*
Chick peas	280	159	*	1,410	*	*	*	*
Lentiles	*	*	*	*	*	-	-	-
Vetch/Grass peas	*	-	-	-	-	-	-	-
Soya beans	-	-	-	-	-	-	-	-
Fenugreek	*	*	-	*	*	-	-	-
Mung bean/'Masho'	2,825	256	*	1,859	226	*	*	*
Gibto	*	-	-	-	-	-	-	-
Oil Seeds	3,665	1,205	*	13,909	1,010	*	*	*
Nueg	*	*	-	677	*	-	-	-
Linseed	57	*	-	2,144	*	-	-	-
Ground nuts	566	212	*	3,888	212	*	*	*
Safflower	290	152	*	5,568	147	-	-	-
Sesame	2,483	759	*	5,879	*	*	*	*
Rapeseed	*	*	*	*	*	*	*	*
Vegetables	368	210	61	12,403	120	*	*	*
Lettuce	*	*	*	-	-	-	-	-
Head Cabbage	*	*	*	-	-	-	-	-
Ethiopian Cabbage	8	*	*	*	*	-	-	-
Tomatoes	106	44	*	4,087	*	-	-	-
Green peppers	44	*	*	*	*	-	-	-
Red papers	209	138	*	6,924	80	*	*	*
Swiss chard	-	-	-	-	-	-	-	-
Root Crops	*	*	*	2,673	9	-	-	-
Beet root	-	-	-	-	-	-	-	-
Carrot	-	-	-	-	-	-	-	-
Onion	*	*	*	-	-	-	-	-
Potatoes	*	*	-	*	*	-	-	-
Yam	-	-	-	-	-	-	-	-
Garlic	*	5	-	*	5	-	-	-
Taro/'Godere'	-	-	-	-	-	-	-	-
Sweet potatoes	*	*	-	*	*	-	-	-
Other Temporary	923	210	18	11,115	157	*	*	*
Fruit Crops	337	*		12,984	*			
Avocado	*	*		*	*			
Bananas	52	*		2,135	*			
Guava	29	*		850	*			
Lemons	6	4		2,032	3			
Mangos	85	41		4,987	41			
Oranges	*	*		*	*			
Papayas	35	*		3,859	*			
Pineapples	-	-		-	-			
Stimulant Crops	2,280	*		14,890	*			
Chat	1,780	*		12,266	*			
Coffee	500	*		8,227	*			
Hops/'Gesho'	-	-		-	-			
Enset	-	-		-	-			
Sugar Cane	*	*		-	-			
Other Permanent	*	*		*	*			

(Table 1.3.10 cont'd.)

Oromia Zone

[illegible]

(Table 1.3.10 Cont'd.)

Oromia Zone

Crop type	IMPROVED SEED			PESTICIDE		IRRIGATION		EXTENSION PACKAGE	
	Holder	Hectare	Quintal	Holder	Hectare	Holder	Hectare	Holder	Hectare
All	8,212	*	126	30,219	17,168	11,250	*	21,633	8,435
Cereals	*	*	124	22,189	14,087	2,463	*	19,646	7,255
Teff	*	*	*	*	*	*	*	3,255	1,204
Barley	*	*	*	-	-	*	*	*	*
Wheat	-	-	-	-	-	-	-	-	-
Maize	*	*	*	1,234	*	*	*	8,036	514
Sorghum	*	*	*	20,982	12,863	*	*	15,469	5,533
Finger millet	-	-	-	*	*	-	-	*	*
Oats/'Aja'	-	-	-	-	-	-	-	-	-
Rice	-	-	-	-	-	-	-	-	-
Pulse	*	*	*	6,976	1,554	*	*	3,622	*
Horse/Faba beans	-	-	-	-	-	-	-	-	-
Field peas	-	-	-	-	-	-	-	*	*
White Haricot beans	*	*	*	*	*	-	-	*	*
Red Haricot beans	-	-	-	*	*	-	-	*	*
Chick peas	-	-	-	*	*	-	-	*	*
Lentiles	-	-	-	-	-	*	*	*	*
Vetch/Grass peas	-	-	-	-	-	-	-	*	*
Soya beans	-	-	-	-	-	-	-	-	-
Fenugreek	-	-	-	-	-	-	-	-	-
Mung bean/'Masho'	-	-	-	4,495	1,296	-	-	*	*
Gibto	-	-	-	-	-	-	-	-	-
Oil Seeds	-	-	-	*	*	*	*	5,625	393
Nueg	-	-	-	*	*	-	-	*	*
Linseed	-	-	-	*	*	-	-	*	*
Ground nuts	-	-	-	*	*	-	-	*	*
Safflower	-	-	-	*	*	-	-	*	*
Sesame	-	-	-	*	*	*	*	2,463	*
Rapeseed	-	-	-	-	-	-	-	*	*
Vegetables	*	*	-	716	*	1,210	*	2,628	57
Lettuce	*	*	-	*	*	*	*	*	*
Head Cabbage	*	*	-	*	*	*	*	*	*
Ethiopian Cabbage	-	-	-	-	-	*	*	*	*
Tomatoes	*	*	-	*	*	*	*	*	*
Green peppers	-	-	-	-	-	*	*	*	*
Red papers	-	-	-	*	*	*	*	*	*
Swiss chard	-	-	-	-	-	-	-	-	-
Root Crops	*	*	-	-	-	*	*	*	*
Beet root	-	-	-	-	-	-	-	-	-
Carrot	-	-	-	-	-	-	-	-	-
Onion	*	*	-	-	-	-	-	-	-
Potatoes	-	-	-	-	-	*	*	*	*
Yam	-	-	-	-	-	-	-	-	-
Garlic	*	*	-	-	-	*	*	-	-
Taro/'Godere'	-	-	-	-	-	-	-	-	-
Sweet potatoes	-	-	-	-	-	-	-	-	-
Other Temporary	-	-	-	*	*	*	*	834	*
Fruit Crops				*	*	6,860	114	2,691	*
Avocado				-	-	*	*	*	*
Bananas				*	*	1,622	*	*	*
Guava				-	-	*	*	*	*
Lemons				-	-	991	*	*	*
Mangos				*	*	3,327	*	*	*
Oranges				*	*	2,412	*	*	*
Papayas				-	-	1,453	*	*	*
Pineapples				-	-	-	-	-	-
Stimulant Crops	*	*	-	*	*	7,458	362	*	53
Chat				*	*	5,849	307	*	*
Coffee	*	*	-	*	*	3,792	54	*	*
Hops/'Gesho'				-	-	-	-	-	-
Enset				-	-	-	-	-	-
Sugar Cane				-	-	*	*	*	*
Other Permanent				-	-	*	*	*	*

Table1.3.11 Number of Holders, Inputs Applied Area and Quantity of Inputs used

Argoba special

Crop type	All Crop Area	All Fertilizers		Natural		DAP		
		Hectare	Quintal	Holder	Hectare	Holder	Hectare	Quintal
All	6,364	1,982	300	4,159	1,518	*	*	*
Cereals	4,667	1,698	282	3,799	1,246	*	*	*
Teff	434	124	*	277	*	-	-	-
Barley	29	20	*	278	17	-	-	-
Wheat	9	8	*	112	4	-	-	-
Maize	260	96	13	1,865	89	-	-	-
Sorghum	3,912	1,433	244	3,271	1,009	*	*	*
Finger millet	2	2	-	150	2	-	-	-
Oats/'Aja'	16	14	*	126	11	-	-	-
Rice	*	*	-	*	*	-	-	-
Pulse	658	122	13	1,257	116	*	*	*
Horse/Faba beans	*	*	-	*	*	-	-	-
Field peas	18	5	*	106	*	-	-	-
White Haricot beans	2	*	-	93	*	-	-	-
Red Haricot beans	49	36	-	728	36	-	-	-
Chick peas	11	*	-	*	*	-	-	-
Lentiles	15	2	*	103	1	-	-	-
Vetch/Grass peas	-	-	-	-	-	-	-	-
Soya beans	-	-	-	-	-	-	-	-
Fenugreek	1	*	-	123	*	-	-	-
Mung bean/'Masho'	561	76	*	388	71	*	*	*
Gibto	-	-	-	-	-	-	-	-
Oil Seeds	980	131	*	990	*	*	*	*
Nueg	*	*	-	*	*	-	-	-
Linseed	5	2	-	199	2	-	-	-
Ground nuts	*	*	-	*	*	-	-	-
Safflower	74	10	-	562	10	-	-	-
Sesame	896	*	*	485	*	*	*	*
Rapeseed	-	-	-	-	-	-	-	-
Vegetables	18	11	*	1,002	11	-	-	-
Lettuce	-	-	-	-	-	-	-	-
Head Cabbage	-	-	-	-	-	-	-	-
Ethiopian Cabbage	*	*	-	*	*	-	-	-
Tomatoes	*	*	-	*	*	-	-	-
Green peppers	1	*	*	*	*	-	-	-
Red papers	15	9	-	952	9	-	-	-
Swiss chard	-	-	-	-	-	-	-	-
Root Crops	2	2	-	344	2	-	-	-
Beet root	-	-	-	-	-	-	-	-
Carrot	-	-	-	-	-	-	-	-
Onion	*	*	-	*	*	-	-	-
Potatoes	*	*	-	*	*	-	-	-
Yam	-	-	-	-	-	-	-	-
Garlic	1	1	-	253	1	-	-	-
Taro/'Godere'	-	-	-	-	-	-	-	-
Sweet potatoes	*	*	-	76	*	-	-	-
Other Temporary	17	9	-	1,431	9	-	-	-
Fruit Crops	14	*	-	382	*	-	-	-
Avocado	*	*	-	*	*	-	-	-
Bananas	*	-	-	-	-	-	-	-
Guava	*	*	-	129	*	-	-	-
Lemons	*	*	-	*	*	-	-	-
Mangos	4	*	-	113	*	-	-	-
Oranges	*	*	-	*	*	-	-	-
Papayas	*	*	-	183	*	-	-	-
Pineapples	*	*	-	*	*	-	-	-
Stimulant Crops	8	1	-	191	1	-	-	-
Chat	*	1	-	143	1	-	-	-
Coffee	2	1	-	112	*	-	-	-
Hops/'Gesho'	*	-	-	-	-	-	-	-
Enset	-	-	-	-	-	-	-	-
Sugar Cane	-	-	-	-	-	-	-	-
Other Permanent	*	*	-	*	*	-	-	-

(Table 1.3.11 Cont'd.)

Argoba Special

Crop type	IMPROVED SEED			PESTICIDE		IRRIGATION		EXTENSION PACKAGE	
	Holder	Hectare	Quintal	Holder	Hectare	Holder	Hectare	Holder	Hectare
All	270	47	10	3,593	1,860	437	126	1,194	522
Cereals	*	*	*	3,578	1,787	294	*	1,035	464
Teff	*	*	*	91	*	-	-	68	23
Barley	-	-	-	*	*	-	-	*	*
Wheat	-	-	-	*	*	-	-	*	*
Maize	*	*	-	745	54	*	*	171	6
Sorghum	-	-	-	3,526	1,674	236	*	967	426
Finger millet	-	-	-	*	*	-	-	-	-
Oats/'Aja'	-	-	-	*	*	-	-	*	*
Rice	-	-	-	*	*	-	-	-	-
Pulse	150	*	8	499	38	-	-	278	50
Horse/Faba beans	-	-	-	-	-	-	-	-	-
Field peas	-	-	-	*	*	-	-	*	*
White Haricot beans	-	-	-	*	*	-	-	-	-
Red Haricot beans	-	-	-	113	3	-	-	*	*
Chick peas	-	-	-	-	-	-	-	-	-
Lentiles	-	-	-	103	*	-	-	*	*
Vetch/Grass peas	-	-	-	-	-	-	-	-	-
Soya beans	-	-	-	-	-	-	-	-	-
Fenugreek	-	-	-	*	*	-	-	-	-
Mung bean/'Masho'	150	*	8	249	28	-	-	183	47
Gibto	-	-	-	-	-	-	-	-	-
Oil Seeds	-	-	-	298	29	*	*	144	6
Nueg	-	-	-	-	-	-	-	-	-
Linseed	-	-	-	*	*	-	-	-	-
Ground nuts	-	-	-	-	-	-	-	*	*
Safflower	-	-	-	*	*	-	-	*	*
Sesame	-	-	-	209	27	*	*	*	*
Rapeseed	-	-	-	-	-	-	-	-	-
Vegetables	*	*	-	118	*	*	*	*	*
Lettuce	-	-	-	-	-	-	-	-	-
Head Cabbage	-	-	-	-	-	-	-	-	-
Ethiopian Cabbage	-	-	-	-	-	-	-	-	-
Tomatoes	-	-	-	-	-	-	-	-	-
Green peppers	-	-	-	*	*	-	-	*	*
Red papers	*	*	-	101	*	*	*	*	*
Swiss chard	-	-	-	-	-	-	-	-	-
Root Crops	*	*	-	*	*	-	-	*	*
Beet root	-	-	-	-	-	-	-	-	-
Carrot	-	-	-	-	-	-	-	-	-
Onion	-	-	-	-	-	-	-	-	-
Potatoes	-	-	-	-	-	-	-	-	-
Yam	-	-	-	-	-	-	-	-	-
Garlic	-	-	-	*	*	-	-	-	-
Taro/'Godere'	-	-	-	-	-	-	-	-	-
Sweet potatoes	*	*	-	-	-	-	-	*	*
Other Temporary	-	-	-	*	*	-	-	*	*
Fruit Crops				*	*	209	7	*	*
Avocado	-	-	-	-	-	*	*	-	-
Bananas	-	-	-	-	-	*	*	-	-
Guava	-	-	-	*	*	*	*	-	-
Lemons	-	-	-	-	-	*	*	-	-
Mangos	-	-	-	-	-	164	*	*	*
Oranges	-	-	-	-	-	*	*	-	-
Papayas	-	-	-	*	*	*	*	*	*
Pineapples	-	-	-	-	-	-	-	-	-
Stimulant Crops	-	-	-	67	*	164	*	*	*
Chat	-	-	-	50	*	164	*	*	*
Coffee	-	-	-	*	*	*	*	*	*
Hops/'Gesho'	-	-	-	-	-	-	-	-	-
Enset	-	-	-	-	-	-	-	-	-
Sugar Cane	-	-	-	-	-	-	-	-	-
Other Permanent	-	-	-	-	-	*	*	-	-

Table1.4 Number of Holders, Inputs Applied Area and Quantity of Inputs used

Oromia Region

Crop type	All Crop Area	All Fertilizers		Natural		DAP		
		Hectare	Quintal	Holder	Hectare	Holder	Hectare	Quintal
All	6,563,376	3,751,468	3,865,796	3,368,589	577,899	2,054,949	1,359,053	1,070,457
Cereals	4,727,860	3,189,140	3,460,803	1,908,514	338,383	1,893,469	1,190,066	932,557
Teff	1,427,548	1,099,445	1,131,591	136,807	22,981	809,487	412,525	279,907
Barley	456,192	291,065	255,902	334,741	37,240	492,307	176,637	152,337
Wheat	875,641	734,587	929,792	159,273	17,745	683,224	350,733	320,911
Maize	1,129,850	801,958	1,008,211	1,475,501	164,612	632,557	169,889	137,327
Sorghum	719,400	205,513	98,099	459,377	92,889	166,297	41,521	19,263
Finger millet	92,805	43,744	25,060	23,651	1,972	122,445	32,822	18,534
Oats/'Aja'	22,370	9,318	7,523	23,575	913	37,621	5,778	4,237
Rice	4,054	*	*	*	*	*	*	*
Pulse	633,304	212,538	136,377	838,998	67,094	479,076	103,887	80,489
Horse/Faba beans	190,434	75,368	40,834	383,142	31,615	241,631	34,563	27,401
Field peas	87,945	39,347	27,565	70,910	6,872	112,085	25,474	18,178
White Haricot beans	76,905	35,384	20,685	197,708	12,488	76,801	17,656	13,240
Red Haricot beans	75,247	34,255	29,395	193,672	8,598	93,524	17,318	16,602
Chick peas	102,669	7,135	5,483	38,083	3,290	13,354	2,084	1,667
Lentiles	33,390	11,222	7,398	20,565	1,475	44,826	3,339	1,846
Vetch/Grass peas	40,393	2,030	*	11,871	838	1,981	*	*
Soya beans	17,116	*	*	7,360	493	*	*	*
Fenugreek	6,817	2,985	1,503	101,753	1,408	13,072	390	274
Mung bean/'Masho'	*	*	*	*	*	*	*	*
Gibto	*	*	-	*	*	-	-	-
Oil Seeds	342,680	53,552	44,124	172,331	12,712	94,240	19,060	9,196
Nueg	161,799	5,705	788	10,163	2,035	8,102	2,612	548
Linseed	46,742	8,373	3,858	42,802	1,738	34,301	5,353	2,191
Ground nuts	41,089	19,687	20,233	34,210	4,168	27,242	4,695	*
Safflower	570	*	*	4,158	*	*	*	*
Sesame	82,018	12,105	5,446	23,027	1,892	18,065	5,828	2,489
Rapeseed	10,462	7,446	13,230	62,092	2,811	13,579	570	300
Vegetables	58,890	41,549	*	1,272,856	12,458	96,345	6,788	6,399
Lettuce	52	28	*	8,553	17	*	*	*
Head Cabbage	3,100	2,081	1,419	101,827	651	11,416	*	*
Ethiopian Cabbage	11,590	7,610	1,083	902,379	6,810	22,819	510	514
Tomatoes	2,641	2,171	3,210	40,451	374	8,178	*	*
Green peppers	2,578	1,305	214	321,501	1,133	11,080	75	84
Red papers	38,712	28,170	*	174,856	3,303	49,838	4,816	4,522
Swiss chard	*	*	*	43,337	*	*	*	*
Root Crops	89,035	61,919	67,474	1,076,782	19,910	218,507	18,090	20,872
Beet root	1,124	786	*	110,800	545	7,175	*	*
Carrot	*	*	464	40,595	*	9,374	*	*
Onion	10,623	7,793	11,290	159,003	1,295	23,857	2,905	*
Potatoes	38,256	34,688	47,972	144,562	4,691	134,926	13,241	15,903
Yam	*	21	-	11,682	21	-	-	-
Garlic	3,237	2,136	809	338,795	1,521	19,492	256	286
Taro/'Godere'	6,114	3,215	134	284,105	3,144	3,416	*	*
Sweet potatoes	26,935	11,508	6,428	253,187	7,488	33,986	1,044	1,018
Other Temporary	35,590	13,736	6,111	864,948	10,404	42,929	1,571	1,528
Fruit Crops	26,682	6,977	543,107	5,831				
Avocado	3,917	1,388	166,118	1,187				
Bananas	13,413	3,843	331,935	3,366				
Guava	1,542	175	32,842	126				
Lemons	186	42	13,346	42				
Mangos	5,644	930	113,399	554				
Oranges	1,010	269	46,771	251				
Papayas	945	330	76,751	305				
Pineapples	*	*	*	*				
Stimulant Crops	542,960	116,140		1,126,226	55,997			
Chat	156,522	83,499		617,942	31,098			
Coffee	381,515	30,428		542,296	23,021			
Hops/'Gesho'	4,923	2,213		264,464	1,878			
Enset	97,135	53,513		1,021,041	53,218			
Sugar Cane	7,001	1,449		155,356	1,250			
Other Permanent	2,240	955		172,201	642			

(Table 1.4 cont'd.)

Oromia Region

Crop type	UREA			UREA + DAP			INDIGENOUS SEED		
	Holder	Hectare	Quintal	Holder	Hectare	Quintal	Holder	Hectare	Quintal
All	374,484	115,620	74,826	2,340,339	1,698,896	2,720,513	5,791,581	5,962,364	4,580,439
Cereals	277,439	87,369	55,114	2,274,280	1,573,323	2,473,132	5,273,421	4,146,761	3,822,076
Teff	78,519	30,995	17,039	992,887	632,944	834,646	2,522,806	1,410,734	691,451
Barley	34,228	4,908	3,932	273,385	72,280	99,633	1,615,378	453,266	861,978
Wheat	60,831	14,544	10,789	752,250	351,565	598,092	1,871,135	821,653	1,759,908
Maize	118,908	16,501	12,308	1,191,220	450,957	858,576	3,111,848	623,280	262,912
Sorghum	73,106	18,528	9,963	200,431	52,575	68,873	2,083,711	718,749	171,635
Finger millet	7,786	1,208	489	34,622	7,742	6,036	441,854	92,653	34,744
Oats/'Aja'	6,419	*	*	23,050	2,162	2,885	181,548	22,370	36,102
Rice	*	*	*	16,331	*	*	24,764	4,054	3,348
Pulse	56,295	5,594	2,964	247,873	35,963	52,924	2,888,686	629,537	668,604
Horse/Faba beans	10,245	787	427	71,565	8,402	13,007	1,368,906	190,253	287,285
Field peas	*	*	*	34,984	6,907	9,330	494,122	87,945	108,574
White Haricot									
beans	9,672	930	551	30,646	4,310	6,895	594,264	75,453	61,502
Red Haricot beans	16,044	910	671	71,497	7,429	12,122	731,797	74,571	-
Chick peas	3,632	264	206	20,174	1,497	3,610	351,138	101,660	113,609
Lentiles	8,661	1,490	598	32,634	4,918	4,954	275,968	32,940	28,583
Vetch/Grass peas	*	*	*	4,165	*	*	198,976	40,393	53,414
Soya beans	2,276	*	*	*	*	*	54,233	17,115	11,875
Fenugreek	9,744	*	170	20,278	797	1,059	242,410	6,817	3,699
Mung bean/'Masho'	-	-	-	*	*	*	*	*	*
Gibto	-	-	-	-	-	-	*	*	*
Oil Seeds	30,877	5,029	2,665	96,957	16,751	32,264	1,133,612	342,159	89,759
Nueg	*	*	*	3,463	1,013	237	391,153	161,736	24,205
Linseed	5,104	193	187	22,703	1,089	1,480	317,205	46,284	28,521
Ground nuts	17,218	2,850	1,872	32,176	7,975	14,697	199,288	41,089	25,714
Safflower	-	-	-	*	*	*	19,274	570	70
Sesame	8,445	1,870	571	11,169	2,515	2,386	234,062	82,018	10,262
Rapeseed	*	*	*	30,541	3,994	12,899	149,074	10,462	987
Vegetables	46,667	4,449	3,491	102,731	*	*	2,101,315	58,089	-
Lettuce	*	*	*	*	*	*	13,681	51	-
Head Cabbage	2,123	*	*	5,229	*	*	154,092	2,560	-
Ethiopian Cabbage	6,884	*	*	14,705	202	482	1,359,167	11,589	-
Tomatoes	3,318	*	*	5,973	919	*	90,102	2,498	-
Green peppers	4,100	*	8	8,371	*	*	530,500	2,551	-
Red papers	31,842	3,720	2,793	73,672	*	*	475,132	38,628	-
Swiss chard	*	*	*	*	*	*	53,897	*	-
Root Crops	65,070	3,137	2,530	181,788	20,782	44,073	2,158,795	87,164	-
Beet root	*	*	*	5,393	*	*	173,845	1,100	-
Carrot	*	*	*	*	*	*	72,797	*	-
Onion	9,586	452	283	24,865	3,142	7,900	304,003	10,476	-
Potatoes	23,364	1,646	1,406	88,909	15,109	30,663	450,060	37,164	-
Yam	-	-	-	-	-	-	15,362	*	-
Garlic	7,841	*	89	24,115	240	434	542,996	3,236	-
Taro/'Godere'	-	-	-	*	*	*	492,248	6,114	-
Sweet potatoes	28,183	882	724	50,298	2,095	4,686	728,396	26,394	-
Other Temporary	10,113	223	214	41,932	1,538	4,369	1,454,964	35,548	-
Fruit Crops							1,351,909	26,448	
Avocado							386,587	3,782	
Bananas							882,757	13,403	
Guava							147,490	1,542	
Lemons							45,084	184	
Mangos							462,987	5,642	
Oranges							165,994	1,010	
Papayas							201,262	860	
Pineapples							3,811	*	
Stimulant Crops							2,872,816	530,378	
Chat							1,640,131	156,319	
Coffee							1,758,878	369,156	
Hops/'Gesho'							516,812	4,903	
Enset							1,596,465	97,061	
Sugar Cane							352,343	7,001	
Other Permanent							386,757	2,221	

(Table 1.4 Cont'd.)

Oromia Region

Crop type	IMPROVED SEED			PESTICIDE		IRRIGATION		EXTENSION PACKAGE	
	Holder	Hectare	Quintal	Holder	Hectare	Holder	Hectare	Holder	Hectare
All	1,402,669	600,437	243,991	2,659,719	2,171,833	342,621	67,484	2,571,148	1,608,542
Cereals	1,312,462	581,100	241,449	2,542,150	2,051,006	166,987	26,942	2,450,635	1,421,418
Teff	38,589	16,814	6,304	1,650,858	1,004,074	8,278	*	477,032	260,656
Barley	11,403	2,926	6,401	643,332	227,113	8,566	1,133	316,277	96,886
Wheat	111,550	53,988	107,883	1,244,019	683,417	7,676	3,871	674,331	375,208
Maize	1,205,705	506,570	120,618	185,293	56,730	123,788	15,389	1,657,719	607,479
Sorghum	*	*	*	121,293	39,332	50,144	4,261	268,470	61,438
Finger millet	*	*	*	96,538	26,645	-	-	49,785	9,874
Oats/'Aja'	-	-	-	76,369	13,448	*	*	40,110	7,738
Rice	-	-	-	*	*	-	-	*	*
Pulse	19,927	3,767	2,047	229,919	70,569	29,548	1,754	455,187	86,248
Horse/Faba beans	2,862	*	*	88,063	15,761	*	*	148,644	21,103
Field peas	-	-	-	43,624	10,312	*	*	35,764	7,094
White Haricot beans	2,622	*	*	9,408	*	*	*	90,620	17,704
Red Haricot beans	4,243	676	231	25,574	6,031	10,786	146	151,983	25,348
Chick peas	8,584	1,009	*	49,968	22,108	5,581	*	36,776	6,003
Lentiles	1,783	*	*	52,760	11,598	*	*	28,281	4,525
Vetch/Grass peas	-	-	-	7,285	*	*	*	5,739	849
Soya beans	*	*	*	-	-	-	-	*	*
Fenugreek	-	-	-	*	*	2,441	*	21,028	469
Mung bean/'Masho'	-	-	-	*	*	-	-	-	-
Gibto	-	-	-	-	-	-	-	*	*
Oil Seeds	*	*	*	30,488	8,180	9,491	832	132,144	25,672
Nueg	*	*	*	*	*	*	*	2,976	*
Linseed	*	*	*	22,365	6,619	*	*	32,293	6,412
Ground nuts	-	-	-	*	*	*	*	49,411	10,219
Safflower	-	-	-	*	*	-	-	*	*
Sesame	-	-	-	*	*	1,941	*	19,957	4,967
Rapeseed	-	-	-	*	*	*	*	33,580	3,282
Vegetables	20,888	801	-	42,623	3,678	36,610	1,766	107,636	6,163
Lettuce	*	*	-	*	*	*	*	-	-
Head Cabbage	11,589	*	-	9,946	1,244	5,689	*	16,985	1,571
Ethiopian Cabbage	*	*	-	12,332	382	10,643	142	48,508	615
Tomatoes	3,381	*	-	8,989	1,520	9,078	1,180	9,465	*
Green peppers	*	*	-	7,275	*	14,900	*	15,418	109
Red papers	*	*	-	*	*	2,862	*	31,552	3,070
Swiss chard	2,747	*	-	*	*	*	*	2,815	5
Root Crops	19,456	*	-	174,739	28,171	98,700	6,517	244,185	21,382
Beet root	6,403	*	-	*	*	6,165	14	13,220	*
Carrot	5,050	*	-	3,033	85	*	*	18,323	*
Onion	*	*	-	36,452	6,679	19,787	3,175	27,771	3,067
Potatoes	2,849	*	-	129,891	20,846	10,691	468	103,102	14,175
Yam	-	-	-	-	-	-	-	-	-
Garlic	*	*	-	13,758	452	12,880	*	27,575	228
Taro/'Godere'	-	-	-	-	-	-	-	*	*
Sweet potatoes	*	*	-	*	*	61,179	2,640	67,138	2,307
Other Temporary	2,784	*	-	12,388	874	16,073	*	84,784	1,826
Fruit Crops				8,387	*	80,074	2,498	32,875	895
Avocado				*	*	4,602	*	8,269	158
Bananas				2,681	*	64,399	2,146	16,258	228
Guava				*	*	5,605	62	*	*
Lemons				*	*	3,610	*	*	*
Mangos				2,691	*	10,687	140	6,002	*
Oranges				*	*	6,870	17	*	*
Papayas				*	*	14,097	98	5,479	45
Pineapples				-	-	-	-	-	-
Stimulant Crops	82,980	12,582	-	68,769	8,804	241,411	24,345	378,322	42,893
Chat				50,490	6,256	188,372	19,094	291,802	29,606
Coffee	79,397	12,359	-	13,115	*	103,588	4,965	105,143	12,829
Hops/'Geshe'				9,049	205	25,545	286	20,475	458
Enset				6,656	198	*	*		
Sugar Cane				*	*	53,289	2,145	5,080	*
Other Permanent				*	*	9,371	*	7,648	*

Table1.4.1 Number of Holders, Inputs Applied Area and Quantity of Inputs used

West Welega

Crop type	All Crop Area	All Fertilizers		Natural		DAP		
		Hectare	Quintal	Holder	Hectare	Holder	Hectare	Quintal
All	362,510	124,240	99,477	197,798	34,550	107,827	45,129	26,634
Cereals	211,962	108,632	97,925	119,809	20,988	104,433	44,361	26,137
Teff	35,160	30,752	19,600	8,506	459	62,719	23,092	14,187
Barley	1,439	593	*	17,348	567	*	*	*
Wheat	2,971	2,034	1,176	12,949	761	10,454	1,015	883
Maize	73,652	47,728	63,508	90,900	15,132	14,716	1,761	1,212
Sorghum	62,013	4,668	638	35,613	3,542	7,357	737	324
Finger millet	36,621	22,751	12,664	*	*	59,298	17,729	9,515
Oats/'Aja'	-	-	-	-	-	-	-	-
Rice	*	*	*	-	-	-	-	-
Pulse	13,189	3,010	249	52,181	2,584	3,835	253	121
Horse/Faba beans	3,284	1,285	*	24,307	1,127	1,676	97	*
Field peas	1,417	587	18	13,018	542	*	*	*
White Haricot beans	3,965	615	*	12,857	550	*	*	*
Red Haricot beans	2,424	159	-	10,294	159	-	-	-
Chick peas	186	*	-	*	*	-	-	-
Lentiles	-	-	-	-	-	-	-	-
Vetch/Grass peas	173	106	-	4,100	106	-	-	-
Soya beans	*	*	*	1,566	*	*	*	*
Fenugreek	*	*	-	2,281	*	-	-	-
Mung bean/'Masho'	-	-	-	-	-	-	-	-
Gibto	-	-	-	-	-	-	-	-
Oil Seeds	38,270	2,715	*	9,644	*	*	*	*
Nueg	24,354	*	*	3,806	*	*	*	*
Linseed	566	*	*	*	*	*	*	*
Ground nuts	*	*	-	*	*	-	-	-
Safflower	-	-	-	-	-	-	-	-
Sesame	10,396	*	*	*	*	-	-	-
Rapeseed	*	*	*	*	*	-	-	-
Vegetables	2,088	1,312	*	61,147	799	2,499	*	*
Lettuce	-	-	-	-	-	-	-	-
Head Cabbage	3	3	*	*	*	-	-	-
Ethiopian Cabbage	387	158	-	19,645	158	-	-	-
Tomatoes	*	*	-	*	*	-	-	-
Green peppers	114	*	*	9,286	*	*	*	*
Red papers	1,567	1,066	*	37,153	553	2,184	*	*
Swiss chard	*	*	-	*	*	-	-	-
Root Crops	6,337	2,324	143	72,357	2,133	*	*	*
Beet root	*	*	*	2,385	*	*	*	*
Carrot	*	*	-	*	*	-	-	-
Onion	*	12	*	3,189	10	-	-	-
Potatoes	*	*	*	*	*	-	-	-
Yam	-	-	-	-	-	-	-	-
Garlic	*	*	*	3,428	*	-	-	-
Taro/'Godere'	433	237	*	26,923	236	*	*	*
Sweet potatoes	5,703	2,044	*	51,292	1,864	*	*	*
Other Temporary	6,252	3,038	415	99,308	2,716	*	*	*
Fruit Crops	5,187	933		63,943	888			
Avocado	602	74		13,224	66			
Bananas	2,600	638		48,624	623			
Guava	*	*		*	*			
Lemons	*	*		*	*			
Mangos	*	112		13,193	90			
Oranges	360	87		11,826	87			
Papayas	77	19		8,202	19			
Pineapples	-	-		-	-			
Stimulant Crops	78,458	2,131		46,203	2,106			
Chat	2,500	757		22,728	757			
Coffee	75,631	1,293		27,696	1,268			
Hops/'Gesho'	327	81		9,602	81			
Enset	121	*		*	*			
Sugar Cane	525	*		4,073	*			
Other Permanent	121	30		5,793	*			

(Table 1.4.1cont'd.)

West Welega

Crop type	UREA			UREA + DAP			INDIGENOUS SEED		
	Holder	Hectare	Quintal	Holder	Hectare	Quintal	Holder	Hectare	Quintal
All	8,180	965	437	153,835	43,597	72,406	334,559	333,627	76,712
Cereals	4,435	632	281	151,054	42,650	71,506	300,733	184,083	64,311
Teff	*	*	*	21,577	7,060	5,360	101,154	35,115	19,918
Barley	-	-	-	-	-	-	37,076	1,439	1,680
Wheat	*	*	*	3,338	246	*	39,353	2,950	2,552
Maize	1,097	*	*	136,351	30,724	62,203	206,663	45,860	12,068
Sorghum	*	*	*	3,260	349	297	224,525	62,013	14,054
Finger millet	2,249	330	112	15,780	4,166	3,038	144,511	36,600	13,717
Oats/'Aja'	-	-	-	-	-	-	-	-	-
Rice	-	-	-	*	*	*	*	*	*
Pulse	*	*	*	1,644	*	94	141,502	13,189	7,466
Horse/Faba beans	*	*	*	*	*	*	58,666	3,284	3,177
Field peas	-	-	-	*	*	*	32,547	1,417	955
White Haricot									
beans	*	*	*	*	*	*	43,186	3,965	2,164
Red Haricot beans	-	-	-	-	-	-	45,232	2,424	-
Chick peas	-	-	-	-	-	-	3,374	186	48
Lentiles	-	-	-	-	-	-	-	-	-
Vetch/Grass peas	-	-	-	-	-	-	6,778	173	103
Soya beans	*	*	*	*	*	*	11,620	*	*
Fenugreek	-	-	-	-	-	-	*	*	*
Mung bean/'Masho'	-	-	-	-	-	-	-	-	-
Gibto	-	-	-	-	-	-	-	-	-
Oil Seeds	*	*	*	*	*	*	118,820	38,270	4,935
Nueg	*	*	*	-	-	-	86,488	24,354	3,174
Linseed	-	-	-	*	*	*	14,864	566	153
Ground nuts	-	-	-	-	-	-	11,884	*	*
Safflower	-	-	-	-	-	-	-	-	-
Sesame	-	-	-	*	*	*	31,459	10,396	1,205
Rapeseed	-	-	-	*	*	*	*	*	*
Vegetables	*	*	*	2,988	*	*	111,165	2,075	-
Lettuce	-	-	-	-	-	-	-	-	-
Head Cabbage	-	-	-	*	*	*	2,214	3	-
Ethiopian Cabbage	-	-	-	-	-	-	40,830	387	-
Tomatoes	-	-	-	-	-	-	*	*	-
Green peppers	-	-	-	-	-	-	17,288	114	-
Red papers	*	*	*	2,988	*	*	65,301	1,565	-
Swiss chard	-	-	-	-	-	-	*	*	-
Root Crops	*	*	*	2,313	*	44	175,867	6,332	-
Beet root	-	-	-	*	*	*	*	*	-
Carrot	-	-	-	-	-	-	1,742	*	-
Onion	-	-	-	*	*	*	5,307	*	-
Potatoes	-	-	-	*	*	*	*	*	-
Yam	-	-	-	-	-	-	-	-	-
Garlic	-	-	-	*	*	*	6,171	*	-
Taro/'Godere'	-	-	-	-	-	-	48,860	433	-
Sweet potatoes	*	*	*	*	*	*	157,791	5,703	-
Other Temporary	-	-	-	4,645	107	246	171,790	6,252	-
Fruit Crops							197,395	5,184	
Avocado							53,713	602	
Bananas							147,779	2,597	
Guava							*	*	
Lemons							7,017	*	
Mangos							76,600	*	
Oranges							42,531	360	
Papayas							22,947	77	
Pineapples							-	-	
Stimulant Crops							256,358	77,474	
Chat							70,451	2,500	
Coffee							237,600	74,646	
Hops/'Gesho'							34,415	327	
Enset							24,087	121	
Sugar Cane							18,302	525	
Other Permanent							13,700	121	

(Table 1.4.1 Cont'd.)

West Welega

Crop type	IMPROVED SEED			PESTICIDE		IRRIGATION		EXTENSION PACKAGE	
	Holder	Hectare	Quintal	Holder	Hectare	Holder	Hectare	Holder	Hectare
All	127,279	28,883	6,353	77,321	22,449	4,119	*	150,885	38,324
Cereals	124,232	27,878	6,353	77,321	22,350	*	*	145,477	36,239
Teff	*	*	*	23,223	7,980	-	-	*	*
Barley	-	-	-	*	*	-	-	*	*
Wheat	*	*	*	8,585	616	-	-	2,920	274
Maize	123,908	27,792	6,315	28,448	4,180	*	*	139,896	32,380
Sorghum	-	-	-	15,859	3,971	-	-	*	*
Finger millet	*	*	*	23,005	5,573	-	-	6,940	1,194
Oats/'Aja'	-	-	-	-	-	-	-	-	-
Rice	-	-	-	-	-	-	-	-	-
Pulse	-	-	-	*	*	-	-	*	*
Horse/Faba beans	-	-	-	*	*	-	-	*	*
Field peas	-	-	-	-	-	-	-	-	-
White Haricot beans	-	-	-	-	-	-	-	*	*
Red Haricot beans	-	-	-	-	-	-	-	*	*
Chick peas	-	-	-	-	-	-	-	-	-
Lentiles	-	-	-	-	-	-	-	-	-
Vetch/Grass peas	-	-	-	-	-	-	-	-	-
Soya beans	-	-	-	-	-	-	-	*	*
Fenugreek	-	-	-	-	-	-	-	-	-
Mung bean/'Masho'	-	-	-	-	-	-	-	-	-
Gibto	-	-	-	-	-	-	-	-	-
Oil Seeds	-	-	-	*	*	-	-	*	*
Nueg	-	-	-	-	-	-	-	-	-
Linseed	-	-	-	*	*	-	-	-	-
Ground nuts	-	-	-	-	-	-	-	*	*
Safflower	-	-	-	-	-	-	-	-	-
Sesame	-	-	-	-	-	-	-	*	*
Rapeseed	-	-	-	-	-	-	-	-	-
Vegetables	*	*	-	-	-	*	*	2,583	*
Lettuce	-	-	-	-	-	-	-	-	-
Head Cabbage	-	-	-	-	-	-	-	-	-
Ethiopian Cabbage	-	-	-	-	-	-	-	*	*
Tomatoes	*	*	-	-	-	*	*	*	*
Green peppers	-	-	-	-	-	-	-	*	*
Red papers	*	*	-	-	-	-	-	*	*
Swiss chard	-	-	-	-	-	-	-	-	-
Root Crops	*	*	-	-	-	*	*	3,789	*
Beet root	*	*	-	-	-	-	-	-	-
Carrot	-	-	-	-	-	-	-	-	-
Onion	*	*	-	-	-	-	-	*	*
Potatoes	-	-	-	-	-	-	-	-	-
Yam	-	-	-	-	-	-	-	-	-
Garlic	-	-	-	-	-	*	*	-	-
Taro/'Godere'	-	-	-	-	-	-	-	-	-
Sweet potatoes	-	-	-	-	-	*	*	*	*
Other Temporary	-	-	-	-	-	-	-	*	*
Fruit Crops				-	-	-	-	*	*
Avocado				-	-	-	-	*	*
Bananas				-	-	-	-	*	*
Guava				-	-	-	-	-	-
Lemons				-	-	-	-	-	-
Mangos				-	-	-	-	-	-
Oranges				-	-	-	-	-	-
Papayas				-	-	-	-	-	-
Pineapples				-	-	-	-	-	-
Stimulant Crops	4,420	*	-	*	*	*	*	7,296	1,177
Chat				-	-	*	*	*	*
Coffee	4,420	*	-	*	*	-	-	6,734	1,174
Hops/'Gesho'				-	-	-	-	-	-
Enset				-	-	-	-	-	-
Sugar Cane				-	-	*	*	*	*
Other Permanent				-	-	-	-	-	-

Table1.4.2 Number of Holders, Inputs Applied Area and Quantity of Inputs used

East Welega

Crop type	All Crop Area	All Fertilizers		Natural		DAP		
		Hectare	Quintal	Holder	Hectare	Holder	Hectare	Quintal
All	392,706	205,045	226,941	143,044	28,716	81,120	66,501	40,153
Cereals	290,411	192,442	223,225	105,721	22,294	78,872	64,470	39,388
Teff	80,683	61,874	35,944	3,435	264	64,883	46,479	26,897
Barley	6,671	1,644	*	20,183	1,496	*	*	*
Wheat	9,546	5,167	4,570	15,370	1,363	7,262	690	555
Maize	132,274	110,202	174,955	94,281	18,226	17,672	5,848	5,086
Sorghum	39,819	1,041	*	8,566	794	*	*	*
Finger millet	21,135	12,514	7,493	*	*	24,269	11,234	6,758
Oats/'Aja'	*	-	-	-	-	-	-	-
Rice	*	-	-	-	-	-	-	-
Pulse	17,169	2,461	*	31,997	1,794	*	*	*
Horse/Faba beans	5,035	1,112	*	18,913	1,001	*	*	*
Field peas	2,938	*	*	2,301	175	*	*	*
White Haricot beans	*	*	*	5,905	*	-	-	-
Red Haricot beans	*	*	-	*	*	-	-	-
Chick peas	1,091	*	-	*	*	-	-	-
Lentiles	*	*	-	*	*	-	-	-
Vetch/Grass peas	-	-	-	-	-	-	-	-
Soya beans	*	*	-	*	*	-	-	-
Fenugreek	*	*	-	8,029	*	-	-	-
Mung bean/'Masho'	-	-	-	-	-	-	-	-
Gibto	-	-	-	-	-	-	-	-
Oil Seeds	60,503	4,646	1,404	5,287	*	3,168	*	*
Nueg	38,572	*	*	2,140	*	*	*	*
Linseed	*	*	*	*	*	*	*	*
Ground nuts	5,987	*	-	*	*	-	-	-
Safflower	*	-	-	-	-	-	-	-
Sesame	15,457	*	1,249	-	-	*	*	*
Rapeseed	*	48	*	2,438	41	*	*	*
Vegetables	2,629	1,679	942	51,664	964	3,602	*	*
Lettuce	-	-	-	-	-	-	-	-
Head Cabbage	36	*	*	*	*	-	-	-
Ethiopian Cabbage	75	38	-	5,386	38	-	-	-
Tomatoes	*	*	*	*	*	-	-	-
Green peppers	176	123	*	19,423	121	*	*	*
Red papers	2,231	1,435	878	29,043	758	*	*	*
Swiss chard	-	-	-	-	-	-	-	-
Root Crops	2,657	969	*	38,619	518	1,149	*	*
Beet root	17	16	-	6,404	16	-	-	-
Carrot	*	*	-	*	*	-	-	-
Onion	*	*	*	8,064	97	*	*	*
Potatoes	298	*	-	*	*	-	-	-
Yam	-	-	-	-	-	-	-	-
Garlic	90	76	*	16,939	75	*	*	*
Taro/'Godere'	93	53	-	7,728	53	-	-	-
Sweet potatoes	1,625	162	*	6,654	126	*	*	*
Other Temporary	4,720	1,482	*	56,030	1,255	*	*	*
Fruit Crops	1,330	336		29,399	336			
Avocado	15	*		1,571	*			
Bananas	607	211		20,216	211			
Guava	*	*		*	*			
Lemons	*	-		-	-			
Mangos	619	*		8,320	*			
Oranges	*	*		*	*			
Papayas	37	*		*	*			
Pineapples	-	-		-	-			
Stimulant Crops	12,751	993		35,116	972			
Chat	1,231	*		12,189	*			
Coffee	11,031	456		14,539	448			
Hops/'Gesho'	488	194		19,993	181			
Enset	*	*		*	*			
Sugar Cane	479	*		*	*			
Other Permanent	37	9		4,455	9			

(Table 1.4.2 cont'd.)

East Welega

Crop type	UREA			UREA + DAP			INDIGENOUS SEED		
	Holder	Hectare	Quintal	Holder	Hectare	Quintal	Holder	Hectare	Quintal
All	23,547	8,634	4,467	124,148	101,194	182,321	231,105	312,476	110,433
Cereals	16,771	6,617	3,821	123,135	99,061	180,016	214,310	210,576	86,395
Teff	6,769	2,289	629	24,053	12,842	8,419	128,793	80,683	34,623
Barley	*	*	*	*	*	*	42,169	6,671	9,252
Wheat	*	*	*	10,868	*	*	50,058	9,438	12,791
Maize	11,394	3,579	2,797	111,120	82,549	167,071	159,365	52,548	14,639
Sorghum	*	*	*	*	*	*	97,511	39,819	8,239
Finger millet	1,715	*	*	3,678	*	478	65,190	21,135	6,662
Oats/'Aja'	-	-	-	-	-	-	1,982	*	182
Rice	-	-	-	-	-	-	*	*	*
Pulse	-	-	-	*	*	*	77,991	17,169	12,900
Horse/Faba beans	-	-	-	-	-	-	45,377	5,035	4,612
Field peas	-	-	-	*	*	*	16,714	2,938	2,155
White Haricot	-	-	-	-	-	-	-	-	-
beans	-	-	-	*	*	*	8,883	*	*
Red Haricot beans	-	-	-	-	-	-	6,114	*	-
Chick peas	-	-	-	-	-	-	10,268	1,091	615
Lentiles	-	-	-	-	-	-	*	*	*
Vetch/Grass peas	-	-	-	-	-	-	-	-	-
Soya beans	-	-	-	-	-	-	*	*	*
Fenugreek	-	-	-	-	-	-	10,781	*	71
Mung bean/'Masho'	-	-	-	-	-	-	-	-	-
Gibto	-	-	-	-	-	-	-	-	-
Oil Seeds	6,217	1,751	458	3,142	*	720	119,357	60,503	11,137
Nueg	-	-	-	*	*	*	81,770	38,572	5,438
Linseed	-	-	-	-	-	-	1,594	*	*
Ground nuts	-	-	-	-	-	-	23,185	5,987	3,627
Safflower	-	-	-	-	-	-	*	*	*
Sesame	6,217	1,751	458	*	*	676	42,002	15,457	2,008
Rapeseed	-	-	-	-	-	-	4,782	*	*
Vegetables	4,336	*	*	7,564	382	725	92,864	2,628	-
Lettuce	-	-	-	-	-	-	-	-	-
Head Cabbage	-	-	-	*	*	*	4,959	*	-
Ethiopian Cabbage	-	-	-	-	-	-	8,448	75	-
Tomatoes	-	-	-	*	*	*	*	*	-
Green peppers	-	-	-	-	-	-	28,656	176	-
Red papers	4,336	*	*	7,352	346	*	59,116	2,231	-
Swiss chard	-	-	-	-	-	-	-	-	-
Root Crops	*	*	*	*	*	*	80,200	2,655	-
Beet root	-	-	-	-	-	-	6,975	17	-
Carrot	-	-	-	-	-	-	*	*	-
Onion	-	-	-	*	*	*	9,352	*	-
Potatoes	-	-	-	-	-	-	6,132	298	-
Yam	-	-	-	-	-	-	-	-	-
Garlic	-	-	-	-	-	-	23,113	90	-
Taro/'Godere'	-	-	-	-	-	-	11,883	93	-
Sweet potatoes	*	*	*	-	-	-	41,364	1,625	-
Other Temporary	*	*	*	*	*	*	96,924	4,692	-
Fruit Crops							75,294	1,330	
Avocado							4,123	15	
Bananas							46,903	607	
Guava							*	*	
Lemons							2,060	*	
Mangos							40,122	619	
Oranges							4,753	*	
Papayas							13,017	37	
Pineapples							-	-	
Stimulant Crops							106,685	12,384	
Chat							29,497	1,231	
Coffee							81,031	10,665	
Hops/'Gesho'							44,830	488	
Enset							3,946	*	
Sugar Cane							8,162	479	
Other Permanent							12,529	37	

(Table 1.4.2 Cont'd.)

East Welega

Crop type	IMPROVED SEED			PESTICIDE		IRRIGATION		EXTENSION PACKAGE	
	Holder	Hectare	Quintal	Holder	Hectare	Holder	Hectare	Holder	Hectare
All	114,015	80,230	18,910	100,255	78,397	6,034	*	133,741	101,819
Cereals	111,948	79,835	18,910	98,853	77,742	-	-	130,837	101,104
Teff	-	-	-	79,277	49,467	-	-	15,580	11,318
Barley	-	-	-	*	*	-	-	*	*
Wheat	*	*	*	21,264	4,412	-	-	1,405	*
Maize	111,948	79,727	18,641	8,925	7,075	-	-	119,803	84,843
Sorghum	-	-	-	9,442	*	-	-	-	-
Finger millet	-	-	-	30,405	12,519	-	-	*	*
Oats/'Aja'	-	-	-	*	*	-	-	-	-
Rice	-	-	-	-	-	-	-	-	-
Pulse	-	-	-	-	-	-	-	*	*
Horse/Faba beans	-	-	-	-	-	-	-	-	-
Field peas	-	-	-	-	-	-	-	-	-
White Haricot beans	-	-	-	-	-	-	-	*	*
Red Haricot beans	-	-	-	-	-	-	-	-	-
Chick peas	-	-	-	-	-	-	-	-	-
Lentiles	-	-	-	-	-	-	-	-	-
Vetch/Grass peas	-	-	-	-	-	-	-	-	-
Soya beans	-	-	-	-	-	-	-	-	-
Fenugreek	-	-	-	-	-	-	-	-	-
Mung bean/'Masho'	-	-	-	-	-	-	-	-	-
Gibto	-	-	-	-	-	-	-	-	-
Oil Seeds	-	-	-	*	*	-	-	*	*
Nueg	-	-	-	*	*	-	-	-	-
Linseed	-	-	-	*	*	-	-	*	*
Ground nuts	-	-	-	-	-	-	-	-	-
Safflower	-	-	-	-	-	-	-	-	-
Sesame	-	-	-	*	*	-	-	*	*
Rapeseed	-	-	-	-	-	-	-	*	*
Vegetables	*	*	-	*	*	*	*	*	*
Lettuce	-	-	-	-	-	-	-	-	-
Head Cabbage	*	*	-	-	-	-	-	*	*
Ethiopian Cabbage	-	-	-	-	-	*	*	*	*
Tomatoes	-	-	-	*	*	*	*	*	*
Green peppers	-	-	-	-	-	*	*	*	*
Red papers	-	-	-	-	-	*	*	-	-
Swiss chard	-	-	-	-	-	-	-	-	-
Root Crops	*	*	-	*	*	*	*	*	*
Beet root	*	*	-	-	-	-	-	*	*
Carrot	*	*	-	-	-	-	-	-	-
Onion	*	*	-	*	*	*	*	*	*
Potatoes	-	-	-	-	-	*	*	-	-
Yam	-	-	-	-	-	-	-	-	-
Garlic	-	-	-	-	-	-	-	*	*
Taro/'Godere'	-	-	-	-	-	-	-	-	-
Sweet potatoes	-	-	-	-	-	-	-	*	*
Other Temporary	*	*	-	*	*	*	*	*	*
Fruit Crops				-	-	1,977	*	*	*
Avocado				-	-	*	*	-	-
Bananas				-	-	*	*	*	*
Guava				-	-	-	-	-	-
Lemons				-	-	-	-	-	-
Mangos				-	-	940	*	-	-
Oranges				-	-	*	*	-	-
Papayas				-	-	*	*	-	-
Pineapples				-	-	-	-	-	-
Stimulant Crops	2,555	*	-	*	*	*	*	*	*
Chat				*	*	*	*	*	*
Coffee	2,555	*	-	-	-	*	*	*	*
Hops/'Gesho'				-	-	*	*	*	*
Enset				-	-	-	-		
Sugar Cane				-	-	*	*	*	*
Other Permanent				-	-	-	-	-	-

Table1.4.3 Number of Holders, Inputs Applied Area and Quantity of Inputs used

Illubabor

Crop type	All Crop Area	All Fertilizers		Natural		DAP		
		Hectare	Quintal	Holder	Hectare	Holder	Hectare	Quintal
All	369,149	128,065	117,879	143,903	28,666	86,703	45,252	29,570
Cereals	244,106	114,197	112,328	85,447	20,662	82,527	42,751	28,196
Teff	79,725	40,494	24,067	7,962	*	52,500	31,462	18,302
Barley	8,464	1,062	*	13,262	963	1,454	*	*
Wheat	7,661	4,403	5,260	6,985	432	21,460	2,835	3,105
Maize	92,857	57,765	75,664	64,830	12,265	23,660	7,727	6,426
Sorghum	45,010	6,344	*	26,200	4,131	*	*	*
Finger millet	7,422	*	*	4,698	*	*	*	*
Oats/'Aja'	*	*	-	*	*	-	-	-
Rice	*	*	*	-	-	*	*	*
Pulse	25,443	6,890	*	47,558	3,512	*	*	*
Horse/Faba beans	6,143	1,265	*	16,133	1,212	-	-	-
Field peas	5,952	*	-	7,375	*	-	-	-
White Haricot beans	1,828	*	*	14,060	*	-	-	-
Red Haricot beans	2,733	335	*	15,963	305	-	-	-
Chick peas	*	*	-	*	*	-	-	-
Lentiles	*	-	-	-	-	-	-	-
Vetch/Grass peas	*	*	-	*	*	-	-	-
Soya beans	*	*	*	*	*	*	*	*
Fenugreek	208	*	-	6,458	*	-	-	-
Mung bean/'Masho'	-	-	-	-	-	-	-	-
Gibto	*	*	-	*	*	-	-	-
Oil Seeds	11,269	*	*	1,413	*	-	-	-
Nueg	5,245	-	-	-	-	-	-	-
Linseed	*	*	-	*	*	-	-	-
Ground nuts	*	*	*	-	-	-	-	-
Safflower	*	*	-	*	*	-	-	-
Sesame	*	*	*	*	*	-	-	-
Rapeseed	*	*	-	*	*	-	-	-
Vegetables	5,084	2,329	*	60,821	707	*	*	*
Lettuce	-	-	-	-	-	-	-	-
Head Cabbage	36	*	-	4,189	*	-	-	-
Ethiopian Cabbage	610	218	*	35,194	204	*	*	*
Tomatoes	*	*	-	*	*	-	-	-
Green peppers	143	86	*	20,893	76	*	*	*
Red papers	4,293	2,010	*	15,829	413	*	*	*
Swiss chard	*	*	-	*	*	-	-	-
Root Crops	1,904	321	*	35,637	298	*	*	*
Beet root	34	*	-	5,741	*	-	-	-
Carrot	*	*	*	*	*	*	*	*
Onion	*	*	-	2,354	*	-	-	-
Potatoes	*	*	-	*	*	-	-	-
Yam	*	-	-	-	-	-	-	-
Garlic	28	2	-	2,852	2	-	-	-
Taro/'Godere'	585	181	*	25,226	174	*	*	*
Sweet potatoes	1,079	*	*	5,446	*	*	*	*
Other Temporary	1,094	505	*	28,081	434	-	-	-
Fruit Crops	3,720	465	*	34,913	396	-	-	-
Avocado	192	30	*	6,040	30	-	-	-
Bananas	1,932	231	*	20,406	216	-	-	-
Guava	*	*	*	*	*	-	-	-
Lemons	*	*	*	*	*	-	-	-
Mangos	881	103	*	7,038	71	-	-	-
Oranges	97	*	*	*	*	-	-	-
Papayas	*	*	*	6,477	*	-	-	-
Pineapples	*	-	-	-	-	-	-	-
Stimulant Crops	73,651	1,572	*	50,354	1,336	-	-	-
Chat	6,867	929	*	33,315	725	-	-	-
Coffee	66,597	622	*	25,727	606	-	-	-
Hops/'Gesho'	*	*	*	*	*	-	-	-
Enset	1,807	816	*	57,038	814	-	-	-
Sugar Cane	681	35	*	4,371	35	-	-	-
Other Permanent	*	*	*	11,449	*	-	-	-

(Table 1.4.3 cont'd.)

Illubabor

Crop type	UREA			UREA + DAP			INDIGENOUS SEED		
	Holder	Hectare	Quintal	Holder	Hectare	Quintal	Holder	Hectare	Quintal
All	10,769	2,775	1,956	117,330	51,372	86,353	311,279	329,189	108,849
Cereals	4,644	1,131	681	117,089	49,653	83,451	287,990	207,452	89,920
Teff	2,105	897	464	13,395	5,886	5,301	160,581	79,511	34,809
Barley	-	-	-	-	-	-	49,556	8,464	9,172
Wheat	-	-	-	6,193	1,136	2,155	52,100	7,619	9,440
Maize	1,859	*	*	108,846	37,637	69,106	194,035	56,459	19,356
Sorghum	*	*	*	*	*	*	172,459	45,010	11,315
Finger millet	-	-	-	*	*	*	44,533	7,422	*
Oats/'Aja'	-	-	-	-	-	-	*	*	*
Rice	*	*	*	*	*	*	*	*	*
Pulse	*	*	*	3,648	*	*	160,446	25,381	14,257
Horse/Faba beans	-	-	-	*	*	*	51,309	6,143	4,169
Field peas	-	-	-	-	-	-	32,573	5,952	3,584
White Haricot	-	-	-	-	-	-	-	-	-
beans	-	-	-	*	*	*	48,647	1,828	727
Red Haricot beans	-	-	-	*	*	*	54,628	2,671	-
Chick peas	-	-	-	-	-	-	*	*	*
Lentiles	-	-	-	-	-	-	*	*	*
Vetch/Grass peas	-	-	-	-	-	-	*	*	*
Soya beans	*	*	*	*	*	*	22,975	*	*
Fenugreek	-	-	-	-	-	-	10,590	208	53
Mung bean/'Masho'	-	-	-	-	-	-	-	-	-
Gibto	-	-	-	-	-	-	*	*	-
Oil Seeds	-	-	-	*	*	*	49,610	11,269	*
Nueg	-	-	-	-	-	-	21,798	5,245	1,078
Linseed	-	-	-	-	-	-	7,772	*	*
Ground nuts	-	-	-	*	*	*	10,932	*	*
Safflower	-	-	-	-	-	-	*	*	*
Sesame	-	-	-	*	*	*	*	*	*
Rapeseed	-	-	-	-	-	-	*	*	*
Vegetables	*	*	*	3,222	*	*	144,004	5,002	-
Lettuce	-	-	-	-	-	-	-	-	-
Head Cabbage	-	-	-	-	-	-	7,918	36	-
Ethiopian Cabbage	-	-	-	*	*	*	84,612	610	-
Tomatoes	-	-	-	-	-	-	*	*	-
Green peppers	-	-	-	-	-	-	42,980	143	-
Red papers	*	*	*	*	*	*	49,155	4,211	-
Swiss chard	-	-	-	-	-	-	*	*	-
Root Crops	-	-	-	-	-	-	113,762	1,904	-
Beet root	-	-	-	-	-	-	10,795	34	-
Carrot	-	-	-	-	-	-	*	*	-
Onion	-	-	-	-	-	-	4,626	*	-
Potatoes	-	-	-	-	-	-	2,748	*	-
Yam	-	-	-	-	-	-	*	*	-
Garlic	-	-	-	-	-	-	9,382	28	-
Taro/'Godere'	-	-	-	-	-	-	72,509	585	-
Sweet potatoes	-	-	-	-	-	-	35,180	1,079	-
Other Temporary	-	-	-	*	*	*	75,044	1,094	-
Fruit Crops	-	-	-	-	-	-	133,865	3,716	-
Avocado	-	-	-	-	-	-	28,299	189	-
Bananas	-	-	-	-	-	-	99,679	1,932	-
Guava	-	-	-	-	-	-	9,849	*	-
Lemons	-	-	-	-	-	-	3,709	*	-
Mangos	-	-	-	-	-	-	47,116	881	-
Oranges	-	-	-	-	-	-	11,481	97	-
Papayas	-	-	-	-	-	-	30,796	*	-
Pineapples	-	-	-	-	-	-	*	*	-
Stimulant Crops	-	-	-	-	-	-	235,593	70,493	-
Chat	-	-	-	-	-	-	124,827	6,767	-
Coffee	-	-	-	-	-	-	194,163	63,538	-
Hops/'Gesho'	-	-	-	-	-	-	14,928	*	-
Enset	-	-	-	-	-	-	150,820	1,807	-
Sugar Cane	-	-	-	-	-	-	23,493	681	-
Other Permanent	-	-	-	-	-	-	33,531	*	-

(Table 1.4.3 Cont'd.)

Illubabor

Crop type	IMPROVED SEED			PESTICIDE		IRRIGATION		EXTENSION PACKAGE	
	Holder	Hectare	Quintal	Holder	Hectare	Holder	Hectare	Holder	Hectare
All	119,239	39,959	8,095	119,094	65,152	*	*	150,272	62,430
Cereals	107,467	36,654	8,067	118,184	64,778	*	*	149,411	56,837
Teff	1,222	*	*	105,147	54,904	-	-	24,610	9,317
Barley	-	-	-	*	*	-	-	1,662	*
Wheat	*	*	*	26,958	4,419	-	-	27,885	4,240
Maize	106,349	36,398	8,011	4,152	1,408	*	*	117,470	39,893
Sorghum	-	-	-	9,131	2,890	-	-	*	*
Finger millet	-	-	-	4,916	*	-	-	*	*
Oats/'Aja'	-	-	-	-	-	-	-	-	-
Rice	-	-	-	*	*	-	-	*	*
Pulse	*	*	*	*	*	*	*	*	*
Horse/Faba beans	-	-	-	-	-	-	-	1,076	*
Field peas	-	-	-	-	-	-	-	-	-
White Haricot beans	-	-	-	-	-	-	-	*	*
Red Haricot beans	*	*	*	-	-	*	*	*	*
Chick peas	-	-	-	*	*	-	-	-	-
Lentiles	-	-	-	-	-	-	-	-	-
Vetch/Grass peas	-	-	-	-	-	-	-	-	-
Soya beans	-	-	-	-	-	-	-	*	*
Fenugreek	-	-	-	-	-	-	-	-	-
Mung bean/'Masho'	-	-	-	-	-	-	-	-	-
Gibto	-	-	-	-	-	-	-	-	-
Oil Seeds	-	-	-	*	*	-	-	*	*
Nueg	-	-	-	-	-	-	-	-	-
Linseed	-	-	-	-	-	-	-	-	-
Ground nuts	-	-	-	*	*	-	-	*	*
Safflower	-	-	-	-	-	-	-	-	-
Sesame	-	-	-	-	-	-	-	-	-
Rapeseed	-	-	-	-	-	-	-	-	-
Vegetables	*	*	-	-	-	-	-	2,232	*
Lettuce	-	-	-	-	-	-	-	-	-
Head Cabbage	*	*	-	-	-	-	-	-	-
Ethiopian Cabbage	-	-	-	-	-	-	-	*	*
Tomatoes	-	-	-	-	-	-	-	-	-
Green peppers	*	*	-	-	-	-	-	*	*
Red papers	*	*	-	-	-	-	-	*	*
Swiss chard	-	-	-	-	-	-	-	-	-
Root Crops	*	*	-	-	-	*	*	*	*
Beet root	*	*	-	-	-	-	-	-	-
Carrot	-	-	-	-	-	-	-	-	-
Onion	-	-	-	-	-	-	-	-	-
Potatoes	-	-	-	-	-	-	-	-	-
Yam	-	-	-	-	-	-	-	-	-
Garlic	-	-	-	-	-	-	-	-	-
Taro/'Godere'	-	-	-	-	-	-	-	*	*
Sweet potatoes	-	-	-	-	-	*	*	*	*
Other Temporary	*	*	-	-	-	*	*	*	*
Fruit Crops				*	*	*	*	*	*
Avocado				-	-	-	-	-	-
Bananas				-	-	*	*	*	*
Guava				-	-	*	*	*	*
Lemons				-	-	-	-	-	-
Mangos				*	*	*	*	*	*
Oranges				-	-	-	-	-	-
Papayas				-	-	*	*	*	*
Pineapples				-	-	-	-	-	-
Stimulant Crops	16,120	*	-	*	*	*	*	10,919	*
Chat				*	*	*	*	*	*
Coffee	15,804	*	-	*	*	*	*	9,351	*
Hops/'Gesho'				-	-	-	-	-	-
Enset				*	*	-	-	-	-
Sugar Cane				-	-	-	-	-	-
Other Permanent				-	-	-	-	*	*

Table1.4.4 Number of Holders, Inputs Applied Area and Quantity of Inputs used

Jimma

Crop type	All Crop Area	All Fertilizers		Natural		DAP		
		Hectare	Quintal	Holder	Hectare	Holder	Hectare	Quintal
All	664,581	315,241	320,324	464,590	41,445	276,688	128,770	99,838
Cereals	455,703	277,232	304,480	140,474	14,936	267,449	119,892	90,894
Teff	169,040	115,803	96,065	12,298	*	206,448	73,298	50,463
Barley	21,468	6,055	*	15,999	547	35,265	*	*
Wheat	30,340	16,837	16,747	3,305	285	61,942	12,162	11,294
Maize	165,022	131,799	183,345	111,496	9,828	83,462	25,917	22,976
Sorghum	65,707	5,869	2,924	20,737	*	16,202	2,784	1,327
Finger millet	2,915	*	*	-	-	*	*	*
Oats/'Aja'	1,163	*	*	*	*	*	*	*
Rice	*	-	-	-	-	-	-	-
Pulse	37,424	7,581	5,414	73,255	1,481	40,206	5,875	4,935
Horse/Faba beans	20,827	4,334	3,129	26,868	*	30,941	3,142	3,071
Field peas	10,914	*	*	*	*	*	*	*
White Haricot beans	*	95	*	32,396	88	*	*	*
Red Haricot beans	*	*	*	16,502	52	*	*	*
Chick peas	*	*	-	*	*	-	-	-
Lentiles	1,294	*	*	-	-	*	*	*
Vetch/Grass peas	-	-	-	-	-	-	-	-
Soya beans	*	*	*	-	-	-	-	-
Fenugreek	*	*	-	*	*	-	-	-
Mung bean/'Masho'	-	-	-	-	-	-	-	-
Gibto	-	-	-	-	-	-	-	-
Oil Seeds	20,833	491	439	10,945	*	12,120	231	143
Nueg	12,320	-	-	-	-	-	-	-
Linseed	2,611	*	141	*	*	10,961	*	*
Ground nuts	*	-	-	-	-	-	-	-
Safflower	-	-	-	-	-	-	-	-
Sesame	*	*	*	-	-	-	-	-
Rapeseed	256	165	*	9,627	*	*	*	*
Vegetables	4,563	3,258	2,379	316,081	2,121	21,735	688	997
Lettuce	*	*	-	*	*	-	-	-
Head Cabbage	69	47	*	16,723	24	*	*	*
Ethiopian Cabbage	2,093	1,709	*	283,402	1,667	*	*	*
Tomatoes	*	*	*	9,614	*	*	*	*
Green peppers	304	128	*	70,276	127	*	*	*
Red papers	1,876	1,232	2,129	29,406	278	16,702	*	*
Swiss chard	*	*	-	*	*	-	-	-
Root Crops	5,215	2,913	494	220,135	2,614	6,902	*	*
Beet root	*	17	*	10,241	16	-	-	-
Carrot	3	*	*	*	*	*	*	*
Onion	*	*	*	*	*	*	*	*
Potatoes	334	*	*	6,475	80	*	*	*
Yam	*	*	-	*	*	-	-	-
Garlic	121	54	*	21,878	52	*	*	*
Taro/'Godere'	4,342	2,420	*	193,360	2,358	2,714	*	*
Sweet potatoes	*	*	*	15,690	*	*	*	*
Other Temporary	1,731	993	*	104,343	926	3,071	*	*
Fruit Crops	7,261	2,416		189,255	2,012			
Avocado	2,452	1,027		110,881	893			
Bananas	2,592	961		105,974	776			
Guava	*	86		18,966	*			
Lemons	8	-		-	-			
Mangos	972	220		49,612	175			
Oranges	267	*		17,873	*			
Papayas	75	22		24,960	22			
Pineapples	*	-		-	-			
Stimulant Crops	114,198	9,754		239,541	6,760			
Chat	16,734	5,739		162,998	3,537			
Coffee	97,155	3,952		166,568	3,215			
Hops/'Gesho'	309	*		3,550	*			
Enset	15,758	9,941		347,662	9,855			
Sugar Cane	1,612	542		86,633	540			
Other Permanent	283	118		43,759	118			
	664,581	315,241	320,324	464,590	41,445	276,688	128,770	99,838

(Table 1.4.4 cont'd.)

Jimma

Crop type	UREA			UREA + DAP			INDIGENOUS SEED		
	Holder	Hectare	Quintal	Holder	Hectare	Quintal	Holder	Hectare	Quintal
All	9,361	1,997	1,039	289,465	143,029	219,447	619,459	559,870	231,419
Cereals	9,361	1,961	1,020	288,840	140,443	212,565	556,230	354,303	191,351
Teff	6,457	1,625	*	125,744	38,657	44,817	451,007	167,866	75,553
Barley	-	-	-	3,894	*	*	162,352	21,468	26,203
Wheat	*	*	*	25,986	4,205	5,299	143,458	30,259	41,732
Maize	*	*	*	219,904	95,934	160,299	278,305	64,877	30,789
Sorghum	*	*	*	6,821	1,030	1,587	269,414	65,707	14,800
Finger millet	-	-	-	*	*	*	20,067	2,915	815
Oats/'Aja'	-	-	-	*	*	*	24,766	1,163	1,450
Rice	-	-	-	-	-	-	*	*	*
Pulse	-	-	-	3,623	*	*	276,733	37,424	33,333
Horse/Faba beans	-	-	-	*	*	*	157,750	20,827	22,101
Field peas	-	-	-	*	*	*	50,135	10,914	8,872
White Haricot	-	-	-	-	-	-	-	-	-
beans	-	-	-	-	-	-	69,927	*	*
Red Haricot beans	-	-	-	*	*	*	47,685	*	-
Chick peas	-	-	-	-	-	-	*	*	*
Lentiles	-	-	-	-	*	*	33,863	1,294	634
Vetch/Grass peas	-	-	-	-	-	-	-	-	-
Soya beans	-	-	-	*	*	*	*	*	*
Fenugreek	-	-	-	-	-	-	*	*	*
Mung bean/'Masho'	-	-	-	-	-	-	-	-	-
Gibto	-	-	-	-	-	-	-	-	-
Oil Seeds	-	-	-	5,738	*	*	116,444	20,833	*
Nueg	-	-	-	-	-	-	32,694	12,320	1,296
Linseed	-	-	-	*	*	*	62,002	2,611	824
Ground nuts	-	-	-	-	-	-	*	*	*
Safflower	-	-	-	-	-	-	-	-	-
Sesame	-	-	-	*	*	*	*	*	*
Rapeseed	-	-	-	*	*	*	17,001	256	29
Vegetables	-	-	-	*	*	*	439,843	4,537	-
Lettuce	-	-	-	-	-	-	*	*	-
Head Cabbage	-	-	-	*	*	*	29,406	69	-
Ethiopian Cabbage	-	-	-	*	*	*	381,893	2,093	-
Tomatoes	-	-	-	-	-	-	25,498	*	-
Green peppers	-	-	-	*	*	*	120,125	279	-
Red papers	-	-	-	*	*	*	68,258	1,876	-
Swiss chard	-	-	-	-	-	-	*	*	-
Root Crops	*	*	*	3,660	*	*	332,890	5,206	-
Beet root	-	-	-	*	*	*	23,712	*	-
Carrot	-	-	-	-	-	-	4,917	3	-
Onion	-	-	-	-	-	-	14,461	*	-
Potatoes	-	-	-	-	-	-	14,382	325	-
Yam	-	-	-	-	-	-	*	*	-
Garlic	-	-	-	*	*	*	39,734	121	-
Taro/'Godere'	-	-	-	*	*	*	286,879	4,342	-
Sweet potatoes	*	*	*	*	*	*	28,284	*	-
Other Temporary	-	-	-	*	*	*	182,574	1,731	-
Fruit Crops	-	-	-	-	-	-	365,234	7,148	-
Avocado	-	-	-	-	-	-	215,030	2,339	-
Bananas	-	-	-	-	-	-	242,815	2,592	-
Guava	-	-	-	-	-	-	68,709	*	-
Lemons	-	-	-	-	-	-	6,166	8	-
Mangos	-	-	-	-	-	-	143,019	972	-
Oranges	-	-	-	-	-	-	64,253	267	-
Papayas	-	-	-	-	-	-	58,380	75	-
Pineapples	-	-	-	-	-	-	*	*	-
Stimulant Crops	-	-	-	-	-	-	522,352	111,039	-
Chat	-	-	-	-	-	-	387,195	16,682	-
Coffee	-	-	-	-	-	-	437,785	94,048	-
Hops/'Gesho'	-	-	-	-	-	-	25,783	309	-
Enset	-	-	-	-	-	-	513,088	15,758	-
Sugar Cane	-	-	-	-	-	-	163,749	1,612	-
Other Permanent	-	-	-	-	-	-	106,620	279	-

(Table 1.4.4 Cont'd.)

Jimma

Crop type	IMPROVED SEED			PESTICIDE		IRRIGATION		EXTENSION PACKAGE	
	Holder	Hectare	Quintal	Holder	Hectare	Holder	Hectare	Holder	Hectare
All	251,470	104,711	19,968	369,712	167,295	*	*	279,398	128,382
Cereals	232,751	101,400	19,968	364,090	165,961	*	*	266,930	122,110
Teff	2,911	*	*	331,554	125,921	-	-	38,217	10,723
Barley	-	-	-	67,649	10,116	-	-	*	*
Wheat	*	*	*	79,353	15,425	-	-	25,437	3,301
Maize	232,109	100,145	19,595	10,083	3,262	*	*	246,269	106,844
Sorghum	-	-	-	33,540	9,951	-	-	6,450	665
Finger millet	-	-	-	*	*	-	-	-	-
Oats/'Aja'	-	-	-	9,509	*	-	-	-	-
Rice	-	-	-	-	-	-	-	-	-
Pulse	-	-	-	*	*	*	*	17,180	1,796
Horse/Faba beans	-	-	-	*	*	*	*	*	*
Field peas	-	-	-	-	-	-	-	*	*
White Haricot beans	-	-	-	-	-	-	-	*	*
Red Haricot beans	-	-	-	-	-	-	-	*	*
Chick peas	-	-	-	*	*	-	-	-	-
Lentiles	-	-	-	-	-	-	-	*	*
Vetch/Grass peas	-	-	-	-	-	-	-	-	-
Soya beans	-	-	-	-	-	-	-	*	*
Fenugreek	-	-	-	-	-	-	-	-	-
Mung bean/'Masho'	-	-	-	-	-	-	-	-	-
Gibto	-	-	-	-	-	-	-	-	-
Oil Seeds	-	-	-	10,448	*	-	-	*	*
Nueg	-	-	-	-	-	-	-	-	-
Linseed	-	-	-	9,841	71	-	-	-	-
Ground nuts	-	-	-	*	*	-	-	-	-
Safflower	-	-	-	-	-	-	-	-	-
Sesame	-	-	-	-	-	-	-	-	-
Rapeseed	-	-	-	-	-	-	-	*	*
Vegetables	*	*	-	*	*	*	*	*	*
Lettuce	-	-	-	-	-	-	-	-	-
Head Cabbage	-	-	-	-	-	-	-	*	*
Ethiopian Cabbage	-	-	-	-	-	*	*	*	*
Tomatoes	*	*	-	-	-	*	*	*	*
Green peppers	*	*	-	-	-	-	-	*	*
Red papers	-	-	-	*	*	*	*	*	*
Swiss chard	-	-	-	-	-	-	-	-	-
Root Crops	*	*	-	-	-	*	*	*	*
Beet root	*	*	-	-	-	*	*	*	*
Carrot	-	-	-	-	-	-	-	-	-
Onion	-	-	-	-	-	*	*	*	*
Potatoes	*	*	-	-	-	-	-	-	-
Yam	-	-	-	-	-	-	-	-	-
Garlic	-	-	-	-	-	-	-	-	-
Taro/'Godere'	-	-	-	-	-	-	-	*	*
Sweet potatoes	-	-	-	-	-	-	-	*	*
Other Temporary	-	-	-	*	*	*	*	*	*
Fruit Crops				*	*	*	*	9,820	*
Avocado				-	-	-	-	*	*
Bananas				*	*	*	*	*	*
Guava				-	-	-	-	*	*
Lemons				-	-	-	-	-	-
Mangos				*	*	-	-	*	*
Oranges				-	-	-	-	-	-
Papayas				-	-	-	-	*	*
Pineapples				-	-	-	-	-	-
Stimulant Crops	27,327	*	-	8,583	177	*	*	35,497	*
Chat				*	74	*	*	*	*
Coffee	26,569	*	-	*	*	*	*	20,583	*
Hops/'Gesho'				-	-	-	-	-	-
Enset				*	*	-	-		
Sugar Cane				-	-	*	*	*	*
Other Permanent				-	-	-	-	-	-

Table1.4.5 Number of Holders, Inputs Applied Area and Quantity of Inputs used

West Shewa

Crop type	All Crop Area	All Fertilizers		Natural		DAP		
		Hectare	Quintal	Holder	Hectare	Holder	Hectare	Quintal
All	251,470	104,711	19,968	369,712	167,295	*	*	279,398
Cereals	232,751	101,400	19,968	364,090	165,961	*	*	266,930
Teff	2,911	*	*	331,554	125,921	-	-	38,217
Barley	-	-	-	67,649	10,116	-	-	*
Wheat	*	*	*	79,353	15,425	-	-	25,437
Maize	232,109	100,145	19,595	10,083	3,262	*	*	246,269
Sorghum	-	-	-	33,540	9,951	-	-	6,450
Finger millet	-	-	-	*	*	-	-	-
Oats/'Aja'	-	-	-	9,509	*	-	-	-
Rice	-	-	-	-	-	-	-	-
Pulse	-	-	-	*	*	*	*	17,180
Horse/Faba beans	-	-	-	*	*	*	*	*
Field peas	-	-	-	-	-	-	-	*
White Haricot beans	-	-	-	-	-	-	-	*
Red Haricot beans	-	-	-	-	-	-	-	*
Chick peas	-	-	-	*	*	-	-	-
Lentiles	-	-	-	-	-	-	-	*
Vetch/Grass peas	-	-	-	-	-	-	-	-
Soya beans	-	-	-	-	-	-	-	*
Fenugreek	-	-	-	-	-	-	-	-
Mung bean/"Masho"	-	-	-	-	-	-	-	-
Gibto	-	-	-	-	-	-	-	-
Oil Seeds	-	-	-	10,448	*	-	-	*
Nueg	-	-	-	-	-	-	-	-
Linseed	-	-	-	9,841	71	-	-	-
Ground nuts	-	-	-	*	*	-	-	-
Safflower	-	-	-	-	-	-	-	-
Sesame	-	-	-	-	-	-	-	-
Rapeseed	-	-	-	-	-	-	-	*
Vegetables	*	*	-	*	*	*	*	*
Lettuce	-	-	-	-	-	-	-	-
Head Cabbage	-	-	-	-	-	-	-	*
Ethiopian Cabbage	-	-	-	-	-	*	*	*
Tomatoes	*	*	-	-	-	*	*	*
Green peppers	*	*	-	-	-	-	-	*
Red papers	-	-	-	*	*	*	*	*
Swiss chard	-	-	-	-	-	-	-	-
Root Crops	*	*	-	-	-	*	*	*
Beet root	*	*	-	-	-	*	*	*
Carrot	-	-	-	-	-	-	-	-
Onion	-	-	-	-	-	*	*	*
Potatoes	*	*	-	-	-	-	-	-
Yam	-	-	-	-	-	-	-	-
Garlic	-	-	-	-	-	-	-	-
Taro/'Godere'	-	-	-	-	-	-	-	*
Sweet potatoes	-	-	-	-	-	-	-	*
Other Temporary	-	-	-	*	*	*	*	*
Fruit Crops	-	-	-	*	*	*	*	9,820
Avocado	-	-	-	-	-	-	-	*
Bananas	-	-	-	*	*	*	*	*
Guava	-	-	-	-	-	-	-	*
Lemons	-	-	-	-	-	-	-	-
Mangos	-	-	-	*	*	-	-	*
Oranges	-	-	-	-	-	-	-	-
Papayas	-	-	-	-	-	-	-	*
Pineapples	-	-	-	-	-	-	-	-
Stimulant Crops	27,327	*	-	8,583	177	*	*	35,497
Chat	-	-	-	*	74	*	*	*
Coffee	26,569	*	-	*	*	*	*	20,583
Hops/'Gesho'	-	-	-	-	-	-	-	-
Enset	-	-	-	*	*	-	-	-
Sugar Cane	-	-	-	-	-	*	*	*
Other Permanent	-	-	-	-	-	-	-	-

(Table 1.4.5 cont'd.)

West Shewa

Crop type	UREA			UREA + DAP			INDIGENOUS SEED		
	Holder	Hectare	Quintal	Holder	Hectare	Quintal	Holder	Hectare	Quintal
All	28,548	8,058	4,354	304,108	302,024	434,268	435,126	560,274	441,599
Cereals	19,163	7,060	3,511	297,416	280,925	393,598	409,555	441,486	359,203
Teff	11,271	5,311	2,252	184,872	140,591	149,927	269,998	202,434	93,435
Barley	2,185	*	*	63,636	26,853	34,179	154,722	60,382	127,544
Wheat	3,287	*	*	105,070	40,170	60,924	159,370	54,373	104,442
Maize	5,216	685	*	120,766	71,284	146,631	203,191	28,500	11,618
Sorghum	-	-	-	*	*	*	167,174	94,846	20,948
Finger millet	-	-	-	*	*	*	*	*	*
Oats/'Aja'	-	-	-	*	*	*	10,814	643	1,168
Rice	-	-	-	-	-	-	-	-	-
Pulse	3,234	*	66	27,027	4,427	5,808	221,869	60,532	75,093
Horse/Faba beans	*	*	*	16,308	2,016	2,613	148,894	19,590	31,656
Field peas	*	*	*	10,285	1,479	*	48,687	8,329	11,849
White Haricot									
beans	*	*	*	-	-	-	5,295	*	*
Red Haricot beans	*	*	*	-	-	-	14,610	*	-
Chick peas	-	-	-	*	*	*	54,632	*	13,528
Lentiles	-	-	-	4,520	311	234	18,380	1,674	1,378
Vetch/Grass peas	*	*	*	*	*	*	43,636	10,131	16,361
Soya beans	-	-	-	-	-	-	-	-	-
Fenugreek	-	-	-	*	*	*	20,388	*	*
Mung bean/'Masho'	-	-	-	-	-	-	*	*	-
Gibto	-	-	-	-	-	-	-	-	-
Oil Seeds	*	*	*	*	*	*	85,476	26,637	7,303
Nueg	-	-	-	-	-	-	45,921	20,372	3,836
Linseed	-	-	-	*	*	*	15,814	*	*
Ground nuts	-	-	-	-	-	-	-	-	-
Safflower	-	-	-	-	-	-	*	*	*
Sesame	-	-	-	-	-	-	*	*	*
Rapeseed	*	*	*	*	*	*	24,962	1,455	130
Vegetables	6,784	*	*	*	*	*	201,710	*	-
Lettuce	-	-	-	-	-	-	2,300	*	-
Head Cabbage	*	*	*	*	*	*	25,823	141	-
Ethiopian Cabbage	*	*	*	*	*	*	99,045	546	-
Tomatoes	-	-	-	-	-	-	4,219	*	-
Green peppers	-	-	-	*	*	*	64,225	459	-
Red papers	*	*	*	*	*	*	57,463	*	-
Swiss chard	-	-	-	-	-	-	10,276	7	-
Root Crops	*	*	*	27,374	3,622	6,534	202,222	10,613	-
Beet root	-	-	-	-	-	-	30,602	79	-
Carrot	-	-	-	-	-	-	5,935	*	-
Onion	-	-	-	*	*	*	76,572	344	-
Potatoes	*	*	*	19,980	3,576	6,427	83,185	9,336	-
Yam	-	-	-	-	-	-	-	-	-
Garlic	-	-	-	6,072	18	50	119,685	342	-
Taro/'Godere'	-	-	-	-	-	-	*	*	-
Sweet potatoes	-	-	-	*	*	*	8,235	*	-
Other Temporary	*	*	*	*	*	*	93,756	965	-
Fruit Crops							62,615	416	
Avocado							7,254	*	
Bananas							24,545	215	
Guava							*	*	
Lemons							7,954	*	
Mangos							26,317	*	
Oranges							4,290	*	
Papayas							5,022	*	
Pineapples							-	-	
Stimulant Crops							138,229	1,393	
Chat							19,639	77	
Coffee							30,501	*	
Hops/'Gesho'							114,029	660	
Enset							152,696	2,756	
Sugar Cane							19,265	*	
Other Permanent							43,884	29	

(Table 1.4.5 Cont'd.)

West Shewa

Crop type	IMPROVED SEED			PESTICIDE		IRRIGATION		EXTENSION PACKAGE	
	Holder	Hectare	Quintal	Holder	Hectare	Holder	Hectare	Holder	Hectare
All	126,245	77,280	19,242	317,674	300,765	23,450	*	203,605	136,524
Cereals	123,662	77,188	19,098	314,587	291,884	*	*	197,372	130,071
Teff	*	*	*	233,683	183,809	*	*	46,880	30,018
Barley	-	-	-	89,762	39,823	2,917	*	*	*
Wheat	*	*	*	136,896	49,421	*	*	38,962	15,153
Maize	117,294	71,575	15,582	15,819	*	-	-	142,186	75,834
Sorghum	-	-	-	13,976	*	*	*	*	*
Finger millet	-	-	-	*	*	-	-	-	-
Oats/'Aja'	-	-	-	3,518	351	-	-	*	*
Rice	-	-	-	-	-	-	-	-	-
Pulse	*	*	*	9,165	2,412	*	*	16,936	2,766
Horse/Faba beans	*	*	*	6,334	*	-	-	14,663	2,128
Field peas	-	-	-	3,030	568	-	-	*	*
White Haricot beans	-	-	-	-	-	-	-	-	-
Red Haricot beans	-	-	-	-	-	-	-	*	*
Chick peas	-	-	-	-	-	*	*	-	-
Lentiles	-	-	-	*	*	-	-	-	-
Vetch/Grass peas	-	-	-	*	*	*	*	*	*
Soya beans	-	-	-	-	-	-	-	-	-
Fenugreek	-	-	-	-	-	-	-	*	*
Mung bean/"Masho"	-	-	-	*	*	-	-	-	-
Gibto	-	-	-	-	-	-	-	-	-
Oil Seeds	-	-	-	*	*	*	*	5,212	1,188
Nueg	-	-	-	-	-	-	-	*	*
Linseed	-	-	-	*	*	-	-	*	*
Ground nuts	-	-	-	-	-	-	-	-	-
Safflower	-	-	-	-	-	-	-	*	*
Sesame	-	-	-	-	-	-	-	-	-
Rapeseed	-	-	-	-	-	*	*	*	*
Vegetables	*	*	-	*	*	3,681	*	*	157
Lettuce	*	*	-	-	-	-	-	-	-
Head Cabbage	*	*	-	*	*	*	*	*	*
Ethiopian Cabbage	-	-	-	-	-	*	*	*	*
Tomatoes	-	-	-	-	-	-	-	-	-
Green peppers	-	-	-	*	*	*	*	*	*
Red papers	-	-	-	-	-	*	*	*	*
Swiss chard	-	-	-	-	-	-	-	-	-
Root Crops	*	*	-	40,641	5,971	4,436	*	19,083	*
Beet root	*	*	-	-	-	*	*	*	*
Carrot	-	-	-	-	-	-	-	-	-
Onion	-	-	-	1,783	*	*	*	*	*
Potatoes	-	-	-	38,011	5,924	*	*	*	*
Yam	-	-	-	-	-	-	-	-	-
Garlic	-	-	-	*	*	*	*	*	*
Taro/'Godere'	-	-	-	-	-	-	-	-	-
Sweet potatoes	-	-	-	-	-	*	*	*	*
Other Temporary	*	*	-	*	*	*	*	7,342	124
Fruit Crops				*	*	4,252	*	2,492	61
Avocado				-	-	-	-	*	*
Bananas				-	-	3,805	30	1,954	*
Guava				-	-	-	-	-	-
Lemons				-	-	*	*	*	*
Mangos				*	*	-	-	*	*
Oranges				-	-	*	*	-	-
Papayas				-	-	*	*	*	*
Pineapples				-	-	-	-	-	-
Stimulant Crops	*	*	-	*	*	*	*	9,832	104
Chat				-	-	-	-	-	-
Coffee	*	*	-	-	-	*	*	*	*
Hops/'Gesho'				*	*	*	*	*	*
Enset				*	*	*	*	*	*
Sugar Cane				-	-	5,118	*	*	*
Other Permanent				-	-	*	*	*	*

Table1.4.6 Number of Holders, Inputs Applied Area and Quantity of Inputs used

North Shewa

Crop type	All Crop Area	All Fertilizers		Natural		DAP		
		Hectare	Quintal	Holder	Hectare	Holder	Hectare	Quintal
All	428,950	219,430	272,071	171,833	26,702	18,540	9,830	*
Cereals	343,667	206,401	269,815	108,525	16,300	16,132	9,315	*
Teff	139,842	123,443	156,735	9,205	1,888	10,943	4,974	4,253
Barley	68,283	16,633	15,234	27,844	5,486	*	*	*
Wheat	68,573	56,389	95,935	14,789	2,070	*	*	*
Maize	5,791	3,998	351	64,859	3,621	-	-	-
Sorghum	60,039	5,535	*	16,050	3,155	-	-	-
Finger millet	*	-	-	-	-	-	-	-
Oats/'Aja'	795	*	*	*	*	-	-	-
Rice	*	*	*	*	*	-	-	-
Pulse	73,271	10,467	975	43,864	9,065	*	*	*
Horse/Faba beans	40,313	9,315	*	41,973	8,629	*	*	*
Field peas	3,266	*	-	3,158	*	-	-	-
White Haricot beans	*	-	-	-	-	-	-	-
Red Haricot beans	*	-	-	-	-	-	-	-
Chick peas	10,075	*	*	-	-	-	-	-
Lentiles	5,791	500	*	*	*	*	*	*
Vetch/Grass peas	12,265	-	-	-	-	-	-	-
Soya beans	*	-	-	-	-	-	-	-
Fenugreek	*	*	*	-	-	-	-	-
Mung bean/'Masho'	*	*	*	-	-	-	-	-
Gibto	-	-	-	-	-	-	-	-
Oil Seeds	8,765	458	*	10,844	299	-	-	-
Nueg	2,538	*	*	*	*	-	-	-
Linseed	1,313	-	-	-	-	-	-	-
Ground nuts	-	-	-	-	-	-	-	-
Safflower	*	*	*	*	*	-	-	-
Sesame	*	-	-	-	-	-	-	-
Rapeseed	143	*	*	*	*	-	-	-
Vegetables	318	149	32	30,945	106	*	*	*
Lettuce	-	-	-	-	-	-	-	-
Head Cabbage	*	*	*	2,763	*	-	-	-
Ethiopian Cabbage	170	97	*	25,187	79	*	*	*
Tomatoes	*	*	-	*	*	-	-	-
Green peppers	*	*	*	4,299	*	-	-	-
Red papers	*	*	*	*	*	*	*	*
Swiss chard	*	6	*	4,120	*	-	-	-
Root Crops	2,218	*	*	66,983	599	*	*	*
Beet root	3	1	*	3,205	1	-	-	-
Carrot	*	*	*	*	*	*	*	*
Onion	*	*	*	4,503	6	-	-	-
Potatoes	*	*	*	10,948	*	*	*	*
Yam	-	-	-	-	-	-	-	-
Garlic	352	163	*	58,375	134	*	*	*
Taro/'Godere'	-	-	-	-	-	-	-	-
Sweet potatoes	-	-	-	-	-	-	-	-
Other Temporary	222	67	*	13,463	59	-	-	-
Fruit Crops	20	*	*	*	*	-	-	-
Avocado	-	-	-	-	-	-	-	-
Bananas	*	*	*	*	*	-	-	-
Guava	-	-	-	-	-	-	-	-
Lemons	*	*	*	*	*	-	-	-
Mangos	*	*	*	*	*	-	-	-
Oranges	*	*	*	*	*	-	-	-
Papayas	*	*	*	*	*	-	-	-
Pineapples	-	-	-	-	-	-	-	-
Stimulant Crops	389	209	*	31,265	209	-	-	-
Chat	1	*	*	1,490	*	-	-	-
Coffee	48	*	*	5,753	*	-	-	-
Hops/'Gesho'	340	172	*	30,178	172	-	-	-
Enset	*	*	*	*	*	-	-	-
Sugar Cane	*	*	*	*	*	-	-	-
Other Permanent	18	*	*	5,181	*	-	-	-

(Table 1.4.6 cont'd.)

North Shewa

Crop type	UREA			UREA + DAP			INDIGENOUS SEED		
	Holder	Hectare	Quintal	Holder	Hectare	Quintal	Holder	Hectare	Quintal
All	26,987	14,342	10,509	186,824	168,556	253,156	314,292	426,647	445,847
Cereals	23,729	13,992	10,228	185,103	166,795	251,419	301,954	341,462	329,610
Teff	19,147	9,278	7,107	155,376	107,302	145,375	207,923	139,034	68,384
Barley	1,452	*	*	23,641	9,518	13,817	112,232	68,283	116,555
Wheat	7,869	3,461	2,674	96,234	47,869	90,521	153,157	67,179	126,920
Maize	*	*	*	*	*	*	108,845	5,789	3,695
Sorghum	*	*	*	*	*	*	94,401	60,039	12,221
Finger millet	-	-	-	-	-	-	*	*	*
Oats/'Aja'	*	*	*	*	*	*	8,978	795	1,222
Rice	-	-	-	*	*	*	*	*	*
Pulse	*	*	*	5,328	927	661	191,910	73,238	114,289
Horse/Faba beans	*	*	*	*	*	*	152,240	40,313	71,039
Field peas	-	-	-	-	-	-	24,112	3,266	5,729
White Haricot									
beans	-	-	-	-	-	-	*	*	*
Red Haricot beans	-	-	-	-	-	-	*	*	-
Chick peas	*	*	*	-	-	-	33,616	10,075	12,719
Lentiles	*	*	*	2,424	338	*	34,387	5,758	6,713
Vetch/Grass peas	-	-	-	-	-	-	48,586	12,265	17,295
Soya beans	-	-	-	-	-	-	*	*	-
Fenugreek	*	*	*	*	*	*	3,884	*	*
Mung bean/'Masho'	-	-	-	*	*	*	*	*	-
Gibto	-	-	-	-	-	-	-	-	-
Oil Seeds	*	*	*	*	*	*	45,149	8,702	1,947
Nueg	-	-	-	*	*	*	13,117	2,476	545
Linseed	-	-	-	-	-	-	7,131	1,313	770
Ground nuts	-	-	-	-	-	-	-	-	-
Safflower	-	-	-	*	*	*	*	*	*
Sesame	-	-	-	-	-	-	*	*	*
Rapeseed	*	*	*	*	*	*	16,899	143	64
Vegetables	3,353	16	13	*	*	*	69,852	318	-
Lettuce	-	-	-	-	-	-	-	-	-
Head Cabbage	*	*	*	-	-	-	3,932	*	-
Ethiopian Cabbage	*	*	*	*	*	*	52,289	170	-
Tomatoes	-	-	-	-	-	-	2,193	*	-
Green peppers	1,888	*	*	*	*	*	10,982	*	-
Red papers	*	*	*	-	-	-	5,324	*	-
Swiss chard	*	*	*	-	-	-	5,879	*	-
Root Crops	4,186	*	*	9,212	*	*	128,545	2,218	-
Beet root	*	*	*	-	-	-	4,536	3	-
Carrot	*	*	*	*	*	*	3,152	*	-
Onion	*	*	*	*	*	*	9,135	*	-
Potatoes	*	*	*	*	*	*	22,461	*	-
Yam	-	-	-	-	-	-	-	-	-
Garlic	2,726	*	*	*	*	*	112,224	352	-
Taro/'Godere'	-	-	-	-	-	-	-	-	-
Sweet potatoes	-	-	-	-	-	-	-	-	-
Other Temporary	*	*	*	*	*	*	34,689	222	-
Fruit Crops							8,119	19	
Avocado							-	-	
Bananas							1,920	*	
Guava							-	-	
Lemons							*	*	
Mangos							*	*	
Oranges							*	*	
Papayas							*	*	
Pineapples							-	-	
Stimulant Crops							60,288	388	
Chat							3,718	1	
Coffee							7,541	48	
Hops/'Gesho'							57,722	339	
Enset							3,685	*	
Sugar Cane							*	*	
Other Permanent							12,181	17	

(Table 1.4.6 Cont'd.)

North Shewa

Crop type	IMPROVED SEED			PESTICIDE		IRRIGATION		EXTENSION PACKAGE	
	Holder	Hectare	Quintal	Holder	Hectare	Holder	Hectare	Holder	Hectare
All	7,366	2,303	*	133,690	107,039	15,719	464	58,988	44,990
Cereals	5,817	2,205	*	132,200	105,346	1,581	*	57,145	43,340
Teff	*	*	*	96,500	57,790	*	*	34,663	16,544
Barley	-	-	-	27,677	12,737	-	-	15,511	*
Wheat	2,882	*	*	68,685	32,867	-	-	36,603	20,442
Maize	*	*	*	*	*	*	*	-	-
Sorghum	-	-	-	*	*	-	-	1,557	*
Finger millet	-	-	-	-	-	-	-	-	-
Oats/'Aja'	-	-	-	*	*	-	-	-	-
Rice	-	-	-	*	*	-	-	*	*
Pulse	*	*	*	5,385	1,307	*	*	6,326	*
Horse/Faba beans	-	-	-	3,082	801	*	*	3,835	*
Field peas	-	-	-	1,508	*	-	-	-	-
White Haricot beans	-	-	-	-	-	-	-	-	-
Red Haricot beans	-	-	-	-	-	-	-	-	-
Chick peas	-	-	-	*	*	*	*	*	*
Lentiles	*	*	*	*	*	-	-	*	*
Vetch/Grass peas	-	-	-	-	-	-	-	*	*
Soya beans	-	-	-	-	-	-	-	-	-
Fenugreek	-	-	-	-	-	-	-	-	-
Mung bean/"Masho"	-	-	-	-	-	-	-	-	-
Gibto	-	-	-	-	-	-	-	-	-
Oil Seeds	*	*	*	*	*	-	-	-	-
Nueg	*	*	*	-	-	-	-	-	-
Linseed	-	-	-	-	-	-	-	-	-
Ground nuts	-	-	-	-	-	-	-	-	-
Safflower	-	-	-	-	-	-	-	-	-
Sesame	-	-	-	-	-	-	-	-	-
Rapeseed	-	-	-	*	*	-	-	-	-
Vegetables	-	-	-	*	*	4,659	*	*	*
Lettuce	-	-	-	-	-	-	-	-	-
Head Cabbage	-	-	-	*	*	*	*	*	*
Ethiopian Cabbage	-	-	-	-	-	*	*	*	*
Tomatoes	-	-	-	-	-	-	-	-	-
Green peppers	-	-	-	-	-	3,003	*	*	*
Red papers	-	-	-	-	-	*	*	-	-
Swiss chard	-	-	-	-	-	*	*	-	-
Root Crops	-	-	-	*	*	4,852	*	2,296	*
Beet root	-	-	-	-	-	*	*	-	-
Carrot	-	-	-	-	-	-	-	*	*
Onion	-	-	-	-	-	*	*	*	*
Potatoes	-	-	-	*	*	-	-	*	*
Yam	-	-	-	-	-	-	-	-	-
Garlic	-	-	-	-	-	*	*	*	*
Taro/'Godere'	-	-	-	-	-	-	-	-	-
Sweet potatoes	-	-	-	-	-	-	-	-	-
Other Temporary	-	-	-	*	*	*	*	*	*
Fruit Crops	-	-	-	-	-	*	*	-	-
Avocado	-	-	-	-	-	-	-	-	-
Bananas	-	-	-	-	-	*	*	-	-
Guava	-	-	-	-	-	-	-	-	-
Lemons	-	-	-	-	-	*	*	-	-
Mangos	-	-	-	-	-	-	-	-	-
Oranges	-	-	-	-	-	*	*	-	-
Papayas	-	-	-	-	-	*	*	-	-
Pineapples	-	-	-	-	-	-	-	-	-
Stimulant Crops	*	*	-	-	-	9,963	*	-	-
Chat	-	-	-	-	-	*	*	-	-
Coffee	-	-	-	-	-	4,923	*	-	-
Hops/'Gesho'	-	-	-	-	-	8,782	*	-	-
Enset	-	-	-	-	-	-	-	-	-
Sugar Cane	-	-	-	-	-	*	*	-	-
Other Permanent	-	-	-	-	-	4,124	*	-	-

Table1.4.7 Number of Holders, Inputs Applied Area and Quantity of Inputs used

East Shewa

Crop type	All Crop Area	All Fertilizers		Natural		DAP		
		Hectare	Quintal	Holder	Hectare	Holder	Hectare	Quintal
All	473,124	357,948	415,022	127,006	31,420	107,177	95,109	69,400
Cereals	383,307	325,601	390,168	98,457	26,264	92,489	79,005	58,911
Teff	217,278	197,997	253,948	6,953	*	48,680	35,370	26,620
Barley	9,503	5,842	6,023	6,274	763	8,870	1,814	1,332
Wheat	69,216	64,270	103,346	3,373	*	32,198	15,584	12,476
Maize	78,818	54,502	26,190	92,085	21,270	37,706	25,535	18,143
Sorghum	8,147	2,752	*	9,654	1,942	*	*	*
Finger millet	*	*	*	*	*	-	-	-
Oats/'Aja'	*	*	*	-	-	-	-	-
Rice	-	-	-	-	-	-	-	-
Pulse	82,894	27,641	16,026	38,602	4,647	32,561	15,864	10,199
Horse/Faba beans	10,193	2,126	640	17,622	1,119	*	*	*
Field peas	4,828	*	*	1,354	*	*	*	*
White Haricot beans	24,353	14,328	8,355	11,416	*	17,473	9,993	6,455
Red Haricot beans	8,012	4,652	2,529	12,959	1,361	8,522	3,160	*
Chick peas	18,637	*	*	*	*	*	*	*
Lentiles	14,179	5,559	3,915	*	*	6,471	1,442	689
Vetch/Grass peas	2,304	*	*	-	-	-	-	-
Soya beans	-	-	-	-	-	-	-	-
Fenugreek	*	*	*	-	-	-	-	-
Mung bean/'Masho'	-	-	-	-	-	-	-	-
Gibto	-	-	-	-	-	-	-	-
Oil Seeds	284	*	*	*	*	*	*	*
Nueg	*	-	-	-	-	-	-	-
Linseed	121	*	*	*	*	*	*	*
Ground nuts	-	-	-	-	-	-	-	-
Safflower	*	*	*	*	*	-	-	-
Sesame	-	-	-	-	-	-	-	-
Rapeseed	*	*	*	*	*	-	-	-
Vegetables	1,888	1,612	*	15,568	87	4,864	*	*
Lettuce	-	-	-	-	-	-	-	-
Head Cabbage	*	*	*	*	*	-	-	-
Ethiopian Cabbage	355	242	*	13,310	59	2,802	18	16
Tomatoes	1,246	1,234	*	3,090	6	*	*	*
Green peppers	*	19	*	4,102	*	*	*	*
Red papers	*	*	*	*	*	*	*	*
Swiss chard	*	*	*	*	*	-	-	-
Root Crops	*	*	*	14,165	53	1,365	*	*
Beet root	*	*	-	*	*	-	-	-
Carrot	*	*	*	*	*	-	-	-
Onion	*	*	*	2,623	*	-	-	-
Potatoes	*	*	*	*	*	*	*	*
Yam	-	-	-	-	-	-	-	-
Garlic	69	46	*	9,938	24	*	*	*
Taro/'Godere'	-	-	-	-	-	-	-	-
Sweet potatoes	*	-	-	-	-	-	-	-
Other Temporary	*	*	*	10,286	45	1,994	*	*
Fruit Crops	56	*	*	4,071	*	*	*	*
Avocado	*	*	*	*	*	*	*	*
Bananas	*	*	*	*	*	*	*	*
Guava	-	-	-	-	-	-	-	-
Lemons	-	-	-	-	-	-	-	-
Mangos	*	*	*	*	*	*	*	*
Oranges	*	*	*	*	*	*	*	*
Papayas	*	*	*	2,727	*	*	*	*
Pineapples	-	-	-	-	-	-	-	-
Stimulant Crops	*	356	*	15,843	187	*	*	*
Chat	*	*	*	-	-	-	-	-
Coffee	*	*	*	*	*	*	*	*
Hops/'Gesho'	406	*	*	14,787	182	*	*	*
Enset	-	-	-	-	-	-	-	-
Sugar Cane	*	*	*	*	*	*	*	*
Other Permanent	*	*	*	*	*	*	*	*

(Table 1.4.7 cont'd.)

East Shewa

Crop type	UREA			UREA + DAP			INDIGENOUS SEED		
	Holder	Hectare	Quintal	Holder	Hectare	Quintal	Holder	Hectare	Quintal
All	34,841	15,583	9,805	177,701	215,835	335,817	310,220	435,860	388,976
Cereals	24,619	12,727	8,180	172,977	207,606	323,078	291,707	346,999	287,443
Teff	6,574	*	*	153,869	156,029	224,715	225,939	211,970	110,528
Barley	3,431	347	234	19,517	2,918	4,457	59,314	9,503	23,200
Wheat	6,773	*	*	92,225	44,614	88,930	137,854	64,467	125,906
Maize	11,903	*	*	11,802	3,700	4,655	173,492	52,793	26,580
Sorghum	-	-	-	*	*	*	24,825	7,921	952
Finger millet	-	-	-	*	*	*	*	*	*
Oats/'Aja'	-	-	-	*	*	*	*	*	*
Rice	-	-	-	-	-	-	-	-	-
Pulse	7,302	1,778	696	22,360	5,353	5,132	185,407	82,014	101,244
Horse/Faba beans	*	*	*	*	*	*	74,337	10,193	17,848
Field peas	-	-	-	-	-	-	28,507	4,828	6,120
White Haricot									
beans	*	*	*	5,263	1,989	1,735	56,080	24,278	27,130
Red Haricot beans	*	*	*	2,689	118	*	57,509	7,915	-
Chick peas	-	-	-	*	*	*	37,640	18,347	35,407
Lentiles	*	1,348	*	12,370	2,768	2,737	51,167	13,763	12,090
Vetch/Grass peas	-	-	-	*	*	*	14,767	2,304	2,444
Soya beans	-	-	-	-	-	-	-	-	-
Fenugreek	-	-	-	*	*	*	4,709	*	*
Mung bean/'Masho'	-	-	-	-	-	-	-	-	-
Gibto	-	-	-	-	-	-	-	-	-
Oilseeds	-	-	-	*	*	*	8,138	284	*
Nueg	-	-	-	-	-	-	*	*	*
Linseed	-	-	-	*	*	*	4,825	121	*
Ground nuts	-	-	-	-	-	-	-	-	-
Safflower	-	-	-	*	*	*	1,601	*	*
Sesame	-	-	-	-	-	-	-	-	-
Rapeseed	-	-	-	*	*	*	*	*	*
Vegetables	3,409	*	*	5,402	*	*	44,193	1,833	-
Lettuce	-	-	-	-	-	-	-	-	-
Head Cabbage	*	*	*	*	*	*	2,627	*	-
Ethiopian Cabbage	1,815	*	*	*	*	*	33,469	354	-
Tomatoes	*	*	*	2,533	*	*	7,974	1,192	-
Green peppers	*	*	*	*	*	*	10,840	*	-
Red papers	*	*	*	-	-	-	*	*	-
Swiss chard	*	*	*	*	*	*	*	*	-
Root Crops	*	*	*	9,177	*	*	37,902	*	-
Beet root	-	-	-	-	-	-	*	*	-
Carrot	*	*	*	-	-	-	4,461	*	-
Onion	*	*	*	5,893	*	*	13,699	*	-
Potatoes	-	-	-	*	*	*	6,917	*	-
Yam	-	-	-	-	-	-	-	-	-
Garlic	*	*	*	*	*	*	22,360	69	-
Taro/'Godere'	-	-	-	-	-	-	-	-	-
Sweet potatoes	-	-	-	-	-	-	*	*	-
Other Temporary	-	-	-	*	*	*	21,189	*	-
Fruit Crops							6,726	55	
Avocado							*	*	
Bananas							*	*	
Guava							-	-	
Lemons							-	-	
Mangos							1,555	*	
Oranges							*	*	
Papayas							2,607	*	
Pineapples							-	-	
Stimulant Crops							33,363	*	
Chat							*	*	
Coffee							3,891	*	</

(Table 1.4.7 Cont'd.)

East Shewa

Crop type	IMPROVED SEED			PESTICIDE		IRRIGATION		EXTENSION PACKAGE	
	Holder	Hectare	Quintal	Holder	Hectare	Holder	Hectare	Holder	Hectare
All	47,474	37,264	18,755	242,508	312,697	21,754	10,132	177,412	204,007
Cereals	44,589	36,308	18,087	233,936	284,840	*	*	169,713	179,232
Teff	5,242	*	2,096	205,227	198,060	*	*	93,243	87,888
Barley	-	-	-	39,050	6,782	*	*	7,552	1,360
Wheat	9,596	4,749	8,773	132,641	63,671	*	*	69,448	35,158
Maize	32,603	26,025	7,176	37,422	15,637	*	*	88,912	53,868
Sorghum	*	*	*	*	*	-	-	*	*
Finger millet	-	-	-	-	-	-	-	*	*
Oats/'Aja'	-	-	-	*	*	-	-	-	-
Rice	-	-	-	-	-	-	-	-	-
Pulse	3,127	879	*	57,578	22,990	-	-	55,331	21,931
Horse/Faba beans	-	-	-	12,036	2,479	-	-	12,471	*
Field peas	-	-	-	8,527	1,970	-	-	*	*
White Haricot beans	*	*	*	2,546	618	-	-	19,998	8,946
Red Haricot beans	*	*	*	*	*	-	-	13,825	3,461
Chick peas	*	*	*	15,215	*	-	-	*	*
Lentiles	*	*	*	36,004	10,329	-	-	10,921	3,019
Vetch/Grass peas	-	-	-	*	*	-	-	*	*
Soya beans	-	-	-	-	-	-	-	-	-
Fenugreek	-	-	-	*	*	-	-	-	-
Mung bean/'Masho'	-	-	-	-	-	-	-	-	-
Gibto	-	-	-	-	-	-	-	-	-
Oil Seeds	-	-	-	*	*	-	-	*	*
Nueg	-	-	-	*	*	-	-	*	*
Linseed	-	-	-	-	-	-	-	*	*
Ground nuts	-	-	-	-	-	-	-	-	-
Safflower	-	-	-	*	*	-	-	-	-
Sesame	-	-	-	-	-	-	-	-	-
Rapeseed	-	-	-	-	-	-	-	*	*
Vegetables	*	*	-	8,637	1,496	*	*	10,294	*
Lettuce	-	-	-	-	-	-	-	-	-
Head Cabbage	-	-	-	*	*	*	*	*	*
Ethiopian Cabbage	*	*	-	4,022	*	*	*	5,782	*
Tomatoes	*	*	-	3,549	1,224	2,231	*	2,230	*
Green peppers	-	-	-	*	*	*	*	*	*
Red papers	-	-	-	*	*	-	-	*	*
Swiss chard	*	*	-	*	*	*	*	*	*
Root Crops	-	-	-	12,360	*	*	*	11,212	*
Beet root	-	-	-	-	-	-	-	*	*
Carrot	-	-	-	*	*	*	*	*	*
Onion	-	-	-	8,104	*	5,437	*	*	*
Potatoes	-	-	-	*	*	*	*	*	*
Yam	-	-	-	-	-	-	-	-	-
Garlic	-	-	-	3,111	*	*	*	*	*
Taro/'Godere'	-	-	-	-	-	-	-	-	-
Sweet potatoes	-	-	-	-	-	-	-	-	-
Other Temporary	-	-	-	*	*	*	*	*	*
Fruit Crops				*	*	2,441	*	*	*
Avocado				-	-	*	*	*	*
Bananas				*	*	1,290	*	*	*
Guava				-	-	-	-	-	-
Lemons				-	-	-	-	-	-
Mangos				-	-	*	*	-	-
Oranges				-	-	-	-	*	*
Papayas				*	*	*	*	*	*
Pineapples				-	-	-	-	-	-
Stimulant Crops	*	*	-	*	*	*	*	*	*
Chat				*	*	*	*	*	*
Coffee	*	*	-	*	*	*	*	*	*
Hops/'Gesho'				*	*	*	*	*	*
Enset				-	-	-	-		
Sugar Cane				*	*	*	*	*	*
Other Permanent				*	*	*	*	*	*

Table1.4.8 Number of Holders, Inputs Applied Area and Quantity of Inputs used

Arsi

Crop type	All Crop Area	All Fertilizers		Natural		DAP		
		Hectare	Quintal	Holder	Hectare	Holder	Hectare	Quintal
All	631,736	488,496	387,745	300,404	47,857	415,929	371,589	299,369
Cereals	522,858	420,168	348,135	172,000	31,395	399,833	325,072	266,807
Teff	122,579	84,186	55,892	13,882	2,018	141,198	62,628	35,677
Barley	91,824	80,357	68,766	24,410	1,918	170,882	73,942	63,334
Wheat	208,308	202,188	206,239	10,120	1,264	274,405	164,972	154,160
Maize	68,529	39,260	14,536	140,695	17,794	100,136	18,906	11,668
Sorghum	30,039	12,792	1,536	27,555	8,280	15,242	3,461	953
Finger millet	*	*	*	-	-	*	*	*
Oats/'Aja'	1,575	1,381	1,163	*	*	12,545	1,160	1,009
Rice	-	-	-	-	-	-	-	-
Pulse	63,238	45,230	26,521	75,532	7,312	158,437	35,601	24,419
Horse/Faba beans	31,003	26,597	16,285	51,887	5,258	121,190	20,099	14,665
Field peas	16,715	12,027	7,238	*	*	44,964	10,552	7,011
White Haricot beans	6,088	*	*	*	*	12,573	*	*
Red Haricot beans	3,021	*	*	11,951	*	5,693	*	*
Chick peas	*	*	*	*	*	*	*	*
Lentiles	1,272	807	*	*	*	8,648	684	*
Vetch/Grass peas	1,436	*	*	-	-	*	*	*
Soya beans	*	*	*	-	-	*	*	*
Fenugreek	1,084	694	278	*	*	6,384	290	168
Mung bean/'Masho'	*	*	-	*	*	-	-	-
Gibto	-	-	-	-	-	-	-	-
Oil Seeds	16,784	5,957	1,999	11,557	628	16,949	4,843	1,678
Nueg	*	*	*	*	*	*	*	*
Linseed	14,176	5,415	1,900	2,843	*	9,791	4,571	1,590
Ground nuts	-	-	-	-	-	-	-	-
Safflower	*	*	-	*	*	-	-	-
Sesame	*	*	-	*	*	-	-	-
Rapeseed	318	163	*	5,610	72	*	*	*
Vegetables	3,746	2,621	*	82,458	900	14,609	778	844
Lettuce	*	*	*	2,354	*	*	*	*
Head Cabbage	951	*	*	16,552	154	3,126	*	*
Ethiopian Cabbage	964	665	*	53,448	437	4,769	*	*
Tomatoes	*	*	*	3,480	*	*	*	*
Green peppers	193	123	*	21,603	97	*	*	*
Red papers	*	*	*	*	*	*	*	*
Swiss chard	*	*	*	*	*	*	*	*
Root Crops	9,429	8,050	7,771	62,055	2,311	37,695	4,331	4,926
Beet root	101	98	*	11,540	76	*	*	*
Carrot	*	*	*	17,146	*	*	*	*
Onion	4,003	3,858	5,342	11,534	*	*	*	*
Potatoes	*	*	*	7,346	312	*	*	*
Yam	-	-	-	-	-	-	-	-
Garlic	568	418	259	19,288	207	6,674	*	*
Taro/'Godere'	*	*	-	*	*	-	-	-
Sweet potatoes	*	*	*	*	*	*	*	*
Other Temporary	2,528	1,258	488	82,113	623	11,012	622	468
Fruit Crops	349	*	*	12,231	*	*	*	*
Avocado	*	*	*	*	*	*	*	*
Bananas	267	*	*	9,439	*	*	*	*
Guava	*	*	*	*	*	*	*	*
Lemons	*	*	*	*	*	*	*	*
Mangos	*	*	*	*	*	*	*	*
Oranges	*	*	*	*	*	*	*	*
Papayas	*	*	*	*	*	*	*	*
Pineapples	-	-	-	-	-	-	-	-
Stimulant Crops	12,258	4,788	*	66,211	4,397	*	*	*
Chat	4,062	1,876	*	23,235	1,674	*	*	*
Coffee	7,564	2,595	*	26,840	2,425	*	*	*
Hops/'Gesho'	633	317	*	31,554	298	*	*	*
Enset	130	90	*	19,287	86	*	*	*
Sugar Cane	*	*	*	*	*	*	*	*
Other Permanent	*	*	*	2,478	*	*	*	*

(Table 1.4.8 cont'd.)

Arsi

Crop type	UREA			UREA + DAP			INDIGENOUS SEED		
	Holder	Hectare	Quintal	Holder	Hectare	Quintal	Holder	Hectare	Quintal
All	24,372	6,488	3,832	103,762	62,562	84,544	560,286	599,362	925,599
Cereals	19,067	5,372	3,318	94,472	58,329	78,011	533,946	491,041	817,882
Teff	9,484	3,151	1,680	48,526	16,389	18,535	234,716	121,621	71,397
Barley	*	*	*	16,233	3,856	4,974	230,720	90,793	225,465
Wheat	*	*	*	53,596	34,811	51,140	315,745	188,900	474,576
Maize	4,032	*	203	12,734	2,267	2,665	274,096	58,450	34,787
Sorghum	*	*	*	*	*	*	90,422	29,700	8,304
Finger millet	-	-	-	-	-	-	*	*	*
Oats/'Aja'	*	*	*	*	*	*	20,484	1,575	3,338
Rice	-	-	-	-	-	-	-	-	-
Pulse	3,591	827	260	11,415	1,489	1,842	317,191	63,238	97,826
Horse/Faba beans	*	*	*	8,588	1,111	1,540	213,033	31,003	60,656
Field peas	*	*	*	*	*	*	85,219	16,715	28,096
White Haricot									
beans	*	*	*	-	-	-	42,470	6,088	5,572
Red Haricot beans	-	-	-	-	-	-	47,442	3,021	-
Chick peas	-	-	-	-	-	-	*	*	*
Lentiles	-	-	-	*	*	*	26,245	1,272	784
Vetch/Grass peas	*	*	*	-	-	-	11,699	1,436	948
Soya beans	-	-	-	-	-	-	*	*	*
Fenugreek	*	*	*	*	*	*	19,914	1,084	624
Mung bean/"Masho"	-	-	-	-	-	-	*	*	-
Gibto	-	-	-	-	-	-	-	-	-
Oil Seeds	*	*	*	*	*	*	67,087	16,326	9,891
Nueg	-	-	-	*	*	*	18,949	*	*
Linseed	*	*	*	*	*	*	34,712	13,718	9,172
Ground nuts	-	-	-	-	-	-	-	-	-
Safflower	-	-	-	-	-	-	*	*	*
Sesame	-	-	-	-	-	-	*	*	*
Rapeseed	-	-	-	-	-	-	15,532	318	201
Vegetables	*	*	*	*	*	*	132,242	3,745	-
Lettuce	-	-	-	-	-	-	2,862	*	-
Head Cabbage	-	-	-	-	-	-	20,006	950	-
Ethiopian Cabbage	-	-	-	*	*	*	80,070	964	-
Tomatoes	*	*	*	*	*	*	7,106	*	-
Green peppers	-	-	-	-	-	-	30,993	193	-
Red papers	*	*	*	*	*	*	*	*	-
Swiss chard	-	-	-	-	-	-	*	*	-
Root Crops	1,889	*	*	10,885	1,353	2,799	130,373	9,331	-
Beet root	-	-	-	*	*	*	15,227	101	-
Carrot	-	-	-	*	*	*	29,659	*	-
Onion	*	*	*	8,407	1,143	*	40,271	4,002	-
Potatoes	-	-	-	*	*	*	22,432	*	-
Yam	-	-	-	-	-	-	-	-	-
Garlic	*	*	*	*	*	*	39,166	568	-
Taro/'Godere'	-	-	-	-	-	-	*	*	-
Sweet potatoes	-	-	-	-	-	-	*	*	-
Other Temporary	*	*	*	*	*	*	114,036	2,528	-
Fruit Crops							25,111	349	
Avocado							*	*	
Bananas							19,637	267	
Guava							*	*	
Lemons							*	*	
Mangos							*	*	
Oranges							*	*	
Papayas							*	*	
Pineapples							-	-	
Stimulant Crops							115,550	12,258	
Chat							50,898	4,062	
Coffee							53,806	7,564	
Hops/'Gesho'							47,297	633	
Enset							28,315	130	
Sugar Cane							4,692	*	
Other Permanent							7,974	*	

(Table 1.4.8 Cont'd.)

Arsi

Crop type	IMPROVED SEED			PESTICIDE		IRRIGATION		EXTENSION PACKAGE	
	Holder	Hectare	Quintal	Holder	Hectare	Holder	Hectare	Holder	Hectare
All	75,263	32,374	46,784	391,143	353,076	19,692	*	231,426	156,670
Cereals	73,953	31,817	46,293	375,108	322,668	*	*	213,205	136,896
Teff	*	*	*	169,055	77,705	-	-	47,479	17,055
Barley	*	*	*	143,814	58,883	-	-	61,117	22,488
Wheat	38,291	19,409	39,827	271,556	173,976	*	*	127,336	75,188
Maize	36,554	10,079	3,228	38,567	7,117	*	*	88,182	16,399
Sorghum	*	*	*	12,196	3,981	-	-	16,374	*
Finger millet	-	-	-	-	-	-	-	-	-
Oats/'Aja'	-	-	-	13,372	1,005	-	-	*	*
Rice	-	-	-	-	-	-	-	-	-
Pulse	-	-	-	86,075	19,634	*	*	71,392	12,840
Horse/Faba beans	-	-	-	52,760	9,521	*	*	50,741	7,647
Field peas	-	-	-	27,033	7,088	-	-	16,741	3,289
White Haricot beans	-	-	-	*	*	-	-	9,820	*
Red Haricot beans	-	-	-	*	*	-	-	*	*
Chick peas	-	-	-	*	*	-	-	*	*
Lentiles	-	-	-	*	*	-	-	*	*
Vetch/Grass peas	-	-	-	-	-	-	-	-	-
Soya beans	-	-	-	-	-	-	-	-	-
Fenugreek	-	-	-	*	*	-	-	2,857	*
Mung bean/'Masho'	-	-	-	-	-	-	-	-	-
Gibto	-	-	-	-	-	-	-	-	-
Oil Seeds	*	*	*	5,892	*	-	-	10,727	*
Nueg	-	-	-	-	-	-	-	-	-
Linseed	*	*	*	*	*	-	-	*	*
Ground nuts	-	-	-	-	-	-	-	-	-
Safflower	-	-	-	-	-	-	-	*	*
Sesame	-	-	-	-	-	-	-	*	*
Rapeseed	-	-	-	*	*	-	-	*	*
Vegetables	*	*	-	8,069	652	*	*	17,466	*
Lettuce	-	-	-	*	*	-	-	-	-
Head Cabbage	*	*	-	*	*	*	*	*	*
Ethiopian Cabbage	*	*	-	2,449	*	*	*	*	*
Tomatoes	-	-	-	*	*	-	-	-	-
Green peppers	-	-	-	*	*	*	*	*	34
Red papers	-	-	-	*	*	-	-	*	*
Swiss chard	*	*	-	-	-	-	-	-	-
Root Crops	*	*	-	29,233	4,135	*	*	34,030	2,590
Beet root	-	-	-	*	*	*	*	*	*
Carrot	*	*	-	*	*	-	-	*	*
Onion	*	*	-	23,067	3,591	*	*	*	*
Potatoes	*	*	-	*	*	*	*	*	*
Yam	-	-	-	-	-	-	-	-	-
Garlic	-	-	-	3,973	*	*	*	*	*
Taro/'Godere'	-	-	-	-	-	-	-	*	*
Sweet potatoes	-	-	-	-	-	*	*	*	*
Other Temporary	-	-	-	4,811	256	*	*	13,185	*
Fruit Crops				*	*	*	*	*	*
Avocado				*	*	-	-	-	-
Bananas				-	-	*	*	*	*
Guava				-	-	-	-	-	-
Lemons				-	-	-	-	-	-
Mangos				-	-	*	*	-	-
Oranges				-	-	-	-	-	-
Papayas				-	-	-	-	*	*
Pineapples				-	-	-	-	-	-
Stimulant Crops	-	-	-	*	*	*	*	13,309	561
Chat				*	*	*	*	*	*
Coffee	-	-	-	3,740	*	1,881	*	*	*
Hops/'Gesho'				2,026	*	*	*	8,781	*
Enset				-	-	*	*	-	-
Sugar Cane				-	-	*	*	-	-
Other Permanent				-	-	-	-	*	*

Table1.4.9 Number of Holders, Inputs Applied Area and Quantity of Inputs used

West Harerge

Crop type	All Crop Area	All Fertilizers		Natural		DAP		
		Hectare	Quintal	Holder	Hectare	Holder	Hectare	Quintal
All	301,925	168,001	101,093	230,408	76,343	106,006	58,286	46,484
Cereals	195,909	112,868	59,356	191,419	51,805	98,721	39,359	27,934
Teff	8,307	5,348	4,736	12,757	768	19,169	2,682	2,698
Barley	9,062	4,851	2,928	35,718	1,639	24,537	2,408	2,030
Wheat	3,979	2,868	*	12,619	849	7,524	959	*
Maize	52,200	33,675	29,826	136,879	9,167	75,288	17,794	14,847
Sorghum	120,943	65,342	18,082	123,999	39,133	48,626	15,330	7,290
Finger millet	1,005	497	*	3,544	*	*	*	*
Oats/'Aja'	371	*	*	2,443	*	*	*	*
Rice	*	*	*	-	-	*	*	*
Pulse	34,212	16,193	13,912	91,661	7,400	48,920	4,907	5,505
Horse/Faba beans	1,041	342	*	6,349	211	*	*	*
Field peas	405	*	-	1,876	*	-	-	-
White Haricot beans	20,602	10,823	8,066	64,757	5,364	38,411	3,338	3,718
Red Haricot beans	2,329	1,219	*	16,052	525	5,364	260	*
Chick peas	7,637	2,732	3,817	9,402	*	10,937	*	*
Lentiles	1,421	*	*	5,153	*	*	*	*
Vetch/Grass peas	*	*	*	*	*	-	-	-
Soya beans	*	*	-	*	*	-	-	-
Fenugreek	432	209	47	9,103	171	1,598	*	*
Mung bean/'Masho'	-	-	-	-	-	-	-	-
Gibto	-	-	-	-	-	-	-	-
Oil Seeds	8,138	3,640	1,862	32,716	1,781	20,498	1,548	1,457
Nueg	*	*	-	*	*	-	-	-
Linseed	1,415	670	*	10,510	241	7,639	345	313
Ground nuts	2,370	1,381	811	6,462	486	10,700	680	625
Safflower	*	-	-	-	-	-	-	-
Sesame	4,317	1,569	*	16,736	1,035	*	*	*
Rapeseed	*	*	*	-	-	*	*	*
Vegetables	4,419	3,294	*	32,354	292	16,637	*	*
Lettuce	*	*	*	*	*	-	-	-
Head Cabbage	*	*	-	*	*	-	-	-
Ethiopian Cabbage	30	*	*	*	*	*	*	*
Tomatoes	495	*	*	7,260	78	*	*	*
Green peppers	147	50	*	7,675	34	*	*	*
Red papers	3,676	*	*	16,158	132	*	*	*
Swiss chard	*	-	-	-	-	-	-	-
Root Crops	6,996	3,237	1,208	62,787	2,103	8,501	242	215
Beet root	*	*	*	*	*	*	*	*
Carrot	-	-	-	-	-	-	-	-
Onion	1,764	914	316	21,726	558	1,925	*	*
Potatoes	*	*	*	*	*	*	*	*
Yam	-	-	-	-	-	-	-	-
Garlic	*	*	-	*	*	-	-	-
Taro/'Godere'	-	-	-	-	-	-	-	-
Sweet potatoes	4,558	1,960	557	44,120	1,378	6,435	184	153
Other Temporary	1,090	811	*	54,048	405	*	*	*
Fruit Crops	1,390	420	*	25,415	384	*	*	*
Avocado	*	*	*	*	*	*	*	*
Bananas	1,095	350	*	19,092	314	*	*	*
Guava	*	*	*	*	*	*	*	*
Lemons	*	-	-	-	-	-	-	-
Mangos	36	*	*	*	*	*	*	*
Oranges	*	*	*	*	*	*	*	*
Papayas	*	*	*	*	*	*	*	*
Pineapples	-	-	-	-	-	-	-	-
Stimulant Crops	49,083	27,229	*	126,920	11,865	*	*	*
Chat	33,862	18,081	*	91,969	8,391	*	*	*
Coffee	15,154	9,123	*	61,166	3,449	*	*	*
Hops/'Gesho'	*	*	*	*	*	*	*	*
Enset	-	-	-	-	-	-	-	-
Sugar Cane	569	*	*	15,862	*	*	*	*
Other Permanent	121	58	*	9,017	58	*	*	*

(Table 1.4.9 cont'd.)

West Harerge

Crop type	UREA			UREA + DAP			INDIGENOUS SEED		
	Holder	Hectare	Quintal	Holder	Hectare	Quintal	Holder	Hectare	Quintal
All	21,341	6,201	3,191	69,615	27,170	51,419	364,199	297,847	86,027
Cereals	16,145	4,260	1,818	65,719	17,445	29,604	357,675	192,586	66,776
Teff	*	*	*	7,913	*	*	59,254	8,226	2,600
Barley	*	*	*	8,492	695	833	114,878	9,062	10,233
Wheat	*	*	*	7,181	*	*	41,940	3,719	6,070
Maize	7,160	555	443	45,223	6,159	14,537	282,144	49,217	16,301
Sorghum	8,536	3,010	1,070	32,908	7,870	9,721	281,907	120,943	30,827
Finger millet	*	*	*	*	*	*	16,399	1,005	*
Oats/'Aja'	-	-	-	*	*	*	7,711	371	376
Rice	-	-	-	-	-	-	*	*	*
Pulse	5,363	404	313	31,398	3,481	8,095	227,722	33,588	17,722
Horse/Faba beans	*	*	*	*	*	*	22,016	1,041	815
Field peas	-	-	-	-	-	-	7,841	405	196
White Haricot									
beans	3,177	*	*	13,756	1,902	4,156	161,523	20,497	13,672
Red Haricot beans	*	*	*	*	*	*	36,672	2,305	-
Chick peas	*	*	*	11,335	888	2,330	50,445	7,143	2,351
Lentiles	-	-	-	*	*	*	23,428	1,421	421
Vetch/Grass peas	-	-	-	*	*	*	*	*	*
Soya beans	-	-	-	-	-	-	*	*	*
Fenugreek	-	-	-	*	*	*	20,023	432	88
Mung bean/'Masho'	-	-	-	-	-	-	-	-	-
Gibto	-	-	-	-	-	-	-	-	-
Oil Seeds	2,570	*	*	3,265	*	*	108,993	8,138	1,528
Nueg	-	-	-	-	-	-	*	*	*
Linseed	*	*	*	*	*	*	45,141	1,415	323
Ground nuts	*	*	*	*	*	*	28,626	2,370	755
Safflower	-	-	-	-	-	-	*	*	*
Sesame	*	*	*	*	*	*	48,307	4,317	444
Rapeseed	-	-	-	-	-	-	*	*	*
Vegetables	2,007	*	44	3,084	*	*	80,927	4,419	-
Lettuce	-	-	-	*	*	*	*	*	-
Head Cabbage	-	-	-	-	-	-	*	*	-
Ethiopian Cabbage	-	-	-	*	*	*	4,866	30	-
Tomatoes	*	*	*	*	*	*	22,690	495	-
Green peppers	-	-	-	-	-	-	18,212	147	-
Red papers	*	*	*	*	*	*	41,800	3,676	-
Swiss chard	-	-	-	-	-	-	*	*	-
Root Crops	4,089	*	*	13,771	551	778	152,464	6,996	-
Beet root	*	*	*	-	-	-	*	*	-
Carrot	-	-	-	-	-	-	-	-	-
Onion	*	*	*	4,056	*	*	49,310	1,764	-
Potatoes	*	*	*	*	*	*	15,134	*	-
Yam	-	-	-	-	-	-	-	-	-
Garlic	-	-	-	-	-	-	6,193	*	-
Taro/'Godere'	-	-	-	-	-	-	-	-	-
Sweet potatoes	1,901	*	*	7,379	345	360	111,104	4,558	-
Other Temporary	*	*	*	*	*	*	79,789	1,090	-
Fruit Crops							57,861	1,390	
Avocado							*	*	
Bananas							37,840	1,095	
Guava							14,532	*	
Lemons							*	*	
Mangos							6,044	36	
Oranges							4,962	*	
Papayas							*	*	
Pineapples							-	-	
Stimulant Crops							287,295	48,951	
Chat							258,719	33,851	
Coffee							134,020	15,034	
Hops/'Gesho'							*	*	
Enset							-	-	
Sugar Cane							23,423	569	
Other Permanent							18,808	121	

(Table 1.4.9 Cont'd.)

West Harerge

Crop type	IMPROVED SEED			PESTICIDE		IRRIGATION		EXTENSION PACKAGE	
	Holder	Hectare	Quintal	Holder	Hectare	Holder	Hectare	Holder	Hectare
All	26,405	4,078	1,564	25,492	4,635	64,563	12,985	137,919	63,670
Cereals	18,136	3,322	1,319	6,172	1,134	34,850	2,940	133,946	42,786
Teff	*	*	*	*	*	*	*	23,091	3,043
Barley	-	-	-	*	*	*	*	25,085	2,519
Wheat	*	*	*	*	*	-	-	12,875	*
Maize	16,589	2,982	951	2,256	*	26,357	1,810	102,254	21,923
Sorghum	-	-	-	*	*	15,962	1,012	50,806	13,042
Finger millet	-	-	-	-	-	-	-	*	*
Oats/'Aja'	-	-	-	-	-	-	-	*	*
Rice	-	-	-	-	-	-	-	*	*
Pulse	8,623	624	245	*	*	*	*	62,530	6,600
Horse/Faba beans	-	-	-	-	-	*	*	*	*
Field peas	-	-	-	-	-	-	-	-	-
White Haricot beans	*	*	*	-	-	*	*	38,781	4,034
Red Haricot beans	*	*	*	*	*	-	-	7,123	*
Chick peas	7,451	*	*	*	*	*	*	21,100	1,873
Lentiles	-	-	-	*	*	*	*	*	*
Vetch/Grass peas	-	-	-	-	-	-	-	*	*
Soya beans	-	-	-	-	-	-	-	-	-
Fenugreek	-	-	-	-	-	-	-	-	-
Mung bean/"Masho"	-	-	-	-	-	-	-	-	-
Gibto	-	-	-	-	-	-	-	-	-
Oil Seeds	-	-	-	-	-	*	*	14,838	1,047
Nueg	-	-	-	-	-	-	-	-	-
Linseed	-	-	-	-	-	*	*	4,997	*
Ground nuts	-	-	-	-	-	*	*	9,885	621
Safflower	-	-	-	-	-	-	-	-	-
Sesame	-	-	-	-	-	*	*	*	*
Rapeseed	-	-	-	-	-	-	-	-	-
Vegetables	-	-	-	*	*	*	*	*	*
Lettuce	-	-	-	-	-	*	*	-	-
Head Cabbage	-	-	-	-	-	*	*	-	-
Ethiopian Cabbage	-	-	-	-	-	*	*	*	*
Tomatoes	-	-	-	*	*	*	*	*	*
Green peppers	-	-	-	*	*	*	*	-	-
Red papers	-	-	-	*	*	-	-	*	*
Swiss chard	-	-	-	-	-	-	-	-	-
Root Crops	-	-	-	*	*	20,174	995	12,276	*
Beet root	-	-	-	-	-	*	*	-	-
Carrot	-	-	-	-	-	-	-	-	-
Onion	-	-	-	*	*	2,925	*	*	*
Potatoes	-	-	-	-	-	*	*	*	*
Yam	-	-	-	-	-	-	-	-	-
Garlic	-	-	-	*	*	-	-	-	-
Taro/'Godere'	-	-	-	-	-	-	-	-	-
Sweet potatoes	-	-	-	*	*	*	*	7,005	152
Other Temporary	-	-	-	*	*	2,754	*	8,701	*
Fruit Crops	-	-	-	*	*	23,711	933	-	-
Avocado	-	-	-	-	-	*	*	-	-
Bananas	-	-	-	-	-	21,866	*	-	-
Guava	-	-	-	-	-	*	*	-	-
Lemons	-	-	-	-	-	-	-	-	-
Mangos	-	-	-	*	*	*	*	-	-
Oranges	-	-	-	-	-	-	-	-	-
Papayas	-	-	-	-	-	*	*	-	-
Pineapples	-	-	-	-	-	-	-	-	-
Stimulant Crops	2,701	*	-	18,374	*	54,972	7,352	70,605	10,428
Chat	-	-	-	18,374	*	46,409	5,263	62,540	6,456
Coffee	*	*	-	-	-	*	*	24,458	3,972
Hops/'Gesho'	-	-	-	-	-	*	*	-	-
Enset	-	-	-	-	-	-	-	-	-
Sugar Cane	-	-	-	-	-	15,356	*	-	-
Other Permanent	-	-	-	-	-	*	*	-	-

Table1.4.10 Number of Holders, Inputs Applied Area and Quantity of Inputs used

East Harerge

Crop type	All Crop Area	All Fertilizers		Natural		DAP		
		Hectare	Quintal	Holder	Hectare	Holder	Hectare	Quintal
All	350,382	254,906	242,433	370,031	77,304	100,881	31,344	21,635
Cereals	214,062	158,001	134,277	285,628	45,143	83,541	20,241	11,947
Teff	6,099	*	*	18,185	*	*	*	*
Barley	7,589	5,041	3,800	53,925	1,995	12,983	406	284
Wheat	24,082	17,460	14,826	46,127	4,400	19,600	1,722	1,032
Maize	55,063	45,419	44,873	212,744	15,283	50,885	5,011	3,286
Sorghum	119,262	84,114	65,421	147,374	21,297	49,467	12,450	6,821
Finger millet	*	*	-	*	*	-	-	-
Oats/'Aja'	1,960	1,566	1,207	*	*	*	*	*
Rice	-	-	-	-	-	-	-	-
Pulse	14,015	9,093	7,884	113,293	4,873	24,654	702	749
Horse/Faba beans	3,892	2,213	686	28,590	1,558	*	*	*
Field peas	322	*	*	*	*	-	-	-
White Haricot beans	2,504	1,449	996	22,852	925	*	*	57
Red Haricot beans	4,438	3,385	4,517	45,747	1,159	18,621	496	596
Chick peas	675	603	563	9,319	341	-	-	-
Lentiles	743	284	*	6,152	*	*	*	*
Vetch/Grass peas	-	-	-	-	-	-	-	-
Soya beans	-	-	-	-	-	-	-	-
Fenugreek	1,440	1,097	829	41,931	701	3,351	*	*
Mung bean/'Masho'	-	-	-	-	-	-	-	-
Gibto	-	-	-	-	-	-	-	-
Oil Seeds	25,740	19,935	21,535	45,539	4,075	21,003	*	*
Nueg	*	*	*	-	-	*	*	*
Linseed	1,803	997	1,080	21,889	427	*	*	*
Ground nuts	22,887	18,140	19,217	24,068	3,614	16,542	*	*
Safflower	-	-	-	-	-	-	-	-
Sesame	*	*	*	*	*	*	*	*
Rapeseed	*	*	-	*	*	-	-	-
Vegetables	201	133	*	11,653	84	*	*	*
Lettuce	*	*	*	*	-	-	-	-
Head Cabbage	*	*	*	*	*	-	-	-
Ethiopian Cabbage	*	-	-	-	-	-	-	-
Tomatoes	*	*	-	2,824	*	-	-	-
Green peppers	46	17	*	4,460	*	*	*	*
Red papers	43	*	*	*	*	-	-	-
Swiss chard	-	-	-	-	-	-	-	-
Root Crops	14,464	9,996	9,685	125,264	4,007	27,527	801	819
Beet root	*	*	*	-	-	-	-	-
Carrot	-	-	-	-	-	-	-	-
Onion	*	*	113	10,688	*	*	*	*
Potatoes	3,300	*	*	14,773	396	7,510	*	*
Yam	-	-	-	-	-	-	-	-
Garlic	*	*	*	16,940	*	*	*	*
Taro/'Godere'	-	-	-	-	-	-	-	-
Sweet potatoes	10,164	6,043	5,231	98,167	3,084	18,468	516	501
Other Temporary	1,352	1,198	277	117,166	1,038	3,517	*	*
Fruit Crops	1,178	418		48,517	282			
Avocado	*	-	-	-	-	-	-	-
Bananas	599	325		33,046	223			
Guava	148	*		6,188	*			
Lemons	*	-		-	-			
Mangos	402	*		10,163	*			
Oranges	*	-		-	-			
Papayas	*	*		*	*			
Pineapples	-	-		-	-			
Stimulant Crops	78,852	55,991		231,703	17,662			
Chat	72,299	51,501		192,178	13,791			
Coffee	6,553	4,490		79,980	3,871			
Hops/'Gesho'	*	*		*	*			
Enset	-	-		-	-			
Sugar Cane	*	*		5,655	*			
Other Permanent	220	110		28,496	110			

(Table 1.4.10 cont'd.)

East Harerge

Crop type	UREA			UREA + DAP			INDIGENOUS SEED		
	Holder	Hectare	Quintal	Holder	Hectare	Quintal	Holder	Hectare	Quintal
All	130,134	36,391	25,468	235,859	109,866	195,330	532,585	338,165	116,800
Cereals	102,807	22,303	14,345	231,087	70,315	107,986	509,632	202,572	94,356
Teff	5,625	352	156	20,258	*	*	59,173	5,984	1,503
Barley	11,742	353	294	35,662	2,287	3,221	138,068	7,589	10,134
Wheat	25,172	2,961	2,129	57,666	8,376	11,665	160,420	22,718	30,216
Maize	61,819	4,333	3,180	173,150	20,792	38,407	385,484	45,088	19,438
Sorghum	59,035	14,140	8,459	131,556	36,227	50,141	397,827	119,226	31,165
Finger millet	-	-	-	-	-	-	*	*	*
Oats/'Aja'	*	*	*	10,060	*	838	33,453	1,960	1,852
Rice	-	-	-	-	-	-	-	-	-
Pulse	24,552	879	776	64,446	2,640	6,359	239,730	14,015	9,240
Horse/Faba beans	*	*	*	10,259	*	568	57,424	3,892	4,675
Field peas	-	-	-	*	*	*	8,226	322	434
White Haricot									
beans	*	*	*	9,523	*	*	47,558	2,504	*
Red Haricot beans	11,164	436	400	34,597	1,295	3,522	121,835	4,438	-
Chick peas	*	*	*	5,914	*	*	18,864	675	*
Lentiles	*	*	*	4,040	*	*	28,817	743	417
Vetch/Grass peas	-	-	-	-	-	-	-	-	-
Soya beans	-	-	-	-	-	-	-	-	-
Fenugreek	7,644	102	94	13,146	255	678	78,859	1,440	865
Mung bean/'Masho'	-	-	-	-	-	-	-	-	-
Gibto	-	-	-	-	-	-	-	-	-
Oil Seeds	19,679	2,943	2,018	43,182	8,479	16,179	168,092	25,740	13,203
Nueg	-	-	-	-	-	-	*	*	*
Linseed	3,820	129	*	14,549	*	*	70,905	1,803	552
Ground nuts	15,859	2,701	1,784	30,624	7,809	14,393	103,029	22,887	12,612
Safflower	-	-	-	-	-	-	-	-	-
Sesame	*	*	*	*	*	*	*	*	*
Rapeseed	-	-	-	-	-	-	*	*	*
Vegetables	*	*	*	*	*	*	18,777	189	-
Lettuce	*	*	*	-	-	-	*	*	-
Head Cabbage	*	*	*	*	*	*	*	*	-
Ethiopian Cabbage	-	-	-	-	-	-	*	*	-
Tomatoes	-	-	-	-	-	-	2,824	*	-
Green peppers	-	-	-	-	-	-	8,330	46	-
Red papers	-	-	-	*	*	*	4,987	43	-
Swiss chard	-	-	-	-	-	-	-	-	-
Root Crops	44,125	1,855	1,461	57,604	3,333	7,404	298,929	13,800	-
Beet root	*	*	*	-	-	-	*	*	-
Carrot	-	-	-	-	-	-	-	-	-
Onion	5,312	*	*	*	*	*	21,955	254	-
Potatoes	*	*	*	20,494	*	*	58,958	3,255	-
Yam	-	-	-	-	-	-	-	-	-
Garlic	*	*	*	4,628	*	*	27,196	*	-
Taro/'Godere'	-	-	-	-	-	-	-	-	-
Sweet potatoes	25,047	813	667	37,879	1,630	4,063	255,335	9,623	-
Other Temporary	2,891	*	*	10,270	72	212	150,449	1,352	-
Fruit Crops							117,795	1,178	
Avocado							*	*	
Bananas							64,321	599	
Guava							37,148	148	
Lemons							*	*	
Mangos							41,941	402	
Oranges							*	*	
Papayas							8,574	*	
Pineapples							-	-	
Stimulant Crops							495,398	78,800	
Chat							483,822	72,299	
Coffee							132,899	6,501	
Hops/'Gesho'							*	*	
Enset							-	-	
Sugar Cane							14,258	*	
Other Permanent							58,852	220	

(Table 1.4.10 Cont'd.)

East Harerge

Crop type	IMPROVED SEED			PESTICIDE		IRRIGATION		EXTENSION PACKAGE	
	Holder	Hectare	Quintal	Holder	Hectare	Holder	Hectare	Holder	Hectare
All	87,302	11,643	5,333	20,830	3,056	123,258	24,171	280,793	104,309
Cereals	82,403	11,490	5,333	16,633	2,280	89,405	8,630	271,553	68,303
Teff	*	*	*	*	*	-	-	19,397	*
Barley	-	-	-	*	*	2,127	*	30,701	1,248
Wheat	7,229	*	*	*	*	*	*	44,693	4,426
Maize	76,687	9,974	3,423	*	730	71,022	5,296	211,816	24,950
Sorghum	*	*	*	*	*	32,999	3,120	160,123	36,085
Finger millet	-	-	-	-	-	-	-	-	-
Oats/'Aja'	-	-	-	-	-	*	*	*	*
Rice	-	-	-	-	-	-	-	-	-
Pulse	-	-	-	*	*	15,489	*	79,025	2,719
Horse/Faba beans	-	-	-	-	-	*	*	*	*
Field peas	-	-	-	-	-	-	-	*	*
White Haricot beans	-	-	-	-	-	*	*	10,424	*
Red Haricot beans	-	-	-	*	*	9,931	113	42,996	1,425
Chick peas	-	-	-	-	-	-	-	5,867	195
Lentiles	-	-	-	-	-	-	-	4,104	*
Vetch/Grass peas	-	-	-	-	-	-	-	-	-
Soya beans	-	-	-	-	-	-	-	-	-
Fenugreek	-	-	-	-	-	2,441	*	16,360	299
Mung bean/'Masho'	-	-	-	-	-	-	-	-	-
Gibto	-	-	-	-	-	-	-	-	-
Oil Seeds	-	-	-	*	*	5,636	*	53,032	*
Nueg	-	-	-	-	-	-	-	*	*
Linseed	-	-	-	*	*	*	*	16,517	437
Ground nuts	-	-	-	-	-	*	*	35,419	*
Safflower	-	-	-	-	-	-	-	-	-
Sesame	-	-	-	-	-	*	*	*	*
Rapeseed	-	-	-	-	-	-	-	-	-
Vegetables	*	*	-	-	-	2,726	*	2,210	*
Lettuce	-	-	-	-	-	-	-	-	-
Head Cabbage	*	*	-	-	-	-	-	*	*
Ethiopian Cabbage	-	-	-	-	-	-	-	-	-
Tomatoes	*	*	-	-	-	*	*	-	-
Green peppers	-	-	-	-	-	*	*	*	*
Red papers	-	-	-	-	-	-	-	*	*
Swiss chard	-	-	-	-	-	-	-	-	-
Root Crops	*	*	-	*	*	49,000	1,885	60,540	2,077
Beet root	-	-	-	-	-	-	-	*	*
Carrot	-	-	-	-	-	-	-	-	-
Onion	*	*	-	-	-	*	*	*	*
Potatoes	-	-	-	*	*	4,875	147	10,722	497
Yam	-	-	-	-	-	-	-	-	-
Garlic	-	-	-	-	-	*	*	*	*
Taro/'Godere'	-	-	-	-	-	-	-	-	-
Sweet potatoes	*	*	-	*	*	41,145	1,619	47,260	1,484
Other Temporary	-	-	-	*	*	*	*	12,508	*
Fruit Crops	-	-	-	*	*	24,283	394	4,999	*
Avocado	-	-	-	-	-	*	*	-	-
Bananas	-	-	-	-	-	22,321	325	3,820	*
Guava	-	-	-	*	*	*	*	-	-
Lemons	-	-	-	-	-	*	*	-	-
Mangos	-	-	-	-	-	*	*	*	*
Oranges	-	-	-	-	-	*	*	-	-
Papayas	-	-	-	-	-	*	*	-	-
Pineapples	-	-	-	-	-	-	-	-	-
Stimulant Crops	*	*	-	4,279	*	115,178	12,355	197,217	20,764
Chat	-	-	-	*	*	100,553	10,239	195,315	20,277
Coffee	*	*	-	*	*	45,755	2,116	15,117	487
Hops/'Gesho'	-	-	-	-	-	-	-	-	-
Enset	-	-	-	-	-	-	-	-	-
Sugar Cane	-	-	-	-	-	*	*	-	-
Other Permanent	-	-	-	-	-	*	*	-	-

Table1.4.11 Number of Holders, Inputs Applied Area and Quantity of Inputs used

Bale

Crop type	All Crop Area	All Fertilizers		Natural		DAP		
		Hectare	Quintal	Holder	Hectare	Holder	Hectare	Quintal
All	420,771	157,917	145,364	45,030	7,137	111,911	109,513	83,076
Cereals	321,126	147,545	140,436	25,671	4,347	106,530	102,196	78,276
Teff	59,877	10,251	4,701	1,927	*	19,578	9,730	4,589
Barley	41,377	17,582	10,242	2,752	590	25,983	14,344	7,675
Wheat	161,444	108,430	119,894	2,317	895	79,266	70,837	62,122
Maize	34,839	5,866	1,871	17,850	2,204	11,409	3,228	1,283
Sorghum	9,159	459	94	*	*	1,941	311	*
Finger millet	-	-	-	-	-	-	-	-
Oats/'Aja'	14,432	4,957	3,634	*	*	14,355	3,747	2,520
Rice	-	-	-	-	-	-	-	-
Pulse	22,240	1,947	290	11,383	1,194	4,069	636	186
Horse/Faba beans	11,121	871	148	3,299	371	1,848	470	99
Field peas	4,679	245	*	*	226	*	*	*
White Haricot beans	2,471	244	*	4,080	218	*	*	*
Red Haricot beans	1,438	*	*	*	*	*	*	*
Chick peas	1,296	*	*	*	*	*	*	*
Lentiles	941	*	*	*	*	*	*	*
Vetch/Grass peas	*	-	-	-	-	-	-	-
Soya beans	-	-	-	-	-	-	-	-
Fenugreek	286	*	*	*	*	*	*	*
Mung bean/'Masho'	-	-	-	-	-	-	-	-
Gibto	-	-	-	-	-	-	-	-
Oil Seeds	33,273	4,232	*	*	*	7,784	3,813	*
Nueg	*	-	-	-	-	-	-	-
Linseed	12,381	*	*	-	-	*	*	*
Ground nuts	-	-	-	-	-	-	-	-
Safflower	-	-	-	-	-	-	-	-
Sesame	20,866	4,123	*	*	*	7,392	3,705	*
Rapeseed	*	-	-	-	-	-	-	-
Vegetables	*	*	*	7,433	*	*	*	*
Lettuce	*	-	-	-	-	-	-	-
Head Cabbage	22	*	*	*	*	*	*	*
Ethiopian Cabbage	153	*	*	*	*	*	*	*
Tomatoes	*	*	-	*	*	-	-	-
Green peppers	29	*	-	1,704	*	-	-	-
Red papers	*	*	*	2,033	*	*	*	*
Swiss chard	*	*	-	*	*	-	-	-
Root Crops	1,671	*	*	5,851	*	1,352	*	*
Beet root	*	*	-	*	*	-	-	-
Carrot	*	*	*	-	-	*	*	*
Onion	539	*	-	3,279	*	-	-	-
Potatoes	*	*	*	2,157	*	*	*	*
Yam	-	-	-	-	-	-	-	-
Garlic	143	*	*	*	*	*	*	*
Taro/'Godere'	-	-	-	-	-	-	-	-
Sweet potatoes	*	*	*	*	*	*	*	*
Other Temporary	*	*	-	7,475	*	-	-	-
Fruit Crops	1,604	*	*	5,846	135	*	*	*
Avocado	*	*	*	*	*	*	*	*
Bananas	632	*	*	3,967	*	*	*	*
Guava	*	*	*	*	*	*	*	*
Lemons	-	-	-	-	-	-	-	-
Mangos	591	*	*	2,778	31	*	*	*
Oranges	*	-	-	-	-	-	-	-
Papayas	171	*	*	*	*	*	*	*
Pineapples	-	-	-	-	-	-	-	-
Stimulant Crops	28,215	*	*	9,886	673	*	*	*
Chat	12,388	*	*	3,603	*	*	*	*
Coffee	15,467	*	*	2,287	*	*	*	*
Hops/'Gesho'	*	*	*	*	*	*	*	*
Enset	*	*	*	*	*	*	*	*
Sugar Cane	*	-	-	-	-	-	-	-
Other Permanent	*	*	*	*	*	*	*	*

(Table 1.4.11 cont'd.)

Bale

Crop type	UREA			UREA + DAP			INDIGENOUS SEED		
	Holder	Hectare	Quintal	Holder	Hectare	Quintal	Holder	Hectare	Quintal
All	5,290	2,054	*	29,955	39,214	60,807	333,910	419,544	546,143
Cereals	4,625	1,974	*	29,955	39,029	60,736	310,500	320,063	513,782
Teff	-	-	-	*	*	*	127,848	59,877	21,162
Barley	*	*	*	5,089	2,282	2,367	94,215	41,377	62,134
Wheat	2,370	*	*	27,914	35,355	56,796	169,810	160,488	386,059
Maize	*	*	*	*	*	*	159,894	34,731	18,731
Sorghum	-	-	-	*	*	*	33,386	9,159	1,435
Finger millet	-	-	-	-	-	-	-	-	-
Oats/'Aja'	*	*	*	2,791	748	884	60,016	14,432	24,260
Rice	-	-	-	-	-	-	-	-	-
Pulse	*	*	*	*	*	*	106,582	22,105	20,620
Horse/Faba beans	-	-	-	*	*	*	43,213	11,038	11,843
Field peas	-	-	-	-	-	-	19,972	4,679	5,521
White Haricot	-	-	-	-	-	-	-	-	-
beans	-	-	-	-	-	-	27,729	2,471	*
Red Haricot beans	-	-	-	-	-	-	17,985	1,386	-
Chick peas	-	-	-	-	-	-	8,810	1,296	673
Lentiles	*	*	*	*	*	*	10,159	941	734
Vetch/Grass peas	-	-	-	-	-	-	*	*	*
Soya beans	-	-	-	-	-	-	-	-	-
Fenugreek	-	-	-	-	-	-	5,968	286	169
Mung bean/'Masho'	-	-	-	-	-	-	-	-	-
Gibto	-	-	-	-	-	-	-	-	-
Oil Seeds	-	-	-	*	*	*	68,485	33,273	11,741
Nueg	-	-	-	-	-	-	*	*	*
Linseed	-	-	-	-	-	-	24,879	12,381	8,750
Ground nuts	-	-	-	-	-	-	-	-	-
Safflower	-	-	-	-	-	-	-	-	-
Sesame	-	-	-	*	*	*	42,960	20,866	2,986
Rapeseed	-	-	-	-	-	-	*	*	*
Vegetables	-	-	-	-	-	-	35,967	*	-
Lettuce	-	-	-	-	-	-	*	*	-
Head Cabbage	-	-	-	-	-	-	1,245	22	-
Ethiopian Cabbage	-	-	-	-	-	-	21,893	153	-
Tomatoes	-	-	-	-	-	-	*	*	-
Green peppers	-	-	-	-	-	-	5,830	29	-
Red papers	-	-	-	-	-	-	11,934	*	-
Swiss chard	-	-	-	-	-	-	*	*	-
Root Crops	-	-	-	-	-	-	34,111	1,671	-
Beet root	-	-	-	-	-	-	4,563	*	-
Carrot	-	-	-	-	-	-	2,149	*	-
Onion	-	-	-	-	-	-	12,785	539	-
Potatoes	-	-	-	-	-	-	8,755	*	-
Yam	-	-	-	-	-	-	-	-	-
Garlic	-	-	-	-	-	-	4,325	143	-
Taro/'Godere'	-	-	-	-	-	-	-	-	-
Sweet potatoes	-	-	-	-	-	-	7,728	*	-
Other Temporary	-	-	-	-	-	-	44,403	*	-
Fruit Crops	-	-	-	-	-	-	36,320	1,603	-
Avocado	-	-	-	-	-	-	2,123	*	-
Bananas	-	-	-	-	-	-	20,470	632	-
Guava	-	-	-	-	-	-	1,971	*	-
Lemons	-	-	-	-	-	-	-	-	-
Mangos	-	-	-	-	-	-	17,816	591	-
Oranges	-	-	-	-	-	-	*	*	-
Papayas	-	-	-	-	-	-	8,442	170	-
Pineapples	-	-	-	-	-	-	-	-	-
Stimulant Crops	-	-	-	-	-	-	102,975	28,201	-
Chat	-	-	-	-	-	-	64,725	12,374	-
Coffee	-	-	-	-	-	-	46,976	15,467	-
Hops/'Gesho'	-	-	-	-	-	-	16,679	*	-
Enset	-	-	-	-	-	-	*	*	-
Sugar Cane	-	-	-	-	-	-	5,436	*	-
Other Permanent	-	-	-	-	-	-	4,599	*	-

(Table 1.4.11 Cont'd.)

Bale

Crop type	IMPROVED SEED			PESTICIDE		IRRIGATION		EXTENSION PACKAGE	
	Holder	Hectare	Quintal	Holder	Hectare	Holder	Hectare	Holder	Hectare
All	5,290	2,054	*	29,955	39,214	60,807	333,910	419,544	546,143
Cereals	4,625	1,974	*	29,955	39,029	60,736	310,500	320,063	513,782
Teff	-	-	-	*	*	*	127,848	59,877	21,162
Barley	*	*	*	5,089	2,282	2,367	94,215	41,377	62,134
Wheat	2,370	*	*	27,914	35,355	56,796	169,810	160,488	386,059
Maize	*	*	*	*	*	*	159,894	34,731	18,731
Sorghum	-	-	-	*	*	*	33,386	9,159	1,435
Finger millet	-	-	-	-	-	-	-	-	-
Oats/'Aja'	*	*	*	2,791	748	884	60,016	14,432	24,260
Rice	-	-	-	-	-	-	-	-	-
Pulse	*	*	*	*	*	*	106,582	22,105	20,620
Horse/Faba beans	-	-	-	*	*	*	43,213	11,038	11,843
Field peas	-	-	-	-	-	-	19,972	4,679	5,521
White Haricot beans	-	-	-	-	-	-	27,729	2,471	*
Red Haricot beans	-	-	-	-	-	-	17,985	1,386	-
Chick peas	-	-	-	-	-	-	8,810	1,296	673
Lentiles	*	*	*	*	*	*	10,159	941	734
Vetch/Grass peas	-	-	-	-	-	-	*	*	*
Soya beans	-	-	-	-	-	-	-	-	-
Fenugreek	-	-	-	-	-	-	5,968	286	169
Mung bean/'Masho'	-	-	-	-	-	-	-	-	-
Gibto	-	-	-	-	-	-	-	-	-
Oil Seeds	-	-	-	*	*	*	68,485	33,273	11,741
Nueg	-	-	-	-	-	-	*	*	*
Linseed	-	-	-	-	-	-	24,879	12,381	8,750
Ground nuts	-	-	-	-	-	-	-	-	-
Safflower	-	-	-	-	-	-	-	-	-
Sesame	-	-	-	*	*	*	42,960	20,866	2,986
Rapeseed	-	-	-	-	-	-	*	*	*
Vegetables	-	-	-	-	-	-	35,967	*	-
Lettuce	-	-	-	-	-	-	*	*	-
Head Cabbage	-	-	-	-	-	-	1,245	22	-
Ethiopian Cabbage	-	-	-	-	-	-	21,893	153	-
Tomatoes	-	-	-	-	-	-	*	*	-
Green peppers	-	-	-	-	-	-	5,830	29	-
Red papers	-	-	-	-	-	-	11,934	*	-
Swiss chard	-	-	-	-	-	-	*	*	-
Root Crops	-	-	-	-	-	-	34,111	1,671	-
Beet root	-	-	-	-	-	-	4,563	*	-
Carrot	-	-	-	-	-	-	2,149	*	-
Onion	-	-	-	-	-	-	12,785	539	-
Potatoes	-	-	-	-	-	-	8,755	*	-
Yam	-	-	-	-	-	-	-	-	-
Garlic	-	-	-	-	-	-	4,325	143	-
Taro/'Godere'	-	-	-	-	-	-	-	-	-
Sweet potatoes	-	-	-	-	-	-	7,728	*	-
Other Temporary	-	-	-	-	-	-	44,403	*	-
Fruit Crops	-	-	-	-	-	-	36,320	1,603	-
Avocado	-	-	-	-	-	-	2,123	*	-
Bananas	-	-	-	-	-	-	20,470	632	-
Guava	-	-	-	-	-	-	1,971	*	-
Lemons	-	-	-	-	-	-	-	-	-
Mangos	-	-	-	-	-	-	17,816	591	-
Oranges	-	-	-	-	-	-	*	*	-
Papayas	-	-	-	-	-	-	8,442	170	-
Pineapples	-	-	-	-	-	-	-	-	-
Stimulant Crops	-	-	-	-	-	-	102,975	28,201	-
Chat	-	-	-	-	-	-	64,725	12,374	-
Coffee	-	-	-	-	-	-	46,976	15,467	-
Hops/'Gesho'	-	-	-	-	-	-	16,679	*	-
Enset	-	-	-	-	-	-	*	*	-
Sugar Cane	-	-	-	-	-	-	5,436	*	-
Other Permanent	-	-	-	-	-	-	4,599	*	-

Table1.4.12 Number of Holders, Inputs Applied Area and Quantity of Inputs used

Borena

Crop type	All Crop Area	All Fertilizers		Natural		DAP		
		Hectare	Quintal	Holder	Hectare	Holder	Hectare	Quintal
All	50,462	14,891	*	63,500	13,218	*	*	*
Cereals	23,932	6,567	*	26,497	5,033	*	*	*
Teff	5,269	*	*	2,570	*	*	*	*
Barley	*	*	-	*	*	-	-	-
Wheat	1,771	*	-	*	*	-	-	-
Maize	13,079	3,779	*	21,409	2,787	*	*	*
Sorghum	3,272	*	*	*	*	*	*	*
Finger millet	-	-	-	-	-	-	-	-
Oats/'Aja'	-	-	-	-	-	-	-	-
Rice	-	-	-	-	-	-	-	-
Pulse	7,305	1,880	*	19,606	1,743	*	*	*
Horse/Faba beans	*	*	-	*	*	-	-	-
Field peas	*	-	-	-	-	-	-	-
White Haricot beans	*	*	-	*	*	-	-	-
Red Haricot beans	5,830	1,634	*	17,206	1,496	*	*	*
Chick peas	*	*	-	*	*	-	-	-
Lentiles	*	-	-	-	-	-	-	-
Vetch/Grass peas	-	-	-	-	-	-	-	-
Soya beans	*	*	-	*	*	-	-	-
Fenugreek	-	-	-	-	-	-	-	-
Mung bean/'Masho'	*	-	-	-	-	-	-	-
Gibto	-	-	-	-	-	-	-	-
Oil Seeds	*	-	-	-	-	-	-	-
Nueg	*	-	-	-	-	-	-	-
Linseed	-	-	-	-	-	-	-	-
Ground nuts	-	-	-	-	-	-	-	-
Safflower	-	-	-	-	-	-	-	-
Sesame	-	-	-	-	-	-	-	-
Rapeseed	*	-	-	-	-	-	-	-
Vegetables	465	327	-	23,576	327	-	-	-
Lettuce	-	-	-	-	-	-	-	-
Head Cabbage	-	-	-	-	-	-	-	-
Ethiopian Cabbage	421	294	-	22,338	294	-	-	-
Tomatoes	*	*	-	*	*	-	-	-
Green peppers	11	*	-	2,550	*	-	-	-
Red papers	*	*	-	*	*	-	-	-
Swiss chard	-	-	-	-	-	-	-	-
Root Crops	672	*	-	10,521	*	-	-	-
Beet root	-	-	-	-	-	-	-	-
Carrot	-	-	-	-	-	-	-	-
Onion	-	-	-	-	-	-	-	-
Potatoes	*	-	-	-	-	-	-	-
Yam	*	*	-	*	*	-	-	-
Garlic	-	-	-	-	-	-	-	-
Taro/'Godere'	111	74	-	5,327	74	-	-	-
Sweet potatoes	526	*	-	4,753	*	-	-	-
Other Temporary	*	19	-	3,198	19	-	-	-
Fruit Crops	791	327	-	13,548	326	-	-	-
Avocado	109	36	-	2,907	36	-	-	-
Bananas	649	284	-	10,996	283	-	-	-
Guava	-	-	-	-	-	-	-	-
Lemons	-	-	-	-	-	-	-	-
Mangos	*	*	-	*	*	-	-	-
Oranges	*	*	-	*	*	-	-	-
Papayas	*	-	-	-	-	-	-	-
Pineapples	*	*	-	*	*	-	-	-
Stimulant Crops	10,399	3,097	-	31,990	3,097	-	-	-
Chat	1,049	*	-	*	*	-	-	-
Coffee	9,342	2,782	-	30,974	2,782	-	-	-
Hops/'Gesho'	*	*	-	*	*	-	-	-
Enset	6,463	2,309	-	35,419	2,309	-	-	-
Sugar Cane	162	*	-	2,292	*	-	-	-
Other Permanent	*	*	-	*	*	-	-	-

(Table 1.4.12 cont'd.)

Borena

Crop type	UREA			UREA + DAP			INDIGENOUS SEED		
	Holder	Hectare	Quintal	Holder	Hectare	Quintal	Holder	Hectare	Quintal
All	*	*	*	*	*	*	115,083	48,438	10,557
Cereals	*	*	*	*	*	*	67,950	22,637	9,760
Teff	-	-	-	*	*	*	20,346	4,877	2,212
Barley	-	-	-	-	-	-	*	*	*
Wheat	-	-	-	-	-	-	9,108	1,496	1,677
Maize	*	*	*	-	-	-	53,454	12,452	4,236
Sorghum	-	-	-	-	-	-	11,680	3,272	*
Finger millet	-	-	-	-	-	-	-	-	-
Oats/'Aja'	-	-	-	-	-	-	-	-	-
Rice	-	-	-	-	-	-	-	-	-
Pulse	-	-	-	-	-	-	59,761	7,229	789
Horse/Faba beans	-	-	-	-	-	-	*	*	*
Field peas	-	-	-	-	-	-	*	*	*
White Haricot	-	-	-	-	-	-	-	-	-
beans	-	-	-	-	-	-	7,269	*	*
Red Haricot beans	-	-	-	-	-	-	52,592	5,753	-
Chick peas	-	-	-	-	-	-	1,538	*	*
Lentiles	-	-	-	-	-	-	*	*	*
Vetch/Grass peas	-	-	-	-	-	-	-	-	-
Soya beans	-	-	-	-	-	-	*	*	*
Fenugreek	-	-	-	-	-	-	-	-	-
Mung bean/'Masho'	-	-	-	-	-	-	*	*	-
Gibto	-	-	-	-	-	-	-	-	-
Oil Seeds	-	-	-	-	-	-	*	*	*
Nueg	-	-	-	-	-	-	*	*	*
Linseed	-	-	-	-	-	-	-	-	-
Ground nuts	-	-	-	-	-	-	-	-	-
Safflower	-	-	-	-	-	-	-	-	-
Sesame	-	-	-	-	-	-	-	-	-
Rapeseed	-	-	-	-	-	-	*	*	-
Vegetables	-	-	-	-	-	-	37,316	465	-
Lettuce	-	-	-	-	-	-	-	-	-
Head Cabbage	-	-	-	-	-	-	-	-	-
Ethiopian Cabbage	-	-	-	-	-	-	34,988	421	-
Tomatoes	-	-	-	-	-	-	*	*	-
Green peppers	-	-	-	-	-	-	4,070	11	-
Red papers	-	-	-	-	-	-	*	*	-
Swiss chard	-	-	-	-	-	-	-	-	-
Root Crops	-	-	-	-	-	-	21,899	672	-
Beet root	-	-	-	-	-	-	-	-	-
Carrot	-	-	-	-	-	-	-	-	-
Onion	-	-	-	-	-	-	-	-	-
Potatoes	-	-	-	-	-	-	*	*	-
Yam	-	-	-	-	-	-	*	*	-
Garlic	-	-	-	-	-	-	-	-	-
Taro/'Godere'	-	-	-	-	-	-	7,469	111	-
Sweet potatoes	-	-	-	-	-	-	13,734	526	-
Other Temporary	-	-	-	-	-	-	8,860	*	-
Fruit Crops	-	-	-	-	-	-	28,768	791	-
Avocado	-	-	-	-	-	-	10,226	109	-
Bananas	-	-	-	-	-	-	20,247	649	-
Guava	-	-	-	-	-	-	-	-	-
Lemons	-	-	-	-	-	-	-	-	-
Mangos	-	-	-	-	-	-	*	*	-
Oranges	-	-	-	-	-	-	*	*	-
Papayas	-	-	-	-	-	-	*	*	-
Pineapples	-	-	-	-	-	-	*	*	-
Stimulant Crops	-	-	-	-	-	-	68,432	9,752	-
Chat	-	-	-	-	-	-	15,761	1,049	-
Coffee	-	-	-	-	-	-	64,329	8,694	-
Hops/'Gesho'	-	-	-	-	-	-	*	*	-
Enset	-	-	-	-	-	-	67,733	6,458	-
Sugar Cane	-	-	-	-	-	-	7,128	162	-
Other Permanent	-	-	-	-	-	-	3,683	*	-

(Table 1.4.12 Cont'd.)

Borena

Table1.4.13. Number of Holders, Inputs Applied Area and Quantity of Inputs used

South West Shewa

Crop type	All	All Fertilizers		Natural		DAP		
	Crop Area	Hectare	Quintal	Holder	Hectare	Holder	Hectare	Quintal
All	8,975	2,024	586	*	*	*	*	5,465
Cereals	5,603	1,295	569	*	*	*	*	*
Teff	*	*	*	*	*	-	-	-
Barley	-	-	-	*	*	-	-	-
Wheat	*	*	*	*	*	*	*	-
Maize	*	*	*	-	-	-	-	*
Sorghum	-	-	-	-	-	-	-	*
Finger millet	-	-	-	-	-	-	-	-
Oats/'Aja'	-	-	-	-	-	-	-	-
Rice	-	-	-	-	-	-	-	-
Pulse	*	*	*	*	*	-	-	*
Horse/Faba beans	-	-	-	-	-	-	-	*
Field peas	-	-	-	-	-	-	-	-
White Haricot beans	-	-	-	*	*	-	-	-
Red Haricot beans	*	*	*	-	-	-	-	*
Chick peas	-	-	-	-	-	-	-	-
Lentiles	-	-	-	-	-	-	-	-
Vetch/Grass peas	-	-	-	-	-	-	-	-
Soya beans	-	-	-	-	-	-	-	*
Fenugreek	-	-	-	-	-	-	-	-
Mung bean/"Masho"	-	-	-	-	-	-	-	-
Gibto	-	-	-	-	-	-	-	-
Oil Seeds	-	-	-	-	-	-	-	-
Nueg	-	-	-	-	-	-	-	-
Linseed	-	-	-	-	-	-	-	-
Ground nuts	-	-	-	-	-	-	-	-
Safflower	-	-	-	-	-	-	-	-
Sesame	-	-	-	-	-	-	-	-
Rapeseed	-	-	-	-	-	-	-	-
Vegetables	-	-	-	-	-	-	-	*
Lettuce	-	-	-	-	-	-	-	-
Head Cabbage	-	-	-	-	-	-	-	-
Ethiopian Cabbage	-	-	-	-	-	-	-	*
Tomatoes	-	-	-	-	-	-	-	-
Green peppers	-	-	-	-	-	-	-	-
Red papers	-	-	-	-	-	-	-	*
Swiss chard	-	-	-	-	-	-	-	-
Root Crops	-	-	-	-	-	-	-	-
Beet root	-	-	-	-	-	-	-	-
Carrot	-	-	-	-	-	-	-	-
Onion	-	-	-	-	-	-	-	-
Potatoes	-	-	-	-	-	-	-	-
Yam	-	-	-	-	-	-	-	-
Garlic	-	-	-	-	-	-	-	-
Taro/'Godere'	-	-	-	-	-	-	-	-
Sweet potatoes	-	-	-	-	-	-	-	-
Other Temporary	-	-	-	-	-	-	-	-
Fruit Crops	-	-	-	-	-	-	-	-
Avocado	-	-	-	-	-	-	-	-
Bananas	-	-	-	-	-	-	-	-
Guava	-	-	-	-	-	-	-	-
Lemons	-	-	-	-	-	-	-	-
Mangos	-	-	-	-	-	-	-	-
Oranges	-	-	-	-	-	-	-	-
Papayas	-	-	-	-	-	-	-	-
Pineapples	-	-	-	-	-	-	-	-
Stimulant Crops	3,554	*	-	*	*	*	*	*
Chat	-	-	-	-	-	-	-	-
Coffee	3,554	*	-	*	*	*	*	*
Hops/'Gesho'	-	-	-	-	-	-	-	-
Enset	-	-	-	*	*	*	*	-
Sugar Cane	-	-	-	-	-	-	-	-
Other Permanent	-	-	-	-	-	-	-	-

(Table 1.4.13 cont'd.)

South West Shewa

Crop type	UREA			UREA + DAP			INDIGENOUS SEED		
	Holder	Hectare	Quintal	Holder	Hectare	Quintal	Holder	Hectare	Quintal
All	15,916	*	*	259,518	237,118	401,619	352,435	384,268	417,614
Cereals	9,550	*	1,853	251,444	225,481	381,422	329,678	273,647	300,611
Teff	4,712	*	*	190,015	126,986	208,102	217,254	149,165	77,717
Barley	*	*	*	72,603	17,750	31,488	132,022	33,401	78,062
Wheat	*	*	*	158,371	65,605	120,851	190,925	69,955	134,474
Maize	2,654	*	*	51,048	14,903	20,293	179,191	14,699	8,503
Sorghum	*	*	*	*	*	*	25,205	*	1,452
Finger millet	-	-	-	*	*	*	*	*	*
Oats/'Aja'	-	-	-	*	*	*	*	*	*
Rice	-	-	-	-	-	-	*	*	*
Pulse	3,405	*	*	40,333	9,092	14,335	237,890	80,266	113,837
Horse/Faba beans	*	*	*	24,773	3,263	6,861	173,126	16,758	33,909
Field peas	-	-	-	16,339	4,100	5,467	55,992	10,472	19,186
White Haricot	-	-	-	-	-	-	-	-	-
beans	-	-	-	*	*	*	*	*	573
Red Haricot beans	*	*	*	-	-	-	8,295	*	-
Chick peas	-	-	-	*	*	*	89,525	37,406	44,725
Lentiles	*	*	*	5,922	*	*	41,208	5,684	5,122
Vetch/Grass peas	-	-	-	*	*	*	54,504	7,777	10,186
Soya beans	-	-	-	-	-	-	*	*	-
Fenugreek	-	-	-	*	*	*	9,242	*	*
Mung bean/'Masho'	-	-	-	-	-	-	*	*	-
Gibto	-	-	-	-	-	-	*	*	*
Oil Seeds	-	-	-	4,808	222	332	44,189	9,112	3,165
Nueg	-	-	-	*	*	*	10,385	*	268
Linseed	-	-	-	*	*	*	14,711	5,726	2,745
Ground nuts	-	-	-	-	-	-	-	-	-
Safflower	-	-	-	*	*	*	3,015	*	9
Sesame	-	-	-	-	-	-	-	-	-
Rapeseed	-	-	-	*	*	*	18,926	333	*
Vegetables	*	*	*	13,857	*	*	190,997	3,041	-
Lettuce	-	-	-	-	-	-	1,723	*	-
Head Cabbage	*	*	*	-	-	-	11,522	23	-
Ethiopian Cabbage	*	*	*	*	33	*	145,317	816	-
Tomatoes	-	-	-	*	*	*	9,895	*	-
Green peppers	*	*	*	*	*	*	63,348	125	-
Red papers	*	*	*	*	*	*	*	*	-
Swiss chard	*	*	*	*	*	*	*	*	-
Root Crops	1,723	*	*	18,519	484	1,195	130,255	2,392	-
Beet root	*	*	*	*	*	*	19,308	51	-
Carrot	-	-	-	-	-	-	4,200	*	-
Onion	-	-	-	*	*	*	17,595	*	-
Potatoes	*	*	*	15,322	456	1,112	72,681	2,095	-
Yam	-	-	-	-	-	-	*	*	-
Garlic	*	*	*	*	*	*	57,609	116	-
Taro/'Godere'	-	-	-	-	-	-	*	*	-
Sweet potatoes	-	-	-	*	*	*	*	*	-
Other Temporary	*	*	*	1,689	*	*	89,649	985	-
Fruit Crops							46,079	212	
Avocado							19,193	49	
Bananas							22,880	116	
Guava							*	*	
Lemons							*	*	
Mangos							8,619	*	
Oranges							8,733	*	
Papayas							9,900	*	
Pineapples							-	-	
Stimulant Crops							98,915	2,330	
Chat							54,375	1,638	
Coffee							38,339	256	
Hops/'Gesho'							67,583	436	
Enset							182,006	12,185	
Sugar Cane							14,545	58	
Other Permanent							27,911	39	
	15,916	*	*	259,518	237,118	401,619	352,435	384,268	417,614

Table 1.4.13 Cont'd.)

South West Shewa

Crop type	IMPROVED SEED			PESTICIDE		IRRIGATION		EXTENSION PACKAGE	
	Holder	Hectare	Quintal	Holder	Hectare	Holder	Hectare	Holder	Hectare
All	56,388	18,586	10,182	256,075	232,558	20,753	1,639	108,924	73,589
Cereals	51,452	18,297	9,777	248,028	215,187	*	*	101,625	68,078
Teff	3,832	1,156	493	187,355	125,027	*	*	58,237	36,650
Barley	4,771	1,257	2,066	77,815	22,632	*	*	24,155	5,419
Wheat	7,150	2,381	4,318	161,027	64,233	*	*	42,350	12,887
Maize	39,299	13,503	2,901	12,222	*	*	*	46,462	12,711
Sorghum	-	-	-	*	*	-	-	*	*
Finger millet	-	-	-	*	*	-	-	-	-
Oats/'Aja'	-	-	-	-	-	*	*	*	*
Rice	-	-	-	-	-	-	-	-	-
Pulse	*	*	*	38,269	14,851	*	*	23,860	4,677
Horse/Faba beans	*	*	*	6,142	549	-	-	17,111	1,976
Field peas	-	-	-	2,742	339	-	-	*	*
White Haricot beans	-	-	-	-	-	-	-	-	-
Red Haricot beans	-	-	-	-	-	-	-	*	*
Chick peas	*	*	*	26,295	12,566	*	*	*	*
Lentiles	-	-	-	*	*	*	*	*	*
Vetch/Grass peas	-	-	-	*	*	-	-	*	*
Soya beans	-	-	-	-	-	-	-	-	-
Fenugreek	-	-	-	-	-	-	-	-	-
Mung bean/'Masho'	-	-	-	-	-	-	-	-	-
Gibto	-	-	-	-	-	-	-	*	*
Oil Seeds	-	-	-	4,051	*	-	-	5,916	143
Nueg	-	-	-	*	*	-	-	-	-
Linseed	-	-	-	*	*	-	-	-	-
Ground nuts	-	-	-	-	-	-	-	-	-
Safflower	-	-	-	-	-	-	-	*	*
Sesame	-	-	-	-	-	-	-	-	-
Rapeseed	-	-	-	*	*	-	-	4,531	*
Vegetables	*	*	-	2,368	10	6,594	*	2,942	*
Lettuce	-	-	-	-	-	*	*	-	-
Head Cabbage	*	*	-	-	-	*	*	-	-
Ethiopian Cabbage	-	-	-	*	*	*	*	1,806	*
Tomatoes	-	-	-	*	*	*	*	-	-
Green peppers	*	*	-	*	*	3,467	*	*	*
Red papers	-	-	-	-	-	-	-	*	*
Swiss chard	-	-	-	*	*	*	*	*	*
Root Crops	1,582	*	-	13,191	513	*	*	7,469	*
Beet root	-	-	-	-	-	*	*	*	*
Carrot	*	*	-	-	-	-	-	-	-
Onion	*	*	-	-	-	*	*	*	*
Potatoes	-	-	-	13,191	513	*	*	*	*
Yam	-	-	-	-	-	-	-	-	-
Garlic	*	*	-	-	-	-	-	*	*
Taro/'Godere'	-	-	-	-	-	-	-	-	-
Sweet potatoes	-	-	-	-	-	-	-	-	-
Other Temporary	*	*	-	*	*	*	*	*	22
Fruit Crops				*	*	*	*	*	*
Avocado				*	*	*	*	*	*
Bananas				*	*	*	*	*	*
Guava				-	-	*	*	-	-
Lemons				*	*	*	*	-	-
Mangos				*	*	*	*	-	-
Oranges				*	*	*	*	-	-
Papayas				*	*	*	*	-	-
Pineapples				-	-	-	-	-	-
Stimulant Crops	2,103	*	-	*	*	*	*	*	*
Chat				*	*	*	*	-	-
Coffee	*	*	-	-	-	*	*	*	*
Hops/'Gesho'				*	*	*	*	*	*
Enset				*	*	*	*	*	*
Sugar Cane				-	-	*	*	*	*
Other Permanent				*	*	*	*	*	*

Table1.4.14 Number of Holders, Inputs Applied Area and Quantity of Inputs used

Guji

Crop type	All Crop Area	All Fertilizers		Natural		DAP		
		Hectare	Quintal	Holder	Hectare	Holder	Hectare	Quintal
All	174,077	48,956	18,897	88,588	25,094	33,099	21,704	16,766
Cereals	86,507	29,062	16,676	44,217	8,055	32,215	18,937	14,592
Teff	13,193	*	*	*	*	*	*	*
Barley	17,969	10,426	4,455	17,627	*	13,608	5,608	3,488
Wheat	8,132	2,441	2,603	1,552	*	4,197	1,865	*
Maize	47,210	14,437	8,670	34,784	3,683	17,369	10,032	8,186
Sorghum	*	-	-	-	-	-	-	-
Finger millet	-	-	-	-	-	-	-	-
Oats/'Aja'	-	-	-	-	-	-	-	-
Rice	-	-	-	-	-	-	-	-
Pulse	36,376	8,338	*	31,547	5,972	5,003	*	*
Horse/Faba beans	8,149	2,255	*	18,361	1,450	3,482	*	*
Field peas	3,297	*	*	*	*	*	*	*
White Haricot beans	10,154	*	*	*	*	*	*	*
Red Haricot beans	14,612	*	*	7,595	*	1,113	*	*
Chick peas	93	*	-	*	*	-	-	-
Lentiles	-	-	-	-	-	-	-	-
Vetch/Grass peas	-	-	-	-	-	-	-	-
Soya beans	-	-	-	-	-	-	-	-
Fenugreek	*	*	-	*	*	-	-	-
Mung bean/"Masho"	-	-	-	-	-	-	-	-
Gibto	-	-	-	-	-	-	-	-
Oil Seeds	*	*	-	*	*	-	-	-
Nueg	-	-	-	-	-	-	-	-
Linseed	*	*	-	*	*	-	-	-
Ground nuts	-	-	-	-	-	-	-	-
Safflower	-	-	-	-	-	-	-	-
Sesame	-	-	-	-	-	-	-	-
Rapeseed	*	-	-	-	-	-	-	-
Vegetables	3,197	1,589	*	52,543	1,409	1,841	*	*
Lettuce	-	-	-	-	-	-	-	-
Head Cabbage	*	*	*	*	*	*	*	*
Ethiopian Cabbage	2,742	1,355	*	49,845	1,191	*	*	*
Tomatoes	*	*	*	-	-	*	*	*
Green peppers	217	*	-	6,620	*	-	-	-
Red papers	-	-	-	-	-	-	-	-
Swiss chard	*	*	-	*	*	-	-	-
Root Crops	786	356	*	12,817	241	*	*	*
Beet root	*	*	-	*	*	-	-	-
Carrot	*	*	*	*	*	*	*	*
Onion	*	*	-	*	*	-	-	-
Potatoes	414	226	*	5,564	*	*	*	*
Yam	*	*	-	*	*	-	-	-
Garlic	*	*	-	*	*	-	-	-
Taro/'Godere'	*	-	-	-	-	-	-	-
Sweet potatoes	188	*	-	2,702	*	-	-	-
Other Temporary	1,072	*	-	25,012	*	-	-	-
Fruit Crops	987	100	-	5,222	*	-	-	-
Avocado	251	*	-	*	*	-	-	-
Bananas	717	*	-	2,842	*	-	-	-
Guava	*	-	-	-	-	-	-	-
Lemons	-	-	-	-	-	-	-	-
Mangos	-	-	-	-	-	-	-	-
Oranges	-	-	-	-	-	-	-	-
Papayas	*	*	-	-	-	-	-	-
Pineapples	-	-	-	-	-	-	-	-
Stimulant Crops	18,615	2,274	-	13,047	*	-	-	-
Chat	1,100	*	-	*	*	-	-	-
Coffee	17,456	*	-	12,551	*	-	-	-
Hops/'Gesho'	*	*	-	-	-	-	-	-
Enset	25,916	6,510	-	58,789	6,499	-	-	-
Sugar Cane	499	*	-	1,772	*	-	-	-
Other Permanent	*	*	-	*	*	-	-	-

(Table 1.4.14 cont'd.)

Guji

(Table 1.4.14 Cont'd.)

Guji

Crop type	IMPROVED SEED			PESTICIDE		IRRIGATION		EXTENSION PACKAGE	
	Holder	Hectare	Quintal	Holder	Hectare	Holder	Hectare	Holder	Hectare
All	2,814	*	*	*	*	*	212,027	154,920	61,439
Cereals	2,579	*	*	*	*	*	159,594	71,691	46,516
Teff	*	*	*	-	-	-	37,880	13,193	4,382
Barley	*	*	*	-	-	-	55,204	17,969	21,457
Wheat	*	*	*	*	*	*	19,797	7,544	9,058
Maize	*	*	*	-	-	-	121,267	32,981	11,618
Sorghum	-	-	-	-	-	-	*	*	*
Finger millet	-	-	-	-	-	-	-	-	-
Oats/'Aja'	-	-	-	-	-	-	-	-	-
Rice	-	-	-	-	-	-	-	-	-
Pulse	*	*	*	-	-	-	121,449	35,167	14,920
Horse/Faba beans	*	*	*	-	-	-	46,496	8,149	7,267
Field peas	-	-	-	-	-	-	14,646	3,297	2,445
White Haricot beans	-	-	-	-	-	-	30,466	*	*
Red Haricot beans	*	*	*	-	-	-	58,565	14,612	-
Chick peas	-	-	-	-	-	-	2,676	93	27
Lentiles	-	-	-	-	-	-	-	-	-
Vetch/Grass peas	-	-	-	-	-	-	-	-	-
Soya beans	-	-	-	-	-	-	-	-	-
Fenugreek	-	-	-	-	-	-	*	*	*
Mung bean/'Masho'	-	-	-	-	-	-	-	-	-
Gibto	-	-	-	-	-	-	-	-	-
Oil Seeds	-	-	-	-	-	-	*	*	*
Nueg	-	-	-	-	-	-	-	-	-
Linseed	-	-	-	-	-	-	*	*	*
Ground nuts	-	-	-	-	-	-	-	-	-
Safflower	-	-	-	-	-	-	-	-	-
Sesame	-	-	-	-	-	-	-	-	-
Rapeseed	-	-	-	-	-	-	*	*	*
Vegetables	-	-	-	-	-	-	106,436	3,098	-
Lettuce	-	-	-	-	-	-	-	-	-
Head Cabbage	-	-	-	-	-	-	*	*	-
Ethiopian Cabbage	-	-	-	-	-	-	100,554	2,742	-
Tomatoes	-	-	-	-	-	-	*	*	-
Green peppers	-	-	-	-	-	-	16,748	217	-
Red papers	-	-	-	-	-	-	-	-	-
Swiss chard	-	-	-	-	-	-	*	*	-
Root Crops	*	*	*	-	-	-	29,356	748	-
Beet root	-	-	-	-	-	-	*	*	-
Carrot	-	-	-	-	-	-	*	*	-
Onion	-	-	-	-	-	-	*	*	-
Potatoes	*	*	*	-	-	-	13,134	414	-
Yam	-	-	-	-	-	-	*	*	-
Garlic	-	-	-	-	-	-	*	*	-
Taro/'Godere'	-	-	-	-	-	-	*	*	-
Sweet potatoes	-	-	-	-	-	-	9,856	188	-
Other Temporary	-	-	-	-	-	-	46,976	1,072	-
Fruit Crops	-	-	-	-	-	-	37,404	987	-
Avocado	-	-	-	-	-	-	18,947	251	-
Bananas	-	-	-	-	-	-	22,890	717	-
Guava	-	-	-	-	-	-	*	*	-
Lemons	-	-	-	-	-	-	-	-	-
Mangos	-	-	-	-	-	-	-	-	-
Oranges	-	-	-	-	-	-	-	-	-
Papayas	-	-	-	-	-	-	*	*	-
Pineapples	-	-	-	-	-	-	-	-	-
Stimulant Crops	-	-	-	-	-	-	95,599	15,690	-
Chat	-	-	-	-	-	-	13,081	1,082	-
Coffee	-	-	-	-	-	-	92,365	14,549	-
Hops/'Gesho'	-	-	-	-	-	-	1,209	*	-
Enset	-	-	-	-	-	-	162,923	25,848	-
Sugar Cane	-	-	-	-	-	-	14,355	499	-
Other Permanent	-	-	-	-	-	-	8,361	*	-

Table1.4.15 Number of Holders, Inputs Applied Area and Quantity of Inputs used

Kelem

Crop type	All Crop Area	All Fertilizers		Natural		DAP		
		Hectare	Quintal	Holder	Hectare	Holder	Hectare	Quintal
All	227,638	38,863	38,443	87,031	9,416	6,656	1,922	878
Cereals	141,227	34,328	36,624	50,462	7,012	5,584	1,568	*
Teff	18,768	4,340	*	2,707	*	*	*	*
Barley	2,307	244	-	4,843	244	-	-	-
Wheat	9,009	736	*	1,982	133	-	-	-
Maize	57,074	25,633	32,606	44,312	5,263	1,093	*	*
Sorghum	34,752	1,070	*	5,262	695	*	*	*
Finger millet	18,687	1,970	*	*	*	*	*	*
Oats/'Aja'	*	*	-	*	*	-	-	-
Rice	*	*	*	-	-	-	-	-
Pulse	17,324	709	*	19,105	671	*	*	*
Horse/Faba beans	6,032	222	*	5,727	212	*	*	*
Field peas	4,325	108	-	*	108	-	-	-
White Haricot beans	748	*	*	*	*	-	-	-
Red Haricot beans	3,788	124	*	4,677	*	-	-	-
Chick peas	1,372	*	-	*	*	-	-	-
Lentiles	85	*	-	1,356	*	-	-	-
Vetch/Grass peas	*	*	-	*	*	-	-	-
Soya beans	*	*	*	*	*	-	-	-
Fenugreek	499	*	*	5,604	*	-	-	-
Mung bean/'Masho'	-	-	-	-	-	-	-	-
Gibto	*	-	-	-	-	-	-	-
Oil Seeds	7,503	221	*	1,885	*	*	*	*
Nueg	*	-	-	-	-	-	-	-
Linseed	128	*	*	-	-	*	*	*
Ground nuts	*	*	*	*	*	-	-	-
Safflower	32	*	-	*	*	-	-	-
Sesame	*	*	*	*	*	-	-	-
Rapeseed	1,244	*	*	*	*	*	*	*
Vegetables	6,507	2,218	1,094	27,370	442	*	*	*
Lettuce	*	*	-	*	*	-	-	-
Head Cabbage	102	*	-	4,405	*	-	-	-
Ethiopian Cabbage	170	50	*	7,045	41	-	-	-
Tomatoes	*	*	*	*	*	*	*	*
Green peppers	86	22	-	5,688	22	-	-	-
Red papers	6,054	2,054	1,062	15,101	307	*	*	*
Swiss chard	*	*	-	*	*	-	-	-
Root Crops	1,399	257	*	22,384	192	-	-	-
Beet root	13	9	-	4,334	9	-	-	-
Carrot	*	*	-	948	*	-	-	-
Onion	*	56	*	3,710	*	-	-	-
Potatoes	*	-	-	-	-	-	-	-
Yam	-	-	-	-	-	-	-	-
Garlic	*	*	-	3,515	*	-	-	-
Taro/'Godere'	330	80	-	11,833	80	-	-	-
Sweet potatoes	*	*	*	5,023	30	-	-	-
Other Temporary	2,569	290	*	26,376	231	*	*	*
Fruit Crops	1,495	129	*	17,814	127			
Avocado	22	3		1,611	3			
Bananas	1,012	97		13,502	97			
Guava	*	-		-	-			
Lemons	*	-		-	-			
Mangos	336	*		1,851	*			
Oranges	38	*		*	*			
Papayas	69	*		3,242	*			
Pineapples	*	-		-	-			
Stimulant Crops	48,898	584		17,893	517			
Chat	1,742	127		5,459	72			
Coffee	47,018	445		14,587	442			
Hops/'Gesho'	137	*		*	*			
Enset	414	123		17,635	123			
Sugar Cane	287	*		*	*			
Other Permanent	17	3		2,032	3			

(Table 1.4.15 cont'd.)

Kelem

Crop type	UREA			UREA + DAP			INDIGENOUS SEED		
	Holder	Hectare	Quintal	Holder	Hectare	Quintal	Holder	Hectare	Quintal
All	13,304	2,292	1,051	80,987	25,232	36,514	187,717	208,784	64,949
Cereals	6,167	1,244	*	80,442	24,503	35,245	169,864	123,358	55,117
Teff	*	*	*	9,508	*	*	58,620	18,768	7,667
Barley	-	-	-	-	-	-	31,444	2,307	3,120
Wheat	*	*	*	3,281	558	*	42,203	9,001	14,111
Maize	*	*	*	73,013	19,668	32,126	130,230	39,261	13,359
Sorghum	*	*	*	2,031	243	*	130,291	34,752	9,894
Finger millet	2,944	426	105	2,361	426	219	98,066	18,638	6,681
Oats/'Aja'	-	-	-	-	-	-	*	*	*
Rice	*	*	*	*	*	*	*	*	*
Pulse	*	*	*	*	*	*	104,983	17,323	8,743
Horse/Faba beans	*	*	*	*	*	*	54,159	6,032	4,665
Field peas	-	-	-	-	-	-	26,369	4,325	2,490
White Haricot beans	-	-	-	*	*	*	9,825	748	497
Red Haricot beans	-	-	-	*	*	*	43,795	3,788	-
Chick peas	-	-	-	-	-	-	10,301	1,372	684
Lentiles	-	-	-	-	-	-	3,498	85	35
Vetch/Grass peas	-	-	-	-	-	-	*	*	*
Soya beans	*	*	*	-	-	-	5,133	*	89
Fenugreek	*	*	*	-	-	-	18,835	499	155
Mung bean/'Masho'	-	-	-	-	-	-	-	-	-
Gibto	-	-	-	-	-	-	*	*	*
Oil Seeds	*	*	*	*	*	*	40,145	7,503	1,089
Nueg	-	-	-	-	-	-	14,375	*	409
Linseed	-	-	-	*	*	*	6,193	128	33
Ground nuts	*	*	*	-	-	-	5,027	*	85
Safflower	-	-	-	-	-	-	3,862	32	7
Sesame	-	-	-	*	*	*	11,389	*	*
Rapeseed	*	*	*	-	-	-	7,738	1,244	*
Vegetables	8,089	987	444	3,058	*	*	95,206	6,506	-
Lettuce	-	-	-	-	-	-	*	*	-
Head Cabbage	-	-	-	-	-	-	9,233	101	-
Ethiopian Cabbage	-	-	-	*	*	*	24,644	170	-
Tomatoes	-	-	-	-	-	-	*	*	-
Green peppers	-	-	-	-	-	-	14,481	86	-
Red papers	8,089	987	444	*	*	*	68,429	6,054	-
Swiss chard	-	-	-	-	-	-	*	*	-
Root Crops	-	-	-	1,371	*	*	77,167	1,398	-
Beet root	-	-	-	-	-	-	6,427	12	-
Carrot	-	-	-	-	-	-	1,676	*	-
Onion	-	-	-	*	*	*	10,466	*	-
Potatoes	-	-	-	-	-	-	*	*	-
Yam	-	-	-	-	-	-	-	-	-
Garlic	-	-	-	-	-	-	5,376	*	-
Taro/'Godere'	-	-	-	-	-	-	44,540	330	-
Sweet potatoes	-	-	-	*	*	*	31,883	*	-
Other Temporary	-	-	-	1,359	*	*	85,041	2,569	-
Fruit Crops							97,716	1,487	
Avocado							8,575	22	
Bananas							75,675	1,006	
Guava							2,322	*	
Lemons							2,437	*	
Mangos							41,743	333	
Oranges							8,778	38	
Papayas							23,097	69	
Pineapples							*	*	
Stimulant Crops							153,191	47,922	
Chat							35,962	1,742	
Coffee							144,610	46,043	
Hops/'Gesho'							13,873	137	
Enset							61,284	414	
Sugar Cane							10,625	287	
Other Permanent							8,385	17	

(Table 1.4.15 Cont'd.)

Kelem									
Crop type	IMPROVED SEED			PESTICIDE		IRRIGATION		EXTENSION PACKAGE	
	Holder	Hectare	Quintal	Holder	Hectare	Holder	Hectare	Holder	Hectare
All	75,384	18,854	4,314	61,646	23,605	3,974	*	69,170	19,826
Cereals	70,953	17,869	4,313	60,372	23,352	*	*	68,262	19,207
Teff	-	-	-	32,483	10,608	-	-	*	*
Barley	-	-	-	1,860	140	-	-	-	-
Wheat	*	*	*	15,681	*	-	-	*	*
Maize	70,683	17,813	4,297	*	*	*	*	63,938	17,266
Sorghum	-	-	-	5,471	1,323	-	-	*	*
Finger millet	*	*	*	25,135	6,098	-	-	1,685	167
Oats/'Aja'	-	-	-	*	*	-	-	-	-
Rice	-	-	-	-	-	-	-	-	-
Pulse	*	*	*	-	-	*	*	1,058	*
Horse/Faba beans	-	-	-	-	-	-	-	-	-
Field peas	-	-	-	-	-	-	-	-	-
White Haricot beans	-	-	-	-	-	-	-	*	*
Red Haricot beans	-	-	-	-	-	*	*	*	*
Chick peas	-	-	-	-	-	-	-	-	-
Lentiles	-	-	-	-	-	-	-	-	-
Vetch/Grass peas	-	-	-	-	-	-	-	-	-
Soya beans	*	*	*	-	-	-	-	-	-
Fenugreek	-	-	-	-	-	-	-	*	*
Mung bean/'Masho'	-	-	-	-	-	-	-	-	-
Gibto	-	-	-	-	-	-	-	-	-
Oil Seeds	-	-	-	*	*	-	-	-	-
Nueg	-	-	-	-	-	-	-	-	-
Linseed	-	-	-	*	*	-	-	-	-
Ground nuts	-	-	-	*	*	-	-	-	-
Safflower	-	-	-	-	-	-	-	-	-
Sesame	-	-	-	-	-	-	-	-	-
Rapeseed	-	-	-	*	*	-	-	-	-
Vegetables	*	*	-	*	*	*	*	*	*
Lettuce	-	-	-	-	-	-	-	-	-
Head Cabbage	*	*	-	-	-	-	-	-	-
Ethiopian Cabbage	-	-	-	-	-	-	-	-	-
Tomatoes	-	-	-	-	-	*	*	-	-
Green peppers	-	-	-	-	-	-	-	-	-
Red papers	-	-	-	*	*	-	-	*	*
Swiss chard	-	-	-	-	-	-	-	-	-
Root Crops	*	*	-	*	*	*	*	*	*
Beet root	*	*	-	-	-	-	-	-	-
Carrot	-	-	-	-	-	-	-	-	-
Onion	*	*	-	-	-	-	-	-	-
Potatoes	-	-	-	-	-	-	-	-	-
Yam	-	-	-	-	-	-	-	-	-
Garlic	-	-	-	-	-	*	*	-	-
Taro/'Godere'	-	-	-	-	-	-	-	-	-
Sweet potatoes	-	-	-	*	*	*	*	*	*
Other Temporary	-	-	-	-	-	*	*	1,293	*
Fruit Crops				*	*	*	*	*	*
Avocado				-	-	-	-	*	*
Bananas				*	*	*	*	-	-
Guava				-	-	-	-	-	-
Lemons				-	-	-	-	-	-
Mangos				-	-	-	-	-	-
Oranges				-	-	-	-	-	-
Papayas				-	-	-	-	-	-
Pineapples				-	-	-	-	-	-
Stimulant Crops	4,476	*	-	1,032	*	*	*	2,198	*
Chat				*	*	*	*	*	*
Coffee	4,476	*	-	*	*	*	*	1,409	*
Hops/'Gesho'				-	-	-	-	*	*
Enset				-	-	-	-	-	-
Sugar Cane						2,432	*	-	-
Other Permanent				-	-	-	-	-	-

Table1.4.16 Number of Holders, Inputs Applied Area and Quantity of Inputs used

Horoguduru

Crop type	All	All Fertilizers		Natural		DAP		
	Crop Area	Hectare	Quintal	Holder	Hectare	Holder	Hectare	Quintal
All	288,771	181,793	257,290	67,144	11,305	63,924	80,808	69,320
Cereals	195,447	161,360	237,340	36,310	6,900	61,782	70,981	63,837
Teff	87,514	79,996	74,447	*	*	60,119	69,595	62,594
Barley	*	6,093	1,861	8,247	*	3,165	*	*
Wheat	24,927	22,547	39,771	*	*	2,159	*	*
Maize	54,937	52,345	120,924	31,099	3,282	7,712	555	510
Sorghum	*	*	*	*	*	-	-	-
Finger millet	*	*	*	-	-	*	*	*
Oats/'Aja'	*	*	*	*	*	-	-	-
Rice	*	*	*	-	-	-	-	-
Pulse	16,896	11,369	6,835	22,945	2,348	22,465	7,493	4,877
Horse/Faba beans	5,664	3,213	2,355	14,170	1,050	13,504	1,476	1,510
Field peas	9,533	7,373	4,237	7,082	*	16,798	5,279	3,126
White Haricot beans	*	*	-	*	*	-	-	-
Red Haricot beans	-	-	-	-	-	-	-	-
Chick peas	-	-	-	-	-	-	-	-
Lentiles	-	-	-	-	-	-	-	-
Vetch/Grass peas	-	-	-	-	-	-	-	-
Soya beans	-	-	-	-	-	-	-	-
Fenugreek	68	44	*	12,794	*	*	*	*
Mung bean/'Masho'	*	*	*	-	-	*	*	*
Gibto	-	-	-	-	-	-	-	-
Oil Seeds	73,377	7,327	12,200	7,606	*	4,836	2,208	455
Nueg	50,446	3,561	530	*	*	3,955	2,132	406
Linseed	*	*	-	*	*	-	-	-
Ground nuts	*	-	-	-	-	-	-	-
Safflower	*	-	-	-	-	-	-	-
Sesame	*	*	*	-	-	-	-	-
Rapeseed	3,760	3,726	11,627	5,844	126	*	*	*
Vegetables	264	208	*	34,313	194	*	*	*
Lettuce	-	-	-	-	-	-	-	-
Head Cabbage	33	22	*	8,791	16	*	*	*
Ethiopian Cabbage	18	16	-	*	16	-	-	-
Tomatoes	*	-	-	-	-	-	-	-
Green peppers	211	170	*	28,083	163	*	*	*
Red papers	*	-	-	-	-	-	-	-
Swiss chard	-	-	-	-	-	-	-	-
Root Crops	*	*	*	37,581	*	*	*	*
Beet root	28	24	*	13,510	22	*	*	*
Carrot	4	3	-	4,346	3	-	-	-
Onion	25	17	*	8,380	16	*	*	*
Potatoes	*	*	*	*	*	-	-	-
Yam	-	-	-	-	-	-	-	-
Garlic	145	97	*	30,024	91	*	*	*
Taro/'Godere'	-	-	-	-	-	-	-	-
Sweet potatoes	*	*	*	*	*	-	-	-
Other Temporary	801	596	*	34,821	353	3,005	*	*
Fruit Crops	*	19	*	5,849	18	*	*	*
Avocado	*	*	*	*	*	*	*	*
Bananas	*	*	*	2,672	*	*	*	*
Guava	*	-	-	-	-	-	-	-
Lemons	*	*	*	*	*	*	*	*
Mangos	*	*	*	*	*	*	*	*
Oranges	*	*	*	*	*	*	*	*
Papayas	*	-	-	-	-	-	-	-
Pineapples	*	-	-	-	-	-	-	-
Stimulant Crops	855	426	*	29,330	389	*	*	*
Chat	20	10	*	4,481	10	*	*	*
Coffee	*	99	*	8,526	91	*	*	*
Hops/'Gesho'	503	317	*	27,077	287	*	*	*
Enset	*	*	*	*	*	*	*	*
Sugar Cane	*	*	*	*	*	*	*	*
Other Permanent	20	*	*	4,075	*	*	*	*

(Table 1.4.16 cont'd.)

Horoguduru

Crop type	UREA			UREA + DAP			INDIGENOUS SEED		
	Holder	Hectare	Quintal	Holder	Hectare	Quintal	Holder	Hectare	Quintal
All	3,902	348	189	86,104	89,332	187,781	103,183	240,740	147,081
Cereals	2,115	*	*	86,104	83,252	173,382	98,054	147,483	119,520
Teff	-	-	-	18,092	9,211	11,853	80,909	87,439	53,196
Barley	-	-	-	14,783	*	1,715	32,305	*	*
Wheat	*	*	*	44,537	21,662	39,251	47,941	24,086	51,464
Maize	1,671	*	*	73,112	48,301	120,305	48,826	7,916	2,607
Sorghum	-	-	-	*	*	*	*	*	*
Finger millet	-	-	-	-	-	-	*	*	*
Oats/'Aja'	-	-	-	*	*	*	*	*	*
Rice	-	-	-	*	*	*	*	*	*
Pulse	*	*	*	7,068	1,447	1,923	61,263	16,896	17,146
Horse/Faba beans	*	*	*	4,409	*	812	42,120	5,664	6,978
Field peas	-	-	-	*	*	*	37,868	9,533	10,120
White Haricot beans	-	-	-	-	-	-	*	*	*
Red Haricot beans	-	-	-	-	-	-	-	-	-
Chick peas	-	-	-	-	-	-	-	-	-
Lentiles	-	-	-	-	-	-	-	-	-
Vetch/Grass peas	-	-	-	-	-	-	-	-	-
Soya beans	-	-	-	-	-	-	-	-	-
Fenugreek	*	*	*	-	-	-	19,003	68	*
Mung bean/'Masho'	-	-	-	-	-	-	*	*	-
Gibto	-	-	-	-	-	-	-	-	-
Oilseeds	*	*	*	21,508	4,382	11,727	79,588	73,377	10,415
Nueg	-	-	-	1,733	*	*	62,501	50,446	7,700
Linseed	-	-	-	-	-	-	*	*	*
Ground nuts	-	-	-	-	-	-	*	*	*
Safflower	-	-	-	-	-	-	*	*	*
Sesame	-	-	-	*	*	*	*	*	*
Rapeseed	*	*	*	19,805	3,498	11,560	27,426	3,760	138
Vegetables	*	*	*	*	*	*	48,646	263	-
Lettuce	-	-	-	-	-	-	-	-	-
Head Cabbage	-	-	-	-	-	-	11,445	*	-
Ethiopian Cabbage	-	-	-	-	-	-	*	18	-
Tomatoes	-	-	-	-	-	-	*	*	-
Green peppers	*	*	*	*	*	*	40,733	211	-
Red papers	-	-	-	-	-	-	*	*	-
Swiss chard	-	-	-	-	-	-	-	-	-
Root Crops	-	-	-	*	*	*	54,063	*	-
Beet root	-	-	-	*	*	*	14,889	27	-
Carrot	-	-	-	-	-	-	5,287	3	-
Onion	-	-	-	-	-	-	11,907	25	-
Potatoes	-	-	-	*	*	*	*	*	-
Yam	-	-	-	-	-	-	-	-	-
Garlic	-	-	-	*	*	*	45,134	145	-
Taro/'Godere'	-	-	-	-	-	-	-	-	-
Sweet potatoes	-	-	-	*	*	*	3,655	*	-
Other Temporary	*	*	*	3,942	*	*	53,279	801	-
Fruit Crops							20,285	*	
Avocado							*	*	
Bananas							7,753	*	
Guava							*	*	
Lemons							*	*	
Mangos							*	*	
Oranges							*	*	
Papayas							*	*	
Pineapples							*	*	
Stimulant Crops							47,642	796	
Chat							9,595	20	
Coffee							13,490	*	
Hops/'Gesho'							44,272	503	
Enset							*	*	
Sugar Cane							5,560	*	
Other Permanent							9,462	15	

(Table 1.4.16 Cont'd.)

Horogoduru

Crop type	IMPROVED SEED			PESTICIDE		IRRIGATION		EXTENSION PACKAGE	
	Holder	Hectare	Quintal	Holder	Hectare	Holder	Hectare	Holder	Hectare
All	70,824	48,031	12,281	52,947	78,341	8,872	3,048	70,422	53,888
Cereals	70,824	47,964	12,281	52,947	78,250	5,032	2,441	69,978	49,845
Teff	*	*	*	48,839	57,587	*	*	3,016	*
Barley	-	-	-	12,405	*	-	-	-	-
Wheat	3,075	841	789	31,111	16,854	*	*	10,928	3,900
Maize	69,577	47,021	11,440	*	*	*	*	68,309	44,418
Sorghum	*	*	*	-	-	-	-	*	*
Finger millet	-	-	-	*	*	-	-	*	*
Oats/'Aja'	-	-	-	*	*	-	-	-	-
Rice	-	-	-	-	-	-	-	*	*
Pulse	-	-	-	*	*	*	*	*	*
Horse/Faba beans	-	-	-	-	-	-	-	*	*
Field peas	-	-	-	*	*	*	*	*	*
White Haricot beans	-	-	-	-	-	-	-	-	-
Red Haricot beans	-	-	-	-	-	-	-	-	-
Chick peas	-	-	-	-	-	-	-	-	-
Lentiles	-	-	-	-	-	-	-	-	-
Vetch/Grass peas	-	-	-	-	-	-	-	-	-
Soya beans	-	-	-	-	-	-	-	-	-
Fenugreek	-	-	-	-	-	-	-	-	-
Mung bean/'Masho'	-	-	-	-	-	-	-	-	-
Gibto	-	-	-	-	-	-	-	-	-
Oil Seeds	-	-	-	-	-	*	*	16,879	2,709
Nueg	-	-	-	-	-	*	*	-	-
Linseed	-	-	-	-	-	-	-	-	-
Ground nuts	-	-	-	-	-	-	-	-	-
Safflower	-	-	-	-	-	-	-	-	-
Sesame	-	-	-	-	-	*	*	*	*
Rapeseed	-	-	-	-	-	*	*	16,472	2,675
Vegetables	*	*	-	-	-	-	-	-	-
Lettuce	-	-	-	-	-	-	-	-	-
Head Cabbage	*	*	-	-	-	-	-	-	-
Ethiopian Cabbage	-	-	-	-	-	-	-	-	-
Tomatoes	-	-	-	-	-	-	-	-	-
Green peppers	-	-	-	-	-	-	-	-	-
Red papers	-	-	-	-	-	-	-	-	-
Swiss chard	-	-	-	-	-	-	-	-	-
Root Crops	*	*	-	-	-	*	*	*	*
Beet root	*	*	-	-	-	-	-	*	*
Carrot	*	*	-	-	-	-	-	-	-
Onion	-	-	-	-	-	-	-	-	-
Potatoes	-	-	-	-	-	-	-	-	-
Yam	-	-	-	-	-	-	-	-	-
Garlic	-	-	-	-	-	*	*	*	*
Taro/'Godere'	-	-	-	-	-	-	-	-	-
Sweet potatoes	-	-	-	-	-	-	-	-	-
Other Temporary	-	-	-	-	-	*	*	4,382	53
Fruit Crops	-	-	-	-	-	-	-	-	-
Avocado	-	-	-	-	-	-	-	-	-
Bananas	-	-	-	-	-	-	-	-	-
Guava	-	-	-	-	-	-	-	-	-
Lemons	-	-	-	-	-	-	-	-	-
Mangos	-	-	-	-	-	-	-	-	-
Oranges	-	-	-	-	-	-	-	-	-
Papayas	-	-	-	-	-	-	-	-	-
Pineapples	-	-	-	-	-	-	-	-	-
Stimulant Crops	2,153	*	-	-	-	*	*	3,464	*
Chat	-	-	-	-	-	*	*	*	*
Coffee	2,153	*	-	-	-	*	*	*	*
Hops/'Gesho'	-	-	-	-	-	-	-	*	*
Enset	-	-	-	-	-	-	-	-	-
Sugar Cane	-	-	-	-	-	*	*	-	-
Other Permanent	-	-	-	-	-	*	*	*	*

Table1.4.17 Number of Holders, Inputs Applied Area and Quantity of Inputs used

West Arsi

Crop type	All Crop Area	All Fertilizers		Natural		DAP		
		Hectare	Quintal	Holder	Hectare	Holder	Hectare	Quintal
All	386,184	305,583	275,115	282,977	45,298	286,671	174,537	154,240
Cereals	287,019	240,342	222,924	112,616	18,020	249,942	152,349	130,317
Teff	27,015	16,782	9,709	7,246	*	37,275	9,785	4,846
Barley	59,028	51,445	38,856	*	*	109,037	41,191	35,811
Wheat	117,804	106,768	118,210	4,818	928	91,055	62,023	54,451
Maize	70,228	57,900	52,513	83,220	7,133	132,456	34,245	32,929
Sorghum	*	3,582	*	8,039	365	15,000	*	*
Finger millet	3,955	3,597	2,279	8,274	299	22,241	1,887	1,134
Oats/'Aja'	*	*	*	*	*	*	*	*
Rice	-	-	-	-	-	-	-	-
Pulse	31,226	21,226	20,589	34,475	1,914	61,719	13,477	13,502
Horse/Faba beans	1,055	649	273	8,450	305	7,423	246	*
Field peas	*	*	*	-	-	*	*	*
White Haricot beans	*	*	*	-	-	2,831	*	*
Red Haricot beans	23,098	19,765	19,972	24,646	*	51,614	12,796	12,991
Chick peas	*	-	-	-	-	-	-	-
Lentiles	*	*	*	*	*	*	*	*
Vetch/Grass peas	*	*	-	*	*	-	-	-
Soya beans	*	*	-	*	*	-	-	-
Fenugreek	*	*	-	*	*	-	-	-
Mung bean/'Masho'	-	-	-	-	-	-	-	-
Gibto	-	-	-	-	-	-	-	-
Oil Seeds	*	*	*	3,112	*	*	*	*
Nueg	*	*	-	*	*	-	-	-
Linseed	*	-	-	-	-	-	-	-
Ground nuts	*	*	-	*	*	-	-	-
Safflower	*	*	-	*	*	-	-	-
Sesame	*	-	-	-	-	-	-	-
Rapeseed	25	*	*	*	*	*	*	*
Vegetables	3,721	2,930	1,580	183,633	1,613	15,924	*	*
Lettuce	*	*	-	*	*	-	-	-
Head Cabbage	*	*	*	6,259	8	*	*	*
Ethiopian Cabbage	2,020	1,606	168	177,549	1,517	9,996	50	54
Tomatoes	*	*	*	-	-	-	-	-
Green peppers	124	71	*	23,391	69	*	*	*
Red papers	*	*	*	*	*	*	*	*
Swiss chard	4	*	*	*	*	*	*	*
Root Crops	19,081	18,292	28,639	49,314	1,563	77,704	7,534	9,285
Beet root	*	*	*	13,031	*	4,283	*	*
Carrot	*	*	*	5,290	*	*	*	*
Onion	*	*	*	*	*	-	-	-
Potatoes	17,632	17,191	27,859	15,265	*	73,383	7,373	9,138
Yam	-	-	-	-	-	-	-	-
Garlic	*	*	*	14,417	*	2,005	*	*
Taro/'Godere'	*	*	-	*	*	-	-	-
Sweet potatoes	*	*	-	*	*	-	-	-
Other Temporary	1,089	938	*	80,461	468	5,667	*	*
Fruit Crops	*	*	*	21,858	*	*	*	*
Avocado	*	*	*	*	*	*	*	*
Bananas	*	*	*	14,460	*	*	*	*
Guava	*	*	*	*	*	*	*	*
Lemons	-	-	-	-	-	-	-	-
Mangos	*	*	*	*	*	*	*	*
Oranges	*	*	*	*	*	*	*	*
Papayas	*	*	*	*	*	*	*	*
Pineapples	-	-	-	-	-	-	-	-
Stimulant Crops	*	*	*	20,383	*	*	*	*
Chat	*	*	*	6,216	*	*	*	*
Coffee	*	*	*	14,812	*	*	*	*
Hops/'Gesho'	*	*	*	*	*	*	*	*
Enset	29,619	19,627	*	177,851	19,533	*	*	*
Sugar Cane	*	*	*	*	*	*	*	*
Other Permanent	*	*	*	*	*	*	*	*

(Table 1.4.17 cont'd.)

West Arsi

Crop type	UREA			UREA + DAP			INDIGENOUS SEED		
	Holder	Hectare	Quintal	Holder	Hectare	Quintal	Holder	Hectare	Quintal
All	14,892	*	*	119,969	82,319	118,155	474,116	312,351	400,398
Cereals	11,376	*	*	98,284	67,361	90,537	374,050	215,321	389,523
Teff	*	*	*	18,021	4,798	4,792	81,413	24,971	12,365
Barley	*	*	*	9,289	1,758	2,013	164,210	58,389	127,471
Wheat	*	*	*	59,532	42,879	63,018	137,897	97,459	228,420
Maize	*	*	*	50,487	16,270	19,367	153,368	21,659	14,587
Sorghum	-	-	-	*	*	*	48,323	*	*
Finger millet	*	*	*	*	*	*	45,081	3,873	2,560
Oats/'Aja'	-	-	-	-	-	-	*	*	*
Rice	-	-	-	-	-	-	-	-	-
Pulse	2,000	*	*	26,844	5,570	6,944	156,257	30,763	*
Horse/Faba beans	*	*	*	*	*	*	24,543	1,042	1,654
Field peas	-	-	-	-	-	-	3,815	*	*
White Haricot beans	-	-	-	-	-	-	3,911	90	95
Red Haricot beans	*	*	*	26,377	5,473	6,839	118,481	22,735	-
Chick peas	-	-	-	-	-	-	*	*	*
Lentiles	-	-	-	-	-	-	*	*	*
Vetch/Grass peas	-	-	-	-	-	-	*	*	*
Soya beans	-	-	-	-	-	-	*	*	*
Fenugreek	-	-	-	-	-	-	*	*	*
Mung bean/'Masho'	-	-	-	-	-	-	-	-	-
Gibto	-	-	-	-	-	-	-	-	-
Oil Seeds	-	-	-	-	-	-	12,421	*	*
Nueg	-	-	-	-	-	-	*	*	*
Linseed	-	-	-	-	-	-	4,898	*	*
Ground nuts	-	-	-	-	-	-	*	*	*
Safflower	-	-	-	-	-	-	*	*	*
Sesame	-	-	-	-	-	-	*	*	*
Rapeseed	-	-	-	-	-	-	5,115	25	17
Vegetables	*	*	*	6,762	*	*	251,172	3,231	-
Lettuce	-	-	-	-	-	-	*	*	-
Head Cabbage	-	-	-	*	*	*	11,666	*	-
Ethiopian Cabbage	*	*	*	3,938	*	*	241,130	2,020	-
Tomatoes	-	-	-	*	*	*	*	*	-
Green peppers	-	-	-	*	*	*	32,659	123	-
Red papers	-	-	-	*	*	*	6,187	*	-
Swiss chard	-	-	-	-	-	-	1,732	*	-
Root Crops	*	*	*	25,889	*	*	158,792	18,034	-
Beet root	-	-	-	*	*	*	23,177	*	-
Carrot	-	-	-	*	*	*	6,537	*	-
Onion	-	-	-	*	*	*	4,392	*	-
Potatoes	*	*	*	22,308	*	*	117,392	16,690	-
Yam	-	-	-	-	-	-	-	-	-
Garlic	*	*	*	*	*	*	23,998	*	-
Taro/'Godere'	-	-	-	-	-	-	*	*	-
Sweet potatoes	-	-	-	-	-	-	*	*	-
Other Temporary	*	*	*	*	*	*	106,516	1,085	-
Fruit Crops							35,322	*	
Avocado							8,642	*	
Bananas							25,064	*	
Guava							*	*	
Lemons							-	-	
Mangos							*	*	
Oranges							*	*	
Papayas							*	*	
Pineapples							-	-	
Stimulant Crops							*	*	
Chat							13,016	*	
Coffee							*	*	
Hops/'Gesho'							*	*	
Enset							233,116	29,618	
Sugar Cane							9,931	*	
Other Permanent							13,037	*	

(Table 1.4.17 Cont'd.)

West Arsi

Table1.5. Number of Holders, Inputs Applied Area and Quantity of Inputs used

Somalie Region

Crop type	All Crop Area	All Fertilizers		Natural		DAP		
		Hectare	Quintal	Holder	Hectare	Holder	Hectare	Quintal
All	89,818	8,525	*	17,091	6,990	*	*	*
Cereals	77,348	5,932	*	14,999	4,693	*	*	*
Teff	-	-	-	-	-	-	-	-
Barley	*	*	-	*	*	-	-	-
Wheat	*	-	-	-	-	-	-	-
Maize	36,593	2,389	*	10,844	2,113	*	*	*
Sorghum	29,102	3,530	*	8,774	*	*	*	*
Finger millet	-	-	-	-	-	-	-	-
Oats/'Aja'	*	-	-	-	-	-	-	-
Rice	-	-	-	-	-	-	-	-
Pulse	*	*	*	*	*	*	*	*
Horse/Faba beans	-	-	-	-	-	-	-	-
Field peas	*	-	-	-	-	-	-	-
White Haricot beans	*	*	*	*	*	-	-	-
Red Haricot beans	*	*	*	*	*	*	*	*
Chick peas	*	-	-	-	-	-	-	-
Lentiles	*	-	-	-	-	-	-	-
Vetch/Grass peas	-	-	-	-	-	-	-	-
Soya beans	-	-	-	-	-	-	-	-
Fenugreek	*	-	-	-	-	-	-	-
Mung bean/"Masho"	-	-	-	-	-	-	-	-
Gibto	-	-	-	-	-	-	-	-
Oil Seeds	*	*	*	*	*	-	-	-
Nueg	-	-	-	-	-	-	-	-
Linseed	*	-	-	-	-	-	-	-
Ground nuts	*	*	*	*	*	-	-	-
Safflower	-	-	-	-	-	-	-	-
Sesame	*	*	-	*	*	-	-	-
Rapeseed	-	-	-	-	-	-	-	-
Vegetables	*	*	-	*	*	-	-	-
Lettuce	-	-	-	-	-	-	-	-
Head Cabbage	-	-	-	-	-	-	-	-
Ethiopian Cabbage	-	-	-	-	-	-	-	-
Tomatoes	394	*	-	*	*	-	-	-
Green peppers	*	*	-	*	*	-	-	-
Red papers	-	-	-	-	-	-	-	-
Swiss chard	-	-	-	-	-	-	-	-
Root Crops	995	*	-	*	*	-	-	-
Beet root	-	-	-	-	-	-	-	-
Carrot	-	-	-	-	-	-	-	-
Onion	952	*	-	*	*	-	-	-
Potatoes	*	*	-	*	*	-	-	-
Yam	-	-	-	-	-	-	-	-
Garlic	-	-	-	-	-	-	-	-
Taro/'Godere'	-	-	-	-	-	-	-	-
Sweet potatoes	*	*	-	*	*	-	-	-
Other Temporary	*	*	*	*	*	-	-	-
Fruit Crops	1,142	162	-	2,283	156	-	-	-
Avocado	*	-	-	-	-	-	-	-
Bananas	*	*	-	*	*	-	-	-
Guava	*	*	-	*	*	-	-	-
Lemons	147	*	-	503	*	-	-	-
Mangos	*	*	-	*	*	-	-	-
Oranges	218	*	-	1,204	*	-	-	-
Papayas	*	*	-	*	*	-	-	-
Pineapples	-	-	-	-	-	-	-	-
Stimulant Crops	4,444	665	-	3,388	*	-	-	-
Chat	4,431	663	-	3,388	*	-	-	-
Coffee	*	*	-	*	*	-	-	-
Hops/'Gesho'	-	-	-	-	-	-	-	-
Enset	-	-	-	-	-	-	-	-
Sugar Cane	*	-	-	-	-	-	-	-
Other Permanent	27	*	-	*	*	-	-	-

(Table 1.5.cont'd.)

Somalie Region

Crop type	UREA			UREA + DAP			INDIGENOUS SEED		
	Holder	Hectare	Quintal	Holder	Hectare	Quintal	Holder	Hectare	Quintal
All	*	*	*	*	*	*	110,759	89,539	35,784
Cereals	*	*	*	*	*	*	103,428	77,106	34,138
Teff	-	-	-	-	-	-	-	-	-
Barley	-	-	-	-	-	-	*	*	*
Wheat	-	-	-	-	-	-	11,396	*	*
Maize	*	*	*	*	*	*	85,710	36,350	13,380
Sorghum	*	*	*	*	*	*	61,830	29,102	11,122
Finger millet	-	-	-	-	-	-	-	-	-
Oats/'Aja'	-	-	-	-	-	-	*	*	*
Rice	-	-	-	-	-	-	-	-	-
Pulse	-	-	-	*	*	*	13,335	*	*
Horse/Faba beans	-	-	-	-	-	-	-	-	-
Field peas	-	-	-	-	-	-	*	*	*
White Haricot	-	-	-	-	-	-	-	-	-
beans	-	-	-	*	*	*	*	*	*
Red Haricot beans	-	-	-	*	*	*	*	*	-
Chick peas	-	-	-	-	-	-	*	*	*
Lentiles	-	-	-	-	-	-	*	*	*
Vetch/Grass peas	-	-	-	-	-	-	-	-	-
Soya beans	-	-	-	-	-	-	-	-	-
Fenugreek	-	-	-	-	-	-	*	*	*
Mung bean/'Masho'	-	-	-	-	-	-	-	-	-
Gibto	-	-	-	-	-	-	-	-	-
Oil Seeds	-	-	-	*	*	*	*	*	*
Nueg	-	-	-	-	-	-	-	-	-
Linseed	-	-	-	-	-	-	*	*	*
Ground nuts	-	-	-	*	*	*	*	*	*
Safflower	-	-	-	-	-	-	-	-	-
Sesame	-	-	-	-	-	-	1,082	*	*
Rapeseed	-	-	-	-	-	-	-	-	-
Vegetables	-	-	-	-	-	-	7,979	*	-
Lettuce	-	-	-	-	-	-	-	-	-
Head Cabbage	-	-	-	-	-	-	-	-	-
Ethiopian Cabbage	-	-	-	-	-	-	-	-	-
Tomatoes	-	-	-	-	-	-	6,077	394	-
Green peppers	-	-	-	-	-	-	*	*	-
Red papers	-	-	-	-	-	-	-	-	-
Swiss chard	-	-	-	-	-	-	-	-	-
Root Crops	-	-	-	-	-	-	7,985	995	-
Beet root	-	-	-	-	-	-	-	-	-
Carrot	-	-	-	-	-	-	-	-	-
Onion	-	-	-	-	-	-	6,814	952	-
Potatoes	-	-	-	-	-	-	*	*	-
Yam	-	-	-	-	-	-	-	-	-
Garlic	-	-	-	-	-	-	-	-	-
Taro/'Godere'	-	-	-	-	-	-	-	-	-
Sweet potatoes	-	-	-	-	-	-	*	*	-
Other Temporary	-	-	-	*	*	*	*	*	-
Fruit Crops	-	-	-	-	-	-	9,799	1,132	-
Avocado	-	-	-	-	-	-	*	*	-
Bananas	-	-	-	-	-	-	4,534	*	-
Guava	-	-	-	-	-	-	*	*	-
Lemons	-	-	-	-	-	-	2,380	*	-
Mangos	-	-	-	-	-	-	1,919	*	-
Oranges	-	-	-	-	-	-	2,758	209	-
Papayas	-	-	-	-	-	-	2,902	*	-
Pineapples	-	-	-	-	-	-	-	-	-
Stimulant Crops	-	-	-	-	-	-	18,893	4,418	-
Chat	-	-	-	-	-	-	18,893	4,405	-
Coffee	-	-	-	-	-	-	*	*	-
Hops/'Gesho'	-	-	-	-	-	-	-	-	-
Enset	-	-	-	-	-	-	-	-	-
Sugar Cane	-	-	-	-	-	-	*	*	-
Other Permanent	-	-	-	-	-	-	1,935	27	-

(Table 1.5 Cont'd.)

Somalie Region

Crop type	IMPROVED SEED			PESTICIDE		IRRIGATION		EXTENSION PACKAGE	
	Holder	Hectare	Quintal	Holder	Hectare	Holder	Hectare	Holder	Hectare
All	*	*	*	*	*	12,500	4,590	*	*
Cereals	*	*	*	*	*	9,139	2,627	*	*
Teff	-	-	-	-	-	-	-	-	-
Barley	-	-	-	*	*	-	-	-	-
Wheat	-	-	-	-	-	-	-	-	-
Maize	*	*	*	*	*	6,790	1,721	*	*
Sorghum	-	-	-	*	*	3,811	906	*	*
Finger millet	-	-	-	-	-	-	-	-	-
Oats/'Aja'	-	-	-	-	-	-	-	-	-
Rice	-	-	-	-	-	-	-	-	-
Pulse	-	-	-	-	-	*	*	-	-
Horse/Faba beans	-	-	-	-	-	-	-	-	-
Field peas	-	-	-	-	-	-	-	-	-
White Haricot beans	-	-	-	-	-	*	*	-	-
Red Haricot beans	-	-	-	-	-	*	*	-	-
Chick peas	-	-	-	-	-	-	-	-	-
Lentiles	-	-	-	-	-	-	-	-	-
Vetch/Grass peas	-	-	-	-	-	-	-	-	-
Soya beans	-	-	-	-	-	-	-	-	-
Fenugreek	-	-	-	-	-	-	-	-	-
Mung bean/'Masho'	-	-	-	-	-	-	-	-	-
Gibto	-	-	-	-	-	-	-	-	-
Oilseeds	-	-	-	-	-	*	*	-	-
Nueg	-	-	-	-	-	-	-	-	-
Linseed	-	-	-	-	-	-	-	-	-
Ground nuts	-	-	-	-	-	*	*	-	-
Safflower	-	-	-	-	-	-	-	-	-
Sesame	-	-	-	-	-	*	*	-	-
Rapeseed	-	-	-	-	-	-	-	-	-
Vegetables	*	*	-	-	-	*	*	-	-
Lettuce	-	-	-	-	-	-	-	-	-
Head Cabbage	-	-	-	-	-	-	-	-	-
Ethiopian Cabbage	-	-	-	-	-	-	-	-	-
Tomatoes	*	*	-	-	-	*	*	-	-
Green peppers	*	*	-	-	-	*	*	-	-
Red papers	-	-	-	-	-	-	-	-	-
Swiss chard	-	-	-	-	-	-	-	-	-
Root Crops	-	-	-	*	*	1,485	*	-	-
Beet root	-	-	-	-	-	-	-	-	-
Carrot	-	-	-	-	-	-	-	-	-
Onion	-	-	-	-	-	1,338	*	-	-
Potatoes	-	-	-	-	-	-	-	-	-
Yam	-	-	-	-	-	-	-	-	-
Garlic	-	-	-	-	-	-	-	-	-
Taro/'Godere'	-	-	-	-	-	-	-	-	-
Sweet potatoes	-	-	-	*	*	*	*	-	-
Other Temporary	-	-	-	-	-	-	-	-	-
Fruit Crops	-	-	-	*	*	6,698	826	*	*
Avocado	-	-	-	-	-	-	-	-	-
Bananas	-	-	-	*	*	4,172	*	-	-
Guava	-	-	-	*	*	*	*	-	-
Lemons	-	-	-	-	-	2,056	84	-	-
Mangos	-	-	-	-	-	1,440	*	-	-
Oranges	-	-	-	-	-	2,659	212	*	*
Papayas	-	-	-	-	-	2,289	*	-	-
Pineapples	-	-	-	-	-	-	-	-	-
Stimulant Crops	*	*	-	*	*	2,603	*	-	-
Chat	-	-	-	*	*	2,603	*	-	-
Coffee	-	-	-	-	-	*	*	-	-
Hops/'Gesho'	-	-	-	-	-	-	-	-	-
Enset	-	-	-	-	-	-	-	-	-
Sugar Cane	-	-	-	-	-	*	*	-	-
Other Permanent	-	-	-	-	-	*	*	-	-

Table1.5.1. Number of Holders, Inputs Applied Area and Quantity of Inputs used

Shinele

Crop type	All Crop Area	All Fertilizers		Natural		DAP		
		Hectare	Quintal	Holder	Hectare	Holder	Hectare	Quintal
All	2,967	*	*	2,234	*	*	*	*
Cereals	2,173	*	*	1,623	*	*	*	*
Teff	-	-	-	-	-	-	-	-
Barley	-	-	-	-	-	-	-	-
Wheat	-	-	-	-	-	-	-	-
Maize	336	*	*	*	*	*	*	*
Sorghum	1,837	*	*	*	*	*	*	*
Finger millet	-	-	-	-	-	-	-	-
Oats/'Aja'	-	-	-	-	-	-	-	-
Rice	-	-	-	-	-	-	-	-
Pulse	*	*	*	*	*	-	-	-
Horse/Faba beans	-	-	-	-	-	-	-	-
Field peas	-	-	-	-	-	-	-	-
White Haricot beans	*	*	*	*	*	-	-	-
Red Haricot beans	-	-	-	-	-	-	-	-
Chick peas	-	-	-	-	-	-	-	-
Lentiles	-	-	-	-	-	-	-	-
Vetch/Grass peas	-	-	-	-	-	-	-	-
Soya beans	-	-	-	-	-	-	-	-
Fenugreek	-	-	-	-	-	-	-	-
Mung bean/"Masho"	-	-	-	-	-	-	-	-
Gibto	-	-	-	-	-	-	-	-
Oil Seeds	*	*	-	*	*	-	-	-
Nueg	-	-	-	-	-	-	-	-
Linseed	-	-	-	-	-	-	-	-
Ground nuts	*	*	-	*	*	-	-	-
Safflower	-	-	-	-	-	-	-	-
Sesame	*	*	-	*	*	-	-	-
Rapeseed	-	-	-	-	-	-	-	-
Vegetables	5	*	-	*	*	-	-	-
Lettuce	-	-	-	-	-	-	-	-
Head Cabbage	-	-	-	-	-	-	-	-
Ethiopian Cabbage	-	-	-	-	-	-	-	-
Tomatoes	*	*	-	*	*	-	-	-
Green peppers	3	*	-	*	*	-	-	-
Red papers	-	-	-	-	-	-	-	-
Swiss chard	-	-	-	-	-	-	-	-
Root Crops	*	*	-	*	*	-	-	-
Beet root	-	-	-	-	-	-	-	-
Carrot	-	-	-	-	-	-	-	-
Onion	1	*	-	*	*	-	-	-
Potatoes	-	-	-	-	-	-	-	-
Yam	-	-	-	-	-	-	-	-
Garlic	-	-	-	-	-	-	-	-
Taro/'Godere'	-	-	-	-	-	-	-	-
Sweet potatoes	*	*	-	*	*	-	-	-
Other Temporary	-	-	-	-	-	-	-	-
Fruit Crops	344	*	-	1,544	*	-	-	-
Avocado	-	-	-	-	-	-	-	-
Bananas	*	*	-	*	*	-	-	-
Guava	*	*	-	*	*	-	-	-
Lemons	*	*	-	503	*	-	-	-
Mangos	*	*	-	*	*	-	-	-
Oranges	218	*	-	1,204	*	-	-	-
Papayas	*	*	-	*	*	-	-	-
Pineapples	-	-	-	-	-	-	-	-
Stimulant Crops	409	*	-	*	*	-	-	-
Chat	395	*	-	*	*	-	-	-
Coffee	*	*	-	*	*	-	-	-
Hops/'Gesho'	-	-	-	-	-	-	-	-
Enset	-	-	-	-	-	-	-	-
Sugar Cane	*	-	-	-	-	-	-	-
Other Permanent	*	*	-	*	*	-	-	-

(Table 1.5.1 cont'd.)

Shinele

(Table 1.5.1 Cont'd.)

Shinele

Crop type	IMPROVED SEED			PESTICIDE		IRRIGATION		EXTENSION PACKAGE	
	Holder	Hectare	Quintal	Holder	Hectare	Holder	Hectare	Holder	Hectare
All	*	*	-	-	-	3,828	1,607	*	*
Cereals	-	-	-	-	-	3,281	882	*	*
Teff	-	-	-	-	-	-	-	-	-
Barley	-	-	-	-	-	-	-	-	-
Wheat	-	-	-	-	-	-	-	-	-
Maize	-	-	-	-	-	1,827	*	*	*
Sorghum	-	-	-	-	-	2,915	761	*	*
Finger millet	-	-	-	-	-	-	-	-	-
Oats/'Aja'	-	-	-	-	-	-	-	-	-
Rice	-	-	-	-	-	-	-	-	-
Pulse	-	-	-	-	-	*	*	-	-
Horse/Faba beans	-	-	-	-	-	-	-	-	-
Field peas	-	-	-	-	-	-	-	-	-
White Haricot beans	-	-	-	-	-	*	*	-	-
Red Haricot beans	-	-	-	-	-	-	-	-	-
Chick peas	-	-	-	-	-	-	-	-	-
Lentiles	-	-	-	-	-	-	-	-	-
Vetch/Grass peas	-	-	-	-	-	-	-	-	-
Soya beans	-	-	-	-	-	-	-	-	-
Fenugreek	-	-	-	-	-	-	-	-	-
Mung bean/"Masho"	-	-	-	-	-	-	-	-	-
Gibto	-	-	-	-	-	-	-	-	-
Oil Seeds	-	-	-	-	-	*	*	-	-
Nueg	-	-	-	-	-	-	-	-	-
Linseed	-	-	-	-	-	-	-	-	-
Ground nuts	-	-	-	-	-	*	*	-	-
Safflower	-	-	-	-	-	-	-	-	-
Sesame	-	-	-	-	-	*	*	-	-
Rapeseed	-	-	-	-	-	-	-	-	-
Vegetables	*	*	-	-	-	*	5	-	-
Lettuce	-	-	-	-	-	-	-	-	-
Head Cabbage	-	-	-	-	-	-	-	-	-
Ethiopian Cabbage	-	-	-	-	-	-	-	-	-
Tomatoes	*	*	-	-	-	*	*	-	-
Green peppers	*	*	-	-	-	*	3	-	-
Red papers	-	-	-	-	-	-	-	-	-
Swiss chard	-	-	-	-	-	-	-	-	-
Root Crops	-	-	-	-	-	358	*	-	-
Beet root	-	-	-	-	-	-	-	-	-
Carrot	-	-	-	-	-	-	-	-	-
Onion	-	-	-	-	-	211	1	-	-
Potatoes	-	-	-	-	-	-	-	-	-
Yam	-	-	-	-	-	-	-	-	-
Garlic	-	-	-	-	-	-	-	-	-
Taro/'Godere'	-	-	-	-	-	-	-	-	-
Sweet potatoes	-	-	-	-	-	*	*	-	-
Other Temporary	-	-	-	-	-	-	-	-	-
Fruit Crops	-	-	-	-	-	3,016	337	*	*
Avocado	-	-	-	-	-	-	-	-	-
Bananas	-	-	-	-	-	806	*	-	-
Guava	-	-	-	-	-	*	*	-	-
Lemons	-	-	-	-	-	1,514	*	-	-
Mangos	-	-	-	-	-	1,123	*	-	-
Oranges	-	-	-	-	-	2,659	212	*	*
Papayas	-	-	-	-	-	*	*	-	-
Pineapples	-	-	-	-	-	-	-	-	-
Stimulant Crops	-	-	-	-	-	2,603	*	-	-
Chat	-	-	-	-	-	2,603	*	-	-
Coffee	-	-	-	-	-	*	*	-	-
Hops/'Gesho'	-	-	-	-	-	-	-	-	-
Enset	-	-	-	-	-	-	-	-	-
Sugar Cane	-	-	-	-	-	*	*	-	-
Other Permanent	-	-	-	-	-	*	*	-	-

Table1.5.2. Number of Holders, Inputs Applied Area and Quantity of Inputs used

Jijiga

Crop type	All Crop Area	All Fertilizers		Natural		DAP		
		Hectare	Quintal	Holder	Hectare	Holder	Hectare	Quintal
All	77,757	7,458	*	13,027	5,995	*	*	*
Cereals	68,905	5,223	*	11,807	4,013	*	*	*
Teff	-	-	-	-	-	-	-	-
Barley	*	*	-	*	*	-	-	-
Wheat	*	-	-	-	-	-	-	-
Maize	30,430	1,899	*	8,484	1,628	*	*	*
Sorghum	26,822	*	*	*	*	*	*	*
Finger millet	-	-	-	-	-	-	-	-
Oats/'Aja'	*	-	-	-	-	-	-	-
Rice	-	-	-	-	-	-	-	-
Pulse	*	*	*	*	*	*	*	*
Horse/Faba beans	-	-	-	-	-	-	-	-
Field peas	*	-	-	-	-	-	-	-
White Haricot beans	*	*	*	*	*	-	-	-
Red Haricot beans	*	*	*	*	*	*	*	*
Chick peas	*	-	-	-	-	-	-	-
Lentiles	*	-	-	-	-	-	-	-
Vetch/Grass peas	-	-	-	-	-	-	-	-
Soya beans	-	-	-	-	-	-	-	-
Fenugreek	*	-	-	-	-	-	-	-
Mung bean/"Masho"	-	-	-	-	-	-	-	-
Gibto	-	-	-	-	-	-	-	-
Oil Seeds	*	*	*	*	*	-	-	-
Nueg	-	-	-	-	-	-	-	-
Linseed	*	-	-	-	-	-	-	-
Ground nuts	*	*	*	*	*	-	-	-
Safflower	-	-	-	-	-	-	-	-
Sesame	*	*	-	*	*	-	-	-
Rapeseed	-	-	-	-	-	-	-	-
Vegetables	398	*	-	*	*	-	-	-
Lettuce	-	-	-	-	-	-	-	-
Head Cabbage	-	-	-	-	-	-	-	-
Ethiopian Cabbage	-	-	-	-	-	-	-	-
Tomatoes	294	-	-	-	-	-	-	-
Green peppers	*	*	-	*	*	-	-	-
Red papers	-	-	-	-	-	-	-	-
Swiss chard	-	-	-	-	-	-	-	-
Root Crops	704	*	-	*	*	-	-	-
Beet root	-	-	-	-	-	-	-	-
Carrot	-	-	-	-	-	-	-	-
Onion	664	-	-	-	-	-	-	-
Potatoes	*	*	-	*	*	-	-	-
Yam	-	-	-	-	-	-	-	-
Garlic	-	-	-	-	-	-	-	-
Taro/'Godere'	-	-	-	-	-	-	-	-
Sweet potatoes	*	*	-	*	*	-	-	-
Other Temporary	*	*	*	*	*	-	-	-
Fruit Crops	*	*	-	*	*	-	-	-
Avocado	*	-	-	-	-	-	-	-
Bananas	*	*	-	*	*	-	-	-
Guava	*	*	-	*	*	-	-	-
Lemons	*	-	-	-	-	-	-	-
Mangos	*	*	-	*	*	-	-	-
Oranges	-	-	-	-	-	-	-	-
Papayas	*	-	-	-	-	-	-	-
Pineapples	-	-	-	-	-	-	-	-
Stimulant Crops	4,035	*	-	*	*	-	-	-
Chat	4,035	*	-	*	*	-	-	-
Coffee	-	-	-	-	-	-	-	-
Hops/'Gesho'	-	-	-	-	-	-	-	-
Enset	-	-	-	-	-	-	-	-
Sugar Cane	-	-	-	-	-	-	-	-
Other Permanent	*	-	-	-	-	-	-	-

(Table 1.5.2 cont'd.)

Jijiga

(Table 1.5.2 Cont'd.)

Jijiga

Table1.5.3 Number of Holders, Inputs Applied Area and Quantity of Inputs used

Liben

Crop type	All Crop Area	All Fertilizers		Natural		DAP		
		Hectare	Quintal	Holder	Hectare	Holder	Hectare	Quintal
All	9,094	*	-	*	*	-	-	-
Cereals	6,270	*	-	*	*	-	-	-
Teff	-	-	-	-	-	-	-	-
Barley	-	-	-	-	-	-	-	-
Wheat	-	-	-	-	-	-	-	-
Maize	5,827	*	-	*	*	-	-	-
Sorghum	*	-	-	-	-	-	-	-
Finger millet	-	-	-	-	-	-	-	-
Oats/'Aja'	-	-	-	-	-	-	-	-
Rice	-	-	-	-	-	-	-	-
Pulse	*	-	-	-	-	-	-	-
Horse/Faba beans	-	-	-	-	-	-	-	-
Field peas	-	-	-	-	-	-	-	-
White Haricot beans	*	-	-	-	-	-	-	-
Red Haricot beans	*	-	-	-	-	-	-	-
Chick peas	-	-	-	-	-	-	-	-
Lentiles	-	-	-	-	-	-	-	-
Vetch/Grass peas	-	-	-	-	-	-	-	-
Soya beans	-	-	-	-	-	-	-	-
Fenugreek	-	-	-	-	-	-	-	-
Mung bean/"Masho"	-	-	-	-	-	-	-	-
Gibto	-	-	-	-	-	-	-	-
Oil Seeds	*	-	-	-	-	-	-	-
Nueg	-	-	-	-	-	-	-	-
Linseed	-	-	-	-	-	-	-	-
Ground nuts	-	-	-	-	-	-	-	-
Safflower	-	-	-	-	-	-	-	-
Sesame	*	-	-	-	-	-	-	-
Rapeseed	-	-	-	-	-	-	-	-
Vegetables	*	-	-	-	-	-	-	-
Lettuce	-	-	-	-	-	-	-	-
Head Cabbage	-	-	-	-	-	-	-	-
Ethiopian Cabbage	-	-	-	-	-	-	-	-
Tomatoes	*	-	-	-	-	-	-	-
Green peppers	*	-	-	-	-	-	-	-
Red papers	-	-	-	-	-	-	-	-
Swiss chard	-	-	-	-	-	-	-	-
Root Crops	*	*	-	*	*	-	-	-
Beet root	-	-	-	-	-	-	-	-
Carrot	-	-	-	-	-	-	-	-
Onion	*	*	-	*	*	-	-	-
Potatoes	-	-	-	-	-	-	-	-
Yam	-	-	-	-	-	-	-	-
Garlic	-	-	-	-	-	-	-	-
Taro/'Godere'	-	-	-	-	-	-	-	-
Sweet potatoes	-	-	-	-	-	-	-	-
Other Temporary	-	-	-	-	-	-	-	-
Fruit Crops	*	*	-	*	*	-	-	-
Avocado	-	-	-	-	-	-	-	-
Bananas	*	-	-	-	-	-	-	-
Guava	*	-	-	-	-	-	-	-
Lemons	*	-	-	-	-	-	-	-
Mangos	*	-	-	-	-	-	-	-
Oranges	-	-	-	-	-	-	-	-
Papayas	*	*	-	*	*	-	-	-
Pineapples	-	-	-	-	-	-	-	-
Stimulant Crops	-	-	-	-	-	-	-	-
Chat	-	-	-	-	-	-	-	-
Coffee	-	-	-	-	-	-	-	-
Hops/'Gesho'	-	-	-	-	-	-	-	-
Enset	-	-	-	-	-	-	-	-
Sugar Cane	*	-	-	-	-	-	-	-
Other Permanent	*	-	-	-	-	-	-	-

(Table 1.5.3 cont'd.)

Liben

(Table 1.5.3 Cont'd.)

Liben

Crop type	IMPROVED SEED			PESTICIDE		IRRIGATION		EXTENSION PACKAGE	
	Holder	Hectare	Quintal	Holder	Hectare	Holder	Hectare	Holder	Hectare
All	*	*	*	-	-	8,671	2,984	*	*
Cereals	*	*	*	-	-	5,858	*	*	*
Teff	-	-	-	-	-	-	-	-	-
Barley	-	-	-	-	-	-	-	-	-
Wheat	-	-	-	-	-	-	-	-	-
Maize	*	*	*	-	-	4,963	*	*	*
Sorghum	-	-	-	-	-	*	*	-	-
Finger millet	-	-	-	-	-	-	-	-	-
Oats/'Aja'	-	-	-	-	-	-	-	-	-
Rice	-	-	-	-	-	-	-	-	-
Pulse	-	-	-	-	-	*	*	-	-
Horse/Faba beans	-	-	-	-	-	-	-	-	-
Field peas	-	-	-	-	-	-	-	-	-
White Haricot beans	-	-	-	-	-	-	-	-	-
Red Haricot beans	-	-	-	-	-	*	*	-	-
Chick peas	-	-	-	-	-	-	-	-	-
Lentiles	-	-	-	-	-	-	-	-	-
Vetch/Grass peas	-	-	-	-	-	-	-	-	-
Soya beans	-	-	-	-	-	-	-	-	-
Fenugreek	-	-	-	-	-	-	-	-	-
Mung bean/"Masho"	-	-	-	-	-	-	-	-	-
Gibto	-	-	-	-	-	-	-	-	-
Oil Seeds	-	-	-	-	-	*	*	-	-
Nueg	-	-	-	-	-	-	-	-	-
Linseed	-	-	-	-	-	-	-	-	-
Ground nuts	-	-	-	-	-	-	-	-	-
Safflower	-	-	-	-	-	-	-	-	-
Sesame	-	-	-	-	-	*	*	-	-
Rapeseed	-	-	-	-	-	-	-	-	-
Vegetables	-	-	-	-	-	*	*	-	-
Lettuce	-	-	-	-	-	-	-	-	-
Head Cabbage	-	-	-	-	-	-	-	-	-
Ethiopian Cabbage	-	-	-	-	-	-	-	-	-
Tomatoes	-	-	-	-	-	*	*	-	-
Green peppers	-	-	-	-	-	*	*	-	-
Red papers	-	-	-	-	-	-	-	-	-
Swiss chard	-	-	-	-	-	-	-	-	-
Root Crops	-	-	-	-	-	*	*	-	-
Beet root	-	-	-	-	-	-	-	-	-
Carrot	-	-	-	-	-	-	-	-	-
Onion	-	-	-	-	-	*	*	-	-
Potatoes	-	-	-	-	-	-	-	-	-
Yam	-	-	-	-	-	-	-	-	-
Garlic	-	-	-	-	-	-	-	-	-
Taro/'Godere'	-	-	-	-	-	-	-	-	-
Sweet potatoes	-	-	-	-	-	-	-	-	-
Other Temporary	-	-	-	-	-	-	-	-	-
Fruit Crops	-	-	-	-	-	3,682	*	-	-
Avocado	-	-	-	-	-	-	-	-	-
Bananas	-	-	-	-	-	3,366	*	-	-
Guava	-	-	-	-	-	*	*	-	-
Lemons	-	-	-	-	-	*	*	-	-
Mangos	-	-	-	-	-	*	*	-	-
Oranges	-	-	-	-	-	-	-	-	-
Papayas	-	-	-	-	-	*	*	-	-
Pineapples	-	-	-	-	-	-	-	-	-
Stimulant Crops	-	-	-	-	-	-	-	-	-
Chat	-	-	-	-	-	-	-	-	-
Coffee	-	-	-	-	-	-	-	-	-
Hops/'Gesho'	-	-	-	-	-	-	-	-	-
Enset	-	-	-	-	-	-	-	-	-
Sugar Cane	-	-	-	-	-	*	*	-	-
Other Permanent	-	-	-	-	-	*	*	-	-

Table1.6 Number of Holders, Inputs Applied Area and Quantity of Inputs used

Benishangul-Gumuz

Crop type	All Crop Area	All Fertilizers		Natural		DAP		
		Hectare	Quintal	Holder	Hectare	Holder	Hectare	Quintal
All	*	*	*	-	-	8,671	2,984	*
Cereals	*	*	*	-	-	5,858	*	*
Teff	-	-	-	-	-	-	-	-
Barley	-	-	-	-	-	-	-	-
Wheat	-	-	-	-	-	-	-	-
Maize	*	*	*	-	-	4,963	*	*
Sorghum	-	-	-	-	-	*	*	-
Finger millet	-	-	-	-	-	-	-	-
Oats/'Aja'	-	-	-	-	-	-	-	-
Rice	-	-	-	-	-	-	-	-
Pulse	-	-	-	-	-	*	*	-
Horse/Faba beans	-	-	-	-	-	-	-	-
Field peas	-	-	-	-	-	-	-	-
White Haricot beans	-	-	-	-	-	-	-	-
Red Haricot beans	-	-	-	-	-	*	*	-
Chick peas	-	-	-	-	-	-	-	-
Lentiles	-	-	-	-	-	-	-	-
Vetch/Grass peas	-	-	-	-	-	-	-	-
Soya beans	-	-	-	-	-	-	-	-
Fenugreek	-	-	-	-	-	-	-	-
Mung bean/"Masho"	-	-	-	-	-	-	-	-
Gibto	-	-	-	-	-	-	-	-
Oil Seeds	-	-	-	-	-	*	*	-
Nueg	-	-	-	-	-	-	-	-
Linseed	-	-	-	-	-	-	-	-
Ground nuts	-	-	-	-	-	-	-	-
Safflower	-	-	-	-	-	-	-	-
Sesame	-	-	-	-	-	*	*	-
Rapeseed	-	-	-	-	-	-	-	-
Vegetables	-	-	-	-	-	*	*	-
Lettuce	-	-	-	-	-	-	-	-
Head Cabbage	-	-	-	-	-	-	-	-
Ethiopian Cabbage	-	-	-	-	-	-	-	-
Tomatoes	-	-	-	-	-	*	*	-
Green peppers	-	-	-	-	-	*	*	-
Red papers	-	-	-	-	-	-	-	-
Swiss chard	-	-	-	-	-	-	-	-
Root Crops	-	-	-	-	-	*	*	-
Beet root	-	-	-	-	-	-	-	-
Carrot	-	-	-	-	-	-	-	-
Onion	-	-	-	-	-	*	*	-
Potatoes	-	-	-	-	-	-	-	-
Yam	-	-	-	-	-	-	-	-
Garlic	-	-	-	-	-	-	-	-
Taro/'Godere'	-	-	-	-	-	-	-	-
Sweet potatoes	-	-	-	-	-	-	-	-
Other Temporary	-	-	-	-	-	-	-	-
Fruit Crops	-	-	-	-	-	3,682	*	-
Avocado	-	-	-	-	-	-	-	-
Bananas	-	-	-	-	-	3,366	*	-
Guava	-	-	-	-	-	*	*	-
Lemons	-	-	-	-	-	*	*	-
Mangos	-	-	-	-	-	*	*	-
Oranges	-	-	-	-	-	-	-	-
Papayas	-	-	-	-	-	*	*	-
Pineapples	-	-	-	-	-	-	-	-
Stimulant Crops	-	-	-	-	-	-	-	-
Chat	-	-	-	-	-	-	-	-
Coffee	-	-	-	-	-	-	-	-
Hops/'Gesho'	-	-	-	-	-	-	-	-
Enset	-	-	-	-	-	-	-	-
Sugar Cane	-	-	-	-	-	*	*	-
Other Permanent	-	-	-	-	-	*	*	-

(Table 1.6. cont'd.)

Benishangul-Gumuz

Crop type	UREA			UREA + DAP			INDIGENOUS SEED		
	Holder	Hectare	Quintal	Holder	Hectare	Quintal	Holder	Hectare	Quintal
All	8,414	2,799	1,193	33,049	21,183	32,614	224,507	244,334	98,517
Cereals	4,895	1,757	897	29,860	18,370	29,194	212,927	153,033	61,517
Teff	1,124	294	151	2,376	854	674	43,503	20,618	11,991
Barley	*	*	*	*	*	*	5,820	774	1,545
Wheat	*	*	*	2,414	*	*	5,460	*	*
Maize	2,328	698	376	25,857	14,596	25,265	176,437	32,943	10,252
Sorghum	540	*	*	*	*	*	133,978	64,169	16,960
Finger millet	1,252	*	178	1,642	918	534	57,526	30,665	14,496
Oats/'Aja'	-	-	-	-	-	-	*	*	*
Rice	*	*	*	*	*	*	*	*	*
Pulse	807	*	*	1,713	*	529	71,238	18,154	13,744
Horse/Faba beans	*	*	*	-	-	-	7,832	550	610
Field peas	-	-	-	*	*	*	3,841	*	*
White Haricot									
beans	*	*	*	*	*	*	15,296	1,329	832
Red Haricot beans	-	-	-	*	*	*	24,411	2,703	-
Chick peas	-	-	-	-	-	-	2,978	256	*
Lentiles	-	-	-	-	-	-	1,766	30	16
Vetch/Grass peas	-	-	-	-	-	-	*	*	*
Soya beans	*	*	*	1,176	227	349	28,203	12,447	11,497
Fenugreek	-	-	-	-	-	-	552	*	*
Mung bean/'Masho'	-	-	-	-	-	-	*	*	-
Gibto	-	-	-	-	-	-	-	-	-
Oil Seeds	*	*	*	*	*	*	128,949	61,664	23,256
Nueg	*	*	*	-	-	-	28,772	5,975	1,875
Linseed	-	-	-	-	-	-	8,800	503	*
Ground nuts	*	*	*	-	-	-	50,509	14,759	15,104
Safflower	*	*	*	*	*	*	*	*	*
Sesame	*	*	*	*	*	*	83,543	40,189	6,092
Rapeseed	*	*	*	*	*	*	*	*	*
Vegetables	2,258	*	*	3,389	*	*	50,737	*	-
Lettuce	-	-	-	-	-	-	*	*	-
Head Cabbage	-	-	-	-	-	-	3,118	*	-
Ethiopian Cabbage	-	-	-	-	-	-	6,300	40	-
Tomatoes	-	-	-	*	*	*	4,639	*	-
Green peppers	-	-	-	-	-	-	5,730	19	-
Red papers	2,258	*	*	3,146	*	*	36,619	*	-
Swiss chard	-	-	-	-	-	-	*	*	-
Root Crops	*	*	*	*	*	*	57,052	954	-
Beet root	-	-	-	-	-	-	1,324	2	-
Carrot	-	-	-	-	-	-	*	*	-
Onion	*	*	*	-	-	-	7,467	84	-
Potatoes	*	*	*	*	*	*	4,029	113	-
Yam	-	-	-	-	-	-	*	*	-
Garlic	-	-	-	-	-	-	9,586	55	-
Taro/'Godere'	-	-	-	-	-	-	5,729	27	-
Sweet potatoes	*	*	*	*	*	*	41,011	669	-
Other Temporary	*	*	*	1,470	*	*	71,601	3,207	-
Fruit Crops							92,087	2,291	
Avocado							1,960	6	
Bananas							34,811	1,002	
Guava							15,205	84	
Lemons							10,220	46	
Mangos							67,766	977	
Oranges							16,545	111	
Papayas							21,953	64	
Pineapples							*	*	
Stimulant Crops							44,391	2,422	
Chat							17,724	1,183	
Coffee							27,872	1,126	
Hops/'Gesho'							13,835	113	
Enset							1,822	13	
Sugar Cane							6,809	307	
Other Permanent							10,993	46	

(Table1.6. Cont'd.)

Benishangul-Gumuz

Crop type	IMPROVED SEED			PESTICIDE		IRRIGATION		EXTENSION PACKAGE	
	Holder	Hectare	Quintal	Holder	Hectare	Holder	Hectare	Holder	Hectare
All	28,162	15,034	4,462	19,421	14,024	10,564	1,280	53,083	39,169
Cereals	24,989	13,667	3,946	17,673	13,289	*	*	48,175	34,002
Teff	2,910	791	225	6,079	4,155	-	-	14,400	9,621
Barley	-	-	-	*	*	*	*	*	*
Wheat	846	136	*	*	*	-	-	3,856	*
Maize	21,888	12,336	3,296	*	1,211	*	*	36,144	16,431
Sorghum	*	*	*	*	*	-	-	1,800	350
Finger millet	*	*	*	7,783	6,192	-	-	6,496	5,273
Oats/'Aja'	-	-	-	-	-	-	-	-	-
Rice	*	*	*	*	*	-	-	*	*
Pulse	3,018	754	460	*	*	-	-	8,258	1,791
Horse/Faba beans	-	-	-	-	-	-	-	2,230	184
Field peas	-	-	-	-	-	-	-	*	*
White Haricot beans	*	*	*	*	*	-	-	*	*
Red Haricot beans	*	*	*	-	-	-	-	776	*
Chick peas	*	*	*	*	*	-	-	*	*
Lentiles	-	-	-	-	-	-	-	-	-
Vetch/Grass peas	-	-	-	-	-	-	-	-	-
Soya beans	1,915	493	316	*	*	-	-	3,824	813
Fenugreek	-	-	-	-	-	-	-	-	-
Mung bean/'Masho'	-	-	-	-	-	-	-	-	-
Gibto	-	-	-	-	-	-	-	-	-
Oil Seeds	708	*	*	*	*	-	-	6,954	2,476
Nueg	-	-	-	*	*	-	-	*	*
Linseed	*	*	*	-	-	-	-	322	*
Ground nuts	-	-	-	*	*	-	-	3,197	*
Safflower	-	-	-	-	-	-	-	*	*
Sesame	690	*	*	*	*	-	-	*	*
Rapeseed	-	-	-	-	-	-	-	*	*
Vegetables	*	*	-	*	*	*	*	5,526	*
Lettuce	-	-	-	-	-	-	-	-	-
Head Cabbage	*	*	-	-	-	-	-	*	*
Ethiopian Cabbage	-	-	-	-	-	-	-	*	*
Tomatoes	*	*	-	-	-	*	*	*	*
Green peppers	-	-	-	*	*	*	*	*	*
Red papers	*	*	-	-	-	*	*	*	*
Swiss chard	-	-	-	-	-	-	-	-	-
Root Crops	*	*	-	*	*	*	*	4,027	64
Beet root	*	*	-	-	-	-	-	*	*
Carrot	*	*	-	-	-	-	-	*	*
Onion	*	*	-	-	-	*	*	960	8
Potatoes	*	*	-	-	-	-	-	1,074	*
Yam	-	-	-	-	-	-	-	-	-
Garlic	-	-	-	*	*	-	-	*	*
Taro/'Godere'	-	-	-	-	-	-	-	*	*
Sweet potatoes	*	*	-	*	*	*	*	1,538	25
Other Temporary	*	*	-	*	*	*	*	2,680	72
Fruit Crops				*	*	7,864	*	1,722	*
Avocado				-	-	*	*	-	-
Bananas				*	*	5,692	*	574	*
Guava				-	-	*	*	-	-
Lemons				-	-	*	*	-	-
Mangos				*	*	3,413	*	*	*
Oranges				-	-	*	*	*	*
Papayas				*	*	*	*	-	-
Pineapples				-	-	-	-	-	-
Stimulant Crops	*	*	-	*	*	*	*	704	*
Chat				*	*	901	*	*	*
Coffee	*	*	-	-	-	*	*	*	*
Hops/'Gesho'				-	-	*	*	*	*
Enset				-	-	-	-		
Sugar Cane				-	-	2,318	*	*	*
Other Permanent				-	-	*	*	*	*

Table1.6.1 Number of Holders, Inputs Applied Area and Quantity of Inputs used

Metekel

Crop type	All Crop Area	All Fertilizers		Natural		DAP		
		Hectare	Quintal	Holder	Hectare	Holder	Hectare	Quintal
All	155,611	42,117	35,067	41,412	7,984	20,355	17,442	11,088
Cereals	100,688	35,171	31,893	33,269	6,004	18,278	14,670	9,558
Teff	17,136	9,301	5,967	1,739	648	9,464	7,969	5,601
Barley	730	681	*	2,771	317	1,031	*	*
Wheat	*	*	*	614	*	*	*	*
Maize	21,688	16,410	20,024	30,539	4,552	6,025	1,110	770
Sorghum	29,403	*	*	*	*	*	*	*
Finger millet	27,858	6,099	3,152	*	*	6,426	4,732	2,487
Oats/'Aja'	*	*	*	*	*	*	*	*
Rice	*	*	*	*	*	*	*	*
Pulse	10,632	3,303	1,226	10,792	923	4,423	*	*
Horse/Faba beans	514	503	*	5,377	391	1,290	*	*
Field peas	*	*	*	1,848	*	*	*	*
White Haricot beans	998	*	-	*	*	-	-	-
Red Haricot beans	1,861	*	*	*	*	*	*	*
Chick peas	*	-	-	-	-	-	-	-
Lentiles	30	19	-	1,075	19	-	-	-
Vetch/Grass peas	-	-	-	-	-	-	-	-
Soya beans	6,325	*	*	*	*	*	*	*
Fenugreek	*	*	-	*	*	-	-	-
Mung bean/'Masho'	*	-	-	-	-	-	-	-
Gibto	-	-	-	-	-	-	-	-
Oil Seeds	40,187	*	*	2,200	*	2,444	*	*
Nueg	1,750	*	-	*	*	-	-	-
Linseed	*	*	*	*	*	*	*	*
Ground nuts	13,789	*	*	*	*	*	*	*
Safflower	*	*	*	-	-	*	*	*
Sesame	24,197	*	*	*	*	*	*	*
Rapeseed	*	*	*	*	*	*	*	*
Vegetables	549	382	*	8,065	135	1,183	*	*
Lettuce	*	-	-	-	-	-	-	-
Head Cabbage	5	*	-	*	*	-	-	-
Ethiopian Cabbage	15	*	*	1,033	*	*	*	*
Tomatoes	*	*	*	*	*	-	-	-
Green peppers	8	*	-	852	*	-	-	-
Red papers	398	260	*	5,781	125	1,059	*	*
Swiss chard	*	-	-	-	-	-	-	-
Root Crops	380	146	17	11,721	126	1,012	14	*
Beet root	1	*	*	*	*	*	*	*
Carrot	*	-	-	-	-	-	-	-
Onion	*	*	*	*	*	*	*	*
Potatoes	88	49	*	1,993	37	*	*	*
Yam	*	-	-	-	-	-	-	-
Garlic	51	50	*	7,350	49	*	*	*
Taro/'Godere'	*	*	-	*	*	-	-	-
Sweet potatoes	*	25	*	2,589	19	*	*	*
Other Temporary	1,470	184	*	8,990	156	*	*	*
Fruit Crops	*	128		7,849	104			
Avocado	-	-	-	-	-	-	-	-
Bananas	*	26		3,109	*			
Guava	22	-	-	-	-	-	-	-
Lemons	*	*	*	*	*			
Mangos	227	75		4,670	61			
Oranges	19	*		*	*			
Papayas	45	6		1,469	4			
Pineapples	-	-	-	-	-			
Stimulant Crops	593	*		6,648	*			
Chat	*	*	*	*	*			
Coffee	*	*	*	*	*			
Hops/'Gesho'	98	*		5,413	*			
Enset	-	-	-	-	-			
Sugar Cane	*	*	*	*	*			
Other Permanent	*	*		3,346	*			

(Table 1.6.1 cont'd.)

Metekel

(Table 1.6.1 Cont'd.)

Metekel

Crop type	IMPROVED SEED			PESTICIDE		IRRIGATION		EXTENSION PACKAGE	
	Holder	Hectare	Quintal	Holder	Hectare	Holder	Hectare	Holder	Hectare
All	15,873	10,864	3,194	14,236	12,311	5,187	*	34,388	32,421
Cereals	14,992	9,886	2,885	13,329	11,693	*	*	31,651	28,374
Teff	1,096	*	*	4,875	4,007	-	-	10,650	8,971
Barley	-	-	-	*	*	-	-	*	*
Wheat	*	*	*	*	*	-	-	*	*
Maize	13,343	8,963	2,439	1,890	919	*	*	23,614	12,072
Sorghum	*	*	*	*	*	-	-	*	*
Finger millet	*	*	*	7,476	6,138	-	-	5,880	5,162
Oats/'Aja'	-	-	-	-	-	-	-	-	-
Rice	*	*	*	*	*	-	-	*	*
Pulse	693	390	*	*	*	-	-	4,606	1,206
Horse/Faba beans	-	-	-	-	-	-	-	2,230	184
Field peas	-	-	-	-	-	-	-	*	*
White Haricot beans	*	*	*	-	-	-	-	*	*
Red Haricot beans	*	*	*	-	-	-	-	702	*
Chick peas	-	-	-	-	-	-	-	-	-
Lentiles	-	-	-	-	-	-	-	-	-
Vetch/Grass peas	-	-	-	-	-	-	-	-	-
Soya beans	*	*	*	*	*	-	-	*	*
Fenugreek	-	-	-	-	-	-	-	-	-
Mung bean/'Masho'	-	-	-	-	-	-	-	-	-
Gibto	-	-	-	-	-	-	-	-	-
Oil Seeds	690	*	*	*	*	-	-	5,792	2,367
Nueg	-	-	-	*	*	-	-	*	*
Linseed	-	-	-	-	-	-	-	*	*
Ground nuts	-	-	-	*	*	-	-	*	*
Safflower	-	-	-	-	-	-	-	*	*
Sesame	690	*	*	*	*	-	-	*	*
Rapeseed	-	-	-	-	-	-	-	*	*
Vegetables	*	*	-	-	-	*	*	2,575	*
Lettuce	-	-	-	-	-	-	-	-	-
Head Cabbage	*	*	-	-	-	-	-	*	*
Ethiopian Cabbage	-	-	-	-	-	-	-	*	*
Tomatoes	*	*	-	-	-	*	*	*	*
Green peppers	-	-	-	-	-	*	*	-	-
Red papers	*	*	-	-	-	*	*	1,021	*
Swiss chard	-	-	-	-	-	-	-	-	-
Root Crops	*	*	-	-	-	*	*	3,037	48
Beet root	*	*	-	-	-	-	-	*	*
Carrot	*	*	-	-	-	-	-	*	*
Onion	*	*	-	-	-	*	*	529	*
Potatoes	*	*	-	-	-	-	-	*	*
Yam	-	-	-	-	-	-	-	-	-
Garlic	-	-	-	-	-	-	-	*	*
Taro/'Godere'	-	-	-	-	-	-	-	-	-
Sweet potatoes	-	-	-	-	-	*	*	*	*
Other Temporary	-	-	-	*	*	*	*	*	*
Fruit Crops				*	*	4,289	*	*	*
Avocado				-	-	-	-	-	-
Bananas				-	-	*	*	*	*
Guava				-	-	*	*	-	-
Lemons				-	-	*	*	-	-
Mangos				*	*	2,890	*	*	*
Oranges				-	-	*	*	-	-
Papayas				*	*	*	*	-	-
Pineapples				-	-	-	-	-	-
Stimulant Crops	-	-	-	-	-	*	*	*	*
Chat				-	-	*	*	-	-
Coffee	-	-	-	-	-	*	*	*	*
Hops/'Gesho'				-	-	*	*	*	*
Enset				-	-	-	-		
Sugar Cane				-	-	*	*	*	*
Other Permanent				-	-	*	*	*	*

Table1.6.2 Number of Holders, Inputs Applied Area and Quantity of Inputs used

Asosa

Crop type	All Crop Area	All Fertilizers		Natural		DAP		
		Hectare	Quintal	Holder	Hectare	Holder	Hectare	Quintal
All	59,826	13,707	7,269	32,054	4,581	12,469	5,108	2,570
Cereals	41,317	9,916	4,597	28,544	3,917	10,827	3,289	1,483
Teff	2,897	1,769	896	*	123	6,103	1,289	488
Barley	*	-	-	-	-	-	-	-
Wheat	-	-	-	-	-	-	-	-
Maize	13,410	4,964	2,714	24,181	2,333	4,973	683	562
Sorghum	22,972	2,662	*	10,768	1,405	2,961	*	*
Finger millet	1,997	486	150	*	*	1,920	383	105
Oats/'Aja'	-	-	-	-	-	-	-	-
Rice	*	*	*	-	-	-	-	-
Pulse	4,421	1,738	1,143	2,108	101	5,113	1,504	948
Horse/Faba beans	-	-	-	-	-	-	-	-
Field peas	*	-	-	-	-	-	-	-
White Haricot beans	229	*	*	*	*	*	*	*
Red Haricot beans	386	*	*	*	*	*	*	*
Chick peas	159	110	44	952	*	830	70	44
Lentiles	-	-	-	-	-	-	-	-
Vetch/Grass peas	*	-	-	-	-	-	-	-
Soya beans	3,618	1,564	1,044	775	*	4,722	1,382	*
Fenugreek	-	-	-	-	-	-	-	-
Mung bean/'Masho'	-	-	-	-	-	-	-	-
Gibto	-	-	-	-	-	-	-	-
Oil Seeds	9,280	284	80	*	*	1,571	*	*
Nueg	3,573	*	*	*	*	-	-	-
Linseed	147	*	*	-	-	*	*	*
Ground nuts	715	*	43	*	*	*	*	*
Safflower	*	*	-	*	*	-	-	-
Sesame	4,811	*	*	*	*	*	*	*
Rapeseed	-	-	-	-	-	-	-	-
Vegetables	*	*	*	5,781	94	2,972	*	*
Lettuce	-	-	-	-	-	-	-	-
Head Cabbage	*	*	*	*	*	*	*	*
Ethiopian Cabbage	8	*	*	*	*	*	*	*
Tomatoes	*	*	-	*	*	-	-	-
Green peppers	*	*	-	*	*	-	-	-
Red papers	*	*	*	4,399	80	2,972	*	*
Swiss chard	-	-	-	-	-	-	-	-
Root Crops	291	*	*	*	40	*	*	*
Beet root	*	*	-	*	*	-	-	-
Carrot	*	*	-	*	*	-	-	-
Onion	16	*	*	*	*	*	*	*
Potatoes	*	-	-	-	-	-	-	-
Yam	-	-	-	-	-	-	-	-
Garlic	*	*	-	*	*	-	-	-
Taro/'Godere'	*	*	-	*	*	-	-	-
Sweet potatoes	247	*	*	*	36	*	*	*
Other Temporary	952	*	*	7,896	*	*	*	*
Fruit Crops	1,160	*	*	4,771	*	*	*	*
Avocado	5	-	-	-	-	-	-	-
Bananas	289	*	*	980	*	*	*	*
Guava	62	*	*	*	*	*	*	*
Lemons	27	*	*	*	*	*	*	*
Mangos	707	*	*	*	*	*	*	*
Oranges	*	*	*	*	*	*	*	*
Papayas	12	*	*	*	*	*	*	*
Pineapples	-	-	-	-	-	-	-	-
Stimulant Crops	729	*	*	3,703	*	*	*	*
Chat	*	*	*	*	*	*	*	*
Coffee	233	*	*	*	*	*	*	*
Hops/'Gesho'	15	*	*	*	*	*	*	*
Enset	*	-	-	-	-	-	-	-
Sugar Cane	*	*	*	*	*	*	*	*
Other Permanent	*	*	*	*	*	*	*	*

(Table 1.6.2 cont'd.)

Asosa

(Table 1.6.2 Cont'd.)

Asosa

Table1.6.3 Number of Holders, Inputs Applied Area and Quantity of Inputs used

Kemashi

Crop type	All Crop Area	All Fertilizers		Natural		DAP		
		Hectare	Quintal	Holder	Hectare	Holder	Hectare	Quintal
All	33,121	4,473	*	5,165	1,096	666	455	137
Cereals	17,672	3,531	*	4,014	813	*	*	*
Teff	820	262	*	*	*	*	*	*
Barley	*	-	-	-	-	-	-	-
Wheat	-	-	-	-	-	-	-	-
Maize	7,165	3,081	*	3,754	606	*	*	*
Sorghum	9,429	166	*	651	*	*	*	*
Finger millet	244	*	*	*	*	-	-	-
Oats/'Aja'	*	*	-	*	*	-	-	-
Rice	*	-	-	-	-	-	-	-
Pulse	3,473	*	*	1,044	*	*	*	*
Horse/Faba beans	-	-	-	-	-	-	-	-
Field peas	-	-	-	-	-	-	-	-
White Haricot beans	211	*	*	*	*	*	*	*
Red Haricot beans	261	*	-	368	*	-	-	-
Chick peas	-	-	-	-	-	-	-	-
Lentiles	*	-	-	-	-	-	-	-
Vetch/Grass peas	-	-	-	-	-	-	-	-
Soya beans	*	-	-	-	-	-	-	-
Fenugreek	*	*	-	*	*	-	-	-
Mung bean/'Masho'	*	-	-	-	-	-	-	-
Gibto	-	-	-	-	-	-	-	-
Oil Seeds	10,946	662	76	975	163	*	*	*
Nueg	133	*	-	467	*	-	-	-
Linseed	*	-	-	-	-	-	-	-
Ground nuts	139	*	-	*	*	-	-	-
Safflower	-	-	-	-	-	-	-	-
Sesame	10,663	627	76	*	*	*	*	*
Rapeseed	-	-	-	-	-	-	-	-
Vegetables	183	20	*	855	14	-	-	-
Lettuce	-	-	-	-	-	-	-	-
Head Cabbage	*	-	-	-	-	-	-	-
Ethiopian Cabbage	3	*	-	*	*	-	-	-
Tomatoes	*	*	-	*	*	-	-	-
Green peppers	*	-	-	-	-	-	-	-
Red papers	179	19	*	656	*	-	-	-
Swiss chard	-	-	-	-	-	-	-	-
Root Crops	163	37	-	2,021	37	-	-	-
Beet root	*	*	-	*	*	-	-	-
Carrot	*	*	-	*	*	-	-	-
Onion	*	*	-	*	*	-	-	-
Potatoes	-	-	-	-	-	-	-	-
Yam	-	-	-	-	-	-	-	-
Garlic	*	*	-	*	*	-	-	-
Taro/'Godere'	*	-	-	-	-	-	-	-
Sweet potatoes	125	32	-	1,601	32	-	-	-
Other Temporary	606	*	*	1,081	21	-	-	-
Fruit Crops	52	3	-	380	*	-	-	-
Avocado	*	-	-	-	-	-	-	-
Bananas	22	*	-	*	*	-	-	-
Guava	*	-	-	-	-	-	-	-
Lemons	*	-	-	-	-	-	-	-
Mangos	23	*	-	285	*	-	-	-
Oranges	*	*	-	*	*	-	-	-
Papayas	*	*	-	*	*	-	-	-
Pineapples	-	-	-	-	-	-	-	-
Stimulant Crops	*	-	-	-	-	-	-	-
Chat	*	-	-	-	-	-	-	-
Coffee	*	-	-	-	-	-	-	-
Hops/'Gesho'	-	-	-	-	-	-	-	-
Enset	-	-	-	-	-	-	-	-
Sugar Cane	*	-	-	-	-	-	-	-
Other Permanent	*	-	-	-	-	-	-	-

(Table 1.6.3 cont'd.)

Kemashi

(Table 1.6.3 Cont'd.)

Kemashi

Table1.6.4 Number of Holders, Inputs Applied Area and Quantity of Inputs used

Mao-Komo Special

Crop type	All Crop Area	All Fertilizers		Natural		DAP		
		Hectare	Quintal	Holder	Hectare	Holder	Hectare	Quintal
All	10,810	1,055	476	5,375	642	495	64	23
Cereals	7,022	953	468	4,049	542	465	63	21
Teff	556	-	-	-	-	-	-	-
Barley	38	*	-	*	*	-	-	-
Wheat	260	181	232	*	*	-	-	-
Maize	3,016	710	229	3,924	486	402	49	20
Sorghum	2,460	39	*	281	19	*	*	*
Finger millet	692	*	-	*	*	-	-	-
Oats/'Aja'	*	*	-	*	*	-	-	-
Rice	-	-	-	-	-	-	-	-
Pulse	381	8	-	489	8	-	-	-
Horse/Faba beans	36	*	-	*	*	-	-	-
Field peas	*	-	-	-	-	-	-	-
White Haricot beans	*	*	-	*	*	-	-	-
Red Haricot beans	279	8	-	454	8	-	-	-
Chick peas	14	-	-	-	-	-	-	-
Lentiles	-	-	-	-	-	-	-	-
Vetch/Grass peas	-	-	-	-	-	-	-	-
Soya beans	*	-	-	-	-	-	-	-
Fenugreek	*	-	-	-	-	-	-	-
Mung bean/'Masho'	*	-	-	-	-	-	-	-
Gibto	-	-	-	-	-	-	-	-
Oil Seeds	1,784	4	*	167	*	*	*	*
Nueg	520	*	-	*	*	-	-	-
Linseed	92	*	*	*	*	*	*	*
Ground nuts	116	*	-	*	*	-	-	-
Safflower	-	-	-	-	-	-	-	-
Sesame	1,051	*	-	*	*	-	-	-
Rapeseed	*	*	*	-	-	-	-	-
Vegetables	46	*	-	309	*	-	-	-
Lettuce	-	-	-	-	-	-	-	-
Head Cabbage	*	*	-	*	*	-	-	-
Ethiopian Cabbage	14	*	-	197	*	-	-	-
Tomatoes	*	-	-	-	-	-	-	-
Green peppers	1	*	-	*	*	-	-	-
Red papers	11	*	-	*	*	-	-	-
Swiss chard	-	-	-	-	-	-	-	-
Root Crops	124	32	*	2,346	31	-	-	-
Beet root	*	-	-	-	-	-	-	-
Carrot	-	-	-	-	-	-	-	-
Onion	13	*	-	*	*	-	-	-
Potatoes	*	*	*	-	-	-	-	-
Yam	-	-	-	-	-	-	-	-
Garlic	-	-	-	-	-	-	-	-
Taro/'Godere'	19	6	-	787	6	-	-	-
Sweet potatoes	87	23	-	1,624	23	-	-	-
Other Temporary	186	17	*	1,982	17	*	*	*
Fruit Crops	161	18	-	977	18	-	-	-
Avocado	1	*	-	*	*	-	-	-
Bananas	89	13	-	525	13	-	-	-
Guava	*	-	-	-	-	-	-	-
Lemons	1	*	-	*	*	-	-	-
Mangos	36	*	-	241	*	-	-	-
Oranges	31	2	-	357	2	-	-	-
Papayas	3	*	-	*	*	-	-	-
Pineapples	*	-	-	-	-	-	-	-
Stimulant Crops	1,077	19	-	423	18	-	-	-
Chat	651	*	-	268	*	-	-	-
Coffee	426	*	-	220	*	-	-	-
Hops/'Gesho'	*	-	-	-	-	-	-	-
Enset	12	*	-	*	*	-	-	-
Sugar Cane	14	*	-	*	*	-	-	-
Other Permanent	*	*	-	*	*	-	-	-

(Table 1.6.4 cont'd.)

Mao-Komo Special

(Table 1.6.4 Cont'd.)

Mao-Komo Special

Table1.7 Number of Holders, Inputs Applied Area and Quantity of Inputs used

S.N.N.P. Region

Crop type	All Crop Area	All Fertilizers		Natural		DAP		
		Hectare	Quintal	Holder	Hectare	Holder	Hectare	Quintal
All	1,830,695	1,166,578	980,607	3,195,918	450,222	1,109,371	209,915	162,291
Cereals	883,291	602,277	776,530	519,035	34,838	639,840	130,287	99,006
Teff	238,539	186,881	201,313	29,870	2,692	263,427	53,784	38,011
Barley	73,615	46,596	46,644	94,051	7,614	137,065	16,028	11,227
Wheat	137,295	125,176	209,782	28,283	1,124	123,382	19,244	17,661
Maize	310,243	208,566	282,264	296,144	13,992	223,353	33,942	26,279
Sorghum	116,887	30,455	30,608	155,992	9,069	58,344	5,454	4,112
Finger millet	4,287	3,169	3,948	8,897	235	22,284	1,535	1,416
Oats/'Aja'	301	142	127	*	*	*	*	*
Rice	*	*	*	*	*	*	*	*
Pulse	219,503	112,064	99,294	739,319	27,762	604,195	56,402	45,185
Horse/Faba beans	66,590	31,449	26,481	226,912	7,939	174,769	16,798	15,425
Field peas	50,155	17,925	12,008	97,732	5,598	80,476	8,340	5,861
White Haricot beans	1,593	769	1,039	14,111	206	7,682	220	237
Red Haricot beans	94,607	59,978	58,422	478,601	13,315	385,936	30,319	23,188
Chick peas	5,662	1,525	976	*	*	9,472	486	289
Lentiles	466	168	116	2,854	40	2,436	89	62
Vetch/Grass peas	89	*	*	*	*	*	*	*
Soya beans	152	*	*	*	*	*	*	*
Fenugreek	155	91	*	7,906	23	*	*	*
Mung bean/'Masho'	*	*	*	-	-	*	*	*
Gibto	*	*	-	*	*	-	-	-
Oil Seeds	8,138	1,717	1,538	18,192	433	8,157	477	330
Nueg	*	*	-	*	*	-	-	-
Linseed	732	280	208	9,655	138	3,140	38	28
Ground nuts	202	42	*	*	*	*	*	*
Safflower	143	*	*	*	*	*	*	*
Sesame	6,366	1,162	1,272	*	*	4,196	426	296
Rapeseed	*	*	*	3,322	*	*	*	*
Vegetables	35,457	30,111	27,783	1,490,404	16,836	101,125	2,723	3,277
Lettuce	*	*	-	*	*	-	-	-
Head Cabbage	903	730	894	43,123	289	*	*	*
Ethiopian Cabbage	18,878	15,575	1,993	1,411,040	14,131	60,422	887	981
Tomatoes	1,055	508	*	21,869	276	*	*	*
Green peppers	1,417	766	343	112,722	495	15,086	165	*
Red papers	13,162	12,494	24,175	46,979	*	26,721	1,507	1,961
Swiss chard	36	*	*	6,239	*	-	-	-
Root Crops	90,299	56,607	17,895	1,234,913	45,430	148,248	5,101	5,078
Beet root	637	488	*	49,479	286	4,778	*	*
Carrot	406	321	*	20,180	79	6,346	*	*
Onion	1,183	582	*	68,285	361	1,639	*	*
Potatoes	10,727	9,502	11,883	145,092	3,320	85,173	2,780	3,024
Yam	3,628	2,340	*	194,346	2,238	*	*	*
Garlic	706	*	*	43,676	*	*	*	*
Taro/'Godere'	42,345	24,732	2,200	781,336	22,798	19,433	533	654
Sweet potatoes	30,667	18,068	2,675	539,450	15,780	37,049	*	*
Other Temporary	33,472	14,106	4,086	740,288	11,729	30,278	746	749
Fruit Crops	53,010	25,160		1,261,661	23,398			
Avocado	9,502	5,033		557,791	4,898			
Bananas	37,077	17,488		908,036	15,947			
Guava	302	94		29,716	92			
Lemons	250	108		22,201	106			
Mangos	4,041	1,694		226,748	1,623			
Oranges	685	270		71,983	267			
Papayas	945	436		114,515	429			
Pineapples	209	37		10,270	37			
Stimulant Crops	234,861	119,036		1,896,316	93,177			
Chat	69,505	46,429		550,986	30,293			
Coffee	163,874	72,144		1,691,909	62,467			
Hops/'Gesho'	1,481	462		60,674	417			
Enset	249,105	194,173		2,781,255	190,170			
Sugar Cane	19,286	9,649		406,485	5,333			
Other Permanent	4,273	1,678		263,235	1,117			

(Table 1.7.cont'd.)

S.N.N.P. Region

Crop type	UREA			UREA + DAP			INDIGENOUS SEED		
	Holder	Hectare	Quintal	Holder	Hectare	Quintal	Holder	Hectare	Quintal
All	169,087	22,060	15,782	1,376,718	484,382	802,534	3,988,854	1,633,287	622,069
Cereals	42,307	10,323	5,318	1,251,652	426,829	672,206	2,180,695	695,601	512,010
Teff	21,088	5,954	3,054	462,731	124,450	160,247	921,296	227,450	107,030
Barley	5,742	589	416	213,674	22,365	35,001	579,854	71,836	80,104
Wheat	2,467	183	136	437,933	104,625	191,985	558,382	120,394	227,344
Maize	12,208	*	*	659,616	158,355	254,886	853,862	152,949	60,763
Sorghum	7,492	1,121	424	120,271	14,812	26,072	720,824	116,486	32,417
Finger millet	*	*	*	17,395	1,379	2,520	64,251	4,062	1,977
Oats/'Aja'	*	*	*	*	*	*	9,948	301	337
Rice	*	*	*	*	*	*	8,245	*	*
Pulse	37,959	1,932	1,329	336,186	25,967	52,780	2,061,672	216,472	108,559
Horse/Faba beans	9,179	437	272	104,021	6,277	10,784	800,644	66,227	69,131
Field peas	4,385	139	81	58,390	3,848	6,067	425,796	50,015	34,165
White Haricot									
beans	*	*	*	7,256	341	800	46,895	1,575	944
Red Haricot beans	27,994	1,308	927	199,071	15,037	34,307	1,249,856	92,167	-
Chick peas	*	*	*	4,362	*	*	48,403	5,620	3,786
Lentiles	-	-	-	1,940	*	54	13,868	458	350
Vetch/Grass peas	-	-	-	-	-	-	2,160	89	*
Soya beans	-	-	-	*	*	*	10,708	*	*
Fenugreek	*	*	*	1,668	*	*	16,898	155	41
Mung bean/'Masho'	-	-	-	-	-	-	*	*	-
Gibto	-	-	-	-	-	-	*	*	*
Oil Seeds	*	*	*	9,532	794	1,200	82,521	6,446	1,500
Nueg	-	-	-	-	-	-	2,128	*	53
Linseed	-	-	-	4,393	*	180	39,446	732	441
Ground nuts	*	*	*	*	*	*	6,682	202	70
Safflower	*	*	*	*	*	*	7,311	143	*
Sesame	*	*	*	4,449	676	973	20,253	4,674	803
Rapeseed	-	-	-	-	-	-	8,357	*	*
Vegetables	23,937	902	696	98,761	9,650	23,810	1,963,466	35,241	-
Lettuce	-	-	-	-	-	-	1,806	*	-
Head Cabbage	*	*	*	10,833	331	801	74,774	794	-
Ethiopian Cabbage	12,797	205	161	29,913	351	851	1,778,277	18,869	-
Tomatoes	-	-	-	*	*	*	37,276	963	-
Green peppers	*	*	*	*	*	*	227,666	1,416	-
Red papers	5,448	*	*	61,791	8,774	21,750	161,127	13,158	-
Swiss chard	-	-	-	*	*	*	7,847	36	-
Root Crops	30,317	1,396	1,174	102,020	4,681	11,644	1,988,271	89,864	-
Beet root	*	*	*	4,714	*	105	91,105	624	-
Carrot	*	*	*	6,741	*	*	40,609	398	-
Onion	*	*	*	3,304	*	*	114,419	1,115	-
Potatoes	3,542	38	33	51,733	3,364	8,826	329,305	10,720	-
Yam	-	-	-	*	*	*	297,967	3,623	-
Garlic	*	*	*	*	*	*	77,480	706	-
Taro/'Godere'	19,797	1,104	936	10,630	297	610	1,201,407	42,244	-
Sweet potatoes	5,716	*	112	28,216	635	1,446	900,657	30,433	-
Other Temporary	*	*	*	45,489	1,467	3,247	1,219,845	33,425	-
Fruit Crops							1,979,852	52,943	
Avocado							943,373	9,474	
Bananas							1,504,207	37,044	
Guava							73,885	302	
Lemons							53,902	249	
Mangos							467,498	4,035	
Oranges							141,662	685	
Papayas							240,532	945	
Pineapples							31,172	209	
Stimulant Crops							2,768,366	230,848	
Chat							1,081,777	69,304	
Coffee							2,462,797	160,064	
Hops/'Gesho'							184,373	1,481	
Enset							3,405,573	248,893	
Sugar Cane							811,744	19,286	
Other Permanent							569,552	4,267	

(Table 1.7 Cont'd.)

S.N.N.P. Region

Crop type	IMPROVED SEED			PESTICIDE		IRRIGATION		EXTENSION PACKAGE	
	Holder	Hectare	Quintal	Holder	Hectare	Holder	Hectare	Holder	Hectare
All	827,151	197,408	89,910	680,109	248,361	135,570	43,982	1,277,448	410,119
Cereals	727,003	187,689	82,162	620,071	235,534	50,606	18,581	1,072,368	343,912
Teff	56,708	11,090	4,677	351,438	103,909	7,278	1,978	382,208	100,019
Barley	14,103	1,779	2,891	115,539	13,001	*	*	152,454	16,478
Wheat	89,253	16,901	30,923	324,820	92,578	*	*	268,436	62,727
Maize	627,794	157,294	43,423	34,908	8,643	47,502	15,819	555,827	148,653
Sorghum	5,288	402	182	56,536	14,887	*	692	108,966	14,137
Finger millet	*	*	*	10,540	794	*	*	7,540	738
Oats/'Aja'	-	-	-	*	*	-	-	1,253	36
Rice	-	-	-	*	*	-	-	*	*
Pulse	52,018	3,030	*	40,792	4,889	13,428	*	421,859	40,469
Horse/Faba beans	4,862	363	414	24,795	2,400	*	*	117,975	11,002
Field peas	*	*	*	10,226	1,120	*	*	53,532	3,861
White Haricot beans	*	*	*	*	*	*	*	7,233	311
Red Haricot beans	45,567	2,439	*	8,774	*	11,477	*	276,854	23,665
Chick peas	*	*	*	*	*	*	*	14,535	1,481
Lentiles	*	*	*	-	-	-	-	1,777	*
Vetch/Grass peas	-	-	-	-	-	-	-	*	*
Soya beans	*	*	*	-	-	-	-	*	*
Fenugreek	-	-	-	*	*	-	-	*	*
Mung bean/'Masho'	-	-	-	-	-	-	-	*	*
Gibto	-	-	-	-	-	-	-	-	-
Oilseeds	11,975	1,692	217	3,580	63	2,665	*	19,257	1,972
Nueg	-	-	-	-	-	-	-	*	*
Linseed	-	-	-	3,330	31	-	-	3,100	*
Ground nuts	-	-	-	-	-	*	*	*	*
Safflower	-	-	-	-	-	-	-	*	*
Sesame	11,975	1,692	217	*	*	2,665	*	13,843	1,899
Rapeseed	-	-	-	-	-	-	-	*	*
Vegetables	9,227	*	-	23,463	933	15,763	*	81,747	5,431
Lettuce	-	-	-	-	-	-	-	*	*
Head Cabbage	4,678	*	-	*	*	*	*	10,694	217
Ethiopian Cabbage	*	*	-	13,612	172	7,853	66	40,134	770
Tomatoes	3,130	*	-	*	*	4,945	284	4,013	292
Green peppers	*	*	-	*	*	*	*	5,168	*
Red papers	*	*	-	4,991	508	*	*	32,709	4,046
Swiss chard	*	*	-	-	-	-	-	*	*
Root Crops	17,709	435	-	42,624	2,883	23,361	*	185,374	8,022
Beet root	2,454	*	-	*	*	*	*	11,996	103
Carrot	3,152	8	-	*	*	*	*	10,148	*
Onion	3,517	*	-	*	*	4,657	*	8,411	*
Potatoes	*	*	-	39,118	2,629	*	*	77,394	3,476
Yam	*	*	-	-	-	-	-	*	*
Garlic	-	-	-	*	*	*	*	2,692	*
Taro/'Godere'	*	*	-	*	*	4,101	*	71,858	2,956
Sweet potatoes	6,887	*	-	*	*	12,332	*	33,966	1,157
Other Temporary	2,382	*	-	5,542	*	21,812	*	59,119	1,700
Fruit Crops				3,057	*	53,187	*	45,924	1,249
Avocado				*	*	14,133	197	9,700	*
Bananas				*	*	41,477	*	32,148	1,016
Guava				-	-	1,176	*	*	*
Lemons				-	-	7,061	*	*	*
Mangos				*	*	25,929	*	6,180	93
Oranges				-	-	*	*	*	*
Papayas				*	*	8,085	*	1,628	*
Pineapples				-	-	-	-	-	-
Stimulant Crops	41,645	4,012	-	44,776	3,662	75,926	4,782	109,066	5,499
Chat				30,270	2,199	*	*	34,476	*
Coffee	38,936	3,811	-	16,348	1,463	47,039	1,954	82,929	*
Hops/'Gesho'				-	-	*	*	*	*
Enset				9,772	239	45,462	1,988		
Sugar Cane				*	*	22,826	*	7,055	*
Other Permanent				*	*	17,060	262	16,636	549

Table1.7.1 Number of Holders, Inputs Applied Area and Quantity of Inputs used

Gurage

Crop type	All Crop Area	All Fertilizers		Natural		DAP		
		Hectare	Quintal	Holder	Hectare	Holder	Hectare	Quintal
All	136,503	123,108	95,975	163,965	26,773	41,753	*	10,470
Cereals	97,712	91,247	86,304	34,949	3,319	28,698	*	8,822
Teff	33,420	*	24,669	1,182	*	8,679	*	*
Barley	9,851	9,551	12,513	12,279	*	9,967	1,769	1,265
Wheat	*	*	*	3,960	*	6,945	*	*
Maize	27,464	26,650	30,034	18,934	1,522	9,757	*	*
Sorghum	*	1,989	*	2,577	*	1,773	*	*
Finger millet	*	-	-	-	-	-	-	-
Oats/'Aja'	*	*	*	*	*	*	*	*
Rice	*	*	*	-	-	-	-	-
Pulse	11,929	*	3,939	44,516	*	17,459	*	1,429
Horse/Faba beans	*	*	1,305	40,352	1,900	*	*	*
Field peas	*	*	*	4,737	*	4,510	*	*
White Haricot beans	*	*	-	*	*	-	-	-
Red Haricot beans	1,153	1,030	*	*	*	*	*	*
Chick peas	*	*	*	*	*	-	-	-
Lentiles	*	*	-	*	*	-	-	-
Vetch/Grass peas	*	*	*	*	*	*	*	*
Soya beans	-	-	-	-	-	-	-	-
Fenugreek	-	-	-	-	-	-	-	-
Mung bean/'Masho'	-	-	-	-	-	-	-	-
Gibto	-	-	-	-	-	-	-	-
Oil Seeds	*	*	*	*	*	*	*	*
Nueg	*	*	-	*	*	-	-	-
Linseed	*	*	*	-	-	*	*	*
Ground nuts	*	-	-	-	-	-	-	-
Safflower	*	*	*	-	-	-	-	-
Sesame	-	-	-	-	-	-	-	-
Rapeseed	*	*	-	*	*	-	-	-
Vegetables	4,178	3,582	*	87,050	1,208	*	*	*
Lettuce	-	-	-	-	-	-	-	-
Head Cabbage	*	*	*	*	*	-	-	-
Ethiopian Cabbage	1,611	1,115	*	84,733	1,080	*	*	*
Tomatoes	*	*	*	*	*	-	-	-
Green peppers	*	*	-	*	*	-	-	-
Red papers	*	*	*	*	*	*	*	*
Swiss chard	*	*	*	*	*	-	-	-
Root Crops	813	780	*	43,173	482	4,869	141	171
Beet root	*	*	*	*	*	*	*	*
Carrot	3	3	-	2,633	3	-	-	-
Onion	*	*	*	2,706	*	-	-	-
Potatoes	276	263	*	5,042	*	3,889	133	*
Yam	*	*	-	*	*	-	-	-
Garlic	*	*	*	*	*	*	*	*
Taro/'Godere'	300	284	*	23,278	256	*	*	*
Sweet potatoes	*	-	-	-	-	-	-	-
Other Temporary	296	247	*	25,217	226	*	*	*
Fruit Crops	624	489	*	49,710	486	*	*	*
Avocado	240	204	*	34,447	204	*	*	*
Bananas	141	110	*	14,795	110	*	*	*
Guava	9	7	*	1,758	*	*	*	*
Lemons	*	*	*	3,422	*	*	*	*
Mangos	52	39	*	7,885	39	*	*	*
Oranges	117	79	*	13,815	79	*	*	*
Papayas	24	14	*	5,426	13	*	*	*
Pineapples	*	*	*	*	*	*	*	*
Stimulant Crops	6,932	4,647	*	88,877	4,535	*	*	*
Chat	4,402	2,638	*	48,735	2,554	*	*	*
Coffee	2,222	1,907	*	70,418	1,882	*	*	*
Hops/'Gesho'	308	102	*	18,613	99	*	*	*
Enset	13,267	13,046	*	142,075	13,014	*	*	*
Sugar Cane	*	*	*	9,386	*	*	*	*
Other Permanent	116	83	*	20,887	83	*	*	*

(Table 1.7.1 cont'd.)

Gurage									
Crop type	UREA			UREA + DAP			INDIGENOUS SEED		
	Holder	Hectare	Quintal	Holder	Hectare	Quintal	Holder	Hectare	Quintal
All	9,595	*	*	108,471	70,397	84,328	190,114	108,636	73,279
Cereals	6,145	*	*	107,030	67,125	76,741	134,234	70,110	*
Teff	*	*	*	36,440	21,456	20,972	46,216	32,130	10,953
Barley	*	*	*	41,692	6,582	*	58,988	9,700	13,033
Wheat	*	*	*	35,435	*	*	42,740	*	*
Maize	*	*	*	40,438	22,005	28,103	35,040	3,815	2,363
Sorghum	*	*	*	6,166	1,001	*	16,303	*	*
Finger millet	-	-	-	-	-	-	*	*	*
Oats/'Aja'	-	-	-	*	*	*	1,564	*	*
Rice	-	-	-	*	*	*	*	*	*
Pulse	*	*	*	12,215	1,146	2,466	78,306	11,906	7,718
Horse/Faba beans	*	*	*	5,772	317	686	61,628	*	3,688
Field peas	*	*	*	4,333	*	*	14,793	*	*
White Haricot	-	-	-	-	-	-	*	*	*
beans	-	-	-	*	*	*	12,705	1,153	-
Red Haricot beans	*	*	*	*	*	*	*	*	*
Chick peas	-	-	-	-	-	-	*	*	*
Lentiles	-	-	-	-	-	-	*	*	*
Vetch/Grass peas	-	-	-	-	-	-	*	*	*
Soya beans	-	-	-	-	-	-	-	-	-
Fenugreek	-	-	-	-	-	-	-	-	-
Mung bean/'Masho'	-	-	-	-	-	-	-	-	-
Gibto	-	-	-	-	-	-	-	-	-
Oile Seeds	*	*	*	*	*	*	5,232	*	*
Nueg	-	-	-	-	-	-	*	*	*
Linseed	-	-	-	*	*	*	*	*	*
Ground nuts	-	-	-	-	-	-	*	*	-
Safflower	*	*	*	-	-	-	*	*	*
Sesame	-	-	-	-	-	-	-	-	-
Rapeseed	-	-	-	-	-	-	*	*	*
Vegetables	*	*	*	9,053	*	*	105,122	4,041	-
Lettuce	-	-	-	-	-	-	-	-	-
Head Cabbage	-	-	-	*	*	*	*	*	-
Ethiopian Cabbage	*	*	*	*	*	*	96,593	1,611	-
Tomatoes	-	-	-	*	*	*	1,149	*	-
Green peppers	-	-	-	*	-	-	*	*	-
Red papers	*	*	*	*	*	*	12,299	*	-
Swiss chard	-	-	-	*	*	*	*	*	-
Root Crops	*	*	*	3,235	*	*	50,868	753	-
Beet root	-	-	-	-	-	-	*	*	-
Carrot	-	-	-	-	-	-	2,138	*	-
Onion	-	-	-	*	*	*	2,492	*	-
Potatoes	-	-	-	1,865	*	*	11,465	276	-
Yam	-	-	-	-	-	-	*	*	-
Garlic	-	-	-	-	-	-	13,280	*	-
Taro/'Godere'	*	*	*	*	*	*	25,592	300	-
Sweet potatoes	-	-	-	-	-	-	*	*	-
Other Temporary	-	-	-	*	*	*	36,203	296	-
Fruit Crops							62,709	619	
Avocado							40,966	237	
Bananas							21,150	141	
Guava							3,432	9	
Lemons							5,738	*	
Mangos							10,767	50	
Oranges							21,634	117	
Papayas							10,336	24	
Pineapples							*	*	
Stimulant Crops							99,453	6,903	
Chat							62,429	4,399	
Coffee							73,686	2,197	
Hops/'Gesho'							24,809	308	
Enset							147,438	13,257	
Sugar Cane							11,565	*	
Other Permanent							27,373	115	

(Table 1.7.1 Cont'd.)

Gurage

Crop type	IMPROVED SEED			PESTICIDE		IRRIGATION		EXTENSION PACKAGE	
	Holder	Hectare	Quintal	Holder	Hectare	Holder	Hectare	Holder	Hectare
All	54,387	27,867	8,207	41,843	*	*	*	89,886	63,663
Cereals	46,492	27,602	8,187	37,727	*	-	-	81,180	58,327
Teff	6,022	1,291	534	22,106	*	-	-	23,920	*
Barley	*	*	*	3,316	*	-	-	22,726	1,885
Wheat	5,600	*	*	25,034	*	-	-	22,340	*
Maize	38,760	23,649	3,762	*	*	-	-	42,710	22,776
Sorghum	-	-	-	*	*	-	-	*	*
Finger millet	-	-	-	*	*	-	-	*	*
Oats/'Aja'	-	-	-	-	-	-	-	*	*
Rice	-	-	-	-	-	-	-	-	-
Pulse	*	*	*	1,670	*	*	*	16,253	1,631
Horse/Faba beans	-	-	-	*	*	*	*	8,160	*
Field peas	-	-	-	*	*	-	-	*	*
White Haricot beans	*	*	-	-	-	-	-	-	-
Red Haricot beans	-	-	-	-	-	-	-	6,349	*
Chick peas	*	*	*	*	*	-	-	*	*
Lentiles	-	-	-	-	-	-	-	*	*
Vetch/Grass peas	-	-	-	-	-	-	-	*	*
Soya beans	-	-	-	-	-	-	-	-	-
Fenugreek	-	-	-	-	-	-	-	-	-
Mung bean/'Masho'	-	-	-	-	-	-	-	-	-
Gibto	-	-	-	-	-	-	-	-	-
Oil Seeds	-	-	-	-	-	-	-	*	*
Nueg	-	-	-	-	-	-	-	-	-
Linseed	-	-	-	-	-	-	-	-	-
Ground nuts	-	-	-	-	-	-	-	-	-
Safflower	-	-	-	-	-	-	-	*	*
Sesame	-	-	-	-	-	-	-	-	-
Rapeseed	-	-	-	-	-	-	-	*	*
Vegetables	*	*	-	*	*	*	*	17,311	*
Lettuce	-	-	-	-	-	-	-	-	-
Head Cabbage	*	*	-	*	*	*	*	*	*
Ethiopian Cabbage	-	-	-	*	*	*	*	6,612	*
Tomatoes	958	*	-	*	*	*	*	*	*
Green peppers	*	*	-	-	-	-	-	-	-
Red papers	-	-	-	-	-	-	*	*	*
Swiss chard	*	*	-	-	-	-	-	*	*
Root Crops	*	*	-	*	*	*	*	*	*
Beet root	*	*	-	-	-	*	*	-	-
Carrot	*	*	-	-	-	-	-	*	*
Onion	*	*	-	*	*	*	*	*	*
Potatoes	-	-	-	-	-	*	*	*	*
Yam	-	-	-	-	-	-	-	-	-
Garlic	-	-	-	-	-	-	-	*	*
Taro/'Godere'	-	-	-	-	-	-	-	*	*
Sweet potatoes	-	-	-	-	-	-	-	-	-
Other Temporary	-	-	-	-	-	-	-	*	*
Fruit Crops				-	-	*	*	*	7
Avocado				-	-	*	*	*	*
Bananas				-	-	*	*	*	*
Guava				-	-	*	*	*	*
Lemons				-	-	*	*	-	-
Mangos				-	-	*	*	-	-
Oranges				-	-	-	-	*	*
Papayas				-	-	*	*	*	*
Pineapples				-	-	-	-	-	-
Stimulant Crops	*	*	-	*	*	*	*	10,969	*
Chat				*	*	*	*	*	*
Coffee	*	*	-	*	*	*	*	*	89
Hops/'Gesho'				-	-	*	*	*	*
Enset				1,371	*	*	*	*	*
Sugar Cane				-	-	*	*	*	*
Other Permanent				-	-	-	-	*	*

Table1.7.2 Number of Holders, Inputs Applied Area and Quantity of Inputs used

Hadiya

Crop type	All Crop Area	All Fertilizers		Natural		DAP		
		Hectare	Quintal	Holder	Hectare	Holder	Hectare	Quintal
All	161,794	148,596	180,145	315,609	39,222	149,672	27,112	27,452
Cereals	105,809	99,224	157,955	77,634	5,009	106,133	17,664	17,047
Teff	32,139	31,658	41,622	4,383	*	35,490	6,098	5,521
Barley	5,776	5,603	8,429	5,682	130	30,835	1,717	2,125
Wheat	37,665	37,535	80,827	*	*	31,746	3,744	5,270
Maize	22,734	20,954	25,010	39,833	2,467	46,259	5,648	3,574
Sorghum	7,070	3,136	*	38,300	2,039	*	*	*
Finger millet	*	*	*	*	*	*	*	*
Oats/'Aja'	*	*	-	*	*	-	-	-
Rice	-	-	-	-	-	-	-	-
Pulse	14,784	13,729	15,656	46,624	1,667	72,684	8,161	8,830
Horse/Faba beans	8,166	8,048	9,742	16,742	*	56,776	5,240	5,975
Field peas	4,309	4,129	4,398	3,367	*	22,035	2,437	2,334
White Haricot beans	*	*	*	*	*	*	*	*
Red Haricot beans	2,217	*	*	27,430	704	8,303	*	*
Chick peas	*	*	-	*	*	-	-	-
Lentiles	*	*	*	*	*	*	*	*
Vetch/Grass peas	*	-	-	-	-	-	-	-
Soya beans	-	-	-	-	-	-	-	-
Fenugreek	*	*	*	*	*	*	*	*
Mung bean/'Masho'	-	-	-	-	-	-	-	-
Gibto	-	-	-	-	-	-	-	-
Oil Seeds	74	*	*	*	*	*	*	*
Nueg	-	-	-	-	-	-	-	-
Linseed	*	*	*	*	*	*	*	*
Ground nuts	-	-	-	-	-	-	-	-
Safflower	-	-	-	-	-	-	-	-
Sesame	-	-	-	-	-	-	-	-
Rapeseed	*	*	*	*	*	*	*	*
Vegetables	4,258	3,830	1,367	233,437	2,973	13,295	519	646
Lettuce	-	-	-	-	-	-	-	-
Head Cabbage	142	132	*	10,633	81	*	*	*
Ethiopian Cabbage	2,866	2,796	198	231,915	2,621	4,294	45	*
Tomatoes	*	*	*	4,569	18	*	*	*
Green peppers	82	*	*	13,274	34	*	*	*
Red papers	817	757	983	5,806	*	7,573	383	*
Swiss chard	*	*	-	*	*	-	-	-
Root Crops	4,122	3,578	1,758	111,024	2,647	13,647	508	*
Beet root	114	66	*	21,983	56	-	-	-
Carrot	9	5	-	4,360	5	-	-	-
Onion	*	*	-	13,253	*	-	-	-
Potatoes	1,233	1,215	1,643	18,108	350	12,202	481	*
Yam	*	*	-	*	*	-	-	-
Garlic	*	*	*	1,935	*	*	*	*
Taro/'Godere'	2,453	1,993	*	64,366	1,940	*	*	*
Sweet potatoes	*	*	-	13,211	*	-	-	-
Other Temporary	833	667	*	81,718	615	*	*	*
Fruit Crops	2,845	2,419		121,472	2,243			
Avocado	517	407		58,113	385			
Bananas	2,126	1,825		88,503	1,673			
Guava	*	*		*	*			
Lemons	*	*		*	*			
Mangos	*	*		15,567	*			
Oranges	19	19		5,784	*			
Papayas	34	27		11,506	27			
Pineapples	-	-		-	-			
Stimulant Crops	7,868	4,943		137,075	4,256			
Chat	1,407	1,004		35,537	877			
Coffee	6,416	3,905		119,075	3,346			
Hops/'Gesho'	45	*		7,933	*			
Enset	18,914	18,664		277,259	18,653			
Sugar Cane	2,168	1,439		48,833	1,086			
Other Permanent	120	61		27,975	61			

(Table 1.7.2 cont'd.)

Hadiya									
Crop type	UREA			UREA + DAP			INDIGENOUS SEED		
	Holder	Hectare	Quintal	Holder	Hectare	Quintal	Holder	Hectare	Quintal
All	10,813	630	461	222,816	81,631	152,232	327,586	147,511	140,218
Cereals	*	*	*	217,293	76,057	140,574	279,789	91,786	121,423
Teff	4,088	*	*	109,811	24,914	35,841	139,550	31,366	16,354
Barley	-	-	-	40,450	3,756	6,304	77,953	5,640	12,151
Wheat	-	-	-	137,015	33,680	75,557	154,051	34,438	84,159
Maize	*	*	*	63,635	12,787	21,386	90,072	12,901	6,531
Sorghum	*	*	*	*	*	*	94,639	7,028	2,044
Finger millet	-	-	-	*	*	*	9,577	*	*
Oats/'Aja'	-	-	-	-	-	-	*	*	-
Rice	-	-	-	-	-	-	-	-	-
Pulse	*	*	*	39,729	3,900	6,825	158,130	14,639	18,755
Horse/Faba beans	-	-	-	28,526	2,040	3,767	101,684	8,021	13,419
Field peas	-	-	-	14,895	1,519	2,063	42,567	4,309	5,296
White Haricot beans	-	-	-	-	-	-	*	*	*
Red Haricot beans	*	*	*	5,312	*	*	51,253	2,217	-
Chick peas	-	-	-	-	-	-	*	*	*
Lentiles	-	-	-	-	-	-	*	*	*
Vetch/Grass peas	-	-	-	-	-	-	*	*	*
Soya beans	-	-	-	-	-	-	-	-	-
Fenugreek	-	-	-	*	*	*	*	*	*
Mung bean/'Masho"	-	-	-	-	-	-	-	-	-
Gibto	-	-	-	-	-	-	-	-	-
Oilseeds	-	-	-	*	*	*	6,001	74	*
Nueg	-	-	-	-	-	-	-	-	-
Linseed	-	-	-	*	*	*	4,434	*	*
Ground nuts	-	-	-	-	-	-	-	-	-
Safflower	-	-	-	-	-	-	-	-	-
Sesame	-	-	-	-	-	-	-	-	-
Rapeseed	-	-	-	-	-	-	*	*	*
Vegetables	*	*	*	11,600	304	694	253,165	4,212	-
Lettuce	-	-	-	-	-	-	-	-	-
Head Cabbage	-	-	-	*	*	*	14,794	142	-
Ethiopian Cabbage	*	*	*	8,189	*	119	248,100	2,866	-
Tomatoes	-	-	-	-	-	-	8,752	*	-
Green peppers	-	-	-	-	-	-	18,507	82	-
Red papers	-	-	-	*	*	*	15,881	817	-
Swiss chard	-	-	-	-	-	-	*	*	-
Root Crops	*	*	*	13,902	405	*	145,508	4,058	-
Beet root	*	*	*	*	*	*	32,541	114	-
Carrot	-	-	-	-	-	-	5,883	9	-
Onion	-	-	-	-	-	-	13,191	*	-
Potatoes	-	-	-	12,468	*	*	42,814	1,233	-
Yam	-	-	-	-	-	-	*	*	-
Garlic	-	-	-	*	*	*	3,348	*	-
Taro/'Godere'	*	*	*	*	*	*	68,978	2,390	-
Sweet potatoes	-	-	-	-	-	-	15,198	*	-
Other Temporary	-	-	-	*	*	*	93,617	833	-
Fruit Crops							149,473	2,842	
Avocado							76,171	515	
Bananas							112,266	2,126	
Guava							*	*	
Lemons							*	*	
Mangos							17,969	*	
Oranges							6,256	19	
Papayas							15,402	34	
Pineapples							-	-	
Stimulant Crops							166,540	7,866	
Chat							49,619	1,407	
Coffee							148,103	6,414	
Hops/'Gesho'							14,229	45	
Enset							283,030	18,912	
Sugar Cane							62,341	2,168	
Other Permanent							40,443	120	

(Table 1.7.2 Cont'd.)

Hadiya

Crop type	IMPROVED SEED			PESTICIDE		IRRIGATION		EXTENSION PACKAGE	
	Holder	Hectare	Quintal	Holder	Hectare	Holder	Hectare	Holder	Hectare
All	74,114	14,284	12,720	198,387	56,973	*	101	114,580	31,705
Cereals	70,671	14,022	12,549	187,414	53,921	*	*	107,212	28,000
Teff	4,732	773	*	98,523	22,906	*	*	32,539	*
Barley	*	*	*	39,757	3,540	-	-	7,276	690
Wheat	15,914	3,228	8,005	117,112	26,775	*	*	40,912	9,961
Maize	60,488	9,833	3,258	*	*	-	-	49,885	8,976
Sorghum	*	*	*	*	*	-	-	*	*
Finger millet	*	*	*	*	*	-	-	*	*
Oats/'Aja'	-	-	-	-	-	-	-	-	-
Rice	-	-	-	-	-	-	-	-	-
Pulse	*	*	*	16,184	2,420	-	-	18,687	2,554
Horse/Faba beans	*	*	*	*	1,649	-	-	13,901	1,477
Field peas	-	-	-	6,253	770	-	-	6,353	*
White Haricot beans	-	-	-	-	-	-	-	-	-
Red Haricot beans	-	-	-	-	-	-	-	*	*
Chick peas	-	-	-	-	-	-	-	-	-
Lentiles	-	-	-	-	-	-	-	*	*
Vetch/Grass peas	-	-	-	-	-	-	-	-	-
Soya beans	-	-	-	-	-	-	-	-	-
Fenugreek	-	-	-	-	-	-	-	-	-
Mung bean/'Masho'	-	-	-	-	-	-	-	-	-
Gibto	-	-	-	-	-	-	-	-	-
Oil Seeds	-	-	-	-	-	-	-	-	-
Nueg	-	-	-	-	-	-	-	-	-
Linseed	-	-	-	-	-	-	-	-	-
Ground nuts	-	-	-	-	-	-	-	-	-
Safflower	-	-	-	-	-	-	-	-	-
Sesame	-	-	-	-	-	-	-	-	-
Rapeseed	-	-	-	-	-	-	-	-	-
Vegetables	*	*	-	*	*	*	*	*	*
Lettuce	-	-	-	-	-	-	-	-	-
Head Cabbage	*	*	-	-	-	*	*	*	*
Ethiopian Cabbage	-	-	-	*	*	*	*	*	*
Tomatoes	*	*	-	-	-	*	*	*	*
Green peppers	-	-	-	-	-	-	-	*	*
Red papers	-	-	-	*	*	-	-	*	*
Swiss chard	-	-	-	-	-	-	-	-	-
Root Crops	*	*	-	10,594	*	*	*	*	*
Beet root	-	-	-	*	*	-	-	*	*
Carrot	-	-	-	-	-	-	-	-	-
Onion	*	*	-	-	-	-	-	-	-
Potatoes	-	-	-	9,603	*	-	-	*	*
Yam	-	-	-	-	-	-	-	-	-
Garlic	-	-	-	-	-	-	-	-	-
Taro/'Godere'	*	*	-	-	-	*	*	*	*
Sweet potatoes	-	-	-	*	*	-	-	-	-
Other Temporary	-	-	-	*	*	-	-	*	*
Fruit Crops				*	*	*	*	2,980	*
Avocado				-	-	-	-	*	*
Bananas				*	*	*	*	2,508	*
Guava				-	-	-	-	-	-
Lemons				-	-	-	-	-	-
Mangos				*	*	-	-	-	-
Oranges				-	-	-	-	-	-
Papayas				-	-	-	-	-	-
Pineapples				-	-	-	-	-	-
Stimulant Crops	*	*	-	2,362	62	*	*	*	*
Chat				*	*	-	-	-	-
Coffee	*	*	-	*	*	*	*	*	*
Hops/'Gesho'				-	-	-	-	-	-
Enset				2,017	*	*	*	*	*
Sugar Cane				*	*	*	*	*	*
Other Permanent				*	*	-	-	-	-

Table1.7.3 Number of Holders, Inputs Applied Area and Quantity of Inputs used

Kembata-Tembaro

Crop type	All Crop Area	All Fertilizers		Natural		DAP		
		Hectare	Quintal	Holder	Hectare	Holder	Hectare	Quintal
All	59,699	53,005	62,247	135,056	18,261	72,373	8,818	8,793
Cereals	30,442	28,454	48,614	19,598	1,396	45,166	4,855	4,610
Teff	9,590	9,514	13,977	1,530	35	16,054	1,794	1,399
Barley	1,563	1,542	2,570	2,514	51	11,657	598	702
Wheat	13,352	13,321	28,961	1,481	42	15,986	1,431	1,797
Maize	*	*	2,410	6,677	*	7,129	*	*
Sorghum	2,813	1,060	551	11,809	659	4,477	152	131
Finger millet	129	107	129	*	*	*	*	*
Oats/'Aja'	*	*	*	-	-	-	-	-
Rice	-	-	-	-	-	-	-	-
Pulse	6,187	5,421	5,235	32,450	1,154	35,965	3,275	3,357
Horse/Faba beans	3,528	3,258	3,886	14,114	381	29,435	2,144	2,392
Field peas	1,346	1,227	888	7,435	334	10,882	775	692
White Haricot beans	*	*	*	1,001	*	*	*	*
Red Haricot beans	1,291	920	*	19,415	433	4,519	*	*
Chick peas	-	-	-	-	-	-	-	-
Lentiles	*	*	*	*	*	-	-	-
Vetch/Grass peas	-	-	-	-	-	-	-	-
Soya beans	*	*	*	-	-	-	-	-
Fenugreek	*	*	*	-	-	-	-	-
Mung bean/'Masho'	-	-	-	-	-	-	-	-
Gibto	-	-	-	-	-	-	-	-
Oil Seeds	*	*	*	-	-	*	*	*
Nueg	-	-	-	-	-	-	-	-
Linseed	*	*	*	-	-	*	*	*
Ground nuts	-	-	-	-	-	-	-	-
Safflower	-	-	-	-	-	-	-	-
Sesame	-	-	-	-	-	-	-	-
Rapeseed	-	-	-	-	-	-	-	-
Vegetables	1,492	1,311	*	98,161	1,061	1,481	*	*
Lettuce	-	-	-	-	-	-	-	-
Head Cabbage	*	*	*	4,149	16	*	*	*
Ethiopian Cabbage	985	934	18	95,311	922	1,036	6	*
Tomatoes	*	*	-	*	*	-	-	-
Green peppers	23	21	*	3,953	20	-	-	-
Red papers	*	*	*	*	*	*	*	*
Swiss chard	*	*	-	*	*	-	-	-
Root Crops	5,647	4,762	7,155	67,041	1,957	17,605	519	623
Beet root	51	*	*	5,625	20	*	*	*
Carrot	*	*	*	3,004	*	1,963	*	24
Onion	17	12	*	3,428	8	-	-	-
Potatoes	2,899	2,881	6,775	21,940	380	13,098	405	537
Yam	*	*	-	*	*	-	-	-
Garlic	*	*	-	3,046	*	-	-	-
Taro/'Godere'	1,919	1,344	101	42,762	1,235	*	*	*
Sweet potatoes	603	324	*	14,607	275	*	*	*
Other Temporary	365	288	92	30,737	232	*	*	*
Fruit Crops	1,815	1,051		61,927	965			
Avocado	307	172		35,158	171			
Bananas	1,346	795		45,729	711			
Guava	*	*		*	*			
Lemons	*	*		*	*			
Mangos	128	63		13,462	62			
Oranges	15	9		3,745	9			
Papayas	*	*		*	*			
Pineapples	*	*		*	*			
Stimulant Crops	3,734	2,523		66,682	2,336			
Chat	*	155		6,469	149			
Coffee	3,242	2,352		63,321	2,175			
Hops/'Gesho'	25	16		4,258	13			
Enset	9,088	8,899		130,900	8,886			
Sugar Cane	684	249		17,526	238			
Other Permanent	175	42		11,514	36			

(Table 1.7.3 cont'd.)

Kembata-Tembaro

Crop type	UREA			UREA + DAP			INDIGENOUS SEED		
	Holder	Hectare	Quintal	Holder	Hectare	Quintal	Holder	Hectare	Quintal
All	5,801	346	265	93,260	25,581	53,189	138,757	56,250	41,890
Cereals	*	*	*	87,248	22,104	43,963	112,787	27,016	36,297
Teff	*	*	*	44,985	7,621	12,559	55,733	8,701	3,971
Barley	-	-	-	12,494	893	1,868	25,382	1,563	3,734
Wheat	-	-	-	62,439	11,848	27,165	72,933	12,738	26,512
Maize	-	-	-	8,782	1,463	1,865	11,150	*	*
Sorghum	*	*	*	5,457	213	398	34,021	2,813	1,509
Finger millet	-	-	-	1,816	60	93	4,156	129	111
Oats/'Aja'	-	-	-	*	*	*	*	*	*
Rice	-	-	-	-	-	-	-	-	-
Pulse	*	*	*	14,237	944	1,841	79,095	6,174	5,552
Horse/Faba beans	*	*	*	9,853	702	1,473	55,986	3,528	4,523
Field peas	-	-	-	3,854	118	196	23,721	1,346	1,014
White Haricot	-	-	-	-	-	-	*	*	*
beans	-	-	-	-	-	-	*	*	*
Red Haricot beans	*	*	*	3,182	*	166	31,589	1,279	-
Chick peas	-	-	-	-	-	-	-	-	-
Lentiles	-	-	-	*	*	*	*	*	*
Vetch/Grass peas	-	-	-	-	-	-	-	-	-
Soya beans	-	-	-	*	*	*	*	*	*
Fenugreek	*	*	*	-	-	-	*	*	*
Mung bean/'Masho'	-	-	-	-	-	-	-	-	-
Gibto	-	-	-	-	-	-	-	-	-
Oil Seeds	-	-	-	*	*	*	1,497	*	*
Nueg	-	-	-	-	-	-	-	-	-
Linseed	-	-	-	*	*	*	1,497	*	*
Ground nuts	-	-	-	-	-	-	-	-	-
Safflower	-	-	-	-	-	-	-	-	-
Sesame	-	-	-	-	-	-	-	-	-
Rapeseed	-	-	-	-	-	-	-	-	-
Vegetables	*	*	*	*	*	*	103,761	1,492	-
Lettuce	-	-	-	-	-	-	-	-	-
Head Cabbage	*	*	*	*	*	*	8,197	*	-
Ethiopian Cabbage	*	*	*	*	*	*	99,076	985	-
Tomatoes	-	-	-	-	-	-	*	*	-
Green peppers	-	-	-	*	*	*	4,605	23	-
Red papers	*	*	*	*	*	*	7,213	*	-
Swiss chard	-	-	-	-	-	-	*	*	-
Root Crops	2,922	91	*	27,734	2,195	6,450	104,016	5,636	-
Beet root	-	-	-	*	*	*	8,548	51	-
Carrot	-	-	-	*	*	*	7,507	*	-
Onion	*	*	*	*	*	*	4,449	17	-
Potatoes	*	*	*	26,098	2,088	6,230	56,293	2,893	-
Yam	-	-	-	-	-	-	*	*	-
Garlic	-	-	-	-	-	-	3,463	*	-
Taro/'Godere'	*	*	*	*	*	*	54,367	1,919	-
Sweet potatoes	*	*	*	-	-	-	22,819	603	-
Other Temporary	*	*	*	*	*	63	41,401	365	-
Fruit Crops							78,933	1,815	
Avocado							49,873	307	
Bananas							60,809	1,346	
Guava							*	*	
Lemons							*	*	
Mangos							22,443	128	
Oranges							4,969	15	
Papayas							2,402	*	
Pineapples							*	*	
Stimulant Crops							83,187	3,734	
Chat							8,971	*	
Coffee							79,641	3,242	
Hops/'Gesho'							6,798	25	
Enset							133,288	9,088	
Sugar Cane							28,185	684	
Other Permanent							24,958	175	

(Table 1.7.3 Cont'd.)

Kembata-Tembaro

Crop type	IMPROVED SEED			PESTICIDE		IRRIGATION		EXTENSION PACKAGE	
	Holder	Hectare	Quintal	Holder	Hectare	Holder	Hectare	Holder	Hectare
All	18,749	3,449	2,217	84,413	21,781	*	*	67,934	18,023
Cereals	17,930	3,426	2,212	79,879	18,717	-	-	59,795	14,002
Teff	4,970	*	*	41,475	7,241	-	-	23,232	3,563
Barley	-	-	-	6,776	*	-	-	7,040	436
Wheat	4,195	614	*	58,195	10,249	-	-	39,542	7,632
Maize	11,283	*	*	*	*	-	-	10,932	*
Sorghum	-	-	-	*	*	-	-	*	*
Finger millet	-	-	-	*	*	-	-	*	*
Oats/'Aja'	-	-	-	*	*	-	-	-	-
Rice	-	-	-	-	-	-	-	-	-
Pulse	*	*	*	7,583	508	-	-	23,353	1,904
Horse/Faba beans	-	-	-	6,067	414	-	-	20,584	1,598
Field peas	-	-	-	*	*	-	-	3,270	*
White Haricot beans	-	-	-	-	-	-	-	-	-
Red Haricot beans	*	*	*	*	*	-	-	*	*
Chick peas	-	-	-	-	-	-	-	-	-
Lentiles	-	-	-	-	-	-	-	-	-
Vetch/Grass peas	-	-	-	-	-	-	-	-	-
Soya beans	-	-	-	-	-	-	-	-	-
Fenugreek	-	-	-	*	*	-	-	-	-
Mung bean/'Masho'	-	-	-	-	-	-	-	-	-
Gibto	-	-	-	-	-	-	-	-	-
Oil Seeds	-	-	-	-	-	-	-	-	-
Nueg	-	-	-	-	-	-	-	-	-
Linseed	-	-	-	-	-	-	-	-	-
Ground nuts	-	-	-	-	-	-	-	-	-
Safflower	-	-	-	-	-	-	-	-	-
Sesame	-	-	-	-	-	-	-	-	-
Rapeseed	-	-	-	-	-	-	-	-	-
Vegetables	-	-	-	8,783	193	-	-	*	*
Lettuce	-	-	-	-	-	-	-	-	-
Head Cabbage	-	-	-	*	*	-	-	*	*
Ethiopian Cabbage	-	-	-	*	*	-	-	*	*
Tomatoes	-	-	-	*	*	-	-	*	*
Green peppers	-	-	-	-	-	-	-	*	*
Red papers	-	-	-	-	-	-	-	-	-
Swiss chard	-	-	-	-	-	-	-	-	-
Root Crops	864	*	-	29,830	2,298	-	-	21,576	1,646
Beet root	-	-	-	*	*	-	-	*	*
Carrot	*	*	-	*	*	-	-	*	*
Onion	*	*	-	*	*	-	-	*	*
Potatoes	*	*	-	28,757	2,212	-	-	17,414	1,506
Yam	-	-	-	-	-	-	-	-	-
Garlic	-	-	-	*	*	-	-	*	*
Taro/'Godere'	-	-	-	-	-	-	-	2,081	52
Sweet potatoes	-	-	-	-	-	-	-	*	*
Other Temporary	-	-	-	-	-	-	-	*	*
Fruit Crops	-	-	-	-	-	-	-	2,295	14
Avocado	-	-	-	-	-	-	-	*	*
Bananas	-	-	-	-	-	-	-	2,077	13
Guava	-	-	-	-	-	-	-	-	-
Lemons	-	-	-	-	-	-	-	-	-
Mangos	-	-	-	-	-	-	-	-	-
Oranges	-	-	-	-	-	-	-	-	-
Papayas	-	-	-	-	-	-	-	-	-
Pineapples	-	-	-	-	-	-	-	-	-
Stimulant Crops	-	-	-	*	*	*	*	5,156	64
Chat	-	-	-	-	-	-	-	*	*
Coffee	-	-	-	*	*	*	*	4,302	43
Hops/'Gesho'	-	-	-	-	-	-	-	-	-
Enset	-	-	-	1,504	*	-	-	-	-
Sugar Cane	-	-	-	-	-	-	-	*	*
Other Permanent	-	-	-	-	-	*	*	*	*

Table1.7.4 Number of Holders, Inputs Applied Area and Quantity of Inputs used

Sidama

Crop type	All Crop Area	All Fertilizers		Natural		DAP		
		Hectare	Quintal	Holder	Hectare	Holder	Hectare	Quintal
All	18,749	3,449	2,217	84,413	21,781	*	*	67,934
Cereals	17,930	3,426	2,212	79,879	18,717	-	-	59,795
Teff	4,970	*	*	41,475	7,241	-	-	23,232
Barley	-	-	-	6,776	*	-	-	7,040
Wheat	4,195	614	*	58,195	10,249	-	-	39,542
Maize	11,283	*	*	*	*	-	-	10,932
Sorghum	-	-	-	*	*	-	-	*
Finger millet	-	-	-	*	*	-	-	*
Oats/'Aja'	-	-	-	*	*	-	-	-
Rice	-	-	-	-	-	-	-	-
Pulse	*	*	*	7,583	508	-	-	23,353
Horse/Faba beans	-	-	-	6,067	414	-	-	20,584
Field peas	-	-	-	*	*	-	-	3,270
White Haricot beans	-	-	-	-	-	-	-	-
Red Haricot beans	*	*	*	*	*	-	-	*
Chick peas	-	-	-	-	-	-	-	-
Lentiles	-	-	-	-	-	-	-	-
Vetch/Grass peas	-	-	-	-	-	-	-	-
Soya beans	-	-	-	-	-	-	-	-
Fenugreek	-	-	-	*	*	-	-	-
Mung bean/'Masho'	-	-	-	-	-	-	-	-
Gibto	-	-	-	-	-	-	-	-
Oil Seeds	-	-	-	-	-	-	-	-
Nueg	-	-	-	-	-	-	-	-
Linseed	-	-	-	-	-	-	-	-
Ground nuts	-	-	-	-	-	-	-	-
Safflower	-	-	-	-	-	-	-	-
Sesame	-	-	-	-	-	-	-	-
Rapeseed	-	-	-	-	-	-	-	-
Vegetables	-	-	-	8,783	193	-	-	*
Lettuce	-	-	-	-	-	-	-	-
Head Cabbage	-	-	-	*	*	-	-	*
Ethiopian Cabbage	-	-	-	*	*	-	-	*
Tomatoes	-	-	-	*	*	-	-	*
Green peppers	-	-	-	-	-	-	-	*
Red papers	-	-	-	-	-	-	-	-
Swiss chard	-	-	-	-	-	-	-	-
Root Crops	864	*	-	29,830	2,298	-	-	21,576
Beet root	-	-	-	*	*	-	-	*
Carrot	*	*	-	*	*	-	-	*
Onion	*	*	-	*	*	-	-	*
Potatoes	*	*	-	28,757	2,212	-	-	17,414
Yam	-	-	-	-	-	-	-	-
Garlic	-	-	-	*	*	-	-	*
Taro/'Godere'	-	-	-	-	-	-	-	2,081
Sweet potatoes	-	-	-	-	-	-	-	*
Other Temporary	-	-	-	-	-	-	-	*
Fruit Crops	-	-	-	-	-	-	-	2,295
Avocado	-	-	-	-	-	-	-	*
Bananas	-	-	-	-	-	-	-	2,077
Guava	-	-	-	-	-	-	-	-
Lemons	-	-	-	-	-	-	-	-
Mangos	-	-	-	-	-	-	-	-
Oranges	-	-	-	-	-	-	-	-
Papayas	-	-	-	-	-	-	-	-
Pineapples	-	-	-	-	-	-	-	-
Stimulant Crops	-	-	-	*	*	*	*	5,156
Chat	-	-	-	-	-	-	-	*
Coffee	-	-	-	*	*	*	*	4,302
Hops/'Gesho'	-	-	-	-	-	-	-	-
Enset	-	-	-	1,504	*	-	-	-
Sugar Cane	-	-	-	-	-	-	-	*
Other Permanent	-	-	-	-	-	*	*	*

(Table 1.7.4 cont'd.)

Sidama

Crop type	UREA			UREA + DAP			INDIGENOUS SEED		
	Holder	Hectare	Quintal	Holder	Hectare	Quintal	Holder	Hectare	Quintal
All	74,589	7,097	6,833	291,346	50,771	110,501	1,226,037	309,911	23,843
Cereals	*	*	*	217,405	31,624	60,484	228,114	24,222	17,710
Teff	*	*	*	16,246	*	*	41,954	*	*
Barley	-	-	-	-	-	-	*	*	*
Wheat	-	-	-	*	*	*	*	*	*
Maize	-	-	-	197,938	25,669	54,404	100,085	4,689	4,140
Sorghum	-	-	-	*	*	*	28,062	1,054	*
Finger millet	-	-	-	*	*	*	11,201	*	*
Oats/'Aja'	-	-	-	-	-	-	-	-	-
Rice	-	-	-	-	-	-	-	-	-
Pulse	13,173	290	274	97,824	*	*	557,503	24,455	6,080
Horse/Faba beans	-	-	-	-	-	-	130,136	3,867	5,604
Field peas	-	-	-	*	*	*	13,812	*	*
White Haricot beans	-	-	-	*	*	*	*	*	*
Red Haricot beans	13,173	290	274	93,917	*	*	426,849	19,970	-
Chick peas	-	-	-	-	-	-	*	*	*
Lentiles	-	-	-	-	-	-	-	-	-
Vetch/Grass peas	-	-	-	-	-	-	-	-	-
Soya beans	-	-	-	-	-	-	*	*	*
Fenugreek	-	-	-	-	-	-	-	-	-
Mung bean/'Masho'	-	-	-	-	-	-	-	-	-
Gibto	-	-	-	-	-	-	*	*	*
Oil Seeds	-	-	-	-	-	-	*	*	*
Nueg	-	-	-	-	-	-	-	-	-
Linseed	-	-	-	-	-	-	*	*	*
Ground nuts	-	-	-	-	-	-	*	*	*
Safflower	-	-	-	-	-	-	*	*	*
Sesame	-	-	-	-	-	-	-	-	-
Rapeseed	-	-	-	-	-	-	-	-	-
Vegetables	*	*	*	*	*	*	496,954	4,964	-
Lettuce	-	-	-	-	-	-	-	-	-
Head Cabbage	*	*	*	*	*	*	20,815	*	-
Ethiopian Cabbage	*	*	*	*	*	*	437,565	4,192	-
Tomatoes	-	-	-	-	-	-	*	*	-
Green peppers	*	*	*	*	*	*	66,309	576	-
Red papers	-	-	-	-	-	-	-	-	-
Swiss chard	-	-	-	-	-	-	-	-	-
Root Crops	*	*	*	18,242	315	854	416,325	9,904	-
Beet root	*	*	*	-	-	-	*	*	-
Carrot	-	-	-	-	-	-	*	*	-
Onion	-	-	-	-	-	-	*	*	-
Potatoes	-	-	-	-	-	-	43,909	739	-
Yam	-	-	-	*	*	*	93,466	1,083	-
Garlic	*	*	*	-	-	-	*	*	-
Taro/'Godere'	-	-	-	-	-	-	64,587	*	-
Sweet potatoes	-	-	-	16,817	*	797	292,243	7,353	-
Other Temporary	*	*	*	*	*	*	244,217	2,738	-
Fruit Crops							572,547	15,300	
Avocado							225,626	2,770	
Bananas							499,094	12,077	
Guava							28,512	*	
Lemons							*	*	
Mangos							*	*	
Oranges							*	*	
Papayas							18,279	30	
Pineapples							*	*	
Stimulant Crops							1,015,181	114,875	
Chat							689,877	54,846	
Coffee							863,460	59,771	
Hops/'Geshe'							31,418	258	
Enset							1,214,809	101,445	
Sugar Cane							332,870	11,768	
Other Permanent							53,887	181	

(Table 1.7.4 Cont'd.)

Sidama

Table1.7.5. Number of Holders, Inputs Applied Area and Quantity of Inputs used

Gedio

Crop type	All Crop Area	All Fertilizers		Natural		DAP		
		Hectare	Quintal	Holder	Hectare	Holder	Hectare	Quintal
All	71,407	35,840	5,955	186,585	29,845	12,363	3,802	2,694
Cereals	9,666	5,958	4,768	19,219	1,287	11,490	*	1,957
Teff	*	*	*	*	*	*	*	*
Barley	3,184	2,059	*	6,118	*	*	*	*
Wheat	*	*	*	*	*	*	*	*
Maize	5,136	2,974	2,875	11,676	*	7,171	*	*
Sorghum	52	*	*	1,329	*	-	-	-
Finger millet	*	-	-	-	-	-	-	-
Oats/'Aja'	-	-	-	-	-	-	-	-
Rice	*	*	-	*	*	-	-	-
Pulse	2,156	1,204	*	12,048	*	*	*	*
Horse/Faba beans	1,435	808	*	8,405	*	*	*	*
Field peas	411	*	-	*	*	-	-	-
White Haricot beans	-	-	-	-	-	-	-	-
Red Haricot beans	*	*	*	*	*	*	*	*
Chick peas	*	-	-	-	-	-	-	-
Lentiles	-	-	-	-	-	-	-	-
Vetch/Grass peas	-	-	-	-	-	-	-	-
Soya beans	-	-	-	-	-	-	-	-
Fenugreek	-	-	-	-	-	-	-	-
Mung bean/'Masho'	-	-	-	-	-	-	-	-
Gibto	-	-	-	-	-	-	-	-
Oil Seeds	*	*	-	*	*	-	-	-
Nueg	-	-	-	-	-	-	-	-
Linseed	*	*	-	*	*	-	-	-
Ground nuts	-	-	-	-	-	-	-	-
Safflower	-	-	-	-	-	-	-	-
Sesame	-	-	-	-	-	-	-	-
Rapeseed	-	-	-	-	-	-	-	-
Vegetables	1,149	852	*	72,713	690	*	*	*
Lettuce	*	*	-	*	*	-	-	-
Head Cabbage	*	*	-	*	*	-	-	-
Ethiopian Cabbage	1,096	812	*	68,593	650	*	*	*
Tomatoes	*	*	-	*	*	-	-	-
Green peppers	49	35	-	7,212	35	-	-	-
Red papers	-	-	-	-	-	-	-	-
Swiss chard	-	-	-	-	-	-	-	-
Root Crops	955	719	*	54,396	657	*	*	*
Beet root	*	*	-	2,354	*	-	-	-
Carrot	-	-	-	-	-	-	-	-
Onion	*	*	-	*	*	-	-	-
Potatoes	*	*	-	*	*	-	-	-
Yam	122	88	-	19,180	88	-	-	-
Garlic	*	*	-	*	*	-	-	-
Taro/'Godere'	394	285	-	31,882	285	-	-	-
Sweet potatoes	*	*	*	9,569	*	*	*	*
Other Temporary	*	*	-	18,421	*	-	-	-
Fruit Crops	2,573	1,324		55,006	1,324			
Avocado	1,191	448		33,911	448			
Bananas	1,198	782		35,617	782			
Guava	*	*		2,795	*			
Lemons	*	*		*	*			
Mangos	*	*		*	*			
Oranges	*	*		*	*			
Papayas	*	*		*	*			
Pineapples	*	*		*	*			
Stimulant Crops	30,124	12,885		136,300	12,727			
Chat	*	*		*	*			
Coffee	29,669	12,675		133,961	12,517			
Hops/'Gesho'	*	*		*	*			
Enset	23,903	12,375		167,155	12,106			
Sugar Cane	469	181		8,302	177			
Other Permanent	60	*		7,643	*			

(Table 1.7.5 cont'd.)

Gedio									
Crop type	UREA			UREA + DAP			INDIGENOUS SEED		
	Holder	Hectare	Quintal	Holder	Hectare	Quintal	Holder	Hectare	Quintal
All	*	*	*	9,458	1,767	2,965	246,373	66,404	9,963
Cereals	*	*	*	9,458	1,553	2,658	51,112	6,996	7,906
Teff	-	-	-	*	*	*	*	*	*
Barley	*	*	*	*	*	*	21,213	2,556	4,490
Wheat	-	-	-	*	*	*	*	*	*
Maize	*	*	*	6,166	*	*	33,113	*	1,666
Sorghum	-	-	-	*	*	*	2,448	52	*
Finger millet	-	-	-	-	-	-	*	*	-
Oats/'Aja'	-	-	-	-	-	-	-	-	-
Rice	-	-	-	-	-	-	*	*	*
Pulse	*	*	*	*	*	*	28,719	1,933	2,053
Horse/Faba beans	*	*	*	*	*	*	23,248	1,435	1,757
Field peas	-	-	-	-	-	-	3,932	411	*
White Haricot	-	-	-	-	-	-	-	-	-
beans	-	-	-	-	-	-	-	-	-
Red Haricot beans	*	*	*	*	*	*	*	*	-
Chick peas	-	-	-	-	-	-	*	*	*
Lentiles	-	-	-	-	-	-	-	-	-
Vetch/Grass peas	-	-	-	-	-	-	-	-	-
Soya beans	-	-	-	-	-	-	-	-	-
Fenugreek	-	-	-	-	-	-	-	-	-
Mung bean/'Masho'	-	-	-	-	-	-	-	-	-
Gibto	-	-	-	-	-	-	-	-	-
Oil Seeds	-	-	-	-	-	-	*	*	*
Nueg	-	-	-	-	-	-	-	-	-
Linseed	-	-	-	-	-	-	*	*	*
Ground nuts	-	-	-	-	-	-	-	-	-
Safflower	-	-	-	-	-	-	-	-	-
Sesame	-	-	-	-	-	-	-	-	-
Rapeseed	-	-	-	-	-	-	-	-	-
Vegetables	*	*	*	*	*	*	99,771	1,144	-
Lettuce	-	-	-	-	-	-	*	*	-
Head Cabbage	-	-	-	-	-	-	*	*	-
Ethiopian Cabbage	*	*	*	*	*	*	95,029	1,092	-
Tomatoes	-	-	-	-	-	-	*	*	-
Green peppers	-	-	-	-	-	-	11,600	49	-
Red papers	-	-	-	-	-	-	-	-	-
Swiss chard	-	-	-	-	-	-	-	-	-
Root Crops	-	-	-	*	*	*	66,384	831	-
Beet root	-	-	-	-	-	-	2,732	6	-
Carrot	-	-	-	-	-	-	-	-	-
Onion	-	-	-	-	-	-	*	*	-
Potatoes	-	-	-	-	-	-	*	*	-
Yam	-	-	-	-	-	-	23,608	122	-
Garlic	-	-	-	-	-	-	*	*	-
Taro/'Godere'	-	-	-	-	-	-	42,568	381	-
Sweet potatoes	-	-	-	*	*	*	11,867	223	-
Other Temporary	-	-	-	-	-	-	25,930	*	-
Fruit Crops	-	-	-	-	-	-	82,904	2,554	-
Avocado	-	-	-	-	-	-	56,485	1,179	-
Bananas	-	-	-	-	-	-	49,860	1,193	-
Guava	-	-	-	-	-	-	3,062	*	-
Lemons	-	-	-	-	-	-	*	*	-
Mangos	-	-	-	-	-	-	*	*	-
Oranges	-	-	-	-	-	-	*	*	-
Papayas	-	-	-	-	-	-	*	*	-
Pineapples	-	-	-	-	-	-	*	*	-
Stimulant Crops	-	-	-	-	-	-	198,349	28,294	-
Chat	-	-	-	-	-	-	*	*	-
Coffee	-	-	-	-	-	-	195,672	27,839	-
Hops/'Gesho'	-	-	-	-	-	-	*	*	-
Enset	-	-	-	-	-	-	236,900	23,769	-
Sugar Cane	-	-	-	-	-	-	17,923	469	-
Other Permanent	-	-	-	-	-	-	13,357	60	-

(Table 1.7.5 Cont'd.)

Gedio

Crop type	IMPROVED SEED			PESTICIDE		IRRIGATION		EXTENSION PACKAGE	
	Holder	Hectare	Quintal	Holder	Hectare	Holder	Hectare	Holder	Hectare
All	30,640	5,003	2,251	*	*	-	-	8,994	*
Cereals	12,774	2,670	*	*	*	-	-	*	*
Teff	-	-	-	*	*	-	-	*	*
Barley	*	*	*	*	*	-	-	*	*
Wheat	*	*	*	-	-	-	-	*	*
Maize	10,770	1,946	800	*	*	-	-	*	*
Sorghum	-	-	-	-	-	-	-	-	-
Finger millet	-	-	-	-	-	-	-	-	-
Oats/'Aja'	-	-	-	-	-	-	-	-	-
Rice	-	-	-	-	-	-	-	-	-
Pulse	*	*	*	-	-	-	-	*	*
Horse/Faba beans	-	-	-	-	-	-	-	*	*
Field peas	-	-	-	-	-	-	-	-	-
White Haricot beans	-	-	-	-	-	-	-	-	-
Red Haricot beans	*	*	*	-	-	-	-	-	-
Chick peas	-	-	-	-	-	-	-	-	-
Lentiles	-	-	-	-	-	-	-	-	-
Vetch/Grass peas	-	-	-	-	-	-	-	-	-
Soya beans	-	-	-	-	-	-	-	-	-
Fenugreek	-	-	-	-	-	-	-	-	-
Mung bean/"Masho"	-	-	-	-	-	-	-	-	-
Gibto	-	-	-	-	-	-	-	-	-
Oil Seeds	-	-	-	-	-	-	-	-	-
Nueg	-	-	-	-	-	-	-	-	-
Linseed	-	-	-	-	-	-	-	-	-
Ground nuts	-	-	-	-	-	-	-	-	-
Safflower	-	-	-	-	-	-	-	-	-
Sesame	-	-	-	-	-	-	-	-	-
Rapeseed	-	-	-	-	-	-	-	-	-
Vegetables	*	*	-	-	-	-	-	*	*
Lettuce	-	-	-	-	-	-	-	-	-
Head Cabbage	-	-	-	-	-	-	-	-	-
Ethiopian Cabbage	*	*	-	-	-	-	-	*	*
Tomatoes	-	-	-	-	-	-	-	-	-
Green peppers	-	-	-	-	-	-	-	-	-
Red papers	-	-	-	-	-	-	-	-	-
Swiss chard	-	-	-	-	-	-	-	-	-
Root Crops	*	*	-	*	*	-	-	*	*
Beet root	*	*	-	-	-	-	-	-	-
Carrot	-	-	-	-	-	-	-	-	-
Onion	-	-	-	-	-	-	-	-	-
Potatoes	-	-	-	-	-	-	-	-	-
Yam	-	-	-	-	-	-	-	-	-
Garlic	-	-	-	-	-	-	-	-	-
Taro/'Godere'	*	*	-	*	*	-	-	*	*
Sweet potatoes	*	*	-	-	-	-	-	-	-
Other Temporary	-	-	-	-	-	-	-	-	-
Fruit Crops				*	*	-	-	-	-
Avocado				-	-	-	-	-	-
Bananas				*	*	-	-	-	-
Guava				-	-	-	-	-	-
Lemons				-	-	-	-	-	-
Mangos				-	-	-	-	-	-
Oranges				-	-	-	-	-	-
Papayas				-	-	-	-	-	-
Pineapples				-	-	-	-	-	-
Stimulant Crops	14,669	*	-	*	*	-	-	*	*
Chat				-	-	-	-	-	-
Coffee	14,669	*	-	*	*	-	-	*	*
Hops/'Gesho'				-	-	-	-	-	-
Enset				*	*	-	-	-	-
Sugar Cane				-	-	-	-	-	-
Other Permanent				-	-	-	-	*	*

Table1.7.6 Number of Holders, Inputs Applied Area and Quantity of Inputs used

Wolayita

Crop type	All Crop Area	All Fertilizers		Natural		DAP		
		Hectare	Quintal	Holder	Hectare	Holder	Hectare	Quintal
All	147,425	126,105	66,766	403,315	65,159	229,871	32,387	24,697
Cereals	38,603	37,323	43,351	66,588	1,903	111,096	13,496	10,420
Teff	21,820	21,734	23,277	*	*	74,753	10,058	7,510
Barley	*	*	*	*	*	*	*	*
Wheat	2,138	2,138	*	*	*	15,028	1,093	*
Maize	12,504	12,222	16,972	34,045	667	27,506	2,211	1,748
Sorghum	1,710	798	*	33,916	747	*	*	*
Finger millet	*	*	-	*	*	-	-	-
Oats/'Aja'	*	*	*	-	-	*	*	*
Rice	-	-	-	-	-	-	-	-
Pulse	33,729	27,491	15,449	196,237	8,225	158,597	15,920	11,174
Horse/Faba beans	1,186	1,117	240	31,564	730	6,580	*	*
Field peas	4,368	3,560	916	50,124	2,250	16,254	1,070	513
White Haricot beans	*	*	*	*	*	*	*	*
Red Haricot beans	25,995	21,529	13,602	152,332	4,779	140,849	14,009	10,176
Chick peas	2,029	1,155	*	*	*	7,114	458	252
Lentiles	*	*	-	*	*	-	-	-
Vetch/Grass peas	*	*	-	*	*	-	-	-
Soya beans	*	*	*	*	*	*	*	*
Fenugreek	-	-	-	-	-	-	-	-
Mung bean/"Masho"	-	-	-	-	-	-	-	-
Gibto	-	-	-	-	-	-	-	-
Oil Seeds	32	29	*	*	*	*	*	*
Nueg	-	-	-	-	-	-	-	-
Linseed	*	*	*	*	*	*	*	*
Ground nuts	*	-	-	-	-	-	-	-
Safflower	-	-	-	-	-	-	-	-
Sesame	*	*	-	*	*	-	-	-
Rapeseed	-	-	-	-	-	-	-	-
Vegetables	1,586	1,521	*	146,654	1,024	11,347	*	*
Lettuce	-	-	-	-	-	-	-	-
Head Cabbage	*	*	*	2,686	*	-	-	-
Ethiopian Cabbage	703	695	*	129,557	689	*	*	*
Tomatoes	*	*	-	*	*	-	-	-
Green peppers	*	226	*	29,997	111	*	*	*
Red papers	*	*	*	11,620	*	*	*	*
Swiss chard	*	*	-	*	*	-	-	-
Root Crops	32,160	26,536	3,957	365,324	22,867	51,527	1,723	1,782
Beet root	*	*	*	*	*	*	*	*
Carrot	*	*	*	*	*	*	*	*
Onion	*	*	-	2,113	*	-	-	-
Potatoes	1,957	1,871	1,325	40,401	547	32,046	1,041	1,005
Yam	718	552	-	60,919	552	-	-	-
Garlic	*	*	-	*	*	-	-	-
Taro/'Godere'	16,880	13,496	1,809	312,246	11,839	12,236	416	511
Sweet potatoes	12,205	10,217	558	288,978	9,787	6,493	127	131
Other Temporary	9,789	6,145	*	210,919	5,036	7,839	*	*
Fruit Crops	7,617	5,545		296,914	5,333			
Avocado	1,876	1,485		187,644	1,454			
Bananas	3,864	2,925		221,729	2,744			
Guava	107	19		7,582	19			
Lemons	*	*		*	*			
Mangos	1,542	941		117,511	940			
Oranges	76	54		16,770	54			
Papayas	87	81		24,443	81			
Pineapples	*	*		*	*			
Stimulant Crops	9,467	7,951		324,079	7,326			
Chat	*	*		13,018	*			
Coffee	9,198	7,751		323,535	7,125			
Hops/'Gesho'	*	*		8,729	*			
Enset	12,899	12,447		371,955	12,432			
Sugar Cane	1,234	902		106,606	800			
Other Permanent	309	215		73,152	199			

(Table 1.7.6 cont'd.)

Wolayita

Crop type	UREA			UREA + DAP			INDIGENOUS SEED		
	Holder	Hectare	Quintal	Holder	Hectare	Quintal	Holder	Hectare	Quintal
All	27,410	2,285	1,825	128,532	26,273	40,244	421,511	137,704	26,698
Cereals	*	*	*	104,571	21,424	32,537	215,607	29,010	20,561
Teff	*	*	*	64,245	11,036	15,425	132,557	20,447	13,652
Barley	*	*	*	*	*	*	5,105	*	340
Wheat	-	-	-	12,484	*	*	24,808	2,049	*
Maize	*	*	*	48,559	9,267	15,189	66,941	4,372	2,136
Sorghum	*	*	*	-	-	-	54,531	1,710	533
Finger millet	-	-	-	-	-	-	*	*	*
Oats/'Aja'	-	-	-	-	-	-	*	*	*
Rice	-	-	-	-	-	-	-	-	-
Pulse	8,881	376	228	38,368	2,970	4,048	332,497	33,678	6,131
Horse/Faba beans	*	*	*	*	*	*	43,410	1,186	1,357
Field peas	*	*	*	*	*	*	81,069	4,335	3,658
White Haricot beans	-	-	-	-	-	-	*	*	*
Red Haricot beans	7,323	276	*	32,715	2,466	3,266	282,796	25,977	-
Chick peas	*	*	*	*	*	*	26,648	2,029	995
Lentiles	-	-	-	-	-	-	*	*	-
Vetch/Grass peas	-	-	-	-	-	-	*	*	-
Soya beans	-	-	-	-	-	-	3,098	*	*
Fenugreek	-	-	-	-	-	-	-	-	-
Mung bean/'Masho'	-	-	-	-	-	-	-	-	-
Gibto	-	-	-	-	-	-	-	-	-
Oilseeds	-	-	-	*	*	*	3,596	32	*
Nueg	-	-	-	-	-	-	-	-	-
Linseed	-	-	-	*	*	*	2,635	*	*
Ground nuts	-	-	-	-	-	-	*	*	*
Safflower	-	-	-	-	-	-	-	-	-
Sesame	-	-	-	-	-	-	*	*	-
Rapeseed	-	-	-	-	-	-	-	-	-
Vegetables	*	*	*	*	*	*	157,510	1,586	-
Lettuce	-	-	-	-	-	-	-	-	-
Head Cabbage	-	-	-	*	*	*	3,747	*	-
Ethiopian Cabbage	*	*	*	-	-	-	133,156	703	-
Tomatoes	-	-	-	-	-	-	*	*	-
Green peppers	-	-	-	*	*	*	38,220	*	-
Red papers	*	*	*	-	-	-	20,939	*	-
Swiss chard	-	-	-	-	-	-	*	*	-
Root Crops	19,049	1,161	960	18,020	784	1,216	397,517	32,114	-
Beet root	-	-	-	*	*	*	*	*	-
Carrot	*	*	*	*	*	*	*	*	-
Onion	-	-	-	-	-	-	2,113	*	-
Potatoes	*	*	*	4,291	*	306	79,179	1,957	-
Yam	-	-	-	-	-	-	71,995	713	-
Garlic	-	-	-	-	-	-	*	*	-
Taro/'Godere'	16,990	1,019	858	6,494	*	439	360,322	16,858	-
Sweet potatoes	*	*	*	5,102	189	348	319,314	12,188	-
Other Temporary	*	*	*	*	*	*	253,603	9,773	-
Fruit Crops							351,590	7,607	
Avocado							233,475	1,876	
Bananas							274,158	3,854	
Guava							15,220	107	
Lemons							*	*	
Mangos							181,355	1,541	
Oranges							24,824	76	
Papayas							28,857	87	
Pineapples							*	*	
Stimulant Crops							361,637	9,464	
Chat							18,573	*	
Coffee							359,953	9,196	
Hops/'Gesho'							14,347	*	
Enset							393,697	12,899	
Sugar Cane							124,248	1,234	
Other Permanent							111,564	308	

(Table 1.7.6 Cont'd.)

Wolayita

Crop type	IMPROVED SEED			PESTICIDE		IRRIGATION		EXTENSION PACKAGE	
	Holder	Hectare	Quintal	Holder	Hectare	Holder	Hectare	Holder	Hectare
All	55,989	9,720	4,352	6,236	550	*	*	256,783	49,065
Cereals	50,691	9,593	4,274	2,072	*	*	*	157,182	28,769
Teff	9,694	1,373	969	*	*	-	-	103,434	17,130
Barley	-	-	-	-	-	-	-	2,049	*
Wheat	*	*	*	-	-	-	-	18,982	*
Maize	39,942	8,132	3,111	*	*	*	*	64,448	10,254
Sorghum	-	-	-	-	-	-	-	*	*
Finger millet	-	-	-	-	-	-	-	-	-
Oats/'Aja'	-	-	-	-	-	-	-	-	-
Rice	-	-	-	-	-	-	-	-	-
Pulse	*	*	*	*	*	-	-	150,205	14,120
Horse/Faba beans	-	-	-	-	-	-	-	*	*
Field peas	*	*	*	*	*	-	-	14,417	555
White Haricot beans	-	-	-	-	-	-	-	*	*
Red Haricot beans	*	*	*	-	-	-	-	135,136	12,131
Chick peas	-	-	-	-	-	-	-	12,546	*
Lentiles	-	-	-	-	-	-	-	-	-
Vetch/Grass peas	-	-	-	-	-	-	-	-	-
Soya beans	-	-	-	-	-	-	-	*	*
Fenugreek	-	-	-	-	-	-	-	-	-
Mung bean/'Masho'	-	-	-	-	-	-	-	-	-
Gibto	-	-	-	-	-	-	-	-	-
Oil Seeds	-	-	-	-	-	-	-	*	*
Nueg	-	-	-	-	-	-	-	-	-
Linseed	-	-	-	-	-	-	-	*	*
Ground nuts	-	-	-	-	-	-	-	-	-
Safflower	-	-	-	-	-	-	-	-	-
Sesame	-	-	-	-	-	-	-	-	-
Rapeseed	-	-	-	-	-	-	-	-	-
Vegetables	-	-	-	*	*	-	-	13,939	468
Lettuce	-	-	-	-	-	-	-	-	-
Head Cabbage	-	-	-	-	-	-	-	*	*
Ethiopian Cabbage	-	-	-	*	*	-	-	*	*
Tomatoes	-	-	-	-	-	-	-	*	*
Green peppers	-	-	-	-	-	-	-	*	*
Red papers	-	-	-	-	-	-	-	*	*
Swiss chard	-	-	-	-	-	-	-	-	-
Root Crops	2,713	*	-	*	*	*	*	92,106	4,382
Beet root	*	*	-	-	-	-	-	*	*
Carrot	*	*	-	-	-	*	*	*	*
Onion	-	-	-	-	-	-	-	-	-
Potatoes	-	-	-	*	*	-	-	32,368	1,033
Yam	*	*	-	-	-	-	-	-	-
Garlic	-	-	-	-	-	-	-	-	-
Taro/'Godere'	*	*	-	-	-	-	-	53,445	2,312
Sweet potatoes	*	*	-	-	-	-	-	22,199	908
Other Temporary	*	*	-	*	*	-	-	23,663	907
Fruit Crops	-	-	-	-	-	-	-	11,627	*
Avocado	-	-	-	-	-	-	-	3,097	20
Bananas	-	-	-	-	-	-	-	7,429	*
Guava	-	-	-	-	-	-	-	-	-
Lemons	-	-	-	-	-	-	-	-	-
Mangos	-	-	-	-	-	-	-	*	*
Oranges	-	-	-	-	-	-	-	*	*
Papayas	-	-	-	-	-	-	-	-	-
Pineapples	-	-	-	-	-	-	-	-	-
Stimulant Crops	*	*	-	-	-	-	-	16,157	238
Chat	-	-	-	-	-	-	-	-	-
Coffee	*	*	-	-	-	-	-	16,157	238
Hops/'Gesho'	-	-	-	-	-	-	-	-	-
Enset	-	-	-	*	*	-	-	-	-
Sugar Cane	-	-	-	-	-	-	-	-	-
Other Permanent	-	-	-	*	*	-	-	*	*

Table1.7.7. Number of Holders, Inputs Applied Area and Quantity of Inputs used

South Omo

Crop type	All Crop Area	All Fertilizers		Natural		DAP		
		Hectare	Quintal	Holder	Hectare	Holder	Hectare	Quintal
All	69,204	16,269	16,925	22,840	3,282	7,413	1,365	849
Cereals	47,054	12,312	13,905	4,896	*	6,605	1,182	684
Teff	3,526	*	*	*	*	*	*	*
Barley	2,698	*	*	*	*	*	*	*
Wheat	*	*	*	-	-	*	*	*
Maize	22,833	8,796	9,970	*	*	*	*	*
Sorghum	15,335	*	*	*	*	*	*	*
Finger millet	*	-	-	-	-	-	-	-
Oats/'Aja'	*	-	-	-	-	-	-	-
Rice	-	-	-	-	-	-	-	-
Pulse	8,076	1,330	2,672	*	*	2,731	*	*
Horse/Faba beans	*	*	*	*	*	*	*	*
Field peas	*	*	*	*	*	*	*	*
White Haricot beans	256	*	*	*	*	*	*	*
Red Haricot beans	3,723	843	2,019	*	*	*	*	*
Chick peas	*	-	-	-	-	-	-	-
Lentiles	*	-	-	-	-	-	-	-
Vetch/Grass peas	-	-	-	-	-	-	-	-
Soya beans	*	-	-	-	-	-	-	-
Fenugreek	-	-	-	-	-	-	-	-
Mung bean/'Masho'	-	-	-	-	-	-	-	-
Gibto	-	-	-	-	-	-	-	-
Oil Seeds	4,350	*	*	*	*	*	*	*
Nueg	-	-	-	-	-	-	-	-
Linseed	71	*	-	*	*	-	-	-
Ground nuts	*	*	*	-	-	-	-	-
Safflower	*	*	*	-	-	-	-	-
Sesame	4,148	*	*	*	*	*	*	*
Rapeseed	-	-	-	-	-	-	-	-
Vegetables	418	*	*	8,778	*	-	-	-
Lettuce	-	-	-	-	-	-	-	-
Head Cabbage	*	-	-	-	-	-	-	-
Ethiopian Cabbage	378	*	*	8,200	*	-	-	-
Tomatoes	*	*	*	-	-	-	-	-
Green peppers	*	-	-	-	-	-	-	-
Red papers	*	*	-	*	*	-	-	-
Swiss chard	-	-	-	-	-	-	-	-
Root Crops	1,250	*	*	9,806	*	-	-	-
Beet root	*	-	-	-	-	-	-	-
Carrot	*	-	-	-	-	-	-	-
Onion	164	*	-	*	*	-	-	-
Potatoes	*	-	-	-	-	-	-	-
Yam	31	*	-	*	*	-	-	-
Garlic	41	*	-	*	*	-	-	-
Taro/'Godere'	736	*	*	*	*	-	-	-
Sweet potatoes	157	*	-	*	*	-	-	-
Other Temporary	1,049	*	*	*	*	*	*	*
Fruit Crops	986	*	*	*	*	-	-	-
Avocado	177	*	*	*	*	-	-	-
Bananas	598	*	*	*	*	-	-	-
Guava	*	-	-	-	-	-	-	-
Lemons	*	*	*	*	*	-	-	-
Mangos	115	*	*	*	*	-	-	-
Oranges	*	*	*	*	*	-	-	-
Papayas	49	*	*	*	*	-	-	-
Pineapples	*	-	-	-	-	-	-	-
Stimulant Crops	2,183	*	*	5,983	*	-	-	-
Chat	*	*	-	-	-	-	-	-
Coffee	2,021	*	*	5,983	*	-	-	-
Hops/'Gesho'	*	-	-	-	-	-	-	-
Enset	3,277	1,241	*	16,517	1,241	-	-	-
Sugar Cane	214	*	*	*	*	-	-	-
Other Permanent	347	*	*	*	*	-	-	-

(Table 1.7.7 cont'd.)

South Omo									
Crop type	UREA			UREA + DAP			INDIGENOUS SEED		
	Holder	Hectare	Quintal	Holder	Hectare	Quintal	Holder	Hectare	Quintal
All	731	*	*	33,431	11,527	16,035	110,580	59,300	14,265
Cereals	731	*	*	32,744	10,424	13,182	89,095	37,729	10,922
Teff	*	*	*	*	*	*	12,486	3,526	673
Barley	-	-	-	*	*	*	14,982	2,698	2,492
Wheat	-	-	-	*	*	*	*	*	*
Maize	571	*	*	25,004	8,134	9,688	56,054	14,616	3,830
Sorghum	-	-	-	*	*	*	55,548	15,335	2,870
Finger millet	-	-	-	-	-	-	*	*	*
Oats/'Aja'	-	-	-	-	-	-	*	*	*
Rice	-	-	-	-	-	-	-	-	-
Pulse	*	*	*	13,700	939	2,522	68,266	8,070	*
Horse/Faba beans	-	-	-	*	*	*	17,261	*	*
Field peas	-	-	-	-	-	-	10,344	*	*
White Haricot	-	-	-	-	-	-	-	-	-
beans	-	-	-	*	*	*	5,206	256	44
Red Haricot beans	*	*	*	10,440	759	1,977	46,658	3,723	-
Chick peas	-	-	-	-	-	-	*	*	*
Lentiles	-	-	-	-	-	-	*	*	*
Vetch/Grass peas	-	-	-	-	-	-	-	-	-
Soya beans	-	-	-	-	-	-	*	*	*
Fenugreek	-	-	-	-	-	-	-	-	-
Mung bean/'Masho'	-	-	-	-	-	-	-	-	-
Gibto	-	-	-	-	-	-	-	-	-
Oil Seeds	-	-	-	*	*	*	14,135	*	*
Nueg	-	-	-	-	-	-	-	-	-
Linseed	-	-	-	-	-	-	1,926	71	*
Ground nuts	-	-	-	*	*	*	918	*	*
Safflower	-	-	-	*	*	*	3,301	*	*
Sesame	-	-	-	*	*	*	8,722	*	*
Rapeseed	-	-	-	-	-	-	-	-	-
Vegetables	*	*	*	*	*	*	27,269	418	-
Lettuce	-	-	-	-	-	-	-	-	-
Head Cabbage	-	-	-	-	-	-	*	*	-
Ethiopian Cabbage	*	*	*	*	*	*	23,917	378	-
Tomatoes	-	-	-	*	*	*	*	*	-
Green peppers	-	-	-	-	-	-	*	*	-
Red papers	-	-	-	-	-	-	2,463	*	-
Swiss chard	-	-	-	-	-	-	-	-	-
Root Crops	-	-	-	*	*	*	44,458	1,250	-
Beet root	-	-	-	-	-	-	*	*	-
Carrot	-	-	-	-	-	-	*	*	-
Onion	-	-	-	-	-	-	9,506	164	-
Potatoes	-	-	-	-	-	-	*	*	-
Yam	-	-	-	-	-	-	2,822	31	-
Garlic	-	-	-	-	-	-	5,243	41	-
Taro/'Godere'	-	-	-	*	*	*	32,439	736	-
Sweet potatoes	-	-	-	-	-	-	9,553	157	-
Other Temporary	-	-	-	768	*	*	32,780	1,049	-
Fruit Crops	-	-	-	-	-	-	40,952	986	-
Avocado	-	-	-	-	-	-	12,356	177	-
Bananas	-	-	-	-	-	-	32,257	598	-
Guava	-	-	-	-	-	-	*	*	-
Lemons	-	-	-	-	-	-	*	*	-
Mangos	-	-	-	-	-	-	15,134	115	-
Oranges	-	-	-	-	-	-	2,014	*	-
Papayas	-	-	-	-	-	-	10,135	49	-
Pineapples	-	-	-	-	-	-	*	*	-
Stimulant Crops	-	-	-	-	-	-	38,991	2,183	-
Chat	-	-	-	-	-	-	6,413	*	-
Coffee	-	-	-	-	-	-	37,497	2,021	-
Hops/'Gesho'	-	-	-	-	-	-	*	*	-
Enset	-	-	-	-	-	-	51,597	3,276	-
Sugar Cane	-	-	-	-	-	-	11,451	214	-
Other Permanent	-	-	-	-	-	-	25,051	347	-

(Table 1.7.7 Cont'd.)

South Omo

Crop type	IMPROVED SEED			PESTICIDE		IRRIGATION		EXTENSION PACKAGE	
	Holder	Hectare	Quintal	Holder	Hectare	Holder	Hectare	Holder	Hectare
All	731	*	*	33,431	11,527	16,035	110,580	59,300	14,265
Cereals	731	*	*	32,744	10,424	13,182	89,095	37,729	10,922
Teff	*	*	*	*	*	*	12,486	3,526	673
Barley	-	-	-	*	*	*	14,982	2,698	2,492
Wheat	-	-	-	*	*	*	*	*	*
Maize	571	*	*	25,004	8,134	9,688	56,054	14,616	3,830
Sorghum	-	-	-	*	*	*	55,548	15,335	2,870
Finger millet	-	-	-	-	-	-	*	*	*
Oats/'Aja'	-	-	-	-	-	-	*	*	*
Rice	-	-	-	-	-	-	-	-	-
Pulse	*	*	*	13,700	939	2,522	68,266	8,070	*
Horse/Faba beans	-	-	-	*	*	*	17,261	*	*
Field peas	-	-	-	-	-	-	10,344	*	*
White Haricot beans	-	-	-	*	*	*	5,206	256	44
Red Haricot beans	*	*	*	10,440	759	1,977	46,658	3,723	-
Chick peas	-	-	-	-	-	-	*	*	*
Lentiles	-	-	-	-	-	-	*	*	*
Vetch/Grass peas	-	-	-	-	-	-	-	-	-
Soya beans	-	-	-	-	-	-	*	*	*
Fenugreek	-	-	-	-	-	-	-	-	-
Mung bean/'Masho'	-	-	-	-	-	-	-	-	-
Gibto	-	-	-	-	-	-	-	-	-
Oilseeds	-	-	-	*	*	*	14,135	*	*
Nueg	-	-	-	-	-	-	-	-	-
Linseed	-	-	-	-	-	-	1,926	71	*
Ground nuts	-	-	-	*	*	*	918	*	*
Safflower	-	-	-	*	*	*	3,301	*	*
Sesame	-	-	-	*	*	*	8,722	*	*
Rapeseed	-	-	-	-	-	-	-	-	-
Vegetables	*	*	*	*	*	*	27,269	418	-
Lettuce	-	-	-	-	-	-	-	-	-
Head Cabbage	-	-	-	-	-	-	*	*	-
Ethiopian Cabbage	*	*	*	*	*	*	23,917	378	-
Tomatoes	-	-	-	*	*	*	*	*	-
Green peppers	-	-	-	-	-	-	*	*	-
Red papers	-	-	-	-	-	-	2,463	*	-
Swiss chard	-	-	-	-	-	-	-	-	-
Root Crops	-	-	-	*	*	*	44,458	1,250	-
Beet root	-	-	-	-	-	-	*	*	-
Carrot	-	-	-	-	-	-	*	*	-
Onion	-	-	-	-	-	-	9,506	164	-
Potatoes	-	-	-	-	-	-	*	*	-
Yam	-	-	-	-	-	-	2,822	31	-
Garlic	-	-	-	-	-	-	5,243	41	-
Taro/'Godere'	-	-	-	*	*	*	32,439	736	-
Sweet potatoes	-	-	-	-	-	-	9,553	157	-
Other Temporary	-	-	-	768	*	*	32,780	1,049	-
Fruit Crops							40,952	986	
Avocado							12,356	177	
Bananas							32,257	598	
Guava							*	*	
Lemons							*	*	
Mangos							15,134	115	
Oranges							2,014	*	
Papayas							10,135	49	
Pineapples							*	*	
Stimulant Crops							38,991	2,183	
Chat							6,413	*	
Coffee							37,497	2,021	
Hops/'Gesho'							*	*	
Enset							51,597	3,276	
Sugar Cane							11,451	214	
Other Permanent							25,051	347	

Table1.7.8 Number of Holders, Inputs Applied Area and Quantity of Inputs used

Sheka

Crop type	All Crop Area	All Fertilizers		Natural		DAP		
		Hectare	Quintal	Holder	Hectare	Holder	Hectare	Quintal
All	39,191	3,123	1,946	8,664	*	5,092	1,323	744
Cereals	11,725	2,360	1,864	*	*	4,724	1,215	667
Teff	705	*	*	*	*	*	*	*
Barley	*	*	*	-	-	*	*	*
Wheat	210	*	*	-	-	*	*	*
Maize	*	*	*	*	*	595	*	*
Sorghum	7,622	1,234	944	-	-	3,630	885	476
Finger millet	-	-	-	-	-	-	-	-
Oats/'Aja'	-	-	-	-	-	-	-	-
Rice	*	-	-	-	-	-	-	-
Pulse	4,024	*	*	*	*	*	*	*
Horse/Faba beans	*	*	*	*	*	*	*	*
Field peas	2,845	*	*	*	*	*	*	*
White Haricot beans	*	-	-	-	-	-	-	-
Red Haricot beans	62	*	*	*	*	*	*	*
Chick peas	-	-	-	-	-	-	-	-
Lentiles	-	-	-	-	-	-	-	-
Vetch/Grass peas	-	-	-	-	-	-	-	-
Soya beans	*	-	-	-	-	-	-	-
Fenugreek	-	-	-	-	-	-	-	-
Mung bean/"Masho"	-	-	-	-	-	-	-	-
Gibto	-	-	-	-	-	-	-	-
Oil Seeds	-	-	-	-	-	-	-	-
Nueg	-	-	-	-	-	-	-	-
Linseed	-	-	-	-	-	-	-	-
Ground nuts	-	-	-	-	-	-	-	-
Safflower	-	-	-	-	-	-	-	-
Sesame	-	-	-	-	-	-	-	-
Rapeseed	-	-	-	-	-	-	-	-
Vegetables	389	40	*	5,429	33	*	*	*
Lettuce	-	-	-	-	-	-	-	-
Head Cabbage	*	-	-	-	-	-	-	-
Ethiopian Cabbage	229	33	*	5,206	32	*	*	*
Tomatoes	*	-	-	-	-	-	-	-
Green peppers	60	*	*	*	*	*	*	*
Red papers	31	-	-	-	-	-	-	-
Swiss chard	-	-	-	-	-	-	-	-
Root Crops	902	*	*	*	*	*	*	*
Beet root	*	-	-	-	-	-	-	-
Carrot	*	-	-	-	-	-	-	-
Onion	22	*	-	*	*	-	-	-
Potatoes	*	*	*	-	-	*	*	*
Yam	24	-	-	-	-	-	-	-
Garlic	8	*	-	*	*	-	-	-
Taro/'Godere'	691	*	-	605	*	-	-	-
Sweet potatoes	6	-	-	-	-	-	-	-
Other Temporary	1,132	*	-	*	*	-	-	-
Fruit Crops	756	*	-	*	*	-	-	-
Avocado	222	*	-	*	*	-	-	-
Bananas	205	*	-	*	*	-	-	-
Guava	2	-	-	-	-	-	-	-
Lemons	2	-	-	-	-	-	-	-
Mangos	195	*	-	*	*	-	-	-
Oranges	85	*	-	*	*	-	-	-
Papayas	45	*	-	*	*	-	-	-
Pineapples	*	-	-	-	-	-	-	-
Stimulant Crops	15,422	*	-	1,155	*	-	-	-
Chat	165	*	-	*	*	-	-	-
Coffee	15,218	*	-	665	*	-	-	-
Hops/'Gesho'	38	-	-	-	-	-	-	-
Enset	4,619	299	-	3,983	299	-	-	-
Sugar Cane	190	*	-	644	*	-	-	-
Other Permanent	32	*	-	*	*	-	-	-

(Table 1.7.8 cont'd.)

Sheka

Crop type	UREA			UREA + DAP			INDIGENOUS SEED		
	Holder	Hectare	Quintal	Holder	Hectare	Quintal	Holder	Hectare	Quintal
All	687	*	24	3,240	*	1,178	62,516	37,294	5,993
Cereals	*	*	*	3,240	*	1,178	36,640	10,731	3,979
Teff	-	-	-	-	-	-	5,839	*	883
Barley	-	-	-	-	-	-	*	*	*
Wheat	*	*	*	*	*	*	*	83	*
Maize	*	*	*	*	*	*	8,558	*	*
Sorghum	*	*	*	*	*	*	29,348	7,567	2,005
Finger millet	-	-	-	-	-	-	-	-	-
Oats/'Aja'	-	-	-	-	-	-	-	-	-
Rice	-	-	-	-	-	-	*	*	*
Pulse	-	-	-	-	-	-	21,730	4,024	2,014
Horse/Faba beans	-	-	-	-	-	-	6,167	*	*
Field peas	-	-	-	-	-	-	8,650	2,845	1,114
White Haricot	-	-	-	-	-	-	-	-	-
beans	-	-	-	-	-	-	*	*	*
Red Haricot beans	-	-	-	-	-	-	13,789	62	-
Chick peas	-	-	-	-	-	-	-	-	-
Lentiles	-	-	-	-	-	-	-	-	-
Vetch/Grass peas	-	-	-	-	-	-	-	-	-
Soya beans	-	-	-	-	-	-	*	*	*
Fenugreek	-	-	-	-	-	-	-	-	-
Mung bean/'Masho'	-	-	-	-	-	-	-	-	-
Gibto	-	-	-	-	-	-	-	-	-
Oil Seeds	-	-	-	-	-	-	-	-	-
Nueg	-	-	-	-	-	-	-	-	-
Linseed	-	-	-	-	-	-	-	-	-
Ground nuts	-	-	-	-	-	-	-	-	-
Safflower	-	-	-	-	-	-	-	-	-
Sesame	-	-	-	-	-	-	-	-	-
Rapeseed	-	-	-	-	-	-	-	-	-
Vegetables	*	*	*	-	-	-	35,567	376	-
Lettuce	-	-	-	-	-	-	-	-	-
Head Cabbage	-	-	-	-	-	-	*	*	-
Ethiopian Cabbage	*	*	*	-	-	-	30,990	229	-
Tomatoes	-	-	-	-	-	-	*	*	-
Green peppers	*	*	*	-	-	-	8,897	60	-
Red papers	-	-	-	-	-	-	1,419	31	-
Swiss chard	-	-	-	-	-	-	-	-	-
Root Crops	-	-	-	-	-	-	35,994	902	-
Beet root	-	-	-	-	-	-	*	*	-
Carrot	-	-	-	-	-	-	*	*	-
Onion	-	-	-	-	-	-	5,084	22	-
Potatoes	-	-	-	-	-	-	*	*	-
Yam	-	-	-	-	-	-	4,244	24	-
Garlic	-	-	-	-	-	-	6,424	8	-
Taro/'Godere'	-	-	-	-	-	-	28,686	691	-
Sweet potatoes	-	-	-	-	-	-	1,754	6	-
Other Temporary	-	-	-	-	-	-	27,163	1,132	-
Fruit Crops	-	-	-	-	-	-	40,383	754	-
Avocado	-	-	-	-	-	-	24,439	219	-
Bananas	-	-	-	-	-	-	19,550	205	-
Guava	-	-	-	-	-	-	1,036	2	-
Lemons	-	-	-	-	-	-	1,422	2	-
Mangos	-	-	-	-	-	-	18,611	195	-
Oranges	-	-	-	-	-	-	9,518	85	-
Papayas	-	-	-	-	-	-	17,023	45	-
Pineapples	-	-	-	-	-	-	554	*	-
Stimulant Crops	-	-	-	-	-	-	47,153	14,536	-
Chat	-	-	-	-	-	-	5,059	165	-
Coffee	-	-	-	-	-	-	46,224	14,333	-
Hops/'Gesho'	-	-	-	-	-	-	5,883	38	-
Enset	-	-	-	-	-	-	50,316	4,619	-
Sugar Cane	-	-	-	-	-	-	20,189	190	-
Other Permanent	-	-	-	-	-	-	16,086	32	-

(Table 1.7.8 Cont'd.)

Sheka

[illegible]

Table1.7.9. Number of Holders, Inputs Applied Area and Quantity of Inputs used

Keffa

Crop type	All Crop Area	All Fertilizers		Natural		DAP		
		Hectare	Quintal	Holder	Hectare	Holder	Hectare	Quintal
All	177,029	31,465	28,044	118,858	8,429	48,630	9,848	8,503
Cereals	89,298	22,415	26,497	12,113	*	43,529	8,876	7,587
Teff	28,129	8,537	9,200	1,865	136	17,300	3,625	2,860
Barley	10,029	2,147	2,110	*	*	8,531	1,188	862
Wheat	10,281	7,333	9,944	-	-	16,139	2,508	2,432
Maize	25,182	3,916	5,058	10,378	*	7,129	1,201	1,280
Sorghum	14,887	*	*	*	*	1,871	*	*
Finger millet	*	*	*	-	-	*	*	*
Oats/'Aja'	*	*	*	-	-	*	*	*
Rice	*	-	-	-	-	-	-	-
Pulse	42,811	1,618	1,246	12,045	*	6,635	826	696
Horse/Faba beans	19,699	1,017	842	*	*	4,295	597	531
Field peas	15,755	212	*	*	*	*	*	*
White Haricot beans	*	*	-	*	*	-	-	-
Red Haricot beans	7,115	*	*	5,885	20	1,698	185	125
Chick peas	*	-	-	-	-	-	-	-
Lentiles	*	-	-	-	-	-	-	-
Vetch/Grass peas	*	-	-	-	-	-	-	-
Soya beans	*	*	*	*	*	-	-	-
Fenugreek	*	*	-	*	*	-	-	-
Mung bean/'Masho'	*	-	-	-	-	-	-	-
Gibto	-	-	-	-	-	-	-	-
Oil Seeds	181	*	*	*	*	-	-	-
Nueg	*	-	-	-	-	-	-	-
Linseed	67	*	*	-	-	-	-	-
Ground nuts	*	-	-	-	-	-	-	-
Safflower	-	-	-	-	-	-	-	-
Sesame	-	-	-	-	-	-	-	-
Rapeseed	*	*	-	*	*	-	-	-
Vegetables	1,375	653	*	83,314	630	*	*	*
Lettuce	-	-	-	-	-	-	-	-
Head Cabbage	40	*	*	*	*	-	-	-
Ethiopian Cabbage	979	441	*	76,177	440	*	*	*
Tomatoes	*	-	-	-	-	-	-	-
Green peppers	98	*	-	7,458	*	-	-	-
Red papers	*	*	*	*	*	*	*	*
Swiss chard	*	-	-	-	-	-	-	-
Root Crops	4,526	*	*	41,867	*	*	*	*
Beet root	44	*	-	*	*	-	-	-
Carrot	*	-	-	-	-	-	-	-
Onion	*	8	*	*	*	*	*	*
Potatoes	*	*	-	*	*	-	-	-
Yam	93	*	-	1,427	*	-	-	-
Garlic	44	7	*	*	*	*	*	*
Taro/'Godere'	3,964	*	*	35,451	*	*	*	*
Sweet potatoes	128	*	-	*	*	-	-	-
Other Temporary	2,116	130	*	10,917	83	*	*	*
Fruit Crops	2,124	260		24,062	236			
Avocado	544	56		8,454	56			
Bananas	1,411	170		16,455	146			
Guava	*	-		-	-			
Lemons	5	*		*	*			
Mangos	52	7		2,349	7			
Oranges	19	*		*	*			
Papayas	77	16		2,512	16			
Pineapples	*	*		*	*			
Stimulant Crops	12,732	764		38,290	672			
Chat	371	53		4,786	50			
Coffee	12,198	692		34,881	603			
Hops/'Gesho'	163	*		2,737	*			
Enset	21,113	4,744		80,010	4,742			
Sugar Cane	648	32		7,677	32			
Other Permanent	105	*		*	*			

(Table 1.7.9 cont'd.)

Keffa									
Crop type	UREA			UREA + DAP			INDIGENOUS SEED		
	Holder	Hectare	Quintal	Holder	Hectare	Quintal	Holder	Hectare	Quintal
All	4,293	673	262	47,039	12,515	19,280	223,378	170,429	82,286
Cereals	3,112	537	196	46,151	12,101	18,714	183,781	83,261	56,659
Teff	*	*	125	22,453	4,360	6,214	129,076	27,799	21,183
Barley	*	*	*	7,005	*	1,230	65,852	10,029	9,579
Wheat	*	*	*	19,890	*	7,478	34,217	7,330	*
Maize	-	-	-	7,842	2,030	3,778	60,131	22,484	10,954
Sorghum	*	*	*	-	-	-	65,811	14,829	5,081
Finger millet	-	-	-	-	-	-	7,028	*	*
Oats/'Aja'	-	-	-	*	*	*	*	*	*
Rice	-	-	-	-	-	-	*	*	*
Pulse	*	*	*	3,132	393	*	168,757	42,686	25,579
Horse/Faba beans	*	*	*	*	*	*	106,192	19,699	16,542
Field peas	*	*	*	*	*	*	77,378	15,755	8,911
White Haricot	-	-	-	-	-	-	-	-	-
beans	-	-	-	-	-	-	5,583	*	*
Red Haricot beans	*	*	*	*	*	*	79,224	6,989	-
Chick peas	-	-	-	-	-	-	*	*	*
Lentiles	-	-	-	-	-	-	*	*	*
Vetch/Grass peas	-	-	-	-	-	-	*	*	-
Soya beans	-	-	-	-	-	-	*	*	*
Fenugreek	-	-	-	-	-	-	*	*	*
Mung bean/'Masho'	-	-	-	-	-	-	*	*	-
Gibto	-	-	-	-	-	-	-	-	-
Oil Seeds	-	-	-	*	*	*	10,440	181	49
Nueg	-	-	-	-	-	-	*	*	*
Linseed	-	-	-	*	*	*	6,552	67	42
Ground nuts	-	-	-	-	-	-	*	*	*
Safflower	-	-	-	-	-	-	-	-	-
Sesame	-	-	-	-	-	-	-	-	-
Rapeseed	-	-	-	-	-	-	3,021	*	*
Vegetables	*	*	*	-	-	-	166,491	1,375	-
Lettuce	-	-	-	-	-	-	-	-	-
Head Cabbage	*	*	*	-	-	-	5,401	39	-
Ethiopian Cabbage	-	-	-	-	-	-	151,528	979	-
Tomatoes	-	-	-	-	-	-	*	*	-
Green peppers	-	-	-	-	-	-	32,767	98	-
Red papers	*	*	*	-	-	-	16,487	*	-
Swiss chard	-	-	-	-	-	-	*	*	-
Root Crops	-	-	-	-	-	-	165,812	4,525	-
Beet root	-	-	-	-	-	-	8,950	44	-
Carrot	-	-	-	-	-	-	*	*	-
Onion	-	-	-	-	-	-	18,914	*	-
Potatoes	-	-	-	-	-	-	3,084	*	-
Yam	-	-	-	-	-	-	13,050	93	-
Garlic	-	-	-	-	-	-	14,940	44	-
Taro/'Godere'	-	-	-	-	-	-	142,004	3,964	-
Sweet potatoes	-	-	-	-	-	-	17,182	128	-
Other Temporary	-	-	-	*	*	*	80,096	2,116	-
Fruit Crops	-	-	-	-	-	-	106,235	2,119	-
Avocado	-	-	-	-	-	-	46,391	541	-
Bananas	-	-	-	-	-	-	85,051	1,411	-
Guava	-	-	-	-	-	-	*	*	-
Lemons	-	-	-	-	-	-	3,746	5	-
Mangos	-	-	-	-	-	-	9,435	50	-
Oranges	-	-	-	-	-	-	4,663	19	-
Papayas	-	-	-	-	-	-	13,443	77	-
Pineapples	-	-	-	-	-	-	*	*	-
Stimulant Crops	-	-	-	-	-	-	157,099	12,302	-
Chat	-	-	-	-	-	-	32,763	371	-
Coffee	-	-	-	-	-	-	150,265	11,768	-
Hops/'Gesho'	-	-	-	-	-	-	24,523	163	-
Enset	-	-	-	-	-	-	209,424	21,113	-
Sugar Cane	-	-	-	-	-	-	56,786	648	-
Other Permanent	-	-	-	-	-	-	46,566	105	-

(Table 1.7.9 Cont'd.)

Keffa

Crop type	IMPROVED SEED			PESTICIDE		IRRIGATION		EXTENSION PACKAGE	
	Holder	Hectare	Quintal	Holder	Hectare	Holder	Hectare	Holder	Hectare
All	42,155	6,599	5,765	109,719	37,975	*	*	89,005	21,089
Cereals	36,456	6,037	5,671	109,394	37,745	-	-	81,614	19,308
Teff	7,052	330	64	83,254	18,531	-	-	38,193	7,906
Barley	-	-	-	31,307	4,567	-	-	14,300	2,007
Wheat	18,403	2,951	*	25,770	*	-	-	32,811	5,630
Maize	12,107	2,698	1,048	1,336	*	-	-	15,156	3,447
Sorghum	*	*	-	28,113	6,656	-	-	*	*
Finger millet	-	-	-	*	*	-	-	*	*
Oats/'Aja'	-	-	-	*	*	-	-	*	*
Rice	-	-	-	-	-	-	-	-	-
Pulse	*	*	*	*	*	-	-	10,787	1,388
Horse/Faba beans	-	-	-	*	*	-	-	6,768	777
Field peas	-	-	-	*	*	-	-	2,573	222
White Haricot beans	-	-	-	-	-	-	-	-	-
Red Haricot beans	*	*	*	-	-	-	-	3,108	390
Chick peas	-	-	-	-	-	-	-	-	-
Lentiles	-	-	-	-	-	-	-	-	-
Vetch/Grass peas	-	-	-	-	-	-	-	-	-
Soya beans	-	-	-	-	-	-	-	-	-
Fenugreek	-	-	-	-	-	-	-	-	-
Mung bean/'Masho'	-	-	-	-	-	-	-	-	-
Gibto	-	-	-	-	-	-	-	-	-
Oil Seeds	-	-	-	*	*	-	-	*	*
Nueg	-	-	-	-	-	-	-	-	-
Linseed	-	-	-	*	*	-	-	*	*
Ground nuts	-	-	-	-	-	-	-	-	-
Safflower	-	-	-	-	-	-	-	-	-
Sesame	-	-	-	-	-	-	-	-	-
Rapeseed	-	-	-	-	-	-	-	-	-
Vegetables	*	*	-	-	-	-	-	*	*
Lettuce	-	-	-	-	-	-	-	-	-
Head Cabbage	*	*	-	-	-	-	-	*	*
Ethiopian Cabbage	-	-	-	-	-	-	-	*	*
Tomatoes	-	-	-	-	-	-	-	-	-
Green peppers	-	-	-	-	-	-	-	-	-
Red papers	-	-	-	-	-	-	-	*	*
Swiss chard	-	-	-	-	-	-	-	-	-
Root Crops	*	*	-	-	-	-	-	*	*
Beet root	*	*	-	-	-	-	-	*	*
Carrot	-	-	-	-	-	-	-	*	*
Onion	*	*	-	-	-	-	-	*	*
Potatoes	-	-	-	-	-	-	-	-	-
Yam	-	-	-	-	-	-	-	-	-
Garlic	-	-	-	-	-	-	-	*	*
Taro/'Godere'	-	-	-	-	-	-	-	-	-
Sweet potatoes	-	-	-	-	-	-	-	-	-
Other Temporary	-	-	-	-	-	-	-	1,565	*
Fruit Crops				-	-	-	-	*	*
Avocado				-	-	-	-	*	*
Bananas				-	-	-	-	*	*
Guava				-	-	-	-	-	-
Lemons				-	-	-	-	-	-
Mangos				-	-	-	-	-	-
Oranges				-	-	-	-	-	-
Papayas				-	-	-	-	-	-
Pineapples				-	-	-	-	-	-
Stimulant Crops	7,904	430	-	*	*	-	-	*	*
Chat				-	-	-	-	*	*
Coffee	7,904	430	-	*	*	-	-	*	*
Hops/'Gesho'				-	-	*	*	-	-
Enset				-	-	-	-	*	*
Sugar Cane				-	-	-	-	*	*
Other Permanent				-	-	-	-	*	*

Table1.7.10 Number of Holders, Inputs Applied Area and Quantity of Inputs used

Gamo Gofa

Crop type	All Crop Area	All Fertilizers		Natural		DAP		
		Hectare	Quintal	Holder	Hectare	Holder	Hectare	Quintal
All	200,644	95,722	68,641	284,115	33,498	59,954	14,366	8,052
Cereals	124,061	63,712	61,259	109,349	7,200	53,864	11,595	6,326
Teff	33,629	22,151	24,212	3,813	*	16,116	4,695	2,573
Barley	15,881	11,041	5,280	41,172	3,585	26,387	3,259	1,263
Wheat	6,377	4,579	4,236	17,427	692	7,342	370	207
Maize	57,268	24,191	26,442	51,038	1,820	14,020	3,263	2,271
Sorghum	10,769	1,750	1,089	17,179	*	*	*	*
Finger millet	*	-	-	-	-	-	-	-
Oats/'Aja'	-	-	-	-	-	-	-	-
Rice	-	-	-	-	-	-	-	-
Pulse	17,864	5,875	4,173	74,057	2,156	16,469	*	*
Horse/Faba beans	2,156	1,152	488	27,956	*	3,044	*	40
Field peas	1,982	520	*	13,707	390	*	*	*
White Haricot beans	*	*	*	*	*	-	-	-
Red Haricot beans	13,026	4,112	3,406	36,721	927	13,173	*	*
Chick peas	*	*	*	*	*	-	-	-
Lentiles	*	*	*	*	*	-	-	-
Vetch/Grass peas	-	-	-	-	-	-	-	-
Soya beans	-	-	-	-	-	-	-	-
Fenugreek	*	8	*	3,317	8	-	-	-
Mung bean/"Masho"	-	-	-	-	-	-	-	-
Gibto	-	-	-	-	-	-	-	-
Oil Seeds	*	*	*	*	*	*	*	*
Nueg	-	-	-	-	-	-	-	-
Linseed	21	*	*	*	*	-	-	-
Ground nuts	*	*	*	-	-	-	-	-
Safflower	-	-	-	-	-	-	-	-
Sesame	*	*	*	-	-	*	*	*
Rapeseed	-	-	-	-	-	-	-	-
Vegetables	880	638	*	83,975	605	*	*	*
Lettuce	-	-	-	-	-	-	-	-
Head Cabbage	*	*	*	*	*	*	*	*
Ethiopian Cabbage	677	568	*	76,237	561	*	*	*
Tomatoes	*	*	*	*	*	-	-	-
Green peppers	*	*	*	4,857	*	*	*	*
Red papers	*	*	-	*	*	-	-	-
Swiss chard	-	-	-	-	-	-	-	-
Root Crops	15,737	8,261	1,141	171,720	7,330	17,934	*	*
Beet root	27	*	*	4,312	*	*	*	*
Carrot	*	*	*	*	*	-	-	-
Onion	372	224	*	29,378	187	*	*	*
Potatoes	*	*	757	34,623	*	16,753	*	*
Yam	1,281	792	*	35,370	790	-	-	-
Garlic	*	*	*	*	*	-	-	-
Taro/'Godere'	2,936	1,624	*	90,958	1,608	-	-	-
Sweet potatoes	8,191	2,807	*	76,491	2,646	*	*	*
Other Temporary	10,522	2,141	133	101,506	2,006	*	*	*
Fruit Crops	*	1,257		88,198	974			
Avocado	301	78		18,074	78			
Bananas	*	936		55,729	667			
Guava	*	-		-	-			
Lemons	90	8		3,283	6			
Mangos	864	146		25,330	134			
Oranges	34	*		*	*			
Papayas	171	77		19,122	77			
Pineapples	*	-		-	-			
Stimulant Crops	4,602	2,382		127,197	2,364			
Chat	847	*		*	*			
Coffee	3,704	2,063		123,323	2,045			
Hops/'Gesho'	52	*		4,031	*			
Enset	12,180	10,433		231,723	10,387			
Sugar Cane	657	165		25,100	164			
Other Permanent	1,312	569		56,197	302			

(Table 1.7.10 cont'd.)

Gamo Gofa

Crop type	UREA			UREA + DAP			INDIGENOUS SEED		
	Holder	Hectare	Quintal	Holder	Hectare	Quintal	Holder	Hectare	Quintal
All	8,665	1,187	521	141,927	46,671	60,069	349,395	183,046	36,912
Cereals	5,049	*	*	138,707	43,858	54,472	304,836	106,990	34,478
Teff	*	*	*	62,787	16,594	21,411	126,976	33,326	10,550
Barley	*	*	*	41,495	3,840	3,795	118,576	15,881	6,671
Wheat	*	*	*	35,619	3,513	4,025	60,414	6,107	3,677
Maize	*	*	*	58,839	19,096	24,168	150,355	40,770	11,032
Sorghum	*	*	*	8,383	816	1,073	71,302	10,769	2,524
Finger millet	-	-	-	-	-	-	*	*	*
Oats/'Aja'	-	-	-	-	-	-	-	-	-
Rice	-	-	-	-	-	-	-	-	-
Pulse	*	*	*	31,379	1,805	3,158	192,982	17,677	2,343
Horse/Faba beans	*	*	*	8,099	*	*	63,859	2,156	1,173
Field peas	*	*	*	*	*	*	47,306	1,982	835
White Haricot	-	-	-	*	*	*	3,275	*	*
beans	*	*	*	22,498	1,429	2,473	122,379	12,847	-
Red Haricot beans	-	-	-	*	*	*	*	*	*
Chick peas	-	-	-	*	*	*	1,390	*	*
Lentiles	-	-	-	-	-	-	-	-	-
Vetch/Grass peas	-	-	-	-	-	-	-	-	-
Soya beans	-	-	-	*	*	*	4,860	*	*
Fenugreek	-	-	-	-	-	-	-	-	-
Mung bean/'Masho'	-	-	-	-	-	-	-	-	-
Gibto	-	-	-	*	*	*	15,656	*	*
Oil Seeds	-	-	-	-	-	-	-	-	-
Nueg	-	-	-	*	*	*	8,062	21	9
Linseed	-	-	-	*	*	*	*	*	*
Ground nuts	-	-	-	-	-	-	-	-	-
Safflower	-	-	-	*	*	*	*	*	*
Sesame	-	-	-	-	-	-	-	-	-
Rapeseed	-	-	-	-	-	-	-	-	-
Vegetables	-	-	-	*	*	*	105,953	880	-
Lettuce	-	-	-	-	-	-	*	*	-
Head Cabbage	-	-	-	*	*	*	91,888	677	-
Ethiopian Cabbage	-	-	-	*	*	*	4,698	*	-
Tomatoes	-	-	-	-	-	-	8,984	*	-
Green peppers	-	-	-	-	-	-	*	*	-
Red papers	-	-	-	-	-	-	-	-	-
Swiss chard	-	-	-	-	-	-	-	-	-
Root Crops	*	*	*	13,811	328	637	249,427	15,734	-
Beet root	-	-	-	*	*	*	6,205	26	-
Carrot	-	-	-	*	*	*	*	*	-
Onion	*	*	*	*	*	*	38,267	370	-
Potatoes	*	*	*	5,671	142	271	62,734	*	-
Yam	-	-	-	*	*	*	52,960	1,281	-
Garlic	-	-	-	*	*	*	*	*	-
Taro/'Godere'	*	*	*	*	*	*	130,532	2,936	-
Sweet potatoes	*	*	*	*	*	*	157,939	8,191	-
Other Temporary	-	-	-	4,476	*	102	174,549	10,522	-
Fruit Crops	-	-	-	-	-	-	175,513	*	-
Avocado	-	-	-	-	-	-	42,436	301	-
Bananas	-	-	-	-	-	-	131,453	*	-
Guava	-	-	-	-	-	-	*	*	-
Lemons	-	-	-	-	-	-	13,881	90	-
Mangos	-	-	-	-	-	-	73,823	864	-
Oranges	-	-	-	-	-	-	12,443	34	-
Papayas	-	-	-	-	-	-	39,167	171	-
Pineapples	-	-	-	-	-	-	*	*	-
Stimulant Crops	-	-	-	-	-	-	182,994	4,602	-
Chat	-	-	-	-	-	-	24,597	847	-
Coffee	-	-	-	-	-	-	174,679	3,704	-
Hops/'Gesho'	-	-	-	-	-	-	11,649	52	-
Enset	-	-	-	-	-	-	269,063	12,180	-
Sugar Cane	-	-	-	-	-	-	49,843	657	-
Other Permanent	-	-	-	-	-	-	105,590	1,310	-

(Table 1.7.10 Cont'd.)

Gamo Gofa

Crop type	IMPROVED SEED			PESTICIDE		IRRIGATION		EXTENSION PACKAGE	
	Holder	Hectare	Quintal	Holder	Hectare	Holder	Hectare	Holder	Hectare
All	47,612	17,598	4,120	5,830	*	31,641	*	190,922	62,742
Cereals	43,094	17,070	4,007	*	*	*	*	180,923	57,177
Teff	*	*	*	*	*	*	*	73,774	21,284
Barley	-	-	-	*	*	-	-	62,274	6,745
Wheat	*	*	*	-	-	-	-	37,857	3,412
Maize	35,674	16,498	3,618	*	*	*	*	73,338	24,737
Sorghum	-	-	-	-	-	-	-	9,169	998
Finger millet	-	-	-	-	-	-	-	-	-
Oats/'Aja'	-	-	-	-	-	-	-	-	-
Rice	-	-	-	-	-	-	-	-	-
Pulse	*	*	*	-	-	*	*	46,948	3,220
Horse/Faba beans	-	-	-	-	-	-	-	10,865	339
Field peas	-	-	-	-	-	-	-	7,321	*
White Haricot beans	-	-	-	-	-	-	-	-	-
Red Haricot beans	*	*	*	-	-	*	*	33,914	2,659
Chick peas	-	-	-	-	-	-	-	*	*
Lentiles	*	*	*	-	-	-	-	*	*
Vetch/Grass peas	-	-	-	-	-	-	-	-	-
Soya beans	-	-	-	-	-	-	-	-	-
Fenugreek	-	-	-	-	-	-	-	*	*
Mung bean/"Masho"	-	-	-	-	-	-	-	-	-
Gibto	-	-	-	-	-	-	-	-	-
Oil Seeds	*	*	*	-	-	*	*	5,314	*
Nueg	-	-	-	-	-	-	-	-	-
Linseed	-	-	-	-	-	-	-	*	*
Ground nuts	-	-	-	-	-	*	*	*	*
Safflower	-	-	-	-	-	-	-	-	-
Sesame	*	*	*	-	-	*	*	*	*
Rapeseed	-	-	-	-	-	-	-	-	-
Vegetables	-	-	-	-	-	*	*	3,173	*
Lettuce	-	-	-	-	-	-	-	-	-
Head Cabbage	-	-	-	-	-	-	-	*	*
Ethiopian Cabbage	-	-	-	-	-	-	-	*	*
Tomatoes	-	-	-	-	-	*	*	*	*
Green peppers	-	-	-	-	-	*	*	*	*
Red papers	-	-	-	-	-	-	-	-	-
Swiss chard	-	-	-	-	-	-	-	-	-
Root Crops	*	*	-	*	*	*	*	32,917	819
Beet root	*	*	-	-	-	*	*	2,256	*
Carrot	-	-	-	-	-	-	-	*	*
Onion	*	*	-	-	-	1,647	*	2,985	*
Potatoes	-	-	-	-	-	-	-	20,348	576
Yam	-	-	-	-	-	-	-	-	-
Garlic	-	-	-	-	-	-	-	*	*
Taro/'Godere'	-	-	-	-	-	*	*	1,778	*
Sweet potatoes	-	-	-	*	*	*	*	6,553	189
Other Temporary	-	-	-	-	-	*	*	4,400	*
Fruit Crops	-	-	-	-	-	*	*	6,744	*
Avocado	-	-	-	-	-	*	*	-	-
Bananas	-	-	-	-	-	*	*	*	*
Guava	-	-	-	-	-	-	-	-	-
Lemons	-	-	-	-	-	*	*	*	*
Mangos	-	-	-	-	-	*	*	*	*
Oranges	-	-	-	-	-	-	-	-	-
Papayas	-	-	-	-	-	*	*	*	*
Pineapples	-	-	-	-	-	-	-	-	-
Stimulant Crops	-	-	-	*	*	*	*	*	*
Chat	-	-	-	*	*	*	*	*	*
Coffee	-	-	-	-	-	*	*	*	*
Hops/'Gesho'	-	-	-	-	-	*	*	-	-
Enset	-	-	-	*	*	*	*	-	-
Sugar Cane	-	-	-	-	-	*	*	-	-
Other Permanent	-	-	-	-	-	*	*	3,652	*

Table1.7.11 Number of Holders, Inputs Applied Area and Quantity of Inputs used

Bench - Maji

Crop type	All Crop Area	All Fertilizers		Natural		DAP		
		Hectare	Quintal	Holder	Hectare	Holder	Hectare	Quintal
All	71,124	14,756	14,852	61,737	2,855	16,996	4,761	4,591
Cereals	36,674	11,332	13,369	4,103	*	15,652	4,308	3,995
Teff	4,273	1,223	1,297	-	-	3,541	1,008	961
Barley	1,831	*	*	-	-	*	*	*
Wheat	764	263	479	-	-	*	*	*
Maize	11,797	4,895	6,417	3,347	*	9,400	1,813	1,784
Sorghum	16,323	*	*	*	*	*	*	*
Finger millet	*	-	-	-	-	-	-	-
Oats/'Aja'	*	-	-	-	-	-	-	-
Rice	*	*	*	-	-	*	*	*
Pulse	7,071	621	1,019	5,909	*	4,803	367	*
Horse/Faba beans	2,393	*	*	*	*	*	*	*
Field peas	2,259	*	*	-	-	*	*	*
White Haricot beans	*	*	*	*	*	*	*	*
Red Haricot beans	2,360	466	839	5,537	*	*	*	*
Chick peas	-	-	-	-	-	-	-	-
Lentiles	-	-	-	-	-	-	-	-
Vetch/Grass peas	-	-	-	-	-	-	-	-
Soya beans	*	-	-	-	-	-	-	-
Fenugreek	-	-	-	-	-	-	-	-
Mung bean/'Masho'	-	-	-	-	-	-	-	-
Gibto	-	-	-	-	-	-	-	-
Oil Seeds	230	*	*	-	-	*	*	*
Nueg	*	-	-	-	-	-	-	-
Linseed	*	-	-	-	-	-	-	-
Ground nuts	-	-	-	-	-	-	-	-
Safflower	-	-	-	-	-	-	-	-
Sesame	*	*	*	-	-	*	*	*
Rapeseed	*	-	-	-	-	-	-	-
Vegetables	1,110	408	*	41,306	376	*	*	*
Lettuce	-	-	-	-	-	-	-	-
Head Cabbage	*	*	-	*	*	-	-	-
Ethiopian Cabbage	613	270	*	39,764	261	*	*	*
Tomatoes	*	*	-	*	*	-	-	-
Green peppers	63	*	*	5,876	*	*	*	*
Red papers	*	*	*	*	*	*	*	*
Swiss chard	-	-	-	-	-	-	-	-
Root Crops	5,595	476	*	32,559	428	*	*	*
Beet root	*	-	-	-	-	-	-	-
Carrot	*	-	-	-	-	-	-	-
Onion	*	*	-	817	*	-	-	-
Potatoes	3	*	-	*	*	-	-	-
Yam	85	*	*	*	*	-	-	-
Garlic	*	*	-	*	*	-	-	-
Taro/'Godere'	5,190	455	*	31,858	411	*	*	*
Sweet potatoes	*	*	-	*	*	-	-	-
Other Temporary	897	*	*	18,386	*	*	*	*
Fruit Crops	2,123	257		20,113	231			
Avocado	230	33		6,781	33			
Bananas	1,432	185		14,774	159			
Guava	*	*		*	*			
Lemons	3	-		-	-			
Mangos	256	11		2,308	11			
Oranges	49	4		1,206	4			
Papayas	129	*		3,938	*			
Pineapples	*	-		-	-			
Stimulant Crops	14,420	487		31,146	412			
Chat	820	55		3,473	*			
Coffee	13,276	423		29,803	386			
Hops/'Gesho'	324	*		2,075	*			
Enset	2,609	1,027		42,821	1,027			
Sugar Cane	375	33		5,338	33			
Other Permanent	20	*		6,860	*			

(Table 1.7.11 cont'd.)

Benchi - Maji

Crop type	UREA			UREA + DAP			INDIGENOUS SEED		
	Holder	Hectare	Quintal	Holder	Hectare	Quintal	Holder	Hectare	Quintal
All	*	*	*	17,468	6,932	10,077	131,546	67,012	19,273
Cereals	*	*	*	17,468	6,628	9,190	92,961	32,670	15,680
Teff	*	*	*	*	*	*	18,513	4,215	2,786
Barley	-	-	-	-	-	-	11,457	1,831	1,708
Wheat	-	-	-	*	*	*	*	*	*
Maize	-	-	-	11,139	3,028	4,633	49,613	8,037	3,925
Sorghum	-	-	-	*	*	*	51,589	16,323	4,993
Finger millet	-	-	-	-	-	-	*	*	*
Oats/'Aja'	-	-	-	-	-	-	*	*	-
Rice	*	*	*	*	*	*	*	*	*
Pulse	-	-	-	3,283	189	552	59,287	7,053	3,559
Horse/Faba beans	-	-	-	-	-	-	19,137	2,393	2,428
Field peas	-	-	-	-	-	-	14,482	2,259	1,108
White Haricot	-	-	-	-	-	-	-	-	-
beans	-	-	-	-	-	-	*	*	*
Red Haricot beans	-	-	-	3,283	189	552	47,459	2,360	-
Chick peas	-	-	-	-	-	-	-	-	-
Lentiles	-	-	-	-	-	-	-	-	-
Vetch/Grass peas	-	-	-	-	-	-	-	-	-
Soya beans	-	-	-	-	-	-	*	*	*
Fenugreek	-	-	-	-	-	-	-	-	-
Mung bean/'Masho'	-	-	-	-	-	-	-	-	-
Gibto	-	-	-	-	-	-	-	-	-
Oil Seeds	-	-	-	-	-	-	1,907	*	*
Nueg	-	-	-	-	-	-	*	*	*
Linseed	-	-	-	-	-	-	*	*	*
Ground nuts	-	-	-	-	-	-	-	-	-
Safflower	-	-	-	-	-	-	-	-	-
Sesame	-	-	-	-	-	-	*	*	*
Rapeseed	-	-	-	-	-	-	*	*	*
Vegetables	*	*	*	*	*	*	87,633	1,108	-
Lettuce	-	-	-	-	-	-	-	-	-
Head Cabbage	-	-	-	-	-	-	1,858	*	-
Ethiopian Cabbage	-	-	-	*	*	*	78,115	613	-
Tomatoes	-	-	-	-	-	-	3,545	*	-
Green peppers	*	*	*	-	-	-	18,943	63	-
Red papers	-	-	-	-	-	-	6,896	*	-
Swiss chard	-	-	-	-	-	-	-	-	-
Root Crops	-	-	-	*	*	*	100,150	5,588	-
Beet root	-	-	-	-	-	-	*	*	-
Carrot	-	-	-	-	-	-	*	*	-
Onion	-	-	-	-	-	-	2,832	*	-
Potatoes	-	-	-	-	-	-	1,589	3	-
Yam	-	-	-	*	*	*	9,349	85	-
Garlic	-	-	-	-	-	-	762	*	-
Taro/'Godere'	-	-	-	*	*	*	96,874	5,190	-
Sweet potatoes	-	-	-	-	-	-	7,790	*	-
Other Temporary	-	-	-	-	-	-	67,821	896	-
Fruit Crops	-	-	-	-	-	-	86,590	2,123	-
Avocado	-	-	-	-	-	-	30,745	230	-
Bananas	-	-	-	-	-	-	71,967	1,432	-
Guava	-	-	-	-	-	-	3,172	*	-
Lemons	-	-	-	-	-	-	2,196	3	-
Mangos	-	-	-	-	-	-	24,055	256	-
Oranges	-	-	-	-	-	-	11,345	49	-
Papayas	-	-	-	-	-	-	24,121	129	-
Pineapples	-	-	-	-	-	-	2,257	*	-
Stimulant Crops	-	-	-	-	-	-	107,804	14,418	-
Chat	-	-	-	-	-	-	31,376	820	-
Coffee	-	-	-	-	-	-	104,405	13,274	-
Hops/'Gesho'	-	-	-	-	-	-	28,548	324	-
Enset	-	-	-	-	-	-	96,898	2,609	-
Sugar Cane	-	-	-	-	-	-	27,711	375	-
Other Permanent	-	-	-	-	-	-	16,323	20	-

(Table 1.7.11 Cont'd.)

Benchi - Maji

Crop type	IMPROVED SEED			PESTICIDE		IRRIGATION		EXTENSION PACKAGE	
	Holder	Hectare	Quintal	Holder	Hectare	Holder	Hectare	Holder	Hectare
All	15,291	4,111	1,221	*	*	*	*	26,499	9,930
Cereals	13,551	4,004	1,196	*	*	-	-	24,522	9,317
Teff	*	*	*	*	*	-	-	3,059	864
Barley	-	-	-	-	-	-	-	*	*
Wheat	936	*	*	-	-	-	-	*	*
Maize	13,100	3,760	888	*	*	-	-	13,921	4,027
Sorghum	-	-	-	*	*	-	-	*	*
Finger millet	-	-	-	-	-	-	-	-	-
Oats/'Aja'	-	-	-	-	-	-	-	-	-
Rice	-	-	-	*	*	-	-	*	*
Pulse	*	*	*	-	-	-	-	5,044	352
Horse/Faba beans	-	-	-	-	-	-	-	*	*
Field peas	-	-	-	-	-	-	-	*	*
White Haricot beans	*	*	*	-	-	-	-	*	*
Red Haricot beans	*	*	*	-	-	-	-	3,902	*
Chick peas	-	-	-	-	-	-	-	-	-
Lentiles	-	-	-	-	-	-	-	-	-
Vetch/Grass peas	-	-	-	-	-	-	-	-	-
Soya beans	-	-	-	-	-	-	-	-	-
Fenugreek	-	-	-	-	-	-	-	-	-
Mung bean/'Masho'	-	-	-	-	-	-	-	-	-
Gibto	-	-	-	-	-	-	-	-	-
Oilseeds	*	*	*	-	-	-	-	*	*
Nueg	-	-	-	-	-	-	-	-	-
Linseed	-	-	-	-	-	-	-	-	-
Ground nuts	-	-	-	-	-	-	-	-	-
Safflower	-	-	-	-	-	-	-	-	-
Sesame	*	*	*	-	-	-	-	*	*
Rapeseed	-	-	-	-	-	-	-	-	-
Vegetables	*	*	-	-	-	*	*	731	*
Lettuce	-	-	-	-	-	-	-	-	-
Head Cabbage	*	*	-	-	-	*	*	*	*
Ethiopian Cabbage	-	-	-	-	-	-	-	*	*
Tomatoes	-	-	-	-	-	-	-	-	-
Green peppers	-	-	-	-	-	-	-	-	-
Red papers	-	-	-	-	-	-	-	*	*
Swiss chard	-	-	-	-	-	-	-	-	-
Root Crops	*	*	-	-	-	*	*	1,480	*
Beet root	*	*	-	-	-	*	*	*	*
Carrot	-	-	-	-	-	-	-	*	*
Onion	*	*	-	-	-	*	*	*	*
Potatoes	-	-	-	-	-	-	-	-	-
Yam	-	-	-	-	-	-	-	-	-
Garlic	-	-	-	-	-	-	-	-	-
Taro/'Godere'	-	-	-	-	-	-	-	*	*
Sweet potatoes	*	*	-	-	-	-	-	-	-
Other Temporary	*	*	-	-	-	-	-	*	*
Fruit Crops				-	-	-	-	*	*
Avocado				-	-	-	-	-	-
Bananas				-	-	-	-	*	*
Guava				-	-	-	-	-	-
Lemons				-	-	-	-	-	-
Mangos				-	-	-	-	-	-
Oranges				-	-	-	-	-	-
Papayas				-	-	-	-	-	-
Pineapples				-	-	-	-	-	-
Stimulant Crops	*	*	-	*	*	-	-	2,241	*
Chat				-	-	-	-	*	*
Coffee	*	*	-	*	*	-	-	1,816	*
Hops/'Gesho'				-	-	-	-	-	-
Enset				-	-	-	-	-	-
Sugar Cane				-	-	-	-	-	-
Other Permanent				-	-	-	-	-	-

Table1.7.12 Number of Holders, Inputs Applied Area and Quantity of Inputs used

Yem Special Wereda

Crop type	All Crop Area	All Fertilizers		Natural		DAP		
		Hectare	Quintal	Holder	Hectare	Holder	Hectare	Quintal
All	25,784	17,002	17,944	19,578	2,988	12,443	4,811	4,076
Cereals	18,402	13,284	16,956	5,983	312	11,359	3,942	3,390
Teff	7,253	6,495	7,305	*	*	7,974	2,375	2,020
Barley	1,401	640	742	1,200	49	2,651	245	227
Wheat	5,453	3,874	5,489	267	*	4,616	1,080	947
Maize	2,984	2,203	3,392	4,803	220	1,962	217	180
Sorghum	1,287	71	*	539	*	*	*	*
Finger millet	-	-	-	-	-	-	-	-
Oats/'Aja'	*	*	*	-	-	*	*	*
Rice	*	-	-	-	-	-	-	-
Pulse	3,704	1,448	891	5,748	459	3,515	833	642
Horse/Faba beans	1,826	554	305	3,868	228	1,692	260	181
Field peas	1,783	849	565	1,291	*	2,150	560	454
White Haricot beans	5	*	-	*	*	-	-	-
Red Haricot beans	9	*	-	720	*	-	-	-
Chick peas	*	*	*	-	-	*	*	*
Lentiles	62	37	18	*	*	381	*	*
Vetch/Grass peas	-	-	-	-	-	-	-	-
Soya beans	*	*	*	-	-	*	*	*
Fenugreek	12	3	-	1,098	3	-	-	-
Mung bean/'Masho'	-	-	-	-	-	-	-	-
Gibto	-	-	-	-	-	-	-	-
Oil Seeds	188	*	-	*	*	-	-	-
Nueg	*	-	-	-	-	-	-	-
Linseed	125	*	-	*	*	-	-	-
Ground nuts	-	-	-	-	-	-	-	-
Safflower	-	-	-	-	-	-	-	-
Sesame	-	-	-	-	-	-	-	-
Rapeseed	*	*	-	*	*	-	-	-
Vegetables	139	107	*	14,991	107	-	-	-
Lettuce	*	*	-	*	*	-	-	-
Head Cabbage	2	*	-	519	*	-	-	-
Ethiopian Cabbage	115	93	*	14,633	92	-	-	-
Tomatoes	*	*	-	591	*	-	-	-
Green peppers	*	*	-	1,578	*	-	-	-
Red papers	*	*	-	*	*	-	-	-
Swiss chard	*	*	-	*	*	-	-	-
Root Crops	375	181	*	10,256	156	274	*	*
Beet root	*	1	-	636	1	-	-	-
Carrot	*	*	-	333	*	-	-	-
Onion	1	*	-	343	*	-	-	-
Potatoes	63	32	*	1,110	11	*	*	*
Yam	*	*	-	*	*	-	-	-
Garlic	5	3	*	2,021	3	-	-	-
Taro/'Godere'	214	121	*	7,775	121	*	*	*
Sweet potatoes	74	20	*	1,830	18	*	*	*
Other Temporary	90	69	*	6,471	68	-	-	-
Fruit Crops	229	77	*	5,680	65	-	-	-
Avocado	84	24	*	2,848	20	-	-	-
Bananas	118	43	*	3,667	39	-	-	-
Guava	5	2	*	366	1	-	-	-
Lemons	-	-	-	-	-	-	-	-
Mangos	*	*	-	*	*	-	-	-
Oranges	10	*	-	578	*	-	-	-
Papayas	*	*	-	*	*	-	-	-
Pineapples	*	*	-	*	*	-	-	-
Stimulant Crops	565	117	*	6,637	102	-	-	-
Chat	229	37	*	3,330	37	-	-	-
Coffee	327	80	*	5,245	65	-	-	-
Hops/'Gesho'	10	*	-	188	*	-	-	-
Enset	1,945	1,685	*	18,181	1,685	-	-	-
Sugar Cane	125	28	*	3,450	28	-	-	-
Other Permanent	21	5	*	1,639	5	-	-	-

(Table 1.7.12 cont'd.)

Yem Special Wereda

Crop type	UREA			UREA + DAP			INDIGENOUS SEED		
	Holder	Hectare	Quintal	Holder	Hectare	Quintal	Holder	Hectare	Quintal
All	543	*	30	15,139	9,088	13,838	21,262	23,799	18,716
Cereals	543	*	29	15,086	8,915	13,537	20,682	16,418	14,987
Teff	*	*	*	10,818	4,048	5,279	17,562	7,195	3,622
Barley	-	-	-	1,941	346	515	12,653	1,401	2,361
Wheat	243	27	*	7,403	2,754	4,526	14,846	5,251	8,081
Maize	*	*	*	5,990	1,743	3,205	12,400	1,260	617
Sorghum	-	-	-	*	*	*	8,816	1,287	294
Finger millet	-	-	-	-	-	-	-	-	-
Oats/'Aja'	-	-	-	-	-	-	*	*	*
Rice	-	-	-	-	-	-	*	*	*
Pulse	-	-	-	1,231	156	249	17,156	3,704	3,692
Horse/Faba beans	-	-	-	553	*	*	13,715	1,826	2,133
Field peas	-	-	-	490	79	111	7,569	1,783	1,513
White Haricot	-	-	-	-	-	-	-	-	-
beans	-	-	-	-	-	-	1,631	5	1
Red Haricot beans	-	-	-	-	-	-	2,945	9	-
Chick peas	-	-	-	-	-	-	*	*	*
Lentiles	-	-	-	325	10	*	2,319	62	35
Vetch/Grass peas	-	-	-	-	-	-	-	-	-
Soya beans	-	-	-	*	*	*	*	*	*
Fenugreek	-	-	-	-	-	-	3,299	12	6
Mung bean/'Masho'	-	-	-	-	-	-	-	-	-
Gibto	-	-	-	-	-	-	-	-	-
Oil Seeds	-	-	-	-	-	-	1,818	188	36
Nueg	-	-	-	-	-	-	*	*	*
Linseed	-	-	-	-	-	-	1,244	125	29
Ground nuts	-	-	-	-	-	-	-	-	-
Safflower	-	-	-	-	-	-	-	-	-
Sesame	-	-	-	-	-	-	-	-	-
Rapeseed	-	-	-	-	-	-	461	*	*
Vegetables	*	*	*	*	*	*	17,620	139	-
Lettuce	-	-	-	-	-	-	*	*	*
Head Cabbage	-	-	-	-	-	-	1,166	2	-
Ethiopian Cabbage	*	*	*	*	*	*	17,104	115	-
Tomatoes	-	-	-	-	-	-	1,222	*	-
Green peppers	-	-	-	-	-	-	2,406	*	-
Red papers	-	-	-	-	-	-	*	*	-
Swiss chard	-	-	-	-	-	-	*	*	-
Root Crops	-	-	-	*	*	*	13,897	375	-
Beet root	-	-	-	-	-	-	2,200	*	-
Carrot	-	-	-	-	-	-	994	*	-
Onion	-	-	-	-	-	-	803	1	-
Potatoes	-	-	-	*	*	*	3,035	63	-
Yam	-	-	-	-	-	-	*	*	-
Garlic	-	-	-	*	*	*	3,060	5	-
Taro/'Godere'	-	-	-	-	-	-	9,613	214	-
Sweet potatoes	-	-	-	-	-	-	4,741	74	-
Other Temporary	-	-	-	*	*	*	8,792	90	-
Fruit Crops	-	-	-	-	-	-	10,919	229	-
Avocado	-	-	-	-	-	-	7,640	84	-
Bananas	-	-	-	-	-	-	7,276	118	-
Guava	-	-	-	-	-	-	1,367	5	-
Lemons	-	-	-	-	-	-	-	-	-
Mangos	-	-	-	-	-	-	1,648	*	-
Oranges	-	-	-	-	-	-	1,642	10	-
Papayas	-	-	-	-	-	-	*	*	-
Pineapples	-	-	-	-	-	-	*	*	-
Stimulant Crops	-	-	-	-	-	-	15,867	565	-
Chat	-	-	-	-	-	-	10,349	229	-
Coffee	-	-	-	-	-	-	13,960	327	-
Hops/'Gesho'	-	-	-	-	-	-	3,477	10	-
Enset	-	-	-	-	-	-	20,400	1,945	-
Sugar Cane	-	-	-	-	-	-	8,621	125	-
Other Permanent	-	-	-	-	-	-	5,747	21	-

(Table 1.7.12 Cont'd.)

Yem Special Wereda

Crop type	IMPROVED SEED			PESTICIDE		IRRIGATION		EXTENSION PACKAGE	
	Holder	Hectare	Quintal	Holder	Hectare	Holder	Hectare	Holder	Hectare
All	6,193	1,985	769	15,791	9,416	*	*	12,887	6,763
Cereals	6,147	1,984	769	15,685	9,375	*	*	12,574	6,307
Teff	*	*	*	12,859	5,277	-	-	5,191	1,787
Barley	-	-	-	2,573	426	-	-	1,218	166
Wheat	682	202	311	9,633	3,581	*	*	6,081	2,446
Maize	5,505	1,724	424	*	*	-	-	6,660	1,888
Sorghum	-	-	-	-	-	-	-	*	*
Finger millet	-	-	-	-	-	-	-	-	-
Oats/'Aja'	-	-	-	-	-	-	-	-	-
Rice	-	-	-	-	-	-	-	-	-
Pulse	-	-	-	*	*	-	-	2,035	426
Horse/Faba beans	-	-	-	*	*	-	-	1,352	*
Field peas	-	-	-	-	-	-	-	1,068	*
White Haricot beans	-	-	-	-	-	-	-	-	-
Red Haricot beans	-	-	-	-	-	-	-	-	-
Chick peas	-	-	-	-	-	-	-	-	-
Lentiles	-	-	-	-	-	-	-	*	*
Vetch/Grass peas	-	-	-	-	-	-	-	-	-
Soya beans	-	-	-	-	-	-	-	*	*
Fenugreek	-	-	-	-	-	-	-	-	-
Mung bean/"Masho"	-	-	-	-	-	-	-	-	-
Gibto	-	-	-	-	-	-	-	-	-
Oil Seeds	-	-	-	*	*	-	-	-	-
Nueg	-	-	-	-	-	-	-	-	-
Linseed	-	-	-	*	*	-	-	-	-
Ground nuts	-	-	-	-	-	-	-	-	-
Safflower	-	-	-	-	-	-	-	-	-
Sesame	-	-	-	-	-	-	-	-	-
Rapeseed	-	-	-	-	-	-	-	-	-
Vegetables	-	-	-	-	-	*	*	*	*
Lettuce	-	-	-	-	-	-	-	-	-
Head Cabbage	-	-	-	-	-	-	-	-	-
Ethiopian Cabbage	-	-	-	-	-	*	*	*	*
Tomatoes	-	-	-	-	-	*	*	*	*
Green peppers	-	-	-	-	-	*	*	-	-
Red papers	-	-	-	-	-	-	-	-	-
Swiss chard	-	-	-	-	-	-	-	-	-
Root Crops	*	*	-	*	*	*	*	*	*
Beet root	-	-	-	-	-	-	-	-	-
Carrot	-	-	-	-	-	-	-	-	-
Onion	-	-	-	-	-	-	-	-	-
Potatoes	*	*	-	-	-	*	*	*	*
Yam	-	-	-	-	-	-	-	-	-
Garlic	-	-	-	-	-	-	-	-	-
Taro/'Godere'	-	-	-	*	*	*	*	*	*
Sweet potatoes	-	-	-	*	*	-	-	-	-
Other Temporary	-	-	-	*	*	*	*	*	*
Fruit Crops				*	*	*	*	*	*
Avocado				-	-	-	-	*	*
Bananas				*	*	*	*	*	*
Guava				-	-	-	-	*	*
Lemons				-	-	-	-	-	-
Mangos				-	-	-	-	-	-
Oranges				-	-	*	*	*	*
Papayas				-	-	-	-	-	-
Pineapples				-	-	-	-	-	-
Stimulant Crops	-	-	-	*	*	*	*	*	*
Chat				*	*	*	*	*	*
Coffee	-	-	-	-	-	-	-	*	*
Hops/'Gesho'				-	-	-	-	-	-
Enset				*	*	*	*		
Sugar Cane				-	-	*	*	-	-
Other Permanent				-	-	-	-	-	

Table1.7.13 Number of Holders, Inputs Applied Area and Quantity of Inputs used

Dawro

Crop type	All Crop Area	All Fertilizers		Natural		DAP		
		Hectare	Quintal	Holder	Hectare	Holder	Hectare	Quintal
All	61,835	43,865	21,125	116,236	22,701	50,205	14,235	11,691
Cereals	25,169	18,233	15,968	18,260	2,902	36,921	8,731	7,032
Teff	12,160	9,088	7,985	6,180	*	29,567	5,608	4,442
Barley	769	*	229	*	*	1,203	*	*
Wheat	4,124	3,215	4,628	*	*	5,460	810	758
Maize	5,404	4,635	3,111	8,353	1,145	8,473	2,118	1,637
Sorghum	2,703	1,020	*	8,507	1,005	*	*	*
Finger millet	-	-	-	-	-	-	-	-
Oats/'Aja'	*	*	*	*	*	-	-	-
Rice	-	-	-	-	-	-	-	-
Pulse	16,547	8,229	5,105	22,762	2,451	23,134	5,453	4,621
Horse/Faba beans	7,747	4,350	3,274	8,487	575	14,037	3,551	2,996
Field peas	5,479	1,389	844	5,591	487	5,833	841	749
White Haricot beans	*	*	-	*	*	-	-	-
Red Haricot beans	3,145	2,437	970	12,228	1,362	6,274	*	*
Chick peas	*	*	-	*	*	-	-	-
Lentiles	149	*	*	*	*	*	*	*
Vetch/Grass peas	-	-	-	-	-	-	-	-
Soya beans	*	*	-	*	*	-	-	-
Fenugreek	-	-	-	-	-	-	-	-
Mung bean/'Masho'	-	-	-	-	-	-	-	-
Gibto	-	-	-	-	-	-	-	-
Oil Seeds	96	66	*	1,751	*	*	*	*
Nueg	-	-	-	-	-	-	-	-
Linseed	50	*	*	*	*	*	*	*
Ground nuts	*	*	*	*	*	*	*	*
Safflower	-	-	-	-	-	-	-	-
Sesame	*	*	*	*	*	*	*	*
Rapeseed	*	*	-	*	*	-	-	-
Vegetables	347	336	*	52,306	333	*	*	*
Lettuce	*	-	-	-	-	-	-	-
Head Cabbage	*	*	-	*	*	-	-	-
Ethiopian Cabbage	322	317	*	49,519	314	*	*	*
Tomatoes	*	*	-	*	*	-	-	-
Green peppers	10	8	-	2,549	8	-	-	-
Red papers	*	*	-	*	*	-	-	-
Swiss chard	*	*	-	*	*	-	-	-
Root Crops	4,333	3,241	*	80,222	3,232	*	*	*
Beet root	*	*	-	916	*	-	-	-
Carrot	-	-	-	-	-	-	-	-
Onion	*	*	*	*	3	*	*	*
Potatoes	19	12	*	1,779	10	*	*	*
Yam	68	58	-	7,502	58	-	-	-
Garlic	*	*	*	*	*	*	*	*
Taro/'Godere'	3,758	2,862	-	74,625	2,862	-	-	-
Sweet potatoes	468	294	*	11,440	289	-	-	-
Other Temporary	365	238	*	18,441	235	*	*	*
Fruit Crops	1,082	651	*	53,289	644	*	*	*
Avocado	297	209	*	28,246	209	*	*	*
Bananas	536	286	*	30,785	279	*	*	*
Guava	7	*	*	*	*	*	*	*
Lemons	4	*	*	*	*	*	*	*
Mangos	84	47	*	7,868	47	*	*	*
Oranges	*	*	*	5,654	*	*	*	*
Papayas	90	74	*	10,306	74	*	*	*
Pineapples	*	*	*	*	*	*	*	*
Stimulant Crops	1,564	1,045	*	55,714	1,044	*	*	*
Chat	8	4	*	1,318	4	*	*	*
Coffee	1,520	1,034	*	55,520	1,034	*	*	*
Hops/'Gesho'	*	*	*	*	*	*	*	*
Enset	12,179	11,748	*	107,685	11,746	*	*	*
Sugar Cane	95	50	*	10,141	50	*	*	*
Other Permanent	57	*	*	6,307	*	*	*	*

(Table 1.7.13 cont'd.)

Dawro

Crop type	UREA			UREA + DAP			INDIGENOUS SEED		
	Holder	Hectare	Quintal	Holder	Hectare	Quintal	Holder	Hectare	Quintal
All	61,835	43,865	21,125	116,236	22,701	50,205	14,235	11,691	61,835
Cereals	25,169	18,233	15,968	18,260	2,902	36,921	8,731	7,032	25,169
Teff	12,160	9,088	7,985	6,180	*	29,567	5,608	4,442	12,160
Barley	769	*	229	*	*	1,203	*	*	769
Wheat	4,124	3,215	4,628	*	*	5,460	810	758	4,124
Maize	5,404	4,635	3,111	8,353	1,145	8,473	2,118	1,637	5,404
Sorghum	2,703	1,020	*	8,507	1,005	*	*	*	2,703
Finger millet	-	-	-	-	-	-	-	-	-
Oats/'Aja'	*	*	*	*	*	-	-	-	*
Rice	-	-	-	-	-	-	-	-	-
Pulse	16,547	8,229	5,105	22,762	2,451	23,134	5,453	4,621	16,547
Horse/Faba beans	7,747	4,350	3,274	8,487	575	14,037	3,551	2,996	7,747
Field peas	5,479	1,389	844	5,591	487	5,833	841	749	5,479
White Haricot									
beans	*	*	-	*	*	-	-	-	*
Red Haricot beans	3,145	2,437	970	12,228	1,362	6,274	*	*	3,145
Chick peas	*	*	-	*	*	-	-	-	*
Lentiles	149	*	*	*	*	*	*	*	149
Vetch/Grass peas	-	-	-	-	-	-	-	-	-
Soya beans	*	*	-	*	*	-	-	-	*
Fenugreek	-	-	-	-	-	-	-	-	-
Mung bean/'Masho'	-	-	-	-	-	-	-	-	-
Gibto	-	-	-	-	-	-	-	-	-
Oil Seeds	96	66	*	1,751	*	*	*	*	96
Nueg	-	-	-	-	-	-	-	-	-
Linseed	50	*	*	*	*	*	*	*	50
Ground nuts	*	*	*	*	*	*	*	*	*
Safflower	-	-	-	-	-	-	-	-	-
Sesame	*	*	*	*	*	*	*	*	*
Rapeseed	*	*	-	*	*	-	-	-	*
Vegetables	347	336	*	52,306	333	*	*	*	347
Lettuce	*	-	-	-	-	-	-	-	*
Head Cabbage	*	*	-	*	*	-	-	-	*
Ethiopian Cabbage	322	317	*	49,519	314	*	*	*	322
Tomatoes	*	*	-	*	*	-	-	-	*
Green peppers	10	8	-	2,549	8	-	-	-	10
Red papers	*	*	-	*	*	-	-	-	*
Swiss chard	*	*	-	*	*	-	-	-	*
Root Crops	4,333	3,241	*	80,222	3,232	*	*	*	4,333
Beet root	*	*	-	916	*	-	-	-	*
Carrot	-	-	-	-	-	-	-	-	-
Onion	*	*	*	*	3	*	*	*	*
Potatoes	19	12	*	1,779	10	*	*	*	19
Yam	68	58	-	7,502	58	-	-	-	68
Garlic	*	*	*	*	*	*	*	*	*
Taro/'Godere'	3,758	2,862	-	74,625	2,862	-	-	-	3,758
Sweet potatoes	468	294	*	11,440	289	-	-	-	468
Other Temporary	365	238	*	18,441	235	*	*	*	365
Fruit Crops	1,082	651		53,289	644				1,082
Avocado	297	209		28,246	209				297
Bananas	536	286		30,785	279				536
Guava	7	*		*	*				7
Lemons	4	*		*	*				4
Mangos	84	47		7,868	47				84
Oranges	*	*		5,654	*				*
Papayas	90	74		10,306	74				90
Pineapples	*	*		*	*				*
Stimulant Crops	1,564	1,045		55,714	1,044				1,564
Chat	8	4		1,318	4				8
Coffee	1,520	1,034		55,520	1,034				1,520
Hops/'Gesho'	*	*		*	*				*
Enset	12,179	11,748		107,685	11,746				12,179
Sugar Cane	95	50		10,141	50				95
Other Permanent	57	*		6,307	*				57

(Table 1.7.13 Contd.)

Dawro

	IMPROVED SEED			PESTICIDE		IRRIGATION		EXTENSION PACKAGE	
Crop type	Holder	Hectare	Quintal	Holder	Hectare	Holder	Hectare	Holder	Hectare
All	11,950	3,322	1,243	12,020	3,074	-	-	51,689	16,844
Cereals	7,694	*	769	10,652	2,938	-	-	39,189	11,693
Teff	1,137	*	44	8,226	1,490	-	-	28,517	6,427
Barley	*	*	*	*	*	-	-	1,932	209
Wheat	*	*	*	5,027	1,160	-	-	8,320	1,732
Maize	6,414	*	553	-	-	-	-	9,668	3,306
Sorghum	-	-	-	*	*	-	-	*	*
Finger millet	-	-	-	-	-	-	-	-	-
Oats/'Aja'	-	-	-	-	-	-	-	*	*
Rice	-	-	-	-	-	-	-	-	-
Pulse	*	*	472	*	*	-	-	21,573	5,050
Horse/Faba beans	*	*	*	*	*	-	-	11,698	3,023
Field peas	*	*	*	-	-	-	-	3,856	898
White Haricot beans	-	-	-	-	-	-	-	-	-
Red Haricot beans	*	*	*	-	-	-	-	7,617	*
Chick peas	-	-	-	-	-	-	-	-	-
Lentiles	-	-	-	-	-	-	-	*	*
Vetch/Grass peas	-	-	-	-	-	-	-	-	-
Soya beans	-	-	-	-	-	-	-	*	*
Fenugreek	-	-	-	-	-	-	-	-	-
Mung bean/'Masho'	-	-	-	-	-	-	-	-	-
Gibto	-	-	-	-	-	-	-	-	-
Oilseeds	*	*	*	-	-	-	-	*	*
Nueg	-	-	-	-	-	-	-	-	-
Linseed	-	-	-	-	-	-	-	*	*
Ground nuts	-	-	-	-	-	-	-	-	-
Safflower	-	-	-	-	-	-	-	-	-
Sesame	*	*	*	-	-	-	-	*	*
Rapeseed	-	-	-	-	-	-	-	-	-
Vegetables	-	-	-	*	*	-	-	*	*
Lettuce	-	-	-	-	-	-	-	-	-
Head Cabbage	-	-	-	-	-	-	-	-	-
Ethiopian Cabbage	-	-	-	*	*	-	-	*	*
Tomatoes	-	-	-	-	-	-	-	-	-
Green peppers	-	-	-	-	-	-	-	-	-
Red papers	-	-	-	-	-	-	-	-	-
Swiss chard	-	-	-	-	-	-	-	-	-
Root Crops	*	*	-	*	*	-	-	1,317	*
Beet root	-	-	-	-	-	-	-	-	-
Carrot	-	-	-	-	-	-	-	-	-
Onion	*	*	-	-	-	-	-	*	*
Potatoes	-	-	-	-	-	-	-	*	*
Yam	-	-	-	-	-	-	-	-	-
Garlic	-	-	-	-	-	-	-	*	*
Taro/'Godere'	*	*	-	*	*	-	-	*	*
Sweet potatoes	-	-	-	-	-	-	-	*	*
Other Temporary	-	-	-	-	-	-	-	*	*
Fruit Crops				*	*	-	-	*	*
Avocado				-	-	-	-	-	-
Bananas				-	-	-	-	*	*
Guava				-	-	-	-	-	-
Lemons				-	-	-	-	-	-
Mangos				*	*	-	-	*	*
Oranges				-	-	-	-	-	-
Papayas				-	-	-	-	-	-
Pineapples				-	-	-	-	-	-
Stimulant Crops	-	-	-	*	*	-	-	*	*
Chat				-	-	-	-	-	-
Coffee	-	-	-	*	*	-	-	*	*
Hops/'Gesho'				-	-	-	-	-	-
Enset				*	*	-	-	-	-
Sugar Cane				-	-	-	-	-	-
Other Permanent				-	-	-	-	-	-

Table1.7.14 Number of Holders, Inputs Applied Area and Quantity of Inputs used

Basketo Special Wereda

Crop type	All	All Fertilizers		Natural		DAP		
	Crop Area	Hectare	Quintal	Holder	Hectare	Holder	Hectare	Quintal
All	6,488	2,949	1,890	11,112	1,325	2,502	711	361
Cereals	3,049	1,543	1,325	2,920	173	2,395	641	302
Teff	1,207	336	193	*	*	282	55	*
Barley	*	*	*	-	-	*	*	*
Wheat	*	*	*	-	-	*	*	*
Maize	1,256	1,034	1,063	2,029	46	2,070	*	233
Sorghum	473	112	*	1,004	51	*	*	*
Finger millet	-	-	-	-	-	-	-	-
Oats/'Aja'	*	-	-	-	-	-	-	-
Rice	-	-	-	-	-	-	-	-
Pulse	528	266	525	2,003	37	1,144	62	56
Horse/Faba beans	12	*	*	*	*	-	-	-
Field peas	134	*	*	419	*	*	*	*
White Haricot beans	*	*	*	-	-	*	*	*
Red Haricot beans	359	234	497	1,604	*	1,060	52	51
Chick peas	-	-	-	-	-	-	-	-
Lentiles	*	*	*	*	*	-	-	-
Vetch/Grass peas	*	-	-	-	-	-	-	-
Soya beans	-	-	-	-	-	-	-	-
Fenugreek	-	-	-	-	-	-	-	-
Mung bean/"Masho"	*	*	*	-	-	*	*	*
Gibto	-	-	-	-	-	-	-	-
Oil Seeds	8	*	*	*	*	-	-	-
Nueg	*	-	-	-	-	-	-	-
Linseed	*	-	-	-	-	-	-	-
Ground nuts	*	*	*	-	-	-	-	-
Safflower	*	*	*	*	*	-	-	-
Sesame	*	-	-	-	-	-	-	-
Rapeseed	-	-	-	-	-	-	-	-
Vegetables	19	6	*	1,066	5	*	*	*
Lettuce	*	-	-	-	-	-	-	-
Head Cabbage	*	*	*	*	*	-	-	-
Ethiopian Cabbage	5	4	-	684	4	-	-	-
Tomatoes	-	-	-	-	-	-	-	-
Green peppers	1	*	*	*	*	-	-	-
Red papers	*	*	*	*	*	*	*	*
Swiss chard	*	*	-	*	*	-	-	-
Root Crops	778	209	*	8,033	206	*	*	*
Beet root	2	*	*	*	*	*	*	*
Carrot	*	*	-	*	*	-	-	-
Onion	*	*	*	579	*	*	*	*
Potatoes	6	1	-	397	1	-	-	-
Yam	57	17	*	1,532	17	*	*	*
Garlic	*	*	-	*	*	-	-	-
Taro/'Godere'	305	112	*	7,071	110	-	-	-
Sweet potatoes	390	71	-	2,594	71	-	-	-
Other Temporary	364	56	9	4,327	48	*	*	*
Fruit Crops	312	104		7,882	103			
Avocado	104	35		4,102	35			
Bananas	163	47		4,752	46			
Guava	1	*		179	*			
Lemons	*	-		-	-			
Mangos	30	15		2,257	15			
Oranges	*	*		184	*			
Papayas	7	5		917	5			
Pineapples	2	*		197	*			
Stimulant Crops	626	309		8,347	301			
Chat	*	*		*	*			
Coffee	615	306		8,347	297			
Hops/'Gesho'	11	3		316	3			
Enset	704	415		9,142	412			
Sugar Cane	88	32		2,928	31			
Other Permanent	12	8		1,080	8			

(Table 1.7.14 cont'd.)

Basketo Special Wereda

Crop type	UREA			UREA + DAP			INDIGENOUS SEED		
	Holder	Hectare	Quintal	Holder	Hectare	Quintal	Holder	Hectare	Quintal
All	320	*	14	4,310	866	1,514	15,786	5,559	990
Cereals	196	*	*	4,248	693	1,016	12,338	2,124	936
Teff	*	*	*	644	170	159	5,300	1,195	568
Barley	-	-	-	*	*	*	814	*	*
Wheat	-	-	-	-	-	-	*	*	*
Maize	*	*	*	3,802	504	829	7,481	360	166
Sorghum	-	-	-	*	*	*	5,412	473	78
Finger millet	-	-	-	-	-	-	-	-	-
Oats/'Aja'	-	-	-	-	-	-	*	*	-
Rice	-	-	-	-	-	-	-	-	-
Pulse	*	*	*	2,962	164	467	10,013	526	52
Horse/Faba beans	-	-	-	*	*	*	718	12	3
Field peas	*	*	*	-	-	-	2,835	134	38
White Haricot beans	-	-	-	-	-	-	516	*	*
Red Haricot beans	*	*	*	2,862	157	446	8,237	358	-
Chick peas	-	-	-	-	-	-	-	-	-
Lentiles	-	-	-	*	*	*	*	*	*
Vetch/Grass peas	-	-	-	-	-	-	*	*	*
Soya beans	-	-	-	-	-	-	-	-	-
Fenugreek	-	-	-	-	-	-	-	-	-
Mung bean/"Masho"	-	-	-	-	-	-	*	*	-
Gibto	-	-	-	-	-	-	-	-	-
Oil Seeds	-	-	-	*	*	*	576	8	2
Nueg	-	-	-	-	-	-	*	*	*
Linseed	-	-	-	-	-	-	*	*	*
Ground nuts	-	-	-	*	*	*	*	*	-
Safflower	-	-	-	*	*	*	*	*	*
Sesame	-	-	-	-	-	-	*	*	*
Rapeseed	-	-	-	-	-	-	-	-	-
Vegetables	-	-	-	*	*	*	2,514	19	-
Lettuce	-	-	-	-	-	-	*	*	-
Head Cabbage	-	-	-	*	*	*	494	*	-
Ethiopian Cabbage	-	-	-	-	-	-	1,341	5	-
Tomatoes	-	-	-	-	-	-	-	-	-
Green peppers	-	-	-	*	*	*	431	1	-
Red papers	-	-	-	-	-	-	249	*	-
Swiss chard	-	-	-	-	-	-	*	*	-
Root Crops	*	*	*	235	*	*	14,727	778	-
Beet root	*	*	*	-	-	-	729	2	-
Carrot	-	-	-	-	-	-	-	-	-
Onion	*	*	*	-	-	-	1,116	*	-
Potatoes	-	-	-	-	-	-	1,135	6	-
Yam	-	-	-	-	-	-	4,228	57	-
Garlic	-	-	-	-	-	-	*	*	-
Taro/'Godere'	*	*	*	235	*	*	13,162	305	-
Sweet potatoes	-	-	-	-	-	-	9,860	390	-
Other Temporary	*	*	*	*	*	*	11,948	364	-
Fruit Crops							13,905	312	
Avocado							10,117	104	
Bananas							10,845	163	
Guava							288	1	
Lemons							274	*	
Mangos							4,988	30	
Oranges							466	*	
Papayas							1,366	7	
Pineapples							496	2	
Stimulant Crops							14,329	626	
Chat							*	*	
Coffee							14,254	614	
Hops/'Gesho'							1,296	11	
Enset							14,197	704	
Sugar Cane							7,245	87	
Other Permanent							1,980	12	

(Table 1.7.14 Cont'd.)

Basketo Special Wereda

Crop type	IMPROVED SEED			PESTICIDE		IRRIGATION		EXTENSION PACKAGE	
	Holder	Hectare	Quintal	Holder	Hectare	Holder	Hectare	Holder	Hectare
All	5,465	928	256	225	*	206	*	6,351	1,373
Cereals	5,257	925	252	*	*	*	*	6,078	1,167
Teff	*	*	*	-	-	-	-	837	171
Barley	*	*	*	-	-	-	-	*	*
Wheat	-	-	-	-	-	-	-	*	*
Maize	5,125	896	243	*	*	*	*	5,519	926
Sorghum	-	-	-	-	-	-	-	*	*
Finger millet	-	-	-	-	-	-	-	-	-
Oats/'Aja'	-	-	-	-	-	-	-	-	-
Rice	-	-	-	-	-	-	-	-	-
Pulse	*	*	*	-	-	*	*	3,569	180
Horse/Faba beans	-	-	-	-	-	-	-	*	*
Field peas	-	-	-	-	-	-	-	*	*
White Haricot beans	-	-	-	-	-	-	-	-	-
Red Haricot beans	*	*	*	-	-	*	*	3,386	165
Chick peas	-	-	-	-	-	-	-	-	-
Lentiles	-	-	-	-	-	-	-	*	*
Vetch/Grass peas	-	-	-	-	-	-	-	-	-
Soya beans	-	-	-	-	-	-	-	-	-
Fenugreek	-	-	-	-	-	-	-	-	-
Mung bean/"Masho"	-	-	-	-	-	-	-	*	*
Gibto	-	-	-	-	-	-	-	-	-
Oil Seeds	-	-	-	-	-	-	-	*	*
Nueg	-	-	-	-	-	-	-	-	-
Linseed	-	-	-	-	-	-	-	-	-
Ground nuts	-	-	-	-	-	-	-	*	*
Safflower	-	-	-	-	-	-	-	*	*
Sesame	-	-	-	-	-	-	-	-	-
Rapeseed	-	-	-	-	-	-	-	-	-
Vegetables	*	*	-	-	-	*	*	226	2
Lettuce	-	-	-	-	-	-	-	-	-
Head Cabbage	*	*	-	-	-	*	*	*	*
Ethiopian Cabbage	-	-	-	-	-	*	*	*	*
Tomatoes	-	-	-	-	-	-	-	-	-
Green peppers	-	-	-	-	-	-	-	*	*
Red papers	-	-	-	-	-	*	*	*	*
Swiss chard	-	-	-	-	-	-	-	-	-
Root Crops	210	*	-	-	-	*	*	723	5
Beet root	*	*	-	-	-	-	-	*	*
Carrot	*	*	-	-	-	-	-	*	*
Onion	-	-	-	-	-	*	*	*	*
Potatoes	-	-	-	-	-	-	-	-	-
Yam	-	-	-	-	-	-	-	*	*
Garlic	-	-	-	-	-	-	-	-	-
Taro/'Godere'	*	*	-	-	-	-	-	427	3
Sweet potatoes	*	*	-	-	-	*	*	*	*
Other Temporary	*	*	-	-	-	*	*	*	*
Fruit Crops				*	*	-	-	*	*
Avocado				*	*	-	-	*	*
Bananas				*	*	-	-	*	*
Guava				-	-	-	-	-	-
Lemons				-	-	-	-	-	-
Mangos				-	-	-	-	-	-
Oranges				-	-	-	-	-	-
Papayas				-	-	-	-	-	-
Pineapples				-	-	-	-	-	-
Stimulant Crops	*	*	-	*	*	*	*	339	5
Chat				-	-	-	-	-	-
Coffee	*	*	-	*	*	*	*	339	5
Hops/'Gesho'				-	-	-	-	-	-
Enset				-	-	*	*		
Sugar Cane				-	-	*	*	*	*
Other Permanent				-	-	-	-	*	*

Table1.7.15 Number of Holders, Inputs Applied Area and Quantity of Inputs used

Konta Special Wereda

Crop type	All Crop Area	All Fertilizers		Natural		DAP		
		Hectare	Quintal	Holder	Hectare	Holder	Hectare	Quintal
All	17,025	8,235	5,682	31,520	2,804	7,451	1,856	1,627
Cereals	7,944	4,036	3,987	1,117	*	4,154	*	*
Teff	4,816	3,195	2,466	*	*	3,168	*	*
Barley	*	*	*	-	-	*	*	*
Wheat	641	*	*	*	*	*	*	*
Maize	*	106	207	*	*	*	*	*
Sorghum	1,386	*	*	*	*	-	-	-
Finger millet	-	-	-	-	-	-	-	-
Oats/'Aja'	*	-	-	-	-	-	-	-
Rice	*	*	*	-	-	*	*	*
Pulse	3,842	1,178	1,174	1,853	*	4,023	929	962
Horse/Faba beans	2,230	1,052	1,079	*	*	3,763	859	918
Field peas	1,136	*	*	-	-	387	*	*
White Haricot beans	*	*	-	*	*	-	-	-
Red Haricot beans	268	31	*	*	*	*	*	*
Chick peas	*	-	-	-	-	-	-	-
Lentiles	-	-	-	-	-	-	-	-
Vetch/Grass peas	-	-	-	-	-	-	-	-
Soya beans	*	-	-	-	-	-	-	-
Fenugreek	*	*	-	*	*	-	-	-
Mung bean/"Masho"	-	-	-	-	-	-	-	-
Gibto	-	-	-	-	-	-	-	-
Oil Seeds	*	*	*	-	-	*	*	*
Nueg	-	-	-	-	-	-	-	-
Linseed	*	*	*	-	-	-	-	-
Ground nuts	*	-	-	-	-	-	-	-
Safflower	-	-	-	-	-	-	-	-
Sesame	*	*	*	-	-	*	*	*
Rapeseed	-	-	-	-	-	-	-	-
Vegetables	75	52	*	9,634	50	*	*	*
Lettuce	-	-	-	-	-	-	-	-
Head Cabbage	*	*	-	*	*	-	-	-
Ethiopian Cabbage	48	37	*	7,924	36	*	*	*
Tomatoes	-	-	-	-	-	-	-	-
Green peppers	20	12	-	2,416	12	-	-	-
Red papers	4	2	-	1,631	2	-	-	-
Swiss chard	-	-	-	-	-	-	-	-
Root Crops	1,946	840	*	20,007	822	*	*	*
Beet root	*	*	*	*	*	-	-	-
Carrot	*	-	-	-	-	-	-	-
Onion	16	*	*	*	*	*	*	*
Potatoes	*	*	*	*	*	*	*	*
Yam	24	18	-	2,210	18	-	-	-
Garlic	*	*	-	*	*	-	-	-
Taro/'Godere'	1,824	773	*	18,748	773	-	-	-
Sweet potatoes	72	29	*	2,265	23	-	-	-
Other Temporary	128	57	*	8,616	56	-	-	-
Fruit Crops	738	290		12,625	287			
Avocado	215	*		7,830	*			
Bananas	375	108		7,623	107			
Guava	9	*		501	*			
Lemons	*	*		*	*			
Mangos	58	*		2,738	*			
Oranges	34	*		*	*			
Papayas	42	19		4,041	18			
Pineapples	*	*		*	*			
Stimulant Crops	549	215		11,902	212			
Chat	25	10		1,122	7			
Coffee	508	204		11,249	204			
Hops/'Gesho'	15	1		756	1			
Enset	1,432	1,235		27,539	1,235			
Sugar Cane	32	16		3,545	16			
Other Permanent	13	*		1,089	*			

(Table 1.7.15 cont'd.)

Konta Special Wereda

Crop type	UREA			UREA + DAP			INDIGENOUS SEED		
	Holder	Hectare	Quintal	Holder	Hectare	Quintal	Holder	Hectare	Quintal
All	*	*	*	7,935	3,499	3,997	35,692	16,267	5,817
Cereals	*	*	*	6,960	3,003	3,296	22,996	7,513	3,219
Teff	*	*	*	3,716	*	1,922	15,225	4,754	1,669
Barley	*	*	*	*	*	*	*	*	*
Wheat	*	*	*	*	*	*	*	*	*
Maize	-	-	-	1,030	86	197	4,140	*	*
Sorghum	-	-	-	*	*	*	8,677	1,373	574
Finger millet	-	-	-	-	-	-	-	-	-
Oats/'Aja'	-	-	-	-	-	-	*	*	*
Rice	-	-	-	*	*	*	*	*	*
Pulse	-	-	-	*	*	*	17,765	3,841	2,587
Horse/Faba beans	-	-	-	*	*	*	11,295	2,230	1,723
Field peas	-	-	-	*	*	*	7,287	1,136	767
White Haricot beans	-	-	-	-	-	-	1,902	*	*
Red Haricot beans	-	-	-	*	*	*	5,182	267	-
Chick peas	-	-	-	-	-	-	*	*	*
Lentiles	-	-	-	-	-	-	-	-	-
Vetch/Grass peas	-	-	-	-	-	-	-	-	-
Soya beans	-	-	-	-	-	-	*	*	*
Fenugreek	-	-	-	-	-	-	*	*	*
Mung bean/'Masho'	-	-	-	-	-	-	-	-	-
Gibto	-	-	-	-	-	-	-	-	-
Oil Seeds	*	*	*	1,926	*	*	783	*	*
Nueg	-	-	-	-	-	-	-	-	-
Linseed	-	-	-	*	*	*	589	*	*
Ground nuts	-	-	-	-	-	-	*	*	*
Safflower	-	-	-	-	-	-	-	-	-
Sesame	*	*	*	1,807	*	*	*	*	*
Rapeseed	-	-	-	-	-	-	-	-	-
Vegetables	-	-	-	-	-	-	13,057	75	-
Lettuce	-	-	-	-	-	-	-	-	-
Head Cabbage	-	-	-	-	-	-	*	*	-
Ethiopian Cabbage	-	-	-	-	-	-	10,189	48	-
Tomatoes	-	-	-	-	-	-	-	-	-
Green peppers	-	-	-	-	-	-	3,755	20	-
Red papers	-	-	-	-	-	-	2,678	4	-
Swiss chard	-	-	-	-	-	-	-	-	-
Root Crops	-	-	-	*	*	*	30,918	1,942	-
Beet root	-	-	-	*	*	*	596	*	-
Carrot	-	-	-	-	-	-	*	*	-
Onion	-	-	-	-	-	-	1,092	13	-
Potatoes	-	-	-	-	-	-	*	*	-
Yam	-	-	-	-	-	-	3,317	24	-
Garlic	-	-	-	-	-	-	*	*	-
Taro/'Godere'	-	-	-	*	*	*	30,313	1,824	-
Sweet potatoes	-	-	-	*	*	*	3,947	72	-
Other Temporary	-	-	-	*	*	*	13,779	128	-
Fruit Crops							24,246	733	
Avocado							16,218	212	
Bananas							19,853	374	
Guava							2,132	9	
Lemons							*	*	
Mangos							6,323	58	
Oranges							4,814	34	
Papayas							6,805	42	
Pineapples							*	*	
Stimulant Crops							22,047	530	
Chat							3,206	25	
Coffee							20,713	490	
Hops/'Gesho'							3,102	15	
Enset							31,925	1,431	
Sugar Cane							6,344	32	
Other Permanent							5,551	13	

(Table 1.7.15 Contd.)

Konta Special Wereda

Crop type	IMPROVED SEED			PESTICIDE		IRRIGATION		EXTENSION PACKAGE	
	Holder	Hectare	Quintal	Holder	Hectare	Holder	Hectare	Holder	Hectare
All	4,875	757	457	5,914	1,810	*	*	14,057	5,106
Cereals	2,300	432	*	5,525	1,774	*	*	10,621	3,645
Teff	*	*	*	3,674	*	*	*	6,608	2,863
Barley	-	-	-	-	-	-	-	*	*
Wheat	*	*	*	*	*	-	-	*	*
Maize	971	97	*	*	*	-	-	1,414	106
Sorghum	*	*	*	*	*	-	-	*	*
Finger millet	-	-	-	-	-	-	-	-	-
Oats/'Aja'	-	-	-	-	-	-	-	-	-
Rice	-	-	-	-	-	-	-	*	*
Pulse	*	*	*	*	*	-	-	4,603	1,095
Horse/Faba beans	-	-	-	*	*	-	-	3,983	988
Field peas	-	-	-	-	-	-	-	411	*
White Haricot beans	-	-	-	-	-	-	-	*	*
Red Haricot beans	*	*	*	-	-	-	-	*	*
Chick peas	-	-	-	-	-	-	-	-	-
Lentiles	-	-	-	-	-	-	-	-	-
Vetch/Grass peas	-	-	-	-	-	-	-	-	-
Soya beans	-	-	-	-	-	-	-	-	-
Fenugreek	-	-	-	-	-	-	-	-	-
Mung bean/"Masho"	-	-	-	-	-	-	-	-	-
Gibto	-	-	-	-	-	-	-	-	-
Oil Seeds	1,897	*	75	*	*	-	-	2,091	*
Nueg	-	-	-	-	-	-	-	-	-
Linseed	-	-	-	-	-	-	-	-	-
Ground nuts	-	-	-	-	-	-	-	-	-
Safflower	-	-	-	-	-	-	-	-	-
Sesame	1,897	*	75	*	*	-	-	2,091	*
Rapeseed	-	-	-	-	-	-	-	-	-
Vegetables	-	-	-	-	-	-	-	*	*
Lettuce	-	-	-	-	-	-	-	-	-
Head Cabbage	-	-	-	-	-	-	-	-	-
Ethiopian Cabbage	-	-	-	-	-	-	-	*	*
Tomatoes	-	-	-	-	-	-	-	-	-
Green peppers	-	-	-	-	-	-	-	-	-
Red papers	-	-	-	-	-	-	-	-	-
Swiss chard	-	-	-	-	-	-	-	-	-
Root Crops	*	*	-	-	-	*	*	*	*
Beet root	-	-	-	-	-	*	*	*	*
Carrot	-	-	-	-	-	-	-	-	-
Onion	*	*	-	-	-	*	*	*	*
Potatoes	-	-	-	-	-	-	-	*	*
Yam	-	-	-	-	-	-	-	-	-
Garlic	-	-	-	-	-	-	-	-	-
Taro/'Godere'	-	-	-	-	-	-	-	*	*
Sweet potatoes	-	-	-	-	-	-	-	*	*
Other Temporary	-	-	-	-	-	-	-	*	*
Fruit Crops				*	*	-	-	*	*
Avocado				*	*	-	-	*	*
Bananas				-	-	-	-	*	*
Guava				-	-	-	-	-	-
Lemons				-	-	-	-	-	-
Mangos				-	-	-	-	-	-
Oranges				-	-	-	-	-	-
Papayas				-	-	-	-	*	*
Pineapples				-	-	-	-	-	-
Stimulant Crops	*	*	-	-	-	-	-	*	*
Chat				-	-	-	-	*	*
Coffee	*	*	-	-	-	-	-	*	*
Hops/'Gesho'				-	-	-	-	-	-
Enset				-	-	-	-	-	-
Sugar Cane				-	-	-	-	-	-
Other Permanent				-	-	-	-	*	*

Table1.7.16 Number of Holders, Inputs Applied Area and Quantity of Inputs used

Silitie

Crop type	All Crop Area	All Fertilizers		Natural		DAP		
		Hectare	Quintal	Holder	Hectare	Holder	Hectare	Quintal
All	120,427	113,684	174,709	146,690	12,424	53,409	4,841	4,467
Cereals	95,693	91,785	155,974	22,211	785	25,647	2,993	2,744
Teff	14,672	14,638	20,607	-	-	*	*	*
Barley	6,178	5,935	9,370	*	*	10,188	680	610
Wheat	23,421	23,421	43,625	*	*	*	*	*
Maize	39,626	39,399	66,494	13,174	392	15,478	*	*
Sorghum	11,499	8,095	15,392	4,342	*	7,026	395	*
Finger millet	*	*	*	-	-	*	*	*
Oats/'Aja'	-	-	-	-	-	-	-	-
Rice	-	-	-	-	-	-	-	-
Pulse	7,532	6,787	8,077	24,638	1,075	34,604	1,474	1,291
Horse/Faba beans	4,099	3,903	4,194	19,873	714	26,234	882	791
Field peas	1,989	1,949	2,618	*	*	10,759	523	426
White Haricot beans	*	*	*	*	*	-	-	-
Red Haricot beans	892	754	*	3,703	*	3,083	*	*
Chick peas	*	*	*	*	*	*	*	*
Lentiles	*	*	*	-	-	-	-	-
Vetch/Grass peas	-	-	-	-	-	-	-	-
Soya beans	-	-	-	-	-	-	-	-
Fenugreek	*	*	*	*	*	-	-	-
Mung bean/'Masho'	-	-	-	-	-	-	-	-
Gibto	-	-	-	-	-	-	-	-
Oil Seeds	*	*	*	*	*	*	*	*
Nueg	-	-	-	-	-	-	-	-
Linseed	*	*	*	*	*	*	*	*
Ground nuts	-	-	-	-	-	-	-	-
Safflower	-	-	-	-	-	-	-	-
Sesame	-	-	-	-	-	-	-	-
Rapeseed	-	-	-	-	-	-	-	-
Vegetables	7,298	6,954	9,152	116,575	3,117	*	*	*
Lettuce	*	*	-	*	*	-	-	-
Head Cabbage	*	*	*	2,435	18	-	-	-
Ethiopian Cabbage	2,641	2,327	386	115,023	2,119	*	*	*
Tomatoes	*	*	*	2,321	*	*	*	*
Green peppers	*	*	*	1,721	*	-	-	-
Red papers	4,416	4,398	8,508	4,225	*	*	*	*
Swiss chard	*	*	-	*	*	-	-	-
Root Crops	321	217	216	13,526	83	2,876	*	*
Beet root	*	*	*	5,599	*	*	*	*
Carrot	34	32	*	*	*	*	*	*
Onion	*	*	*	1,848	*	-	-	-
Potatoes	*	52	*	*	*	*	*	*
Yam	-	-	-	-	-	-	-	-
Garlic	*	*	-	*	*	-	-	-
Taro/'Godere'	-	-	-	-	-	-	-	-
Sweet potatoes	*	*	*	-	-	-	-	-
Other Temporary	486	444	782	9,181	187	2,405	13	20
Fruit Crops	*	243		29,067	*			
Avocado	*	37		10,207	36			
Bananas	*	*		11,495	*			
Guava	5	*		1,410	*			
Lemons	*	*		*	*			
Mangos	*	*		5,018	*			
Oranges	9	8		4,649	8			
Papayas	58	19		8,760	19			
Pineapples	-	-		-	-			
Stimulant Crops	3,072	2,185		65,247	1,982			
Chat	2,778	1,961		56,443	1,779			
Coffee	293	224		25,908	203			
Hops/'Gesho'	-	-		-	-			
Enset	5,033	4,781		72,974	4,757			
Sugar Cane	46	*		5,332	*			
Other Permanent	*	*		13,351	*			

(Table 1.7.16 cont'd.)

Silitie

Crop type	UREA			UREA + DAP			INDIGENOUS SEED		
	Holder	Hectare	Quintal	Holder	Hectare	Quintal	Holder	Hectare	Quintal
All	10,370	572	445	176,949	95,848	169,797	186,154	76,954	61,067
Cereals	2,086	*	*	173,457	87,896	153,180	161,523	52,314	53,616
Teff	-	-	-	51,127	14,528	20,494	45,635	12,916	4,274
Barley	*	*	*	59,651	5,027	8,738	74,011	5,911	10,206
Wheat	-	-	-	93,227	23,068	43,267	79,612	19,083	35,109
Maize	*	*	*	138,669	37,570	65,224	34,062	2,896	1,558
Sorghum	*	*	*	64,808	7,433	14,999	83,415	11,349	2,375
Finger millet	-	-	-	*	*	*	*	*	*
Oats/'Aja'	-	-	-	-	-	-	-	-	-
Rice	-	-	-	-	-	-	-	-	-
Pulse	3,754	150	*	63,477	4,088	6,669	115,856	7,494	7,265
Horse/Faba beans	2,284	*	*	45,375	2,218	3,337	94,385	4,081	4,465
Field peas	*	*	*	21,770	1,347	2,171	37,176	1,989	2,320
White Haricot beans	-	-	-	1,200	*	*	2,722	*	*
Red Haricot beans	*	*	*	8,894	377	*	17,993	892	-
Chick peas	-	-	-	*	*	*	*	*	*
Lentiles	-	-	-	*	*	*	*	*	*
Vetch/Grass peas	-	-	-	-	-	-	-	-	-
Soya beans	-	-	-	-	-	-	-	-	-
Fenugreek	-	-	-	*	*	*	*	*	*
Mung bean/'Masho'	-	-	-	-	-	-	-	-	-
Gibto	-	-	-	-	-	-	-	-	-
Oil Seeds	-	-	-	*	*	*	3,092	*	*
Nueg	-	-	-	-	-	-	-	-	-
Linseed	-	-	-	*	*	*	3,092	*	*
Ground nuts	-	-	-	-	-	-	-	-	-
Safflower	-	-	-	-	-	-	-	-	-
Sesame	-	-	-	-	-	-	-	-	-
Rapeseed	-	-	-	-	-	-	-	-	-
Vegetables	4,183	*	*	36,768	3,404	8,670	148,259	7,293	-
Lettuce	-	-	-	-	-	-	*	*	-
Head Cabbage	*	*	*	*	*	*	4,303	*	-
Ethiopian Cabbage	3,317	*	*	7,232	130	312	135,243	2,637	-
Tomatoes	-	-	-	-	-	-	3,174	*	-
Green peppers	-	-	-	*	*	*	*	*	-
Red papers	*	*	*	31,209	3,190	8,188	38,524	4,416	-
Swiss chard	-	-	-	-	-	-	*	*	-
Root Crops	*	*	*	4,193	40	*	21,619	318	-
Beet root	-	-	-	*	*	*	7,722	*	-
Carrot	-	-	-	*	*	*	8,038	32	-
Onion	*	*	*	*	*	*	4,695	*	-
Potatoes	-	-	-	*	*	*	4,099	*	-
Yam	-	-	-	-	-	-	-	-	-
Garlic	-	-	-	-	-	-	2,051	*	-
Taro/'Godere'	-	-	-	-	-	-	-	-	-
Sweet potatoes	-	-	-	*	*	*	-	-	-
Other Temporary	-	-	-	13,269	243	762	25,788	457	-
Fruit Crops							41,571	*	
Avocado							15,556	*	
Bananas							14,854	*	
Guava							2,011	5	
Lemons							*	*	
Mangos							7,685	*	
Oranges							5,600	9	
Papayas							16,229	58	
Pineapples							-	-	
Stimulant Crops							88,776	3,054	
Chat							80,470	2,775	
Coffee							39,660	279	
Hops/'Gesho'							-	-	
Enset							79,305	5,033	
Sugar Cane							7,376	46	
Other Permanent							25,927	*	

(Table 1.7.16 Cont'd.)

Silitie

Crop type	IMPROVED SEED			PESTICIDE		IRRIGATION		EXTENSION PACKAGE	
	Holder	Hectare	Quintal	Holder	Hectare	Holder	Hectare	Holder	Hectare
All	143,044	43,472	18,569	106,852	37,624	13,294	*	144,575	55,584
Cereals	142,239	43,379	18,517	101,924	37,083	*	*	138,640	51,635
Teff	*	*	*	43,093	12,514	*	*	13,598	*
Barley	2,578	*	232	27,239	2,385	-	-	17,887	1,799
Wheat	20,812	4,338	8,457	76,211	20,517	-	-	41,705	9,623
Maize	137,761	36,731	8,977	8,377	1,257	*	*	122,657	32,389
Sorghum	*	*	*	3,517	*	-	-	40,736	3,929
Finger millet	*	*	*	*	*	-	-	-	-
Oats/'Aja'	-	-	-	-	-	-	-	-	-
Rice	-	-	-	-	-	-	-	-	-
Pulse	*	*	*	1,192	*	-	-	35,510	2,246
Horse/Faba beans	*	*	*	*	*	-	-	26,381	1,370
Field peas	-	-	-	*	*	-	-	10,496	680
White Haricot beans	-	-	-	-	-	-	-	-	-
Red Haricot beans	-	-	-	-	-	-	-	*	*
Chick peas	*	*	*	*	*	-	-	*	*
Lentiles	-	-	-	-	-	-	-	-	-
Vetch/Grass peas	-	-	-	-	-	-	-	-	-
Soya beans	-	-	-	-	-	-	-	-	-
Fenugreek	-	-	-	-	-	-	-	-	-
Mung bean/'Masho'	-	-	-	-	-	-	-	-	-
Gibto	-	-	-	-	-	-	-	-	-
Oilseeds	-	-	-	*	*	-	-	*	*
Nueg	-	-	-	-	-	-	-	-	-
Linseed	-	-	-	*	*	-	-	*	*
Ground nuts	-	-	-	-	-	-	-	-	-
Safflower	-	-	-	-	-	-	-	-	-
Sesame	-	-	-	-	-	-	-	-	-
Rapeseed	-	-	-	-	-	-	-	-	-
Vegetables	*	*	-	*	120	4,411	*	15,307	*
Lettuce	-	-	-	-	-	-	-	-	-
Head Cabbage	-	-	-	*	*	*	*	*	*
Ethiopian Cabbage	*	*	-	*	*	3,224	43	10,501	*
Tomatoes	-	-	-	-	-	*	*	*	*
Green peppers	*	*	-	-	-	-	-	-	-
Red papers	-	-	-	*	*	*	*	*	*
Swiss chard	-	-	-	-	-	-	-	-	-
Root Crops	*	*	-	-	-	*	*	6,638	*
Beet root	-	-	-	-	-	*	*	*	*
Carrot	*	*	-	-	-	*	*	*	*
Onion	-	-	-	-	-	*	*	*	*
Potatoes	-	-	-	-	-	-	-	*	*
Yam	-	-	-	-	-	-	-	-	-
Garlic	-	-	-	-	-	*	*	*	*
Taro/'Godere'	-	-	-	-	-	-	-	-	-
Sweet potatoes	*	*	-	-	-	-	-	-	-
Other Temporary	*	*	-	*	*	-	-	12,322	229
Fruit Crops				*	*	*	*	*	*
Avocado				-	-	*	*	*	*
Bananas				-	-	*	*	*	*
Guava				-	-	-	-	-	-
Lemons				-	-	*	*	-	-
Mangos				-	-	*	*	*	*
Oranges				-	-	*	*	-	-
Papayas				*	*	-	-	-	-
Pineapples				-	-	-	-	-	-
Stimulant Crops	1,151	*	-	9,277	334	*	*	11,804	213
Chat				8,167	322	*	*	9,298	170
Coffee	1,151	*	-	2,259	*	2,354	*	5,286	44
Hops/'Gesho'				-	-	-	-	-	-
Enset				-	-	*	*		
Sugar Cane				*	*	*	*	-	-
Other Permanent				-	-	*	*	*	*

Table1.7.17 Number of Holders, Inputs Applied Area and Quantity of Inputs used

Alaba Special Wereda

Crop type	All Crop Area	All Fertilizers		Natural		DAP		
		Hectare	Quintal	Holder	Hectare	Holder	Hectare	Quintal
All	49,099	41,960	52,950	47,466	5,709	38,333	14,323	13,476
Cereals	39,401	33,199	40,837	28,926	2,707	36,432	13,008	11,844
Teff	8,176	8,046	9,730	-	-	14,733	3,574	2,865
Barley	*	103	116	*	*	1,754	77	93
Wheat	4,210	2,998	4,363	*	*	5,074	1,202	1,247
Maize	19,534	16,809	20,116	25,948	2,116	25,379	5,597	5,251
Sorghum	4,731	3,073	4,021	12,526	420	18,425	1,382	1,362
Finger millet	2,377	2,170	2,491	1,833	*	13,786	1,176	1,026
Oats/'Aja'	-	-	-	-	-	-	-	-
Rice	-	-	-	-	-	-	-	-
Pulse	1,255	829	815	10,029	173	8,985	486	500
Horse/Faba beans	*	*	*	1,017	15	*	*	*
Field peas	*	*	*	*	*	*	*	*
White Haricot beans	*	*	*	*	*	*	*	*
Red Haricot beans	997	639	589	8,479	147	7,221	393	404
Chick peas	-	-	-	-	-	-	-	-
Lentiles	*	*	*	-	-	*	*	*
Vetch/Grass peas	-	-	-	-	-	-	-	-
Soya beans	*	*	*	-	-	*	*	*
Fenugreek	*	*	*	*	*	*	*	*
Mung bean/'Masho'	-	-	-	-	-	-	-	-
Gibto	-	-	-	-	-	-	-	-
Oil Seeds	*	*	*	*	*	*	*	*
Nueg	*	*	-	*	*	-	-	-
Linseed	*	*	*	*	*	*	*	*
Ground nuts	-	-	-	-	-	-	-	-
Safflower	-	-	-	-	-	-	-	-
Sesame	-	-	-	-	-	-	-	-
Rapeseed	-	-	-	-	-	-	-	-
Vegetables	5,512	5,300	9,805	38,864	966	8,488	653	893
Lettuce	-	-	-	-	-	-	-	-
Head Cabbage	20	19	-	2,224	19	-	-	-
Ethiopian Cabbage	1,163	1,013	217	37,764	913	2,179	55	71
Tomatoes	*	*	-	*	*	-	-	-
Green peppers	*	*	-	*	*	-	-	-
Red papers	4,323	4,262	9,588	3,294	27	6,772	598	822
Swiss chard	-	-	-	-	-	-	-	-
Root Crops	*	*	*	3,554	23	*	*	*
Beet root	*	*	-	*	*	-	-	-
Carrot	*	*	-	*	*	-	-	-
Onion	*	*	-	*	*	-	-	-
Potatoes	*	*	*	2,133	19	*	*	*
Yam	-	-	-	-	-	-	-	-
Garlic	-	-	-	-	-	-	-	-
Taro/'Godere'	*	-	-	-	-	-	-	-
Sweet potatoes	*	*	*	*	*	*	*	*
Other Temporary	390	346	285	11,077	149	2,836	87	126
Fruit Crops	63	55	-	12,670	52	-	-	-
Avocado	11	10	-	3,804	10	-	-	-
Bananas	34	30	-	6,833	27	-	-	-
Guava	*	*	-	*	*	-	-	-
Lemons	*	*	-	*	*	-	-	-
Mangos	*	*	-	*	*	-	-	-
Oranges	*	*	-	619	*	-	-	-
Papayas	11	10	-	4,071	10	-	-	-
Pineapples	-	-	-	-	-	-	-	-
Stimulant Crops	1,971	1,734	-	29,744	1,539	-	-	-
Chat	1,760	1,544	-	25,872	1,350	-	-	-
Coffee	210	190	-	13,584	188	-	-	-
Hops/'Gesho'	*	*	-	*	*	-	-	-
Enset	49	46	-	8,051	46	-	-	-
Sugar Cane	7	3	-	950	3	-	-	-
Other Permanent	18	18	-	3,441	18	-	-	-

(Table 1.7.17 cont'd.)

Alaba Special Wereda

Crop type	UREA			UREA + DAP			INDIGENOUS SEED		
	Holder	Hectare	Quintal	Holder	Hectare	Quintal	Holder	Hectare	Quintal
All	49,099	41,960	52,950	47,466	5,709	38,333	14,323	13,476	49,099
Cereals	39,401	33,199	40,837	28,926	2,707	36,432	13,008	11,844	39,401
Teff	8,176	8,046	9,730	-	-	14,733	3,574	2,865	8,176
Barley	*	103	116	*	*	1,754	77	93	*
Wheat	4,210	2,998	4,363	*	*	5,074	1,202	1,247	4,210
Maize	19,534	16,809	20,116	25,948	2,116	25,379	5,597	5,251	19,534
Sorghum	4,731	3,073	4,021	12,526	420	18,425	1,382	1,362	4,731
Finger millet	2,377	2,170	2,491	1,833	*	13,786	1,176	1,026	2,377
Oats/'Aja'	-	-	-	-	-	-	-	-	-
Rice	-	-	-	-	-	-	-	-	-
Pulse	1,255	829	815	10,029	173	8,985	486	500	1,255
Horse/Faba beans	*	*	*	1,017	15	*	*	*	*
Field peas	*	*	*	*	*	*	*	*	*
White Haricot beans	*	*	*	*	*	*	*	*	*
Red Haricot beans	997	639	589	8,479	147	7,221	393	404	997
Chick peas	-	-	-	-	-	-	-	-	-
Lentiles	*	*	*	-	-	*	*	*	*
Vetch/Grass peas	-	-	-	-	-	-	-	-	-
Soya beans	*	*	*	-	-	*	*	*	*
Fenugreek	*	*	*	*	*	*	*	*	*
Mung bean/'Masho'	-	-	-	-	-	-	-	-	-
Gibto	-	-	-	-	-	-	-	-	-
Oilseeds	*	*	*	*	*	*	*	*	*
Nueg	*	*	-	*	*	-	-	-	*
Linseed	*	*	*	*	*	*	*	*	*
Ground nuts	-	-	-	-	-	-	-	-	-
Safflower	-	-	-	-	-	-	-	-	-
Sesame	-	-	-	-	-	-	-	-	-
Rapeseed	-	-	-	-	-	-	-	-	-
Vegetables	5,512	5,300	9,805	38,864	966	8,488	653	893	5,512
Lettuce	-	-	-	-	-	-	-	-	-
Head Cabbage	20	19	-	2,224	19	-	-	-	20
Ethiopian Cabbage	1,163	1,013	217	37,764	913	2,179	55	71	1,163
Tomatoes	*	*	-	*	*	-	-	-	*
Green peppers	*	*	-	*	*	-	-	-	*
Red papers	4,323	4,262	9,588	3,294	27	6,772	598	822	4,323
Swiss chard	-	-	-	-	-	-	-	-	-
Root Crops	*	*	*	3,554	23	*	*	*	*
Beet root	*	*	-	*	*	-	-	-	*
Carrot	*	*	-	*	*	-	-	-	*
Onion	*	*	-	*	*	-	-	-	*
Potatoes	*	*	*	2,133	19	*	*	*	*
Yam	-	-	-	-	-	-	-	-	-
Garlic	-	-	-	-	-	-	-	-	-
Taro/'Godere'	*	-	-	-	-	-	-	-	*
Sweet potatoes	*	*	*	*	*	*	*	*	*
Other Temporary	390	346	285	11,077	149	2,836	87	126	390
Fruit Crops	63	55	-	12,670	52	-	-	-	63
Avocado	11	10	-	3,804	10	-	-	-	11
Bananas	34	30	-	6,833	27	-	-	-	34
Guava	*	*	-	*	*	-	-	-	*
Lemons	*	*	-	*	*	-	-	-	*
Mangos	*	*	-	*	*	-	-	-	*
Oranges	*	*	-	619	*	-	-	-	*
Papayas	11	10	-	4,071	10	-	-	-	11
Pineapples	-	-	-	-	-	-	-	-	-
Stimulant Crops	1,971	1,734	-	29,744	1,539	-	-	-	1,971
Chat	1,760	1,544	-	25,872	1,350	-	-	-	1,760
Coffee	210	190	-	13,584	188	-	-	-	210
Hops/'Gesho'	*	*	-	*	*	-	-	-	*
Enset	49	46	-	8,051	46	-	-	-	49
Sugar Cane	7	3	-	950	3	-	-	-	7
Other Permanent	18	18	-	3,441	18	-	-	-	18

(Table 1.7.17 Cont'd.)

Alaba Special Wereda

	IMPROVED SEED			PESTICIDE		IRRIGATION		EXTENSION PACKAGE	
Crop type	Holder	Hectare	Quintal	Holder	Hectare	Holder	Hectare	Holder	Hectare
All	38,493	12,730	5,020	31,956	8,965	*	*	41,755	18,966
Cereals	38,146	12,640	4,978	30,553	8,370	*	*	41,151	16,974
Teff	2,956	612	187	23,552	5,845	-	-	11,640	2,585
Barley	*	*	*	*	133	-	-	*	*
Wheat	*	*	*	6,333	1,816	-	-	5,343	879
Maize	37,435	11,159	3,205	*	*	*	*	38,135	11,381
Sorghum	*	*	*	*	*	*	*	17,099	1,432
Finger millet	*	*	*	2,261	*	-	-	5,458	661
Oats/'Aja'	-	-	-	-	-	-	-	-	-
Rice	-	-	-	-	-	-	-	-	-
Pulse	*	*	*	*	*	-	-	6,410	276
Horse/Faba beans	*	*	*	*	*	-	-	*	*
Field peas	-	-	-	*	*	-	-	-	-
White Haricot beans	-	-	-	-	-	-	-	*	*
Red Haricot beans	*	*	*	-	-	-	-	5,385	235
Chick peas	-	-	-	-	-	-	-	-	-
Lentiles	-	-	-	-	-	-	-	-	-
Vetch/Grass peas	-	-	-	-	-	-	-	-	-
Soya beans	*	*	*	-	-	-	-	*	*
Fenugreek	-	-	-	-	-	-	-	-	-
Mung bean/"Masho"	-	-	-	-	-	-	-	-	-
Gibto	-	-	-	-	-	-	-	-	-
Oilseeds	-	-	-	-	-	-	-	*	*
Nueg	-	-	-	-	-	-	-	*	*
Linseed	-	-	-	-	-	-	-	*	*
Ground nuts	-	-	-	-	-	-	-	-	-
Safflower	-	-	-	-	-	-	-	-	-
Sesame	-	-	-	-	-	-	-	-	-
Rapeseed	-	-	-	-	-	-	-	-	-
Vegetables	*	*	-	3,344	*	-	-	12,119	1,093
Lettuce	-	-	-	-	-	-	-	-	-
Head Cabbage	-	-	-	-	-	-	-	633	*
Ethiopian Cabbage	*	*	-	*	*	-	-	8,399	209
Tomatoes	*	*	-	-	-	-	-	*	*
Green peppers	-	-	-	-	-	-	-	-	-
Red papers	*	*	-	3,178	*	-	-	6,148	868
Swiss chard	-	-	-	-	-	-	-	-	-
Root Crops	-	-	-	*	*	-	-	633	*
Beet root	-	-	-	-	-	-	-	-	-
Carrot	-	-	-	-	-	-	-	-	-
Onion	-	-	-	-	-	-	-	*	*
Potatoes	-	-	-	*	*	-	-	*	*
Yam	-	-	-	-	-	-	-	-	-
Garlic	-	-	-	-	-	-	-	-	-
Taro/'Godere'	-	-	-	-	-	-	-	-	-
Sweet potatoes	-	-	-	-	-	-	-	*	*
Other Temporary	-	-	-	-	-	-	-	4,429	*
Fruit Crops				*	*	-	-	1,261	*
Avocado				-	-	-	-	-	-
Bananas				-	-	-	-	*	*
Guava				-	-	-	-	-	-
Lemons				-	-	-	-	-	-
Mangos				-	-	-	-	-	-
Oranges				-	-	-	-	-	-
Papayas				*	*	-	-	*	*
Pineapples				-	-	-	-	-	-
Stimulant Crops	*	*	-	3,230	*	-	-	9,556	434
Chat				*	*	-	-	8,751	428
Coffee	*	*	-	*	*	-	-	*	*
Hops/'Gesho'				-	-	-	-	-	-
Enset				-	-	-	-	-	-
Sugar Cane				-	-	-	-	-	-
Other Permanent				-	-	-	-	-	-

Table1.7.18 Number of Holders, Inputs Applied Area and Quantity of Inputs used

Segeen

Crop type	All Crop Area	All Fertilizers		Natural		DAP		
		Hectare	Quintal	Holder	Hectare	Holder	Hectare	Quintal
All	38,493	12,730	5,020	31,956	8,965	*	*	41,755
Cereals	38,146	12,640	4,978	30,553	8,370	*	*	41,151
Teff	2,956	612	187	23,552	5,845	-	-	11,640
Barley	*	*	*	*	133	-	-	*
Wheat	*	*	*	6,333	1,816	-	-	5,343
Maize	37,435	11,159	3,205	*	*	*	*	38,135
Sorghum	*	*	*	*	*	*	*	17,099
Finger millet	*	*	*	2,261	*	-	-	5,458
Oats/'Aja'	-	-	-	-	-	-	-	-
Rice	-	-	-	-	-	-	-	-
Pulse	*	*	*	*	*	-	-	6,410
Horse/Faba beans	*	*	*	*	*	-	-	*
Field peas	-	-	-	*	*	-	-	-
White Haricot beans	-	-	-	-	-	-	-	*
Red Haricot beans	*	*	*	-	-	-	-	5,385
Chick peas	-	-	-	-	-	-	-	-
Lentiles	-	-	-	-	-	-	-	-
Vetch/Grass peas	-	-	-	-	-	-	-	-
Soya beans	*	*	*	-	-	-	-	*
Fenugreek	-	-	-	-	-	-	-	-
Mung bean/'Masho'	-	-	-	-	-	-	-	-
Gibto	-	-	-	-	-	-	-	-
Oil Seeds	-	-	-	-	-	-	-	*
Nueg	-	-	-	-	-	-	-	*
Linseed	-	-	-	-	-	-	-	*
Ground nuts	-	-	-	-	-	-	-	-
Safflower	-	-	-	-	-	-	-	-
Sesame	-	-	-	-	-	-	-	-
Rapeseed	-	-	-	-	-	-	-	-
Vegetables	*	*	-	3,344	*	-	-	12,119
Lettuce	-	-	-	-	-	-	-	-
Head Cabbage	-	-	-	-	-	-	-	633
Ethiopian Cabbage	*	*	-	*	*	-	-	8,399
Tomatoes	*	*	-	-	-	-	-	*
Green peppers	-	-	-	-	-	-	-	-
Red papers	*	*	-	3,178	*	-	-	6,148
Swiss chard	-	-	-	-	-	-	-	-
Root Crops	-	-	-	*	*	-	-	633
Beet root	-	-	-	-	-	-	-	-
Carrot	-	-	-	-	-	-	-	-
Onion	-	-	-	-	-	-	-	*
Potatoes	-	-	-	*	*	-	-	*
Yam	-	-	-	-	-	-	-	-
Garlic	-	-	-	-	-	-	-	-
Taro/'Godere'	-	-	-	-	-	-	-	-
Sweet potatoes	-	-	-	-	-	-	-	*
Other Temporary	-	-	-	-	-	-	-	4,429
Fruit Crops	-	-	-	*	*	-	-	1,261
Avocado	-	-	-	-	-	-	-	-
Bananas	-	-	-	-	-	-	-	*
Guava	-	-	-	-	-	-	-	-
Lemons	-	-	-	-	-	-	-	-
Mangos	-	-	-	-	-	-	-	-
Oranges	-	-	-	-	-	-	-	-
Papayas	-	-	-	*	*	-	-	*
Pineapples	-	-	-	-	-	-	-	-
Stimulant Crops	*	*	-	3,230	*	-	-	9,556
Chat	-	-	-	*	*	-	-	8,751
Coffee	*	*	-	*	*	-	-	*
Hops/'Gesho'	-	-	-	-	-	-	-	-
Enset	-	-	-	-	-	-	-	-
Sugar Cane	-	-	-	-	-	-	-	-
Other Permanent	-	-	-	-	-	-	-	-

(Table 1.7.18 cont'd.)

Segen

Crop type	UREA			UREA + DAP			INDIGENOUS SEED		
	Holder	Hectare	Quintal	Holder	Hectare	Quintal	Holder	Hectare	Quintal
All	*	*	*	19,580	11,495	14,644	114,753	72,326	18,056
Cereals	*	*	*	18,526	8,592	9,776	97,954	47,350	17,263
Teff	*	*	*	10,220	4,628	4,528	38,955	13,997	5,163
Barley	*	*	*	2,346	171	289	17,730	1,472	1,390
Wheat	*	*	*	*	*	*	9,164	1,740	1,967
Maize	*	*	*	9,730	2,889	3,547	75,403	18,514	5,193
Sorghum	*	*	*	1,333	226	*	43,300	11,625	3,521
Finger millet	-	-	-	-	-	-	*	*	*
Oats/'Aja'	-	-	-	-	-	-	-	-	-
Rice	-	-	-	-	-	-	-	-	-
Pulse	*	*	*	8,442	2,494	4,247	65,973	11,611	665
Horse/Faba beans	-	-	-	*	*	*	7,839	326	198
Field peas	*	*	*	*	*	*	4,369	230	152
White Haricot beans	*	*	*	*	*	*	4,654	*	208
Red Haricot beans	*	*	*	7,691	2,409	4,120	55,153	10,376	-
Chick peas	-	-	-	-	-	-	1,307	*	*
Lentiles	-	-	-	*	*	*	1,804	85	*
Vetch/Grass peas	-	-	-	-	-	-	-	-	-
Soya beans	-	-	-	-	-	-	-	-	-
Fenugreek	-	-	-	-	-	-	*	*	*
Mung bean/'Masho'	-	-	-	-	-	-	-	-	-
Gibto	-	-	-	-	-	-	-	-	-
Oil Seeds	*	*	*	*	*	*	5,046	299	*
Nueg	-	-	-	-	-	-	-	-	-
Linseed	-	-	-	-	-	-	*	*	*
Ground nuts	*	*	*	-	-	-	*	*	*
Safflower	-	-	-	-	-	-	*	*	*
Sesame	*	*	*	*	*	*	*	264	*
Rapeseed	-	-	-	-	-	-	*	*	-
Vegetables	*	*	*	*	*	*	32,999	269	-
Lettuce	-	-	-	-	-	-	*	*	-
Head Cabbage	-	-	-	-	-	-	846	*	-
Ethiopian Cabbage	*	*	*	*	*	*	30,532	257	-
Tomatoes	-	-	-	-	-	-	*	2	-
Green peppers	-	-	-	-	-	-	1,723	4	-
Red papers	-	-	-	-	-	-	*	*	-
Swiss chard	-	-	-	-	-	-	*	*	-
Root Crops	*	*	*	*	*	*	28,916	431	-
Beet root	-	-	-	-	-	-	1,655	2	-
Carrot	-	-	-	-	-	-	*	*	-
Onion	*	*	*	-	-	-	5,293	*	-
Potatoes	*	*	*	*	*	*	*	*	-
Yam	-	-	-	-	-	-	*	*	-
Garlic	-	-	-	-	-	-	*	*	-
Taro/'Godere'	-	-	-	-	-	-	10,873	*	-
Sweet potatoes	*	*	*	*	*	*	8,193	111	-
Other Temporary	*	*	*	*	*	*	40,600	1,611	-
Fruit Crops							54,258	1,481	
Avocado							11,257	216	
Bananas							39,587	892	
Guava							3,853	*	
Lemons							3,252	15	
Mangos							19,657	239	
Oranges							1,309	*	
Papayas							15,535	75	
Pineapples							-	-	
Stimulant Crops							58,121	3,376	
Chat							14,617	*	
Coffee							53,074	2,878	
Hops/'Gesho'							3,815	*	
Enset							49,165	4,386	
Sugar Cane							21,158	375	
Other Permanent							33,898	1,137	

(Table 1.7.18 Cont'd.)

Segen

Crop type	IMPROVED SEED			PESTICIDE		IRRIGATION		EXTENSION PACKAGE	
	Holder	Hectare	Quintal	Holder	Hectare	Holder	Hectare	Holder	Hectare
All	10,844	4,474	1,245	12,662	5,999	34,894	14,068	39,491	22,943
Cereals	8,970	4,077	1,205	10,405	*	25,275	8,108	37,110	18,489
Teff	*	*	*	4,352	*	3,937	1,048	14,653	7,240
Barley	*	*	*	*	*	*	*	2,589	249
Wheat	*	*	*	*	*	*	*	2,946	*
Maize	8,162	3,742	845	*	*	23,378	6,328	27,744	8,544
Sorghum	*	*	*	*	*	*	*	10,056	1,501
Finger millet	-	-	-	-	-	*	*	*	*
Oats/'Aja'	-	-	-	-	-	-	-	-	-
Rice	-	-	-	-	-	-	-	-	-
Pulse	-	-	-	3,787	*	12,098	*	18,730	3,110
Horse/Faba beans	-	-	-	*	*	-	-	*	*
Field peas	-	-	-	-	-	*	*	*	*
White Haricot beans	-	-	-	*	*	*	*	*	*
Red Haricot beans	-	-	-	3,647	*	10,354	*	16,966	2,939
Chick peas	-	-	-	-	-	*	*	-	-
Lentiles	-	-	-	-	-	-	-	*	*
Vetch/Grass peas	-	-	-	-	-	-	-	-	-
Soya beans	-	-	-	-	-	-	-	-	-
Fenugreek	-	-	-	-	-	-	-	-	-
Mung bean/'Masho'	-	-	-	-	-	-	-	-	-
Gibto	-	-	-	-	-	-	-	-	-
Oilseeds	2,450	*	40	*	*	*	*	3,671	*
Nueg	-	-	-	-	-	-	-	-	-
Linseed	-	-	-	-	-	-	-	-	-
Ground nuts	-	-	-	-	-	-	-	*	*
Safflower	-	-	-	-	-	-	-	*	*
Sesame	2,450	*	40	*	*	*	*	*	*
Rapeseed	-	-	-	-	-	-	-	-	-
Vegetables	*	*	-	*	*	*	*	*	*
Lettuce	-	-	-	-	-	-	-	*	*
Head Cabbage	*	*	-	-	-	-	-	-	-
Ethiopian Cabbage	-	-	-	*	*	*	*	*	*
Tomatoes	-	-	-	-	-	*	*	-	-
Green peppers	-	-	-	-	-	-	-	-	-
Red papers	-	-	-	-	-	-	-	-	-
Swiss chard	*	*	-	-	-	-	-	*	*
Root Crops	-	-	-	-	-	4,140	*	*	*
Beet root	-	-	-	-	-	-	-	*	*
Carrot	-	-	-	-	-	-	-	-	-
Onion	-	-	-	-	-	*	*	*	*
Potatoes	-	-	-	-	-	-	-	*	*
Yam	-	-	-	-	-	-	-	-	-
Garlic	-	-	-	-	-	*	*	-	-
Taro/'Godere'	-	-	-	-	-	*	*	-	-
Sweet potatoes	-	-	-	-	-	2,506	*	*	*
Other Temporary	-	-	-	*	*	8,965	460	2,396	*
Fruit Crops	-	-	-	*	*	19,141	800	*	*
Avocado	-	-	-	-	-	6,202	*	*	*
Bananas	-	-	-	-	-	16,001	492	*	*
Guava	-	-	-	-	-	*	*	-	-
Lemons	-	-	-	-	-	*	*	-	-
Mangos	-	-	-	-	-	8,626	121	*	*
Oranges	-	-	-	-	-	*	*	-	-
Papayas	-	-	-	*	*	*	*	*	*
Pineapples	-	-	-	-	-	-	-	-	-
Stimulant Crops	-	-	-	*	*	15,079	1,499	*	116
Chat	-	-	-	*	*	2,198	80	*	*
Coffee	-	-	-	*	*	14,937	1,419	*	*
Hops/'Gesho'	-	-	-	-	-	-	-	-	-
Enset	-	-	-	*	*	17,430	1,455	*	*
Sugar Cane	-	-	-	-	-	6,192	*	*	*
Other Permanent	-	-	-	-	-	*	*	*	*

Table1.9 Number of Holders, Inputs Applied Area and Quantity of Inputs used

Gambella Region

Crop type	All Crop Area	All Fertilizers		Natural		DAP		
		Hectare	Quintal	Holder	Hectare	Holder	Hectare	Quintal
All	17275	27	-	895	27	-	-	-
Cereals	7763	*	-	165	*	-	-	-
Teff	*	-	-	-	-	-	-	-
Barley	*	-	-	-	-	-	-	-
Wheat	*	-	-	-	-	-	-	-
Maize	4666	*	-	165	*	-	-	-
Sorghum	3050	*	-	*	*	-	-	-
Finger millet	*	-	-	-	-	-	-	-
Oats/'Aja'	-	-	-	-	-	-	-	-
Rice	*	-	-	-	-	-	-	-
Pulse	*	*	-	*	*	-	-	-
Horse/Faba beans	*	-	-	-	-	-	-	-
Field peas	*	-	-	-	-	-	-	-
White Haricot beans	5	*	-	*	*	-	-	-
Red Haricot beans	4	*	-	*	*	-	-	-
Chick peas	-	-	-	-	-	-	-	-
Lentiles	-	-	-	-	-	-	-	-
Vetch/Grass peas	-	-	-	-	-	-	-	-
Soya beans	*	-	-	-	-	-	-	-
Fenugreek	-	-	-	-	-	-	-	-
Mung bean/'Masho'	-	-	-	-	-	-	-	-
Gibto	-	-	-	-	-	-	-	-
Oil Seeds	13	-	-	-	-	-	-	-
Nueg	-	-	-	-	-	-	-	-
Linseed	*	-	-	-	-	-	-	-
Ground nuts	*	-	-	-	-	-	-	-
Safflower	*	-	-	-	-	-	-	-
Sesame	*	-	-	-	-	-	-	-
Rapeseed	*	-	-	-	-	-	-	-
Vegetables	134	*	-	401	*	-	-	-
Lettuce	-	-	-	-	-	-	-	-
Head Cabbage	*	-	-	-	-	-	-	-
Ethiopian Cabbage	40	*	-	368	*	-	-	-
Tomatoes	*	-	-	-	-	-	-	-
Green peppers	16	*	-	*	*	-	-	-
Red papers	*	*	-	*	*	-	-	-
Swiss chard	-	-	-	-	-	-	-	-
Root Crops	299	*	-	*	*	-	-	-
Beet root	-	-	-	-	-	-	-	-
Carrot	*	-	-	-	-	-	-	-
Onion	*	*	-	*	*	-	-	-
Potatoes	*	-	-	-	-	-	-	-
Yam	3	-	-	-	-	-	-	-
Garlic	*	-	-	-	-	-	-	-
Taro/'Godere'	159	*	-	*	*	-	-	-
Sweet potatoes	129	*	-	*	*	-	-	-
Other Temporary	332	*	-	*	*	-	-	-
Fruit Crops	597	*	-	505	*	-	-	-
Avocado	120	*	-	225	*	-	-	-
Bananas	235	*	-	*	*	-	-	-
Guava	3	-	-	-	-	-	-	-
Lemons	3	-	-	-	-	-	-	-
Mangos	167	*	-	*	*	-	-	-
Oranges	21	*	-	*	*	-	-	-
Papayas	41	*	-	*	*	-	-	-
Pineapples	9	-	-	-	-	-	-	-
Stimulant Crops	7526	*	-	*	*	-	-	-
Chat	393	*	-	*	*	-	-	-
Coffee	6978	*	-	*	*	-	-	-
Hops/'Gesho'	*	*	-	*	*	-	-	-
Enset	459	*	-	353	*	-	-	-
Sugar Cane	119	*	-	*	*	-	-	-
Other Permanent	*	*	-	*	*	-	-	-

(Table 1.9 cont'd.)

Gambella Region

Crop type	UREA			UREA + DAP			INDIGENOUS SEED		
	Holder	Hectare	Quintal	Holder	Hectare	Quintal	Holder	Hectare	Quintal
All	-	-	-	-	-	-	45793	16355	2712
Cereals	-	-	-	-	-	-	34111	7761	2696
Teff	-	-	-	-	-	-	*	*	*
Barley	-	-	-	-	-	-	*	*	*
Wheat	-	-	-	-	-	-	*	*	*
Maize	-	-	-	-	-	-	24047	4666	1699
Sorghum	-	-	-	-	-	-	13931	3050	988
Finger millet	-	-	-	-	-	-	*	*	*
Oats/'Aja'	-	-	-	-	-	-	-	-	-
Rice	-	-	-	-	-	-	*	*	*
Pulse	-	-	-	-	-	-	2666	16	*
Horse/Faba beans	-	-	-	-	-	-	*	*	*
Field peas	-	-	-	-	-	-	-	-	-
White Haricot beans	-	-	-	-	-	-	1512	5	3
Red Haricot beans	-	-	-	-	-	-	1150	4	-
Chick peas	-	-	-	-	-	-	-	-	-
Lentiles	-	-	-	-	-	-	-	-	-
Vetch/Grass peas	-	-	-	-	-	-	-	-	-
Soya beans	-	-	-	-	-	-	*	*	*
Fenugreek	-	-	-	-	-	-	-	-	-
Mung bean/"Masho"	-	-	-	-	-	-	-	-	-
Gibto	-	-	-	-	-	-	-	-	-
Oil Seeds	-	-	-	-	-	-	824	13	5
Nueg	-	-	-	-	-	-	-	-	-
Linseed	-	-	-	-	-	-	*	*	*
Ground nuts	-	-	-	-	-	-	492	*	2
Safflower	-	-	-	-	-	-	*	*	*
Sesame	-	-	-	-	-	-	*	*	*
Rapeseed	-	-	-	-	-	-	*	*	*
Vegetables	-	-	-	-	-	-	10099	130	-
Lettuce	-	-	-	-	-	-	-	-	-
Head Cabbage	-	-	-	-	-	-	247	*	-
Ethiopian Cabbage	-	-	-	-	-	-	7454	40	-
Tomatoes	-	-	-	-	-	-	463	*	-
Green peppers	-	-	-	-	-	-	1901	16	-
Red papers	-	-	-	-	-	-	1466	*	-
Swiss chard	-	-	-	-	-	-	-	-	-
Root Crops	-	-	-	-	-	-	13052	298	-
Beet root	-	-	-	-	-	-	-	-	-
Carrot	-	-	-	-	-	-	*	*	-
Onion	-	-	-	-	-	-	342	*	-
Potatoes	-	-	-	-	-	-	*	*	-
Yam	-	-	-	-	-	-	793	3	-
Garlic	-	-	-	-	-	-	196	*	-
Taro/'Godere'	-	-	-	-	-	-	9382	159	-
Sweet potatoes	-	-	-	-	-	-	4972	129	-
Other Temporary	-	-	-	-	-	-	13155	327	-
Fruit Crops	-	-	-	-	-	-	22207	549	-
Avocado	-	-	-	-	-	-	9751	107	-
Bananas	-	-	-	-	-	-	10599	214	-
Guava	-	-	-	-	-	-	779	2	-
Lemons	-	-	-	-	-	-	1065	3	-
Mangos	-	-	-	-	-	-	11630	159	-
Oranges	-	-	-	-	-	-	3523	19	-
Papayas	-	-	-	-	-	-	9397	37	-
Pineapples	-	-	-	-	-	-	773	*	-
Stimulant Crops	-	-	-	-	-	-	15263	6701	-
Chat	-	-	-	-	-	-	3441	310	-
Coffee	-	-	-	-	-	-	14812	6239	-
Hops/'Gesho'	-	-	-	-	-	-	3402	*	-
Enset	-	-	-	-	-	-	11845	433	-
Sugar Cane	-	-	-	-	-	-	9170	116	-
Other Permanent	-	-	-	-	-	-	3427	*	-

(Table 1.9 Cont'd.)

Gambella Region

Crop type	IMPROVED SEED			PESTICIDE		IRRIGATION		EXTENSION PACKAGE	
	Holder	Hectare	Quintal	Holder	Hectare	Holder	Hectare	Holder	Hectare
All	563	27	*	2137	715	269	*	103	*
Cereals	*	*	*	1336	292	-	-	*	*
Teff	-	-	-	-	-	-	-	-	-
Barley	-	-	-	-	-	-	-	-	-
Wheat	-	-	-	-	-	-	-	-	-
Maize	-	-	-	*	*	-	-	*	*
Sorghum	-	-	-	1326	289	-	-	-	-
Finger millet	-	-	-	-	-	-	-	-	-
Oats/'Aja'	-	-	-	-	-	-	-	-	-
Rice	*	*	*	-	-	-	-	-	-
Pulse	*	*	*	-	-	-	-	-	-
Horse/Faba beans	-	-	-	-	-	-	-	-	-
Field peas	*	*	*	-	-	-	-	-	-
White Haricot beans	-	-	-	-	-	-	-	-	-
Red Haricot beans	-	-	-	-	-	-	-	-	-
Chick peas	-	-	-	-	-	-	-	-	-
Lentiles	-	-	-	-	-	-	-	-	-
Vetch/Grass peas	-	-	-	-	-	-	-	-	-
Soya beans	-	-	-	-	-	-	-	-	-
Fenugreek	-	-	-	-	-	-	-	-	-
Mung bean/"Masho"	-	-	-	-	-	-	-	-	-
Gibto	-	-	-	-	-	-	-	-	-
Oil Seeds	-	-	-	-	-	-	-	-	-
Nueg	-	-	-	-	-	-	-	-	-
Linseed	-	-	-	-	-	-	-	-	-
Ground nuts	-	-	-	-	-	-	-	-	-
Safflower	-	-	-	-	-	-	-	-	-
Sesame	-	-	-	-	-	-	-	-	-
Rapeseed	-	-	-	-	-	-	-	-	-
Vegetables	*	*	-	-	-	*	*	-	-
Lettuce	-	-	-	-	-	-	-	-	-
Head Cabbage	-	-	-	-	-	-	-	-	-
Ethiopian Cabbage	-	-	-	-	-	-	-	-	-
Tomatoes	*	*	-	-	-	*	*	-	-
Green peppers	-	-	-	-	-	*	*	-	-
Red papers	-	-	-	-	-	-	-	-	-
Swiss chard	-	-	-	-	-	-	-	-	-
Root Crops	-	-	-	-	-	*	*	*	*
Beet root	-	-	-	-	-	-	-	-	-
Carrot	-	-	-	-	-	-	-	-	-
Onion	-	-	-	-	-	*	*	-	-
Potatoes	-	-	-	-	-	-	-	-	-
Yam	-	-	-	-	-	-	-	-	-
Garlic	-	-	-	-	-	-	-	-	-
Taro/'Godere'	-	-	-	-	-	-	-	-	-
Sweet potatoes	-	-	-	-	-	-	-	*	*
Other Temporary	*	*	-	-	-	*	*	-	-
Fruit Crops				*	*	*	*	*	*
Avocado				-	-	-	-	-	-
Bananas				*	*	*	*	*	*
Guava				-	-	-	-	*	*
Lemons				-	-	-	-	-	-
Mangos				*	*	*	*	*	*
Oranges				-	-	-	-	-	-
Papayas				-	-	*	*	-	-
Pineapples				-	-	-	-	-	-
Stimulant Crops	228	*	-	*	*	*	*	-	-
Chat				*	*	*	*	-	-
Coffee	228	*	-	*	*	*	*	-	-
Hops/'Gesho'				-	-	*	*	-	-
Enset				-	-	-	-	-	-
Sugar Cane				*	*	-	-	-	-
Other Permanent				-	-	-	-	*	*

Table1.9.1 Number of Holders, Inputs Applied Area and Quantity of Inputs used

Agnuwak zone

Crop type	All Crop Area	All Fertilizers		Natural		DAP		
		Hectare	Quintal	Holder	Hectare	Holder	Hectare	Quintal
All	1882	*	-	*	*	-	-	-
Cereals	1556	*	-	*	*	-	-	-
Teff	-	-	-	-	-	-	-	-
Barley	*	-	-	-	-	-	-	-
Wheat	*	-	-	-	-	-	-	-
Maize	1098	*	-	*	*	-	-	-
Sorghum	*	*	-	*	*	-	-	-
Finger millet	*	-	-	-	-	-	-	-
Oats/'Aja'	-	-	-	-	-	-	-	-
Rice	*	-	-	-	-	-	-	-
Pulse	5	*	-	*	*	-	-	-
Horse/Faba beans	-	-	-	-	-	-	-	-
Field peas	-	-	-	-	-	-	-	-
White Haricot beans	2	*	-	*	*	-	-	-
Red Haricot beans	*	-	-	-	-	-	-	-
Chick peas	-	-	-	-	-	-	-	-
Lentiles	-	-	-	-	-	-	-	-
Vetch/Grass peas	-	-	-	-	-	-	-	-
Soya beans	-	-	-	-	-	-	-	-
Fenugreek	-	-	-	-	-	-	-	-
Mung bean/"Masho"	-	-	-	-	-	-	-	-
Gibto	-	-	-	-	-	-	-	-
Oil Seeds	11	-	-	-	-	-	-	-
Nueg	-	-	-	-	-	-	-	-
Linseed	*	-	-	-	-	-	-	-
Ground nuts	*	-	-	-	-	-	-	-
Safflower	-	-	-	-	-	-	-	-
Sesame	*	-	-	-	-	-	-	-
Rapeseed	-	-	-	-	-	-	-	-
Vegetables	*	*	-	*	*	-	-	-
Lettuce	-	-	-	-	-	-	-	-
Head Cabbage	-	-	-	-	-	-	-	-
Ethiopian Cabbage	*	-	-	-	-	-	-	-
Tomatoes	*	-	-	-	-	-	-	-
Green peppers	*	*	-	*	*	-	-	-
Red papers	*	*	-	*	*	-	-	-
Swiss chard	-	-	-	-	-	-	-	-
Root Crops	64	*	-	*	*	-	-	-
Beet root	-	-	-	-	-	-	-	-
Carrot	-	-	-	-	-	-	-	-
Onion	*	-	-	-	-	-	-	-
Potatoes	-	-	-	-	-	-	-	-
Yam	*	-	-	-	-	-	-	-
Garlic	-	-	-	-	-	-	-	-
Taro/'Godere'	10	-	-	-	-	-	-	-
Sweet potatoes	51	*	-	*	*	-	-	-
Other Temporary	65	-	-	-	-	-	-	-
Fruit Crops	53	*	-	*	*	-	-	-
Avocado	*	*	-	*	*	-	-	-
Bananas	13	*	-	*	*	-	-	-
Guava	*	-	-	-	-	-	-	-
Lemons	2	-	-	-	-	-	-	-
Mangos	19	-	-	-	-	-	-	-
Oranges	*	-	-	-	-	-	-	-
Papayas	18	*	-	*	*	-	-	-
Pineapples	-	-	-	-	-	-	-	-
Stimulant Crops	*	*	-	*	*	-	-	-
Chat	*	*	-	*	*	-	-	-
Coffee	*	*	-	*	*	-	-	-
Hops/'Gesho'	*	*	-	*	*	-	-	-
Enset	*	-	-	-	-	-	-	-
Sugar Cane	*	*	-	*	*	-	-	-
Other Permanent	*	-	-	-	-	-	-	-

(Table 1.9.1 cont'd.)

Agnuwak zone

[illegible]

(Table 1.9.1 Cont'd.)

Agnuwak zone

[illegible]

Table1.9.2 Number of Holders, Inputs Applied Area and Quantity of Inputs used

Nuwere Zone

Crop type	All Crop Area	All Fertilizers		Natural		DAP		
		Hectare	Quintal	Holder	Hectare	Holder	Hectare	Quintal
All	2270	*	-	*	*	-	-	-
Cereals	2257	-	-	-	-	-	-	-
Teff	*	-	-	-	-	-	-	-
Barley	-	-	-	-	-	-	-	-
Wheat	-	-	-	-	-	-	-	-
Maize	2251	-	-	-	-	-	-	-
Sorghum	*	-	-	-	-	-	-	-
Finger millet	-	-	-	-	-	-	-	-
Oats/'Aja'	-	-	-	-	-	-	-	-
Rice	-	-	-	-	-	-	-	-
Pulse	-	-	-	-	-	-	-	-
Horse/Faba beans	-	-	-	-	-	-	-	-
Field peas	-	-	-	-	-	-	-	-
White Haricot beans	-	-	-	-	-	-	-	-
Red Haricot beans	-	-	-	-	-	-	-	-
Chick peas	-	-	-	-	-	-	-	-
Lentiles	-	-	-	-	-	-	-	-
Vetch/Grass peas	-	-	-	-	-	-	-	-
Soya beans	-	-	-	-	-	-	-	-
Fenugreek	-	-	-	-	-	-	-	-
Mung bean/"Masho"	-	-	-	-	-	-	-	-
Gibto	-	-	-	-	-	-	-	-
Oil Seeds	-	-	-	-	-	-	-	-
Nueg	-	-	-	-	-	-	-	-
Linseed	-	-	-	-	-	-	-	-
Ground nuts	-	-	-	-	-	-	-	-
Safflower	-	-	-	-	-	-	-	-
Sesame	-	-	-	-	-	-	-	-
Rapeseed	-	-	-	-	-	-	-	-
Vegetables	-	-	-	-	-	-	-	-
Lettuce	-	-	-	-	-	-	-	-
Head Cabbage	-	-	-	-	-	-	-	-
Ethiopian Cabbage	-	-	-	-	-	-	-	-
Tomatoes	-	-	-	-	-	-	-	-
Green peppers	-	-	-	-	-	-	-	-
Red papers	-	-	-	-	-	-	-	-
Swiss chard	-	-	-	-	-	-	-	-
Root Crops	*	-	-	-	-	-	-	-
Beet root	-	-	-	-	-	-	-	-
Carrot	-	-	-	-	-	-	-	-
Onion	-	-	-	-	-	-	-	-
Potatoes	-	-	-	-	-	-	-	-
Yam	-	-	-	-	-	-	-	-
Garlic	-	-	-	-	-	-	-	-
Taro/'Godere'	-	-	-	-	-	-	-	-
Sweet potatoes	*	-	-	-	-	-	-	-
Other Temporary	*	*	-	*	*	-	-	-
Fruit Crops	*	-	-	-	-	-	-	-
Avocado	-	-	-	-	-	-	-	-
Bananas	-	-	-	-	-	-	-	-
Guava	-	-	-	-	-	-	-	-
Lemons	-	-	-	-	-	-	-	-
Mangos	*	-	-	-	-	-	-	-
Oranges	-	-	-	-	-	-	-	-
Papayas	*	-	-	-	-	-	-	-
Pineapples	-	-	-	-	-	-	-	-
Stimulant Crops	-	-	-	-	-	-	-	-
Chat	-	-	-	-	-	-	-	-
Coffee	-	-	-	-	-	-	-	-
Hops/'Gesho'	-	-	-	-	-	-	-	-
Enset	-	-	-	-	-	-	-	-
Sugar Cane	-	-	-	-	-	-	-	-
Other Permanent	-	-	-	-	-	-	-	-

(Table 1.9.2 cont'd.)

Nuwere Zone

[illegible]

(Table 1.9.2 Cont'd.)

Nuwere Zone

[illegible]

Table1.9.3 Number of Holders, Inputs Applied Area and Quantity of Inputs used

Mezengir Zone

Crop type	All Crop Area	All Fertilizers		Natural		DAP		
		Hectare	Quintal	Holder	Hectare	Holder	Hectare	Quintal
All	11887	*	-	675	*	-	-	-
Cereals	2856	*	-	*	*	-	-	-
Teff	-	-	-	-	-	-	-	-
Barley	*	-	-	-	-	-	-	-
Wheat	-	-	-	-	-	-	-	-
Maize	304	*	-	*	*	-	-	-
Sorghum	2539	-	-	-	-	-	-	-
Finger millet	-	-	-	-	-	-	-	-
Oats/'Aja'	-	-	-	-	-	-	-	-
Rice	*	-	-	-	-	-	-	-
Pulse	*	*	-	*	*	-	-	-
Horse/Faba beans	*	-	-	-	-	-	-	-
Field peas	*	-	-	-	-	-	-	-
White Haricot beans	3	-	-	-	-	-	-	-
Red Haricot beans	2	*	-	*	*	-	-	-
Chick peas	-	-	-	-	-	-	-	-
Lentiles	-	-	-	-	-	-	-	-
Vetch/Grass peas	-	-	-	-	-	-	-	-
Soya beans	*	-	-	-	-	-	-	-
Fenugreek	-	-	-	-	-	-	-	-
Mung bean/"Masho"	-	-	-	-	-	-	-	-
Gibto	-	-	-	-	-	-	-	-
Oil Seeds	1	-	-	-	-	-	-	-
Nueg	-	-	-	-	-	-	-	-
Linseed	-	-	-	-	-	-	-	-
Ground nuts	*	-	-	-	-	-	-	-
Safflower	*	-	-	-	-	-	-	-
Sesame	*	-	-	-	-	-	-	-
Rapeseed	*	-	-	-	-	-	-	-
Vegetables	84	*	-	368	*	-	-	-
Lettuce	-	-	-	-	-	-	-	-
Head Cabbage	*	-	-	-	-	-	-	-
Ethiopian Cabbage	40	*	-	368	*	-	-	-
Tomatoes	*	-	-	-	-	-	-	-
Green peppers	13	*	-	*	*	-	-	-
Red papers	*	-	-	-	-	-	-	-
Swiss chard	-	-	-	-	-	-	-	-
Root Crops	214	*	-	*	*	-	-	-
Beet root	-	-	-	-	-	-	-	-
Carrot	*	-	-	-	-	-	-	-
Onion	*	*	-	*	*	-	-	-
Potatoes	*	-	-	-	-	-	-	-
Yam	3	-	-	-	-	-	-	-
Garlic	*	-	-	-	-	-	-	-
Taro/'Godere'	145	*	-	*	*	-	-	-
Sweet potatoes	*	-	-	-	-	-	-	-
Other Temporary	255	*	-	*	*	-	-	-
Fruit Crops	421	*	-	*	*	-	-	-
Avocado	119	*	-	186	*	-	-	-
Bananas	167	*	-	*	*	-	-	-
Guava	1	-	-	-	-	-	-	-
Lemons	1	-	-	-	-	-	-	-
Mangos	82	*	-	*	*	-	-	-
Oranges	21	*	-	*	*	-	-	-
Papayas	21	*	-	*	*	-	-	-
Pineapples	9	-	-	-	-	-	-	-
Stimulant Crops	7460	*	-	*	*	-	-	-
Chat	392	-	-	-	-	-	-	-
Coffee	6916	*	-	*	*	-	-	-
Hops/'Gesho'	*	*	-	*	*	-	-	-
Enset	459	*	-	353	*	-	-	-
Sugar Cane	113	*	-	*	*	-	-	-
Other Permanent	6	*	-	*	*	-	-	-

(Table 1.9.3 cont'd.)

Mezengir Zone

Crop type	UREA			UREA + DAP			INDIGENOUS SEED		
	Holder	Hectare	Quintal	Holder	Hectare	Quintal	Holder	Hectare	Quintal
All	-	-	-	-	-	-	22012	10975	994
Cereals	-	-	-	-	-	-	13576	2855	983
Teff	-	-	-	-	-	-	-	-	-
Barley	-	-	-	-	-	-	*	*	*
Wheat	-	-	-	-	-	-	-	-	-
Maize	-	-	-	-	-	-	4542	304	107
Sorghum	-	-	-	-	-	-	12041	2539	873
Finger millet	-	-	-	-	-	-	-	-	-
Oats/'Aja'	-	-	-	-	-	-	-	-	-
Rice	-	-	-	-	-	-	*	*	*
Pulse	-	-	-	-	-	-	1796	*	*
Horse/Faba beans	-	-	-	-	-	-	*	*	*
Field peas	-	-	-	-	-	-	-	-	-
White Haricot beans	-	-	-	-	-	-	706	2	*
Red Haricot beans	-	-	-	-	-	-	1086	2	-
Chick peas	-	-	-	-	-	-	-	-	-
Lentiles	-	-	-	-	-	-	-	-	-
Vetch/Grass peas	-	-	-	-	-	-	-	-	-
Soya beans	-	-	-	-	-	-	*	*	*
Fenugreek	-	-	-	-	-	-	-	-	-
Mung bean/"Masho"	-	-	-	-	-	-	-	-	-
Gibto	-	-	-	-	-	-	-	-	-
Oil Seeds	-	-	-	-	-	-	311	1	*
Nueg	-	-	-	-	-	-	-	-	-
Linseed	-	-	-	-	-	-	-	-	-
Ground nuts	-	-	-	-	-	-	*	*	*
Safflower	-	-	-	-	-	-	*	*	*
Sesame	-	-	-	-	-	-	*	*	*
Rapeseed	-	-	-	-	-	-	*	*	*
Vegetables	-	-	-	-	-	-	9009	84	-
Lettuce	-	-	-	-	-	-	-	-	-
Head Cabbage	-	-	-	-	-	-	247	*	-
Ethiopian Cabbage	-	-	-	-	-	-	7402	40	-
Tomatoes	-	-	-	-	-	-	266	*	-
Green peppers	-	-	-	-	-	-	1619	13	-
Red papers	-	-	-	-	-	-	821	*	-
Swiss chard	-	-	-	-	-	-	-	-	-
Root Crops	-	-	-	-	-	-	9586	214	-
Beet root	-	-	-	-	-	-	-	-	-
Carrot	-	-	-	-	-	-	*	*	-
Onion	-	-	-	-	-	-	193	*	-
Potatoes	-	-	-	-	-	-	*	*	-
Yam	-	-	-	-	-	-	731	3	-
Garlic	-	-	-	-	-	-	196	*	-
Taro/'Godere'	-	-	-	-	-	-	8494	145	-
Sweet potatoes	-	-	-	-	-	-	2174	*	-
Other Temporary	-	-	-	-	-	-	9722	251	-
Fruit Crops	-	-	-	-	-	-	15063	377	-
Avocado	-	-	-	-	-	-	9660	106	-
Bananas	-	-	-	-	-	-	8151	146	-
Guava	-	-	-	-	-	-	614	1	-
Lemons	-	-	-	-	-	-	860	1	-
Mangos	-	-	-	-	-	-	8040	77	-
Oranges	-	-	-	-	-	-	3450	18	-
Papayas	-	-	-	-	-	-	5710	18	-
Pineapples	-	-	-	-	-	-	773	*	-
Stimulant Crops	-	-	-	-	-	-	14833	6635	-
Chat	-	-	-	-	-	-	3363	308	-
Coffee	-	-	-	-	-	-	14402	6177	-
Hops/'Gesho'	-	-	-	-	-	-	3090	*	-
Enset	-	-	-	-	-	-	11823	433	-
Sugar Cane	-	-	-	-	-	-	8581	110	-
Other Permanent	-	-	-	-	-	-	3167	3	-

(Table 1.9.3 Cont'd.)

Mezengir Zone

	IMPROVED SEED			PESTICIDE		IRRIGATION		EXTENSION PACKAGE	
Crop type	Holder	Hectare	Quintal	Holder	Hectare	Holder	Hectare	Holder	Hectare
All	503	22	*	2050	712	*	*	*	*
Cereals	*	*	*	1326	290	-	-	-	-
Teff	-	-	-	-	-	-	-	-	-
Barley	-	-	-	-	-	-	-	-	-
Wheat	-	-	-	-	-	-	-	-	-
Maize	-	-	-	*	*	-	-	-	-
Sorghum	-	-	-	1326	289	-	-	-	-
Finger millet	-	-	-	-	-	-	-	-	-
Oats/'Aja'	-	-	-	-	-	-	-	-	-
Rice	*	*	*	-	-	-	-	-	-
Pulse	*	*	*	-	-	-	-	-	-
Horse/Faba beans	-	-	-	-	-	-	-	-	-
Field peas	*	*	*	-	-	-	-	-	-
White Haricot beans	-	-	-	-	-	-	-	-	-
Red Haricot beans	-	-	-	-	-	-	-	-	-
Chick peas	-	-	-	-	-	-	-	-	-
Lentiles	-	-	-	-	-	-	-	-	-
Vetch/Grass peas	-	-	-	-	-	-	-	-	-
Soya beans	-	-	-	-	-	-	-	-	-
Fenugreek	-	-	-	-	-	-	-	-	-
Mung bean/"Masho"	-	-	-	-	-	-	-	-	-
Gibto	-	-	-	-	-	-	-	-	-
Oilseeds	-	-	-	-	-	-	-	-	-
Nueg	-	-	-	-	-	-	-	-	-
Linseed	-	-	-	-	-	-	-	-	-
Ground nuts	-	-	-	-	-	-	-	-	-
Safflower	-	-	-	-	-	-	-	-	-
Sesame	-	-	-	-	-	-	-	-	-
Rapeseed	-	-	-	-	-	-	-	-	-
Vegetables	-	-	-	-	-	*	*	-	-
Lettuce	-	-	-	-	-	-	-	-	-
Head Cabbage	-	-	-	-	-	-	-	-	-
Ethiopian Cabbage	-	-	-	-	-	-	-	-	-
Tomatoes	-	-	-	-	-	-	-	-	-
Green peppers	-	-	-	-	-	*	*	-	-
Red papers	-	-	-	-	-	-	-	-	-
Swiss chard	-	-	-	-	-	-	-	-	-
Root Crops	-	-	-	-	-	-	-	-	-
Beet root	-	-	-	-	-	-	-	-	-
Carrot	-	-	-	-	-	-	-	-	-
Onion	-	-	-	-	-	-	-	-	-
Potatoes	-	-	-	-	-	-	-	-	-
Yam	-	-	-	-	-	-	-	-	-
Garlic	-	-	-	-	-	-	-	-	-
Taro/'Godere'	-	-	-	-	-	-	-	-	-
Sweet potatoes	-	-	-	-	-	-	-	-	-
Other Temporary	*	*	-	-	-	*	*	-	-
Fruit Crops				*	*	*	*	-	-
Avocado				-	-	-	-	-	-
Bananas				*	*	*	*	-	-
Guava				-	-	-	-	-	-
Lemons				-	-	-	-	-	-
Mangos				-	-	-	-	-	-
Oranges				-	-	-	-	-	-
Papayas				-	-	-	-	-	-
Pineapples				-	-	-	-	-	-
Stimulant Crops	228	*	-	*	*	*	*	-	-
Chat				*	*	-	-	-	-
Coffee	228	*	-	*	*	*	*	-	-
Hops/'Gesho'				-	-	*	*	-	-
Enset				-	-	-	-	-	-
Sugar Cane				-	-	-	-	-	-
Other Permanent				-	-	-	-	*	*

Table1.9.4 Number of Holders, Inputs Applied Area and Quantity of Inputs used

Itang Special

Crop type	All Crop Area	All Fertilizers		Natural		DAP		
		Hectare	Quintal	Holder	Hectare	Holder	Hectare	Quintal
All	1236	-	-	-	-	-	-	-
Cereals	1094	-	-	-	-	-	-	-
Teff	*	-	-	-	-	-	-	-
Barley	*	-	-	-	-	-	-	-
Wheat	-	-	-	-	-	-	-	-
Maize	1014	-	-	-	-	-	-	-
Sorghum	*	-	-	-	-	-	-	-
Finger millet	-	-	-	-	-	-	-	-
Oats/'Aja'	-	-	-	-	-	-	-	-
Rice	-	-	-	-	-	-	-	-
Pulse	-	-	-	-	-	-	-	-
Horse/Faba beans	-	-	-	-	-	-	-	-
Field peas	-	-	-	-	-	-	-	-
White Haricot beans	-	-	-	-	-	-	-	-
Red Haricot beans	-	-	-	-	-	-	-	-
Chick peas	-	-	-	-	-	-	-	-
Lentiles	-	-	-	-	-	-	-	-
Vetch/Grass peas	-	-	-	-	-	-	-	-
Soya beans	-	-	-	-	-	-	-	-
Fenugreek	-	-	-	-	-	-	-	-
Mung bean/"Masho"	-	-	-	-	-	-	-	-
Gibto	-	-	-	-	-	-	-	-
Oil Seeds	*	-	-	-	-	-	-	-
Nueg	-	-	-	-	-	-	-	-
Linseed	-	-	-	-	-	-	-	-
Ground nuts	-	-	-	-	-	-	-	-
Safflower	-	-	-	-	-	-	-	-
Sesame	*	-	-	-	-	-	-	-
Rapeseed	-	-	-	-	-	-	-	-
Vegetables	*	-	-	-	-	-	-	-
Lettuce	-	-	-	-	-	-	-	-
Head Cabbage	-	-	-	-	-	-	-	-
Ethiopian Cabbage	-	-	-	-	-	-	-	-
Tomatoes	*	-	-	-	-	-	-	-
Green peppers	*	-	-	-	-	-	-	-
Red papers	-	-	-	-	-	-	-	-
Swiss chard	-	-	-	-	-	-	-	-
Root Crops	11	-	-	-	-	-	-	-
Beet root	-	-	-	-	-	-	-	-
Carrot	-	-	-	-	-	-	-	-
Onion	-	-	-	-	-	-	-	-
Potatoes	-	-	-	-	-	-	-	-
Yam	-	-	-	-	-	-	-	-
Garlic	-	-	-	-	-	-	-	-
Taro/'Godere'	*	-	-	-	-	-	-	-
Sweet potatoes	6	-	-	-	-	-	-	-
Other Temporary	11	-	-	-	-	-	-	-
Fruit Crops	120	-	-	-	-	-	-	-
Avocado	-	-	-	-	-	-	-	-
Bananas	*	-	-	-	-	-	-	-
Guava	*	-	-	-	-	-	-	-
Lemons	-	-	-	-	-	-	-	-
Mangos	63	-	-	-	-	-	-	-
Oranges	*	-	-	-	-	-	-	-
Papayas	2	-	-	-	-	-	-	-
Pineapples	-	-	-	-	-	-	-	-
Stimulant Crops	-	-	-	-	-	-	-	-
Chat	-	-	-	-	-	-	-	-
Coffee	-	-	-	-	-	-	-	-
Hops/'Gesho'	-	-	-	-	-	-	-	-
Enset	-	-	-	-	-	-	-	-
Sugar Cane	*	-	-	-	-	-	-	-
Other Permanent	*	-	-	-	-	-	-	-

(Table 1.9.4 cont'd.)

Itang Special

[illegible]

(Table 1.9.4 Cont'd.)

Itang Special

[illegible]

Table1.8 Number of Holders, Inputs Applied Area and Quantity of Inputs used

Harari Region

Crop type	All Crop Area	All Fertilizers		Natural		DAP		
		Hectare	Quintal	Holder	Hectare	Holder	Hectare	Quintal
All	17,903	13,676	14,270	15,952	4,528	3,665	1,035	1,068
Cereals	8,875	7,215	7,533	11,788	2,251	2,737	496	510
Teff	*	*	*	-	-	-	-	-
Barley	27	27	*	*	*	*	*	*
Wheat	*	*	*	*	*	*	*	*
Maize	1,300	1,120	1,507	7,240	348	1,924	100	126
Sorghum	7,305	5,831	5,563	9,557	1,887	2,336	368	357
Finger millet	-	-	-	-	-	-	-	-
Oats/'Aja'	*	*	*	*	*	*	*	*
Rice	-	-	-	-	-	-	-	-
Pulse	*	*	*	369	*	*	*	*
Horse/Faba beans	*	*	-	*	*	-	-	-
Field peas	-	-	-	-	-	-	-	-
White Haricot beans	*	*	-	*	*	-	-	-
Red Haricot beans	*	*	*	-	-	*	*	*
Chick peas	*	*	-	*	*	-	-	-
Lentiles	-	-	-	-	-	-	-	-
Vetch/Grass peas	-	-	-	-	-	-	-	-
Soya beans	-	-	-	-	-	-	-	-
Fenugreek	*	*	-	*	*	-	-	-
Mung bean/'Masho'	-	-	-	-	-	-	-	-
Gibto	-	-	-	-	-	-	-	-
Oil Seeds	2,329	1,446	693	4,351	837	664	*	71
Nueg	-	-	-	-	-	-	-	-
Linseed	*	-	-	-	-	-	-	-
Ground nuts	2,313	1,440	691	4,274	832	664	*	71
Safflower	-	-	-	-	-	-	-	-
Sesame	*	*	*	*	*	-	-	-
Rapeseed	*	*	*	-	-	*	*	*
Vegetables	10	4	*	268	*	*	*	*
Lettuce	-	-	-	-	-	-	-	-
Head Cabbage	*	*	*	*	*	*	*	*
Ethiopian Cabbage	*	*	*	-	-	-	-	-
Tomatoes	*	*	*	-	-	-	-	-
Green peppers	*	*	*	*	*	*	*	*
Red papers	-	-	-	-	-	-	-	-
Swiss chard	-	-	-	-	-	-	-	-
Root Crops	421	292	217	3,413	*	442	8	10
Beet root	-	-	-	-	-	-	-	-
Carrot	-	-	-	-	-	-	-	-
Onion	*	*	-	*	*	-	-	-
Potatoes	*	*	*	*	*	*	*	*
Yam	-	-	-	-	-	-	-	-
Garlic	-	-	-	-	-	-	-	-
Taro/'Godere'	-	-	-	-	-	-	-	-
Sweet potatoes	406	284	206	3,354	*	*	*	*
Other Temporary	38	35	8	3,260	30	*	*	*
Fruit Crops	628	318		6,259	239			
Avocado	*	*		*	*			
Bananas	*	*		2,328	*			
Guava	12	*		*	*			
Lemons	64	*		1,242	*			
Mangos	494	229		3,294	175			
Oranges	*	*		*	*			
Papayas	*	*		777	*			
Pineapples	-	-		-	-			
Stimulant Crops	5,333	4,238		9,157	877			
Chat	5,291	4,208		8,733	862			
Coffee	*	*		936	*			
Hops/'Gesho'	-	-		-	-			
Enset	-	-		-	-			
Sugar Cane	237	*		*	*			
Other Permanent	19	*		*	*			

(Table 1.8 cont'd.)

Harari Region

Crop type	UREA			UREA + DAP			INDIGENOUS SEED		
	Holder	Hectare	Quintal	Holder	Hectare	Quintal	Holder	Hectare	Quintal
All	17,903	13,676	14,270	15,952	4,528	3,665	1,035	1,068	17,903
Cereals	8,875	7,215	7,533	11,788	2,251	2,737	496	510	8,875
Teff	*	*	*	-	-	-	-	-	*
Barley	27	27	*	*	*	*	*	*	27
Wheat	*	*	*	*	*	*	*	*	*
Maize	1,300	1,120	1,507	7,240	348	1,924	100	126	1,300
Sorghum	7,305	5,831	5,563	9,557	1,887	2,336	368	357	7,305
Finger millet	-	-	-	-	-	-	-	-	-
Oats/'Aja'	*	*	*	*	*	*	*	*	*
Rice	-	-	-	-	-	-	-	-	-
Pulse	*	*	*	369	*	*	*	*	*
Horse/Faba beans	*	*	-	*	*	-	-	-	*
Field peas	-	-	-	-	-	-	-	-	-
White Haricot beans	*	*	-	*	*	-	-	-	*
Red Haricot beans	*	*	*	*	-	*	*	*	*
Chick peas	*	*	-	*	*	-	-	-	*
Lentiles	-	-	-	-	-	-	-	-	-
Vetch/Grass peas	-	-	-	-	-	-	-	-	-
Soya beans	-	-	-	-	-	-	-	-	-
Fenugreek	*	*	-	*	*	-	-	-	*
Mung bean/'Masho'	-	-	-	-	-	-	-	-	-
Gibto	-	-	-	-	-	-	-	-	-
Oil Seeds	2,329	1,446	693	4,351	837	664	*	71	2,329
Nueg	-	-	-	-	-	-	-	-	-
Linseed	*	-	-	-	-	-	-	-	*
Ground nuts	2,313	1,440	691	4,274	832	664	*	71	2,313
Safflower	-	-	-	-	-	-	-	-	-
Sesame	*	*	*	*	*	-	-	-	*
Rapeseed	*	*	*	-	-	*	*	*	*
Vegetables	10	4	*	268	*	*	*	*	10
Lettuce	-	-	-	-	-	-	-	-	-
Head Cabbage	*	*	*	*	*	*	*	*	*
Ethiopian Cabbage	*	*	*	-	-	-	-	-	*
Tomatoes	*	*	*	-	-	-	-	-	*
Green peppers	*	*	*	*	*	*	*	*	*
Red papers	-	-	-	-	-	-	-	-	-
Swiss chard	-	-	-	-	-	-	-	-	-
Root Crops	421	292	217	3,413	*	442	8	10	421
Beet root	-	-	-	-	-	-	-	-	-
Carrot	-	-	-	-	-	-	-	-	-
Onion	*	*	-	*	*	-	-	-	*
Potatoes	*	*	*	*	*	*	*	*	*
Yam	-	-	-	-	-	-	-	-	-
Garlic	-	-	-	-	-	-	-	-	-
Taro/'Godere'	-	-	-	-	-	-	-	-	-
Sweet potatoes	406	284	206	3,354	*	*	*	*	406
Other Temporary	38	35	8	3,260	30	*	*	*	38
Fruit Crops	628	318		6,259	239				628
Avocado	*	*	*	*	*				*
Bananas	*	*		2,328	*				*
Guava	12	*		*	*				12
Lemons	64	*		1,242	*				64
Mangos	494	229		3,294	175				494
Oranges	*	*		*	*				*
Papayas	*	*		777	*				*
Pineapples	-	-		-	-				-
Stimulant Crops	5,333	4,238		9,157	877				5,333
Chat	5,291	4,208		8,733	862				5,291
Coffee	*	*		936	*				*
Hops/'Gesho'	-	-		-	-				-
Enset	-	-		-	-				-
Sugar Cane	237	*		*	*				237
Other Permanent	19	*		*	*				19

(Table 1.8 Cont'd.)

Harari Region

[illegible]

Table1.10 Number of Holders, Inputs Applied Area and Quantity of Inputs used

Dire Dawa

Crop type	All Crop Area	All Fertilizers		Natural		DAP		
		Hectare	Quintal	Holder	Hectare	Holder	Hectare	Quintal
All	13,907	5,389	477	15,870	4,940	528	*	*
Cereals	10,507	3,692	189	14,440	3,507	*	*	*
Teff	-	-	-	-	-	-	-	-
Barley	*	*	-	*	*	-	-	-
Wheat	*	*	*	*	*	-	-	-
Maize	371	227	*	6,006	196	*	*	*
Sorghum	9,924	3,419	92	13,220	3,304	*	*	*
Finger millet	-	-	-	-	-	-	-	-
Oats/'Aja'	-	-	-	-	-	-	-	-
Rice	-	-	-	-	-	-	-	-
Pulse	698	359	38	6,623	333	*	*	*
Horse/Faba beans	-	-	-	-	-	-	-	-
Field peas	-	-	-	-	-	-	-	-
White Haricot beans	*	*	*	1,795	*	*	*	*
Red Haricot beans	440	248	*	5,106	236	*	*	*
Chick peas	*	-	-	-	-	-	-	-
Lentiles	-	-	-	-	-	-	-	-
Vetch/Grass peas	-	-	-	-	-	-	-	-
Soya beans	-	-	-	-	-	-	-	-
Fenugreek	*	*	*	-	-	-	-	-
Mung bean/'Masho'	-	-	-	-	-	-	-	-
Gibto	-	-	-	-	-	-	-	-
Oil Seeds	355	*	*	1,958	*	-	-	-
Nueg	-	-	-	-	-	-	-	-
Linseed	-	-	-	-	-	-	-	-
Ground nuts	*	*	*	*	*	-	-	-
Safflower	-	-	-	-	-	-	-	-
Sesame	81	27	*	1,059	26	-	-	-
Rapeseed	-	-	-	-	-	-	-	-
Vegetables	26	*	*	990	*	-	-	-
Lettuce	-	-	-	-	-	-	-	-
Head Cabbage	-	-	-	-	-	-	-	-
Ethiopian Cabbage	*	*	-	*	*	-	-	-
Tomatoes	22	*	*	591	*	-	-	-
Green peppers	*	*	-	*	*	-	-	-
Red papers	-	-	-	-	-	-	-	-
Swiss chard	-	-	-	-	-	-	-	-
Root Crops	403	221	*	5,390	123	418	*	*
Beet root	-	-	-	-	-	-	-	-
Carrot	-	-	-	-	-	-	-	-
Onion	113	77	*	966	19	*	*	*
Potatoes	*	*	*	*	*	*	*	*
Yam	-	-	-	-	-	-	-	-
Garlic	-	-	-	-	-	-	-	-
Taro/'Godere'	-	-	-	-	-	-	-	-
Sweet potatoes	251	107	7	4,587	101	*	*	*
Other Temporary	14	10	*	921	*	-	-	-
Fruit Crops	171	121		3,487	121			
Avocado	-	-	-	-	-	-	-	-
Bananas	4	*		630	*			
Guava	15	*		818	*			
Lemons	6	*		468	*			
Mangos	27	*		372	*			
Oranges	*	*		902	*			
Papayas	*	*		2,038	*			
Pineapples	-	-		-	-			
Stimulant Crops	1,473	656		8,210	544			
Chat	1,325	547		6,128	438			
Coffee	149	109		3,304	106			
Hops/'Gesho'	-	-		-	-			
Enset	-	-		-	-			
Sugar Cane	-	-		-	-			
Other Permanent	*	*		2,012	*			

(Table 1.10 cont'd.)

Dire Dawa

Crop type	UREA			UREA + DAP			INDIGENOUS SEED		
	Holder	Hectare	Quintal	Holder	Hectare	Quintal	Holder	Hectare	Quintal
All	1,855	234	158	615	137	*	26,092	13,557	2,593
Cereals	910	95	60	432	*	*	25,697	10,301	2,377
Teff	-	-	-	-	-	-	-	-	-
Barley	-	-	-	-	-	-	*	*	*
Wheat	*	*	*	*	*	*	*	*	*
Maize	*	*	*	*	*	*	8,253	263	111
Sorghum	784	69	38	*	*	*	25,240	9,827	2,127
Finger millet	-	-	-	-	-	-	-	-	-
Oats/'Aja'	-	-	-	-	-	-	-	-	-
Rice	-	-	-	-	-	-	-	-	-
Pulse	303	*	*	*	*	*	11,424	698	*
Horse/Faba beans	-	-	-	-	-	-	-	-	-
Field peas	-	-	-	-	-	-	-	-	-
White Haricot beans	*	*	*	-	-	-	3,600	*	*
Red Haricot beans	*	*	*	*	*	*	8,352	440	-
Chick peas	-	-	-	-	-	-	*	*	*
Lentiles	-	-	-	-	-	-	-	-	-
Vetch/Grass peas	-	-	-	-	-	-	-	-	-
Soya beans	-	-	-	-	-	-	-	-	-
Fenugreek	*	*	*	-	-	-	*	*	*
Mung bean/'Masho"	-	-	-	-	-	-	-	-	-
Gibto	-	-	-	-	-	-	-	-	-
Oilseeds	*	*	*	*	*	*	5,164	349	*
Nueg	-	-	-	-	-	-	-	-	-
Linseed	-	-	-	-	-	-	-	-	-
Ground nuts	*	*	*	*	*	*	2,427	*	*
Safflower	-	-	-	-	-	-	-	-	-
Sesame	*	*	*	-	-	-	2,738	81	9
Rapeseed	-	-	-	-	-	-	-	-	-
Vegetables	*	*	*	*	*	*	1,553	21	-
Lettuce	-	-	-	-	-	-	-	-	-
Head Cabbage	-	-	-	-	-	-	-	-	-
Ethiopian Cabbage	-	-	-	-	-	-	*	*	-
Tomatoes	*	*	*	*	*	*	942	18	-
Green peppers	-	-	-	-	-	-	390	*	-
Red papers	-	-	-	-	-	-	-	-	-
Swiss chard	-	-	-	-	-	-	-	-	-
Root Crops	1,262	*	*	*	*	*	9,253	352	-
Beet root	-	-	-	-	-	-	-	-	-
Carrot	-	-	-	-	-	-	-	-	-
Onion	948	53	*	*	*	*	2,043	*	-
Potatoes	*	*	*	*	*	*	988	*	-
Yam	-	-	-	-	-	-	-	-	-
Garlic	-	-	-	-	-	-	-	-	-
Taro/'Godere'	-	-	-	-	-	-	-	-	-
Sweet potatoes	251	*	*	*	*	*	7,792	236	-
Other Temporary	*	*	*	*	*	*	1,087	10	-
Fruit Crops							5,546	128	
Avocado	-	-	-	-	-	-	-	-	-
Bananas	-	-	-	-	-	-	986	4	-
Guava	-	-	-	-	-	-	1,507	13	-
Lemons	-	-	-	-	-	-	587	*	-
Mangos	-	-	-	-	-	-	1,563	25	-
Oranges	-	-	-	-	-	-	1,221	*	-
Papayas	-	-	-	-	-	-	2,095	*	-
Pineapples	-	-	-	-	-	-	-	-	-
Stimulant Crops							13,632	1,437	
Chat	-	-	-	-	-	-	12,239	1,324	-
Coffee	-	-	-	-	-	-	4,520	113	-
Hops/'Gesho'	-	-	-	-	-	-	-	-	-
Enset	-	-	-	-	-	-	-	-	-
Sugar Cane	-	-	-	-	-	-	-	-	-
Other Permanent	-	-	-	-	-	-	3,153	*	-

(Table 1.10 Cont'd.)

Dire Dawa

Crop type	IMPROVED SEED			PESTICIDE		IRRIGATION		EXTENSION PACKAGE	
	Holder	Hectare	Quintal	Holder	Hectare	Holder	Hectare	Holder	Hectare
All	5,183	344	51	499	*	7,050	1,651	2,617	*
Cereals	2,728	206	51	-	-	5,652	753	2,235	*
Teff	-	-	-	-	-	-	-	-	-
Barley	-	-	-	-	-	-	-	-	-
Wheat	-	-	-	-	-	-	-	-	-
Maize	2,287	109	28	-	-	2,462	63	694	26
Sorghum	884	97	23	-	-	5,007	690	2,064	*
Finger millet	-	-	-	-	-	-	-	-	-
Oats/'Aja'	-	-	-	-	-	-	-	-	-
Rice	-	-	-	-	-	-	-	-	-
Pulse	-	-	-	-	-	1,066	*	*	*
Horse/Faba beans	-	-	-	-	-	-	-	-	-
Field peas	-	-	-	-	-	-	-	-	-
White Haricot beans	-	-	-	-	-	*	*	*	*
Red Haricot beans	-	-	-	-	-	*	*	*	*
Chick peas	-	-	-	-	-	*	*	-	-
Lentiles	-	-	-	-	-	-	-	-	-
Vetch/Grass peas	-	-	-	-	-	-	-	-	-
Soya beans	-	-	-	-	-	-	-	-	-
Fenugreek	-	-	-	-	-	-	-	-	-
Mung bean/"Masho"	-	-	-	-	-	-	-	-	-
Gibto	-	-	-	-	-	-	-	-	-
Oil Seeds	-	-	-	-	-	*	*	*	*
Nueg	-	-	-	-	-	-	-	-	-
Linseed	-	-	-	-	-	-	-	-	-
Ground nuts	-	-	-	-	-	-	-	-	-
Safflower	-	-	-	-	-	-	-	-	-
Sesame	-	-	-	-	-	*	*	*	*
Rapeseed	-	-	-	-	-	-	-	-	-
Vegetables	*	*	-	*	*	580	*	*	*
Lettuce	-	-	-	-	-	-	-	-	-
Head Cabbage	-	-	-	-	-	-	-	-	-
Ethiopian Cabbage	-	-	-	-	-	*	*	-	-
Tomatoes	*	*	-	*	*	*	*	*	*
Green peppers	-	-	-	-	-	230	*	*	*
Red papers	-	-	-	-	-	-	-	-	-
Swiss chard	-	-	-	-	-	-	-	-	-
Root Crops	1,929	51	-	-	-	3,315	71	*	*
Beet root	-	-	-	-	-	-	-	-	-
Carrot	-	-	-	-	-	-	-	-	-
Onion	695	36	-	-	-	618	*	*	*
Potatoes	-	-	-	-	-	-	-	-	-
Yam	-	-	-	-	-	-	-	-	-
Garlic	-	-	-	-	-	-	-	-	-
Taro/'Godere'	-	-	-	-	-	-	-	-	-
Sweet potatoes	1,297	15	-	-	-	2,865	52	*	*
Other Temporary	*	*	-	-	-	*	*	-	-
Fruit Crops	-	-	-	-	-	3,764	126	*	*
Avocado	-	-	-	-	-	-	-	-	-
Bananas	-	-	-	-	-	915	3	*	*
Guava	-	-	-	-	-	419	5	-	-
Lemons	-	-	-	-	-	574	*	-	-
Mangos	-	-	-	-	-	595	*	*	*
Oranges	-	-	-	-	-	974	*	*	*
Papayas	-	-	-	-	-	2,289	*	*	*
Pineapples	-	-	-	-	-	-	-	-	-
Stimulant Crops	*	*	-	*	*	5,734	455	1,033	*
Chat	-	-	-	*	*	3,456	328	*	*
Coffee	*	*	-	-	-	4,131	127	392	*
Hops/'Gesho'	-	-	-	-	-	-	-	-	-
Enset	-	-	-	-	-	-	-	-	-
Sugar Cane	-	-	-	-	-	-	-	-	-
Other Permanent	-	-	-	-	-	1,953	*	*	*

Table 2. Number of Holders Applying Inputs by Educational Status

Ethiopia

Educational Status of Holders	Holders	Fertilizer	Improved seed	Pesticide	Irrigation
Illiterate	8,692,432	5,043,294	1,825,434	2,389,613	682,785
Literate (informal)	1,440,659	1,025,292	377,694	471,667	167,890
Grades 1 – 3	1,699,694	1,091,000	412,332	541,259	122,655
Grades 4 – 6	2,042,190	1,341,401	509,645	698,955	123,158
Grades 7 – 8	953,754	620,562	235,412	301,203	68,160
Grades 9 – 11	541,031	369,515	139,265	189,657	31,823
Grade 12 complete	54,921	37,020	14,622	20,612	*
Above grade 12	127,404	78,888	36,868	36,126	7,608
Total	15,552,084	9,606,972	3,551,667	4,649,864	1,208,817

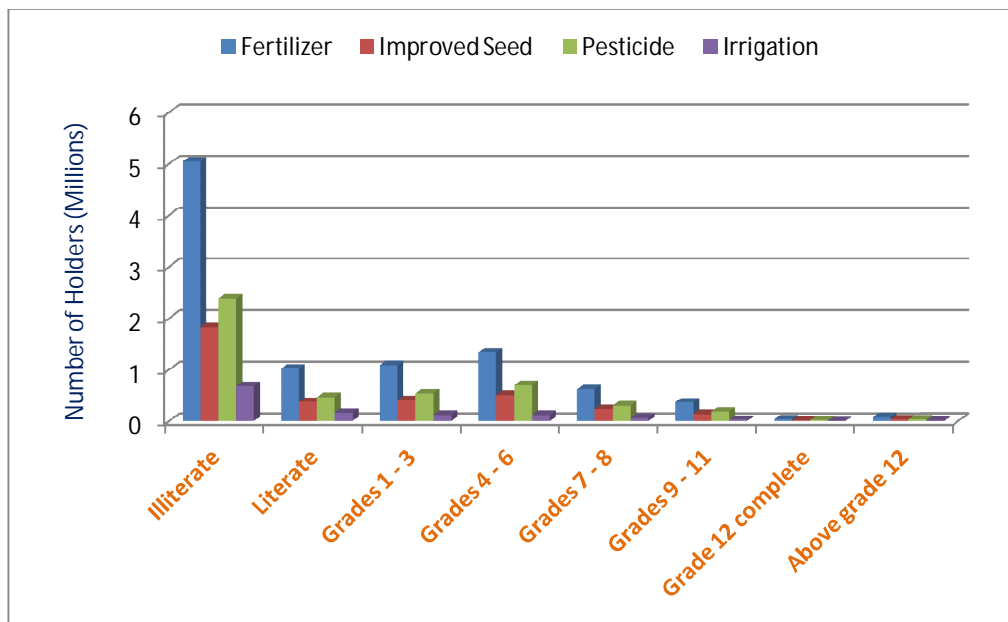


Figure 3: Number of holders applying inputs by educational level at national level, 2014/15

Table 2.1 Number of Holders Applying Inputs by Educational Status

Tigray Region					
Educational Status of Holders	Holders	Fertilizer	Improved seed	Pesticide	Irrigation
Illiterate	542,327	371,888	33,301	125,664	72,256
Literate (informal)	141,221	109,512	12,442	40,695	27,236
Grades 1 – 3	90,375	70,361	7,519	25,713	13,042
Grades 4 – 6	98,225	75,583	13,492	33,893	14,707
Grades 7 – 8	36,716	24,039	4,366	11,620	5,638
Grades 9 – 11	23,704	19,028	3,055	6,472	3,224
Grade 12 complete	*	*	-	*	-
Above grade 12	3,049	2,233	*	*	-
Total	936,815	673,370	74,581	245,149	136,102

Table 2.1.1 Number of Holders Applying Inputs by Educational Status

North West Tigray					
Educational Status of Holders	Holders	Fertilizer	Improved seed	Pesticide	Irrigation
Illiterate	115,527	77,822	*	39,057	13,941
Literate (informal)	28,981	22,437	*	12,020	4,298
Grades 1 – 3	22,892	15,330	*	9,706	*
Grades 4 – 6	24,175	18,069	2,753	9,629	4,084
Grades 7 – 8	6,732	4,425	*	1,495	*
Grades 9 – 11	3,880	2,812	*	*	*
Grade 12 complete	-	-	-	-	-
Above grade 12	*	*	-	*	-
Total	202,690	141,398	*	73,416	25,463

Table 2.1.2 Number of Holders Applying Inputs by Educational Status

Central Tigray					
Educational Status of Holders	Holders	Fertilizer	Improved seed	Pesticide	Irrigation
Illiterate	135,827	110,120	9,097	39,382	16,159
Literate (informal)	35,750	30,244	4,593	10,416	5,498
Grades 1 – 3	22,418	20,541	3,443	7,070	4,044
Grades 4 – 6	28,816	25,891	*	11,761	*
Grades 7 – 8	11,681	10,717	*	5,943	3,003
Grades 9 – 11	9,921	9,203	*	3,522	*
Grade 12 complete	*	*	-	-	-
Above grade 12	*	*	-	*	-
Total	245,405	207,338	25,658	78,417	32,410

Table 2.1.3 Number of Holders Applying Inputs by Educational Status

East Tigray					
Educational Status of Holders	Holders	Fertilizer	Improved seed	Pesticide	Irrigation
Illiterate	85,552	71,641	9,082	8,608	18,064
Literate (informal)	24,896	22,077	2,235	5,202	8,736
Grades 1 – 3	13,696	13,453	*	1,647	3,867
Grades 4 – 6	13,563	12,132	1,794	1,837	3,241
Grades 7 – 8	3,927	2,971	*	-	*
Grades 9 – 11	2,878	1,898	*	*	*
Grade 12 complete	-	-	-	-	-
Above grade 12	*	-	-	-	-
Total	144,800	124,172	15,316	17,857	34,550

Table 2.1.4 Number of Holders Applying Inputs by Educational Status

South Tigray

Educational Status of Holders	Holders	Fertilizer	Improved seed	Pesticide	Irrigation
Illiterate	143,008	90,554	8,560	18,699	19,788
Literate (informal)	37,965	28,602	1,602	6,472	7,925
Grades 1 – 3	19,482	16,214	*	2,038	3,765
Grades 4 – 6	18,538	13,165	3,051	3,836	3,413
Grades 7 – 8	7,513	3,634	*	1,174	*
Grades 9 – 11	4,374	3,873	*	*	1,379
Grade 12 complete	*	*	-	-	-
Above grade 12	*	*	*	*	-
Total	232,186	157,079	16,791	32,957	37,618

Table 2.1.5 Number of Holders Applying Inputs by Educational Status

Western Tigray

Educational Status of Holders	Holders	Fertilizer	Improved seed	Pesticide	Irrigation
Illiterate	62,413	21,751	1,539	19,918	4,304
Literate (informal)	13,628	6,153	*	6,586	*
Grades 1 – 3	11,887	4,824	*	5,253	-
Grades 4 – 6	13,134	6,327	679	6,831	829
Grades 7 – 8	6,863	2,292	*	3,008	*
Grades 9 – 11	2,652	1,242	*	749	-
Grade 12 complete	*	*	-	*	-
Above grade 12	*	*	-	-	-
Total	111,733	43,383	3,446	42,501	6,061

Table 2.2 Number of Holders Applying Inputs by Educational Status

Afar Region

Educational Status of Holders	Holders	Fertilizer	Improved seed	Pesticide	Irrigation
Illiterate	17,030	*	4,268	*	11,956
Literate (informal)	*	*	*	*	*
Grades 1 – 3	898	-	*	-	731
Grades 4 – 6	1,262	*	*	*	794
Grades 7 – 8	*	-	-	-	*
Grades 9 – 11	*	-	*	-	*
Grade 12 complete	-	-	-	-	-
Above grade 12	*	*	-	-	*
Total	22,455	896	5,185	2,796	15,639

Table 2.2.1 Number of Holders Applying Inputs by Educational Status

Zone 1

Educational Status of Holders	Holders	Fertilizer	Improved seed	Pesticide	Irrigation
Illiterate	11,829	*	1,757	-	9,444
Literate (informal)	*	-	-	-	*
Grades 1 – 3	873	-	-	-	706
Grades 4 – 6	587	-	-	-	417
Grades 7 – 8	*	-	-	-	*
Grades 9 – 11	*	-	*	-	*
Grade 12 complete	-	-	-	-	-
Above grade 12	*	-	-	-	*
Total	15,676	*	*	-	12,530

Table 2.2.2 Number of Holders Applying Inputs by Educational Status

Zone 3

Educational Status of Holders	Holders	Fertilizer	Improved seed	Pesticide	Irrigation
Illiterate	5,201	*	*	*	*
Literate (informal)	774	*	*	*	*
Grades 1 – 3	*	-	*	-	*
Grades 4 – 6	675	*	*	*	*
Grades 7 – 8	-	-	-	-	-
Grades 9 – 11	-	-	-	-	-
Grade 12 complete	-	-	-	-	-
Above grade 12	*	*	-	-	*
Total	6,779	*	3,005	2,796	3,110

Table 2.3 Number of Holders Applying Inputs by Educational Status

Amhara Region

Educational Status of Holders	Holders	Fertilizer	Improved seed	Pesticide	Irrigation
Illiterate	2,802,027	1,700,208	706,973	613,876	328,165
Literate (informal)	746,509	562,801	256,335	210,144	107,499
Grades 1 – 3	253,091	186,713	79,373	67,905	39,646
Grades 4 – 6	331,331	250,814	108,441	102,055	42,898
Grades 7 – 8	123,005	96,290	30,552	25,326	14,814
Grades 9 – 11	69,896	52,961	17,585	13,364	3,324
Grade 12 complete	6,800	5,683	2,162	*	*
Above grade 12	10,249	4,969	*	*	*
Total	4,342,908	2,860,440	1,204,104	1,036,279	539,922

Table 2.3.1 Number of Holders Applying Inputs by Educational Status

North Gondar

Educational Status of Holders	Holders	Fertilizer	Improved seed	Pesticide	Irrigation
Illiterate	488,387	244,685	92,751	123,642	30,232
Literate (informal)	111,873	78,818	37,221	39,712	8,589
Grades 1 – 3	41,308	23,759	7,054	15,705	*
Grades 4 – 6	45,689	35,020	13,275	19,436	*
Grades 7 – 8	14,475	9,842	2,870	*	*
Grades 9 – 11	9,823	4,268	*	*	-
Grade 12 complete	*	-	-	-	-
Above grade 12	*	-	-	-	*
Total	712,715	396,393	154,807	203,615	48,734

Table 2.3.2 Number of Holders Applying Inputs by Educational Status

South Gondar

Educational Status of Holders	Holders	Fertilizer	Improved seed	Pesticide	Irrigation
Illiterate	312,141	197,812	33,389	54,278	23,740
Literate (informal)	88,351	69,788	8,044	15,341	*
Grades 1 – 3	21,825	14,906	*	2,483	2,217
Grades 4 – 6	24,361	18,171	4,436	5,053	2,057
Grades 7 – 8	8,570	3,705	*	-	*
Grades 9 – 11	6,124	4,635	*	*	-
Grade 12 complete	-	-	-	-	-
Above grade 12	*	*	*	-	-
Total	462,874	310,018	49,032	78,652	36,507

Table 2.3.3 Number of Holders Applying Inputs by Educational Status

North Wolo

Educational Status of Holders	Holders	Fertilizer	Improved seed	Pesticide	Irrigation
Illiterate	227,960	114,981	26,621	19,611	26,802
Literate (informal)	81,236	50,533	15,557	7,867	15,418
Grades 1 – 3	19,998	13,526	7,032	*	5,699
Grades 4 – 6	31,470	20,560	7,765	5,129	5,406
Grades 7 – 8	12,354	8,174	2,980	*	*
Grades 9 – 11	3,129	2,684	*	-	*
Grade 12 complete	*	*	-	-	-
Above grade 12	*	*	-	-	-
Total	377,497	211,313	60,424	36,152	55,983

Table 2.3.4 Number of Holders Applying Inputs by Educational Status

South Wolo

Educational Status of Holders	Holders	Fertilizer	Improved seed	Pesticide	Irrigation
Illiterate	399,488	202,796	37,151	41,544	31,543
Literate (informal)	94,617	63,057	14,147	15,391	12,753
Grades 1 – 3	39,787	26,396	8,350	*	*
Grades 4 – 6	60,134	36,956	11,734	9,952	*
Grades 7 – 8	23,794	18,369	*	2,659	-
Grades 9 – 11	17,006	13,196	*	-	-
Grade 12 complete	*	*	-	-	-
Above grade 12	*	-	-	-	-
Total	636,715	362,023	78,123	74,014	49,484

Table 2.3.5 Number of Holders Applying Inputs by Educational Status

North Shewa

Educational Status of Holders	Holders	Fertilizer	Improved seed	Pesticide	Irrigation
Illiterate	280,699	179,160	7,596	84,606	45,407
Literate (informal)	104,476	77,453	8,522	39,693	16,132
Grades 1 – 3	40,816	34,126	*	13,085	8,222
Grades 4 – 6	58,651	46,555	4,118	23,184	11,849
Grades 7 – 8	24,634	22,205	1,994	6,494	3,693
Grades 9 – 11	11,123	7,743	*	*	*
Grade 12 complete	-	-	-	-	-
Above grade 12	*	*	-	-	*
Total	522,233	368,555	23,968	169,120	86,867

Table 2.3.6 Number of Holders Applying Inputs by Educational Status

East Gojjam

Educational Status of Holders	Holders	Fertilizer	Improved seed	Pesticide	Irrigation
Illiterate	369,148	259,075	130,988	60,846	45,464
Literate (informal)	104,031	83,289	53,642	24,810	13,178
Grades 1 – 3	30,830	25,300	14,370	10,179	2,236
Grades 4 – 6	38,688	33,925	21,338	*	5,446
Grades 7 – 8	15,196	15,196	5,583	*	2,950
Grades 9 – 11	11,794	11,208	4,553	3,475	*
Grade 12 complete	*	*	*	-	-
Above grade 12	*	-	-	-	-
Total	572,163	429,176	231,121	110,440	69,839

Table 2.3.7 Number of Holders Applying Inputs by Educational Status

West Gojjam

Educational Status of Holders	Holders	Fertilizer	Improved seed	Pesticide	Irrigation
Illiterate	387,218	353,467	290,808	166,549	74,667
Literate (informal)	110,713	109,401	100,877	53,281	20,139
Grades 1 – 3	31,243	31,243	27,165	13,283	6,697
Grades 4 – 6	39,023	37,689	32,633	22,437	6,409
Grades 7 – 8	12,438	11,145	8,466	7,286	2,625
Grades 9 – 11	4,961	*	*	*	-
Grade 12 complete	-	-	-	-	-
Above grade 12	*	*	*	*	*
Total	588,635	549,086	465,282	267,584	111,801

Table 2.3.8 Number of Holders Applying Inputs by Educational Status

Waghamera

Educational Status of Holders	Holders	Fertilizer	Improved seed	Pesticide	Irrigation
Illiterate	83,490	7,945	3,986	2,429	4,363
Literate (informal)	6,198	1,200	*	*	*
Grades 1 – 3	7,674	1,939	*	-	1,135
Grades 4 – 6	9,430	3,138	740	*	1,725
Grades 7 – 8	2,897	*	*	-	*
Grades 9 – 11	1,382	*	-	-	-
Grade 12 complete	-	-	-	-	-
Above grade 12	-	-	-	-	-
Total	111,072	15,433	5,350	2,981	8,174

Table 2.3.9 Number of Holders Applying Inputs by Educational Status

Awii

Educational Status of Holders	Holders	Fertilizer	Improved seed	Pesticide	Irrigation
Illiterate	169,631	129,501	77,520	35,380	38,926
Literate (informal)	30,988	26,859	16,866	8,201	9,144
Grades 1 – 3	17,254	14,617	12,060	5,145	4,972
Grades 4 – 6	19,642	17,166	11,801	7,045	*
Grades 7 – 8	7,455	6,921	4,507	*	*
Grades 9 – 11	4,224	4,224	2,834	*	*
Grade 12 complete	*	*	*	*	*
Above grade 12	*	*	*	-	-
Total	252,808	202,561	127,515	59,909	60,844

Table 2.3.10 Number of Holders Applying Inputs by Educational Status

Oromia Zone

Educational Status of Holders	Holders	Fertilizer	Improved seed	Pesticide	Irrigation
Illiterate	77,986	9,975	5,993	22,027	6,752
Literate (informal)	12,870	2,285	*	*	3,433
Grades 1 – 3	2,157	*	*	*	*
Grades 4 – 6	3,902	1,635	*	1,317	*
Grades 7 – 8	1,146	*	-	*	*
Grades 9 – 11	*	-	*	*	-
Grade 12 complete	-	-	-	-	-
Above grade 12	*	-	-	-	-
Total	98,575	14,917	8,212	30,219	11,250

Table 2.3.11 Number of Holders Applying Inputs by Educational Status

Aregoba Special Zone

Educational Status of Holders	Holders	Fertilizer	Improved seed	Pesticide	Irrigation
Illiterate	5,879	811	170	2,964	270
Literate (informal)	1,156	117	100	402	167
Grades 1 – 3	199	*	-	137	-
Grades 4 – 6	341	-	-	*	-
Grades 7 – 8	*	-	-	*	-
Grades 9 – 11	-	-	-	-	-
Grade 12 complete	-	-	-	-	-
Above grade 12	-	-	-	-	-
Total	7,621	965	270	3,593	437

Table 2.4 Number of Holders Applying Inputs by Educational Status

Oromia Region

Educational Status of Holders	Holders	Fertilizer	Improved seed	Pesticide	Irrigation
Illiterate	3,010,176	1,881,934	639,869	1,286,378	189,699
Literate (informal)	403,348	271,884	77,568	190,792	25,884
Grades 1 – 3	798,304	543,656	210,501	364,403	38,608
Grades 4 – 6	854,854	608,685	238,602	431,079	44,133
Grades 7 – 8	415,003	294,111	131,641	208,070	25,800
Grades 9 – 11	255,639	191,836	76,961	141,277	14,916
Grade 12 complete	19,672	14,366	5,278	11,214	*
Above grade 12	59,925	43,913	22,251	26,507	2,764
Total	5,816,922	3,850,386	1,402,669	2,659,719	342,621

Table 2.4.1 Number of Holders Applying Inputs by Educational Status

West Welega

Educational Status of Holders	Holders	Fertilizer	Improved seed	Pesticide	Irrigation
Illiterate	131,992	76,754	43,880	28,305	*
Literate (informal)	14,350	11,162	8,689	3,218	*
Grades 1 – 3	60,768	43,500	28,789	16,297	*
Grades 4 – 6	58,891	39,515	21,062	12,211	*
Grades 7 – 8	34,880	21,302	11,288	8,655	*
Grades 9 – 11	25,846	17,802	10,295	7,303	-
Grade 12 complete	*	*	*	*	-
Above grade 12	6,649	5,038	2,897	*	-
Total	335,242	216,205	127,279	77,321	4,119

Table 2.4.2 Number of Holders Applying Inputs by Educational Status

East Welega

Educational Status of Holders	Holders	Fertilizer	Improved seed	Pesticide	Irrigation
Illiterate	122,374	88,700	59,971	50,155	2,641
Literate (informal)	6,185	4,634	4,621	3,422	*
Grades 1 – 3	37,089	28,421	15,806	14,041	*
Grades 4 – 6	41,550	31,444	20,171	19,337	*
Grades 7 – 8	16,257	13,966	8,770	9,156	*
Grades 9 – 11	7,752	5,392	3,832	2,179	*
Grade 12 complete	*	*	-	-	-
Above grade 12	3,368	2,047	*	1,965	*
Total	235,183	174,986	114,015	100,255	6,034

Table 2.4.3 Number of Holders Applying Inputs by Educational Status

Illubabor

Educational Status of Holders	Holders	Fertilizer	Improved seed	Pesticide	Irrigation
Illiterate	136,533	74,581	48,142	51,786	*
Literate (informal)	12,987	7,399	4,175	4,294	-
Grades 1 – 3	49,619	26,580	17,624	18,344	*
Grades 4 – 6	64,627	40,137	27,356	26,333	*
Grades 7 – 8	28,298	14,606	13,303	9,304	*
Grades 9 – 11	15,401	10,356	6,568	6,595	-
Grade 12 complete	*	*	*	-	-
Above grade 12	3,256	*	*	2,438	-
Total	311,809	175,706	119,239	119,094	*

Table 2.4.4 Number of Holders Applying Inputs by Educational Status

Jimma

Educational Status of Holders	Holders	Fertilizer	Improved seed	Pesticide	Irrigation
Illiterate	381,778	263,972	156,258	246,752	*
Literate (informal)	76,688	57,941	21,660	34,639	-
Grades 1 – 3	61,628	47,204	26,166	36,772	*
Grades 4 – 6	58,611	48,479	27,047	35,873	*
Grades 7 – 8	28,000	17,836	14,111	9,178	-
Grades 9 – 11	11,846	7,134	5,646	5,589	-
Grade 12 complete	*	*	*	-	-
Above grade 12	*	-	-	*	-
Total	620,041	443,148	251,470	369,712	*

Table 2.4.5 Number of Holders Applying Inputs by Educational Status

West Shewa

Educational Status of Holders	Holders	Fertilizer	Improved seed	Pesticide	Irrigation
Illiterate	225,955	180,296	50,849	150,692	18,165
Literate (informal)	25,353	21,953	5,790	19,604	*
Grades 1 – 3	54,674	48,686	18,767	45,830	*
Grades 4 – 6	68,901	61,737	25,827	54,686	*
Grades 7 – 8	33,776	30,642	16,388	25,148	*
Grades 9 – 11	20,096	18,032	6,015	16,079	-
Grade 12 complete	3,332	2,722	*	2,253	-
Above grade 12	5,448	5,448	2,141	3,381	-
Total	437,535	369,515	126,245	317,674	23,450

Table 2.4.6 Number of Holders Applying Inputs by Educational Status

North Shewa

Educational Status of Holders	Holders	Fertilizer	Improved seed	Pesticide	Irrigation
Illiterate	209,857	134,880	4,997	80,855	10,375
Literate (informal)	37,469	23,804	*	17,620	*
Grades 1 – 3	27,520	21,762	-	15,467	*
Grades 4 – 6	26,613	21,622	*	13,273	*
Grades 7 – 8	8,642	7,885	*	4,583	*
Grades 9 – 11	3,428	2,269	-	1,891	-
Grade 12 complete	-	-	-	-	-
Above grade 12	*	*	-	-	-
Total	314,292	212,622	7,366	133,690	15,719

Table 2.4.7 Number of Holders Applying Inputs by Educational Status

East Shewa

Educational Status of Holders	Holders	Fertilizer	Improved seed	Pesticide	Irrigation
Illiterate	156,779	126,571	19,172	116,324	*
Literate (informal)	27,655	23,484	3,338	23,390	*
Grades 1 – 3	46,030	39,914	8,055	38,130	*
Grades 4 – 6	43,350	35,539	7,389	33,662	4,501
Grades 7 – 8	21,343	16,052	5,689	14,729	2,148
Grades 9 – 11	18,506	14,347	*	14,030	*
Grade 12 complete	*	*	*	*	*
Above grade 12	*	*	*	*	-
Total	316,756	258,108	47,474	242,508	21,754

Table 2.4.8 Number of Holders Applying Inputs by Educational Status

Arsi

Educational Status of Holders	Holders	Fertilizer	Improved seed	Pesticide	Irrigation
Illiterate	219,532	170,810	23,484	145,699	4,377
Literate (informal)	49,054	38,663	4,489	33,233	*
Grades 1 – 3	75,679	62,453	13,098	51,399	2,786
Grades 4 – 6	103,561	86,037	15,623	73,597	*
Grades 7 – 8	61,163	52,641	8,274	45,933	*
Grades 9 – 11	42,488	37,762	7,341	33,515	2,915
Grade 12 complete	1,978	1,978	*	1,978	-
Above grade 12	8,359	6,915	*	5,790	*
Total	561,813	457,259	75,263	391,143	19,692

Table 2.4.9 Number of Holders Applying Inputs by Educational Status

West Harerge

Educational Status of Holders	Holders	Fertilizer	Improved seed	Pesticide	Irrigation
Illiterate	216,776	97,522	11,681	12,097	37,632
Literate (informal)	28,646	13,168	*	*	5,895
Grades 1 – 3	44,927	26,653	*	*	8,562
Grades 4 – 6	45,547	26,217	4,244	2,834	8,796
Grades 7 – 8	17,908	8,042	1,712	1,838	2,525
Grades 9 – 11	7,911	4,315	*	*	*
Grade 12 complete	*	*	*	*	-
Above grade 12	*	*	*	*	-
Total	364,199	177,103	26,405	25,492	64,563

Table 2.4.10 Number of Holders Applying Inputs by Educational Status

East Harerge

Educational Status of Holders	Holders	Fertilizer	Improved seed	Pesticide	Irrigation
Illiterate	323,599	207,248	44,092	14,496	73,785
Literate (informal)	34,498	20,041	5,682	*	7,032
Grades 1 – 3	64,581	48,775	12,723	*	15,547
Grades 4 – 6	59,344	44,985	12,188	*	11,695
Grades 7 – 8	28,611	19,963	6,572	-	8,945
Grades 9 – 11	16,475	8,832	4,951	-	5,048
Grade 12 complete	*	*	-	-	-
Above grade 12	5,204	5,204	*	-	*
Total	533,124	355,862	87,302	20,830	123,258

Table 2.4.11 Number of Holders Applying Inputs by Educational Status

Bale

Educational Status of Holders	Holders	Fertilizer	Improved seed	Pesticide	Irrigation
Illiterate	144,276	43,019	*	80,074	4,906
Literate (informal)	37,781	14,955	*	20,922	*
Grades 1 – 3	54,231	22,600	*	30,752	*
Grades 4 – 6	59,549	28,964	*	44,511	*
Grades 7 – 8	19,379	11,007	-	14,041	*
Grades 9 – 11	11,480	5,374	-	8,536	*
Grade 12 complete	*	*	-	*	-
Above grade 12	*	3,760	*	3,760	-
Total	333,910	130,302	5,577	203,218	11,075

Table 2.4.12 Number of Holders Applying Inputs by Educational Status

Borena

Educational Status of Holders	Holders	Fertilizer	Improved seed	Pesticide	Irrigation
Illiterate	74,774	*	5,354	*	*
Literate (informal)	957	-	*	-	-
Grades 1 – 3	17,839	*	1,894	*	-
Grades 4 – 6	11,615	*	*	*	-
Grades 7 – 8	5,955	*	*	*	*
Grades 9 – 11	2,732	*	*	*	-
Grade 12 complete	*	-	-	-	-
Above grade 12	*	-	-	-	-
Total	115,335	*	8,975	*	*

Table 2.4.13 Number of Holders Applying Inputs by Educational Status

South West Shewa

Educational Status of Holders	Holders	Fertilizer	Improved seed	Pesticide	Irrigation
Illiterate	205,662	171,055	28,531	136,696	*
Literate (informal)	18,482	16,897	*	15,631	*
Grades 1 – 3	39,091	35,727	6,720	31,697	*
Grades 4 – 6	51,252	47,386	10,624	40,175	3,136
Grades 7 – 8	23,443	22,382	5,291	19,614	*
Grades 9 – 11	9,550	9,151	2,068	8,747	*
Grade 12 complete	3,098	2,200	*	2,200	-
Above grade 12	2,601	1,679	-	*	-
Total	353,179	306,477	56,388	256,075	20,753

Table 2.4.14 Number of Holders Applying Inputs by Educational Status

Guji

Educational Status of Holders	Holders	Fertilizer	Improved seed	Pesticide	Irrigation
Illiterate	99,084	16,541	10,971	3,776	*
Literate (informal)	5,365	*	*	-	-
Grades 1 – 3	40,817	3,540	4,569	*	*
Grades 4 – 6	38,151	6,518	7,360	*	*
Grades 7 – 8	17,013	3,775	4,771	*	-
Grades 9 – 11	9,458	3,910	3,211	-	-
Grade 12 complete	*	*	-	*	-
Above grade 12	*	*	1,877	-	-
Total	212,284	36,170	33,320	*	*

Table 2.4.15 Number of Holders Applying Inputs by Educational Status

Kelem

Educational Status of Holders	Holders	Fertilizer	Improved seed	Pesticide	Irrigation
Illiterate	74,859	34,160	29,528	23,950	2,229
Literate (informal)	6,699	2,900	2,152	*	*
Grades 1 – 3	36,153	17,643	15,083	9,815	*
Grades 4 – 6	37,125	18,015	14,894	15,464	*
Grades 7 – 8	19,078	9,384	7,135	7,428	-
Grades 9 – 11	10,754	6,336	4,484	3,696	*
Grade 12 complete	*	*	*	*	-
Above grade 12	2,623	1,283	1,644	*	*
Total	188,223	90,184	75,384	61,646	3,974

Table 2.4.16 Number of Holders Applying Inputs by Educational Status

Horoguduru

Educational Status of Holders	Holders	Fertilizer	Improved seed	Pesticide	Irrigation
Illiterate	55,087	44,453	32,929	27,295	*
Literate (informal)	7,865	7,385	5,616	*	2,211
Grades 1 – 3	10,820	10,340	9,536	4,778	*
Grades 4 – 6	16,185	14,978	11,169	8,783	2,504
Grades 7 – 8	5,676	5,292	4,890	3,970	-
Grades 9 – 11	4,889	4,889	4,486	*	-
Grade 12 complete	*	*	*	*	-
Above grade 12	2,191	1,755	1,755	*	*
Total	103,627	90,006	70,824	52,947	8,872

Table 2.4.17 Number of Holders Applying Inputs by Educational Status

West Arsi

Educational Status of Holders	Holders	Fertilizer	Improved seed	Pesticide	Irrigation
Illiterate	231,259	149,971	67,848	115,673	2,560
Literate (informal)	13,314	7,249	3,867	6,084	-
Grades 1 – 3	76,840	58,921	27,459	43,505	*
Grades 4 – 6	69,982	56,745	30,826	44,726	*
Grades 7 – 8	45,581	39,169	22,283	33,379	*
Grades 9 – 11	37,027	35,768	14,485	28,668	*
Grade 12 complete	*	*	*	*	-
Above grade 12	5,928	5,427	2,933	3,473	-
Total	480,371	353,691	170,142	275,947	*

Table 2.5 Number of Holders Applying Inputs by Educational Status

Somalie Region

Educational Status of Holders	Holders	Fertilizer	Improved seed	Pesticide	Irrigation
Illiterate	84,262	*	*	*	7,472
Literate (informal)	14,986	*	*	-	*
Grades 1 – 3	4,518	*	*	-	*
Grades 4 – 6	2,995	*	-	-	*
Grades 7 – 8	2,715	-	-	-	*
Grades 9 – 11	1,703	-	-	-	*
Grade 12 complete	-	-	-	-	-
Above grade 12	*	-	-	-	-
Total	111,218	*	*	*	12,500

Table 2.5.1 Number of Holders Applying Inputs by Educational Status

Shinele

Educational Status of Holders	Holders	Fertilizer	Improved seed	Pesticide	Irrigation
Illiterate	4,486	*	*	-	2,719
Literate (informal)	954	*	*	-	*
Grades 1 – 3	517	-	-	-	*
Grades 4 – 6	*	-	-	-	*
Grades 7 – 8	*	-	-	-	*
Grades 9 – 11	*	-	-	-	*
Grade 12 complete	-	-	-	-	-
Above grade 12	*	-	-	-	-
Total	6,394	*	*	-	3,828

Table 2.5.2 Number of Holders Applying Inputs by Educational Status

Jijiga

Educational Status of Holders	Holders	Fertilizer	Improved seed	Pesticide	Irrigation
Illiterate	64,846	*	*	*	-
Literate (informal)	8,643	*	-	-	-
Grades 1 – 3	1,746	*	-	-	-
Grades 4 – 6	1,410	*	-	-	-
Grades 7 – 8	*	-	-	-	-
Grades 9 – 11	*	-	-	-	-
Grade 12 complete	-	-	-	-	-
Above grade 12	-	-	-	-	-
Total	79,459	*	*	*	-

Table 2.5.3 Number of Holders Applying Inputs by Educational Status

Liben

Educational Status of Holders	Holders	Fertilizer	Improved seed	Pesticide	Irrigation
Illiterate	14,931	-	*	-	4,752
Literate (informal)	5,389	-	-	-	*
Grades 1 – 3	2,255	-	*	-	*
Grades 4 – 6	1,303	-	-	-	*
Grades 7 – 8	*	-	-	-	*
Grades 9 – 11	*	-	-	-	*
Grade 12 complete	-	-	-	-	-
Above grade 12	-	-	-	-	-
Total	25,365	-	*	-	8,671

Table 2.6 Number of Holders Applying Inputs by Educational Status

Benishangul – Gumuz Region

Educational Status of Holders	Holders	Fertilizer	Improved seed	Pesticide	Irrigation
Illiterate	122,865	28,093	12,775	8,745	5,907
Literate (informal)	22,552	9,280	3,525	*	720
Grades 1 – 3	24,111	6,453	2,692	2,590	*
Grades 4 – 6	28,485	9,480	4,776	2,984	1,670
Grades 7 – 8	15,968	4,515	2,976	1,173	1,016
Grades 9 – 11	8,328	1,269	946	*	*
Grade 12 complete	*	*	-	-	-
Above grade 12	2,529	603	*	-	-
Total	224,997	59,816	28,162	19,421	10,564

Table 2.6.1 Number of Holders Applying Inputs by Educational Status

Metekel

Educational Status of Holders	Holders	Fertilizer	Improved seed	Pesticide	Irrigation
Illiterate	60,212	20,183	8,562	7,718	3,408
Literate (informal)	7,121	3,817	1,698	1,348	*
Grades 1 – 3	9,216	3,197	872	1,931	*
Grades 4 – 6	11,975	5,643	2,534	2,072	*
Grades 7 – 8	6,405	3,114	1,574	1,018	*
Grades 9 – 11	1,963	659	*	*	*
Grade 12 complete	*	*	-	-	-
Above grade 12	*	*	*	-	-
Total	97,369	36,860	15,873	14,236	5,187

Table 2.6.2 Number of Holders Applying Inputs by Educational Status

Asosa

Educational Status of Holders	Holders	Fertilizer	Improved seed	Pesticide	Irrigation
Illiterate	46,762	6,058	2,644	*	*
Literate (informal)	13,668	5,158	1,683	*	*
Grades 1 – 3	8,784	1,892	1,163	*	*
Grades 4 – 6	11,666	3,200	1,740	*	*
Grades 7 – 8	6,745	1,162	1,146	*	*
Grades 9 – 11	4,624	*	*	-	-
Grade 12 complete	-	-	-	-	-
Above grade 12	1,908	*	*	-	-
Total	94,156	18,312	9,035	*	4,855

Table 2.6.3 Number of Holders Applying Inputs by Educational Status

Kemashi

Educational Status of Holders	Holders	Fertilizer	Improved seed	Pesticide	Irrigation
Illiterate	7,485	*	*	*	-
Literate (informal)	914	*	-	-	*
Grades 1 – 3	4,261	1,047	431	-	-
Grades 4 – 6	3,025	*	*	*	-
Grades 7 – 8	2,103	*	*	-	*
Grades 9 – 11	1,447	214	*	-	-
Grade 12 complete	-	-	-	-	-
Above grade 12	239	-	-	-	-
Total	19,475	2,619	1,540	*	*

Table 2.6.4 Number of Holders Applying Inputs by Educational Status

Mao Komo

Educational Status of Holders	Holders	Fertilizer	Improved seed	Pesticide	Irrigation
Illiterate	8,407	983	869	210	195
Literate (informal)	849	239	144	*	*
Grades 1 – 3	1,849	318	226	*	*
Grades 4 – 6	1,818	346	335	*	*
Grades 7 – 8	715	*	*	-	*
Grades 9 – 11	294	*	*	-	-
Grade 12 complete	*	-	-	-	-
Above grade 12	*	-	-	-	-
Total	13,998	2,025	1,714	326	445

Table 2.7 Number of Holders Applying Inputs by Educational Status

S.N.N.P. Region

Educational Status of Holders	Holders	Fertilizer	Improved seed	Pesticide	Irrigation
Illiterate	2,054,157	1,049,144	423,187	348,978	57,775
Literate (informal)	105,296	69,328	27,128	25,752	2,577
Grades 1 – 3	516,967	281,189	110,980	79,432	26,637
Grades 4 – 6	712,281	393,727	142,559	128,469	16,213
Grades 7 – 8	354,456	200,450	65,068	54,935	*
Grades 9 – 11	177,323	104,034	40,043	28,330	8,721
Grade 12 complete	26,688	16,121	7,181	8,672	*
Above grade 12	49,657	26,754	11,004	5,539	*
Total	3,996,826	2,140,747	827,151	680,109	135,570

Table 2.7.1 Number of Holders Applying Inputs by Educational Status

Gurage

Educational Status of Holders	Holders	Fertilizer	Improved seed	Pesticide	Irrigation
Illiterate	107,385	68,346	25,890	19,635	*
Literate (informal)	10,528	7,890	4,363	2,274	*
Grades 1 – 3	21,091	14,005	6,645	6,000	*
Grades 4 – 6	27,891	20,116	8,301	8,675	*
Grades 7 – 8	17,360	12,049	5,709	3,410	*
Grades 9 – 11	4,895	3,479	2,210	1,362	*
Grade 12 complete	*	*	*	-	-
Above grade 12	*	*	*	*	-
Total	191,323	127,003	54,387	41,843	*

Table 2.7.2 Number of Holders Applying Inputs by Educational Status

Hadiya

Educational Status of Holders	Holders	Fertilizer	Improved seed	Pesticide	Irrigation
Illiterate	146,213	119,797	28,161	85,514	*
Literate (informal)	11,287	11,287	6,062	7,057	-
Grades 1 – 3	35,624	30,462	11,529	21,267	*
Grades 4 – 6	65,249	55,667	13,075	42,877	*
Grades 7 – 8	38,496	32,544	5,332	21,809	*
Grades 9 – 11	22,593	19,702	6,693	13,778	-
Grade 12 complete	3,349	3,349	*	*	-
Above grade 12	4,774	3,765	*	3,218	-
Total	327,586	276,573	74,114	198,387	*

Table 2.7.3 Number of Holders Applying Inputs by Educational Status

Kembata - Tembaro

Educational Status of Holders	Holders	Fertilizer	Improved seed	Pesticide	Irrigation
Illiterate	61,292	52,538	7,501	37,684	*
Literate (informal)	793	*	-	*	-
Grades 1 – 3	17,037	13,978	1,970	9,980	-
Grades 4 – 6	32,377	28,106	4,973	20,824	-
Grades 7 – 8	15,565	12,459	2,413	8,191	-
Grades 9 – 11	6,202	5,586	*	3,492	*
Grade 12 complete	4,062	3,595	869	2,809	-
Above grade 12	*	*	*	*	-
Total	138,757	118,105	18,749	84,413	*

Table 2.7.4 Number of Holders Applying Inputs by Educational Status

Sidama

Educational Status of Holders	Holders	Fertilizer	Improved seed	Pesticide	Irrigation
Illiterate	528,227	204,664	107,165	10,955	*
Literate (informal)	*	*	-	-	-
Grades 1 – 3	189,059	88,564	36,562	-	*
Grades 4 – 6	257,806	114,100	42,115	7,905	*
Grades 7 – 8	142,035	75,144	22,350	*	*
Grades 9 – 11	56,361	29,780	13,541	*	*
Grade 12 complete	11,406	*	*	*	*
Above grade 12	22,470	11,601	*	-	-
Total	1,226,037	542,401	228,803	26,080	*

Table 2.7.5 Number of Holders Applying Inputs by Educational Status

Gedio

Educational Status of Holders	Holders	Fertilizer	Improved seed	Pesticide	Irrigation
Illiterate	102,749	7,003	11,137	*	-
Literate (informal)	11,572	2,085	2,319	-	-
Grades 1 – 3	37,404	*	5,356	*	-
Grades 4 – 6	50,422	7,047	6,866	*	-
Grades 7 – 8	27,147	*	*	-	-
Grades 9 – 11	12,578	*	1,857	*	-
Grade 12 complete	*	*	*	-	-
Above grade 12	2,565	-	-	-	-
Total	246,373	22,692	30,640	*	-

Table 2.7.6 Number of Holders Applying Inputs by Educational Status

Wolayita

Educational Status of Holders	Holders	Fertilizer	Improved seed	Pesticide	Irrigation
Illiterate	184,420	121,954	12,580	*	-
Literate (informal)	*	*	*	-	-
Grades 1 – 3	58,216	45,677	8,045	*	*
Grades 4 – 6	91,371	69,173	18,650	2,616	*
Grades 7 – 8	37,558	25,679	6,907	*	-
Grades 9 – 11	29,961	23,698	5,641	-	-
Grade 12 complete	*	*	*	-	-
Above grade 12	4,779	3,654	*	-	-
Total	421,511	300,919	55,989	6,236	*

Table 2.7.7 Number of Holders Applying Inputs by Educational Status

South Omo

Educational Status of Holders	Holders	Fertilizer	Improved seed	Pesticide	Irrigation
Illiterate	83,610	25,145	21,198	*	*
Literate (informal)	3,585	1,580	1,292	*	-
Grades 1 – 3	7,873	4,561	3,479	-	*
Grades 4 – 6	9,079	5,274	3,756	-	*
Grades 7 – 8	3,707	2,046	1,912	-	*
Grades 9 – 11	2,337	*	*	-	*
Grade 12 complete	*	-	-	-	-
Above grade 12	*	*	*	-	-
Total	110,730	40,489	33,346	*	*

Table 2.7.8 Number of Holders Applying Inputs by Educational Status

Sheka

Educational Status of Holders	Holders	Fertilizer	Improved seed	Pesticide	Irrigation
Illiterate	30,389	3,326	1,580	3,111	-
Literate (informal)	2,456	*	-	588	-
Grades 1 – 3	6,946	1,139	*	1,872	-
Grades 4 – 6	13,285	2,006	1,928	2,406	-
Grades 7 – 8	6,173	1,336	1,165	1,117	-
Grades 9 – 11	2,122	*	-	*	-
Grade 12 complete	766	*	-	*	-
Above grade 12	1,035	*	-	*	-
Total	63,172	8,758	5,201	9,869	-

Table 2.7.9 Number of Holders Applying Inputs by Educational Status

Kefa

Educational Status of Holders	Holders	Fertilizer	Improved seed	Pesticide	Irrigation
Illiterate	128,905	47,621	22,530	57,925	*
Literate (informal)	3,893	2,208	-	*	-
Grades 1 – 3	33,085	14,412	6,376	15,996	-
Grades 4 – 6	37,827	19,023	10,431	23,060	-
Grades 7 – 8	13,377	5,544	2,505	7,247	-
Grades 9 – 11	5,340	*	-	2,413	-
Grade 12 complete	*	-	-	-	-
Above grade 12	*	*	*	*	-
Total	223,378	89,772	42,155	109,719	*

Table 2.7.10 Number of Holders Applying Inputs by Educational Status

Gamo Gofa

Educational Status of Holders	Holders	Fertilizer	Improved seed	Pesticide	Irrigation
Illiterate	233,658	126,874	25,493	*	16,070
Literate (informal)	2,852	*	*	*	-
Grades 1 – 3	34,643	20,010	7,120	*	*
Grades 4 – 6	40,450	23,797	8,394	*	4,666
Grades 7 – 8	20,103	11,055	4,023	1,482	*
Grades 9 – 11	15,240	6,521	1,654	*	*
Grade 12 complete	-	-	-	-	-
Above grade 12	3,447	*	*	-	*
Total	350,393	190,641	47,612	5,830	31,641

Table 2.7.11 Number of Holders Applying Inputs by Educational Status

Benchi - Maji

Educational Status of Holders	Holders	Fertilizer	Improved seed	Pesticide	Irrigation
Illiterate	79,497	16,126	6,477	*	*
Literate (informal)	2,252	903	*	-	-
Grades 1 – 3	17,245	5,176	2,864	*	-
Grades 4 – 6	21,871	6,722	3,225	1,071	-
Grades 7 – 8	6,272	2,537	*	*	-
Grades 9 – 11	2,861	*	*	*	-
Grade 12 complete	*	*	-	-	-
Above grade 12	885	*	*	-	-
Total	131,546	33,057	15,291	*	*

Table 2.7.12 Number of Holders Applying Inputs by Educational Status

Yem Special Wereda

Educational Status of Holders	Holders	Fertilizer	Improved seed	Pesticide	Irrigation
Illiterate	10,987	9,520	3,665	8,243	*
Literate (informal)	632	*	*	632	-
Grades 1 – 3	3,458	3,006	535	2,427	*
Grades 4 – 6	3,121	2,967	691	2,517	-
Grades 7 – 8	1,863	1,627	797	1,301	*
Grades 9 – 11	633	493	216	338	*
Grade 12 complete	*	*	-	*	-
Above grade 12	*	*	-	*	-
Total	21,262	18,538	6,193	15,791	*

Table 2.7.13 Number of Holders Applying Inputs by Educational Status

Segen Peoples

Educational Status of Holders	Holders	Fertilizer	Improved seed	Pesticide	Irrigation
Illiterate	69,781	27,961	6,058	7,389	17,478
Literate (informal)	4,464	*	-	*	1,321
Grades 1 – 3	14,001	7,107	892	2,389	4,749
Grades 4 – 6	16,319	8,399	2,167	1,948	5,733
Grades 7 – 8	5,062	2,936	*	*	2,339
Grades 9 – 11	3,221	535	-	*	2,164
Grade 12 complete	*	*	-	*	-
Above grade 12	1,837	*	*	*	*
Total	114,753	48,949	10,844	12,662	34,894

Table 2.7.14 Number of Holders Applying Inputs by Educational Status

Dawro

Educational Status of Holders	Holders	Fertilizer	Improved seed	Pesticide	Irrigation
Illiterate	69,323	32,263	4,075	5,396	-
Literate (informal)	3,563	2,075	*	*	-
Grades 1 – 3	12,381	6,429	*	1,880	-
Grades 4 – 6	18,825	8,997	2,734	1,790	-
Grades 7 – 8	10,764	6,388	1,707	1,252	-
Grades 9 – 11	4,716	3,131	*	*	-
Grade 12 complete	*	*	-	-	-
Above grade 12	3,856	1,918	877	*	-
Total	123,622	61,395	11,950	12,020	-

Table 2.7.15 Number of Holders Applying Inputs by Educational Status

Basketo Special Wereda

Educational Status of Holders	Holders	Fertilizer	Improved seed	Pesticide	Irrigation
Illiterate	9,598	3,645	2,966	153	*
Literate (informal)	272	*	*	-	-
Grades 1 – 3	1,821	956	712	*	*
Grades 4 – 6	1,969	912	840	-	-
Grades 7 – 8	1,056	589	554	*	-
Grades 9 – 11	981	503	351	-	*
Grade 12 complete	-	-	-	-	-
Above grade 12	*	*	-	-	-
Total	15,786	6,693	5,465	225	206

Table 2.7.16 Number of Holders Applying Inputs by Educational Status

Konta Special Wereda

Educational Status of Holders	Holders	Fertilizer	Improved seed	Pesticide	Irrigation
Illiterate	23,589	9,074	3,094	3,983	-
Literate (informal)	348	*	*	-	-
Grades 1 – 3	4,080	1,411	782	715	-
Grades 4 – 6	4,250	1,976	670	826	*
Grades 7 – 8	1,750	615	*	*	-
Grades 9 – 11	1,674	492	*	*	-
Grade 12 complete	-	-	-	-	-
Above grade 12	-	-	-	-	-
Total	35,692	13,824	4,875	5,914	*

Table 2.7.17 Number of Holders Applying Inputs by Educational Status

Silitie

Educational Status of Holders	Holders	Fertilizer	Improved seed	Pesticide	Irrigation
Illiterate	137,890	132,905	106,197	75,381	*
Literate (informal)	13,622	13,382	8,568	9,106	*
Grades 1 – 3	15,683	14,821	12,311	9,740	-
Grades 4 – 6	14,086	13,526	9,982	7,759	*
Grades 7 – 8	4,175	3,610	3,001	2,441	-
Grades 9 – 11	4,479	4,479	2,985	2,425	*
Grade 12 complete	-	-	-	-	-
Above grade 12	-	-	-	-	-
Total	189,936	182,723	143,044	106,852	13,294

Table 2.7.18 Number of Holders Applying Inputs by Educational Status

Alaba Special Wereda

Educational Status of Holders	Holders	Fertilizer	Improved seed	Pesticide	Irrigation
Illiterate	46,645	40,382	27,419	22,027	*
Literate (informal)	1,500	1,500	1,074	*	-
Grades 1 – 3	7,322	7,156	4,187	4,404	-
Grades 4 – 6	6,081	5,921	3,760	3,532	-
Grades 7 – 8	1,994	1,831	*	760	-
Grades 9 – 11	*	*	*	*	-
Grade 12 complete	-	-	-	-	-
Above grade 12	*	*	-	-	-
Total	64,969	58,216	38,493	31,956	*

Table 2.8 Number of Holders Applying Inputs by Educational Status

Gambella Region

Educational Status of Holders	Holders	Fertilizer	Improved seed	Pesticide	Irrigation
Illiterate	23354	-	*	701	*
Literate (informal)	1912	-	*	120	*
Grades 1 – 3	6045	-	168	544	*
Grades 4 – 6	6870	-	*	*	*
Grades 7 – 8	3508	-	*	*	*
Grades 9 – 11	3013	-	*	*	*
Grade 12 complete	403	-	-	-	-
Above grade 12	952	-	*	*	*
Total	46057	-	563	2137	269

Table 2.8.1 Number of Holders Applying Inputs by Educational Status

Agnuwak

Educational Status of Holders	Holders	Fertilizer	Improved seed	Pesticide	Irrigation
Illiterate	3955	-	*	*	*
Literate (informal)	137	-	*	*	*
Grades 1 – 3	634	-	-	*	*
Grades 4 – 6	1383	-	-	-	*
Grades 7 – 8	740	-	-	-	-
Grades 9 – 11	408	-	*	-	*
Grade 12 complete	*	-	-	-	-
Above grade 12	96	-	*	-	*
Total	7382	-	*	*	*

Table 2.8.2 Number of Holders Applying Inputs by Educational Status

Nuware

Educational Status of Holders	Holders	Fertilizer	Improved seed	Pesticide	Irrigation
Illiterate	7637	-	*	-	-
Literate (informal)	*	-	-	-	-
Grades 1 – 3	780	-	-	-	-
Grades 4 – 6	774	-	-	-	-
Grades 7 – 8	697	-	-	-	-
Grades 9 – 11	737	-	-	-	-
Grade 12 complete	*	-	-	-	-
Above grade 12	424	-	-	-	-
Total	11264	-	*	-	-

Table 2.8.3 Number of Holders Applying Inputs by Educational Status

Mezhenger

Educational Status of Holders	Holders	Fertilizer	Improved seed	Pesticide	Irrigation
Illiterate	9218	-	*	652	*
Literate (informal)	1700	-	*	*	-
Grades 1 – 3	4255	-	168	525	*
Grades 4 – 6	4003	-	*	*	*
Grades 7 – 8	1597	-	*	*	*
Grades 9 – 11	1240	-	-	*	-
Grade 12 complete	*	-	-	-	-
Above grade 12	*	-	*	*	-
Total	22256	-	503	2050	*

Table 2.8.4 Number of Holders Applying Inputs by Educational Status

Itang Special

Educational Status of Holders	Holders	Fertilizer	Improved seed	Pesticide	Irrigation
Illiterate	2544	-	-	-	-
Literate (informal)	*	-	-	-	-
Grades 1 – 3	376	-	-	-	-
Grades 4 – 6	*	-	-	-	-
Grades 7 – 8	473	-	-	-	-
Grades 9 – 11	628	-	-	-	-
Grade 12 complete	*	-	-	-	-
Above grade 12	234	-	-	-	-
Total	5155	-	-	-	-

Table 2.9 Number of Holders Applying Inputs by Educational Status

Harari Region

Educational Status of Holders	Holders	Fertilizer	Improved seed	Pesticide	Irrigation
Illiterate	17,993	9,164	1,600	2,567	4,985
Literate (informal)	1,606	1,149	*	-	696
Grades 1 – 3	3,217	2,187	*	617	992
Grades 4 – 6	2,664	2,175	511	*	1,135
Grades 7 – 8	1,221	1,041	*	*	448
Grades 9 – 11	448	270	*	*	207
Grade 12 complete	-	-	-	-	-
Above grade 12	533	*	*	*	*
Total	27,681	16,298	3,100	3,595	8,580

Table 2.10 Number of Holders Applying Inputs by Educational Status

Dire Dawa

Educational Status of Holders	Holders	Fertilizer	Improved seed	Pesticide	Irrigation
Illiterate	18,241	1,491	2,830	*	4,571
Literate (informal)	898	*	*	-	*
Grades 1 – 3	2,167	*	557	*	653
Grades 4 – 6	3,223	477	887	*	993
Grades 7 – 8	890	*	474	-	305
Grades 9 – 11	552	*	202	-	411
Grade 12 complete	-	-	-	-	-
Above grade 12	*	-	-	-	*
Total	26,204	2,571	5,183	499	7,050

Table 3 Number of Holders reporting Damaged Crop Area in Hectare by Category of Crops and Cause of Damage

Ethiopia

Cause of damage	Damaged crop area by crop category (HA)							
	Holders	All crops	Cereals	Pulses	Oilseeds	Vegetables	Root crops	Permanent
All damage	9,778,063	1,544,052	665,865	176,827	117,661	26,006	33,283	138,000
Crop disease	17,723	*	731	*	*	*	*	*
Frost or floods	2,572,780	237,296	99,524	28,159	26,615	4,036	4,695	15,931
Locust	801,595	94,011	43,814	12,688	7,296	706	2,893	4,696
Shortage of rain	315,145	16,256	6,168	2,805	437	*	423	1,807
Too much rain	4,196,056	298,978	112,891	37,364	17,536	7,008	7,126	45,978
Wild animals	189,046	6,427	2,989	797	474	*	*	405
Birds	1,240,257	121,968	47,922	11,564	15,692	3,546	2,286	12,615
Hailstone	1,955,262	373,097	192,727	38,184	19,767	2,710	6,252	17,185
Pests	424,622	41,225	20,429	4,483	2,293	328	918	3,439
Weeds	1,760,438	137,283	56,820	19,583	12,134	2,277	2,976	12,165
Others	2,824,843	215,984	81,808	21,184	15,330	5,178	5,463	23,434

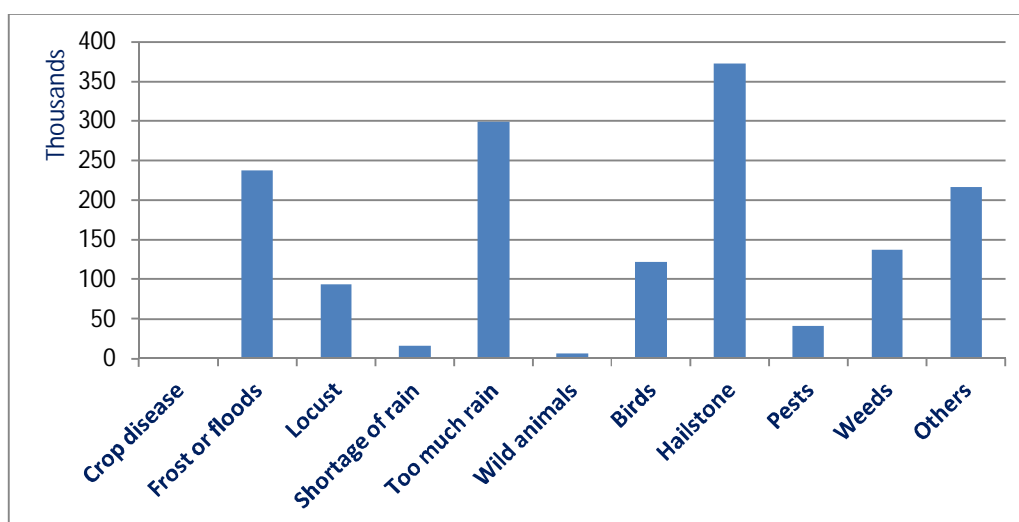


Figure 4: Amount of reported damaged crop area (Ha) by crop category, at country level, 2014/15

Table 3.1 Number of Holders reporting Damaged Crop Area in Hectare by Category of Crops and Cause of Damage

Tigray Region

Cause of damage	Damaged crop area by crop category (HA)							
	Holders	All crops	Cereals	Pulses	Oilseeds	Vegetables	Root crops	Permanent
All damage	619,051	126,761	70,808	8,760	22,878	3,350	1,814	4,013
Crop disease	*	*	*	-	-	-	-	-
Frost or floods	196,387	41,244	22,961	1,436	11,150	925	*	254
Locust	147,772	17,443	11,173	2,341	1,027	*	271	1,026
Shortage of rain	15,097	822	433	*	*	-	-	*
Too much rain	116,490	9,548	5,262	759	1,185	390	*	701
Wild animals	7,277	349	*	*	*	-	*	-
Birds	111,147	14,561	7,501	469	3,994	*	*	82
Hailstone	109,663	12,115	6,890	1,609	197	*	*	*
Pests	35,332	3,825	2,479	*	*	*	*	*
Weeds	113,863	10,594	5,562	547	1,640	*	*	323
Others	182,597	16,102	8,302	1,034	2,879	461	*	433

Table 3.1.1 Number of Holders reporting Damaged Crop Area in Hectare by Category of Crops and Cause of Damage

North West Tigray

Cause of damage	Damaged crop area by crop category (HA)							
	Holders	All crops	Cereals	Pulses	Oilseeds	Vegetables	Root crops	Permanent
All damage	140,847	22,730	12,697	1,773	4,147	1,065	*	484
Crop disease	-	-	-	-	-	-	-	-
Frost or floods	47,557	4,803	2,786	*	473	*	*	*
Locust	25,991	3,957	*	*	*	*	*	*
Shortage of rain	*	*	*	*	*	-	-	*
Too much rain	28,284	2,046	871	*	348	*	*	*
Wild animals	*	*	-	-	*	-	*	-
Birds	32,914	3,239	1,874	*	1,066	*	*	*
Hailstone	7,482	626	433	*	*	*	-	*
Pests	5,966	871	481	*	*	*	-	-
Weeds	23,021	1,682	770	*	*	*	*	*
Others	56,668	5,109	2,758	*	820	*	*	157

Table 3.1.2 Number of Holders reporting Damaged Crop Area in Hectare by Category of Crops and Cause of Damage

Central Tigray

Cause of damage	Damaged crop area by crop category (HA)							
	Holders	All crops	Cereals	Pulses	Oilseeds	Vegetables	Root crops	Permanent
All damage	167,907	24,815	16,718	2,147	613	274	*	*
Crop disease	-	-	-	-	-	-	-	-
Frost or floods	41,735	3,957	2,743	*	*	*	*	*
Locust	65,970	7,420	5,217	*	*	*	*	*
Shortage of rain	1,566	*	*	-	-	-	-	-
Too much rain	40,818	2,943	2,080	*	*	*	*	332
Wild animals	*	*	*	*	-	-	-	-

Birds	21,825	1,416	828	157	-	*	-	*
Hailstone	13,604	*	1,069	*	*	*	*	*
Pests	6,971	454	351	-	-	-	-	*
Weeds	49,407	2,822	1,987	*	125	*	*	161
Others	45,674	3,711	2,349	172	*	-	*	*

Table 3.1.3 Number of Holders reporting Damaged Crop Area in Hectare by Category of Crops and Cause of Damage
East Tigray

Cause of damage	Damaged crop area by crop category (HA)							
	Holders	All crops	Cereals	Pulses	Oilseeds	Vegetables	Root crops	Permanent
All damage	97,320	12,894	6,891	1,943	*	*	*	546
Crop disease	-	-	-	-	-	-	-	-
Frost or floods	20,908	1,075	670	*	-	-	-	*
Locust	30,593	2,978	1,610	402	*	*	*	*
Shortage of rain	2,606	*	*	*	-	-	-	-
Too much rain	16,050	1,217	710	*	*	-	-	*
Wild animals	*	*	*	-	-	-	-	-
Birds	9,067	*	*	*	-	-	-	*
Hailstone	46,750	4,891	*	*	*	*	*	*
Pests	4,035	268	161	*	-	-	-	-
Weeds	8,996	293	*	*	-	-	-	*
Others	18,453	1,111	*	*	-	-	-	*

Table 3.1.4 Number of Holders reporting Damaged Crop Area in Hectare by Category of Crops and Cause of Damage
South Tigray

Cause of damage	Damaged crop area by crop category (HA)							
	Holders	All crops	Cereals	Pulses	Oilseeds	Vegetables	Root crops	Permanent
All damage	115,716	19,259	12,058	2,294	*	*	*	*
Crop disease	*	*	*	-	-	-	-	-
Frost or floods	18,472	2,089	1,386	186	*	-	*	-
Locust	17,284	2,724	*	*	*	*	-	*
Shortage of rain	3,021	189	*	*	-	-	-	*
Too much rain	19,041	1,214	745	270	-	*	*	-
Wild animals	2,085	*	*	*	*	-	-	-
Birds	19,560	1,186	894	*	*	-	-	-
Hailstone	40,349	4,357	2,977	444	*	*	*	*
Pests	15,108	965	771	148	*	-	*	*
Weeds	18,878	3,640	1,731	*	*	-	-	*
Others	23,616	2,567	1,677	*	*	-	*	*

Table 3.1.5 Number of Holders reporting Damaged Crop Area in Hectare by Category of Crops and Cause of Damage
Western Tigray

Cause of damage	Damaged crop area by crop category (HA)							
	Holders	All crops	Cereals	Pulses	Oilseeds	Vegetables	Root crops	Permanent
All damage	97,260	47,064	22,444	*	17,388	1,728	*	233
Crop disease	-	-	-	-	-	-	-	-
Frost or floods	67,716	29,319	15,375	*	10,463	509	*	*
Locust	7,934	364	219	-	*	-	-	*
Shortage of rain	2,045	*	*	-	*	-	-	*
Too much rain	12,296	2,128	856	*	816	*	*	*

Wild animals	*	*	*	-	-	-	-	-
Birds	27,781	7,800	3,163	*	2,878	*	*	*
Hailstone	1,477	*	*	-	*	*	-	-
Pests	3,252	*	*	-	*	-	-	-
Weeds	13,561	2,158	903	*	1,010	*	-	*
Others	38,185	3,604	976	*	1,667	311	*	*

Table 3.2 Number of Holders reporting Damaged Crop Area in Hectare by Category of Crops and Cause of Damage

Afar Region

Cause of damage	Damaged crop area by crop category (HA)							
	Holders	All crops	Cereals	Pulses	Oilseeds	Vegetables	Root crops	Permanent
All damage	11,039	1,591	*	*	*	*	*	-
Crop disease	-	-	-	-	-	-	-	-
Frost or floods	2,363	*	-	-	-	-	*	-
Locust	-	-	-	-	-	-	-	-
Shortage of rain	-	-	-	-	-	-	-	-
Too much rain	*	*	*	-	-	-	-	-
Wild animals	-	-	-	-	-	-	-	-
Birds	*	*	*	*	-	-	*	-
Hailstone	*	*	*	*	*	-	-	-
Pests	-	-	-	-	-	-	-	-
Weeds	5,255	*	*	*	*	-	*	-
Others	1,781	179	*	*	-	*	*	-

Table 3.2.1 Number of Holders reporting Damaged Crop Area in Hectare by Category of Crops and Cause of Damage

Zone 1

Cause of damage	Damaged crop area by crop category (HA)							
	Holders	All crops	Cereals	Pulses	Oilseeds	Vegetables	Root crops	Permanent
All damage	5,737	187	*	-	-	*	-	-
Crop disease	-	-	-	-	-	-	-	-
Frost or floods	1,602	*	-	-	-	-	-	-
Locust	-	-	-	-	-	-	-	-
Shortage of rain	-	-	-	-	-	-	-	-
Too much rain	*	*	*	-	-	-	-	-
Wild animals	-	-	-	-	-	-	-	-
Birds	*	*	-	-	-	-	-	-
Hailstone	*	*	-	-	-	-	-	-
Pests	-	-	-	-	-	-	-	-
Weeds	2,775	*	*	-	-	-	-	-
Others	*	*	-	-	-	*	-	-

Table 3.2.2 Number of Holders reporting Damaged Crop Area in Hectare by Category of Crops and Cause of Damage

Zone 3

Cause of damage	Damaged crop area by crop category (HA)							
	Holders	All crops	Cereals	Pulses	Oilseeds	Vegetables	Root crops	Permanent
All damage	5,302	1,404	*	*	*	-	*	-
Crop disease	-	-	-	-	-	-	-	-
Frost or floods	*	*	-	-	-	-	*	-
Locust	-	-	-	-	-	-	-	-
Shortage of rain	-	-	-	-	-	-	-	-
Too much rain	-	-	-	-	-	-	-	-

Wild animals	-	-	-	-	-	-	-	-
Birds	*	*	*	*	-	-	*	-
Hailstone	*	*	*	*	*	-	-	-
Pests	-	-	-	-	-	-	-	-
Weeds	*	*	*	*	*	-	*	-
Others	1,261	163	*	*	-	-	*	-

Table 3.3 Number of Holders reporting Damaged Crop Area in Hectare by Category of Crops and Cause of Damage

Amhara Region

Cause of damage	Damaged crop area by crop category (HA)							
	Holders	All crops	Cereals	Pulses	Oilseeds	Vegetables	Root crops	Permanent
All damage	3,169,684	566,588	251,844	97,585	58,325	10,309	11,062	16,525
Crop disease	*	*	*	-	*	-	-	*
Frost or floods	775,346	76,632	31,270	14,308	10,735	893	1,139	2,167
Locust	358,180	46,110	19,846	6,157	4,915	*	1,674	1,544
Shortage of rain	93,657	7,081	2,988	1,620	*	*	217	*
Too much rain	1,499,906	150,620	69,756	28,229	11,624	3,640	3,318	5,145
Wild animals	71,990	3,062	1,688	406	189	*	*	*
Birds	359,443	35,504	15,523	5,453	7,724	1,248	449	960
Hailstone	593,894	97,369	42,387	16,183	10,796	646	1,098	1,581
Pests	133,397	12,279	6,439	1,039	734	215	189	450
Weeds	748,330	61,624	30,054	12,189	4,830	1,308	1,304	1,704
Others	1,020,580	75,938	31,681	11,999	6,610	1,968	1,635	2,931

Table 3.3.1 Number of Holders reporting Damaged Crop Area in Hectare by Category of Crops and Cause of Damage

North Gondar

Cause of damage	Damaged crop area by crop category (HA)							
	Holders	All crops	Cereals	Pulses	Oilseeds	Vegetables	Root crops	Permanent
All damage	582,103	131,515	63,120	19,000	27,510	4,156	938	1,111
Crop disease	*	*	*	-	*	-	-	-
Frost or floods	194,734	28,728	12,106	5,087	*	*	*	*
Locust	108,737	17,945	8,884	2,895	*	*	*	*
Shortage of rain	*	*	*	*	-	-	-	-
Too much rain	239,546	35,235	20,925	3,902	7,489	*	*	*
Wild animals	14,479	788	*	*	*	*	*	-
Birds	103,323	14,107	5,950	1,013	4,802	*	-	*
Hailstone	65,674	6,622	3,525	*	779	*	-	*
Pests	9,842	*	*	-	*	-	-	-
Weeds	134,047	11,586	4,232	2,427	1,873	509	*	*
Others	190,982	15,192	6,161	2,100	2,887	*	206	*

Table 3.3.2 Number of Holders reporting Damaged Crop Area in Hectare by Category of Crops and Cause of Damage

South Gondar

Cause of damage	Damaged crop area by crop category (HA)							
	Holders	All crops	Cereals	Pulses	Oilseeds	Vegetables	Root crops	Permanent
All damage	398,847	82,802	36,669	18,125	8,891	*	2,602	2,250
Crop disease	-	-	-	-	-	-	-	-
Frost or floods	140,364	15,219	6,911	3,887	*	*	261	*
Locust	55,282	8,849	3,749	1,140	*	*	*	*
Shortage of rain	3,162	*	*	*	*	-	*	-
Too much rain	229,106	25,453	11,357	6,053	1,536	*	1,453	861

Wild animals	12,473	456	144	119	*	-	-	-
Birds	59,742	6,605	2,897	1,462	*	*	*	*
Hailstone	60,903	8,279	3,333	1,898	*	*	*	*
Pests	23,212	1,679	929	*	*	*	*	-
Weeds	60,317	3,854	2,060	520	*	*	*	*
Others	161,593	12,076	5,156	2,760	1,477	76	161	325

Table 3.3.3 Number of Holders reporting Damaged Crop Area in Hectare by Category of Crops and Cause of Damage
North Wolo

Cause of damage	Damaged crop area by crop category (HA)							
	Holders	All crops	Cereals	Pulses	Oilseeds	Vegetables	Root crops	Permanent
All damage	292,075	46,953	22,341	6,661	2,123	541	1,559	1,414
Crop disease	*	*	*	-	-	-	-	-
Frost or floods	56,485	2,581	759	526	*	*	*	*
Locust	5,974	*	*	*	-	-	*	*
Shortage of rain	18,699	1,426	*	*	*	-	*	-
Too much rain	123,271	9,374	4,501	2,143	*	251	*	*
Wild animals	10,843	336	118	*	*	-	-	*
Birds	28,373	1,723	974	235	*	*	*	*
Hailstone	131,671	17,288	7,084	1,069	*	*	*	*
Pests	11,643	1,124	*	*	*	-	-	*
Weeds	77,386	9,010	5,570	1,590	*	*	*	134
Others	51,320	3,562	1,794	592	*	*	*	*

Table 3.3.4 Number of Holders reporting Damaged Crop Area in Hectare by Category of Crops and Cause of Damage
South Wolo

Cause of damage	Damaged crop area by crop category (HA)							
	Holders	All crops	Cereals	Pulses	Oilseeds	Vegetables	Root crops	Permanent
All damage	376,676	48,827	16,128	6,654	*	*	566	2,577
Crop disease	-	-	-	-	-	-	-	-
Frost or floods	89,394	6,404	2,074	548	*	*	*	*
Locust	31,813	1,124	*	*	*	-	*	*
Shortage of rain	10,459	*	*	-	-	-	*	-
Too much rain	173,277	12,055	3,982	2,027	*	*	*	842
Wild animals	8,340	*	*	*	-	-	*	*
Birds	35,296	1,347	513	248	*	-	*	*
Hailstone	107,660	*	4,020	*	*	*	*	*
Pests	22,934	*	342	*	-	*	*	*
Weeds	71,949	5,283	1,922	*	*	-	*	*
Others	95,960	5,546	1,980	310	*	*	-	*

Table 3.3.4 Number of Holders reporting Damaged Crop Area in Hectare by Category of Crops and Cause of Damag
North Shewa

Cause of damage	Damaged crop area by crop category (HA)							
	Holders	All crops	Cereals	Pulses	Oilseeds	Vegetables	Root crops	Permanent
All damage	371,098	64,500	33,773	11,615	1,397	322	1,604	1,813
Crop disease	*	*	-	-	-	-	-	-
Frost or floods	67,637	5,583	2,879	690	*	*	*	*
Locust	7,377	*	*	*	-	-	-	*
Shortage of rain	43,015	3,743	1,424	1,164	-	*	*	*
Too much rain	183,170	15,621	5,737	3,017	473	*	*	997
Wild animals	12,023	643	513	*	-	*	-	*

Birds	42,968	2,644	1,452	523	*	-	*	*
Hailstone	66,582	*	*	1,377	*	*	*	*
Pests	10,980	910	724	*	-	*	-	-
Weeds	120,602	12,809	7,682	2,719	*	*	635	*
Others	130,655	10,435	5,087	1,850	272	*	*	*

Table 3.3.6 Number of Holders reporting Damaged Crop Area in Hectare by Category of Crops and Cause of Damage

East Gojjam

Cause of damage	Damaged crop area by crop category (HA)							
	Holders	All crops	Cereals	Pulses	Oilseeds	Vegetables	Root crops	Permanent
All damage	409,007	60,295	26,651	17,295	1,953	975	2,233	2,967
Crop disease	-	-	-	-	-	-	-	-
Frost or floods	79,218	6,085	1,741	1,782	*	*	*	*
Locust	31,245	2,925	*	766	*	-	*	*
Shortage of rain	6,441	*	*	-	-	-	*	-
Too much rain	224,458	25,425	12,854	6,847	263	*	*	1,092
Wild animals	4,726	*	*	*	*	-	*	-
Birds	40,390	3,751	1,757	1,334	*	*	*	*
Hailstone	42,035	3,495	1,426	*	*	*	*	*
Pests	12,835	967	*	*	-	-	*	*
Weeds	97,503	6,891	2,996	*	*	*	*	379
Others	145,647	10,433	4,338	2,309	*	*	588	354

Table 3.3.7 Number of Holders reporting Damaged Crop Area in Hectare by Category of Crops and Cause of Damage

West Gojjam

Cause of damage	Damaged crop area by crop category (HA)							
	Holders	All crops	Cereals	Pulses	Oilseeds	Vegetables	Root crops	Permanent
All damage	409,801	51,899	19,019	8,139	2,852	*	*	2,682
Crop disease	-	-	-	-	-	-	-	-
Frost or floods	91,347	6,838	2,492	1,186	*	*	*	*
Locust	72,736	7,404	*	*	*	*	*	*
Shortage of rain	*	*	*	-	-	-	*	-
Too much rain	213,548	16,353	6,109	3,148	*	*	*	517
Wild animals	4,422	*	*	*	*	-	-	-
Birds	16,146	968	*	*	*	-	*	*
Hailstone	17,692	*	*	*	*	-	-	-
Pests	23,884	1,937	476	*	*	*	-	*
Weeds	114,024	6,121	2,777	1,164	122	*	*	*
Others	156,138	10,935	4,071	1,200	*	*	*	948

Table 3.3.8 Number of Holders reporting Damaged Crop Area in Hectare by Category of Crops and Cause of Damage

Waghamera

Cause of damage	Damaged crop area by crop category (HA)							
	Holders	All crops	Cereals	Pulses	Oilseeds	Vegetables	Root crops	Permanent
All damage	97,800	40,683	17,135	6,797	6,670	*	*	674
Crop disease	-	-	-	-	-	-	-	-
Frost or floods	4,696	295	*	*	*	-	-	*
Locust	3,414	*	*	*	*	-	*	*
Shortage of rain	*	*	*	*	*	-	-	-
Too much rain	21,067	1,309	662	235	*	*	*	*

Wild animals	*	*	*	-	-	-	-	-
Birds	15,179	1,426	714	160	158	-	*	*
Hailstone	83,039	34,235	14,040	5,670	5,864	*	*	*
Pests	3,105	*	*	*	*	-	-	-
Weeds	17,393	1,591	727	402	236	*	*	*
Others	14,567	1,068	516	217	*	-	*	*

Table 3.3.9 Number of Holders reporting Damaged Crop Area in Hectare by Category of Crops and Cause of Damage
Awii

Cause of damage	Damaged crop area by crop category (HA)							
	Holders	All crops	Cereals	Pulses	Oilseeds	Vegetables	Root crops	Permanent
All damage	166,015	28,988	12,682	2,525	*	*	*	699
Crop disease	-	-	-	-	-	-	-	-
Frost or floods	41,077	4,186	1,699	558	*	*	*	*
Locust	40,562	5,973	2,913	*	*	-	*	*
Shortage of rain	*	*	*	-	-	-	-	-
Too much rain	76,116	8,054	3,366	*	*	*	*	*
Wild animals	*	*	*	*	*	-	-	-
Birds	11,572	*	*	*	*	-	-	-
Hailstone	5,185	*	*	*	-	-	-	-
Pests	5,271	1,074	*	*	-	*	*	-
Weeds	27,365	1,640	785	*	501	*	-	*
Others	59,786	5,492	2,226	592	*	*	*	272

Table 3.3.10 Number of Holders reporting Damaged Crop Area in Hectare by Category of Crops and Cause of Damage
Oromia Zone

Cause of damage	Damaged crop area by crop category (HA)							
	Holders	All crops	Cereals	Pulses	Oilseeds	Vegetables	Root crops	Permanent
All damage	60,851	9,032	3,921	611	*	*	*	333
Crop disease	*	*	*	-	-	-	-	*
Frost or floods	9,819	640	443	*	*	*	-	*
Locust	*	*	-	*	-	-	-	*
Shortage of rain	*	*	-	-	-	-	-	-
Too much rain	15,258	1,635	*	*	*	*	-	*
Wild animals	*	*	-	-	-	-	-	*
Birds	6,154	862	*	*	*	*	-	*
Hailstone	12,687	494	*	*	*	-	*	*
Pests	9,341	*	*	*	*	*	*	*
Weeds	23,759	2,204	1,100	347	*	*	*	57
Others	13,388	1,167	343	*	*	*	*	*

Table 3.3.11 Number of Holders reporting Damaged Crop Area in Hectare by Category of Crops and Cause of Damage
Argoba Special Zone

Cause of damage	Damaged crop area by crop category (HA)							
	Holders	All crops	Cereals	Pulses	Oilseeds	Vegetables	Root crops	Permanent
All damage	5,410	1,096	407	163	221	*	*	5
Crop disease	-	-	-	-	-	-	-	-
Frost or floods	574	*	*	*	*	*	-	-
Locust	*	*	*	-	-	-	-	-
Shortage of rain	*	*	*	-	-	-	-	-
Too much rain	1,088	106	32	*	*	*	*	-
Wild animals	*	*	-	*	-	-	-	-

Birds	300	25	15	*	*	*	-	*
Hailstone	766	173	*	*	*	*	-	-
Pests	352	20	13	*	-	-	*	*
Weeds	3,985	634	203	128	148	10	*	4
Others	543	33	10	*	*	-	-	*

Table 3.4 Number of Holders reporting Damaged Crop Area in Hectare by Category of Crops and Cause of Damage
Oromia Region

Cause of damage	Damaged crop area by crop category (HA)							
	Holders	All crops	Cereals	Pulses	Oilseeds	Vegetables	Root crops	Permanent
All damage	3,577,904	677,469	290,392	55,574	28,833	9,105	14,409	88,798
Crop disease	7,731	*	*	*	*	*	*	*
Frost or floods	779,428	84,433	34,718	8,054	3,941	1,319	1,185	8,262
Locust	195,977	26,151	11,869	4,066	*	*	385	1,523
Shortage of rain	107,075	6,672	2,392	1,013	*	*	*	1,322
Too much rain	1,486,571	110,181	31,596	6,753	4,008	2,327	2,993	30,018
Wild animals	60,273	1,850	734	150	160	*	*	252
Birds	461,562	50,955	18,467	4,291	2,375	998	1,016	8,811
Hailstone	955,085	229,775	130,624	17,299	7,855	1,556	4,600	12,464
Pests	165,396	16,465	8,307	1,821	173	*	407	2,174
Weeds	632,454	53,880	18,357	6,087	4,215	770	1,472	7,637
Others	1,025,476	96,309	32,976	6,027	4,764	1,993	2,120	16,069

Table 3.4.1 Number of Holders reporting Damaged Crop Area in Hectare by Category of Crops and Cause of Damage
West Welega

Cause of damage	Damaged crop area by crop category (HA)							
	Holders	All crops	Cereals	Pulses	Oilseeds	Vegetables	Root crops	Permanent
All damage	246,481	34,625	5,287	994	1,677	*	383	9,424
Crop disease	*	*	*	-	-	-	-	-
Frost or floods	58,983	4,243	827	*	*	*	*	1,074
Locust	3,664	*	*	-	*	-	-	*
Shortage of rain	4,377	*	*	-	-	-	-	*
Too much rain	169,363	15,175	1,754	594	639	*	*	4,666
Wild animals	5,241	200	*	-	*	-	*	*
Birds	23,200	1,264	317	*	*	-	*	394
Hailstone	2,005	61	*	-	*	-	-	*
Pests	7,517	*	*	-	*	*	*	*
Weeds	71,432	5,418	837	*	*	*	*	1,421
Others	100,077	7,364	1,419	*	*	*	*	1,564

Table 3.4.2 Number of Holders reporting Damaged Crop Area in Hectare by Category of Crops and Cause of Damage
East Welega

Cause of damage	Damaged crop area by crop category (HA)							
	Holders	All crops	Cereals	Pulses	Oilseeds	Vegetables	Root crops	Permanent
All damage	164,589	31,372	9,014	1,441	3,892	380	874	3,785
Crop disease	-	-	-	-	-	-	-	-
Frost or floods	30,807	3,387	1,073	*	618	*	*	459
Locust	9,189	*	*	*	*	*	-	*
Shortage of rain	2,843	*	*	*	*	-	-	-
Too much rain	109,680	6,930	1,799	*	891	*	50	912
Wild animals	2,431	*	*	*	*	-	-	*
Birds	30,170	4,602	861	*	*	*	*	844

Hailstone	*	*	*	-	-	-	-	-
Pests	10,658	1,056	262	*	*	-	*	*
Weeds	26,806	2,049	687	*	232	-	*	*
Others	85,810	11,482	3,456	*	1,534	*	274	1,335

Table 3.4.3 Number of Holders reporting Damaged Crop Area in Hectare by Category of Crops and Cause of Damage

Illubabor

Cause of damage	Damaged crop area by crop category (HA)							
	Holders	All crops	Cereals	Pulses	Oilseeds	Vegetables	Root crops	Permanent
All damage	243,167	42,258	12,115	2,694	460	746	*	16,186
Crop disease	*	*	*	-	-	*	-	-
Frost or floods	59,635	4,966	1,633	626	*	*	*	1,136
Locust	14,286	1,841	*	-	-	-	-	625
Shortage of rain	12,895	*	*	*	*	-	*	*
Too much rain	154,237	14,307	2,990	511	*	195	*	6,814
Wild animals	6,365	*	*	*	*	-	-	*
Birds	23,486	1,788	390	*	*	*	*	565
Hailstone	6,633	*	*	*	-	*	-	*
Pests	9,256	858	155	*	*	*	-	*
Weeds	31,929	2,623	962	*	*	*	*	732
Others	109,542	13,141	4,195	740	*	*	*	4,996

Table 3.4.4 Number of Holders reporting Damaged Crop Area in Hectare by Category of Crops and Cause of Damage

Jimma

Cause of damage	Damaged crop area by crop category (HA)							
	Holders	All crops	Cereals	Pulses	Oilseeds	Vegetables	Root crops	Permanent
All damage	357,421	52,326	16,454	1,013	2,838	*	*	14,859
Crop disease	-	-	-	-	-	-	-	-
Frost or floods	122,257	9,171	3,823	*	*	*	*	1,897
Locust	33,169	*	*	*	*	-	*	*
Shortage of rain	*	*	*	*	-	-	-	*
Too much rain	206,434	16,921	4,331	*	*	*	*	6,610
Wild animals	8,221	*	*	-	*	-	-	*
Birds	55,393	3,734	*	*	*	*	*	926
Hailstone	29,891	3,062	*	-	*	*	-	1,139
Pests	15,157	*	*	*	*	-	-	*
Weeds	45,318	2,142	438	*	*	*	*	612
Others	126,149	11,059	2,703	265	*	*	*	2,977

Table 3.4.5 Number of Holders reporting Damaged Crop Area in Hectare by Category of Crops and Cause of Damage

West Shewa

Cause of damage	Damaged crop area by crop category (HA)							
	Holders	All crops	Cereals	Pulses	Oilseeds	Vegetables	Root crops	Permanent
All damage	261,156	49,017	23,088	3,429	2,952	*	*	1,341
Crop disease	*	*	*	*	-	-	-	-
Frost or floods	69,255	10,597	4,792	*	*	*	*	*
Locust	20,765	*	*	*	-	-	*	-
Shortage of rain	19,022	1,122	537	*	*	-	*	*
Too much rain	110,852	7,476	3,024	391	*	*	*	*

Wild animals	9,852	553	*	*	*	*	*	*
Birds	26,058	1,991	1,292	*	*	*	*	*
Hailstone	35,612	3,860	2,216	*	*	-	*	*
Pests	18,068	1,841	1,129	*	*	-	-	*
Weeds	57,312	3,532	*	*	*	*	-	*
Others	112,584	14,874	6,621	*	848	*	*	455

Table 3.4.6 Number of Holders reporting Damaged Crop Area in Hectare by Category of Crops and Cause of Damage

North Shewa

Cause of damage	Damaged crop area by crop category (HA)							
	Holders	All crops	Cereals	Pulses	Oilseeds	Vegetables	Root crops	Permanent
All damage	168,729	32,533	15,432	4,133	*	*	674	*
Crop disease	-	-	-	-	-	-	-	-
Frost or floods	24,205	2,460	841	354	-	-	*	*
Locust	23,099	*	*	*	*	-	*	-
Shortage of rain	9,948	849	*	*	*	-	*	-
Too much rain	40,834	3,265	1,234	751	-	-	*	-
Wild animals	3,359	*	*	*	-	-	-	-
Birds	44,223	6,733	3,658	607	*	*	*	*
Hailstone	32,037	3,913	2,369	312	*	*	*	*
Pests	6,186	639	*	*	-	-	*	-
Weeds	17,020	1,351	556	*	*	*	-	*
Others	59,670	6,872	1,702	1,057	*	-	*	*

Table 3.4.7 Number of Holders reporting Damaged Crop Area in Hectare by Category of Crops and Cause of Damage

East Shewa

Cause of damage	Damaged crop area by crop category (HA)							
	Holders	All crops	Cereals	Pulses	Oilseeds	Vegetables	Root crops	Permanent
All damage	163,028	49,323	30,210	7,411	*	*	*	*
Crop disease	*	*	-	*	-	-	-	-
Frost or floods	17,305	2,165	1,252	*	-	-	-	*
Locust	9,754	1,712	*	*	-	-	-	-
Shortage of rain	2,542	128	*	*	-	*	-	-
Too much rain	26,264	2,430	1,204	*	-	*	*	*
Wild animals	*	*	*	*	-	-	-	-
Birds	30,464	4,006	3,142	696	*	*	*	-
Hailstone	78,955	30,218	18,147	*	*	*	*	*
Pests	14,597	2,453	1,671	*	-	-	-	*
Weeds	17,048	2,627	1,761	*	-	*	*	*
Others	32,829	3,542	*	805	*	*	*	*

Table 3.4.8 Number of Holders reporting Damaged Crop Area in Hectare by Category of Crops and Cause of Damage

Arsi

Cause of damage	Damaged crop area by crop category (HA)							
	Holders	All crops	Cereals	Pulses	Oilseeds	Vegetables	Root crops	Permanent
All damage	355,010	140,664	100,518	12,203	4,110	762	1,424	1,556
Crop disease	-	-	-	-	-	-	-	-
Frost or floods	107,680	18,250	9,696	1,924	*	*	*	*
Locust	*	*	*	-	-	-	-	*
Shortage of rain	*	*	*	*	-	-	-	*
Too much rain	65,958	6,695	4,679	952	*	*	*	*

Wild animals	*	*	*	*	-	-	-	-
Birds	35,723	3,101	1,418	*	*	*	*	*
Hailstone	172,972	*	*	5,753	*	*	393	423
Pests	16,808	*	812	*	-	-	*	-
Weeds	84,111	14,620	6,771	*	*	*	*	*
Others	55,362	3,857	2,019	351	-	*	*	*

Table 3.4.9 Number of Holders reporting Damaged Crop Area in Hectare by Category of Crops and Cause of Damage
West Harerge

Cause of damage	Damaged crop area by crop category (HA)							
	Holders	All crops	Cereals	Pulses	Oilseeds	Vegetables	Root crops	Permanent
All damage	296,373	69,334	16,700	6,649	3,286	*	2,009	7,445
Crop disease	-	-	-	-	-	-	-	-
Frost or floods	28,007	1,306	*	153	-	-	*	334
Locust	11,224	*	*	-	*	-	*	*
Shortage of rain	*	*	*	*	-	-	-	*
Too much rain	138,657	7,384	1,398	525	458	*	*	1,203
Wild animals	5,850	180	*	*	-	*	-	*
Birds	25,420	*	*	*	*	*	*	*
Hailstone	212,198	50,106	13,195	5,057	*	*	*	3,563
Pests	6,114	231	*	*	*	-	*	*
Weeds	61,051	4,664	*	354	*	*	*	751
Others	31,572	1,692	276	*	*	-	123	349

Table 3.4.10 Number of Holders reporting Damaged Crop Area in Hectare by Category of Crops and Cause of Damage
East Harerge

Cause of damage	Damaged crop area by crop category (HA)							
	Holders	All crops	Cereals	Pulses	Oilseeds	Vegetables	Root crops	Permanent
All damage	375,787	41,773	14,375	881	3,073	*	3,188	9,470
Crop disease	*	*	-	-	-	-	*	-
Frost or floods	47,768	1,254	542	*	*	-	*	467
Locust	18,941	757	*	*	-	-	*	*
Shortage of rain	*	*	-	-	*	-	*	*
Too much rain	111,119	4,597	1,538	*	*	*	377	1,134
Wild animals	*	*	*	-	*	-	-	-
Birds	41,670	4,742	1,015	*	*	-	*	1,150
Hailstone	237,315	23,813	9,393	457	*	*	*	4,617
Pests	11,100	*	*	*	-	-	*	*
Weeds	60,027	2,300	483	*	*	-	*	485
Others	61,239	3,088	1,063	*	*	-	*	642

Table 3.4.11 Number of Holders reporting Damaged Crop Area in Hectare by Category of Crops and Cause of Damage
Bale

Cause of damage	Damaged crop area by crop category (HA)							
	Holders	All crops	Cereals	Pulses	Oilseeds	Vegetables	Root crops	Permanent
All damage	144,485	36,631	10,296	814	*	*	*	5,610
Crop disease	*	*	*	-	*	-	-	*
Frost or floods	44,099	10,520	3,098	389	*	*	*	*
Locust	*	*	*	-	-	-	-	-
Shortage of rain	*	*	*	-	-	-	-	*
Too much rain	22,638	4,071	1,709	*	*	*	-	*

Wild animals	*	*	*	-	-	-	-	-
Birds	42,573	7,765	2,071	*	*	-	*	*
Hailstone	26,598	*	1,109	*	*	-	-	*
Pests	2,744	*	*	-	-	-	-	-
Weeds	28,004	4,654	1,112	*	*	-	-	1,482
Others	18,040	2,179	697	*	*	*	-	*

Table 3.4.12 Number of Holders reporting Damaged Crop Area in Hectare by Category of Crops and Cause of Damage

Borena

Cause of damage	Damaged crop area by crop category (HA)							
	Holders	All crops	Cereals	Pulses	Oilseeds	Vegetables	Root crops	Permanent
All damage	74,148	7,806	1,587	996	-	244	173	2,154
Crop disease	-	-	-	-	-	-	-	-
Frost or floods	5,061	*	*	*	-	*	-	*
Locust	-	-	-	-	-	-	-	-
Shortage of rain	*	*	*	-	-	-	-	-
Too much rain	30,262	1,608	199	*	-	77	*	696
Wild animals	-	-	-	-	-	-	-	-
Birds	3,346	*	*	*	-	-	-	*
Hailstone	33,284	4,569	*	*	-	*	*	*
Pests	*	*	-	-	-	*	-	*
Weeds	7,621	*	*	*	-	*	-	*
Others	4,400	*	*	*	-	*	-	*

Table 3.4.13 Number of Holders reporting Damaged Crop Area in Hectare by Category of Crops and Cause of Damage

South West Shewa

Cause of damage	Damaged crop area by crop category (HA)							
	Holders	All crops	Cereals	Pulses	Oilseeds	Vegetables	Root crops	Permanent
All damage	181,887	15,462	6,716	3,590	*	*	*	504
Crop disease	-	-	-	-	-	-	-	-
Frost or floods	43,647	2,761	918	320	*	-	*	192
Locust	28,729	*	562	*	-	-	*	*
Shortage of rain	8,133	*	*	*	-	-	-	*
Too much rain	56,477	1,460	1,039	*	*	-	-	*
Wild animals	4,190	33	*	*	-	-	-	-
Birds	17,521	1,503	644	*	*	*	-	*
Hailstone	30,782	1,039	370	*	-	-	*	-
Pests	*	*	*	*	-	-	-	-
Weeds	23,761	485	196	*	-	-	*	*
Others	78,275	3,075	1,484	768	*	*	-	*

Table 3.4.14 Number of Holders reporting Damaged Crop Area in Hectare by Category of Crops and Cause of Damage

Guji

Cause of damage	Damaged crop area by crop category (HA)							
	Holders	All crops	Cereals	Pulses	Oilseeds	Vegetables	Root crops	Permanent
All damage	110,336	13,151	3,129	2,513	-	880	145	3,596
Crop disease	-	-	-	-	-	-	-	-
Frost or floods	12,351	1,068	319	*	-	*	*	234
Locust	*	*	*	*	-	*	-	*
Shortage of rain	*	*	*	*	-	-	-	-
Too much rain	62,667	3,838	1,122	174	-	164	*	1,224

Wild animals	*	*	*	-	-	-	-	*
Birds	18,268	*	*	*	-	*	*	*
Hailstone	5,575	550	*	*	-	*	-	*
Pests	*	*	-	-	-	-	-	*
Weeds	29,372	*	*	*	-	*	*	382
Others	17,560	1,402	*	*	-	*	-	290

Table 3.4.15 Number of Holders reporting Damaged Crop Area in Hectare by Category of Crops and Cause of Damage

Kelem

Cause of damage	Damaged crop area by crop category (HA)							
	Holders	All crops	Cereals	Pulses	Oilseeds	Vegetables	Root crops	Permanent
All damage	132,204	19,592	5,967	1,460	553	*	*	7,306
Crop disease	*	*	-	-	-	-	-	*
Frost or floods	39,705	3,334	1,264	203	*	*	*	1,049
Locust	*	*	*	*	-	*	-	*
Shortage of rain	15,263	598	194	*	*	-	*	*
Too much rain	76,754	5,686	1,426	304	*	*	*	2,136
Wild animals	6,134	*	*	*	*	*	-	*
Birds	10,199	532	224	*	-	*	-	*
Hailstone	1,712	*	*	*	-	-	-	*
Pests	14,241	880	380	*	-	*	-	229
Weeds	24,398	*	409	*	*	*	*	*
Others	53,737	5,523	1,852	484	*	37	*	2,278

Table 3.4.16 Number of Holders reporting Damaged Crop Area in Hectare by Category of Crops and Cause of Damage

Horoguduru

Cause of damage	Damaged crop area by crop category (HA)							
	Holders	All crops	Cereals	Pulses	Oilseeds	Vegetables	Root crops	Permanent
All damage	58,490	7,913	2,701	*	756	*	*	*
Crop disease	-	-	-	-	-	-	-	-
Frost or floods	7,293	955	*	*	*	*	-	*
Locust	*	*	*	-	*	-	-	-
Shortage of rain	*	*	-	*	-	-	-	-
Too much rain	23,015	657	279	*	110	*	-	*
Wild animals	*	*	-	-	*	-	-	-
Birds	*	*	160	-	*	-	-	-
Hailstone	-	-	-	-	-	-	-	-
Pests	7,082	*	*	*	*	-	*	*
Weeds	23,632	*	*	*	*	*	-	*
Others	22,634	3,368	*	*	*	-	*	*

Table 3.4.117 Number of Holders reporting Damaged Crop Area in Hectare by Category of Crops and Cause of Damage

West Arsi

Cause of damage	Damaged crop area by crop category (HA)							
	Holders	All crops	Cereals	Pulses	Oilseeds	Vegetables	Root crops	Permanent
All damage	244,614	33,687	16,803	4,520	*	*	*	*
Crop disease	-	-	-	-	-	-	-	-
Frost or floods	61,370	7,658	3,941	*	-	*	*	*
Locust	9,941	*	*	*	-	-	-	*
Shortage of rain	2,658	*	*	*	-	-	-	-
Too much rain	81,360	*	1,870	*	*	*	*	*
Wild animals	2,461	*	*	*	-	-	-	-

Birds	29,612	1,924	495	*	*	-	*	*
Hailstone	48,694	9,460	*	491	-	*	*	*
Pests	*	946	623	-	-	-	*	*
Weeds	23,610	641	*	*	-	-	*	*
Others	55,996	3,414	2,222	*	*	*	*	*

Table 3.5 Number of Holders reporting Damaged Crop Area in Hectare by Category of Crops and Cause of Damage
Somalie

Cause of damage	Damaged crop area by crop category (HA)							
	Holders	All crops	Cereals	Pulses	Oilseeds	Vegetables	Root crops	Permanent
All damage	50,730	10,666	3,453	*	*	*	*	760
Crop disease	-	-	-	-	-	-	-	-
Frost or floods	*	*	*	-	-	-	-	-
Locust	-	-	-	-	-	-	-	-
Shortage of rain	*	*	*	-	-	-	-	*
Too much rain	2,457	101	*	*	-	-	*	*
Wild animals	*	*	-	-	-	-	-	-
Birds	15,715	3,339	1,196	*	-	-	-	*
Hailstone	23,454	5,676	*	*	-	*	*	*
Pests	*	*	-	*	-	-	-	-
Weeds	6,719	552	143	*	-	*	*	*
Others	5,593	796	*	-	*	*	-	*

Table 3.5.1 Number of Holders reporting Damaged Crop Area in Hectare by Category of Crops and Cause of Damage
Shinele

Cause of damage	Damaged crop area by crop category (HA)							
	Holders	All crops	Cereals	Pulses	Oilseeds	Vegetables	Root crops	Permanent
All damage	4,527	582	95	*	-	-	*	*
Crop disease	-	-	-	-	-	-	-	-
Frost or floods	*	*	*	-	-	-	-	-
Locust	-	-	-	-	-	-	-	-
Shortage of rain	*	*	*	-	-	-	-	*
Too much rain	1,435	*	*	*	-	-	*	*
Wild animals	-	-	-	-	-	-	-	-
Birds	*	*	*	-	-	-	-	-
Hailstone	2,242	249	*	*	-	-	*	*
Pests	-	-	-	-	-	-	-	-
Weeds	2,193	223	*	*	-	-	*	*
Others	*	13	*	-	-	-	-	-

Table 3.5.2 Number of Holders reporting Damaged Crop Area in Hectare by Category of Crops and Cause of Damage
Jijiga

Cause of damage	Damaged crop area by crop category (HA)							
	Holders	All crops	Cereals	Pulses	Oilseeds	Vegetables	Root crops	Permanent
All damage	31,634	7,310	2,317	*	*	*	*	*
Crop disease	-	-	-	-	-	-	-	-
Frost or floods	*	*	-	-	-	-	-	-
Locust	-	-	-	-	-	-	-	-
Shortage of rain	*	*	*	-	-	-	-	-
Too much rain	*	*	-	*	-	-	-	-
Wild animals	*	*	-	-	-	-	-	-

Birds	11,372	2,948	1,050	*	-	-	-	*
Hailstone	13,261	3,405	*	-	-	*	*	*
Pests	*	*	-	*	-	-	-	-
Weeds	3,276	139	*	-	-	*	*	-
Others	4,934	750	*	-	*	*	-	*

Table 3.5.3 Number of Holders reporting Damaged Crop Area in Hectare by Category of Crops and Cause of Damage
Liben

Cause of damage	Damaged crop area by crop category (HA)							
	Holders	All crops	Cereals	Pulses	Oilseeds	Vegetables	Root crops	Permanent
All damage	14,569	2,774	*	*	-	*	-	*
Crop disease	-	-	-	-	-	-	-	-
Frost or floods	-	-	-	-	-	-	-	-
Locust	-	-	-	-	-	-	-	-
Shortage of rain	-	-	-	-	-	-	-	-
Too much rain	*	*	*	*	-	-	-	-
Wild animals	-	-	-	-	-	-	-	-
Birds	*	*	*	-	-	-	-	*
Hailstone	7,950	*	*	*	-	*	-	*
Pests	*	*	-	*	-	-	-	-
Weeds	*	*	*	-	-	-	-	*
Others	*	*	*	-	-	-	-	*

Table 3.6 Number of Holders reporting Damaged Crop Area in Hectare by Category of Crops and Cause of Damage
Benishangul – Gumuz Region

Cause of damage	Damaged crop area by crop category (HA)							
	Holders	All crops	Cereals	Pulses	Oilseeds	Vegetables	Root crops	Permanent
All damage	152,496	22,530	7,073	1,003	5,292	868	469	2,529
Crop disease	-	-	-	-	-	-	-	-
Frost or floods	33,855	2,421	626	*	551	*	*	254
Locust	6,202	637	*	*	*	*	*	*
Shortage of rain	7,632	312	*	*	*	*	*	*
Too much rain	52,219	3,153	1,082	158	637	*	*	290
Wild animals	3,162	*	*	*	*	-	*	*
Birds	48,832	6,387	2,092	294	1,444	*	116	801
Hailstone	7,215	243	96	*	*	-	-	*
Pests	2,938	121	*	*	38	*	-	*
Weeds	40,053	4,112	1,103	224	1,391	*	*	*
Others	53,504	4,913	1,745	*	966	306	98	509

Table 3.6.1 Number of Holders reporting Damaged Crop Area in Hectare by Category of Crops and Cause of Damage
Metekel

Cause of damage	Damaged crop area by crop category (HA)							
	Holders	All crops	Cereals	Pulses	Oilseeds	Vegetables	Root crops	Permanent
All damage	61,460	12,757	4,761	628	2,391	568	169	1,455
Crop disease	-	-	-	-	-	-	-	-
Frost or floods	14,423	1,369	337	*	240	*	*	*
Locust	2,463	*	*	*	*	*	*	*
Shortage of rain	6,427	288	*	*	*	*	*	*
Too much rain	19,492	1,319	*	*	*	*	*	*
Wild animals	1,607	*	*	*	*	-	-	*

Birds	18,644	3,781	1,501	210	553	*	*	*
Hailstone	1,990	79	*	-	*	-	-	*
Pests	1,310	49	*	*	*	*	-	*
Weeds	12,551	1,980	519	*	*	*	*	*
Others	25,149	3,486	1,415	*	*	238	*	309

Table 3.6.2 Number of Holders reporting Damaged Crop Area in Hectare by Category of Crops and Cause of Damage
Asosa

Cause of damage	Damaged crop area by crop category (HA)							
	Holders	All crops	Cereals	Pulses	Oilseeds	Vegetables	Root crops	Permanent
All damage	69,950	5,630	1,486	121	1,459	*	186	709
Crop disease	-	-	-	-	-	-	-	-
Frost or floods	14,910	682	231	*	234	*	*	54
Locust	*	*	*	*	*	-	*	*
Shortage of rain	*	*	-	*	*	-	*	*
Too much rain	23,608	961	*	*	349	*	*	*
Wild animals	*	*	-	*	*	-	-	*
Birds	23,534	1,809	481	*	*	-	*	293
Hailstone	*	*	*	-	*	-	-	-
Pests	1,315	*	*	-	*	*	-	*
Weeds	20,383	1,054	376	*	182	-	*	*
Others	22,186	819	146	*	*	*	*	*

Table 3.6.3 Number of Holders reporting Damaged Crop Area in Hectare by Category of Crops and Cause of Damage
Kemashi

Cause of damage	Damaged crop area by crop category (HA)							
	Holders	All crops	Cereals	Pulses	Oilseeds	Vegetables	Root crops	Permanent
All damage	12,204	3,386	685	*	1,308	*	102	266
Crop disease	-	-	-	-	-	-	-	-
Frost or floods	1,931	229	*	*	51	-	*	14
Locust	470	*	*	*	*	-	-	*
Shortage of rain	*	*	*	-	*	-	-	-
Too much rain	4,813	609	201	*	157	*	*	*
Wild animals	*	*	*	-	*	-	-	*
Birds	4,082	698	105	*	335	*	*	*
Hailstone	*	*	-	-	*	-	-	-
Pests	*	*	*	*	*	-	-	-
Weeds	4,302	936	181	*	*	*	*	*
Others	4,510	553	162	*	180	*	*	*

Table 3.6.4 Number of Holders reporting Damaged Crop Area in Hectare by Category of Crops and Cause of Damage
Mao Komo Zone

Cause of damage	Damaged crop area by crop category (HA)							
	Holders	All crops	Cereals	Pulses	Oilseeds	Vegetables	Root crops	Permanent
All damage	8,882	756	140	61	134	*	*	98
Crop disease	-	-	-	-	-	-	-	-
Frost or floods	2,591	141	32	*	25	-	*	*
Locust	661	26	*	*	*	-	*	*
Shortage of rain	*	*	*	-	-	*	-	*
Too much rain	4,306	264	42	*	*	*	*	29
Wild animals	322	*	*	*	*	-	*	-
Birds	2,573	99	6	*	*	*	*	18

Hailstone	*	*	*	*	-	-	-	*
Pests	*	*	-	*	*	-	-	*
Weeds	2,816	141	27	*	28	-	*	*
Others	1,659	54	23	*	9	-	*	*

Table 3.7 Number of Holders reporting Damaged Crop Area in Hectare by Category of Crops and Cause of Damage
S.N.N.P. Region

Cause of damage	Damaged crop area by crop category (HA)							
	Holders	All crops	Cereals	Pulses	Oilseeds	Vegetables	Root crops	Permanent
All damage	2,136,582	131,996	40,650	12,262	2,146	2,247	4,826	23,547
Crop disease	*	*	*	*	-	-	*	-
Frost or floods	778,413	32,346	9,938	4,275	*	731	1,619	4,942
Locust	93,410	3,671	*	105	-	*	*	*
Shortage of rain	90,595	1,357	254	58	*	*	72	274
Too much rain	1,015,579	24,041	4,967	1,410	57	456	645	9,277
Wild animals	43,502	862	*	87	*	*	*	105
Birds	236,421	10,627	2,965	951	*	185	359	1,522
Hailstone	232,698	24,029	10,034	*	*	170	197	1,024
Pests	83,370	8,275	3,187	*	*	70	314	637
Weeds	203,476	5,486	1,336	325	*	*	63	*
Others	524,753	21,279	6,787	1,897	*	440	999	3,342

Table 3.7.1 Number of Holders reporting Damaged Crop Area in Hectare by Category of Crops and Cause of Damage
Gurage

Cause of damage	Damaged crop area by crop category (HA)							
	Holders	All crops	Cereals	Pulses	Oilseeds	Vegetables	Root crops	Permanent
All damage	100,444	10,866	4,484	*	*	144	*	307
Crop disease	*	*	-	-	-	-	-	-
Frost or floods	32,018	1,576	565	*	-	*	-	*
Locust	*	*	*	-	-	-	-	*
Shortage of rain	3,692	*	*	-	-	-	-	*
Too much rain	47,054	889	223	*	*	*	-	119
Wild animals	*	*	-	-	-	-	-	*
Birds	12,082	262	*	*	-	*	-	*
Hailstone	15,288	*	*	*	*	*	-	-
Pests	1,620	*	*	-	-	*	-	*
Weeds	13,094	153	*	*	-	*	*	14
Others	22,932	636	319	-	-	*	*	*

Table 3.7.2 Number of Holders reporting Damaged Crop Area in Hectare by Category of Crops and Cause of Damage
Hadiya

Cause of damage	Damaged crop area by crop category (HA)							
	Holders	All crops	Cereals	Pulses	Oilseeds	Vegetables	Root crops	Permanent
All damage	168,575	13,780	5,887	*	*	*	*	696
Crop disease	*	*	*	-	-	-	-	-
Frost or floods	50,649	2,003	926	59	*	-	-	*
Locust	*	*	*	-	-	-	*	*
Shortage of rain	*	*	*	-	-	-	*	*
Too much rain	80,930	2,427	1,157	*	*	*	*	*
Wild animals	*	*	*	*	-	-	-	*
Birds	26,983	*	*	*	-	-	-	*

Hailstone	*	*	*	-	-	-	*	*
Pests	4,689	*	*	-	-	-	-	-
Weeds	16,070	198	102	*	-	-	-	*
Others	56,253	*	1,471	*	-	*	*	*

Table 3.7.3 Number of Holders reporting Damaged Crop Area in Hectare by Category of Crops and Cause of Damage
Kembata - Tembaro

Cause of damage	Damaged crop area by crop category (HA)							
	Holders	All crops	Cereals	Pulses	Oilseeds	Vegetables	Root crops	Permanent
All damage	525,422	10,513	*	267	-	*	*	5,354
Crop disease	*	*	-	*	-	-	-	-
Frost or floods	175,653	3,564	*	*	-	*	*	1,640
Locust	*	*	-	*	-	-	*	*
Shortage of rain	-	-	-	-	-	-	-	-
Too much rain	246,833	3,203	294	148	-	*	*	1,715
Wild animals	8,766	*	-	-	-	-	-	*
Birds	*	*	-	-	-	-	-	*
Hailstone	10,145	*	-	-	-	-	*	*
Pests	*	*	-	-	-	-	-	*
Weeds	46,734	304	*	-	-	*	-	241
Others	86,441	1,330	*	*	-	*	*	*

Table 3.7.4 Number of Holders reporting Damaged Crop Area in Hectare by Category of Crops and Cause of Damage
Sidama

Cause of damage	Damaged crop area by crop category (HA)							
	Holders	All crops	Cereals	Pulses	Oilseeds	Vegetables	Root crops	Permanent
All damage	525,422	10,513	*	267	-	*	*	5,354
Crop disease	*	*	-	*	-	-	-	-
Frost or floods	175,653	3,564	*	*	-	*	*	1,640
Locust	*	*	-	*	-	-	*	*
Shortage of rain	-	-	-	-	-	-	-	-
Too much rain	246,833	3,203	294	148	-	*	*	1,715
Wild animals	8,766	*	-	-	-	-	-	*
Birds	*	*	-	-	-	-	-	*
Hailstone	10,145	*	-	-	-	-	*	*
Pests	*	*	-	-	-	-	-	*
Weeds	46,734	304	*	-	-	*	-	241
Others	86,441	1,330	*	*	-	*	*	*

Table 3.7.5 Number of Holders reporting Damaged Crop Area in Hectare by Category of Crops and Cause of Damage
Gedio

Cause of damage	Damaged crop area by crop category (HA)							
	Holders	All crops	Cereals	Pulses	Oilseeds	Vegetables	Root crops	Permanent
All damage	140,765	7,090	*	*	-	*	*	5,064
Crop disease	-	-	-	-	-	-	-	-
Frost or floods	6,303	108	*	*	-	*	*	*
Locust	*	*	-	-	-	-	-	*
Shortage of rain	*	*	-	-	-	-	-	*
Too much rain	115,080	4,628	*	*	-	*	*	3,947
Wild animals	-	-	-	-	-	-	-	-
Birds	2,142	*	-	-	-	-	*	*

Hailstone	*	*	*	*	-	-	-	*
Pests	*	*	*	-	-	-	-	*
Weeds	18,061	*	*	-	-	*	*	*
Others	24,674	742	*	*	-	*	*	*

Table 3.7.6 Number of Holders reporting Damaged Crop Area in Hectare by Category of Crops and Cause of Damage
Wolayita

Cause of damage	Damaged crop area by crop category (HA)							
	Holders	All crops	Cereals	Pulses	Oilseeds	Vegetables	Root crops	Permanent
All damage	248,400	10,067	1,257	1,311	-	*	1,131	915
Crop disease	-	-	-	-	-	-	-	-
Frost or floods	142,383	3,873	546	504	-	*	483	351
Locust	*	*	*	*	-	*	*	*
Shortage of rain	38,511	*	*	*	-	*	14	*
Too much rain	95,186	1,330	192	157	-	*	74	118
Wild animals	*	*	-	*	-	*	-	*
Birds	31,295	1,003	*	*	-	*	*	*
Hailstone	30,640	*	*	*	-	*	*	*
Pests	14,393	304	*	*	-	-	*	*
Weeds	10,510	133	*	*	-	*	*	*
Others	65,539	1,734	*	284	-	*	274	*

Table 3.7.7 Number of Holders reporting Damaged Crop Area in Hectare by Category of Crops and Cause of Damage
South Omo

Cause of damage	Damaged crop area by crop category (HA)							
	Holders	All crops	Cereals	Pulses	Oilseeds	Vegetables	Root crops	Permanent
All damage	72,430	9,628	3,426	1,623	*	*	157	295
Crop disease	*	*	*	-	-	-	-	-
Frost or floods	28,746	1,826	573	*	*	-	*	99
Locust	*	*	*	-	-	-	-	-
Shortage of rain	-	-	-	-	-	-	-	-
Too much rain	21,665	411	*	69	*	*	*	34
Wild animals	*	*	*	-	-	-	-	-
Birds	7,060	*	*	*	*	-	*	*
Hailstone	13,123	*	496	*	*	-	-	*
Pests	15,951	*	*	*	*	-	*	*
Weeds	6,286	*	*	-	*	-	*	*
Others	10,199	346	89	*	*	-	*	*

Table 3.7.8 Number of Holders reporting Damaged Crop Area in Hectare by Category of Crops and Cause of Damage
Sheka

Cause of damage	Damaged crop area by crop category (HA)							
	Holders	All crops	Cereals	Pulses	Oilseeds	Vegetables	Root crops	Permanent
All damage	34,302	2,646	276	*	-	*	*	1,209
Crop disease	-	-	-	-	-	-	-	-
Frost or floods	11,556	557	*	*	-	*	*	185
Locust	*	*	-	-	-	-	-	-
Shortage of rain	*	*	-	-	-	-	-	*
Too much rain	20,275	1,233	*	*	-	*	*	681
Wild animals	845	*	*	*	-	-	-	*

Birds	5,949	243	*	*	-	*	*	81
Hailstone	*	*	-	-	-	-	-	*
Pests	741	*	-	-	-	*	*	*
Weeds	1,725	*	*	*	-	-	-	*
Others	7,754	457	*	*	-	*	*	*

Table 3.7.9 Number of Holders reporting Damaged Crop Area in Hectare by Category of Crops and Cause of Damage
Keffa

Cause of damage	Damaged crop area by crop category (HA)							
	Holders	All crops	Cereals	Pulses	Oilseeds	Vegetables	Root crops	Permanent
All damage	170,299	21,271	7,048	3,165	*	330	366	3,228
Crop disease	-	-	-	-	-	-	-	-
Frost or floods	96,602	8,474	2,895	1,558	*	*	110	1,094
Locust	3,069	*	*	*	-	-	*	*
Shortage of rain	*	*	*	*	-	-	-	*
Too much rain	104,965	4,124	1,227	516	*	*	67	907
Wild animals	*	*	*	*	-	-	-	*
Birds	34,366	1,395	348	148	*	*	*	163
Hailstone	14,855	1,683	*	*	-	*	*	*
Pests	5,619	309	*	*	-	*	*	*
Weeds	18,620	488	149	*	-	-	*	*
Others	61,283	4,607	1,246	734	*	*	*	799

Table 3.7.10 Number of Holders reporting Damaged Crop Area in Hectare by Category of Crops and Cause of Damage
Gamo Gofa

Cause of damage	Damaged crop area by crop category (HA)							
	Holders	All crops	Cereals	Pulses	Oilseeds	Vegetables	Root crops	Permanent
All damage	198,841	16,468	5,644	843	*	*	1,240	1,704
Crop disease	-	-	-	-	-	-	-	-
Frost or floods	96,059	4,966	1,564	*	*	*	*	643
Locust	*	*	-	-	-	-	*	*
Shortage of rain	*	*	-	*	-	-	-	-
Too much rain	69,367	1,086	437	100	*	-	31	97
Wild animals	4,161	61	*	*	-	-	*	*
Birds	28,222	1,318	383	*	*	*	*	*
Hailstone	52,334	5,359	1,975	*	*	*	*	*
Pests	9,876	668	*	*	-	-	*	*
Weeds	23,551	274	*	*	*	*	*	*
Others	50,641	2,719	1,064	*	-	*	*	*

Table 3.7.11 Number of Holders reporting Damaged Crop Area in Hectare by Category of Crops and Cause of Damage
Bench - Maji

Cause of damage	Damaged crop area by crop category (HA)							
	Holders	All crops	Cereals	Pulses	Oilseeds	Vegetables	Root crops	Permanent
All damage	72,554	3,158	808	297	*	93	204	918
Crop disease	-	-	-	-	-	-	-	-
Frost or floods	11,748	400	138	*	-	*	*	*
Locust	-	-	-	-	-	-	-	-
Shortage of rain	*	*	*	-	-	-	-	-
Too much rain	50,129	1,237	208	86	-	31	75	594
Wild animals	1,171	35	*	-	*	*	-	*

Birds	13,656	417	187	*	*	*	*	64
Hailstone	2,634	70	*	-	*	-	-	*
Pests	2,237	141	*	*	-	-	*	*
Weeds	2,748	*	*	*	-	*	*	*
Others	19,412	670	204	111	-	*	*	101

Table 3.7.12 Number of Holders reporting Damaged Crop Area in Hectare by Category of Crops and Cause of Damage
Yem Special Wereda

Cause of damage	Damaged crop area by crop category (HA)							
	Holders	All crops	Cereals	Pulses	Oilseeds	Vegetables	Root crops	Permanent
All damage	14,743	866	563	80	*	*	*	17
Crop disease	-	-	-	-	-	-	-	-
Frost or floods	2,580	136	95	15	*	-	*	*
Locust	*	*	*	*	-	*	-	*
Shortage of rain	*	*	*	-	-	-	-	-
Too much rain	9,476	241	167	13	*	*	*	6
Wild animals	697	18	12	*	-	-	-	*
Birds	1,506	18	13	*	-	-	-	*
Hailstone	*	*	*	*	-	-	-	-
Pests	886	75	*	*	-	-	*	-
Weeds	1,675	36	35	*	-	-	*	*
Others	5,399	249	148	*	*	*	*	*

Table 3.7.13 Number of Holders reporting Damaged Crop Area in Hectare by Category of Crops and Cause of Damage
Segen Peoples

Cause of damage	Damaged crop area by crop category (HA)							
	Holders	All crops	Cereals	Pulses	Oilseeds	Vegetables	Root crops	Permanent
All damage	56,699	6,994	2,629	586	*	-	*	*
Crop disease	-	-	-	-	-	-	-	-
Frost or floods	8,567	592	191	*	*	-	-	*
Locust	-	-	-	-	-	-	-	-
Shortage of rain	*	*	*	-	-	-	-	*
Too much rain	12,908	438	83	*	*	-	*	*
Wild animals	*	*	*	*	*	-	-	-
Birds	4,422	180	*	*	-	-	-	*
Hailstone	19,804	2,302	1,272	*	*	-	*	*
Pests	3,875	*	*	*	-	-	-	*
Weeds	18,578	*	*	151	*	-	-	*
Others	9,890	543	239	*	-	-	-	*

Table 3.7.14 Number of Holders reporting Damaged Crop Area in Hectare by Category of Crops and Cause of Damage
Dawro

Cause of damage	Damaged crop area by crop category (HA)							
	Holders	All crops	Cereals	Pulses	Oilseeds	Vegetables	Root crops	Permanent
All damage	80,165	5,231	1,441	634	*	236	*	934
Crop disease	-	-	-	-	-	-	-	-
Frost or floods	35,477	1,816	543	261	-	*	*	365
Locust	*	*	*	*	-	*	*	*
Shortage of rain	6,273	*	*	*	-	*	*	*
Too much rain	53,999	1,112	182	94	*	60	81	207
Wild animals	*	*	*	-	-	-	-	*
Birds	11,379	*	118	*	-	*	*	*

Hailstone	6,589	424	*	*	-	*	*	*
Pests	3,101	126	*	*	*	*	*	*
Weeds	4,145	132	*	-	-	*	-	*
Others	23,108	926	*	60	*	*	*	*

Table 3.7.15 Number of Holders reporting Damaged Crop Area in Hectare by Category of Crops and Cause of Damage
Basketo Special Wereda

Cause of damage	Damaged crop area by crop category (HA)							
	Holders	All crops	Cereals	Pulses	Oilseeds	Vegetables	Root crops	Permanent
All damage	13,402	777	207	37	*	*	64	103
Crop disease	-	-	-	-	-	-	-	-
Frost or floods	9,225	365	67	22	-	*	36	53
Locust	*	*	-	-	-	-	*	*
Shortage of rain	2,455	41	*	*	-	-	5	*
Too much rain	7,538	142	31	*	*	*	13	32
Wild animals	326	*	*	*	-	*	*	-
Birds	1,506	56	28	*	-	-	*	*
Hailstone	1,416	*	*	*	-	-	*	*
Pests	*	*	-	-	-	-	*	-
Weeds	2,894	25	*	*	-	*	*	1
Others	2,917	71	33	*	-	*	3	5

Table 3.7.16 Number of Holders reporting Damaged Crop Area in Hectare by Category of Crops and Cause of Damage
Konta Special Wereda

Cause of damage	Damaged crop area by crop category (HA)							
	Holders	All crops	Cereals	Pulses	Oilseeds	Vegetables	Root crops	Permanent
All damage	27,625	1,628	489	135	*	*	107	360
Crop disease	*	*	-	*	-	-	*	-
Frost or floods	12,556	531	185	73	*	*	*	100
Locust	*	*	-	-	-	-	*	*
Shortage of rain	*	*	*	-	-	-	*	-
Too much rain	15,067	181	*	*	*	*	*	42
Wild animals	*	*	*	-	*	-	*	*
Birds	9,875	653	*	34	*	*	*	*
Hailstone	873	*	*	*	-	-	*	*
Pests	495	*	*	*	-	-	-	*
Weeds	*	*	*	*	*	-	*	*
Others	4,237	167	*	*	*	-	*	36

Table 3.7.17 Number of Holders reporting Damaged Crop Area in Hectare by Category of Crops and Cause of Damage
Silitie

Cause of damage	Damaged crop area by crop category (HA)							
	Holders	All crops	Cereals	Pulses	Oilseeds	Vegetables	Root crops	Permanent
All damage	97,246	5,740	2,215	*	*	132	*	103
Crop disease	*	*	-	-	-	-	-	-
Frost or floods	27,350	724	335	*	-	*	*	*
Locust	*	*	-	-	-	-	-	-
Shortage of rain	5,980	103	52	*	*	-	*	-
Too much rain	14,276	199	*	*	-	*	-	*
Wild animals	*	*	*	-	-	-	-	-
Birds	9,826	244	111	*	-	-	-	*
Hailstone	32,277	*	870	*	*	*	-	41
Pests	6,477	*	*	*	-	*	-	-

Weeds	8,213	111	*	*	-	*	-	*
Others	35,519	1,159	480	*	*	*	-	*

Table 3.7.18 Number of Holders reporting Damaged Crop Area in Hectare by Category of Crops and Cause of Damage
Alaba Special Wereda

Cause of damage	Damaged crop area by crop category (HA)							
	Holders	All crops	Cereals	Pulses	Oilseeds	Vegetables	Root crops	Permanent
All damage	37,269	2,344	1,438	332	*	200	-	*
Crop disease	-	-	-	-	-	-	-	-
Frost or floods	2,787	61	*	*	-	*	-	*
Locust	*	*	*	-	-	-	-	-
Shortage of rain	*	*	*	-	-	-	-	-
Too much rain	9,229	270	*	*	*	*	-	*
Wild animals	*	*	*	*	-	-	-	*
Birds	11,051	359	213	*	*	*	-	*
Hailstone	13,629	*	*	*	*	61	-	-
Pests	*	*	*	*	*	-	-	-
Weeds	*	*	*	-	-	*	-	-
Others	13,801	554	257	149	*	*	-	*

Table 3.8 Number of Holders reporting Damaged Crop Area in Hectare by Category of Crops and Cause of Damage
Gambella Region

Cause of damage	Damaged crop area by crop category (HA)							
	Holders	All crops	Cereals	Pulses	Oilseeds	Vegetables	Root crops	Permanent
All damage	18264	1504	263	*	*	32	87	730
Crop disease	*	*	-	-	-	-	*	*
Frost or floods	4391	87	6	*	-	*	*	41
Locust	*	*	*	-	-	-	-	*
Shortage of rain	317	1	*	-	-	-	*	*
Too much rain	9380	643	89	*	*	*	*	359
Wild animals	1608	*	*	-	*	-	*	*
Birds	5269	303	85	-	-	*	*	112
Hailstone	1027	56	*	*	*	*	*	19
Pests	*	*	*	-	-	-	*	-
Weeds	2980	72	*	*	*	*	*	44
Others	4268	164	39	*	-	*	*	77

Table 3.8.1 Number of Holders reporting Damaged Crop Area in Hectare by Category of Crops and Cause of Damage
Agnuwak

Cause of damage	Damaged crop area by crop category (HA)							
	Holders	All crops	Cereals	Pulses	Oilseeds	Vegetables	Root crops	Permanent
All damage	1953	215	34	*	*	*	43	*
Crop disease	*	*	-	-	-	-	*	-
Frost or floods	*	*	*	-	-	-	*	*
Locust	-	-	-	-	-	-	-	-
Shortage of rain	*	*	*	-	-	-	*	-
Too much rain	*	*	*	-	*	*	*	*
Wild animals	*	*	*	-	-	-	*	-
Birds	288	*	*	-	-	-	*	*

Hailstone	330	37	*	*	*	-	*	*
Pests	*	*	-	-	-	-	*	-
Weeds	399	12	*	-	-	-	*	*
Others	555	58	*	-	-	-	*	*

Table 3.8.2 Number of Holders reporting Damaged Crop Area in Hectare by Category of Crops and Cause of Damage
Nuware

Cause of damage	Damaged crop area by crop category (HA)							
	Holders	All crops	Cereals	Pulses	Oilseeds	Vegetables	Root crops	Permanent
All damage	*	*	*	-	-	-	-	-
Crop disease	-	-	-	-	-	-	-	-
Frost or floods	-	-	-	-	-	-	-	-
Locust	-	-	-	-	-	-	-	-
Shortage of rain	-	-	-	-	-	-	-	-
Too much rain	-	-	-	-	-	-	-	-
Wild animals	*	*	*	-	-	-	-	-
Birds	*	*	*	-	-	-	-	-
Hailstone	-	-	-	-	-	-	-	-
Pests	-	-	-	-	-	-	-	-
Weeds	*	*	*	-	-	-	-	-
Others	*	*	*	-	-	-	-	-

Table 3.8.3 Number of Holders reporting Damaged Crop Area in Hectare by Category of Crops and Cause of Damage
Mezhenger

Cause of damage	Damaged crop area by crop category (HA)							
	Holders	All crops	Cereals	Pulses	Oilseeds	Vegetables	Root crops	Permanent
All damage	15254	1267	208	*	*	30	*	700
Crop disease	*	*	-	-	-	-	-	*
Frost or floods	3999	55	*	*	-	*	*	39
Locust	*	*	*	-	-	-	-	*
Shortage of rain	265	*	*	-	-	-	-	*
Too much rain	8881	624	88	*	-	*	*	356
Wild animals	1475	*	*	-	*	-	*	*
Birds	3996	246	*	-	-	*	*	*
Hailstone	697	19	*	-	-	*	-	*
Pests	*	*	*	-	-	-	-	-
Weeds	2555	61	*	*	*	*	*	39
Others	3700	106	31	*	-	*	*	68

Table 3.8.4 Number of Holders reporting Damaged Crop Area in Hectare by Category of Crops and Cause of Damage
Itang Special

Cause of damage	Damaged crop area by crop category (HA)							
	Holders	All crops	Cereals	Pulses	Oilseeds	Vegetables	Root crops	Permanent
All damage	*	*	*	-	-	-	-	-
Crop disease	-	-	-	-	-	-	-	-
Frost or floods	-	-	-	-	-	-	-	-
Locust	-	-	-	-	-	-	-	-
Shortage of rain	-	-	-	-	-	-	-	-
Too much rain	-	-	-	-	-	-	-	-
Wild animals	-	-	-	-	-	-	-	-
Birds	*	*	*	-	-	-	-	-

Hailstone	-	-	-	-	-	-	-	-
Pests	-	-	-	-	-	-	-	-
Weeds	-	-	-	-	-	-	-	-
Others	-	-	-	-	-	-	-	-

Table 3.9 Number of Holders reporting Damaged Crop Area in Hectare by Category of Crops and Cause of Damage
Harari Region

Cause of damage	Damaged crop area by crop category (HA)							
	Holders	All crops	Cereals	Pulses	Oilseeds	Vegetables	Root crops	Permanent
All damage	22,663	2,214	557	*	65	*	76	1,014
Crop disease	-	-	-	-	-	-	-	-
Frost or floods	842	20	*	*	-	-	*	11
Locust	-	-	-	-	-	-	-	-
Shortage of rain	*	*	-	-	-	-	-	*
Too much rain	4,811	315	*	*	*	-	*	158
Wild animals	*	*	-	-	-	-	-	*
Birds	1,047	*	*	-	*	-	-	*
Hailstone	17,999	1,363	318	*	*	*	59	650
Pests	2,438	*	*	-	-	-	*	*
Weeds	4,294	153	*	-	*	*	*	60
Others	3,018	162	33	-	*	-	*	45

Table 3.10 Number of Holders reporting Damaged Crop Area in Hectare by Category of Crops and Cause of Damage
Dire Dawa

Cause of damage	Damaged crop area by crop category (HA)							
	Holders	All crops	Cereals	Pulses	Oilseeds	Vegetables	Root crops	Permanent
All damage	19,651	2,732	330	127	*	*	154	84
Crop disease	*	*	-	-	-	-	-	-
Frost or floods	1,380	26	*	*	-	-	*	-
Locust	*	*	-	-	-	-	-	*
Shortage of rain	*	*	*	-	-	-	-	*
Too much rain	7,997	361	41	*	*	*	*	25
Wild animals	*	*	*	-	-	-	*	-
Birds	385	18	*	*	-	-	*	-
Hailstone	12,672	1,976	218	*	-	*	*	37
Pests	789	37	-	*	-	-	*	*
Weeds	3,014	143	*	-	-	-	*	*
Others	3,271	142	36	*	*	-	*	*

Table 4. Number of Holders by Type of Farm practice

Ethiopia

Farm Practice	Number of Holders Reporting
Crop rotation	12,827,369
Reasons for not participating in extension package	
Ignorance	1,081,043
Shortage of money	2,883,578
Suspicion on efficacy	795,827
Programs unavailable	640,991
Insufficient arable land	1,802,418
Others	1,040,343
Use of services	
Credit	3,653,690
Advisory	11,049,991
Reasons for not using credit service	
Service unavailable	1,097,442
Failure to pay the loan	5,597,793
Inadequate service	2,527,941
Ignorance	725,204
No return	
Others	2,227,280
Reasons for not using advisory service	
Service unavailable	766,889
Inadequate service	2,283,060
Ignorance	1,290,150
No return	272,365
Others	780,885
Supplier of fertilizers	12,827,369
Government	
Private organizations	1,081,043
Traders	2,883,578
Others	795,827

Table 4.1 Number of Holders by Type of Farm practice

Tigray Region

Farm Practice	Number of Holders Reporting
Crop rotation	905,001
Reasons for not participating in extension package	
Ignorance	72,145
Shortage of money	126,886
Suspicion on efficacy	54,494
Programs unavailable	43,401
Insufficient arable land	88,301
Others	56,178
Use of services	
Credit	408,964
Advisory	769,247
Reasons for not using credit service	
Service unavailable	33,192
Failure to pay the loan	307,532
Inadequate service	64,321
Ignorance	27,689
No return	23,222
Others	133,061
Reasons for not using advisory service	
Service unavailable	30,662
Inadequate service	51,604
Ignorance	71,695
No return	17,928
Others	56,846
Supplier of fertilizers	
Government	222,538
Private organizations	14,595
Traders	12,159
Others	408,033

Table 4.1.1 Number of Holders by Type of Farm practice

North West Tigray

Farm Practice	Number of Holders Reporting
Crop rotation	193,386
Reasons for not participating in extension package	
Ignorance	2,765
Shortage of money	36,312
Suspicion on efficacy	3,928
Programs unavailable	*
Insufficient arable land	9,058
Others	4,737
Use of services	
Credit	88,977
Advisory	165,676
Reasons for not using credit service	
Service unavailable	12,976
Failure to pay the loan	60,348
Inadequate service	19,225
Ignorance	6,958
No return	3,355
Others	20,131
Reasons for not using advisory service	
Service unavailable	*
Inadequate service	15,788
Ignorance	11,288
No return	*
Others	6,430
Supplier of fertilizers	
Government	43,059
Private organizations	*
Traders	4,113
Others	83,446

Table 4.1.2 Number of Holders by Type of Farm practice

Central Tigray

Farm Practice	Number of Holders Reporting
Crop rotation	238,098
Reasons for not participating in extension package	
Ignorance	21,757
Shortage of money	37,311
Suspicion on efficacy	19,759
Programs unavailable	*
Insufficient arable land	26,358
Others	12,705
Use of services	
Credit	135,665
Advisory	208,119
Reasons for not using credit service	
Service unavailable	*
Failure to pay the loan	74,403
Inadequate service	5,175
Ignorance	3,283
No return	7,337
Others	28,071
Reasons for not using advisory service	
Service unavailable	1,753
Inadequate service	8,286
Ignorance	12,659
No return	5,083
Others	19,273
Supplier of fertilizers	
Government	46,310
Private organizations	*
Traders	3,852
Others	150,604

Table 4.1.3 Number of Holders by Type of Farm practice

East Tigray

Farm Practice	Number of Holders Reporting
Crop rotation	140,127
Reasons for not participating in extension package	
Ignorance	4,299
Shortage of money	13,042
Suspicion on efficacy	*
Programs unavailable	*
Insufficient arable land	15,969
Others	10,577
Use of services	
Credit	53,584
Advisory	132,675
Reasons for not using credit service	
Service unavailable	2,314
Failure to pay the loan	64,967
Inadequate service	13,215
Ignorance	*
No return	*
Others	17,551
Reasons for not using advisory service	
Service unavailable	*
Inadequate service	7,049
Ignorance	7,732
No return	-
Others	6,672
Supplier of fertilizers	
Government	29,830
Private organizations	*
Traders	*
Others	83,946

Table 4.1.4 Number of Holders by Type of Farm practice

South Tigray

Farm Practice	Number of Holders Reporting
Crop rotation	227,079
Reasons for not participating in extension package	
Ignorance	34,535
Shortage of money	22,711
Suspicion on efficacy	15,972
Programs unavailable	28,388
Insufficient arable land	23,689
Others	22,748
Use of services	
Credit	104,587
Advisory	186,578
Reasons for not using credit service	
Service unavailable	*
Failure to pay the loan	81,223
Inadequate service	9,122
Ignorance	5,491
No return	*
Others	49,477
Reasons for not using advisory service	
Service unavailable	11,130
Inadequate service	7,073
Ignorance	28,671
No return	3,771
Others	17,332
Supplier of fertilizers	
Government	92,419
Private organizations	*
Traders	*
Others	60,980

Table 4.1.5 Number of Holders by Type of Farm practice

Western Tigray

Farm Practice	Number of Holders Reporting
Crop rotation	106,311
Reasons for not participating in extension package	
Ignorance	8,788
Shortage of money	17,510
Suspicion on efficacy	7,283
Programs unavailable	5,636
Insufficient arable land	13,227
Others	5,411
Use of services	
Credit	26,150
Advisory	76,200
Reasons for not using credit service	
Service unavailable	14,754
Failure to pay the loan	26,591
Inadequate service	17,585
Ignorance	10,884
No return	5,629
Others	17,830
Reasons for not using advisory service	
Service unavailable	6,466
Inadequate service	13,407
Ignorance	11,344
No return	4,868
Others	7,140
Supplier of fertilizers	
Government	10,921
Private organizations	*
Traders	2,029
Others	29,058

Table 4..2 Number of Holders by Type of Farm practice

Afar Region

Farm Practice	Number of Holders Reporting
Crop rotation	5,854
Reasons for not participating in extension package	
Ignorance	*
Shortage of money	*
Suspicion on efficacy	*
Programs unavailable	28,691
Insufficient arable land	*
Others	10,840
Use of services	
Credit	*
Advisory	4,577
Reasons for not using credit service	
Service unavailable	89,372
Failure to pay the loan	*
Inadequate service	*
Ignorance	*
No return	-
Others	*
Reasons for not using advisory service	
Service unavailable	68,042
Inadequate service	24,351
Ignorance	*
No return	-
Others	*
Supplier of fertilizers	
Government	*
Private organizations	-
Traders	*
Others	-

Table 4.2.1 Number of Holders by Type of Farm practice

Zone 1

Farm Practice	Number of Holders Reporting
Crop rotation	1,908
Reasons for not participating in extension package	
Ignorance	*
Shortage of money	*
Suspicion on efficacy	*
Programs unavailable	24,340
Insufficient arable land	*
Others	9,355
Use of services	
Credit	*
Advisory	*
Reasons for not using credit service	
Service unavailable	69,998
Failure to pay the loan	*
Inadequate service	*
Ignorance	*
No return	-
Others	*
Reasons for not using advisory service	
Service unavailable	52,332
Inadequate service	20,527
Ignorance	*
No return	-
Others	*
Supplier of fertilizers	
Government	*
Private organizations	-
Traders	-
Others	-

Table 4.2.2 Number of Holders by Type of Farm practice

Zone 3

Farm Practice	Number of Holders Reporting
Crop rotation	3,946
Reasons for not participating in extension package	
Ignorance	-
Shortage of money	*
Suspicion on efficacy	-
Programs unavailable	4,351
Insufficient arable land	-
Others	*
Use of services	
Credit	-
Advisory	*
Reasons for not using credit service	
Service unavailable	19,374
Failure to pay the loan	-
Inadequate service	*
Ignorance	*
No return	-
Others	*
Reasons for not using advisory service	
Service unavailable	15,710
Inadequate service	3,824
Ignorance	-
No return	-
Others	-
Supplier of fertilizers	
Government	-
Private organizations	-
Traders	*
Others	-

Table 4.3 Number of Holders by Type of Farm practice

Amhara Region

Farm Practice	Number of Holders Reporting
Crop rotation	4,095,233
Reasons for not participating in extension package	
Ignorance	265,192
Shortage of money	518,578
Suspicion on efficacy	249,278
Programs unavailable	121,977
Insufficient arable land	264,477
Others	149,001
Use of services	
Credit	1,407,196
Advisory	3,752,003
Reasons for not using credit service	
Service unavailable	98,768
Failure to pay the loan	1,607,223
Inadequate service	188,483
Ignorance	213,203
No return	198,963
Others	906,685
Reasons for not using advisory service	
Service unavailable	124,345
Inadequate service	202,755
Ignorance	252,064
No return	67,560
Others	221,795
Supplier of fertilizers	
Government	860,010
Private organizations	20,919
Traders	175,287
Others	1,752,302

Table 4.3.1 Number of Holders by Type of Farm practice

North Gonder

Farm Practice	Number of Holders Reporting
Crop rotation	684,861
Reasons for not participating in extension package	
Ignorance	67,569
Shortage of money	138,889
Suspicion on efficacy	57,673
Programs unavailable	44,672
Insufficient arable land	56,515
Others	27,143
Use of services	
Credit	260,244
Advisory	524,109
Reasons for not using credit service	
Service unavailable	40,028
Failure to pay the loan	248,860
Inadequate service	63,974
Ignorance	48,957
No return	25,393
Others	61,747
Reasons for not using advisory service	
Service unavailable	62,111
Inadequate service	71,341
Ignorance	63,935
No return	9,167
Others	18,540
Supplier of fertilizers	
Government	170,945
Private organizations	9,418
Traders	39,787
Others	170,592

Table 4.3.2 Number of Holders by Type of Farm practice

South Gonder

Farm Practice	Number of Holders Reporting
Crop rotation	449,915
Reasons for not participating in extension package	
Ignorance	18,847
Shortage of money	112,742
Suspicion on efficacy	14,068
Programs unavailable	12,741
Insufficient arable land	14,038
Others	8,886
Use of services	
Credit	157,380
Advisory	411,283
Reasons for not using credit service	
Service unavailable	13,271
Failure to pay the loan	214,546
Inadequate service	18,304
Ignorance	11,180
No return	9,032
Others	56,050
Reasons for not using advisory service	
Service unavailable	*
Inadequate service	17,980
Ignorance	25,080
No return	*
Others	7,834
Supplier of fertilizers	
Government	133,106
Private organizations	*
Traders	29,583
Others	140,831

Table 4.3.3 Number of Holders by Type of Farm practice

North Wolo

Farm Practice	Number of Holders Reporting
Crop rotation	351,778
Reasons for not participating in extension package	
Ignorance	23,637
Shortage of money	41,608
Suspicion on efficacy	50,611
Programs unavailable	*
Insufficient arable land	25,098
Others	16,612
Use of services	
Credit	54,757
Advisory	321,909
Reasons for not using credit service	
Service unavailable	*
Failure to pay the loan	176,503
Inadequate service	20,030
Ignorance	9,361
No return	31,185
Others	87,842
Reasons for not using advisory service	
Service unavailable	2,989
Inadequate service	8,317
Ignorance	18,316
No return	19,910
Others	18,094
Supplier of fertilizers	
Government	109,132
Private organizations	*
Traders	5,746
Others	90,924

Table 4.3.4 Number of Holders by Type of Farm practice

South Wolo

Farm Practice	Number of Holders Reporting
Crop rotation	594,591
Reasons for not participating in extension package	
Ignorance	58,201
Shortage of money	62,437
Suspicion on efficacy	70,084
Programs unavailable	*
Insufficient arable land	53,854
Others	33,851
Use of services	
Credit	99,132
Advisory	562,129
Reasons for not using credit service	
Service unavailable	4,105
Failure to pay the loan	236,216
Inadequate service	23,473
Ignorance	28,074
No return	69,347
Others	205,969
Reasons for not using advisory service	
Service unavailable	*
Inadequate service	20,680
Ignorance	22,547
No return	16,530
Others	40,552
Supplier of fertilizers	
Government	193,812
Private organizations	*
Traders	10,868
Others	138,717

Table 4.3.5 Number of Holders by Type of Farm practice

North Shewa

Farm Practice	Number of Holders Reporting
Crop rotation	508,618
Reasons for not participating in extension package	
Ignorance	25,903
Shortage of money	51,360
Suspicion on efficacy	*
Programs unavailable	*
Insufficient arable land	42,573
Others	16,252
Use of services	
Credit	186,948
Advisory	489,774
Reasons for not using credit service	
Service unavailable	*
Failure to pay the loan	202,079
Inadequate service	7,728
Ignorance	26,949
No return	18,055
Others	111,492
Reasons for not using advisory service	
Service unavailable	*
Inadequate service	*
Ignorance	23,451
No return	2,045
Others	29,098
Supplier of fertilizers	
Government	185,113
Private organizations	*
Traders	21,377
Others	152,420

Table 4.3.6 Number of Holders by Type of Farm practice

East Gojjam

Farm Practice	Number of Holders Reporting
Crop rotation	546,044
Reasons for not participating in extension package	
Ignorance	39,680
Shortage of money	32,959
Suspicion on efficacy	6,661
Programs unavailable	*
Insufficient arable land	24,231
Others	17,244
Use of services	
Credit	233,664
Advisory	496,694
Reasons for not using credit service	
Service unavailable	4,661
Failure to pay the loan	188,192
Inadequate service	9,466
Ignorance	43,335
No return	16,257
Others	129,079
Reasons for not using advisory service	
Service unavailable	5,483
Inadequate service	23,875
Ignorance	46,858
No return	3,989
Others	47,757
Supplier of fertilizers	
Government	34,018
Private organizations	*
Traders	15,169
Others	377,009

Table 4.3.7 Number of Holders by Type of Farm practice

West Gojjam

Farm Practice	Number of Holders Reporting
Crop rotation	546,615
Reasons for not participating in extension package	
Ignorance	*
Shortage of money	9,765
Suspicion on efficacy	-
Programs unavailable	*
Insufficient arable land	12,549
Others	12,430
Use of services	
Credit	255,616
Advisory	532,818
Reasons for not using credit service	
Service unavailable	2,631
Failure to pay the loan	166,509
Inadequate service	13,662
Ignorance	19,419
No return	10,973
Others	158,347
Reasons for not using advisory service	
Service unavailable	2,593
Inadequate service	*
Ignorance	10,431
No return	*
Others	45,979
Supplier of fertilizers	
Government	*
Private organizations	*
Traders	27,208
Others	512,731

Table 4.3.8 Number of Holders by Type of Farm practice

Waghamera

Farm Practice	Number of Holders Reporting
Crop rotation	108,374
Reasons for not participating in extension package	
Ignorance	14,019
Shortage of money	39,366
Suspicion on efficacy	12,195
Programs unavailable	9,933
Insufficient arable land	12,654
Others	*
Use of services	
Credit	26,611
Advisory	84,451
Reasons for not using credit service	
Service unavailable	3,855
Failure to pay the loan	52,096
Inadequate service	14,539
Ignorance	1,953
No return	4,577
Others	9,056
Reasons for not using advisory service	
Service unavailable	*
Inadequate service	9,231
Ignorance	9,455
No return	*
Others	1,788
Supplier of fertilizers	
Government	13,288
Private organizations	-
Traders	1,052
Others	*

Table 4.3.9 Number of Holders by Type of Farm practice

Aw

Farm Practice	Number of Holders Reporting
Crop rotation	235,789
Reasons for not participating in extension package	
Ignorance	*
Shortage of money	12,687
Suspicion on efficacy	*
Programs unavailable	*
Insufficient arable land	11,644
Others	1,464
Use of services	
Credit	126,480
Advisory	253,360
Reasons for not using credit service	
Service unavailable	*
Failure to pay the loan	93,298
Inadequate service	5,627
Ignorance	13,246
No return	7,055
Others	46,237
Reasons for not using advisory service	
Service unavailable	*
Inadequate service	5,322
Ignorance	24,892
No return	*
Others	8,056
Supplier of fertilizers	
Government	*
Private organizations	*
Traders	23,976
Others	165,904

Table 4.3.10 Number of Holders by Type of Farm practice

Oromia Zone

Farm Practice	Number of Holders Reporting
Crop rotation	62,185
Reasons for not participating in extension package	
Ignorance	10,901
Shortage of money	16,150
Suspicion on efficacy	15,371
Programs unavailable	14,904
Insufficient arable land	10,588
Others	8,013
Use of services	
Credit	5,576
Advisory	69,871
Reasons for not using credit service	
Service unavailable	5,197
Failure to pay the loan	27,052
Inadequate service	9,471
Ignorance	9,823
No return	6,422
Others	39,687
Reasons for not using advisory service	
Service unavailable	*
Inadequate service	6,319
Ignorance	6,210
No return	*
Others	4,064
Supplier of fertilizers	
Government	11,171
Private organizations	-
Traders	*
Others	*

Table 4.3.11 Number of Holders by Type of Farm practice

Argoba Special

Farm Practice	Number of Holders Reporting
Crop rotation	6,464
Reasons for not participating in extension package	
Ignorance	1,953
Shortage of money	615
Suspicion on efficacy	2,405
Programs unavailable	322
Insufficient arable land	732
Others	488
Use of services	
Credit	787
Advisory	5,606
Reasons for not using credit service	
Service unavailable	179
Failure to pay the loan	1,871
Inadequate service	2,208
Ignorance	905
No return	669
Others	1,179
Reasons for not using advisory service	
Service unavailable	91
Inadequate service	1,008
Ignorance	891
No return	*
Others	*
Supplier of fertilizers	
Government	833
Private organizations	-
Traders	-
Others	*

Table 4.4 Number of Holders by Type of Farm practice

Oromia Region

Farm Practice	Number of Holders Reporting
Crop rotation	5,004,613
Reasons for not participating in extension package	
Ignorance	380,368
Shortage of money	1,303,900
Suspicion on efficacy	303,757
Programs unavailable	211,173
Insufficient arable land	636,225
Others	431,494
Use of services	
Credit	981,628
Advisory	4,028,264
Reasons for not using credit service	
Service unavailable	454,375
Failure to pay the loan	1,772,541
Inadequate service	1,568,762
Ignorance	243,475
No return	258,217
Others	799,606
Reasons for not using advisory service	
Service unavailable	183,425
Inadequate service	949,192
Ignorance	495,413
No return	103,862
Others	318,238
Supplier of fertilizers	
Government	927,786
Private organizations	89,440
Traders	339,461
Others	2,386,982

Table 4.4.1 Number of Holders by Type of Farm practice

West Welega

Farm Practice	Number of Holders Reporting
Crop rotation	313,675
Reasons for not participating in extension package	
Ignorance	9,258
Shortage of money	112,826
Suspicion on efficacy	10,281
Programs unavailable	*
Insufficient arable land	26,655
Others	10,580
Use of services	
Credit	103,025
Advisory	265,331
Reasons for not using credit service	
Service unavailable	*
Failure to pay the loan	144,554
Inadequate service	31,708
Ignorance	7,612
No return	17,866
Others	39,780
Reasons for not using advisory service	
Service unavailable	3,215
Inadequate service	23,909
Ignorance	28,421
No return	7,688
Others	20,147
Supplier of fertilizers	
Government	42,897
Private organizations	*
Traders	6,104
Others	159,342

Table 4.4.2 Number of Holders by Type of Farm practice

East Welega	
Farm Practice	Number of Holders Reporting
Crop rotation	225,331
Reasons for not participating in extension package	
Ignorance	*
Shortage of money	59,854
Suspicion on efficacy	7,297
Programs unavailable	*
Insufficient arable land	17,484
Others	9,309
Use of services	
Credit	61,912
Advisory	184,571
Reasons for not using credit service	
Service unavailable	*
Failure to pay the loan	117,137
Inadequate service	8,893
Ignorance	2,963
No return	11,126
Others	38,321
Reasons for not using advisory service	
Service unavailable	4,094
Inadequate service	13,683
Ignorance	22,855
No return	*
Others	25,038
Supplier of fertilizers	
Government	*
Private organizations	-
Traders	6,808
Others	155,524

Table 4.4.3 Number of Holders by Type of Farm practice

Illubabor	
Farm Practice	Number of Holders Reporting
Crop rotation	284,753
Reasons for not participating in extension package	
Ignorance	4,020
Shortage of money	97,357
Suspicion on efficacy	6,860
Programs unavailable	*
Insufficient arable land	32,688
Others	7,154
Use of services	
Credit	58,983
Advisory	257,254
Reasons for not using credit service	
Service unavailable	22,357
Failure to pay the loan	117,629
Inadequate service	59,899
Ignorance	7,228
No return	17,216
Others	35,702
Reasons for not using advisory service	
Service unavailable	4,315
Inadequate service	28,644
Ignorance	6,168
No return	*
Others	15,754
Supplier of fertilizers	
Government	161,447
Private organizations	3,450
Traders	*
Others	*

Table 4.4.4 Number of Holders by Type of Farm practice

Jimma

Farm Practice	Number of Holders Reporting
Crop rotation	557,818
Reasons for not participating in extension package	
Ignorance	18,939
Shortage of money	122,248
Suspicion on efficacy	*
Programs unavailable	*
Insufficient arable land	122,603
Others	39,760
Use of services	
Credit	37,445
Advisory	531,395
Reasons for not using credit service	
Service unavailable	34,142
Failure to pay the loan	225,067
Inadequate service	170,905
Ignorance	19,087
No return	31,651
Others	103,491
Reasons for not using advisory service	
Service unavailable	*
Inadequate service	49,362
Ignorance	*
No return	*
Others	24,588
Supplier of fertilizers	
Government	402,607
Private organizations	*
Traders	*
Others	*

Table 4.4.5 Number of Holders by Type of Farm practice

West Shewa

Farm Practice	Number of Holders Reporting
Crop rotation	424,556
Reasons for not participating in extension package	
Ignorance	20,645
Shortage of money	94,644
Suspicion on efficacy	19,858
Programs unavailable	*
Insufficient arable land	45,007
Others	46,197
Use of services	
Credit	89,795
Advisory	268,351
Reasons for not using credit service	
Service unavailable	*
Failure to pay the loan	149,232
Inadequate service	51,796
Ignorance	29,193
No return	23,098
Others	93,958
Reasons for not using advisory service	
Service unavailable	5,370
Inadequate service	54,965
Ignorance	52,174
No return	15,139
Others	52,973
Supplier of fertilizers	
Government	*
Private organizations	*
Traders	45,143
Others	289,647

Table 4.4.6 Number of Holders by Type of Farm practice

North Shewa

Farm Practice	Number of Holders Reporting
Crop rotation	305,611
Reasons for not participating in extension package	
Ignorance	43,016
Shortage of money	77,962
Suspicion on efficacy	38,383
Programs unavailable	15,711
Insufficient arable land	43,335
Others	43,402
Use of services	
Credit	104,717
Advisory	191,402
Reasons for not using credit service	
Service unavailable	*
Failure to pay the loan	117,781
Inadequate service	19,986
Ignorance	23,535
No return	25,199
Others	54,679
Reasons for not using advisory service	
Service unavailable	19,474
Inadequate service	45,581
Ignorance	48,064
No return	22,332
Others	27,494
Supplier of fertilizers	
Government	36,944
Private organizations	*
Traders	13,695
Others	157,178

Table 4.4.7 Number of Holders by Type of Farm practice

East Shewa

Farm Practice	Number of Holders Reporting
Crop rotation	285,651
Reasons for not participating in extension package	
Ignorance	21,627
Shortage of money	29,618
Suspicion on efficacy	19,185
Programs unavailable	*
Insufficient arable land	31,825
Others	32,130
Use of services	
Credit	51,626
Advisory	209,459
Reasons for not using credit service	
Service unavailable	61,956
Failure to pay the loan	69,336
Inadequate service	79,004
Ignorance	12,076
No return	19,055
Others	37,366
Reasons for not using advisory service	
Service unavailable	*
Inadequate service	44,265
Ignorance	31,933
No return	7,892
Others	22,641
Supplier of fertilizers	
Government	35,890
Private organizations	*
Traders	34,905
Others	171,747

Table 4.4.8 Number of Holders by Type of Farm practice

Arsi

Farm Practice	Number of Holders Reporting
Crop rotation	530,933
Reasons for not participating in extension package	
Ignorance	47,417
Shortage of money	90,985
Suspicion on efficacy	58,737
Programs unavailable	*
Insufficient arable land	58,479
Others	48,618
Use of services	
Credit	93,709
Advisory	343,196
Reasons for not using credit service	
Service unavailable	47,693
Failure to pay the loan	172,410
Inadequate service	155,646
Ignorance	39,474
No return	30,058
Others	49,961
Reasons for not using advisory service	
Service unavailable	34,083
Inadequate service	118,157
Ignorance	71,747
No return	9,108
Others	12,659
Supplier of fertilizers	
Government	46,434
Private organizations	*
Traders	58,526
Others	336,184

Table 4.4.9 Number of Holders by Type of Farm practice

West Harerge

Farm Practice	Number of Holders Reporting
Crop rotation	241,781
Reasons for not participating in extension package	
Ignorance	33,749
Shortage of money	100,281
Suspicion on efficacy	32,174
Programs unavailable	*
Insufficient arable land	32,544
Others	25,763
Use of services	
Credit	28,742
Advisory	222,387
Reasons for not using credit service	
Service unavailable	43,495
Failure to pay the loan	37,999
Inadequate service	237,661
Ignorance	5,089
No return	*
Others	18,986
Reasons for not using advisory service	
Service unavailable	*
Inadequate service	88,639
Ignorance	35,783
No return	*
Others	15,285
Supplier of fertilizers	
Government	3,204
Private organizations	*
Traders	5,406
Others	161,866

Table 4.4.10 Number of Holders by Type of Farm practice

East Harerge

Farm Practice	Number of Holders Reporting
Crop rotation	309,100
Reasons for not participating in extension package	
Ignorance	11,545
Shortage of money	148,607
Suspicion on efficacy	26,810
Programs unavailable	*
Insufficient arable land	20,052
Others	46,855
Use of services	
Credit	45,267
Advisory	414,134
Reasons for not using credit service	
Service unavailable	69,085
Failure to pay the loan	45,388
Inadequate service	329,282
Ignorance	3,724
No return	5,522
Others	41,032
Reasons for not using advisory service	
Service unavailable	*
Inadequate service	88,617
Ignorance	10,166
No return	3,853
Others	19,277
Supplier of fertilizers	
Government	41,953
Private organizations	*
Traders	28,851
Others	254,768

Table 4.4.11 Number of Holders by Type of Farm practice

Bale

Farm Practice	Number of Holders Reporting
Crop rotation	308,191
Reasons for not participating in extension package	
Ignorance	23,434
Shortage of money	77,875
Suspicion on efficacy	9,117
Programs unavailable	13,203
Insufficient arable land	27,144
Others	14,712
Use of services	
Credit	32,012
Advisory	258,027
Reasons for not using credit service	
Service unavailable	16,540
Failure to pay the loan	79,443
Inadequate service	129,058
Ignorance	18,070
No return	3,215
Others	75,899
Reasons for not using advisory service	
Service unavailable	5,099
Inadequate service	63,838
Ignorance	14,428
No return	*
Others	8,542
Supplier of fertilizers	
Government	*
Private organizations	*
Traders	*
Others	102,395

Table 4.4.12 Number of Holders by Type of Farm practice

Borena

Farm Practice	Number of Holders Reporting
Crop rotation	56,241
Reasons for not participating in extension package	
Ignorance	23,860
Shortage of money	25,956
Suspicion on efficacy	7,612
Programs unavailable	25,435
Insufficient arable land	20,617
Others	23,323
Use of services	
Credit	4,713
Advisory	37,831
Reasons for not using credit service	
Service unavailable	25,557
Failure to pay the loan	34,068
Inadequate service	62,636
Ignorance	4,638
No return	*
Others	16,380
Reasons for not using advisory service	
Service unavailable	16,778
Inadequate service	72,227
Ignorance	14,032
No return	*
Others	8,509
Supplier of fertilizers	
Government	*
Private organizations	-
Traders	*
Others	-

Table 4.4.13 Number of Holders by Type of Farm practice

South West Shewa

Farm Practice	Number of Holders Reporting
Crop rotation	319,231
Reasons for not participating in extension package	
Ignorance	64,000
Shortage of money	64,049
Suspicion on efficacy	*
Programs unavailable	23,488
Insufficient arable land	37,910
Others	31,749
Use of services	
Credit	105,516
Advisory	198,095
Reasons for not using credit service	
Service unavailable	19,107
Failure to pay the loan	109,508
Inadequate service	23,313
Ignorance	42,882
No return	15,641
Others	55,392
Reasons for not using advisory service	
Service unavailable	29,073
Inadequate service	40,619
Ignorance	72,375
No return	*
Others	29,046
Supplier of fertilizers	
Government	52,060
Private organizations	2,970
Traders	40,403
Others	202,810

Table 4.4.14 Number of Holders by Type of Farm practice

Guji	
Farm Practice	Number of Holders Reporting
Crop rotation	161,651
Reasons for not participating in extension package	
Ignorance	22,135
Shortage of money	32,116
Suspicion on efficacy	14,615
Programs unavailable	26,418
Insufficient arable land	57,220
Others	21,540
Use of services	
Credit	14,360
Advisory	88,253
Reasons for not using credit service	
Service unavailable	27,469
Failure to pay the loan	54,564
Inadequate service	93,921
Ignorance	10,159
No return	6,879
Others	9,592
Reasons for not using advisory service	
Service unavailable	*
Inadequate service	91,006
Ignorance	22,059
No return	*
Others	*
Supplier of fertilizers	
Government	28,787
Private organizations	*
Traders	*
Others	*

Table 4.4.15 Number of Holders by Type of Farm practice

Kelem	
Farm Practice	Number of Holders Reporting
Crop rotation	177,246
Reasons for not participating in extension package	
Ignorance	2,445
Shortage of money	89,942
Suspicion on efficacy	2,905
Programs unavailable	-
Insufficient arable land	9,770
Others	6,164
Use of services	
Credit	48,959
Advisory	154,643
Reasons for not using credit service	
Service unavailable	*
Failure to pay the loan	97,572
Inadequate service	19,464
Ignorance	2,369
No return	6,687
Others	16,339
Reasons for not using advisory service	
Service unavailable	2,931
Inadequate service	8,182
Ignorance	14,722
No return	*
Others	12,564
Supplier of fertilizers	
Government	15,147
Private organizations	1,238
Traders	1,710
Others	70,057

Table 4.4.16 Number of Holders by Type of Farm practice

Horoguduru	
Farm Practice	Number of Holders Reporting
Crop rotation	101,069
Reasons for not participating in extension package	
Ignorance	*
Shortage of money	20,061
Suspicion on efficacy	*
Programs unavailable	-
Insufficient arable land	7,396
Others	*
Use of services	
Credit	42,654
Advisory	84,568
Reasons for not using credit service	
Service unavailable	*
Failure to pay the loan	38,334
Inadequate service	*
Ignorance	*
No return	5,708
Others	24,782
Reasons for not using advisory service	
Service unavailable	2,612
Inadequate service	*
Ignorance	9,282
No return	2,609
Others	9,447
Supplier of fertilizers	
Government	*
Private organizations	-
Traders	*
Others	80,790

Table 4.4.17 Number of Holders by Type of Farm practice

West Arsi	
Farm Practice	Number of Holders Reporting
Crop rotation	401,775
Reasons for not participating in extension package	
Ignorance	24,700
Shortage of money	59,518
Suspicion on efficacy	6,380
Programs unavailable	*
Insufficient arable land	45,497
Others	*
Use of services	
Credit	58,193
Advisory	319,368
Reasons for not using credit service	
Service unavailable	41,077
Failure to pay the loan	162,517
Inadequate service	92,565
Ignorance	14,916
No return	35,436
Others	87,948
Reasons for not using advisory service	
Service unavailable	*
Inadequate service	110,284
Ignorance	30,368
No return	*
Others	7,568
Supplier of fertilizers	
Government	*
Private organizations	*
Traders	74,386
Others	219,631

Table 4.5 Number of Holders by Type of Farm practice

Somalie Region

Farm Practice	Number of Holders Reporting
Crop rotation	34,079
Reasons for not participating in extension package	
Ignorance	*
Shortage of money	*
Suspicion on efficacy	1,606
Programs unavailable	101,677
Insufficient arable land	*
Others	15,882
Use of services	
Credit	*
Advisory	4,506
Reasons for not using credit service	
Service unavailable	161,713
Failure to pay the loan	*
Inadequate service	15,914
Ignorance	*
No return	-
Others	*
Reasons for not using advisory service	
Service unavailable	134,826
Inadequate service	38,428
Ignorance	*
No return	*
Others	*
Supplier of fertilizers	
Government	*
Private organizations	*
Traders	*
Others	-

Table 4.5.1 Number of Holders by Type of Farm practice

Shinele

Farm Practice	Number of Holders Reporting
Crop rotation	391
Reasons for not participating in extension package	
Ignorance	*
Shortage of money	*
Suspicion on efficacy	*
Programs unavailable	3,174
Insufficient arable land	*
Others	2,327
Use of services	
Credit	*
Advisory	*
Reasons for not using credit service	
Service unavailable	8,285
Failure to pay the loan	*
Inadequate service	4,116
Ignorance	*
No return	-
Others	-
Reasons for not using advisory service	
Service unavailable	6,123
Inadequate service	6,145
Ignorance	-
No return	*
Others	-
Supplier of fertilizers	
Government	*
Private organizations	-
Traders	*
Others	-

Table 4.5.2 Number of Holders by Type of Farm practice

Jijiga	
Farm Practice	Number of Holders Reporting
Crop rotation	20,996
Reasons for not participating in extension package	
Ignorance	*
Shortage of money	*
Suspicion on efficacy	-
Programs unavailable	76,462
Insufficient arable land	*
Others	-
Use of services	
Credit	*
Advisory	*
Reasons for not using credit service	
Service unavailable	85,012
Failure to pay the loan	*
Inadequate service	*
Ignorance	-
No return	-
Others	-
Reasons for not using advisory service	
Service unavailable	86,441
Inadequate service	*
Ignorance	-
No return	*
Others	-
Supplier of fertilizers	
Government	*
Private organizations	-
Traders	-
Others	-

Table 4.5.3 Number of Holders by Type of Farm practice

Liben	
Farm Practice	Number of Holders Reporting
Crop rotation	12,692
Reasons for not participating in extension package	
Ignorance	*
Shortage of money	*
Suspicion on efficacy	*
Programs unavailable	22,041
Insufficient arable land	*
Others	13,555
Use of services	
Credit	-
Advisory	*
Reasons for not using credit service	
Service unavailable	68,417
Failure to pay the loan	*
Inadequate service	*
Ignorance	-
No return	-
Others	*
Reasons for not using advisory service	
Service unavailable	42,262
Inadequate service	31,582
Ignorance	*
No return	-
Others	*
Supplier of fertilizers	
Government	-
Private organizations	*
Traders	-
Others	-

Table 4.6 Number of Holders by Type of Farm practice

Benishangul – Gumuz Region

Farm Practice	Number of Holders Reporting
Crop rotation	178,271
Reasons for not participating in extension package	
Ignorance	27,791
Shortage of money	102,984
Suspicion on efficacy	9,016
Programs unavailable	6,743
Insufficient arable land	14,339
Others	9,853
Use of services	
Credit	28,211
Advisory	159,529
Reasons for not using credit service	
Service unavailable	18,623
Failure to pay the loan	95,526
Inadequate service	34,534
Ignorance	17,481
No return	7,312
Others	29,329
Reasons for not using advisory service	
Service unavailable	6,775
Inadequate service	26,374
Ignorance	27,775
No return	3,155
Others	7,407
Supplier of fertilizers	
Government	37,355
Private organizations	*
Traders	4,559
Others	14,842

Table 4.6.1 Number of Holders by Type of Farm practice

Metekel

Farm Practice	Number of Holders Reporting
Crop rotation	87,435
Reasons for not participating in extension package	
Ignorance	17,083
Shortage of money	25,816
Suspicion on efficacy	3,437
Programs unavailable	5,024
Insufficient arable land	6,905
Others	2,984
Use of services	
Credit	16,810
Advisory	67,776
Reasons for not using credit service	
Service unavailable	*
Failure to pay the loan	26,473
Inadequate service	17,266
Ignorance	9,752
No return	*
Others	14,675
Reasons for not using advisory service	
Service unavailable	3,647
Inadequate service	16,139
Ignorance	11,253
No return	*
Others	1,980
Supplier of fertilizers	
Government	20,732
Private organizations	-
Traders	2,345
Others	13,039

Table 4.6.2 Number of Holders by Type of Farm practice

Asosa	
Farm Practice	Number of Holders Reporting
Crop rotation	59,612
Reasons for not participating in extension package	
Ignorance	8,680
Shortage of money	57,783
Suspicion on efficacy	4,439
Programs unavailable	755
Insufficient arable land	4,527
Others	5,061
Use of services	
Credit	9,553
Advisory	68,480
Reasons for not using credit service	
Service unavailable	1,331
Failure to pay the loan	52,461
Inadequate service	9,480
Ignorance	6,837
No return	*
Others	11,794
Reasons for not using advisory service	
Service unavailable	*
Inadequate service	5,401
Ignorance	13,871
No return	*
Others	3,949
Supplier of fertilizers	
Government	14,395
Private organizations	*
Traders	1,499
Others	*

Table 4.6.3 Number of Holders by Type of Farm practice

Kemashi	
Farm Practice	Number of Holders Reporting
Crop rotation	18,858
Reasons for not participating in extension package	
Ignorance	1,576
Shortage of money	10,931
Suspicion on efficacy	946
Programs unavailable	*
Insufficient arable land	1,972
Others	1,637
Use of services	
Credit	1,411
Advisory	12,773
Reasons for not using credit service	
Service unavailable	2,817
Failure to pay the loan	8,765
Inadequate service	3,797
Ignorance	*
No return	*
Others	2,221
Reasons for not using advisory service	
Service unavailable	*
Inadequate service	3,145
Ignorance	1,240
No return	*
Others	*
Supplier of fertilizers	
Government	559
Private organizations	*
Traders	555
Others	*

Table 4.6.4 Number of Holders by Type of Farm practice

Mao Komo

Farm Practice	Number of Holders Reporting
Crop rotation	12,365
Reasons for not participating in extension package	
Ignorance	453
Shortage of money	8,454
Suspicion on efficacy	194
Programs unavailable	*
Insufficient arable land	*
Others	*
Use of services	
Credit	437
Advisory	10,500
Reasons for not using credit service	
Service unavailable	*
Failure to pay the loan	7,826
Inadequate service	3,992
Ignorance	762
No return	*
Others	639
Reasons for not using advisory service	
Service unavailable	364
Inadequate service	1,689
Ignorance	1,411
No return	*
Others	208
Supplier of fertilizers	
Government	1,669
Private organizations	*
Traders	*
Others	*

Table 4.7 Number of Holders by Type of Farm practice

S.N.N.P. Region

Farm Practice	Number of Holders Reporting
Crop rotation	2,581,046
Reasons for not participating in extension package	
Ignorance	314,509
Shortage of money	820,011
Suspicion on efficacy	168,844
Programs unavailable	100,727
Insufficient arable land	790,522
Others	345,318
Use of services	
Credit	820,465
Advisory	2,298,904
Reasons for not using credit service	
Service unavailable	205,463
Failure to pay the loan	1,804,568
Inadequate service	607,847
Ignorance	218,636
No return	125,092
Others	348,403
Reasons for not using advisory service	
Service unavailable	198,618
Inadequate service	946,492
Ignorance	434,233
No return	78,396
Others	173,792
Supplier of fertilizers	
Government	1,487,791
Private organizations	35,560
Traders	564,800
Others	*

Table 4.7.1 Number of Holders by Type of Farm practice

Gurage	
Farm Practice	Number of Holders Reporting
Crop rotation	148,801
Reasons for not participating in extension package	
Ignorance	17,942
Shortage of money	26,412
Suspicion on efficacy	8,270
Programs unavailable	*
Insufficient arable land	38,480
Others	5,409
Use of services	
Credit	51,805
Advisory	131,641
Reasons for not using credit service	
Service unavailable	*
Failure to pay the loan	78,445
Inadequate service	22,647
Ignorance	9,765
No return	11,141
Others	14,414
Reasons for not using advisory service	
Service unavailable	8,750
Inadequate service	20,470
Ignorance	15,834
No return	8,486
Others	8,520
Supplier of fertilizers	
Government	100,070
Private organizations	5,922
Traders	17,491
Others	-

Table 4.7.2 Number of Holders by Type of Farm practice

Hadiya	
Farm Practice	Number of Holders Reporting
Crop rotation	312,586
Reasons for not participating in extension package	
Ignorance	39,189
Shortage of money	77,620
Suspicion on efficacy	9,255
Programs unavailable	6,324
Insufficient arable land	61,257
Others	*
Use of services	
Credit	146,638
Advisory	208,353
Reasons for not using credit service	
Service unavailable	5,405
Failure to pay the loan	136,809
Inadequate service	12,818
Ignorance	24,030
No return	3,845
Others	15,081
Reasons for not using advisory service	
Service unavailable	10,139
Inadequate service	48,217
Ignorance	68,397
No return	2,326
Others	7,193
Supplier of fertilizers	
Government	193,957
Private organizations	1,894
Traders	67,772
Others	-

Table 4.7.3 Number of Holders by Type of Farm practice

Kembata – Tembaro	
Farm Practice	Number of Holders Reporting
Crop rotation	135,227
Reasons for not participating in extension package	
Ignorance	8,558
Shortage of money	21,673
Suspicion on efficacy	2,837
Programs unavailable	*
Insufficient arable land	18,508
Others	2,040
Use of services	
Credit	66,742
Advisory	110,136
Reasons for not using credit service	
Service unavailable	*
Failure to pay the loan	54,309
Inadequate service	9,299
Ignorance	7,617
No return	*
Others	6,649
Reasons for not using advisory service	
Service unavailable	*
Inadequate service	20,089
Ignorance	10,039
No return	*
Others	2,538
Supplier of fertilizers	
Government	90,497
Private organizations	994
Traders	24,999
Others	*

Table 4.7.4 Number of Holders by Type of Farm practice

Sidama	
Farm Practice	Number of Holders Reporting
Crop rotation	399,617
Reasons for not participating in extension package	
Ignorance	117,975
Shortage of money	252,359
Suspicion on efficacy	30,675
Programs unavailable	*
Insufficient arable land	359,980
Others	236,135
Use of services	
Credit	30,775
Advisory	346,744
Reasons for not using credit service	
Service unavailable	141,678
Failure to pay the loan	529,282
Inadequate service	329,760
Ignorance	*
No return	23,682
Others	156,580
Reasons for not using advisory service	
Service unavailable	139,151
Inadequate service	566,902
Ignorance	117,297
No return	*
Others	*
Supplier of fertilizers	
Government	188,791
Private organizations	19,087
Traders	319,625
Others	*

Table 4.7.5 Number of Holders by Type of Farm practice

Gedio	
Farm Practice	Number of Holders Reporting
Crop rotation	36,709
Reasons for not participating in extension package	
Ignorance	24,396
Shortage of money	41,081
Suspicion on efficacy	5,540
Programs unavailable	4,270
Insufficient arable land	117,136
Others	35,004
Use of services	
Credit	7,100
Advisory	50,989
Reasons for not using credit service	
Service unavailable	*
Failure to pay the loan	101,748
Inadequate service	96,855
Ignorance	17,725
No return	7,560
Others	13,718
Reasons for not using advisory service	
Service unavailable	5,170
Inadequate service	143,370
Ignorance	34,851
No return	*
Others	5,524
Supplier of fertilizers	
Government	19,772
Private organizations	*
Traders	*
Others	-

Table 4.7.6 Number of Holders by Type of Farm practice

Wolayita	
Farm Practice	Number of Holders Reporting
Crop rotation	402,248
Reasons for not participating in extension package	
Ignorance	17,620
Shortage of money	76,579
Suspicion on efficacy	5,986
Programs unavailable	*
Insufficient arable land	37,887
Others	*
Use of services	
Credit	96,363
Advisory	328,963
Reasons for not using credit service	
Service unavailable	6,817
Failure to pay the loan	291,148
Inadequate service	12,234
Ignorance	13,299
No return	12,426
Others	15,498
Reasons for not using advisory service	
Service unavailable	9,324
Inadequate service	34,363
Ignorance	47,353
No return	9,180
Others	18,601
Supplier of fertilizers	
Government	191,411
Private organizations	3,330
Traders	100,288
Others	*

Table 4.7.7 Number of Holders by Type of Farm practice

South Omo	
Farm Practice	Number of Holders Reporting
Crop rotation	65,324
Reasons for not participating in extension package	
Ignorance	16,264
Shortage of money	21,754
Suspicion on efficacy	3,550
Programs unavailable	*
Insufficient arable land	14,167
Others	*
Use of services	
Credit	36,866
Advisory	86,732
Reasons for not using credit service	
Service unavailable	12,287
Failure to pay the loan	33,868
Inadequate service	8,433
Ignorance	10,919
No return	4,934
Others	6,353
Reasons for not using advisory service	
Service unavailable	*
Inadequate service	5,349
Ignorance	14,621
No return	*
Others	*
Supplier of fertilizers	
Government	38,755
Private organizations	-
Traders	-
Others	*

Table 4.7.8 Number of Holders by Type of Farm practice

Sheka	
Farm Practice	Number of Holders Reporting
Crop rotation	20,453
Reasons for not participating in extension package	
Ignorance	3,129
Shortage of money	19,175
Suspicion on efficacy	12,177
Programs unavailable	*
Insufficient arable land	11,509
Others	9,551
Use of services	
Credit	6,027
Advisory	47,151
Reasons for not using credit service	
Service unavailable	*
Failure to pay the loan	28,517
Inadequate service	11,542
Ignorance	1,859
No return	4,373
Others	10,988
Reasons for not using advisory service	
Service unavailable	*
Inadequate service	6,506
Ignorance	3,965
No return	*
Others	3,210
Supplier of fertilizers	
Government	8,055
Private organizations	-
Traders	-
Others	*

Table 4.7.9 Number of Holders by Type of Farm practice

Keffa	
Farm Practice	Number of Holders Reporting
Crop rotation	197,384
Reasons for not participating in extension package	
Ignorance	13,512
Shortage of money	55,836
Suspicion on efficacy	38,822
Programs unavailable	*
Insufficient arable land	13,681
Others	7,931
Use of services	
Credit	29,347
Advisory	169,866
Reasons for not using credit service	
Service unavailable	*
Failure to pay the loan	123,295
Inadequate service	7,674
Ignorance	9,046
No return	17,895
Others	40,189
Reasons for not using advisory service	
Service unavailable	*
Inadequate service	23,655
Ignorance	17,528
No return	11,859
Others	4,071
Supplier of fertilizers	
Government	85,538
Private organizations	*
Traders	-
Others	*

Table 4.7.10 Number of Holders by Type of Farm practice

Gamo Gofa	
Farm Practice	Number of Holders Reporting
Crop rotation	296,165
Reasons for not participating in extension package	
Ignorance	7,321
Shortage of money	74,276
Suspicion on efficacy	22,429
Programs unavailable	-
Insufficient arable land	37,036
Others	17,898
Use of services	
Credit	104,844
Advisory	295,643
Reasons for not using credit service	
Service unavailable	*
Failure to pay the loan	146,865
Inadequate service	43,512
Ignorance	20,552
No return	11,581
Others	22,646
Reasons for not using advisory service	
Service unavailable	*
Inadequate service	15,431
Ignorance	29,510
No return	*
Others	13,476
Supplier of fertilizers	
Government	188,001
Private organizations	*
Traders	*
Others	*

Table 4.7.11 Number of Holders by Type of Farm practice

Benchi – Maji

Farm Practice	Number of Holders Reporting
Crop rotation	72,522
Reasons for not participating in extension package	
Ignorance	10,223
Shortage of money	59,441
Suspicion on efficacy	8,423
Programs unavailable	*
Insufficient arable land	13,911
Others	6,578
Use of services	
Credit	20,768
Advisory	83,265
Reasons for not using credit service	
Service unavailable	*
Failure to pay the loan	70,949
Inadequate service	12,031
Ignorance	9,163
No return	4,308
Others	9,285
Reasons for not using advisory service	
Service unavailable	1,953
Inadequate service	24,101
Ignorance	18,106
No return	2,955
Others	1,667
Supplier of fertilizers	
Government	31,702
Private organizations	-
Traders	-
Others	-

Table 4.7.12 Number of Holders by Type of Farm practice

Yem Special Wereda

Farm Practice	Number of Holders Reporting
Crop rotation	20,949
Reasons for not participating in extension package	
Ignorance	424
Shortage of money	4,707
Suspicion on efficacy	*
Programs unavailable	-
Insufficient arable land	1,942
Others	801
Use of services	
Credit	7,067
Advisory	19,968
Reasons for not using credit service	
Service unavailable	*
Failure to pay the loan	10,257
Inadequate service	*
Ignorance	*
No return	588
Others	2,728
Reasons for not using advisory service	
Service unavailable	*
Inadequate service	*
Ignorance	209
No return	*
Others	848
Supplier of fertilizers	
Government	17,121
Private organizations	*
Traders	*
Others	*

Table 4.7.13 Number of Holders by Type of Farm practice

Segen Peoples

Farm Practice	Number of Holders Reporting
Crop rotation	69,969
Reasons for not participating in extension package	
Ignorance	11,598
Shortage of money	29,882
Suspicion on efficacy	12,652
Programs unavailable	*
Insufficient arable land	16,059
Others	4,882
Use of services	
Credit	23,579
Advisory	79,540
Reasons for not using credit service	
Service unavailable	1,317
Failure to pay the loan	47,804
Inadequate service	22,577
Ignorance	9,993
No return	5,095
Others	7,351
Reasons for not using advisory service	
Service unavailable	2,057
Inadequate service	17,676
Ignorance	12,060
No return	2,226
Others	4,158
Supplier of fertilizers	
Government	48,603
Private organizations	-
Traders	*
Others	-

Table 4.7.14 Number of Holders by Type of Farm practice

Dawro

Farm Practice	Number of Holders Reporting
Crop rotation	111,382
Reasons for not participating in extension package	
Ignorance	8,285
Shortage of money	28,834
Suspicion on efficacy	4,790
Programs unavailable	*
Insufficient arable land	27,119
Others	1,626
Use of services	
Credit	28,837
Advisory	89,158
Reasons for not using credit service	
Service unavailable	*
Failure to pay the loan	69,418
Inadequate service	11,559
Ignorance	7,089
No return	*
Others	6,287
Reasons for not using advisory service	
Service unavailable	1,730
Inadequate service	7,674
Ignorance	16,745
No return	3,192
Others	9,914
Supplier of fertilizers	
Government	54,457
Private organizations	*
Traders	4,357
Others	*

Table 4.7.15 Number of Holders by Type of Farm practice

Basketo Special Wereda

Farm Practice	Number of Holders Reporting
Crop rotation	13,559
Reasons for not participating in extension package	
Ignorance	309
Shortage of money	4,594
Suspicion on efficacy	567
Programs unavailable	-
Insufficient arable land	2,744
Others	489
Use of services	
Credit	5,362
Advisory	12,688
Reasons for not using credit service	
Service unavailable	*
Failure to pay the loan	7,230
Inadequate service	549
Ignorance	1,151
No return	1,019
Others	583
Reasons for not using advisory service	
Service unavailable	*
Inadequate service	1,098
Ignorance	1,070
No return	437
Others	506
Supplier of fertilizers	
Government	6,613
Private organizations	-
Traders	-
Others	-

Table 4.7.16 Number of Holders by Type of Farm practice

Konta Special Wereda

Farm Practice	Number of Holders Reporting
Crop rotation	33,837
Reasons for not participating in extension package	
Ignorance	3,434
Shortage of money	7,454
Suspicion on efficacy	787
Programs unavailable	*
Insufficient arable land	6,687
Others	*
Use of services	
Credit	6,744
Advisory	24,595
Reasons for not using credit service	
Service unavailable	*
Failure to pay the loan	20,438
Inadequate service	*
Ignorance	3,479
No return	523
Others	1,714
Reasons for not using advisory service	
Service unavailable	*
Inadequate service	*
Ignorance	4,879
No return	1,323
Others	*
Supplier of fertilizers	
Government	13,538
Private organizations	-
Traders	*
Others	-

Table 4.7.17 Number of Holders by Type of Farm practice

Silitie	
Farm Practice	Number of Holders Reporting
Crop rotation	180,741
Reasons for not participating in extension package	
Ignorance	11,438
Shortage of money	9,299
Suspicion on efficacy	*
Programs unavailable	*
Insufficient arable land	8,500
Others	*
Use of services	
Credit	112,977
Advisory	167,280
Reasons for not using credit service	
Service unavailable	*
Failure to pay the loan	35,847
Inadequate service	*
Ignorance	10,377
No return	10,418
Others	17,006
Reasons for not using advisory service	
Service unavailable	1,952
Inadequate service	4,920
Ignorance	*
No return	*
Others	3,593
Supplier of fertilizers	
Government	164,386
Private organizations	*
Traders	16,533
Others	-

Table 4.7.18 Number of Holders by Type of Farm practice

Alaba Special Wereda	
Farm Practice	Number of Holders Reporting
Crop rotation	63,573
Reasons for not participating in extension package	
Ignorance	2,892
Shortage of money	9,037
Suspicion on efficacy	*
Programs unavailable	*
Insufficient arable land	3,918
Others	*
Use of services	
Credit	38,624
Advisory	46,191
Reasons for not using credit service	
Service unavailable	*
Failure to pay the loan	18,339
Inadequate service	2,530
Ignorance	*
No return	*
Others	1,333
Reasons for not using advisory service	
Service unavailable	*
Inadequate service	4,561
Ignorance	8,781
No return	*
Others	1,888
Supplier of fertilizers	
Government	46,523
Private organizations	897
Traders	10,333
Others	*

Table 4.8 Number of Holders by Type of Farm practice

Gambella Region

Farm Practice	Number of Holders Reporting
Crop rotation	10864
Reasons for not participating in extension package	
Ignorance	10417
Shortage of money	1043
Suspicion on efficacy	4382
Programs unavailable	18589
Insufficient arable land	1737
Others	10689
Use of services	
Credit	881
Advisory	7232
Reasons for not using credit service	
Service unavailable	32282
Failure to pay the loan	2205
Inadequate service	9046
Ignorance	1196
No return	*
Others	1854
Reasons for not using advisory service	
Service unavailable	15758
Inadequate service	19198
Ignorance	5098
No return	334
Others	309
Supplier of fertilizers	
Government	-
Private organizations	-
Traders	-
Others	-

Table 4.8.1 Number of Holders by Type of Farm practice

Agnauke

Farm Practice	Number of Holders Reporting
Crop rotation	1553
Reasons for not participating in extension package	
Ignorance	1899
Shortage of money	*
Suspicion on efficacy	1121
Programs unavailable	2211
Insufficient arable land	*
Others	2443
Use of services	
Credit	*
Advisory	1843
Reasons for not using credit service	
Service unavailable	5624
Failure to pay the loan	*
Inadequate service	1325
Ignorance	*
No return	*
Others	*
Reasons for not using advisory service	
Service unavailable	1587
Inadequate service	2983
Ignorance	1567
No return	-
Others	*
Supplier of fertilizers	
Government	-
Private organizations	-
Traders	-
Others	-

Table 4.8.2 Number of Holders by Type of Farm practice

Nuware	
Farm Practice	Number of Holders Reporting
Crop rotation	114
Reasons for not participating in extension package	
Ignorance	5251
Shortage of money	*
Suspicion on efficacy	*
Programs unavailable	3950
Insufficient arable land	-
Others	2121
Use of services	
Credit	*
Advisory	502
Reasons for not using credit service	
Service unavailable	10980
Failure to pay the loan	*
Inadequate service	437
Ignorance	*
No return	-
Others	-
Reasons for not using advisory service	
Service unavailable	4326
Inadequate service	4377
Ignorance	2769
No return	-
Others	*
Supplier of fertilizers	
Government	-
Private organizations	-
Traders	-
Others	-

Table 4.8.3 Number of Holders by Type of Farm practice

Mezenger	
Farm Practice	Number of Holders Reporting
Crop rotation	8808
Reasons for not participating in extension package	
Ignorance	3182
Shortage of money	*
Suspicion on efficacy	2395
Programs unavailable	10077
Insufficient arable land	1515
Others	4071
Use of services	
Credit	658
Advisory	4443
Reasons for not using credit service	
Service unavailable	11775
Failure to pay the loan	1500
Inadequate service	6296
Ignorance	*
No return	*
Others	1582
Reasons for not using advisory service	
Service unavailable	7654
Inadequate service	9526
Ignorance	434
No return	221
Others	*
Supplier of fertilizers	
Government	-
Private organizations	-
Traders	-
Others	-

Table 4.7.21 Number of Holders by Type of Farm practice

Itang Special	
Farm Practice	Number of Holders Reporting
Crop rotation	*
Reasons for not participating in extension package	
Ignorance	*
Shortage of money	*
Suspicion on efficacy	777
Programs unavailable	*
Insufficient arable land	*
Others	2055
Use of services	
Credit	*
Advisory	*
Reasons for not using credit service	
Service unavailable	3903
Failure to pay the loan	*
Inadequate service	*
Ignorance	*
No return	-
Others	*
Reasons for not using advisory service	
Service unavailable	*
Inadequate service	2313
Ignorance	*
No return	*
Others	-
Supplier of fertilizers	
Government	-
Private organizations	-
Traders	-
Others	-

Table 4.9 Number of Holders by Type of Farm practice

Harari Region	
Farm Practice	Number of Holders Reporting
Crop rotation	9,917
Reasons for not participating in extension package	
Ignorance	677
Shortage of money	5,262
Suspicion on efficacy	2,409
Programs unavailable	*
Insufficient arable land	2,604
Others	2,471
Use of services	
Credit	3,052
Advisory	14,517
Reasons for not using credit service	
Service unavailable	3,061
Failure to pay the loan	2,056
Inadequate service	15,300
Ignorance	*
No return	*
Others	4,063
Reasons for not using advisory service	
Service unavailable	*
Inadequate service	9,305
Ignorance	740
No return	*
Others	940
Supplier of fertilizers	
Government	2,693
Private organizations	3,139
Traders	3,641
Others	6,433

Table 4.10 Number of Holders by Type of Farm practice

Dire Dawa

Farm Practice	Number of Holders Reporting
Crop rotation	2,492
Reasons for not participating in extension package	
Ignorance	2,440
Shortage of money	2,649
Suspicion on efficacy	1,716
Programs unavailable	7,232
Insufficient arable land	1,544
Others	8,616
Use of services	
Credit	2,573
Advisory	11,212
Reasons for not using credit service	
Service unavailable	591
Failure to pay the loan	5,083
Inadequate service	19,158
Ignorance	*
No return	*
Others	2,505
Reasons for not using advisory service	
Service unavailable	2,271
Inadequate service	15,362
Ignorance	787
No return	*
Others	1,077
Supplier of fertilizers	
Government	295
Private organizations	*
Traders	1,579
Others	*

Table 5 Number of Holders and Area of Irrigated land by Source of Water

Geographic area		Source of Water					
		River	Lake	Pond	Water Harvest	Others	Total
Ethiopia	Holders	856,640	35,099	114,973	79,669	167,293	1,208,548
	Hectare	138,977	10,808	14,586	5,523	9,011	178,904
Tigray Region	Holders	70,707	6,649	18,969	30,815	16,628	136,102
	Hectare	7,693	*	953	924	*	10,891
North West Tigray	Holders	17,174	1,941	*	*	*	25,463
	Hectare	*	*	*	*	*	3,420
Central Tigray	Holders	14,887	2,354	2,966	8,645	4,464	32,410
	Hectare	349	*	*	*	*	565
East Tigray	Holders	6,385	*	4,905	17,351	6,908	34,550
	Hectare	534	*	*	*	*	1,408
South Tigray	Holders	29,296	*	*	2,989	4,973	37,618
	Hectare	4,265	*	*	*	*	5,054
Western Tigray	Holders	2,967	*	3,013	*	-	6,061
	Hectare	375	*	*	*	-	444
Afar Region	Holders	15,615	*	-	-	-	15,639
	Hectare	5,139	*	-	-	-	5,150
Zone 1	Holders	12,530	-	-	-	-	12,530
	Hectare	3,472	-	-	-	-	3,472
Zone 3	Holders	3,085	*	-	-	-	3,110
	Hectare	1,667	*	-	-	-	1,677
Amhara Region	Holders	376,208	9,466	21,805	28,244	122,094	539,922
	Hectare	29,783	*	*	*	4,275	42,295
North Gonder	Holders	33,938	*	*	*	*	48,734
	Hectare	1,606	*	*	*	*	*
South Gonder	Holders	25,058	-	3,694	*	*	36,507
	Hectare	*	-	*	*	*	*
North Wollo	Holders	44,869	*	3,474	*	7,693	55,983
	Hectare	2,911	*	*	*	*	3,155
South Wollo	Holders	32,884	-	*	*	7,403	49,484
	Hectare	1,529	-	*	*	*	*
North Shewa	Holders	61,797	2,827	*	5,654	20,293	86,867
	Hectare	*	*	*	*	*	*
East Gojjam	Holders	55,556	*	*	*	13,147	69,839
	Hectare	3,489	*	*	*	209	4,540
West Gojjam	Holders	54,539	*	-	*	55,590	111,801
	Hectare	2,604	*	-	*	*	5,091
Waghamera	Holders	6,675	*	1,086	*	*	8,174
	Hectare	*	*	*	*	*	389
Awii	Holders	51,151	-	*	*	9,794	60,844
	Hectare	2,970	-	*	*	*	3,118
Oromia Zone	Holders	9,382	*	*	*	1,719	11,250
	Hectare	668	*	*	*	*	*
Argoba Special	Holder	359	-	*	*	*	437
	Hectare	*	-	*	*	*	126
Oromia Region	Holders	245,103	13,776	70,152	*	17,030	342,621
	Hectare	46,691	5,946	10,652	*	2,757	67,484
West Welega	Holders	3,750	-	-	-	*	4,119
	Hectare	*	-	-	-	*	*
East Welega	Holders	5,765	-	-	*	*	6,034
	Hectare	*	-	-	*	*	*
Illubabor	Holders	*	*	-	-	-	*
	Hectare	*	*	-	-	-	*
Jimma	Holders	*	-	*	-	*	*
	Hectare	*	-	*	-	*	*
West Shewa	Holders	20,880	*	-	-	*	23,450
	Hectare	*	*	-	-	*	*
North Shewa	Holders	13,482	-	*	*	*	15,719
	Hectare	432	-	*	*	*	464

Table 5 (cont'd)

Geographic	Source of Water
------------	-----------------

area		River	Lake	Pond	Water Harvest	Others	Total
East Shewa	Holders	18,014	*	*	-	*	21,754
	Hectare	*	*	*	-	*	10,132
Arsi	Holders	*	-	*	-	*	19,692
	Hectare	*	-	*	-	*	*
West Harerge	Holders	57,837	*	*	*	*	64,563
	Hectare	11,129	*	*	*	*	12,985
East Harerge	Holders	59,147	*	54,827	*	*	123,258
	Hectare	13,148	*	8,544	*	*	24,171
Bale	Holders	*	*	-	*	-	11,075
	Hectare	1,702	*	-	*	-	3,746
Borena	Holders	*	-	*	-	-	*
	Hectare	*	-	*	-	-	*
South West Shewa	Holders	*	*	-	-	-	20,753
	Hectare	*	*	-	-	-	1,639
Guji	Holders	*	-	-	-	-	*
	Hectare	*	-	-	-	-	*
West Arsi	Holders	*	*	*	-	*	*
	Hectare	*	*	*	-	*	*
Kelem	Holders	2,488	*	*	*	*	3,974
	Hectare	*	*	*	*	*	*
Horoguduru	Holders	4,662	2,079	*	-	2,108	8,872
	Hectare	*	1,000	*	-	*	3,048
Somali Region	Holders	12,369	*	-	*	*	12,500
	Hectare	4,470	*	-	*	*	4,590
Shinele	Holders	3,814	-	-	-	*	3,828
	Hectare	1,605	-	-	-	*	1,607
Jijiga	Holders	-	-	-	-	-	-
	Hectare	-	-	-	-	-	-
Liben	Holders	8,554	*	-	*	-	8,671
	Hectare	2,865	*	-	*	-	2,984
Benishangul	Holders	9,276	*	-	-	*	10,564
	Hectare	1,173	*	-	-	*	1,280
Metekel Zone	Holders	4,236	-	-	-	*	5,187
	Hectare	*	-	-	-	*	*
Asosa	Holders	*	*	-	-	-	4,855
	Hectare	96	*	-	-	-	*
Kemashi	Holders	*	*	-	-	-	*
	Hectare	*	*	-	-	-	*
Mao Komo	Holders	*	-	-	-	*	445
	Hectare	*	-	-	-	*	*
S.N.N.P Region	Holders	117,770	*	*	*	*	135,570
	Hectare	42,181	355	*	*	*	43,982
Gurage	Holders	*	-	-	-	*	*
	Hectare	*	-	-	-	*	*
Hadiya	Holders	*	*	-	*	-	*
	Hectare	*	*	-	*	-	101
Kemb. – Temb.	Holders	*	-	-	*	-	*
	Hectare	*	-	-	*	-	*
Sidama	Holders	*	*	-	-	-	*
	Hectare	*	*	-	-	-	*
Gedio	Holders	-	*	-	-	*	*
	Hectare	-	*	-	-	*	*
Wolayita	Holders	*	-	*	-	*	*
	Hectare	*	-	*	-	*	*
South Omo	Holders	-	*	-	-	-	*
	Hectare	-	*	-	-	-	*
Sheka	Holders	-	-	-	-	-	-
	Hectare	-	-	-	-	-	-

Table 5 (cont'd)

Geographic area	Source of Water					
	River	Lake	Pond	Water Harvest	Others	Total

Keffa	Holders	-	*	-	-	-	*
	Hectare	-	*	-	-	-	*
Gamo - Gofa	Holders	30,397	-	*	*	*	31,641
	Hectare	*	-	*	*	*	*
Benchi – Maji	Holders	*	-	-	-	-	*
	Hectare	*	-	-	-	-	*
Yem	Holders	*	*	-	-	*	*
	Hectare	*	*	-	-	*	*
Segen Peoples	Holders	34,821	*	-	-	*	34,894
	Hectare	13,932	*	-	-	*	14,068
Dawro	Holders	-	-	-	-	-	-
	Hectare	-	-	-	-	-	-
Basketo	Holders	*	*	*	*	-	206
	Hectare	*	*	*	*	-	*
Konta	Holders	*	*	-	-	-	*
	Hectare	*	*	-	-	-	*
Silitie	Holders	*	-	*	*	*	13,294
	Hectare	*	-	*	*	*	*
Alaba	Holders	*	-	-	-	*	*
	Hectare	*	-	-	-	*	*
Gambella Region	Holder	*	-	-	*	*	269
	Hectare	*	-	-	*	*	*
Agnuwak	Holder	*	-	-	-	*	*
	Hectare	*	-	-	-	*	*
Nuware	Holder	*	-	-	-	*	*
	Hectare	*	-	-	-	*	*
Mezenger	Holder	*	-	-	*	*	*
	Hectare	*	-	-	*	*	*
Itang Special	Holder	*	-	-	-	*	*
	Hectare	*	-	-	-	*	*
Harari Region	Holders	3565	229	1603	669	1959	7856
	Hectare	*	*	267	*	387	1592
Dire Dawa	Holders	6430	-	*	-	*	7124
	Hectare	1642	-	*	-	*	1760

Table 6 Area of Irrigated land by Crop and Source of Water

Ethiopia

Crop type	Source of Water					
	River	Lake	Pond	Water Harvest	Others	Total
All	138977	10808	14586	5523	9011	178904
Cereals	58800	6426	6445	2258	3209	77138
Teff	7212	230	*	*	*	8916
Barley	2225	*	*	*	*	3190
Wheat	3219	*	*	*	*	6403
Maize	33913	2511	2889	156	1360	40829
Sorghum	11508	*	605	*	685	13451
Finger millet	213	*	*	*	-	978
Oats / 'Aja'	*	*	*	-	-	468
Rice	*	-	*	*	-	*
Pulses	2873	533	416	*	*	4207
Horse / Faba beans	205	*	*	-	*	419
Field Peas	*	*	-	-	-	*
Haricot beans white	*	-	*	-	*	*
Haricot beans red	*	*	*	-	*	*
Chick peas	*	*	*	*	*	1448
Lentils	*	*	-	-	-	*
Vetch / Grass peas	*	-	-	-	-	*
Soya beans	-	-	-	-	-	-
Fenugreek	*	-	*	*	-	206
Masho	-	-	-	-	-	-
Gibto	-	-	-	-	-	-
Oilseeds	2690	*	*	*	446	5215
Neug	-	-	-	-	*	*
Linseed	*	*	*	-	*	95
Groundnuts	*	-	*	*	*	*
Safflower	-	-	-	-	-	-
Sesame	2348	*	-	*	*	4557
Rapeseed	*	-	-	-	*	*
Vegetables	2426	*	248	*	*	4186
Lettuce	*	*	*	-	*	15
Head cabbage	329	-	*	*	*	369
Ethiopian cabbage	163	*	*	*	*	263
Tomatoes	780	*	*	*	*	1739
Green peppers	653	*	17	*	35	912
Red peppers	479	-	*	*	*	867
Swiss chard	*	-	*	*	*	21
Root crops	16091	*	671	*	620	18415
Beetroot	29	-	-	*	*	31
Carrot	*	-	*	*	*	*
Onion	9484	*	*	*	*	10636
Potatoes	2457	*	*	*	*	2733
Yam	-	-	-	-	-	-
Garlic	647	*	52	*	*	947
Taro 'Godere'	*	-	-	-	*	*
Sweet potatoes	3214	*	453	*	44	3731
Other Temporary	*	*	27	*	21	*
Permanent crops	15297	*	235	*	365	16144
Avocado	271	*	*	*	*	299
Bananas	12703	*	106	*	29	12960
Guava	216	*	*	*	*	453
Lemons	211	*	*	*	*	288
Mangoes	1122	*	*	*	*	1241
Oranges	467	*	*	*	*	525
Papayas	308	*	*	6	46	379
Pineapples	-	-	-	-	-	-
Stimulant Crops	27611	*	6393	2429	3232	39817
Chat	17501	*	5277	2069	2002	26983
Coffee	7851	*	*	*	234	9356
Hops / 'Gesho'	2258	*	102	116	996	3478
Enset	2110	*	*	*	*	2140
Sugar cane	4752	-	*	19	*	4927
Other permanent	1329	*	*	*	19	1427

Table 6 Area of Irrigated land by Crop and Source of Water

Tigray

Crop type	Source of Water					
	River	Lake	Pond	Water Harvest	Others	Total
All	7693	*	953	924	*	10891
Cereals	5439	*	*	485	*	6995
Teff	2053	*	*	-	*	2297
Barley	325	*	*	*	-	574
Wheat	*	*	-	*	-	1462
Maize	*	*	*	*	-	428
Sorghum	1465	*	-	*	*	1514
Finger millet	*	*	*	*	-	721
Oats / 'Aja'	-	-	-	-	-	-
Rice	-	-	-	-	-	-
Pulses	*	*	-	*	-	*
Horse / Faba beans	-	-	-	-	-	-
Field Peas	*	*	-	-	-	*
Haricot beans white	-	-	-	-	-	-
Haricot beans red	-	-	-	-	-	-
Chick peas	-	-	-	-	-	-
Lentils	-	-	-	-	-	-
Vetch / Grass peas	*	-	-	-	-	*
Soya beans	-	-	-	-	-	-
Fenugreek	-	-	-	*	-	*
Gibto	-	-	-	-	-	-
Oilseeds	*	*	-	*	-	*
Neug	-	-	-	-	-	-
Linseed	*	-	-	-	-	*
Groundnuts	-	-	-	-	-	-
Safflower	-	-	-	-	-	-
Sesame	*	*	-	*	-	*
Rapeseed	-	-	-	-	-	-
Vegetables	126	*	*	*	24	452
Lettuce	*	-	*	-	*	*
Head cabbage	*	-	*	*	*	*
Ethiopian cabbage	-	-	-	-	*	*
Tomatoes	*	*	*	*	-	105
Green peppers	*	-	5	*	*	*
Red peppers	*	-	*	*	*	*
Swiss chard	*	-	*	*	*	2
Root crops	480	*	62	*	*	675
Beetroot	-	-	-	-	-	-
Carrot	*	-	*	-	-	*
Onion	*	*	*	*	*	289
Potatoes	*	-	*	*	-	*
Yam	-	-	-	-	-	-
Garlic	*	*	*	*	*	*
Taro 'Godere'	-	-	-	-	-	-
Sweet potatoes	-	-	-	-	-	-
Other Temporary	*	-	*	*	*	16
Permanent crops	305	*	*	*	*	618
Avocado	7	*	*	*	*	14
Bananas	*	-	*	*	*	*
Guava	*	*	*	*	*	295
Lemons	11	-	*	*	-	21
Mangoes	*	*	*	*	-	48
Oranges	20	*	*	*	-	31
Papayas	11	-	*	*	*	23
Pineapples	-	-	-	-	-	-
Stimulant Crops	399	*	70	120	*	636
Chat	*	-	-	*	-	*
Coffee	32	-	*	*	*	45
Hops / 'Gesho'	254	*	66	60	*	426
Enset	-	-	-	-	-	-
Sugar cane	*	-	*	-	-	*
Other permanent	*	*	*	*	*	*

Table 6 Area of Irrigated land by Crop and Source of Water

Afar

Crop type	Source of Water					
	River	Lake	Pond	Water Harvest	Others	Total
All	5139	*	-	-	-	5150
Cereals	4179	*	-	-	-	4190
Teff	-	-	-	-	-	-
Barley	-	-	-	-	-	-
Wheat	-	-	-	-	-	-
Maize	3795	*	-	-	-	3806
Sorghum	*	-	-	-	-	*
Finger millet	-	-	-	-	-	-
Oats / 'Aja'	-	-	-	-	-	-
Rice	-	-	-	-	-	-
Pulses	-	-	-	-	-	-
Horse / Faba beans	-	-	-	-	-	-
Field Peas	-	-	-	-	-	-
Haricot beans white	-	-	-	-	-	-
Haricot beans red	-	-	-	-	-	-
Chick peas	-	-	-	-	-	-
Lentils	-	-	-	-	-	-
Vetch / Grass peas	-	-	-	-	-	-
Soya beans	-	-	-	-	-	-
Fenugreek	-	-	-	-	-	-
Mung bean/"Masho"/	-	-	-	-	-	-
Gibto	-	-	-	-	-	-
Oilseeds	*	-	-	-	-	*
Neug	-	-	-	-	-	-
Linseed	-	-	-	-	-	-
Groundnuts	-	-	-	-	-	-
Safflower	-	-	-	-	-	-
Sesame	*	-	-	-	-	*
Rapeseed	-	-	-	-	-	-
Vegetables	*	-	-	-	-	*
Lettuce	-	-	-	-	-	-
Head cabbage	-	-	-	-	-	-
Ethiopian cabbage	-	-	-	-	-	-
Tomatoes	*	-	-	-	-	*
Green peppers	*	-	-	-	-	*
Red peppers	*	-	-	-	-	*
Swiss chard	-	-	-	-	-	-
Root crops	*	-	-	-	-	*
Beetroot	-	-	-	-	-	-
Carrot	-	-	-	-	-	-
Onion	*	-	-	-	-	*
Potatoes	-	-	-	-	-	-
Yam	-	-	-	-	-	-
Garlic	-	-	-	-	-	-
Taro 'Godere'	-	-	-	-	-	-
Sweet potatoes	*	-	-	-	-	*
Other Temporary	-	-	-	-	-	-
Permanent crops	*	-	-	-	-	*
Avocado	-	-	-	-	-	-
Bananas	*	-	-	-	-	*
Guava	*	-	-	-	-	*
Lemons	*	-	-	-	-	*
Mangoes	*	-	-	-	-	*
Oranges	*	-	-	-	-	*
Papayas	*	-	-	-	-	*
Pineapples	-	-	-	-	-	-
Stimulant Crops	-	-	-	-	-	-
Chat	-	-	-	-	-	-
Coffee	-	-	-	-	-	-
Hops / 'Gesho'	-	-	-	-	-	-
Enset	-	-	-	-	-	-
Sugar cane	-	-	-	-	-	-
Other permanent	449	-	-	-	-	449

Table 6 Area of Irrigated land by Crop and Source of Water

Amhara

Crop type	Source of Water					
	River	Lake	Pond	Water Harvest	Others	Total
All	29783	*	*	*	4275	42295
Cereals	10160	*	*	*	1125	16204
Teff	1549	*	-	*	*	2674
Barley	1107	*	-	-	*	1445
Wheat	752	*	-	-	*	983
Maize	1998	*	*	*	*	3182
Sorghum	*	*	-	*	*	*
Finger millet	*	*	-	*	-	*
Oats / 'Aja'	*	*	-	-	-	*
Rice	*	-	*	*	-	*
Pulses	485	*	*	*	*	1140
Horse / Faba beans	*	*	-	-	-	178
Field Peas	-	*	-	-	-	*
Haricot beans white	-	-	-	-	-	-
Haricot beans red	*	-	-	-	*	*
Chick peas	*	-	*	*	*	*
Lentils	*	-	-	-	-	*
Vetch / Grass peas	*	-	-	-	-	*
Soya beans	-	-	-	-	-	-
Fenugreek	*	-	*	*	-	*
Mung bean/"Masho"/	-	-	-	-	-	-
Gibto	-	-	-	-	-	-
Oilseeds	*	*	-	*	*	*
Neug	-	-	-	-	-	-
Linseed	-	*	-	-	-	*
Groundnuts	-	-	-	-	-	-
Safflower	-	-	-	-	-	-
Sesame	*	*	-	*	*	*
Rapeseed	*	-	-	-	*	*
Vegetables	679	-	22	26	77	803
Lettuce	*	-	-	-	*	*
Head cabbage	*	-	*	*	*	*
Ethiopian cabbage	*	-	-	*	*	54
Tomatoes	*	-	*	*	*	22
Green peppers	185	-	*	*	*	213
Red peppers	378	-	*	*	*	430
Swiss chard	*	-	*	*	*	*
Root crops	*	*	*	*	261	9295
Beetroot	*	-	-	-	-	*
Carrot	*	-	*	*	*	*
Onion	*	-	*	*	*	*
Potatoes	2021	*	-	*	*	2134
Yam	-	-	-	-	-	-
Garlic	423	-	*	*	*	602
Taro 'Godere'	-	-	-	-	*	*
Sweet potatoes	*	-	-	*	*	*
Other Temporary	*	-	*	*	13	*
Permanent crops	1368	*	7	4	246	1625
Avocado	45	-	-	-	*	57
Bananas	838	*	4	-	15	856
Guava	62	-	*	*	*	66
Lemons	19	*	-	-	*	*
Mangoes	141	-	*	*	*	235
Oranges	177	-	*	*	*	214
Papayas	86	*	*	*	*	114
Pineapples	-	-	-	-	-	-
Stimulant Crops	4915	*	43	*	2201	8154
Chat	1637	-	*	*	*	3510
Coffee	1566	*	*	*	212	1924
Hops / 'Geshe'	1713	*	32	44	928	2721
Enset	-	-	-	-	-	-
Sugar cane	1115	-	*	*	*	1163
Other permanent	172	-	*	*	14	198

Table 6 Area of Irrigated land by Crop and Source of Water

Oromia

Crop type	Source of Water					
	River	Lake	Pond	Water Harvest	Others	Total
All	46691	5946	10652	*	2757	67484
Cereals	17802	4036	3451	*	*	26942
Teff	*	*	*	-	*	*
Barley	762	*	*	-	-	1133
Wheat	1272	*	*	-	*	3871
Maize	10750	1450	2770	*	*	15389
Sorghum	3052	-	519	*	*	4261
Finger millet	-	-	-	-	-	-
Oats / 'Aja'	*	*	*	-	-	*
Rice	-	-	-	-	-	-
Pulses	1118	*	*	-	*	1754
Horse / Faba beans	*	-	*	-	*	*
Field Peas	*	-	-	-	-	*
Haricot beans white	*	-	*	-	-	*
Haricot beans red	*	*	*	-	-	146
Chick peas	*	*	*	-	-	*
Lentils	*	*	-	-	-	*
Vetch / Grass peas	*	-	-	-	-	*
Soya beans	-	-	-	-	-	-
Fenugreek	*	-	*	-	-	*
Mung bean/"Masho"/	-	-	-	-	-	-
Gibto	-	-	-	-	-	-
Oilseeds	424	-	*	*	*	832
Neug	-	-	-	-	*	*
Linseed	*	-	*	-	*	*
Groundnuts	*	-	*	*	*	*
Safflower	-	-	-	-	-	-
Sesame	*	-	-	-	*	*
Rapeseed	*	-	-	-	-	*
Vegetables	806	*	*	*	*	1766
Lettuce	*	*	*	-	-	*
Head cabbage	*	-	-	*	-	*
Ethiopian cabbage	*	*	*	-	-	142
Tomatoes	401	*	*	-	*	1180
Green peppers	94	*	*	*	*	*
Red peppers	*	-	-	-	*	*
Swiss chard	*	-	-	-	-	*
Root crops	4995	*	554	*	*	6517
Beetroot	14	-	-	-	*	14
Carrot	*	-	-	-	-	*
Onion	*	*	*	-	*	3175
Potatoes	*	*	*	*	*	468
Yam	-	-	-	-	-	-
Garlic	92	-	*	*	*	*
Taro 'Godere'	-	-	-	-	-	-
Sweet potatoes	2164	-	450	*	*	2640
Other Temporary	72	*	*	-	*	*
Permanent crops	2400	-	*	-	*	2498
Avocado	*	-	-	-	-	*
Bananas	2051	-	*	-	*	2146
Guava	60	-	*	-	-	62
Lemons	*	-	-	-	*	*
Mangoes	139	-	*	-	-	140
Oranges	17	-	-	-	-	17
Papayas	97	-	-	-	*	98
Pineapples	-	-	-	-	-	-
Stimulant Crops	16685	*	6083	*	*	24345
Chat	12530	*	5092	*	*	19094
Coffee	3909	-	*	*	*	4965
Hops / 'Geshe'	246	-	*	*	*	286
Enset	*	*	-	-	*	*
Sugar cane	2043	-	*	*	*	2145
Other permanent	*	-	*	*	*	*

Table 6 Area of Irrigated land by Crop and Source of Water

Somalie						
Crop type	Source of Water					
	River	Lake	Pond	Water Harvest	Others	Total
All	4470	*	-	*	*	4590
Cereals	2612	*	-	-	-	2627
Teff	-	-	-	-	-	-
Barley	-	-	-	-	-	-
Wheat	-	-	-	-	-	-
Maize	*	*	-	-	-	1721
Sorghum	906	-	-	-	-	906
Finger millet	-	-	-	-	-	-
Oats / 'Aja'	-	-	-	-	-	-
Rice	-	-	-	-	-	-
Pulses	*	-	-	-	*	*
Horse / Faba beans	-	-	-	-	-	-
Field Peas	-	-	-	-	-	-
Haricot beans white	*	-	-	-	*	*
Haricot beans red	*	-	-	-	-	*
Chick peas	-	-	-	-	-	-
Lentils	-	-	-	-	-	-
Vetch / Grass peas	-	-	-	-	-	-
Soya beans	-	-	-	-	-	-
Fenugreek	-	-	-	-	-	-
Mung bean/"Masho"/	-	-	-	-	-	-
Gibto	-	-	-	-	-	-
Oilseeds	*	-	-	-	-	*
Neug	-	-	-	-	-	-
Linseed	-	-	-	-	-	-
Groundnuts	*	-	-	-	-	*
Safflower	-	-	-	-	-	-
Sesame	*	-	-	-	-	*
Rapeseed	-	-	-	-	-	-
Vegetables	*	-	-	-	*	*
Lettuce	-	-	-	-	-	-
Head cabbage	-	-	-	-	-	-
Ethiopian cabbage	-	-	-	-	-	-
Tomatoes	*	-	-	-	*	*
Green peppers	*	-	-	-	*	*
Red peppers	-	-	-	-	-	-
Swiss chard	-	-	-	-	-	-
Root crops	*	-	-	-	*	*
Beetroot	-	-	-	-	-	-
Carrot	-	-	-	-	-	-
Onion	*	-	-	-	*	*
Potatoes	-	-	-	-	-	-
Yam	-	-	-	-	-	-
Garlic	-	-	-	-	-	-
Taro 'Godere'	-	-	-	-	-	-
Sweet potatoes	*	-	-	-	-	*
Other Temporary	-	-	-	-	-	-
Permanent crops	725	*	-	*	*	826
Avocado	-	-	-	-	-	-
Bananas	*	*	-	*	-	*
Guava	*	-	-	-	-	*
Lemons	84	-	-	-	-	84
Mangoes	*	-	-	-	-	*
Oranges	212	-	-	-	-	212
Papayas	*	-	-	*	*	*
Pineapples	-	-	-	-	-	-
Stimulant Crops	*	-	-	-	-	*
Chat	*	-	-	-	-	*
Coffee	*	-	-	-	-	*
Hops / 'Geshe'	-	-	-	-	-	-
Enset	-	-	-	-	-	-
Sugar cane	*	-	-	*	-	*
Other permanent	*	-	-	-	-	*

Table 6 Area of Irrigated land by Crop and Source of Water

Benishangul – Gumuz

Crop type	Source of Water					
	River	Lake	Pond	Water Harvest	Others	Total
All	1173	*	-	-	*	1280
Cereals	*	*	-	-	-	*
Teff	-	-	-	-	-	-
Barley	*	-	-	-	-	*
Wheat	-	-	-	-	-	-
Maize	*	*	-	-	-	*
Sorghum	-	-	-	-	-	-
Finger millet	-	-	-	-	-	-
Oats / 'Aja'	-	-	-	-	-	-
Rice	-	-	-	-	-	-
Masho	-	-	-	-	-	-
Pulses	-	-	-	-	-	-
Horse / Faba beans	-	-	-	-	-	-
Field Peas	-	-	-	-	-	-
Haricot beans white	-	-	-	-	-	-
Haricot beans red	-	-	-	-	-	-
Chick peas	-	-	-	-	-	-
Lentils	-	-	-	-	-	-
Vetch / Grass peas	-	-	-	-	-	-
Soya beans	-	-	-	-	-	-
Fenugreek	-	-	-	-	-	-
Gibto	-	-	-	-	-	-
Oilseeds	-	-	-	-	-	-
Neug	-	-	-	-	-	-
Linseed	-	-	-	-	-	-
Groundnuts	-	-	-	-	-	-
Safflower	-	-	-	-	-	-
Sesame	-	-	-	-	-	-
Rapeseed	-	-	-	-	-	-
Vegetables	*	-	-	-	*	*
Lettuce	-	-	-	-	-	-
Head cabbage	-	-	-	-	-	-
Ethiopian cabbage	-	-	-	-	-	-
Tomatoes	*	-	-	-	*	*
Green peppers	*	-	-	-	*	*
Red peppers	*	-	-	-	*	*
Swiss chard	-	-	-	-	-	-
Root crops	*	*	-	-	-	*
Beetroot	-	-	-	-	-	-
Carrot	-	-	-	-	-	-
Onion	*	-	-	-	-	*
Potatoes	-	-	-	-	-	-
Yam	-	-	-	-	-	-
Garlic	-	-	-	-	-	-
Taro 'Godere'	-	-	-	-	-	-
Sweet potatoes	*	*	-	-	-	*
Other Temporary	*	-	-	-	*	*
Permanent crops	*	-	-	-	*	*
Avocado	*	-	-	-	-	*
Bananas	*	-	-	-	*	*
Guava	*	-	-	-	-	*
Lemons	*	-	-	-	*	*
Mangoes	*	-	-	-	*	*
Oranges	*	-	-	-	-	*
Papayas	*	-	-	-	*	*
Pineapples	-	-	-	-	-	-
Stimulant Crops	*	-	-	-	-	*
Chat	*	-	-	-	-	*
Coffee	*	-	-	-	-	*
Hops / 'Gesho'	*	-	-	-	-	*
Enset	-	-	-	-	-	-
Sugar cane	*	-	-	-	-	*
Other permanent	*	-	-	-	-	*

Table 6 Area of Irrigated land by Crop and Source of Water

S.N.N.P.R

Crop type	Source of Water					
	River	Lake	Pond	Water Harvest	Others	Total
All	42181	355	*	*	*	43982
Cereals	17736	301	-	*	*	18581
Teff	1867	*	-	-	-	1978
Barley	*	-	-	-	-	*
Wheat	*	*	-	-	-	*
Maize	15118	*	-	*	*	15819
Sorghum	671	-	-	-	*	692
Finger millet	-	*	-	-	-	*
Oats / 'Aja'	-	-	-	-	-	-
Rice	-	-	-	-	-	-
Pulses	*	*	-	-	*	*
Horse / Faba beans	*	-	-	-	-	*
Field Peas	*	-	-	-	-	*
Haricot beans white	*	-	-	-	-	*
Haricot beans red	*	*	-	-	*	*
Chick peas	*	-	-	-	-	*
Lentils	-	-	-	-	-	-
Vetch / Grass peas	-	-	-	-	-	-
Soya beans	-	-	-	-	-	-
Fenugreek	-	-	-	-	-	-
Mung bean/"Masho"/	-	-	-	-	-	-
Gibto	-	-	-	-	-	-
Oilseeds	*	-	-	-	-	*
Neug	-	-	-	-	-	-
Linseed	-	-	-	-	-	-
Groundnuts	*	-	-	-	-	*
Safflower	-	-	-	-	-	-
Sesame	*	-	-	-	-	*
Rapeseed	-	-	-	-	-	-
Vegetables	*	-	*	*	*	*
Lettuce	-	-	-	-	-	-
Head cabbage	*	-	-	-	-	*
Ethiopian cabbage	*	-	*	*	*	66
Tomatoes	*	-	-	*	*	284
Green peppers	*	-	-	-	-	*
Red peppers	*	-	-	-	*	*
Swiss chard	-	-	-	-	-	-
Root crops	*	-	*	*	*	*
Beetroot	*	-	-	*	-	*
Carrot	*	-	-	*	*	*
Onion	*	-	*	*	*	*
Potatoes	*	-	-	-	*	*
Yam	-	-	-	-	-	-
Garlic	*	-	-	-	-	*
Taro 'Godere'	*	-	-	-	*	*
Sweet potatoes	*	-	-	-	-	*
Other Temporary	*	-	-	-	-	*
Permanent crops	*	*	*	*	*	*
Avocado	187	*	-	-	*	197
Bananas	*	-	*	*	-	*
Guava	*	-	-	-	-	*
Lemons	*	-	-	-	-	*
Mangoes	*	-	-	-	*	*
Oranges	*	-	-	-	-	*
Papayas	*	*	-	-	*	*
Pineapples	-	-	-	-	-	-
Stimulant Crops	4368	*	*	*	*	4782
Chat	*	-	*	*	*	*
Coffee	1908	*	*	*	*	1954
Hops / 'Gescho'	*	-	-	-	-	*
Enset	1962	*	*	*	*	1988
Sugar cane	*	-	*	*	*	*
Other permanent	258	-	*	*	*	262

Table 6 Area of Irrigated land by Crop and Source of Water

Gambella

Crop type	Source of Water					
	River	Lake	Pond	Water Harvest	Others	Total
All	*	-	-	*	*	*
Cereals	-	-	-	-	-	-
Teff	-	-	-	-	-	-
Barley	-	-	-	-	-	-
Wheat	-	-	-	-	-	-
Maize	-	-	-	-	-	-
Sorghum	-	-	-	-	-	-
Finger millet	-	-	-	-	-	-
Oats / 'Aja'	-	-	-	-	-	-
Rice	-	-	-	-	-	-
Pulses	-	-	-	-	-	-
Horse / Faba beans	-	-	-	-	-	-
Field Peas	-	-	-	-	-	-
Haricot beans white	-	-	-	-	-	-
Haricot beans red	-	-	-	-	-	-
Chick peas	-	-	-	-	-	-
Lentils	-	-	-	-	-	-
Vetch / Grass peas	-	-	-	-	-	-
Soya beans	-	-	-	-	-	-
Fenugreek	-	-	-	-	-	-
Mung bean/"Masho"/	-	-	-	-	-	-
Gibto	-	-	-	-	-	-
Oilseeds	-	-	-	-	-	-
Neug	-	-	-	-	-	-
Linseed	-	-	-	-	-	-
Groundnuts	-	-	-	-	-	-
Safflower	-	-	-	-	-	-
Sesame	-	-	-	-	-	-
Rapeseed	-	-	-	-	-	-
Vegetables	*	-	-	-	-	*
Lettuce	-	-	-	-	-	-
Head cabbage	-	-	-	-	-	-
Ethiopian cabbage	-	-	-	-	-	-
Tomatoes	*	-	-	-	-	*
Green peppers	*	-	-	-	-	*
Red peppers	-	-	-	-	-	-
Swiss chard	-	-	-	-	-	-
Root crops	*	-	-	-	-	*
Beetroot	-	-	-	-	-	-
Carrot	-	-	-	-	-	-
Onion	*	-	-	-	-	*
Potatoes	-	-	-	-	-	-
Yam	-	-	-	-	-	-
Garlic	-	-	-	-	-	-
Taro 'Godere'	-	-	-	-	-	-
Sweet potatoes	-	-	-	-	-	-
Other Temporary	-	-	-	-	*	*
Permanent crops	-	-	-	*	*	*
Avocado	-	-	-	-	-	-
Bananas	-	-	-	*	*	*
Guava	-	-	-	-	-	-
Lemons	-	-	-	-	-	-
Mangoes	-	-	-	-	*	*
Oranges	-	-	-	-	-	-
Papayas	-	-	-	-	*	*
Pineapples	-	-	-	-	-	-
Stimulant Crops	*	-	-	-	*	*
Chat	*	-	-	-	-	*
Coffee	*	-	-	-	-	*
Hops / 'Gesho'	-	-	-	-	*	*
Enset	-	-	-	-	-	-
Sugar cane	-	-	-	-	-	-
Other permanent	-	-	-	-	-	-

Table 6 Area of Irrigated land by Crop and Source of Water

Harari

Crop type	Source of Water					
	River	Lake	Pond	Water Harvest	Others	Total
All	525	*	*	*	440	1581
Cereals	150	*	*	*	162	629
Teff	-	-	-	-	-	-
Barley	-	-	*	-	-	*
Wheat	*	-	-	-	*	*
Maize	38	*	*	25	*	205
Sorghum	*	*	*	*	115	389
Finger millet	-	-	-	-	-	-
Oats / 'Aja'	-	-	-	-	-	-
Rice	-	-	-	-	-	-
Pulses	-	-	-	-	-	-
Horse / Faba beans	-	-	-	-	-	-
Field Peas	-	-	-	-	-	-
Haricot beans white	-	-	-	-	-	-
Haricot beans red	-	-	-	-	-	-
Chick peas	-	-	-	-	-	-
Lentils	-	-	-	-	-	-
Vetch / Grass peas	-	-	-	-	-	-
Soya beans	-	-	-	-	-	-
Fenugreek	-	-	-	-	-	-
Mung bean/"Masho"/	-	-	-	-	-	-
Gibto	-	-	-	-	-	-
Oilseeds	*	-	-	-	*	19
Neug	-	-	-	-	-	-
Linseed	-	-	-	-	-	-
Groundnuts	*	-	-	-	*	19
Safflower	-	-	-	-	-	-
Sesame	-	-	-	-	-	-
Rapeseed	-	-	-	-	-	-
Vegetables	*	-	*	-	-	*
Lettuce	-	-	-	-	-	-
Head cabbage	-	-	*	-	-	*
Ethiopian cabbage	-	-	-	-	-	-
Tomatoes	*	-	-	-	-	*
Green peppers	*	-	*	-	-	*
Red peppers	-	-	-	-	-	-
Swiss chard	-	-	-	-	-	-
Root crops	*	-	*	*	*	53
Beetroot	-	-	-	-	-	-
Carrot	-	-	-	-	-	-
Onion	-	-	-	-	-	-
Potatoes	-	-	*	*	-	*
Yam	-	-	-	-	-	-
Garlic	-	-	-	-	-	-
Taro 'Godere'	-	-	-	-	-	-
Sweet potatoes	*	-	*	*	*	53
Other Temporary	-	-	-	*	*	*
Permanent crops	30	*	*	*	*	36
Avocado	-	-	-	-	-	-
Bananas	*	-	*	*	*	*
Guava	*	-	-	*	-	*
Lemons	*	-	-	-	*	*
Mangoes	*	*	-	*	*	*
Oranges	-	-	-	-	-	-
Papayas	*	-	*	-	-	*
Pineapples	-	-	-	-	-	-
Stimulant Crops	176	*	*	*	*	714
Chat	174	*	*	*	*	700
Coffee	*	-	*	-	*	*
Hops / 'Geshe'	-	-	-	-	-	-
Enset	-	-	-	-	-	-
Sugar cane	*	-	-	-	*	*
Other permanent	-	-	-	-	-	-

Table 6 Area of Irrigated land by Crop and Source of Water

Dire Dawa

Crop type	Source of Water					
	River	Lake	Pond	Water Harvest	Others	Total
All	1323	-	*	*	*	1651
Cereals	603	-	*	*	*	753
Teff	-	-	-	-	-	-
Barley	-	-	-	-	-	-
Wheat	-	-	-	-	-	-
Maize	*	-	*	-	17	63
Sorghum	561	-	*	*	*	690
Finger millet	-	-	-	-	-	-
Oats / 'Aja'	-	-	-	-	-	-
Rice	-	-	-	-	-	-
Pulses	*	-	*	-	*	*
Horse / Faba beans	-	-	-	-	-	-
Field Peas	-	-	-	-	-	-
Haricot beans white	*	-	-	-	-	*
Haricot beans red	*	-	*	-	*	*
Chick peas	*	-	-	-	-	*
Lentils	-	-	-	-	-	-
Vetch / Grass peas	-	-	-	-	-	-
Soya beans	-	-	-	-	-	-
Fenugreek	-	-	-	-	-	-
Mung bean/"Masho"/	-	-	-	-	-	-
Gibto	-	-	-	-	-	-
Oilseeds	*	-	-	-	*	*
Neug	-	-	-	-	-	-
Linseed	-	-	-	-	-	-
Groundnuts	-	-	-	-	-	-
Safflower	-	-	-	-	-	-
Sesame	*	-	-	-	*	*
Rapeseed	-	-	-	-	-	-
Vegetables	*	-	-	-	*	*
Lettuce	-	-	-	-	-	-
Head cabbage	-	-	-	-	-	-
Ethiopian cabbage	-	-	-	-	*	*
Tomatoes	*	-	-	-	-	*
Green peppers	*	-	-	-	*	*
Red peppers	-	-	-	-	-	-
Swiss chard	-	-	-	-	-	-
Root crops	55	-	*	-	15	71
Beetroot	-	-	-	-	-	-
Carrot	-	-	-	-	-	-
Onion	*	-	-	-	*	*
Potatoes	-	-	-	-	-	-
Yam	-	-	-	-	-	-
Garlic	-	-	-	-	-	-
Taro 'Godere'	-	-	-	-	-	-
Sweet potatoes	41	-	*	-	*	52
Other Temporary	*	-	-	-	-	*
Permanent crops	*	-	*	-	*	126
Avocado	-	-	-	-	-	-
Bananas	*	-	-	-	*	3
Guava	*	-	*	-	*	5
Lemons	*	-	-	-	*	*
Mangoes	*	-	-	-	*	*
Oranges	*	-	-	-	*	*
Papayas	*	-	-	-	*	*
Pineapples	-	-	-	-	-	-
Stimulant Crops	336	-	*	-	*	455
Chat	228	-	*	-	*	328
Coffee	108	-	*	-	*	127
Hops / 'Geshe'	-	-	-	-	-	-
Enset	-	-	-	-	-	-
Sugar cane	-	-	-	-	-	-
Other permanent	*	-	-	-	*	*

Table 7 Farm Area Protected against Erosion as Reported by Farmers

Geographic area		Method of Protection					
		Terracing	Water catchments	Planting trees	Ploughing along the contour	Others	Total
Ethiopia	Holder	5,469,445	1,892,947	417,620	5,086,003	3,846,628	15,506,027
	Hectare	3,277,442	665,311	68,774	3,612,519	2,543,340	18,452,676
Tigray Region	Holder	598,588	345,983	15,177	388,201	15,085	936,815
	Hectare	371,470	178,847	1,027	320,114	*	1,021,054
North West Tigray	Holder	134,065	92,093	*	83,807	*	202,690
	Hectare	89,917	44,861	*	61,512	*	254,956
Central Tigray	Holder	184,806	58,386	*	83,026	*	245,405
	Hectare	126,008	35,591	*	39,331	*	237,158
East Tigray	Holder	105,912	59,044	2,234	59,726	5,307	144,800
	Hectare	49,358	14,258	*	26,045	*	97,681
South Tigray	Holder	145,729	87,234	4,512	84,003	*	232,186
	Hectare	91,107	50,532	*	64,573	*	222,422
Western Tigray	Holder	28,077	49,226	595	77,638	*	111,733
	Hectare	15,079	33,604	*	128,653	*	208,837
Afar Region	Holder	*	*	*	*	*	22,455
	Hectare	*	*	*	*	*	14,157
Zone 1	Holder	-	*	*	-	*	15,676
	Hectare	-	*	*	-	*	7,723
Zone 3	Holder	*	*	-	*	*	6,779
	Hectare	*	*	-	*	*	6,434
Amhara Region	Holder	2,542,616	800,709	137,374	1,498,780	1,619,808	4,342,908
	Hectare	1,609,753	298,826	13,231	1,056,006	944,905	5,235,583
North Gondar	Holder	383,973	152,762	31,112	407,258	148,588	712,715
	Hectare	262,334	68,519	*	379,549	46,407	1,031,065
South Gondar	Holder	321,118	77,779	*	248,543	146,224	462,874
	Hectare	234,022	13,105	*	154,474	64,041	613,842
North Wollo	Holder	236,056	104,924	*	82,780	58,739	377,497
	Hectare	129,474	33,818	*	37,138	15,728	338,186
South Wollo	Holder	436,947	113,434	26,443	162,792	210,000	636,715
	Hectare	195,274	41,866	2,332	50,831	76,473	559,368
North Shewa	Holder	331,492	95,399	*	234,904	215,872	522,233
	Hectare	237,109	31,319	*	185,875	102,788	591,846
East Gojjam	Holder	295,384	107,095	38,945	165,494	316,285	572,163
	Hectare	233,226	53,807	5,291	104,144	233,933	727,828
West Gojjam	Holder	311,055	89,142	*	117,064	316,097	588,635
	Hectare	182,262	29,102	*	81,556	225,093	782,512
Waghamera	Holder	81,046	19,686	*	22,361	9,455	111,072
	Hectare	52,003	8,327	*	17,633	*	162,332
Awi	Holder	73,466	22,802	*	36,961	193,388	252,808
	Hectare	48,281	*	*	*	178,361	344,669
Oromia Zone	Holder	65,856	15,787	*	18,500	5,053	98,575
	Hectare	32,280	5,604	*	7,607	*	76,777
Argoba Special	Holder	6,223	1,900	68	2,122	108	7,621
	Hectare	3,489	898	*	1,111	*	7,157
Oromia Region	Holder	1,571,238	456,282	169,227	2,137,845	1,968,301	5,816,922
	Hectare	1,046,294	125,665	40,761	1,720,744	1,514,148	8,679,139
West Welega	Holder	108,984	10,228	23,088	70,757	158,754	335,242
	Hectare	45,448	2,413	6,051	36,992	92,921	541,195
East Welega	Holder	54,200	9,145	*	74,092	132,287	235,183
	Hectare	57,250	3,275	*	100,740	116,588	505,544
Illubabor	Holder	89,527	29,035	12,675	154,258	69,655	311,809
	Hectare	56,987	*	*	106,939	25,980	529,351
Jimma	Holder	36,263	11,247	*	291,029	254,032	620,041
	Hectare	14,764	2,168	*	216,049	118,598	974,271
West Shewa	Holder	77,984	21,866	*	95,968	362,539	437,535
	Hectare	72,413	*	*	80,575	362,915	751,524

Table 7 (cont'd)

Geographic area		Method of Protection					
		Terracing	Water catchments	Planting trees	Ploughing along the contour	Others	Total
North Shewa	Holder	107,502	22,431	*	109,223	197,660	314,292
	Hectare	94,121	9,321	*	109,026	183,496	461,590
East Shewa	Holder	66,481	20,426	5,597	134,027	35,157	316,756
	Hectare	54,012	9,546	*	170,985	*	677,558
Arsi	Holder	127,248	65,034	*	225,101	197,333	561,813
	Hectare	64,142	12,970	*	185,748	136,478	860,481
West Harerge	Holder	285,078	52,202	*	120,484	*	364,199
	Hectare	197,760	*	*	63,024	*	324,767
East Harerge	Holder	434,186	129,154	*	130,735	34,924	533,124
	Hectare	261,834	25,865	*	56,268	*	351,993
Bale	Holder	4,472	21,531	*	179,118	31,108	333,910
	Hectare	2,718	5,213	*	170,687	39,553	621,624
Borena	Holder	*	*	13,914	46,656	4,436	115,335
	Hectare	*	*	*	22,114	415	70,596
South West Shewa	Holder	48,244	*	*	104,977	231,970	353,179
	Hectare	22,143	*	*	86,810	208,980	480,219
Guji	Holder	-	5,952	*	134,015	21,545	212,284
	Hectare	-	*	*	114,147	*	228,293
West Arsi	Holder	36,274	12,423	*	159,186	84,637	480,371
	Hectare	11,656	*	*	120,862	40,939	595,890
Kelem	Holder	41,619	14,805	26,970	95,334	67,043	188,223
	Hectare	16,323	*	*	74,009	33,630	317,891
Horoguduru	Holder	45,224	7,047	*	12,886	70,077	103,627
	Hectare	70,353	*	*	*	108,298	386,350
Somali Region	Holder	12,262	4,453	*	54,066	*	111,218
	Hectare	8,496	*	*	39,881	*	127,765
Shinele	Holder	4,770	*	*	*	*	6,394
	Hectare	2,227	*	*	*	*	3,397
Jijiga	Holder	*	3,747	*	36,772	-	79,459
	Hectare	*	*	*	33,662	-	113,063
Liben	Holder	-	*	-	16,771	*	25,365
	Hectare	-	*	-	5,963	*	11,304
Benishangul – Gumuz Reg.	Holder	16,045	24,072	2,779	62,818	37,724	224,997
	Hectare	8,268	10,425	*	81,336	29,303	387,784
Metekel Zone	Holder	5,075	7,488	1,966	41,055	23,422	97,369
	Hectare	*	2,462	*	60,692	23,291	219,769
Asosa	Holder	8,220	14,059	*	12,117	9,332	94,156
	Hectare	*	7,034	*	8,367	*	97,481
Kemashi	Holder	*	1,454	*	5,939	2,496	19,475
	Hectare	*	*	*	9,955	2,204	52,344
Mao Komo	Holder	883	1,072	*	3,706	2,474	13,998
	Hectare	140	135	*	2,323	828	18,191
S.N.N.P Region	Holder	677,843	250,286	91,956	940,584	202,250	3,996,826
	Hectare	204,784	44,077	11,991	392,817	52,639	2,955,081
Gurage	Holder	63,787	30,587	*	67,869	12,215	191,323
	Hectare	29,512	6,717	*	*	*	181,450
Hadiya	Holder	61,959	20,616	*	131,810	35,153	327,586
	Hectare	20,775	*	*	40,082	*	249,150
Kembata – Tembaro	Holder	60,465	10,371	*	59,621	10,072	138,757
	Hectare	17,706	*	*	14,740	*	84,177
Sidama	Holder	37,931	*	*	*	*	1,226,037
	Hectare	*	*	*	*	*	669,148
Gedio	Holder	*	2,287	26,261	*	*	246,373
	Hectare	*	*	*	*	*	135,179
Wolayita	Holder	133,997	42,430	5,438	128,228	*	421,511
	Hectare	26,474	4,353	605	24,442	*	235,926

Table 7 (cont'd)

Geographic area		Method of Protection					
		Terracing	Water catchments	Planting trees	Ploughing along the contour	Others	Total
South Omo	Holder	9,767	16,240	*	24,859	*	110,730
	Hectare	1,200	*	*	15,141	*	117,854
Sheka	Holder	*	-	-	7,417	4,740	63,172
	Hectare	*	-	-	*	344	73,376
Keffa	Holder	8,447	3,901	*	113,763	*	223,378
	Hectare	3,575	*	*	75,677	*	273,429
Gamo - Gofa	Holder	117,348	57,336	*	78,258	48,986	350,393
	Hectare	25,277	8,493	*	25,550	14,117	326,056
Benchi – Maji	Holder	1,314	-	*	36,071	3,685	131,546
	Hectare	*	-	*	15,877	*	125,884
Yem	Holder	7,652	*	*	13,712	11,863	21,262
	Hectare	4,039	*	*	8,736	6,054	31,731
Segen Peoples	Holder	29,955	17,042	*	51,437	20,863	123,622
	Hectare	7,160	*	*	19,623	3,621	88,665
Dawro	Holder	2,903	946	*	1,430	*	15,786
	Hectare	862	*	*	214	*	11,770
Basketo	Holder	5,747	591	*	10,664	-	35,692
	Hectare	2,081	*	*	4,792	-	27,146
Konta	Holder	67,920	22,722	*	80,666	*	189,936
	Hectare	35,764	*	*	36,032	*	163,195
Silitie	Holder	13,455	*	-	45,892	*	64,969
	Hectare	6,934	*	-	28,259	*	60,540
Alaba	Holder	53,230	13,253	*	31,583	*	114,753
	Hectare	19,450	4,803	*	19,699	*	100,405
Gambella Region	Holder	*	*	*	*	*	43800
	Hectare	*	*	*	*	*	31583
Agnuwak	Holder	*	*	*	*	*	7052
	Hectare	*	*	*	*	*	3512
Nuware	Holder	-	-	-	-	-	10938
	Hectare	-	-	-	-	-	4414
Mezenger	Holder	*	*	*	*	*	20757
	Hectare	*	*	*	*	*	21267
Itang	Holder	-	-	-	-	-	5052
	Hectare	-	-	-	-	-	2390
Harari Region	Holder	117,348	57,336	*	78,258	48,986	350,393
	Hectare	25,277	8,493	*	25,550	14,117	326,056
Dire Dawa	Holder	1,314	-	*	36,071	3,685	131,546
	Hectare	*	-	*	15,877	*	125,884

Table 8 : Number of Holders reporting Oxen

Geographic	No ox	One ox	Two oxen	Three oxen	Four oxen	Five oxen
Ethiopia	6,467,252	3,607,040	4,014,764	375,442	303,248	107,468
Tigray Region	234,607	289,700	328,582	29,469	16,151	6,737
North West Tigray	32,110	53,306	92,299	8,998	4,726	3,093
Central Tigray	46,818	82,377	84,661	4,751	*	*
East Tigray	49,975	62,310	32,064	2,099	-	-
South Tigray	62,004	69,041	80,214	8,212	2,896	2,251
Western Tigray	43,699	22,665	39,344	5,408	6,893	*
Afar Region	31,835	6,609	4,553	*	*	-
Zone 1	26,611	5,415	2,969	*	*	-
Zone 3	5,224	*	1,584	*	*	-
Amhara Region	1,181,274	1,337,942	1,397,166	144,641	55,822	16,319
North Gondar	233,713	221,772	217,534	22,770	7,864	3,478
South Gondar	99,915	182,533	155,800	14,157	*	*
North Wollo	127,985	123,824	113,101	4,389	*	*
South Wollo	132,625	183,403	219,253	7,660	*	*
North Shewa	130,646	142,063	205,787	11,417	6,426	*
East Gojjam	145,293	181,025	172,684	34,761	12,977	*
West Gojjam	139,765	199,313	188,335	32,703	6,251	3,202
Waghamera	36,521	37,655	28,621	2,685	2,050	*
Awı	88,231	39,929	62,886	12,837	14,226	*
Oromia Zone	43,844	24,879	30,224	1,036	*	-
Argoba Special	2,735	1,548	2,939	226	92	*
Oromia Region	2,313,180	1,173,594	1,702,335	167,390	202,527	65,805
West Welega	162,319	94,602	69,877	7,497	4,185	*
East Welega	93,520	49,027	83,808	9,674	8,139	*
Illubabor	29,884	78,949	89,638	11,125	8,684	4,407
Jimma	227,731	184,194	187,627	8,155	6,049	2,267
West Shewa	139,397	87,198	163,245	12,740	22,056	7,091
South West Shewa	64,251	48,427	145,398	15,021	19,586	2,873
North Shewa	108,162	53,816	102,836	12,420	24,642	12,120
East Shewa	158,330	107,881	229,024	21,858	26,704	4,165
Arsi	185,613	82,060	86,306	4,723	3,816	*
West Harerge	384,597	92,736	37,707	*	*	*
East Harerge	108,061	47,775	135,411	22,522	19,767	8,069
Bale	77,532	8,142	29,015	*	3,627	1,600
Borena	106,807	79,725	110,910	17,636	17,481	3,923
Guji	74,130	17,589	53,124	3,836	3,624	1,288
West Arsi	262,821	76,263	103,989	10,175	13,998	*
Kelem	94,207	52,687	38,797	2,818	2,261	*
Horoguduru	35,820	12,525	35,624	4,310	16,749	8,086
Somali Region	79,166	13,781	23,274	1,399	*	*
Shinele	5,052	912	402	*	-	-
Jijiga	39,964	12,752	20,839	1,229	-	*
Liben	34,149	*	2,033	*	*	-
Benishangul – Gumuz	145,895	20,357	40,881	4,811	8,095	1,541
Metekel Zone	42,503	12,656	28,072	4,174	6,826	1,279
Asosa	79,169	4,460	8,111	*	837	*
Kemashi	13,076	1,553	3,850	181	404	*
Mao Komo	11,146	1,689	848	*	*	-
S.N.N.P Region	2,410,942	750,736	512,461	26,969	19,715	16,381
Gurage	95,530	33,596	22,291	3,997	*	1,203
Hadiya	98,732	108,501	51,834	*	-	1,947
Kembata – Tembaro	21,481	56,444	9,184	*	-	*
Sidama	1,174,387	*	19,870	-	-	*
Gedio	234,513	5,455	*	*	*	*
Wolayita	229,301	158,941	33,410	*	*	*
South Omo	62,904	7,610	29,766	3,315	5,814	*

Table 8 (Cont'd)

Geographic	No ox	One ox	Two oxen	Three oxen	Four oxen	Five oxen
Sheka	41,423	14,766	6,692	*	*	*
Keffa	46,018	84,952	63,378	1,237	*	*
Gamo - Gofa	182,418	67,506	84,406	5,320	*	*
Benchi – Maji	66,046	27,359	31,707	1,873	2,275	*
Yem	5,048	5,669	9,074	824	*	*
Segen Peoples	47,341	11,584	27,970	4,022	2,819	793
Dawro	52,600	38,544	29,055	*	*	-
Basketo	5,370	3,507	2,121	*	155	204
Konta	17,667	10,678	8,607	*	-	*
Silitie	13,747	62,696	59,205	1,467	*	*
Alaba	16,417	22,970	19,984	*	831	*
Gambella Region	35396	1352	1772	170	186	227
Agnuwak	4080	325	1500	170	186	*
Nuware	8079	-	-	-	-	*
Mezhenger	19636	1027	272	-	-	-
Itang	3602	-	-	-	-	*
Harari Region	18,026	5,414	2,196	*	-	*
Dire Dawa	16,931	7,555	1,546	*	-	*

Table 9 Number of Holders Reporting Oxen Shortage by Coping Strategy

Geographic area	Coping strategy						
	Renting oxen	Pairing with Someone's ox	Pairing with horse/cow	Using horse / cow	Digging by hand	Borrowing oxen	Others
Ethiopia	900,657	3,114,598	247,225	196,328	3,048,043	2,835,194	602,392
Tigray Region	99,117	234,883	17,507	7,570	16,857	135,561	64,306
North West Tigray	17,162	39,103	*	*	*	23,321	9,231
Central Tigray	20,410	72,008	*	*	4,972	30,716	18,504
East Tigray	12,217	53,982	*	*	1,896	39,099	7,252
South Tigray	27,071	56,944	6,007	*	*	34,215	13,402
Western Tigray	22,257	12,846	860	*	3,796	8,209	15,916
Afar Region	14,603	3,952	*	-	6,958	*	2,614
Zone 1	14,260	2,758	*	-	*	*	*
Zone 3	343	*	-	-	2,717	524	*
Amhara Region	224,131	1,086,161	168,515	157,161	119,425	806,243	204,189
North Gondar	69,745	178,196	17,394	*	*	137,505	38,598
South Gondar	12,501	143,996	28,539	12,852	*	75,803	13,890
North Wollo	14,783	104,938	15,775	21,578	10,857	69,363	22,646
South Wollo	37,705	154,738	25,212	26,819	15,415	124,310	34,146
North Shewa	35,049	124,660	10,547	2,032	17,417	89,597	29,140
East Gojjam	13,070	143,528	27,462	33,897	16,130	100,662	21,130
West Gojjam	16,809	173,474	15,178	7,688	*	113,728	20,312
Waghamera	6,703	23,182	8,364	2,466	3,825	24,776	7,657
Awı	13,934	19,303	17,550	48,188	9,015	42,949	10,683
Oromia Zone	3,337	18,987	2,406	*	13,330	25,436	5,699
Argoba Special	495	1,160	*	-	252	2,114	287
Oromia Region	364,377	1,028,695	39,732	16,414	816,473	1,257,275	234,528
West Welega	73,521	90,195	*	*	15,802	68,643	11,062
East Welega	36,207	35,609	3,098	*	*	48,066	17,603
Illubabor	22,131	73,561	*	*	8,518	79,582	10,857
Jimma	46,962	176,193	*	-	28,348	122,819	38,397
West Shewa	23,300	72,616	2,689	*	11,117	93,620	30,226
South West Shewa	14,688	37,512	*	-	8,396	49,478	21,602
North Shewa	18,588	47,045	3,056	-	5,281	86,866	*
East Shewa	8,693	98,003	*	*	12,704	139,753	18,749
Arsi	8,186	76,530	*	*	93,634	83,247	6,945
West Harerge	12,537	71,381	*	*	309,525	73,440	11,960
East Harerge	5,083	35,263	*	*	*	84,028	11,621
Bale	*	6,265	*	*	65,048	21,004	*
Borena	15,923	74,251	*	*	29,236	57,148	23,810
Guji	*	14,526	*	*	84,037	41,408	*
West Arsi	11,487	62,201	*	-	111,472	162,125	4,509
Kelem	37,789	48,530	*	*	12,055	34,941	11,406
Horoguduru	22,284	9,013	*	*	*	11,108	*
Somali Region	3,226	7,992	1,298	986	39,600	16,700	36,030
Shinele	-	848	-	*	2,605	1,951	*
Jijiga	*	6,735	1,298	*	3,809	9,464	34,617
Liben	2,353	*	-	*	33,186	*	*
Benishangul – Gumuz	25,110	13,440	2,165	10,233	88,944	25,635	4,566
Metekel Zone	11,681	6,809	887	*	22,924	11,325	1,025
Asosa	10,290	3,169	1,099	5,904	50,609	10,897	2,850
Kemashi	1,551	1,561	*	1,865	6,646	2,674	632
Mao Komo	1,588	1,900	*	-	8,766	739	*
S.N.N.P Region	169,272	727,922	17,104	2,487	1,893,212	573,055	52,827
Gurage	15,252	26,322	2,759	-	97,385	18,518	2,289
Hadiya	33,836	109,859	*	-	21,746	97,801	5,826
Kembata – Tembaro	3,754	53,140	*	-	18,773	49,760	*
Sidama	*	*	-	-	1,111,770	*	*
Gedio	*	4,437	*	*	227,626	*	-
Wolayita	24,359	160,671	*	*	104,042	100,648	7,929
South Omo	14,909	6,597	*	-	34,755	14,108	*

Table 9 (cont'd)

Geographic Area	Coping strategy						
	Renting oxen	Pairing with Someone's ox	Pairing with horse/cow	Using horse / cow	Digging by hand	Borrowing oxen	Others
Sheka	4,013	14,755	-	-	16,113	14,472	7,070
Keffa	*	83,963	*	*	5,149	51,455	7,966
Gamo - Gofa	21,505	59,213	*	-	138,440	38,808	*
Benchi – Maji	6,677	25,990	-	*	33,417	23,617	4,838
Yem	650	4,986	*	-	607	3,256	1,158
Segen Peoples	5,238	10,860	*	-	48,597	13,302	*
Dawro	3,828	36,068	*	-	11,212	38,645	3,280
Basketo	2,845	2,922	207	-	6,659	493	*
Konta	1,716	11,067	-	-	5,940	8,488	*
Silitie	18,638	62,867	1,198	-	*	28,411	2,164
Alaba	2,785	19,657	*	-	*	17,885	*
Gambella Region	711	1336	*	1281	38755	594	2075
Agnuwak	*	270	*	*	4251	375	86
Nuware	*	-	-	*	11434	-	-
Mezhenger	483	1065	*	*	18094	*	*
Itang	-	-	-	*	4975	-	-
Harari Region	*	3,857	743	*	17,384	2,649	480
Dire Dawa	-	6,361	-	-	10,435	6,971	*

Table 10: Total Area and Crop Harvesting frequency by crop type
National

Crop Type	Area	Once	Twice
All	14,327,306	14,146,548	179,759
Cereals	10,144,253	10,015,323	128,899
Teff	3,016,045	3,001,574	14,471
Barley	993,899	965,684	28,215
Wheat	1,663,830	1,655,975	7,854
Maize	2,110,209	2,056,108	54,096
Sorghum	1,831,600	1,830,302	1,274
Finger millet	453,909	453,243	666
Oats / 'Aja'	27,900	27,817	*
Rice	46,814	24,575	*
Pulses	1,558,422	1,520,846	37,576
Horse / Faba beans	443,068	440,317	2,751
Field Peas	230,654	228,093	2,560
Haricot beans white	126,192	122,263	3,929.79
Haricot beans red	197,125	191,132	5,993
Chick peas	239,748	227,386	12,362
Lentils	98,869	97,536	1,333
Vetch / Grass peas	136,884	128,442	8,441
Soya beans	35,260	35,260	-
Fenugreek	20,524	20,356	168
Mung bean/"Masho"/	14,562	14,524	*
Gibto	15,545	15,545	-
Oilseeds	855,751	854,043	1,708
Neug	252,584	252,432	*
Linseed	82,322	82,118	*
Groundnuts	64,637	64,637	-
Safflower	5,625	5,625	-
Sesame	420,487	419,588	*
Rapeseed	30,082	29,630	*
Vegetables	139,583	137,476	2,106
Lettuce	114	114	-
Head cabbage	4,539	4,456	*
Ethiopian cabbage	31,346	30,526	*
Tomatoes	4,997	4,226	*
Green peppers	5,873	5,715	*
Red peppers	92,333	92,058	275
Swiss chard	304	303	*
Root crops	216,673	209,891	6,779
Beetroot	1,950	1,934	*
Carrot	3,697	3,629	*
Onion	22,767	17,583	*
Potatoes	67,352	66,253	1,099
Yam	3,711	3,710	*
Garlic	9,258	8,948	310
Taro 'Godere'	48,658	48,635	*
Sweet potatoes	59,270	59,190	78
Other Temporary	92,016	90,721	1,294
Permanent crops	90,070	89,963	*
Avocado	13,678	13,666	-
Bananas	53,722	53,661	*
Guava	2,828	2,827	*
Lemons	1,236	1,231	*
Mangoes	12,694	12,677	*
Oranges	3,278	3,275	*
Papayas	2,393	2,382	*
Pineapples	243	234	-
Stimulant Crops	839,113	837,177	1,040
Chat	248,965	248,316	566
Coffee	561,762	560,710	*
Hops / 'Gesho'	28,232	27,997	*
Enset	346,736	346,604	*
Sugar cane	30,177	30,174	-
Other permanent	14,480	14,297	*

Table 10.1: Total Area and Crop Harvesting frequency by crop type

Tigary

Crop Type	Area	Once	Twice
All	947,128	939,705	7,423
Cereals	765,112	759,578	5,534
Teff	184,848	183,873	975
Barley	99,052	97,980	*
Wheat	108,865	107,968	898
Maize	64,197	61,744	2,453
Sorghum	224,367	224,289	*
Finger millet	83,132	83,074	*
Oats / 'Aja'	*	*	-
Rice	313	313	-
Pulses	39,449	38,519	930
Horse / Faba beans	12,414	12,414	-
Field Peas	4,723	4,723	-
Haricot beans white	1,051	1,051	-
Haricot beans red	*	*	-
Chick peas	6,242	5,312	930
Lentils	5,396	5,396	-
Vetch / Grass peas	7,862	7,862	-
Soya beans	*	*	-
Fenugreek	*	*	-
Mung bean/"Masho"/	*	*	-
Gibto	-	-	-
Oilseeds	128,547	127,795	*
Neug	3,889	3,889	-
Linseed	3,606	3,606	-
Groundnuts	*	*	-
Safflower	*	*	-
Sesame	120,855	120,104	*
Rapeseed	*	*	-
Vegetables	2,265	2,226	*
Lettuce	7	7	-
Head cabbage	63	60	*
Ethiopian cabbage	*	*	-
Tomatoes	320	289	*
Green peppers	326	324	*
Red peppers	1,487	1,485	*
Swiss chard	5	5	-
Root crops	1,589	1,459	*
Beetroot	*	*	*
Carrot	*	*	*
Onion	435	374	*
Potatoes	*	*	*
Yam	-	-	-
Garlic	439	409	*
Taro 'Godere'	-	-	-
Sweet potatoes	-	-	-
Other Temporary	821	814	*
Permanent crops	937	918	*
Avocado	17	17	-
Bananas	*	*	-
Guava	349	349	-
Lemons	90	85	*
Mangoes	76	68	*
Oranges	53	53	-
Papayas	43	36	*
Pineapples	-	-	-
Stimulant Crops	2,359	2,348	*
Chat	*	*	*
Coffee	56	56	-
Hops / 'Geshe'	1,552	1,546	*
Enset	-	-	-
Sugar cane	8	8	-
Other permanent	6,041	6,041	-

Table 10.2: Total Area and Crop Harvesting frequency by crop type

Afar

Crop Type	Area	Once	Twice
All	8,684	8,595	*
Cereals	6,579	6,579	-
Teff	*	*	-
Barley	-	-	-
Wheat	*	*	-
Maize	4,343	4,343	-
Sorghum	1,628	1,628	-
Finger millet	-	-	-
Oats / 'Aja'	-	-	-
Rice	-	-	-
Pulses	*	*	-
Horse / Faba beans	-	-	-
Field Peas	-	-	-
Haricot beans white	-	-	-
Haricot beans red	*	*	-
Chick peas	*	*	-
Lentils	-	-	-
Vetch / Grass peas	-	-	-
Soya beans	-	-	-
Fenugreek	-	-	-
Mung bean/"Masho"/	*	*	-
Gibto	-	-	-
Oilseeds	*	*	-
Neug	-	-	-
Linseed	-	-	-
Groundnuts	-	-	-
Safflower	*	*	-
Sesame	*	*	-
Rapeseed	-	-	-
Vegetables	*	*	*
Lettuce	-	-	-
Head cabbage	-	-	-
Ethiopian cabbage	-	-	-
Tomatoes	*	*	*
Green peppers	*	*	-
Red peppers	*	*	-
Swiss chard	-	-	-
Root crops	*	*	*
Beetroot	-	-	-
Carrot	-	-	-
Onion	*	*	*
Potatoes	-	-	-
Yam	-	-	-
Garlic	-	-	-
Taro 'Godere'	-	-	-
Sweet potatoes	*	*	-
Other Temporary	*	*	-
Permanent crops	48	48	-
Avocado	-	-	-
Bananas	*	*	-
Guava	*	*	-
Lemons	*	*	-
Mangoes	*	*	-
Oranges	*	*	-
Papayas	*	*	-
Pineapples	-	-	-
Stimulant Crops	-	-	-
Chat	-	-	-
Coffee	-	-	-
Hops / 'Geshe'	-	-	-
Enset	-	-	-
Sugar cane	-	-	-
Other permanent	520	520	-

Table 10.3: Total Area and Crop Harvesting frequency by crop type

Amahara

Crop Type	Area	Once	Twice
All	4,579,152	4,471,505	107,647
Cereals	3,490,218	3,416,220	73,998
Teff	1,143,116	1,134,803	8,313
Barley	362,739	340,585	22,154
Wheat	529,610	526,298	3,311
Maize	513,367	496,791	16,576
Sorghum	655,672	654,861	*
Finger millet	242,895	242,297	*
Oats / 'Aja'	4,498	4,498	-
Rice	38,322	16,088	*
Pulses	643,494	616,411	27,083
Horse / Faba beans	173,079	171,195	1,884
Field Peas	87,019	85,186	*
Haricot beans white	44,574	41,103	3,470
Haricot beans red	21,345	18,190	3,155
Chick peas	124,854	117,288	7,566
Lentils	59,514	58,534	980
Vetch / Grass peas	88,538	80,439	8,099
Soya beans	*	*	-
Fenugreek	12,918	12,860	*
Mung bean/"Masho"/	11,282	11,244	*
Gibto	15,411	15,411	-
Oilseeds	308,325	307,530	794
Neug	80,578	80,455	*
Linseed	30,676	30,491	*
Groundnuts	3,161	3,161	-
Safflower	4,679	4,679	-
Sesame	169,989	169,843	*
Rapeseed	19,242	18,902	*
Vegetables	39,566	39,340	226
Lettuce	49	49	-
Head cabbage	459	443	*
Ethiopian cabbage	740	738	*
Tomatoes	372	353	*
Green peppers	1,028	1,026	*
Red peppers	36,871	36,684	*
Swiss chard	48	48	-
Root crops	32,525	27,868	*
Beetroot	181	168	*
Carrot	392	381	*
Onion	9,227	5,379	*
Potatoes	17,719	17,153	566
Yam	*	*	-
Garlic	4,821	4,603	*
Taro 'Godere'	*	*	-
Sweet potatoes	169	169	-
Other Temporary	18,448	17,807	*
Permanent crops	4,550	4,547	*
Avocado	115	115	-
Bananas	1,188	1,186	*
Guava	283	283	-
Lemons	*	*	-
Mangoes	*	*	-
Oranges	1,124	1,124	-
Papayas	245	244	*
Pineapples	*	*	-
Stimulant Crops	37,735	37,493	242
Chat	9,563	9,563	-
Coffee	8,009	7,971	*
Hops / 'Gesho'	20,163	19,959	*
Enset	*	*	-
Sugar cane	3,215	3,215	-
Other permanent	1,053	1,049	*

Table 10.4: Total Area and Crop Harvesting frequency by crop type

Oromia

Crop Type	Area	Once	Twice
All	6,563,376	6,508,960	54,407
Cereals	4,727,860	4,686,022	41,838
Teff	1,427,548	1,424,096	3,452
Barley	456,192	451,232	4,960
Wheat	875,641	871,996	3,645
Maize	1,129,850	1,100,376	29,474
Sorghum	719,400	719,186	214
Finger millet	92,805	92,794	*
Oats / 'Aja'	22,370	22,287	*
Rice	4,054	4,054	-
Pulses	633,304	626,063	7,241
Horse / Faba beans	190,434	189,655	779
Field Peas	87,945	87,268	*
Haricot beans white	76,905	76,445	460
Haricot beans red	75,247	72,762	*
Chick peas	102,669	100,634	2,035
Lentils	33,390	33,037	*
Vetch / Grass peas	40,393	40,051	*
Soya beans	17,116	17,116	-
Fenugreek	6,817	6,707	110
Mung bean/"Masho"/	*	*	-
Gibto	*	*	-
Oilseeds	342,680	342,521	*
Neug	161,799	161,771	*
Linseed	46,742	46,723	*
Groundnuts	41,089	41,089	-
Safflower	570	570	-
Sesame	82,018	82,018	-
Rapeseed	10,462	10,350	*
Vegetables	58,890	57,196	*
Lettuce	52	52	-
Head cabbage	3,100	3,077	*
Ethiopian cabbage	11,590	10,780	*
Tomatoes	2,641	1,954	*
Green peppers	2,578	2,426	*
Red peppers	38,712	38,692	*
Swiss chard	*	*	*
Root crops	89,035	87,188	1,847
Beetroot	1,124	1,123	*
Carrot	*	*	*
Onion	10,623	9,471	*
Potatoes	38,256	37,734	522
Yam	*	*	-
Garlic	3,237	3,177	*
Taro 'Godere'	6,114	6,103	*
Sweet potatoes	26,935	26,859	76
Other Temporary	35,590	35,041	549
Permanent crops	26,682	26,650	*
Avocado	3,917	3,917	-
Bananas	13,413	13,381	*
Guava	1,542	1,542	-
Lemons	186	186	-
Mangoes	5,644	5,644	-
Oranges	1,010	1,010	-
Papayas	945	945	-
Pineapples	*	*	-
Stimulant Crops	542,960	542,189	764
Chat	156,522	155,972	550
Coffee	381,515	381,318	195
Hops / 'Gesho'	4,923	4,899	*
Enset	97,135	97,027	*
Sugar cane	7,001	7,001	-
Other permanent	2,240	2,063	*

Table 10.5: Total Area and Crop Harvesting frequency by crop type

Somalie

Crop Type	Area	Once	Twice
All	89,818	89,773	*
Cereals	77,348	77,304	*
Teff	-	-	-
Barley	*	*	-
Wheat	*	*	-
Maize	36,593	36,574	*
Sorghum	29,102	29,077	*
Finger millet	-	-	-
Oats / 'Aja'	*	*	-
Rice	-	-	-
Pulses	*	*	-
Horse / Faba beans	-	-	-
Field Peas	*	*	-
Haricot beans white	*	*	-
Haricot beans red	*	*	-
Chick peas	*	*	-
Lentils	*	*	-
Vetch / Grass peas	-	-	-
Soya beans	-	-	-
Fenugreek	*	*	-
Mung bean/"Masho"/	-	-	-
Gibto	-	-	-
Oilseeds	*	*	-
Neug	-	-	-
Linseed	*	*	-
Groundnuts	*	*	-
Safflower	-	-	-
Sesame	*	*	-
Rapeseed	-	-	-
Vegetables	*	*	-
Lettuce	-	-	-
Head cabbage	-	-	-
Ethiopian cabbage	-	-	-
Tomatoes	394	394	-
Green peppers	*	*	-
Red peppers	-	-	-
Swiss chard	-	-	-
Root crops	995	995	-
Beetroot	-	-	-
Carrot	-	-	-
Onion	952	952	-
Potatoes	*	*	-
Yam	-	-	-
Garlic	-	-	-
Taro 'Godere'	-	-	-
Sweet potatoes	*	*	-
Other Temporary	*	*	-
Permanent crops	1,142	1,141	*
Avocado	*	*	-
Bananas	*	*	-
Guava	*	*	-
Lemons	147	*	*
Mangoes	*	*	-
Oranges	218	218	*
Papayas	*	*	*
Pineapples	-	-	-
Stimulant Crops	4,444	4,444	-
Chat	4,431	4,431	-
Coffee	*	*	-
Hops / 'Geshe'	-	-	-
Enset	-	-	-
Sugar cane	*	*	-
Other permanent	27	27	-

Table 10.6: Total Area and Crop Harvesting frequency by crop type

Benshangule-Gumuz

Crop Type	Area	Once	Twice
All	259,368	259,125	*
Cereals	166,700	166,512	*
Teff	21,409	21,242	*
Barley	774	774	-
Wheat	2,033	2,033	-
Maize	45,279	45,258	*
Sorghum	64,264	64,264	-
Finger millet	30,791	30,791	-
Oats / 'Aja'	*	*	-
Rice	*	*	-
Pulses	18,908	18,861	*
Horse / Faba beans	550	550	-
Field Peas	*	*	-
Haricot beans white	1,467	1,467	-
Haricot beans red	2,788	2,787	*
Chick peas	293	246	*
Lentils	30	30	-
Vetch / Grass peas	*	*	-
Soya beans	12,940	12,940	-
Fenugreek	*	*	-
Mung bean/"Masho"/	*	*	-
Gibto	-	-	-
Oilseeds	62,197	62,195	*
Neug	5,975	5,973	*
Linseed	504	504	*
Groundnuts	14,759	14,759	-
Safflower	*	*	-
Sesame	40,723	40,722	*
Rapeseed	*	*	-
Vegetables	*	*	*
Lettuce	*	*	-
Head cabbage	13	13	-
Ethiopian cabbage	40	37	*
Tomatoes	*	*	-
Green peppers	19	19	-
Red peppers	*	*	*
Swiss chard	*	*	-
Root crops	956	956	*
Beetroot	3	3	-
Carrot	*	*	-
Onion	84	84	-
Potatoes	114	114	-
Yam	*	*	-
Garlic	55	55	-
Taro 'Godere'	27	27	-
Sweet potatoes	669	669	*
Other Temporary	3,214	3,213	*
Permanent crops	2,305	2,305	-
Avocado	6	6	-
Bananas	1,002	1,002	-
Guava	84	84	-
Lemons	46	46	-
Mangoes	992	992	-
Oranges	111	111	-
Papayas	64	64	-
Pineapples	*	*	-
Stimulant Crops	2,423	2,423	-
Chat	1,183	1,183	-
Coffee	1,126	1,126	-
Hops / 'Gescho'	113	113	-
Enset	13	13	*
Sugar cane	307	307	-
Other permanent	46	46	-

Table 10.7: Total Area and Crop Harvesting frequency by crop type

S.N.N.P.R.

Crop Type	Area	Once	Twice
All	1,830,695	1,820,873	*
Cereals	883,291	876,064	*
Teff	238,539	236,976	*
Barley	73,615	73,585	*
Wheat	137,295	137,295	-
Maize	310,243	304,738	*
Sorghum	116,887	116,764	*
Finger millet	4,287	4,287	-
Oats / 'Aja'	301	301	-
Rice	*	*	*
Pulses	219,503	217,227	*
Horse / Faba beans	66,590	66,503	*
Field Peas	50,155	50,104	*
Haricot beans white	1,593	1,593	-
Haricot beans red	94,607	94,254	*
Chick peas	5,662	3,878	*
Lentils	466	466	-
Vetch / Grass peas	89	89	-
Soya beans	152	152	-
Fenugreek	155	155	-
Mung bean/"Masho"/	*	*	-
Gibto	*	*	-
Oilseeds	8,138	8,138	-
Neug	*	*	-
Linseed	732	732	-
Groundnuts	202	202	-
Safflower	143	143	-
Sesame	6,366	6,366	-
Rapeseed	*	*	-
Vegetables	35,457	35,324	*
Lettuce	*	*	-
Head cabbage	903	863	*
Ethiopian cabbage	18,878	18,872	*
Tomatoes	1,055	1,032	*
Green peppers	1,417	1,417	*
Red peppers	13,162	13,099	*
Swiss chard	36	36	-
Root crops	90,299	90,239	*
Beetroot	637	637	-
Carrot	406	406	-
Onion	1,183	1,139	*
Potatoes	10,727	10,727	-
Yam	3,628	3,627	*
Garlic	706	705	*
Taro 'Godere'	42,345	42,333	*
Sweet potatoes	30,667	30,666	*
Other Temporary	33,472	33,375	*
Permanent crops	53,010	53,002	*
Avocado	9,502	9,502	-
Bananas	37,077	37,070	*
Guava	302	302	-
Lemons	250	250	-
Mangoes	4,041	4,040	*
Oranges	685	685	-
Papayas	945	945	*
Pineapples	209	209	-
Stimulant Crops	234,861	234,843	*
Chat	69,505	69,497	*
Coffee	163,874	163,866	*
Hops / 'Gescho'	1,481	1,481	-
Enset	249,105	249,103	*
Sugar cane	19,286	19,286	-
Other permanent	4,273	4,272	*

Table 10.8: Total Area and Crop Harvesting frequency by crop type

Gambella

Crop Type	Area	Once	Twice
All	17275	16285	*
Cereals	7763	7733	*
Teff	*	*	-
Barley	*	*	-
Wheat	*	*	-
Maize	4666	4661	*
Sorghum	3050	3026	*
Finger millet	*	*	-
Oats / 'Aja'	-	-	-
Rice	*	*	-
Pulses	*	*	-
Horse / Faba beans	*	*	-
Field Peas	*	*	-
Haricot beans white	5	5	-
Haricot beans red	4	4	-
Chick peas	-	-	-
Lentils	-	-	-
Vetch / Grass peas	-	-	-
Soya beans	*	*	-
Fenugreek	-	-	-
Mung bean/"Masho"/			
Gibto	-	-	-
Oilseeds	13	13	-
Neug	-	-	-
Linseed	*	*	-
Groundnuts	*	*	-
Safflower	*	*	-
Sesame	*	*	-
Rapeseed	*	*	-
Vegetables	134	133	*
Lettuce	-	-	-
Head cabbage	*	*	*
Ethiopian cabbage	40	40	*
Tomatoes	*	*	*
Green peppers	16	16	*
Red peppers	*	*	*
Swiss chard	-	-	-
Root crops	299	297	*
Beetroot	-	-	-
Carrot	*	*	-
Onion	*	*	-
Potatoes	*	*	-
Yam	3	3	-
Garlic	*	*	-
Taro 'Godere'	159	159	*
Sweet potatoes	129	128	*
Other Temporary	332	331	*
Permanent crops	597	554	-
Avocado	120	108	-
Bananas	235	216	-
Guava	3	2	-
Lemons	3	3	-
Mangoes	167	160	-
Oranges	21	19	-
Papayas	41	38	-
Pineapples	9	*	-
Stimulant Crops	7526	6637	-
Chat	393	310	-
Coffee	6978	6173	-
Hops / 'Geshe'	*	*	-
Enset	459	437	-
Sugar cane	119	116	-
Other permanent	*	*	-

Table 10.9: Total Area and Crop Harvesting frequency by crop type

Harari Region

Crop Type	Area	Once	Twice
All	17,903	17,860	*
Cereals	8,875	8,833	*
Teff	*	*	-
Barley	27	27	-
Wheat	*	*	-
Maize	1,300	1,258	*
Sorghum	7,305	7,305	-
Finger millet	-	-	-
Oats / 'Aja'	*	*	-
Rice	-	-	-
Pulses	*	*	-
Horse / Faba beans	*	*	-
Field Peas	-	-	-
Haricot beans white	*	*	-
Haricot beans red	*	*	-
Chick peas	*	*	-
Lentils	-	-	-
Vetch / Grass peas	-	-	-
Soya beans	-	-	-
Fenugreek	*	*	-
Mung bean/"Masho"/	-	-	-
Gibto	-	-	-
Oilseeds	2,329	2,329	-
Neug	-	-	-
Linseed	*	*	-
Groundnuts	2,313	2,313	-
Safflower	-	-	-
Sesame	*	*	-
Rapeseed	*	*	-
Vegetables	10	9	*
Lettuce	-	-	-
Head cabbage	*	*	-
Ethiopian cabbage	*	*	-
Tomatoes	*	*	-
Green peppers	*	*	*
Red peppers	-	-	-
Swiss chard	-	-	-
Root crops	421	421	-
Beetroot	-	-	-
Carrot	-	-	-
Onion	*	*	-
Potatoes	*	*	-
Yam	-	-	-
Garlic	-	-	-
Taro 'Godere'	-	-	-
Sweet potatoes	406	406	-
Other Temporary	38	38	-
Permanent crops	628	628	-
Avocado	*	*	-
Bananas	*	*	-
Guava	12	12	-
Lemons	64	64	-
Mangoes	494	494	-
Oranges	*	*	-
Papayas	*	*	-
Pineapples	-	-	-
Stimulant Crops	5,333	5,332	*
Chat	5,291	5,290	*
Coffee	*	*	-
Hops / 'Geshe'	-	-	-
Enset	-	-	-
Sugar cane	237	237	-
Other permanent	19	19	-

Table 10.10: Total Area and Crop Harvesting frequency by crop type

Dire Dawa Region

Crop Type	Area	Once	Twice
All	13,907	13,868	*
Cereals	10,507	10,479	*
Teff	-	-	-
Barley	*	*	-
Wheat	*	*	-
Maize	371	365	*
Sorghum	9,924	9,902	*
Finger millet	-	-	-
Oats / 'Aja'	-	-	-
Rice	-	-	-
Pulses	698	698	-
Horse / Faba beans	-	-	-
Field Peas	-	-	-
Haricot beans white	*	*	-
Haricot beans red	440	440	-
Chick peas	*	*	-
Lentils	-	-	-
Vetch / Grass peas	-	-	-
Soya beans	-	-	-
Fenugreek	*	*	-
Mung bean/"Masho"/	-	-	-
Gibto	-	-	-
Oilseeds	355	355	-
Neug	-	-	-
Linseed	-	-	-
Groundnuts	*	*	-
Safflower	-	-	-
Sesame	81	81	-
Rapeseed	-	-	-
Vegetables	26	26	-
Lettuce	-	-	-
Head cabbage	-	-	-
Ethiopian cabbage	*	*	-
Tomatoes	22	22	-
Green peppers	*	*	-
Red peppers	-	-	-
Swiss chard	-	-	-
Root crops	403	398	*
Beetroot	-	-	-
Carrot	-	-	-
Onion	113	113	*
Potatoes	*	*	*
Yam	-	-	-
Garlic	-	-	-
Taro 'Godere'	-	-	-
Sweet potatoes	251	250	*
Other Temporary	14	14	-
Permanent crops	171	170	*
Avocado	-	-	-
Bananas	4	4	-
Guava	15	14	*
Lemons	6	6	-
Mangoes	27	27	-
Oranges	*	*	-
Papayas	*	*	-
Pineapples	-	-	-
Stimulant Crops	1,473	1,468	*
Chat	1,325	1,323	*
Coffee	149	145	*
Hops / 'Geshe'	-	-	-
Enset	-	-	-
Sugar cane	-	-	-
Other permanent	*	*	-

Table 11: Number of Plots by Type of Sowing

National

Crop Type	Type of Sowing			
	Broadcast	%	Row	%
All	83,361,807	100.00	21,096,606	100.00
Cereals	45,230,350	54.26	11,071,298	52.48
Teff	11,819,968	14.18	497,931	2.36
Barley	7,051,727	8.46	280,784	1.33
Wheat	7,574,088	9.09	929,855	4.41
Maize	7,450,127	8.94	8,240,620	39.06
Sorghum	8,729,370	10.47	950,770	4.51
Finger millet	2,091,661	2.51	141,241	0.67
Oats / 'Aja'	292,479	0.35	5,829	0.03
Rice	220,930	0.27	24,268	0.12
Pulses	14,962,691	17.95	2,128,979	10.09
Horse / Faba beans	4,098,472	4.92	839,591	3.98
Field Peas	1,993,577	2.39	130,602	0.62
Haricot beans white	1,314,570	1.58	170,324	0.81
Haricot beans red	3,151,599	3.78	828,441	3.93
Chick peas	1,355,404	1.63	84,570	0.40
Lentils	1,057,026	1.27	8,340	0.04
Vetch / Grass peas	1,078,550	1.29	7,181	0.03
Soya beans	95,152	0.11	49,883	0.24
Fenugreek	621,216	0.75	6,456	0.03
Mung bean/'Masho'/'	75,574	0.09	*	*
Gibto	121,551	0.15	3,415	0.02
Oilseeds	4,111,902	4.93	447,189	2.12
Neug	1,072,057	1.29	9,558	0.05
Linseed	980,706	1.18	17,083	0.08
Groundnuts	139,222	0.17	333,150	1.58
Safflower	157,360	0.19	9,118	0.04
Sesame	1,162,668	1.39	23,859	0.11
Rapeseed	599,889	0.72	54,421	0.26
Vegetables	6,884,392	8.26	2,056,667	9.75
Lettuce	27,228	0.03	9,074	0.04
Head cabbage	237,655	0.29	213,360	1.01
Ethiopian cabbage	4,035,342	4.84	778,956	3.69
Tomatoes	175,579	0.21	73,988	0.35
Green peppers	949,862	1.14	267,144	1.27
Red peppers	1,390,749	1.67	657,804	3.12
Swiss chard	67,978	0.08	56,340	0.27
Root crops	7,352,740	8.82	4,448,382	21.09
Beetroot	235,381	0.28	158,531	0.75
Carrot	88,938	0.11	97,978	0.46
Onion	571,630	0.69	299,263	1.42
Potatoes	623,138	0.75	1,029,876	4.88
Yam	327,468	0.39	95,302	0.45
Garlic	1,400,876	1.68	706,191	3.35
Taro 'Godere'	2,485,026	2.98	893,202	4.23
Sweet potatoes	1,620,282	1.94	1,168,040	5.54
Other Temporary	4,819,732	5.78	944,091	4.48

Table 11.1 : Number of Plots by Type of Sowing

Tigray

Crop Type	Type of Sowing			
	Broadcast	%	Row	%
All	6,053,235	100.00	308,810	100.00
Cereals	4,793,068	79.18	237,358	76.86
Teff	894,234	14.77	18,312	5.93
Barley	913,266	15.09	6,045	1.96
Wheat	895,509	14.79	12,017	3.89
Maize	689,939	11.40	111,572	36.13
Sorghum	924,698	15.28	79,022	25.59
Finger millet	472,986	7.81	*	*
Oats / 'Aja'	*	*	-	-
Rice	1,614	0.03	*	*
Pulses	523,791	8.65	6,846	2.22
Horse / Faba beans	232,900	3.85	5,450	1.76
Field Peas	69,109	1.14	*	*
Haricot beans white	21,051	0.35	-	-
Haricot beans red	*	*	*	*
Chick peas	40,423	0.67	-	-
Lentils	69,690	1.15	*	*
Vetch / Grass peas	48,848	0.81	-	-
Soya beans	*	*	-	-
Fenugreek	26,521	0.44	-	-
Mung bean/"Masho"/	*	*	-	-
Gibto	-	-	-	-
Oilseeds	336,500	5.56	2,150	0.70
Neug	33,059	0.55	-	-
Linseed	57,868	0.96	-	-
Groundnuts	*	*	*	*
Safflower	1,907	0.03	-	-
Sesame	241,816	3.99	*	*
Rapeseed	*	*	-	-
Vegetables	236,530	3.91	29,213	9.46
Lettuce	2,829	0.05	1,155	0.37
Head cabbage	2,575	0.04	1,668	0.54
Ethiopian cabbage	2,773	0.05	*	*
Tomatoes	17,700	0.29	4,965	1.61
Green peppers	43,513	0.72	11,705	3.79
Red peppers	164,863	2.72	6,845	2.22
Swiss chard	2,276	0.04	1,559	0.50
Root crops	97,196	1.61	24,471	7.92
Beetroot	*	*	-	-
Carrot	4,755	0.08	1,223	0.40
Onion	18,502	0.31	7,071	2.29
Potatoes	16,865	0.28	4,603	1.49
Yam	-	-	-	-
Garlic	56,480	0.93	11,574	3.75
Taro 'Godere'	-	-	-	-
Sweet potatoes	-	-	-	-
Other Temporary	66,151	1.09	8,772	2.84

Table 11.2 : Number of Plots by Type of Sowing

Afar

Crop Type	Type of Sowing			
	Broadcast	%	Row	%
All	12,102	100.00	8,755	100.00
Cereals	7,476	61.77	6,890	78.70
Teff	*	*	-	-
Barley	-	-	-	-
Wheat	*	*	-	-
Maize	2,726	22.53	6,152	70.27
Sorghum	3,433	28.37	*	*
Finger millet	-	-	-	-
Oats / 'Aja'	-	-	-	-
Rice	-	-	-	-
Pulses	*	*	-	-
Horse / Faba beans	-	-	-	-
Field Peas	-	-	-	-
Haricot beans white	-	-	-	-
Haricot beans red	*	*	-	-
Chick peas	*	*	-	-
Lentils	-	-	-	-
Vetch / Grass peas	-	-	-	-
Soya beans	-	-	-	-
Fenugreek	-	-	-	-
Mung bean/"Masho"/	*	*	-	-
Gibto	-	-	-	-
Oilseeds	*	*	*	*
Neug	-	-	-	-
Linseed	-	-	-	-
Groundnuts	-	-	-	-
Safflower	*	*	-	-
Sesame	*	*	*	*
Rapeseed	-	-	-	-
Vegetables	*	*	*	*
Lettuce	-	-	-	-
Head cabbage	-	-	-	-
Ethiopian cabbage	-	-	-	-
Tomatoes	-	-	*	*
Green peppers	*	*	-	-
Red peppers	*	*	*	*
Swiss chard	-	-	-	-
Root crops	*	*	*	*
Beetroot	-	-	-	-
Carrot	-	-	-	-
Onion	-	-	*	*
Potatoes	-	-	-	-
Yam	-	-	-	-
Garlic	-	-	-	-
Taro 'Godere'	-	-	-	-
Sweet potatoes	*	*	-	-
Other Temporary	*	*	-	-

Table 11.3 : Number of Plots by Type of Sowing

Amhara

Crop Type	Type of Sowing			
	Broadcast	%	Row	%
All	28,157,968	100.00	5,999,217	100.00
Cereals	16,660,010	59.17	3,700,653	61.69
Teff	4,804,754	17.06	300,219	5.00
Barley	2,890,541	10.27	70,126	1.17
Wheat	3,089,937	10.97	417,919	6.97
Maize	1,766,384	6.27	2,716,384	45.28
Sorghum	2,796,330	9.93	168,783	2.81
Finger millet	1,038,922	3.69	24,408	0.41
Oats / 'Aja'	71,667	0.25	*	*
Rice	201,477	0.72	*	*
Pulses	5,723,984	20.33	513,264	8.56
Horse / Faba beans	1,537,328	5.46	370,132	6.17
Field Peas	856,364	3.04	57,149	0.95
Haricot beans white	378,222	1.34	31,322	0.52
Haricot beans red	233,712	0.83	16,550	0.28
Chick peas	829,587	2.95	18,847	0.31
Lentils	641,715	2.28	4,786	0.08
Vetch / Grass peas	775,529	2.75	4,667	0.08
Soya beans	*	*	5,854	0.10
Fenugreek	277,558	0.99	*	*
Mung bean/'Masho'/	63,055	0.22	*	*
Gibto	118,511	0.42	*	*
Oilseeds	1,964,920	6.98	93,906	1.57
Neug	475,654	1.69	4,467	0.07
Linseed	486,902	1.73	3,303	0.06
Groundnuts	7,313	0.03	34,217	0.57
Safflower	125,501	0.45	2,571	0.04
Sesame	453,440	1.61	5,228	0.09
Rapeseed	416,109	1.48	*	*
Vegetables	1,264,653	4.49	595,920	9.93
Lettuce	11,625	0.04	*	*
Head cabbage	72,822	0.26	64,133	1.07
Ethiopian cabbage	314,098	1.12	14,743	0.25
Tomatoes	50,754	0.18	11,128	0.19
Green peppers	176,327	0.63	74,916	1.25
Red peppers	620,317	2.20	412,624	6.88
Swiss chard	18,710	0.07	15,059	0.25
Root crops	1,387,956	4.93	952,214	15.87
Beetroot	46,649	0.17	25,969	0.43
Carrot	23,520	0.08	11,252	0.19
Onion	203,369	0.72	88,457	1.47
Potatoes	200,400	0.71	402,573	6.71
Yam	-	-	*	*
Garlic	895,599	3.18	408,784	6.81
Taro 'Godere'	*	*	-	-
Sweet potatoes	17,849	0.06	14,887	0.25
Other Temporary	1,156,445	4.11	143,260	2.39

Table 11.4 : Number of Plots by Type of Sowing

Oromia

Crop Type	Type of Sowing			
	Broadcast	%	Row	%
All	30,430,251	100.00	9,132,501	100.00
Cereals	17,685,277	58.12	5,124,111	56.11
Teff	4,736,840	15.57	91,819	1.01
Barley	2,469,652	8.12	89,445	0.98
Wheat	2,934,489	9.64	230,374	2.52
Maize	3,372,805	11.08	4,025,083	44.07
Sorghum	3,486,335	11.46	586,312	6.42
Finger millet	469,884	1.54	77,762	0.85
Oats / 'Aja'	208,252	0.68	*	*
Rice	7,018	0.02	*	*
Pulses	5,174,330	17.00	620,304	6.79
Horse / Faba beans	1,505,938	4.95	219,361	2.40
Field Peas	571,732	1.88	18,667	0.20
Haricot beans white	846,278	2.78	119,382	1.31
Haricot beans red	877,454	2.88	178,118	1.95
Chick peas	443,743	1.46	44,436	0.49
Lentils	327,199	1.08	2,787	0.03
Vetch / Grass peas	252,814	0.83	*	*
Soya beans	43,128	0.14	30,455	0.33
Fenugreek	296,580	0.97	5,264	0.06
Mung bean/'Masho'/	*	*	-	-
Gibto	*	*	*	*
Oilseeds	1,492,981	4.91	281,270	3.08
Neug	526,272	1.73	4,718	0.05
Linseed	383,449	1.26	11,574	0.13
Groundnuts	85,411	0.28	244,261	2.67
Safflower	19,100	0.06	3,311	0.04
Sesame	312,962	1.03	7,776	0.09
Rapeseed	165,787	0.54	9,630	0.11
Vegetables	2,658,846	8.74	782,502	8.57
Lettuce	11,193	0.04	4,194	0.05
Head cabbage	120,848	0.40	84,233	0.92
Ethiopian cabbage	1,535,394	5.05	281,888	3.09
Tomatoes	60,626	0.20	41,467	0.45
Green peppers	474,713	1.56	151,141	1.65
Red peppers	414,272	1.36	183,660	2.01
Swiss chard	41,801	0.14	*	*
Root crops	1,711,117	5.62	1,924,399	21.07
Beetroot	132,510	0.44	79,976	0.88
Carrot	34,581	0.11	58,032	0.64
Onion	250,625	0.82	133,601	1.46
Potatoes	187,638	0.62	390,608	4.28
Yam	16,074	0.05	*	*
Garlic	391,090	1.29	240,646	2.64
Taro 'Godere'	498,878	1.64	198,571	2.17
Sweet potatoes	199,721	0.66	820,664	8.99
Other Temporary	1,707,700	5.61	399,914	4.38

Table 11.5 : Number of Plots by Type of Sowing

Somale

Crop Type	Type of Sowing			
	Broadcast	%	Row	%
All	287,006	100.00	12,696	100.00
Cereals	243,676	84.90	6,167	48.57
Teff	-	-	-	-
Barley	*	*	-	-
Wheat	17,010	5.93	*	*
Maize	123,272	42.95	5,441	42.86
Sorghum	95,354	33.22	607	4.78
Finger millet	-	-	-	-
Oats / 'Aja'	*	*	-	-
Rice	-	-	-	-
Pulses	12,739	4.44	*	*
Horse / Faba beans	-	-	-	-
Field Peas	*	*	-	-
Haricot beans white	*	*	*	*
Haricot beans red	*	*	*	*
Chick peas	*	*	-	-
Lentils	*	*	-	-
Vetch / Grass peas	-	-	-	-
Soya beans	-	-	-	-
Fenugreek	*	*	-	-
Mung bean/'Masho'/'	-	-	-	-
Gibto	-	-	-	-
Oilseeds	*	*	*	*
Neug	-	-	-	-
Linseed	*	*	*	*
Groundnuts	*	*	-	-
Safflower	-	-	-	-
Sesame	1,140	0.40	-	-
Rapeseed	-	-	-	-
Vegetables	9,376	3.27	1,432	11.28
Lettuce	-	-	-	-
Head cabbage	-	-	-	-
Ethiopian cabbage	-	-	-	-
Tomatoes	6,943	2.42	*	*
Green peppers	*	*	978	7.70
Red peppers	-	-	-	-
Swiss chard	-	-	-	-
Root crops	7,934	2.76	931	7.33
Beetroot	-	-	-	-
Carrot	-	-	-	-
Onion	6,971	2.43	*	*
Potatoes	*	*	-	-
Yam	-	-	-	-
Garlic	-	-	-	-
Taro 'Godere'	-	-	-	-
Sweet potatoes	*	*	*	*
Other Temporary	*	*	-	-

Table 11.6 : Number of Plots by Type of Sowing

Benshangule-Gumze

Crop Type	Type of Sowing			
	Broadcast	%	Row	%
All	1,031,187	100.00	262,795	100.00
Cereals	546,292	52.98	130,324	49.59
Teff	60,128	5.83	3,444	1.31
Barley	7,221	0.70	*	*
Wheat	5,513	0.53	1,996	0.76
Maize	193,501	18.76	118,373	45.04
Sorghum	210,893	20.45	4,822	1.83
Finger millet	65,347	6.34	871	0.33
Oats / 'Aja'	*	*	-	-
Rice	*	*	758	0.29
Pulses	91,966	8.92	18,222	6.93
Horse / Faba beans	6,926	0.67	1,895	0.72
Field Peas	4,618	0.45	*	*
Haricot beans white	15,807	1.53	2,272	0.86
Haricot beans red	29,007	2.81	*	*
Chick peas	2,857	0.28	1,934	0.74
Lentils	1,640	0.16	*	*
Vetch / Grass peas	*	*	-	-
Soya beans	30,222	2.93	9,419	3.58
Fenugreek	552	0.05	-	-
Mung bean/'Masho'/'	*	*	-	-
Gibto	-	-	-	-
Oilseeds	186,316	18.07	41,993	15.98
Neug	35,125	3.41	*	*
Linseed	10,738	1.04	557	0.21
Groundnuts	20,895	2.03	38,605	14.69
Safflower	*	*	*	*
Sesame	113,835	11.04	1,816	0.69
Rapeseed	*	*	*	*
Vegetables	55,293	5.36	14,846	5.65
Lettuce	*	*	-	-
Head cabbage	1,813	0.18	2,594	0.99
Ethiopian cabbage	7,759	0.75	-	-
Tomatoes	4,451	0.43	1,247	0.47
Green peppers	5,832	0.57	*	*
Red peppers	35,075	3.40	10,643	4.05
Swiss chard	*	*	-	-
Root crops	44,967	4.36	42,531	16.18
Beetroot	492	0.05	1,690	0.64
Carrot	*	*	*	*
Onion	5,399	0.52	2,842	1.08
Potatoes	1,826	0.18	2,817	1.07
Yam	-	-	*	*
Garlic	6,473	0.63	4,419	1.68
Taro 'Godere'	5,126	0.50	1,757	0.67
Sweet potatoes	25,558	2.48	28,068	10.68
Other Temporary	106,353	10.31	14,880	5.66

Table 11.7 : Number of Plots by Type of Sowing

S.N.N.P

Crop Type	Type of Sowing			
	Broadcast	%	Row	%
All	17,152,626	100.00	5,259,161	100.00
Cereals	5,110,163	29.79	1,800,266	34.23
Teff	1,322,745	7.71	84,030	1.60
Barley	763,210	4.45	114,719	2.18
Wheat	628,934	3.67	264,723	5.03
Maize	1,268,952	7.40	1,236,058	23.50
Sorghum	1,064,444	6.21	69,716	1.33
Finger millet	44,522	0.26	28,320	0.54
Oats / 'Aja'	9,293	0.05	*	*
Rice	*	*	*	*
Pulses	3,404,998	19.85	965,675	18.36
Horse / Faba beans	815,380	4.75	242,689	4.61
Field Peas	491,574	2.87	53,888	1.02
Haricot beans white	40,723	0.24	17,179	0.33
Haricot beans red	1,973,080	11.50	626,863	11.92
Chick peas	37,931	0.22	19,154	0.36
Lentils	15,773	0.09	*	*
Vetch / Grass peas	*	*	*	*
Soya beans	7,705	0.04	4,156	0.08
Fenugreek	18,816	0.11	*	*
Mung bean/'Masho'/'	*	*	-	-
Gibto	*	*	-	-
Oilseeds	103,627	0.60	14,054	0.27
Neug	1,946	0.01	*	*
Linseed	40,801	0.24	*	*
Groundnuts	4,640	0.03	2,041	0.04
Safflower	7,721	0.05	*	*
Sesame	34,214	0.20	7,218	0.14
Rapeseed	14,304	0.08	*	*
Vegetables	2,657,896	15.50	630,149	11.98
Lettuce	*	*	*	*
Head cabbage	39,597	0.23	60,466	1.15
Ethiopian cabbage	2,174,970	12.68	481,008	9.15
Tomatoes	34,515	0.20	13,464	0.26
Green peppers	246,266	1.44	27,671	0.53
Red peppers	156,140	0.91	43,329	0.82
Swiss chard	5,010	0.03	3,805	0.07
Root crops	4,100,361	23.91	1,472,568	28.00
Beetroot	55,137	0.32	50,896	0.97
Carrot	25,990	0.15	26,659	0.51
Onion	85,312	0.50	63,674	1.21
Potatoes	215,982	1.26	227,624	4.33
Yam	311,395	1.82	92,583	1.76
Garlic	51,233	0.30	40,768	0.78
Taro 'Godere'	1,980,451	11.55	692,874	13.17
Sweet potatoes	1,374,860	8.02	277,489	5.28
Other Temporary	1,775,581	10.35	376,449	7.16

Table 11.8 : Number of Plots by Type of Sowing

Gambella

Crop Type	Type of Sowing			
	Broadcast	%	Row	%
All	77390	100	36607	100
Cereals	28862	37.29	20891	57.07
Teff	-	-	*	*
Barley	*	*	*	*
Wheat	-	-	*	*
Maize	10563	13.65	19664	53.72
Sorghum	18171	23.48	1079	2.95
Finger millet	*	*	-	-
Oats / 'Aja'	-	-	-	-
Rice	*	*	*	*
Pulses	-	-	-	-
Horse / Faba beans	2432	3.14	1099	3
Field Peas	*	*	-	-
Haricot beans white	*	*	-	-
Haricot beans red	1075	1.39	1024	2.8
Chick peas	1181	1.53	*	*
Lentils	-	-	-	-
Vetch / Grass peas	-	-	-	-
Soya beans	-	-	-	-
Fenugreek	*	*	-	-
Mung bean/'Masho'/	-	-	-	-
Gibto	-	-	-	-
Oilseeds	581	0.75	284	0.78
Neug	-	-	-	-
Linseed	*	*	-	-
Groundnuts	290	0.37	259	0.71
Safflower	-	-	-	-
Sesame	*	*	*	*
Rapeseed	*	*	-	-
Vegetables	14495	18.73	1433	3.91
Lettuce	-	-	-	-
Head cabbage	*	*	*	*
Ethiopian cabbage	10108	13.06	*	*
Tomatoes	346	0.45	*	*
Green peppers	2238	2.89	227	0.62
Red peppers	1590	2.05	158	0.43
Swiss chard	-	-	-	-
Root crops	16777	21.68	8572	23.42
Beetroot	-	-	-	-
Carrot	*	*	-	-
Onion	*	*	*	*
Potatoes	*	*	*	*
Yam	*	*	568	1.55
Garlic	*	*	*	*
Taro 'Godere'	11731	15.16	5104	13.94
Sweet potatoes	4119	5.32	2535	6.92
Other Temporary	14242	18.4	4327	11.82

Table 11.9 : Number of Plots by Type of Sowing

Harari

Crop Type	Type of Sowing			
	Broadcast	%	Row	%
All	71,492	100.00	86,794	100.00
Cereals	59,058	82.61	58,548	67.46
Teff	-	-	*	*
Barley	*	*	*	*
Wheat	647	0.90	2,707	3.12
Maize	14,841	20.76	20,569	23.70
Sorghum	42,905	60.01	34,777	40.07
Finger millet	-	-	-	-
Oats / 'Aja'	*	*	-	-
Rice	-	-	-	-
Pulses	414	0.58	*	*
Horse / Faba beans	-	-	*	*
Field Peas	-	-	-	-
Haricot beans white	-	-	*	*
Haricot beans red	*	*	*	*
Chick peas	*	*	*	*
Lentils	-	-	-	-
Vetch / Grass peas	-	-	-	-
Soya beans	-	-	-	-
Fenugreek	*	*	-	-
Mung bean/'Masho'/'	-	-	-	-
Gibto	-	-	-	-
Oilseeds	7,604	10.64	13,233	15.25
Neug	-	-	-	-
Linseed	*	*	-	-
Groundnuts	7,159	10.01	13,233	15.25
Safflower	-	-	-	-
Sesame	*	*	-	-
Rapeseed	*	*	-	-
Vegetables	330	0.46	658	0.76
Lettuce	-	-	-	-
Head cabbage	-	-	*	*
Ethiopian cabbage	*	*	-	-
Tomatoes	*	*	*	*
Green peppers	*	*	*	*
Red peppers	-	-	-	-
Swiss chard	-	-	-	-
Root crops	*	*	13,520	15.58
Beetroot	-	-	-	-
Carrot	-	-	-	-
Onion	-	-	*	*
Potatoes	-	-	*	*
Yam	-	-	-	-
Garlic	-	-	-	-
Taro 'Godere'	-	-	-	-
Sweet potatoes	*	*	12,711	14.65
Other Temporary	3,830	5.36	457	0.53

Table 11.10 : Number of Plots by Type of Sowing

Dire Dawa

Crop Type	Type of Sowing			
	Broadcast	%	Row	%
All	165,940	100.00	25,878	100.00
Cereals	125,330	75.53	6,981	26.98
Teff	-	-	-	-
Barley	*	*	-	-
Wheat	*	*	-	-
Maize	17,707	10.67	987	3.81
Sorghum	104,977	63.26	5,993	23.16
Finger millet	-	-	-	-
Oats / 'Aja'	-	-	-	-
Rice	-	-	-	-
Pulses	27,177	16.38	*	*
Horse / Faba beans	-	-	-	-
Field Peas	-	-	-	-
Haricot beans white	7,907	4.76	-	-
Haricot beans red	19,088	11.50	*	*
Chick peas	*	*	-	-
Lentils	-	-	-	-
Vetch / Grass peas	-	-	-	-
Soya beans	-	-	-	-
Fenugreek	*	*	*	*
Mung bean/"Masho"/	-	-	-	-
Gibto	-	-	-	-
Oilseeds	8,339	5.03	*	*
Neug	-	-	-	-
Linseed	-	-	-	-
Groundnuts	*	*	*	*
Safflower	-	-	-	-
Sesame	4,027	2.43	*	*
Rapeseed	-	-	-	-
Vegetables	1,219	0.73	816	3.15
Lettuce	-	-	-	-
Head cabbage	-	-	-	-
Ethiopian cabbage	*	*	-	-
Tomatoes	*	*	713	2.76
Green peppers	405	0.24	*	*
Red peppers	-	-	-	-
Swiss chard	-	-	-	-
Root crops	2,908	1.75	17,119	66.15
Beetroot	-	-	-	-
Carrot	-	-	-	-
Onion	1,451	0.87	*	*
Potatoes	*	*	*	*
Yam	-	-	-	-
Garlic	-	-	-	-
Taro 'Godere'	-	-	-	-
Sweet potatoes	1,207	0.73	13,791	53.29
Other Temporary	968	0.58	*	*

Table 12: Number of Holders by land use area before the crop calender year

Geographic area	All Holders	Fallow Land	Crop Land	Pasture,Forest & Marginal Land	Crop Land Owned by other holder	Others
Ethiopia	16,081,361	547,557	13,907,402	1,975,105	808,516	489,946
Tigray Region	992,029	54,840	869,281	17,328	38,129	28,767
North West Tigray	206,935	18,951	199,586	*	12,626	5,034
Central Tigray	254,597	11,275	212,720	2,685	2,033	8,419
East Tigray	156,860	5,354	92,137	2,656	714	6,815
South Tigray	254,213	3,617	205,445	1,857	6,309	5,543
Western Tigray	119,424	15,644	159,393	5,117	16,446	2,956
Afar Region	98,960	*	29,076	2,994	*	3,669
Zone 1	78,803	*	24,862	2,014	*	3,230
Zone 3	20,158	*	4,214	980	*	439
Amhara Region	4,474,927	116,426	4,311,818	400,323	356,538	101,989
North Gondar	736,780	35,839	754,014	67,080	98,625	13,185
South Gondar	471,018	9,902	516,654	29,330	29,413	5,837
North Wollo	387,209	4,686	284,700	21,113	14,859	11,861
South Wollo	664,473	*	487,660	36,318	19,007	23,046
North Shewa	542,166	25,858	543,085	75,797	36,744	17,573
East Gojjam	589,792	3,191	636,993	27,603	48,375	8,171
West Gojjam	595,190	4,542	624,883	65,595	67,679	10,644
Waghamera	112,323	2,334	114,599	753	5,775	1,881
Awii	265,278	8,565	286,420	72,706	31,248	7,085
Oromia Zone	102,898	697	56,875	3,833	4,626	2,574
Argoba Special	7,799	208	5,935	196	186	132
Oromia Region	5,947,398	311,007	6,449,766	1,120,879	346,184	241,307
West Welega	337,046	63,375	392,258	24,628	10,643	12,026
East Welega	237,408	22,577	389,398	56,552	32,895	11,817
Illubabor	313,383	19,879	371,863	49,636	10,117	8,660
Jimma	621,788	*	666,119	134,914	22,535	24,049
West Shewa	441,655	42,024	561,040	122,541	74,362	30,073
South West Shewa	321,797	29,035	399,593	146,897	27,557	19,913
North Shewa	328,137	3,682	435,115	31,956	38,190	17,268
East Shewa	572,126	26,787	610,971	105,312	42,624	32,437
Arsi	370,907	1,289	300,102	43,926	3,831	7,983
West Harerge	538,743	11,358	348,665	35,625	4,778	9,849
East Harerge	354,236	13,530	463,269	107,086	17,314	13,343
Bale	148,957	*	58,171	10,287	*	5,414
Borena	358,763	10,546	387,172	60,028	*	19,028
Guji	216,943	*	180,353	27,340	*	7,045
West Arsi	490,764	26,993	378,548	116,295	20,317	13,076
Kelem	188,885	10,226	231,697	15,350	6,995	4,884
Horoguduru	105,859	*	275,432	*	14,077	4,443
Somali Region	179,330	1,582	98,709	72,054	*	9,350
Shinele	12,595	*	3,125	1,393	*	588
Jijiga	88,990	990	82,718	69,774	*	6,454
Liben	77,745	568	12,866	*	*	2,308
Benishangul – Gumuz	229,032	15,366	207,421	17,074	33,965	4,934
Metekel Zone	100,830	7,352	115,431	10,769	27,696	1,928
Asosa	94,561	5,326	55,090	2,981	*	2,447
Kemashi	19,613	1,214	26,752	2,990	3,366	314
Mao Komo	14,027	1,474	10,149	333	199	245
S.N.N.P Region	4,053,864	44,498	1,888,373	340,423	29,349	97,246
Gurage	191,323	3,534	142,495	47,405	1,535	3,866
Hadiya	328,127	971	165,644	41,135	*	6,779
Kembata – Tembaro	138,757	339	59,878	11,906	1,056	2,888
Sidama	1,272,895	4,097	342,165	57,184	*	28,866
Gedio	246,583	450	71,412	2,715	*	3,654
Wolayita	422,088	*	160,831	37,920	*	16,974
South Omo	112,955	4,069	72,510	7,722	*	2,875

Table 12 (*cont'd*)

Geographic Area	All Holders	Fallow Land	Crop Land	Pasture, Forest & Marginal Land	Crop Land Owned by other holder	Others
Sheka	63,635	761	40,080	5,406	1,972	1,324
Keffa	223,378	4,374	184,877	43,486	9,584	6,721
Gamo - Gofa	354,062	17,149	206,403	24,548	*	7,491
Benchi – Maji	132,047	2,373	75,540	4,273	3,959	2,796
Yem	21,311	337	23,781	2,605	2,062	834
Segen Peoples	116,453	2,378	80,091	7,949	*	2,302
Dawro	123,622	1,197	64,037	10,718	*	2,909
Basketo	15,786	506	7,605	485	*	579
Konta	35,789	270	19,963	3,075	*	993
Silitie	189,936	399	122,056	24,398	*	4,126
Alaba	65,118	237	49,006	7,492	*	1,268
Gambella Region	47484	254	21072	550	186	1201
Agnuwak	8059	13	3113	*	*	121
Nuware	11627	*	4747	*	-	386
Mezhenger	22450	222	11804	474	178	609
Itang	5349	*	1409	*	-	85
Harari Region	27,788	452	17,867	361	71	763
Dire Dawa	30,549	20	14,020	3,118	214	721

APPENDIX I

ESTIMATION PROCEDURES OF TOTALS, RATIOS AND SAMPLING ERRORS

APPENDIX I Estimation Procedures of Totals, Ratios and Sampling Errors

The following formulas were used to estimate total area of land under specific crop, total holders, quantity of fertilizer applied and seed sowed, and ratios in a stratum.

1. For Estimating Total Area of Land Under Specific Crop:

$$\hat{A}_h = \sum_{i=1}^{n_h} W_{hi} \sum_{j=1}^{h_{hi}} a_{hij} = \sum_{i=1}^{n_h} W_{hi} a_{hi}$$

in which, $W_{hi} = \frac{M_h H_{hi}}{n_h m_{hi} h_{hi}}$ is the basic weight.

Where:

h represents the stratum

n_h is the total number of sample EAs successfully covered in the h^{th} stratum.

M_h is the measure of size of the h^{th} stratum as obtained from the sampling frame.

m_{hi} is the measure of size of the i^{th} sample EA in the h^{th} stratum obtained from the sampling frame.

H_{hi} is the total number of agricultural households of the i^{th} sample EA in the h^{th} stratum.

h_{hi} is the number of sample agricultural households successfully covered in the i^{th} sample EA in the h^{th} stratum.

a_{hij} is the value of area for agricultural households j , in the i^{th} EA in the h^{th} stratum under a specific crop.

a_{hi} is the sample total area under specific crop for EA i in stratum h .

\hat{A}_h estimate of total area under specific crop in stratum h .

2. For Estimating Total Number of Holders:

$$\hat{Y}_h = \sum_{i=1}^{n_h} W_{hi} y_{hi}$$

Where:

y_{hi} is the sample total number of holders of i^{th} EA in the h^{th} stratum.

\hat{Y}_h is estimate of total number of holders for the h^{th} stratum.

W_{hi} is as defined above.

3. For Estimating Quantity of Fertilizer and seed in Stratum h :

$$\hat{Q}_h = \sum_{i=1}^{n_h} W_{hi} q_{hi}$$

where,

\hat{Q}_h is estimate of total quantity of a specific fertilizer applied or seed sowed for a specific crop land in the h^{th} stratum.

q_{hi} is the sample total of a specific fertilizer applied or seed sowed for a specific crop land in the i^{th} EA in the h^{th} stratum.

W_{hi} is as defined above.

4. For Estimating Ratios in Stratum h:

$$\hat{R}_h = \frac{\hat{Z}_h}{\hat{X}_h},$$

Where, the numerator and denominator are estimates of domain totals for characteristic z and x, respectively.

5. Sampling Variance of Estimates:

Sampling variance for the estimate of stratum total of area for a specific crop and holders, and ratios are estimated by the following formulas.

$$Var(\hat{A}_h) = (1 - f_h) \frac{n_h}{n_h - 1} \sum_{i=1}^{n_h} \left(\hat{A}_{hi} - \frac{\hat{A}_h}{n_h} \right)^2 + f_h \sum_{i=1}^{n_h} (1 - f_{hi}) \left(\frac{h_{hi}}{h_{hi} - 1} \right) \sum_{j=1}^{h_{hi}} \left(\hat{A}_{hij} - \frac{\hat{A}_{hi}}{h_{hi}} \right)^2$$

$$Var(\hat{Y}_h) = (1 - f_h) \frac{n_h}{n_h - 1} \sum_{i=1}^{n_h} \left(\hat{Y}_{hi} - \frac{\hat{Y}_h}{n_h} \right)^2 + f_h \sum_{i=1}^{n_h} (1 - f_{hi}) \left(\frac{h_{hi}}{h_{hi} - 1} \right) \sum_{j=1}^{h_{hi}} \left(\hat{Y}_{hij} - \frac{\hat{Y}_{hi}}{h_{hi}} \right)^2$$

$$Var(\hat{Q}_h) = (1 - f_h) \frac{n_h}{n_h - 1} \sum_{i=1}^{n_h} \left(\hat{Q}_{hi} - \frac{\hat{Q}_h}{n_h} \right)^2 + f_h \sum_{i=1}^{n_h} (1 - f_{hi}) \left(\frac{h_{hi}}{h_{hi} - 1} \right) \sum_{j=1}^{h_{hi}} \left(\hat{Q}_{hij} - \frac{\hat{Q}_{hi}}{h_{hi}} \right)^2$$

$$Var(\hat{R}_h) = \frac{1}{\hat{X}_h^2} \left[Var(\hat{Z}_h) + \hat{R}_h^2 Var(\hat{X}_h) - 2\hat{R}_h Cov(\hat{Z}_h, \hat{X}_h) \right]$$

Where,

$$Cov(\hat{Z}_h, \hat{X}_h) = (1 - f_h) \frac{n_h}{n_h - 1} \sum_{i=1}^{n_h} \left(\hat{Z}_{hi} - \frac{\hat{Z}_h}{n_h} \right) \left(\hat{X}_{hi} - \frac{\hat{X}_h}{n_h} \right) + f_h \sum_{i=1}^{n_h} (1 - f_{hi}) \left(\frac{h_{hi}}{h_{hi} - 1} \right) \sum_{j=1}^{h_{hi}} \left(\hat{Z}_{hij} - \frac{\hat{Z}_{hi}}{h_{hi}} \right) \left(\hat{X}_{hij} - \frac{\hat{X}_{hi}}{h_{hi}} \right)$$

f_h = average first stage probability of selection of EAs within stratum h .

$f_{hi} = \frac{h_{hi}}{H_{hi}}$ = average second stage probability of selection within the i^{th} sample EA in stratum h .

$\hat{A}_{hi}, \hat{Y}_{hi}, \hat{Q}_{hi}, \hat{Z}_{hi}, \hat{X}_{hi}$ are weighted total area, holder, quantity of fertilizer or seed, characteristics z and x, respectively, in the i^{th} EA and h^{th} stratum.

$\hat{A}_{hij}, \hat{Y}_{hij}, \hat{Q}_{hij}, \hat{Z}_{hij}, \hat{X}_{hij}$ are weighted value of area, holder, quantity of fertilizer or seed, characteristics z and x, respectively, from j^{th} agricultural household in the i^{th} EA and h^{th} stratum.

Since all strata are independent, the total variance at regional and country level is computed by aggregating the result obtained at Zone/Special Wereda level, i.e.

$$Var(\hat{A}) = \sum_h^L Var(\hat{A}_h), Var(\hat{Y}) = \sum_h^L Var(\hat{Y}_h), Var(\hat{R}) = \sum_{i=1}^L Var(\hat{R}_h)$$

Where, L is the number of strata (Zone/Special Wereda).

In estimating the sampling variance by the above formula, selection of EAs within a stratum is assumed to be with replacement. By so doing the variance estimate may be slightly over estimated but it greatly simplifies the estimation procedure.

6. Coefficient of Variation (CV) of Estimates:

Coefficient of Variations (CV's) in percentage for estimates of stratum total area, number of holders, applied fertilizer and sowed seed for a specific crop are given by:

$$CV(\hat{A}_h) = \frac{\sqrt{Var(\hat{A}_h)}}{\hat{A}_h} * 100, CV(\hat{Y}_h) = \frac{\sqrt{Var(\hat{Y}_h)}}{\hat{Y}_h} * 100, CV(\hat{Q}_h) = \frac{\sqrt{Var(\hat{Q}_h)}}{\hat{Q}_h} * 100,$$

$$CV(\hat{R}_h) = \frac{\sqrt{Var(\hat{R}_h)}}{\hat{R}_h} * 100$$

7. Ninety-five Percent Confidence Interval (CI) of Stratum Total of Area:

$$\hat{A}_h \pm 1.96 * SE(\hat{A}_h) \quad ,$$

Where, $SE(\hat{A}_h) = \sqrt{Var(\hat{A}_h)}$ is the standard error of the estimate of stratum total area.

Estimates of standard errors and confidence intervals for other estimates can also be calculated by adopting the above formulas.

APPENDIX II
ESTIMATES OF STANDARD ERRORS AND COEFFICIENT OF
VARIATIONS

APPENDIX II Estimate of Inputs Applied Area, quantity of inputs used and their Standard Errors and Coefficient of Variations

Crop	All fertilizer						DAP		
	Area (ha)			Quantity (qt)			Area (ha)		
	Estimate	S.E	C.V	Estimate	S.E	C.V	Estimate	S.E	C.V
All	8,175,441	147,400	1.80	8,591,247	222,766	2.59	2,163,362	79,516	3.68
Cereals	6,717,790	131,323	1.95	7,699,409	199,348	2.59	1,849,586	72,954	3.94
Teff	2,343,816	79,993	3.41	2,496,131	108,226	4.34	700,414	42,538	6.07
Barley	592,589	36,021	6.08	508,036	34,599	6.81	242,808	25,357	10.44
Wheat	1,358,438	63,194	4.65	1,906,310	96,296	5.05	412,820	34,602	8.38
Maize	1,573,635	55,581	3.53	2,224,378	102,279	4.60	226,700	17,240	7.60
Sorghum	508,064	31,060	6.11	279,729	33,145	11.85	79,587	8,420	10.58
Finger millet	303,544	22,242	7.33	253,819	22,978	9.05	180,193	17,690	9.82
Oats/'Aja'	11,221	1,574	14.03	9,187	1,369	14.90	6,222	1,222	19.64
Rice	26,482	8,857	33.45	21,819	7,539	34.55	842	345	40.99
Pulse	442,372	19,377	4.38	295,555	19,130	6.47	197,075	13,223	6.71
Horse/Faba beans	170,190	9,312	5.47	97,493	7,032	7.21	68,848	5,450	7.92
Field peas	78,486	7,571	9.65	52,413	5,981	11.41	44,076	6,155	13.97
White Haricot beans	39,907	6,664	16.70	23,208	4,503	19.40	18,120	4,963	27.39
Red Haricot beans	96,847	10,361	10.70	89,498	14,381	16.07	48,135	6,897	14.33
Chick peas	16,185	2,085	12.88	9,522	1,714	18.00	4,501	1,237	27.48
Lentiles	17,976	2,420	13.46	10,836	1,769	16.33	4,673	920	19.69
Vetch/Grass peas	4,135	909	22.00	1,513	640	42.31	270	154	57.11
Soya beans	8,025	3,057	38.09	4,673	1,612	34.50	5,402	2,227	41.22
Fenugreek	6,430	979	15.23	3,936	692	17.58	1,042	276	26.47
Mung bean/"Masho"	2,962	1,367	46.17	766	508	66.23	1,524	933	61.23
Gibto	1,231	410	33.31	1,698	530	31.21	484	214	44.17
Oil Seeds	155,590	24,237	15.58	113,712	15,657	13.77	40,381	5,895	14.60
Nueg	12,437	2,820	22.67	2,957	610	20.63	6,151	2,252	36.61
Linseed	12,443	2,645	21.25	5,567	1,260	22.63	7,090	2,292	32.33
Ground nuts	23,504	6,900	29.36	21,189	8,251	38.94	4,900	2,165	44.19
Safflower	2,817	795	28.20	3,976	1,411	35.48	466	313	67.13
Sesame	80,181	22,486	28.04	40,059	10,196	25.45	18,558	4,062	21.89
Rapeseed	24,208	3,377	13.95	39,962	7,760	19.42	3,217	1,038	32.26
Vegetables	110,792	15,113	13.64	163,519	36,704	22.45	11,252	1,905	16.93
Lettuce	77	23	30.20	37	22	58.39	2	2	99.84
Head Cabbage	3,249	728	22.41	2,690	742	27.58	1,178	643	54.60
Ethiopian Cabbage	23,784	1,493	6.28	3,183	558	17.54	1,400	418	29.84
Tomatoes	3,339	682	20.42	3,914	1,403	35.83	489	190	38.77
Green peppers	3,224	320	9.92	1,540	443	28.79	326	92	28.20
Red papers	76,872	15,018	19.54	152,127	36,658	24.10	7,855	1,719	21.89
Swiss chard	246	124	50.43	28	13	44.61	1	1	56.65
Root Crops	145,694	9,718	6.67	121,586	19,702	16.20	27,890	3,803	13.63
Beet root	1,413	326	23.10	621	238	38.39	264	108	40.97
Carrot	2,335	1,021	43.72	1,119	333	29.72	579	260	44.98
Onion	17,316	4,907	28.34	33,674	14,515	43.10	3,157	1,411	44.69
Potatoes	57,557	7,326	12.73	69,729	12,968	18.60	20,203	3,255	16.11
Yam	2,364	521	22.06	159	128	80.43	72	59	82.20
Garlic	6,496	665	10.24	4,590	955	20.80	444	124	27.86
Taro/'Godere'	27,969	1,998	7.14	2,334	518	22.18	589	179	30.43
Sweet potatoes	30,244	2,613	8.64	9,362	1,944	20.76	2,581	1,195	46.28
Other Temporary	38,793	2,558	6.59	22,207	3,151	14.19	2,584	401	15.53
Fruit Crops	35,832	5,904	16.48	9,493	2,707	28.52	1,501	352	23.47
Avocado	6,513	1,151	17.67	695	230	33.08	135	58	43.17
Bananas	21,935	4,703	21.44	4,350	919	21.13	961	233	24.19
Guava	478	86	18.06	242	143	59.20	51	24	46.19
Lemons	564	230	40.84	293	159	54.36	1	1	61.71
Mangos	3,868	601	15.55	2,601	1,653	63.56	321	168	52.25
Oranges	1,445	311	21.53	1,132	838	74.04	13	8	62.06
Papayas	990	126	12.69	182	67	36.97	17	9	52.40
Pineapples	39	18	46.47	-	-	-	-	-	-
Stimulant Crops	264,000	20,497	7.76	146,806	18,091	12.32	30,582	6,541	21.39
Chat	141,436	15,746	11.13	114,486	16,672	14.56	21,383	4,388	20.52
Coffee	107,722	9,371	8.70	23,791	4,352	18.29	8,988	2,699	30.03
Hops/'Gesho'	14,842	1,408	9.49	8,529	2,774	32.52	211	52	24.77
Enset	247,687	11,625	4.69	7,159	2,162	30.20	1,862	595	31.95
Sugar Cane	12,611	3,371	26.73	10,130	7,898	77.97	433	176	40.60
Other Permanent	4,282	589	13.76	1,671	822	49.15	217	135	62.37

APPENDIX II (cont'd)

Crop	DAP			UREA					
	Quantity (qt)			Area (ha)			Quantity (qt)		
	Estimate	S.E	C.V	Estimate	S.E	C.V	Estimate	S.E	C.V
All	1,707,682	64,543	3.78	420,392	24,709	5.88	256,281	17,277	6.74
Cereals	1,461,076	59,344	4.06	357,587	23,095	6.46	213,809	15,922	7.45
Teff	494,511	31,643	6.40	136,907	13,584	9.92	72,146	9,991	13.85
Barley	209,270	23,094	11.04	22,111	3,043	13.76	14,960	2,116	14.15
Wheat	383,670	30,529	7.96	32,728	3,881	11.86	23,244	2,820	12.13
Maize	184,493	14,532	7.88	63,391	6,839	10.79	50,112	6,071	12.11
Sorghum	41,885	4,421	10.55	58,701	8,113	13.82	28,295	3,548	12.54
Finger millet	142,166	15,954	11.22	26,858	3,753	13.97	13,372	1,952	14.59
Oats/'Aja'	4,609	921	19.98	502	246	48.95	438	221	50.52
Rice	471	193	41.03	16,388	7,456	45.50	11,243	5,746	51.11
Pulse	154,235	10,981	7.12	12,633	1,399	11.07	7,171	784	10.93
Horse/Faba beans	58,020	5,042	8.69	2,912	470	16.14	1,796	296	16.50
Field peas	31,849	4,244	13.32	1,051	275	26.21	502	125	24.88
White Haricot beans	13,768	3,539	25.71	1,386	464	33.46	807	241	29.92
Red Haricot beans	40,071	6,376	15.91	2,640	610	23.11	1,987	500	25.17
Chick peas	3,105	891	28.69	309	117	37.74	252	101	40.02
Lentiles	2,607	553	21.21	2,574	793	30.82	1,068	296	27.75
Vetch/Grass peas	152	80	52.60	289	205	70.87	67	35	52.66
Soya beans	2,767	1,038	37.51	787	337	42.77	310	166	53.56
Fenugreek	722	195	26.98	499	223	44.62	231	66	28.57
Mung bean/'Masho'	620	406	65.55	1	1	84.75	1	1	84.75
Gibto	553	252	45.56	186	184	98.96	152	150	98.96
Oil Seeds	18,164	2,970	16.35	16,327	2,622	16.06	7,016	1,086	15.48
Nueg	1,006	274	27.26	281	111	39.35	166	74	44.75
Linseed	2,578	828	32.10	537	154	28.59	375	114	30.46
Ground nuts	3,801	1,894	49.84	3,117	1,061	34.03	2,061	674	32.68
Safflower	408	198	48.40	238	127	53.59	237	127	53.79
Sesame	8,019	1,804	22.50	11,252	2,326	20.67	3,389	708	20.88
Rapeseed	2,352	869	36.96	903	346	38.28	788	333	42.25
Vegetables	11,843	2,103	17.75	7,344	1,203	16.38	5,844	1,066	18.24
Lettuce	2	2	99.84	19	14	74.84	19	14	74.83
Head Cabbage	1,048	573	54.72	181	73	40.08	160	61	37.79
Ethiopian Cabbage	1,499	472	31.46	318	85	26.86	271	70	25.72
Tomatoes	484	215	44.30	711	411	57.77	663	409	61.75
Green peppers	375	107	28.67	141	51	36.63	120	44	36.88
Red papers	8,433	1,934	22.93	5,955	1,114	18.71	4,596	968	21.07
Swiss chard	2	1	56.66	19	13	68.18	15	10	65.68
Root Crops	30,948	4,514	14.59	6,341	1,077	16.98	5,180	898	17.34
Beet root	238	97	40.95	40	25	60.89	34	20	59.62
Carrot	455	191	41.99	51	31	60.16	38	22	57.85
Onion	3,440	1,591	46.25	1,457	344	23.63	1,041	231	22.15
Potatoes	23,297	4,063	17.44	2,063	782	37.92	1,770	681	38.49
Yam	87	71	81.73	-	-	-	-	-	-
Garlic	521	142	27.21	555	96	17.25	497	81	16.38
Taro/'Godere'	738	211	28.55	1,104	422	38.24	936	375	40.09
Sweet potatoes	2,172	866	39.87	1,071	238	22.26	864	191	22.10
Other Temporary	2,592	377	14.55	1,523	390	25.60	1,085	295	27.22
Fruit Crops	1,837	425	23.12	420,392	24,709	5.88	256,281	17,277	6.74
Avocado	200	87	43.58	357,587	23,095	6.46	213,809	15,922	7.45
Bananas	1,197	284	23.72	136,907	13,584	9.92	72,146	9,991	13.85
Guava	77	35	46.19	22,111	3,043	13.76	14,960	2,116	14.15
Lemons	1	1	63.95	32,728	3,881	11.86	23,244	2,820	12.13
Mangos	324	152	46.83	63,391	6,839	10.79	50,112	6,071	12.11
Oranges	14	9	64.89	58,701	8,113	13.82	28,295	3,548	12.54
Papayas	25	13	53.00	26,858	3,753	13.97	13,372	1,952	14.59
Pineapples	-	-	-	502	246	48.95	438	221	50.52
Stimulant Crops	24,980	3,516	14.07	16,388	7,456	45.50	11,243	5,746	51.11
Chat	17,598	2,610	14.83	12,633	1,399	11.07	7,171	784	10.93
Coffee	7,069	1,693	23.94	2,912	470	16.14	1,796	296	16.50
Hops/'Gesho'	313	78	25.05	1,051	275	26.21	502	125	24.88
Enset	1,481	544	36.76	1,386	464	33.46	807	241	29.92
Sugar Cane	387	160	41.21	2,640	610	23.11	1,987	500	25.17
Other Permanent	139	62	44.75	309	117	37.74	252	101	40.02

APPENDIX II (cont'd)

Crop	UREA+DAP						INDIGENOUS SEED		
	Area (ha)			Quantity (qt)			Area (ha)		
	Estimate	S.E	C.V	Estimate	S.E	C.V	Estimate	S.E	C.V
All	4,020,924	113,390	2.82	6,627,284	211,120	3.19	13,100,717	189,001	1.44
Cereals	3,716,039	104,792	2.81	6,024,524	189,799	3.15	8,958,047	149,352	1.67
Teff	1,440,789	64,316	4.46	1,929,474	104,205	5.40	2,940,070	89,767	3.05
Barley	207,077	16,295	7.87	283,806	21,167	7.46	987,899	47,877	4.85
Wheat	854,036	46,787	5.48	1,499,397	87,656	5.85	1,541,466	65,589	4.25
Maize	966,675	47,911	4.96	1,989,773	100,490	5.05	1,131,449	38,272	3.40
Sorghum	154,206	16,857	10.93	209,549	30,827	14.71	1,829,651	74,111	4.06
Finger millet	81,398	8,926	10.97	98,280	14,101	14.35	452,948	25,719	5.68
Oats/'Aja'	3,119	703	22.53	4,141	854	20.62	27,900	3,459	12.40
Rice	8,739	2,785	31.87	10,105	3,415	33.80	46,619	15,898	34.10
Pulse	80,251	6,076	7.57	134,149	13,490	10.06	1,550,020	46,905	3.03
Horse/Faba beans	22,215	1,984	8.93	37,677	3,725	9.89	442,422	17,866	4.04
Field peas	13,669	2,041	14.93	20,062	3,191	15.90	230,493	12,840	5.57
White Haricot beans	5,034	1,326	26.34	8,634	1,907	22.09	124,574	12,516	10.05
Red Haricot beans	22,788	4,347	19.08	47,440	11,601	24.45	193,921	14,215	7.33
Chick peas	3,517	695	19.77	6,165	1,278	20.72	237,977	22,110	9.29
Lentiles	7,354	1,486	20.20	7,161	1,398	19.52	98,412	9,511	9.66
Vetch/Grass peas	995	536	53.89	1,293	634	49.02	136,884	14,408	10.53
Soya beans	1,185	629	53.11	1,595	667	41.82	34,746	8,070	23.22
Fenugreek	2,840	705	24.82	2,983	594	19.90	20,524	3,793	18.48
Mung bean/"Masho"	333	266	79.96	146	123	84.68	14,521	3,557	24.49
Gibto	321	126	39.31	994	394	39.69	15,545	3,651	23.49
Oil Seeds	69,860	22,050	31.56	88,531	14,509	16.39	851,482	66,286	7.78
Nueg	1,637	485	29.65	1,784	503	28.19	252,522	20,855	8.26
Linseed	1,773	523	29.49	2,614	724	27.68	81,863	8,127	9.93
Ground nuts	8,409	3,582	42.59	15,328	7,124	46.48	64,597	10,062	15.58
Safflower	1,230	513	41.73	3,332	1,261	37.85	5,625	1,002	17.82
Sesame	44,245	21,608	48.84	28,651	9,818	34.27	416,799	62,996	15.11
Rapeseed	12,567	2,392	19.04	36,822	7,530	20.45	30,077	3,774	12.55
Vegetables	56,281	14,224	25.27	145,833	35,964	24.66	138,121	15,477	11.21
Lettuce	7	5	66.90	15	10	65.65	105	31	29.13
Head Cabbage	734	247	33.66	1,482	473	31.93	3,800	804	21.15
Ethiopian Cabbage	581	99	17.05	1,413	240	17.01	31,281	1,748	5.59
Tomatoes	1,173	477	40.68	2,767	1,340	48.44	4,631	779	16.83
Green peppers	538	169	31.38	1,045	393	37.63	5,823	607	10.42
Red papers	53,245	14,213	26.69	139,099	35,929	25.83	92,183	15,337	16.64
Swiss chard	3	2	44.96	12	5	45.31	297	130	43.82
Root Crops	36,870	7,051	19.12	85,458	18,718	21.90	212,928	10,526	4.94
Beet root	199	79	39.87	349	165	47.39	1,850	371	20.07
Carrot	333	121	36.35	625	225	35.94	3,528	1,412	40.01
Onion	10,575	4,597	43.47	29,193	14,396	49.31	21,697	4,962	22.87
Potatoes	21,144	5,239	24.78	44,662	11,696	26.19	66,158	7,671	11.59
Yam	30	25	84.03	72	59	81.45	3,706	721	19.45
Garlic	1,466	324	22.07	3,572	915	25.62	9,242	819	8.87
Taro/'Godere'	311	117	37.49	659	202	30.62	48,398	2,664	5.50
Sweet potatoes	2,812	579	20.58	6,326	1,463	23.13	58,349	3,583	6.14
Other Temporary	7,356	1,218	16.56	18,530	3,015	16.27	91,556	8,238	9.00
Fruit Crops							87,336	9,049	10.36
Avocado							13,360	1,475	11.04
Bananas							53,210	7,758	14.58
Guava							2,694	562	20.87
Lemons							1,194	282	23.63
Mangos							11,728	1,152	9.83
Oranges							2,748	265	9.64
Papayas							2,167	231	10.67
Pineapples							234	104	44.32
Stimulant Crops							812,436	38,281	4.71
Chat							248,126	17,966	7.24
Coffee							536,532	32,491	6.06
Hops/'Gesho'							27,778	2,103	7.57
Enset							345,990	15,757	4.55
Sugar Cane							29,945	4,402	14.70
Other Permanent							14,263	1,212	8.50

APPENDIX II (cont'd)

Crop	INDIGENOUS SEED			IMPROVED SEED					
	Quantity (qt)			Area (ha)			Quantity (qt)		
	Estimate	S.E	C.V	Estimate	S.E	C.V	Estimate	S.E	C.V
All	8,959,317	210,720	2.35	1,225,084	52,186	4.26	514,250	26,469	5.15
Cereals	7,206,946	183,029	2.54	1,186,204	51,720	4.36	502,066	25,806	5.14
Teff	1,330,271	44,021	3.31	75,974	9,560	12.58	25,744	3,546	13.77
Barley	1,651,675	92,387	5.59	6,000	1,421	23.68	10,647	2,679	25.16
Wheat	2,971,449	140,909	4.74	122,364	11,068	9.05	230,685	21,957	9.52
Maize	462,855	15,512	3.36	978,760	48,684	4.97	233,811	11,399	4.88
Sorghum	465,016	18,372	3.96	1,949	547	28.08	642	177	27.51
Finger millet	202,944	13,407	6.61	961	421	43.81	394	214	54.33
Oats/'Aja'	43,787	5,791	13.23	-	-	-	-	-	-
Rice	78,940	33,720	42.72	195	149	76.12	142	108	75.79
Pulse	1,559,288	59,510	3.82	8,402	1,689	20.10	11,245	5,260	46.78
Horse/Faba beans	632,442	31,552	4.99	645	209	32.34	786	266	33.89
Field peas	252,130	16,102	6.39	161	106	65.87	139	71	50.80
White Haricot beans	103,159	12,725	12.33	1,613	1,225	75.91	505	262	51.82
Red Haricot beans	-	-	-	3,200	856	26.76	7,189	5,149	71.62
Chick peas	261,258	24,628	9.43	1,771	685	38.71	2,008	990	49.31
Lentiles	88,262	9,729	11.02	457	290	63.49	284	184	64.93
Vetch/Grass peas	171,644	20,203	11.77	-	-	-	-	-	-
Soya beans	29,699	7,113	23.95	514	190	37.09	326	139	42.81
Fenugreek	13,309	3,163	23.76	-	-	-	-	-	-
Mung bean/'Masho'	-	-	-	41	22	53.24	8	4	45.48
Gibto	7,384	1,617	21.89	-	-	-	-	-	-
Oil Seeds	193,066	11,650	6.03	4,250	998	23.49	911	498	54.67
Nueg	39,457	3,629	9.20	63	62	99.43	4	4	99.43
Linseed	42,781	5,274	12.33	459	457	99.66	492	490	99.75
Ground nuts	47,822	7,965	16.66	35	35	100.58	27	27	100.58
Safflower	2,085	1,301	62.41	-	-	-	-	-	-
Sesame	56,341	5,915	10.50	3,688	884	23.98	388	82	21.16
Rapeseed	4,581	1,653	36.08	6	6	99.88	-	-	-
Vegetables	-	-	-	1,328	425	31.97	-	-	-
Lettuce	-	-	-	9	4	48.95	-	-	-
Head Cabbage	-	-	-	739	372	50.36	-	-	-
Ethiopian Cabbage	-	-	-	24	14	59.09	-	-	-
Tomatoes	-	-	-	366	122	33.31	-	-	-
Green peppers	-	-	-	33	26	77.30	-	-	-
Red papers	-	-	-	150	97	64.73	-	-	-
Swiss chard	-	-	-	7	3	34.92	-	-	-
Root Crops	-	-	-	2,871	1,120	38.99	-	-	-
Beet root	-	-	-	99	42	42.32	-	-	-
Carrot	-	-	-	169	61	36.12	-	-	-
Onion	-	-	-	1,071	690	64.45	-	-	-
Potatoes	-	-	-	1,149	867	75.44	-	-	-
Yam	-	-	-	5	5	99.73	-	-	-
Garlic	-	-	-	16	13	82.65	-	-	-
Taro/'Godere'	-	-	-	101	68	67.70	-	-	-
Sweet potatoes	-	-	-	262	145	55.27	-	-	-
Other Temporary	-	-	-	128	41	31.97	-	-	-
Fruit Crops	-	-	-	-	-	-	-	-	-
Avocado	-	-	-	-	-	-	-	-	-
Bananas	-	-	-	-	-	-	-	-	-
Guava	-	-	-	-	-	-	-	-	-
Lemons	-	-	-	-	-	-	-	-	-
Mangos	-	-	-	-	-	-	-	-	-
Oranges	-	-	-	-	-	-	-	-	-
Papayas	-	-	-	-	-	-	-	-	-
Pineapples	-	-	-	-	-	-	-	-	-
Stimulant Crops	-	-	-	19,151	3,608	18.84	-	-	-
Chat	-	-	-	-	-	-	-	-	-
Coffee	-	-	-	18,251	3,551	19.45	-	-	-
Hops/'Gesho'	-	-	-	-	-	-	-	-	-
Enset	-	-	-	-	-	-	-	-	-
Sugar Cane	-	-	-	-	-	-	-	-	-
Other Permanent	-	-	-	-	-	-	-	-	-

APPENDIX II (cont'd)

Crop	PESTICIDE			IRRIGATION			EXTENSION PACKAGE		
	Area (ha)			Area (ha)			Area (ha)		
	Estimate	S.E	C.V	Estimate	S.E	C.V	Estimate	S.E	C.V
All	3,197,922	111,868	3.50	178,904	19,776	11.05	4,508,403	126,534	2.81
Cereals	2,988,840	106,933	3.58	77,138	9,669	12.53	3,988,971	114,206	2.86
Teff	1,377,963	67,624	4.91	8,916	2,099	23.54	1,224,256	57,812	4.72
Barley	267,607	24,962	9.33	3,190	689	21.60	250,527	22,258	8.88
Wheat	871,449	55,510	6.37	6,403	1,891	29.53	808,820	52,372	6.48
Maize	110,623	15,035	13.59	40,829	7,040	17.24	1,200,245	52,890	4.41
Sorghum	209,495	21,452	10.24	13,451	3,536	26.29	270,878	25,175	9.29
Finger millet	134,799	14,219	10.55	978	383	39.12	213,671	20,192	9.45
Oats/'Aja'	13,831	2,590	18.73	468	222	47.49	8,837	1,796	20.33
Rice	3,072	1,612	52.47	2,903	2,592	89.29	11,737	6,143	52.34
Pulse	113,199	15,346	13.56	4,207	1,074	25.53	227,923	17,889	7.85
Horse/Faba beans	21,149	3,239	15.31	419	184	43.91	73,027	6,137	8.40
Field peas	12,819	3,337	26.03	344	180	52.36	27,648	4,055	14.67
White Haricot beans	4,126	1,899	46.03	297	154	51.84	23,867	5,706	23.91
Red Haricot beans	9,735	2,851	29.29	1,282	682	53.20	51,781	7,337	14.17
Chick peas	33,044	8,388	25.38	1,448	659	45.56	20,567	5,213	25.35
Lentiles	18,936	6,289	33.21	25	17	69.73	13,862	5,865	42.31
Vetch/Grass peas	5,739	2,620	45.65	187	136	72.69	3,303	915	27.70
Soya beans	880	606	68.89	-	-	-	7,946	3,823	48.12
Fenugreek	210	158	75.28	206	96	46.76	2,338	669	28.62
Mung bean/"Masho"	6,414	2,298	35.84	-	-	-	2,196	1,012	46.10
Gibto	147	74	50.09	-	-	-	1,388	454	32.72
Oil Seeds	34,051	10,699	31.42	5,215	1,918	36.78	127,326	20,342	15.98
Nueg	246	90	36.67	107	107	100.10	6,640	1,752	26.38
Linseed	6,950	2,260	32.52	95	42	44.36	9,728	3,192	32.81
Ground nuts	598	299	50.05	232	166	71.62	12,788	4,894	38.27
Safflower	154	78	50.60	-	-	-	1,475	591	40.05
Sesame	25,832	10,454	40.47	4,557	1,904	41.79	80,781	19,036	23.56
Rapeseed	270	136	50.17	224	140	62.51	15,915	2,790	17.53
Vegetables	5,514	1,130	20.49	4,186	879	20.99	42,357	9,017	21.29
Lettuce	2	2	85.71	15	6	41.05	21	16	78.40
Head Cabbage	1,425	627	44.02	369	140	37.86	2,104	722	34.30
Ethiopian Cabbage	561	173	30.78	263	78	29.60	1,438	299	20.80
Tomatoes	1,673	602	35.97	1,739	569	32.74	1,427	444	31.08
Green peppers	224	138	61.67	912	332	36.40	683	195	28.58
Red papers	1,627	574	35.27	867	259	29.82	36,665	8,954	24.42
Swiss chard	3	2	84.48	21	10	46.95	19	7	37.81
Root Crops	36,915	7,352	19.92	18,415	4,861	26.40	45,446	7,150	15.73
Beet root	84	59	70.64	31	11	34.09	350	104	29.69
Carrot	188	86	45.66	245	144	58.70	1,570	715	45.56
Onion	12,086	4,387	36.30	10,636	4,635	43.57	10,808	4,616	42.71
Potatoes	23,756	5,865	24.69	2,733	775	28.35	24,179	5,231	21.64
Yam	-	-	-	-	-	-	-	-	78.63
Garlic	599	183	30.60	947	289	30.54	1,623	364	22.40
Taro/'Godere'	7	4	61.91	92	53	58.03	3,299	849	25.73
Sweet potatoes	196	107	54.89	3,731	1,112	29.81	3,617	685	18.95
Other Temporary	3,580	1,606	44.85	5,289	2,817	53.26	8,864	1,331	15.02
Fruit Crops	204	62	30.45	16,144	6,276	38.87	4,211	1,053	25.02
Avocado	19	13	66.35	299	81	27.07	299	98	32.77
Bananas	80	36	45.46	12,960	5,971	46.07	1,613	452	28.04
Guava	5	3	59.52	453	146	32.29	302	130	43.16
Lemons	1	1	81.30	288	77	26.80	134	60	45.09
Mangos	26	10	40.18	1,241	357	28.75	1,344	680	50.63
Oranges	37	28	76.03	525	116	22.04	399	260	65.06
Papayas	36	19	52.21	379	70	18.47	120	34	28.25
Pineapples	-	-	-	-	-	-	1	1	100.21
Stimulant Crops	14,849	2,885	19.43	39,817	4,969	12.48	57,852	6,099	10.54
Chat	10,297	2,468	23.97	26,983	4,098	15.19	34,065	4,368	12.82
Coffee	3,985	1,443	36.22	9,356	1,846	19.73	18,862	3,646	19.33
Hops/'Gesho'	567	174	30.78	3,478	481	13.83	4,926	985	20.01
Enset	436	98	22.54	2,140	707	33.05	-	-	-
Sugar Cane	139	118	85.03	4,927	1,158	23.50	1,603	623	38.88
Other permanent	196	178	90.59	1,427	349	24.43	1,194	309	25.88

APPENDIX III

NUMBER OF EAs SAMPLED AND COVERED
NUMBER OF HOUSEHOLDS SAMPLED AND COVERED
NUMBER OF PARCELS AND FIELDS MEASURED

Appendix III(a). Number of Planned and Actually Covered Sampling Units (EAs & Households) of the 2014/15 (2007 E.C) Annual Agricultural Sample Survey (Meher Season).

Region	Stratum	Enumeration Areas		Households	
	Zone/Sp.wereda	Planned	Covered	Planned	Covered
Tigray	North Western Tigray	31	31	620	615
	Central Tigray	39	39	780	780
	Eastern Tigray	29	29	580	578
	Southern Tigray	38	38	760	760
	Western Tigray	35	35	700	700
	Region Total	172	172	3,440	3,433
Afar	Zone One	28	28	560	551
	Zone Three	20	17	400	316
	Region Total	48	45	960	867
Amhara	North Gonder	49	49	980	980
	South Gonder	45	45	900	899
	North Wello	46	46	920	920
	South Wello	49	49	980	980
	North Shewa	46	46	920	919
	East Gojam	47	47	940	938
	West Gojam	46	46	920	920
	Wag Hemira	29	29	580	580
	Awi	32	32	640	637
	Oromia	28	28	560	560
	Argoba special wereda	20	20	400	400
	Region Total	437	437	8,740	8,333
Oromia	West Wellega	43	43	860	859
	East Wellega	40	40	800	799
	Illubabor	48	48	960	960
	Jimma	47	47	940	940
	West Shewa	44	43	880	858
	North Shewa	39	39	780	772

Appendix III(a)...(Cont'd)

Region	Stratum	Enumeration Areas		Households	
	Zone/Sp.wereda	Planned	Covered	Planned	Covered
Oromia	East Shewa	40	40	800	799
	Arsi	53	53	1060	1,055
	West Harerghe	41	41	820	820
	East Harerghe	48	48	960	960
	Bale	40	40	800	799
	Borena	44	44	880	878
	South West Shewa	37	37	740	732
	Guji	37	37	760	736
	Kelem Wellega	38	38	760	759
	Horoguduru Wellega	36	36	720	720
	West Arsi	36	36	720	720
	Region Total	39	39	780	780
Somali	Shinile	710	709	14,220	14,147
	Jijiga	20	20	400	391
	Liben	28	28	560	557
	Region Total	23	23	460	446
Benishangul-Gumuz	Metekel	71	71	1,420	1,394
	Asosa	31	30	620	600
	Kemashi	26	26	520	520
	Mao Komo special wereda	20	20	400	400
	Region Total	20	20	400	400
SNNP	Guraghe	97	96	1,940	1,920
	Hadiya	41	39	820	779
	Kembata_Tambaro	33	33	660	660
	Sidama	33	33	660	660
	Gedeo	30	30	600	594
	Wolayita	33	33	660	658

APPENDIX III (a)...(Cont'd)

Region	Stratum	Enumeration Areas		Households	
	Zone/Sp.wereda	Planned	Covered	Planned	Covered
SNNP	South Omo	36	35	720	694
	Shaka	24	24	480	479
	Keffa	37	37	740	738
	Gamo_Gofa	42	42	840	838
	Bench_Maji	36	36	720	717
	Yem Specia Wereda	20	20	400	398
	Segen Peoples	32	32	640	640
	Dawro	20	20	400	399
	Basketo Special Wereda.	19	19	380	380
	Konta Special Wereda.	30	30	600	599
	Siltie	20	20	400	400
	Alaba Special Wereda.	40	40	800	799
	Region Total	565	562	11,300	11,209
Gambela	Agnuak	20	20	400	400
	Nuer	18	17	360	340
	Mejenger	20	0	400	0
	Etang	10	10	200	200
	Region Total	68	68	1,360	1,360
Harari	Harari	24	24	480	480
Dire Dawa	Dire Dawa	24	24	480	479
Country Total		2,216	2,187	44,340	43,202

Appendix III (b) Number of Parcels and Fields measured by Region and Zone

Region	Zone	Parcels	Fields
Tigray	North West Tigray	2,122	5,320
	Central Tigray	2,896	9,127
	Eastern Tigray	1,611	6,294
	Southern Tigray	2,949	5,445
	Western Tigray	2,018	4,493
Regional Total		11,596	30,679
Afar	zone one	803	1,319
	Zone Three	456	610
Regional Total		1,259	1,929
Amahara	North Gondor	4,343	8,955
	South Gondor	4,923	10,525
	North Wello	4,362	10,730
	South Wello	6,033	13,225
	North Shoa	5,039	13,231
	East Gojam	4,510	10,741
	West Gojam	4,622	12,107
	Waghmra	2,591	5,705
	Awi	2,753	7,384
	Oromia	1,480	4,274
	Argoba Special	1,379	3,158
Regional Total		42,035	100,035
Oromia	West Wellega	4,935	14,291
	East Wellega	3,748	11,030
	Ilubababora	3,631	12,984
	Jimma	3,343	18,120
	West Shoa	4,330	12,489
	Noth Shoa	4,555	8,650
	East Shoa	3,432	6,743
	Arsi	4,069	10,158
	West harerge	2,191	11,551
	East Harerge	3,328	14,259
	Bale	3,084	7,492
	Borena	1,274	4,965
	South West Shoa	2,634	10,072
	Gugi	1,551	6,707
	West Arsi	2,055	7,139
	Kelem Welega	4,136	12,219
	horogudru welega	1,179	3,694
Regional Total		53,475	172,563

Appendix III (b) (cont'd) Parcels and Fields measured by Region and Zone

Region	Zone	Parcels	Fields
Somali	Shinle	603	1,829
	Jijiga	1,147	2,854
	Liben	664	1,326
Regional Total		2,414	6,009
Benshangul Gumuz	Metekel	2,003	5,276
	Assosa	1,779	5,102
	Kamashi	1,290	3,294
	Mao-Komo	1,611	5,404
Regional Total		6,683	19,076
SNNP	Guragie	1,421	10,930
	Hadiya	1,129	9,855
	Kenbata Tenbaro	1,159	12,024
	Sidama	992	7,673
	Gedeo	1,573	5,989
	Wolayita	1,270	17,508
	South Omo	1,682	7,994
	Sheka	1,352	7,510
	Kaffa	1,815	14,207
	Gamo-Goffa	2,323	13,813
	Bench-Magi	1,993	14,432
	Yem Special	1,560	9,263
	Dawro	849	8,110
	Basketo	879	9,544
	Konta	550	6,709
	Silte	1,364	8,414
	Alaba Special	871	5,735
	Segen	2,254	8,964
Regional Total		25,036	178,674
Gambella	Agnwak	1,078	3,109
	Nuwer	1,249	1,977
	Mezengr	1,503	5,534
	Itang Special	797	1,143
Regional Total		4,627	11,763
Harari Region	Hundene	1,856	6,031
Dire Dawa Ad.	Dire Dawa	1,517	4,985
Country Total		138,902	501,065

APPENDIX IV

SURVEY QUESTIONNAIRE

CENTRAL STATISTICAL AUTHORITY
ETHIOPIAN AGRICULTURAL SAMPLE SURVEY 2010/2011 (2007 EC)

PART I – IDENTIFICATION PARTICULARS

1	2	3	4	5	6	7	8	9	10	11	12	13	14
Region	Zone	Wereda	PA / REST.AR	EA LOCAL	HH ID	HH HEAD SEX 1=M 2=F	HOLDER ID	HOLDER'S		SEX	HIGHEST GRADE COMPLETED	HOLDER'S HH SIZE	FARMING TYPE
								NAME	AGE	M=1 F=2			CROP=1 LIVEST=2 BOTH=3

PART II – CROP FIELD / OTHER LAND USE

15	16	17					
SER. NO.	QUESTIONS FOR THE HOLDER	PARCEL NO.	FIELD NO.				
		IS THE FIELD PURE STAND =1 MIXED CROP =2 OTHER LAND USE=3					
		CROP/OTHER NAME	CROP NAME	CROP NAME			
		CODE	CODE	CODE			
0 1	Ownership Own = 1 Rented in =2 Other =3						
0 2	Is field under Extension Program? Yes =1 No = 2						
0 3	Is Field Irrigated? Yes =1 No =2						
0 4	If Field Irrigated source of water River =1 Lake =2 Pond =3 Harvested water =4 other =5						
0 5	Is Field Prevented form Erosion Yes = 1 No =2						
0 6	If yes in #5, common way of prevention Terracing = 1 Other =5 Water catchments =2 Afforestation = 3 Plough along the cont. = 4						
0 7	Percent share of mixed crops						
0 8	Number of Fruit Trees (excluding chat, pineapple, sugarcane)						
0 9	Number of Fruit Bearing Trees (excluding , chat, pineapple, sugarcane)						
1 0	Percentage share of Fruit Bearing Trees (excluding , chat, pineapple, sugarcane)						
1 1	Seed / Seedling Type Improved Seed = 1 indigenous seed = 2						
1 2	For Cereals, Pulses & Oilseeds only Quantity of improved seeds used	Kilo	Gram	Kilo	Gram	Kilo	Gram
1 3	For Cereals, Pulses & Oilseeds only Price of improved seeds used	Birr	Cents	Birr	Cents	Birr	Cents
1 4	For Cereals, Pulses & Oilseeds only Quantity of indigenous seeds used	Kilo	Gram	Kilo	Gram	Kilo	Gram
1 5	Was crop damaged ? Yes = 1 No =2						
1 6	If yes in question number 14, Cause of damage Code						
1 7	Percent of damaged crop						
1 8	Prevention/precaution measure taken? Yes =1 No =2						
1 9	Type of measure if any? Chemical = 1 Non – chemical = 2 Both = 3 Chemical type used if any Pesticide =1 herbicide =2 Fungicide =3 1&2 = 4 1 & 3 = 5 2 & 3 = 6 All = 7						
2 0	Is Fertilizer Used? Yes =1 No = 2						
2 1	Type of fertilizer used if any? Natural = 1 Chemical = 2 Both = 3						
2 2	If chemical fertilizer used 23.1 Type UREA = 1 DAP = 2 Both = 3						
2 3	23.2 Quantity of chemical fertilizer used	Kilo		Gram			
2 4	If natural fertilizer used, type Manure = 1 Compost = 2 Organic = 3 1 & 2 = 4 1&3 = 5 2 & 3 = 6 All = 7 others = 8						
2 5	How often is temporary crop field used in Meher (main) season?						
2 6	If twice in #24 which crop is the 2 nd harvest?	Crop name	code	Crop name	code	Crop name	code
2 7	What was the previous state of the field ? Fallow =1 crop field =2 Virgin =3 Rented in cropland =4 other =5						

PART 3A: RESULTS OF AREA MEASUREMENTS using GPS

18	19	20	21	22	23	24	25
GPS Accuracy during field measurement	Is the field measured? yes =1 No =2 →						Comments
	Area of measured field		Is the field Flat =1 Partially Sloppy = 2 Sloppy = 3	Code	If the field covered? None , 1 With plant / permanent crop = 2 With house = 3 Partially covered , 4 Others , 5	Code	
	Area in square meters (Clockwise)	Area in square meters (Anti-Clockwise)					
<i>Field measurement</i>			<i>Date</i>		<i>Month</i>		

PART 3B – RESULTS OF AREA MEASUREMENTS USING COMPASS-ROPE

18	19	20	21	22	23	24	25	26
Is the field measured? Yes =1 No = 2 Code →								
Side	1 - 2	2 - 3	3 -	4 -	5 -	6 -	7 -	8 -
Bearing (0)								
Length								
Side	9 -	10 -	11 -	12 -	13 -	14 -	15 -	16 -
Bearing(0)								
Length								
Side	17 -	18 -	19 -	20 -	21 -	22 -	23 -	24 -
Bearing (0)								
Length								
Side	25 -	26 -	27 -	28 -	29 -	30 -	31 -	32 -
Bearing (0)								
Length								
Field Measurement	date	month	Closure error			Area in square meters		
For fields selected	Selected corner number		Shortest side length		Random number			
For crop cutting	Shortest side Bearing		Longest side length		Random number			

	Name	Signature	Date
Data collector			
Field Supervisor			

ETHIOPIAN AGRICULTURAL SAMPLE SURVEY 2014/15 (2007 E.C)

PART I – IDENTIFICATION PARTICULARS

1	2	3	4	5	6	7	8	9	10	11	12	13	14	
Region	Zone	Wereda	PA / REST.AR	EA LOCAL	HH ID	HH HEAD SEX 1=M 2=F	HOLDER ID	HOLDER'S NAME		AGE	SEX M=1 F=2	HIGHEST GRADE COMPLETED	HOLDER'S HH SIZE	FARMING TYPE CROP=1 LIVEST=2 BOTH=3

PART II – MISCELLANEOUS QUESTIONS FOR THE HOLDER

15	16	17
SER.NO.	QUESTIONS	CODE
1	Do you exercise crop rotation on your land holding? Yes = 1 No = 2	
2	Reason for not using chemical fertilizers on any one of your crop fields Ignorance = 1 High price = 2 Lack of Money = 3 Non – availability of supply = 4 lack of credit service = 5 Skeptical of the outcome = 6 Others (specify) = 7	
3	Reason for not participating in Extension Program Ignorance = 1 Lack of Money = 2 Skeptical of the outcome = 3 Non – availability of the program = 4 Lack of adequate crop fields = 5 Others (specify) = 6	
4	Do you get credit services? Yes = 1 No = 2	
5	If no in # 4 Why? Non availability of the service = 1 Unable to pay the loan = 2 Inadequate services provided = 3 Ignorance = 4 Does not yield any results = 5 Others = 6	
6	Do you get advisory services? Yes = 1 No = 2	
7	If no in # 6 Why? Non availability of the service = 1 Inadequate services provided = 2 Inadequate services provided = 2 Ignorance = 3 Does not yield any results = 4 Others = 5	
8	Your major supplier of fertilizer is Government organizations = 1 Private organizations = 2 Merchants = 3 Others (Specify) = 4 Never used fertilizer = 5	
9	Total Chemical fertilizers (Urea+Dap) purchased for main season in 2007 E.c (it includes gifts, loans, supports)	Killo gram
9.1	Total Dap fertilizers purchased for main season in 2007 E.c (it includes gifts, loans, supports)	
9.2	Total Urea fertilizers purchased for main season in 2007 E.c (it includes gifts, loans, supports)	
10	How many oxen do you have in this Meher season?	
11	If you have one or no ox how do you plough? By renting ox = 1 By pairing mine with someone's ox = 2 By pairing mine with cow/ horse = 3 Using horses or cows = 4 Hand digging = 5 Using borrowed oxen = 6 others = 7	
12	Total number of fields recorded for the holder	
13	Total number of crop fields recorded for the holder	
14	Has the holder ploughed additional fields over that of the previous year? Yes = 1 No = 2	
15	If yes in question # 13, what was the previous state of the additional fields? Holder's virgin land = 1 Public/ Community virgin land = 2 Borrowed fallow land = 3 Other = 4	