

FY17 Equatorial Guinea Country Opinion Survey Report

THE WORLD BANK GROUP

Public Opinion Research Group



December 2017



Acknowledgements

The Equatorial Guinea Country Opinion Survey is part of the Country Opinion Survey Program series of the World Bank Group. This report was prepared by the Public Opinion Research Group (PORG), led by Sharon Felzer (Senior Communications Officer, Head of PORG). Svetlana Markova, Jessica Cameron, and Jing Guo, oversaw design, reporting, and analysis. Calita Woods, Dania Mendoza, and Noreen Wambui provided data support. PORG acknowledges the significant contribution from the country team and the local fielding agency BEBOTRA. In particular, PORG is grateful for the support from Odilia Renata Hebga (Communications Officer) who coordinated the survey related activities from Yaounde, Cameroon, and Marcos Binohari Elako (Team Assistant) in Malabo, Equatorial Guinea.



Country Opinion Surveys
THE WORLD BANK GROUP



Table of Contents

I. Objectives	3
II. Methodology.....	3
III. Demographics of the Sample.....	4
IV. General Issues Facing Equatorial Guinea	7
V. Overall Attitudes toward the World Bank Group.....	11
VI. Sectoral Effectiveness.....	17
VII. How the World Bank Group Operates	19
VIII. World Bank Group's Knowledge and Instruments	23
IX. The Future Role of the World Bank Group in Equatorial Guinea.....	26
X. Communication and Outreach	30
XI. Appendices.....	33

EQUATORIAL GUINEA





I. Objectives

This survey was designed to assist the World Bank Group (WBG) in gaining a better understanding of how stakeholders in Equatorial Guinea perceive the WBG. The survey explored:

- *General Issues Facing Equatorial Guinea*
- *Overall Attitudes toward the World Bank Group*
- *World Bank Group's Effectiveness and Results*
- *The World Bank Group's Knowledge Work and Activities*
- *Working with the World Bank Group*
- *The Future Role of the World Bank Group in Equatorial Guinea*
- *Communication and Information Sharing*
- *Background Information*

II. Methodology

From May to July 2017, 250 stakeholders of the WBG in Equatorial Guinea were invited to provide their opinions on the WBG's work in the country by participating in a Country Opinion Survey. Participants were drawn from the office of the President/Prime Minister, the office of a Minister, office of a Parliamentarian, employees of ministries/ministerial departments/implementation agencies, Project Management Units (PMUs) overseeing implementation of WBG projects or consultants/contractors working on WBG-supported projects/programs, local government office or staff, bilateral/multilateral agencies, private sector organizations, private foundations, the financial sector/private banks, NGOs/community-based organizations (CBOs), the media, independent government institutions, trade unions, faith-based groups, youth groups, academia/research institutes/think tanks, and the judiciary branch.

A total of 163 stakeholders participated in the survey (65% response rate). Respondents completed the questionnaire with a representative of the fielding agency.

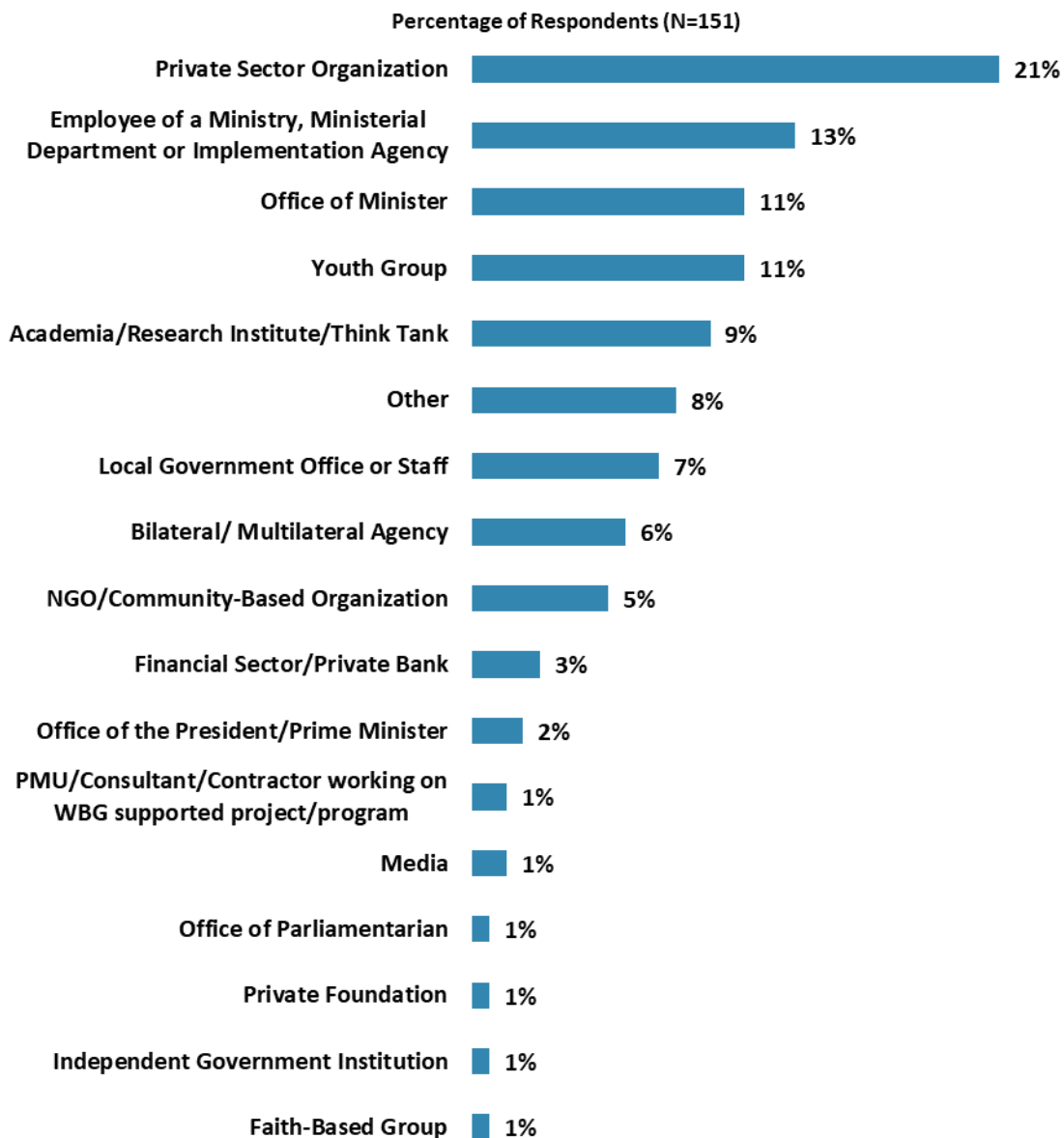
Every country that engages in the Country Opinion Survey must include specific indicator questions that will be aggregated for the WBG's annual Corporate Scorecard. These questions are identified throughout the survey report.



III. Demographics of the Sample

Current Position

- For all further analyses, the few respondents from the office of the President/Prime Minister were combined with those from the office of a Minister; respondents from the office of a Parliamentarian, PMUs/Consultants on WBG-supported projects, independent government institutions, and employees of ministries were grouped into a “Government Institutions” category; the small number of respondents from the financial sector/private banks were combined with those from the private sector; respondents from private foundations, NGOs/CBOs, and faith-based groups were grouped into a “Civil Society” category; and the few respondents from the media were combined with those from other organizations.

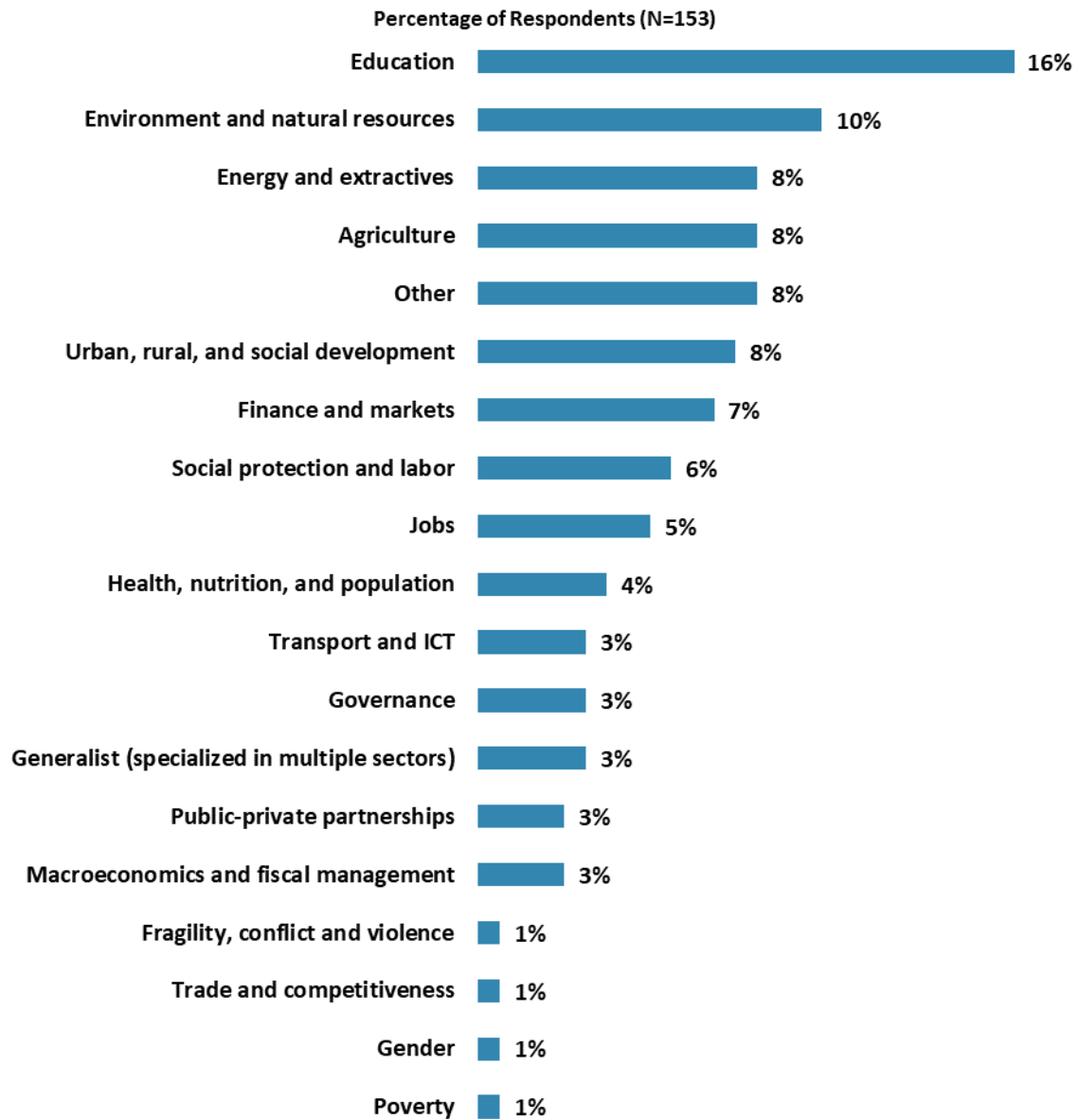


“Which of the following best describes your current position? (Select only ONE response)”
(Respondents chose from a list.)



III. Demographics of the Sample (continued)

Area of Primary Specialization

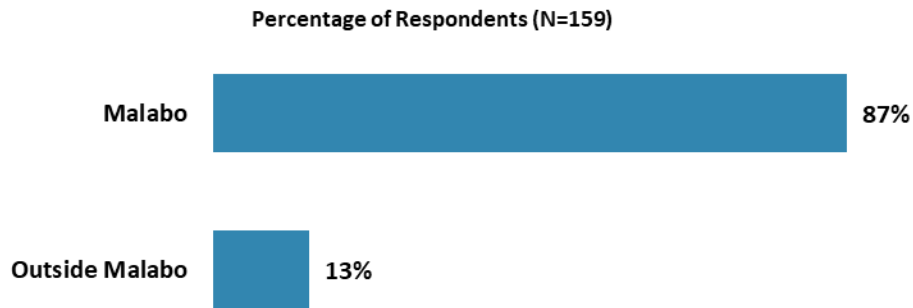


"Please identify the primary specialization of your work. (Select only ONE response)"
(Respondents chose from a list.)



III. Demographics of the Sample (continued)

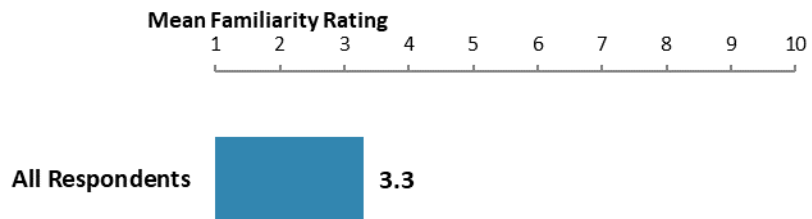
Geographic Locations



"Which best represents your geographic location?" (Respondents chose from a list.)

Familiarity with the World Bank Group

- **Impact of Familiarity:** Respondents' ratings of familiarity with the WBG were strongly, significantly correlated with their ratings of the WBG's overall effectiveness in Equatorial Guinea, and moderately, significantly correlated with their ratings of the extent to which the WBG's work helps to achieve development results, and the extent to which the WBG plays a relevant role in development in Equatorial Guinea.



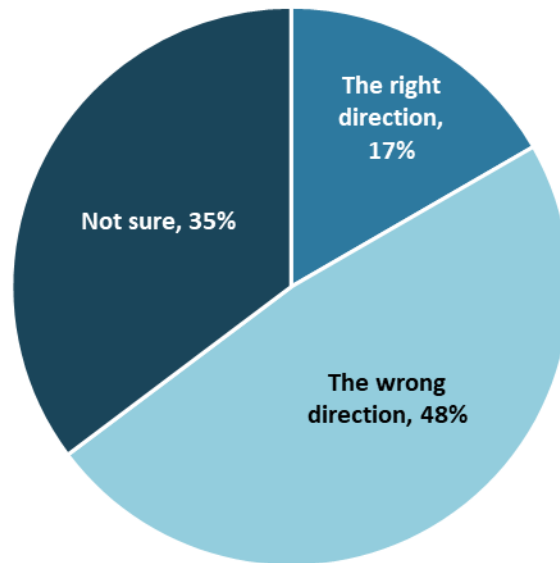
"How familiar are you with the work of the World Bank Group in Equatorial Guinea?"
(1 - "Not familiar at all", 10 - "Extremely familiar")



IV. General Issues Facing Equatorial Guinea

Headed in the Right Direction

Percentage of Respondents (N=156)

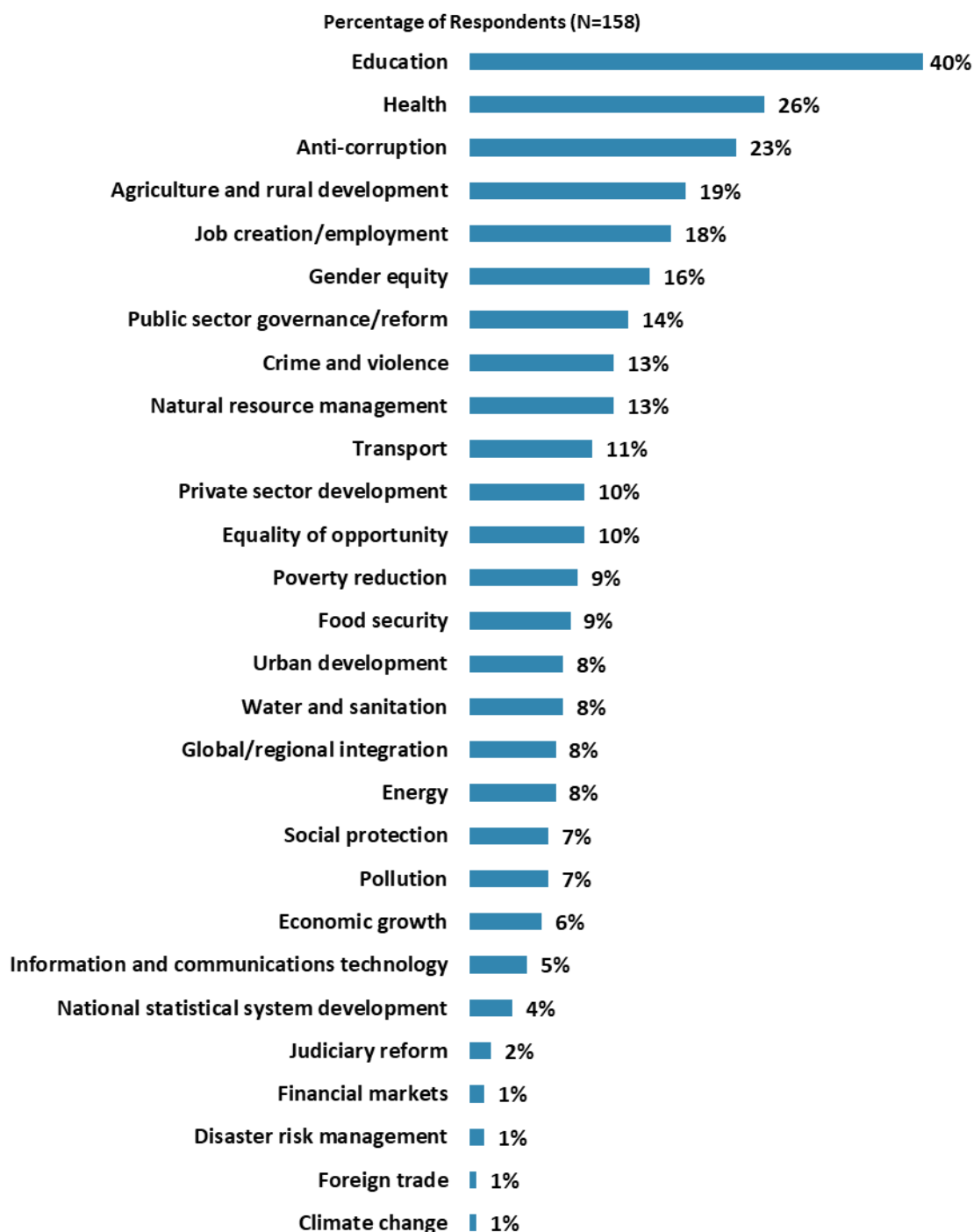


"In general, would you say that Equatorial Guinea is headed in ...?"
(Respondents chose from a list.)



IV. General Issues Facing Equatorial Guinea (continued)

Development Priority

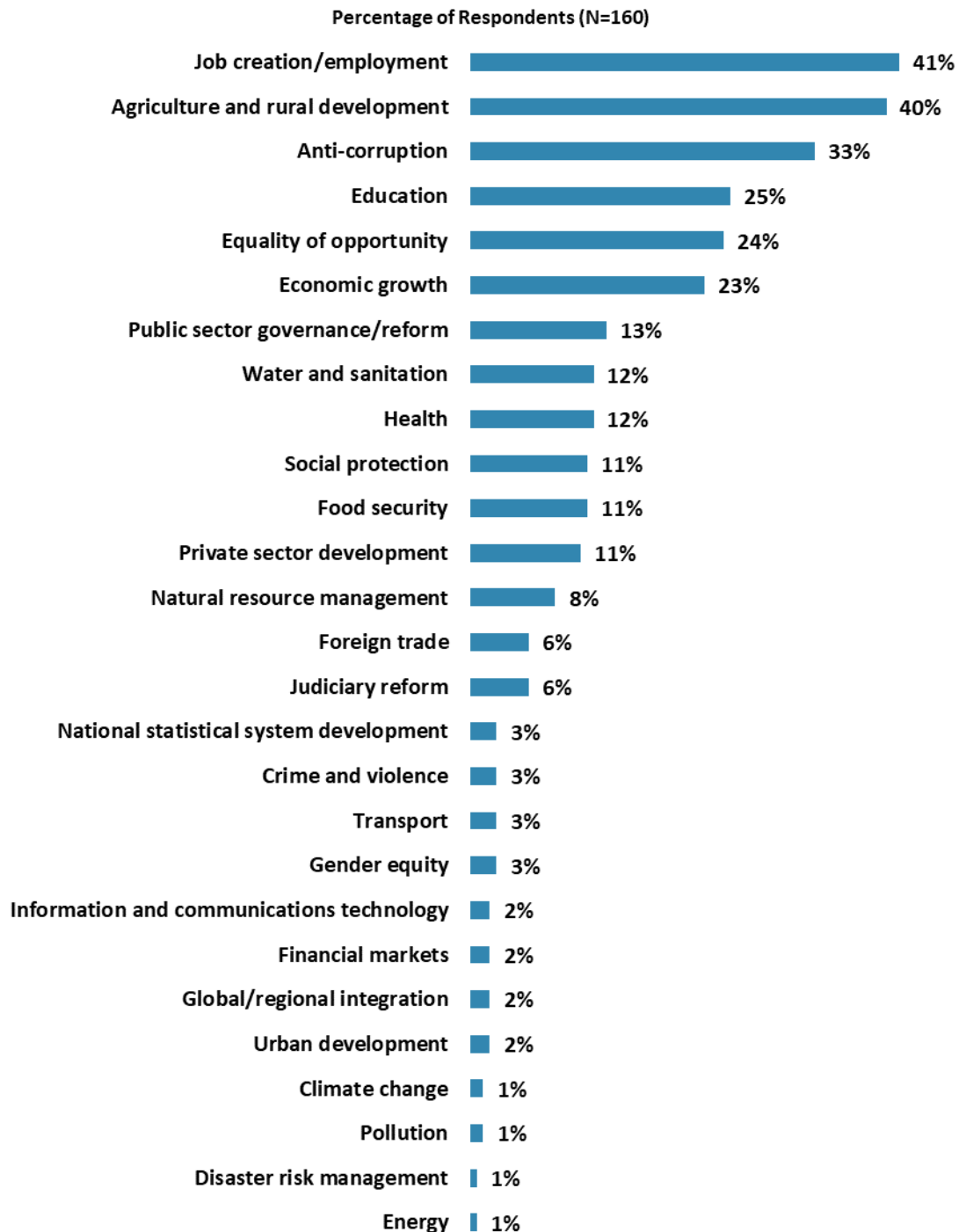


"Listed below are a number of development priorities in Equatorial Guinea. Please identify which of the following you consider the most important development priorities in Equatorial Guinea. (Choose no more than THREE)" (Respondents chose from a list. Responses combined.)



IV. General Issues Facing Equatorial Guinea (continued)

Factors Contributing to Poverty Reduction

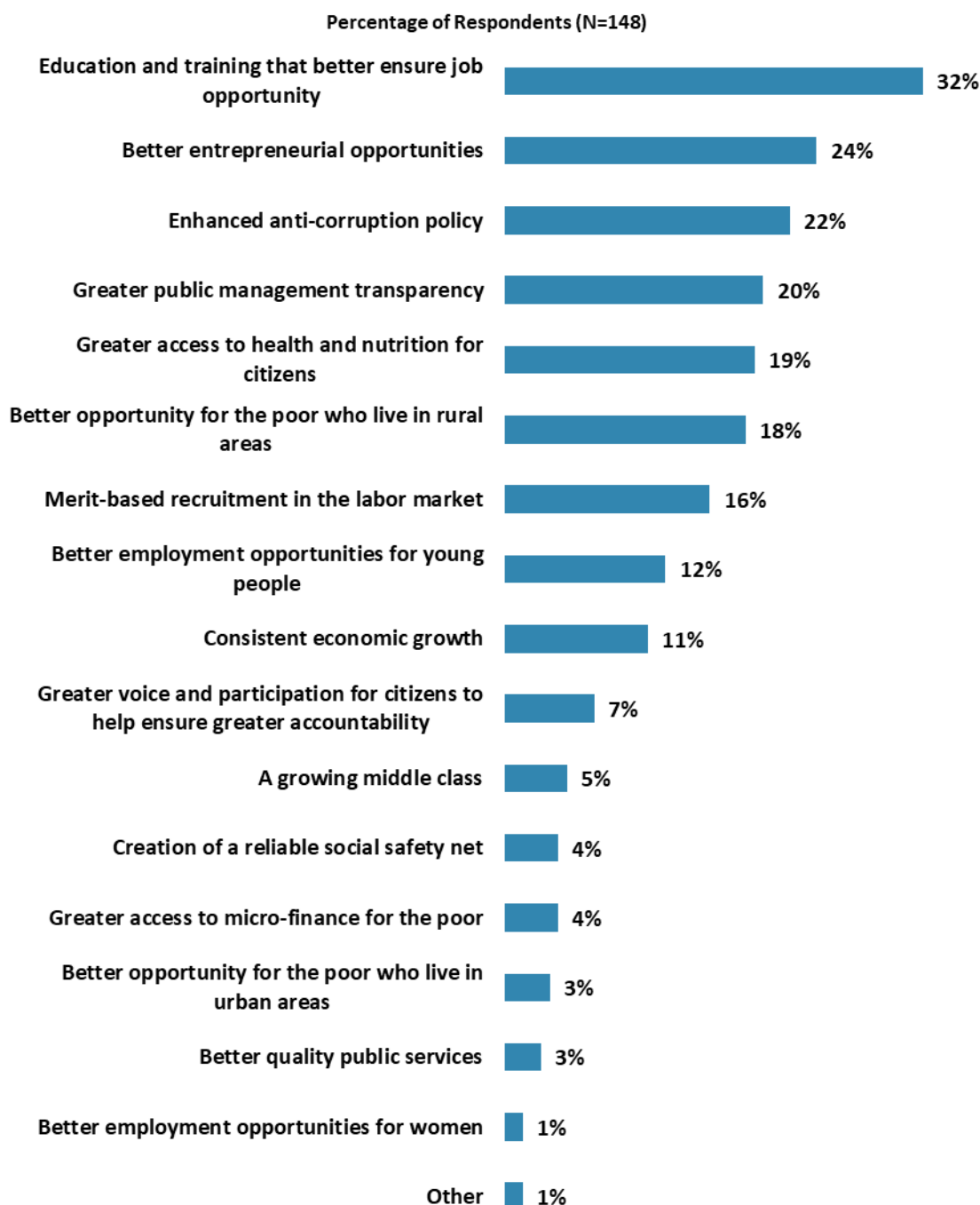


"Poverty reduction is a broad term that encompasses work in many different areas. Which THREE areas of development listed below do you believe would contribute most to reducing poverty in Equatorial Guinea?" (Respondents chose from a list. Responses combined.)



IV. General Issues Facing Equatorial Guinea (continued)

Factors Contributing to “Shared Prosperity”

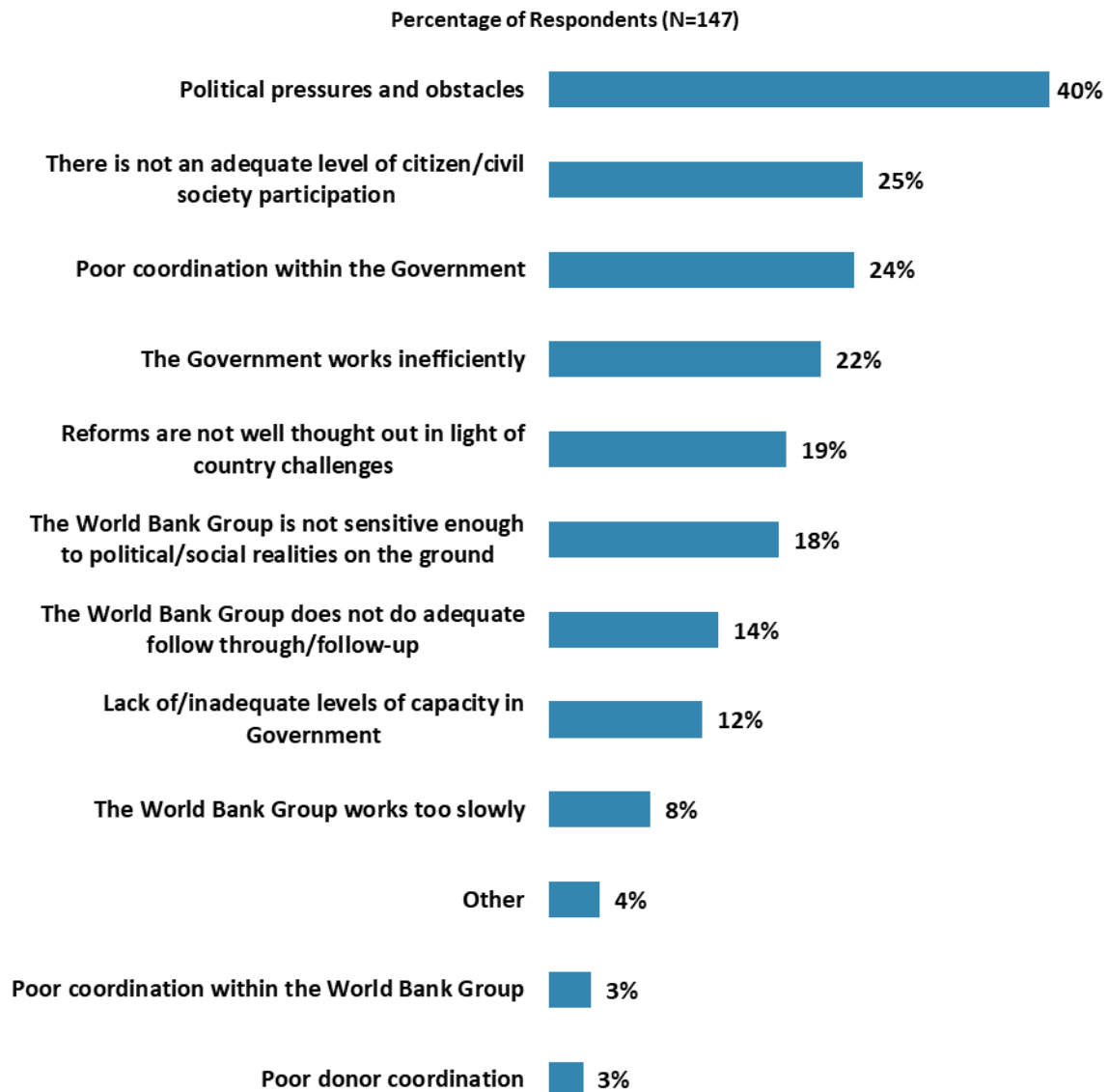


"When thinking about the idea of “shared prosperity” in your country, which of the following TWO best illustrate how this would be achieved in Equatorial Guinea? (Choose no more than TWO)"
(Respondents chose from a list. Responses combined.)



V. Overall Attitudes toward the World Bank Group

Attributing Failed/Slow Reform Efforts



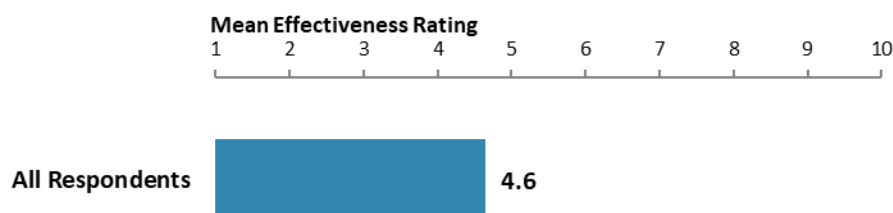
"When World Bank Group assisted reform efforts fail or are slow to take place, which of the following would you attribute this to? (Choose no more than TWO)"
(Respondents chose from a list. Responses combined.)



V. Overall Attitudes toward the World Bank Group (continued)

As noted in the "Methodology" section, the indicator questions referred to throughout the survey report are questions that are asked in every country that engages in the Country Opinion Survey. These will be aggregated for the World Bank Group's annual Corporate Scorecard.


The World Bank Group's Overall Effectiveness (Indicator Question)



"Overall, please rate your impression of the World Bank Group's effectiveness in Equatorial Guinea." (1 - "Not effective at all", 10 - "Very effective")


Achieving Development Results (Indicator Question)

- **Locations:** Respondents from Malabo gave significantly higher ratings for the extent to which the WBG achieves development results (mean rating = 6.3) compared to respondents from Outside Malabo (mean rating = 4.0).



"To what extent does the World Bank Group's work help to achieve development results in Equatorial Guinea?" (1 - "To no degree at all", 10 - "To a very significant degree")

WBG Staff Preparedness

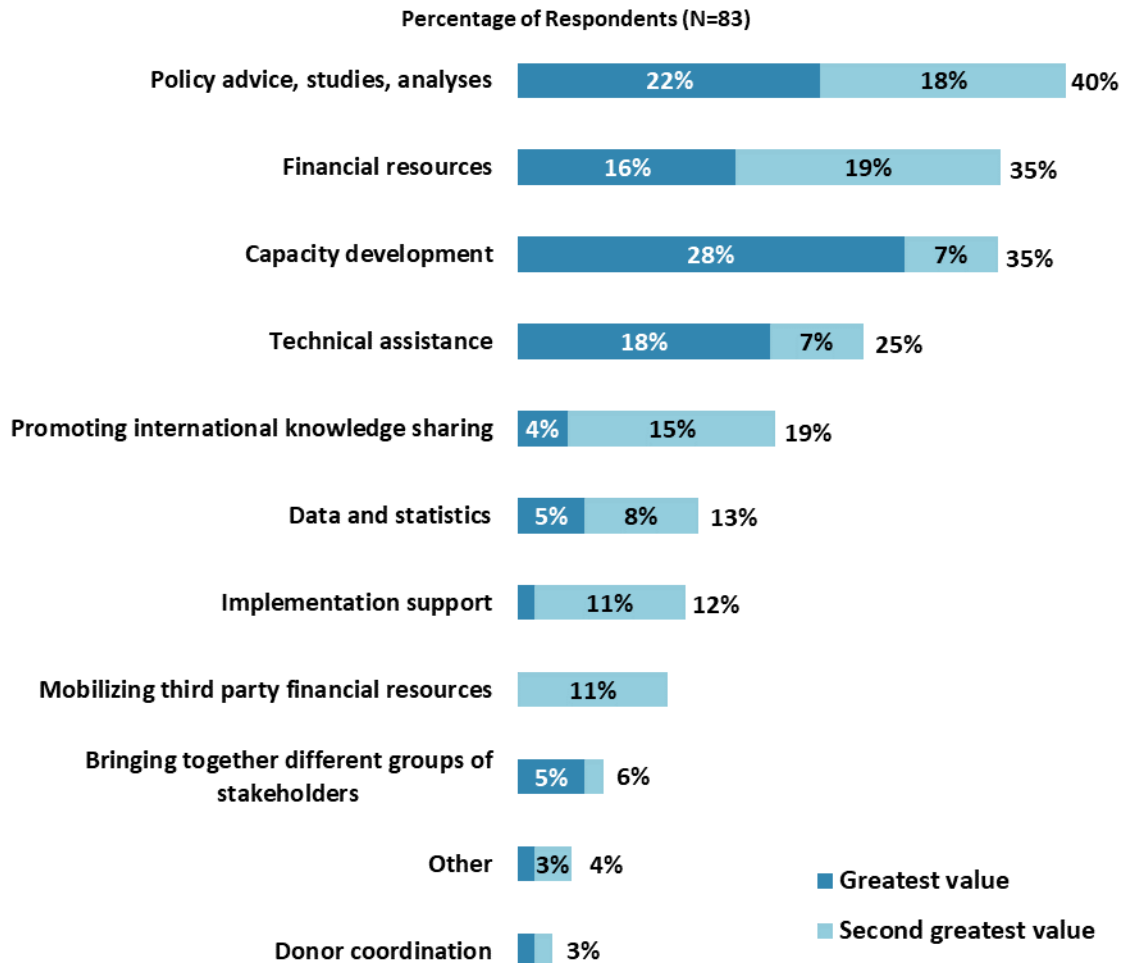


"To what extent do you believe the World Bank Group's staff is well prepared to help Equatorial Guinea solve its most complicated development challenges?" (1-"To no degree at all", 10-"To a very significant degree")



V. Overall Attitudes toward the World Bank Group (continued)

Greatest Value

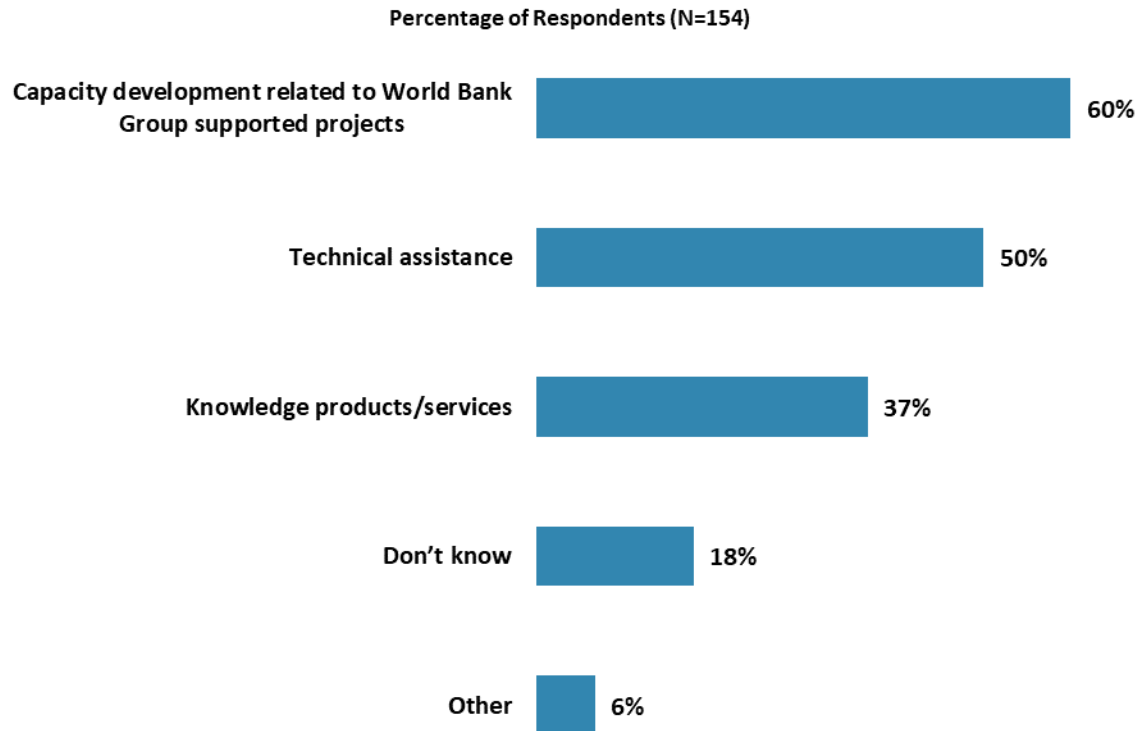


"When thinking about the World Bank Group's role, which activity do you believe is of greatest VALUE and which activity is of second greatest value in Equatorial Guinea?" (Respondents chose from a list.)



V. Overall Attitudes toward the World Bank Group (continued)

Most Effective WBG Instruments in Reducing Poverty

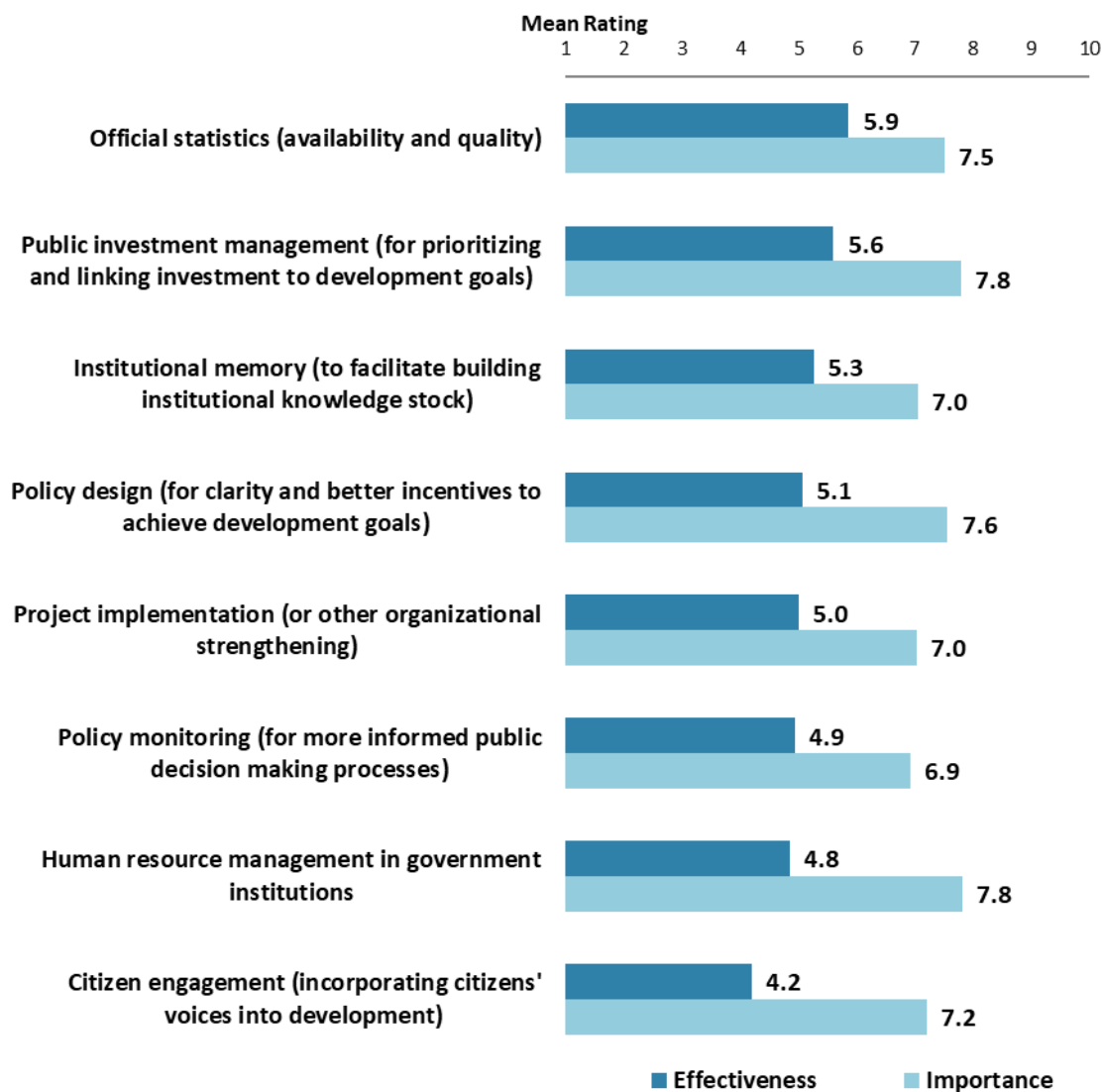


"Which World Bank Group's instruments do you believe are the MOST effective in supporting reform efforts in Equatorial Guinea? (Choose not more than TWO)"
(Respondents chose from a list. Responses combined.)



V. Overall Attitudes toward the World Bank Group (continued)

The WBG's Capacity Building



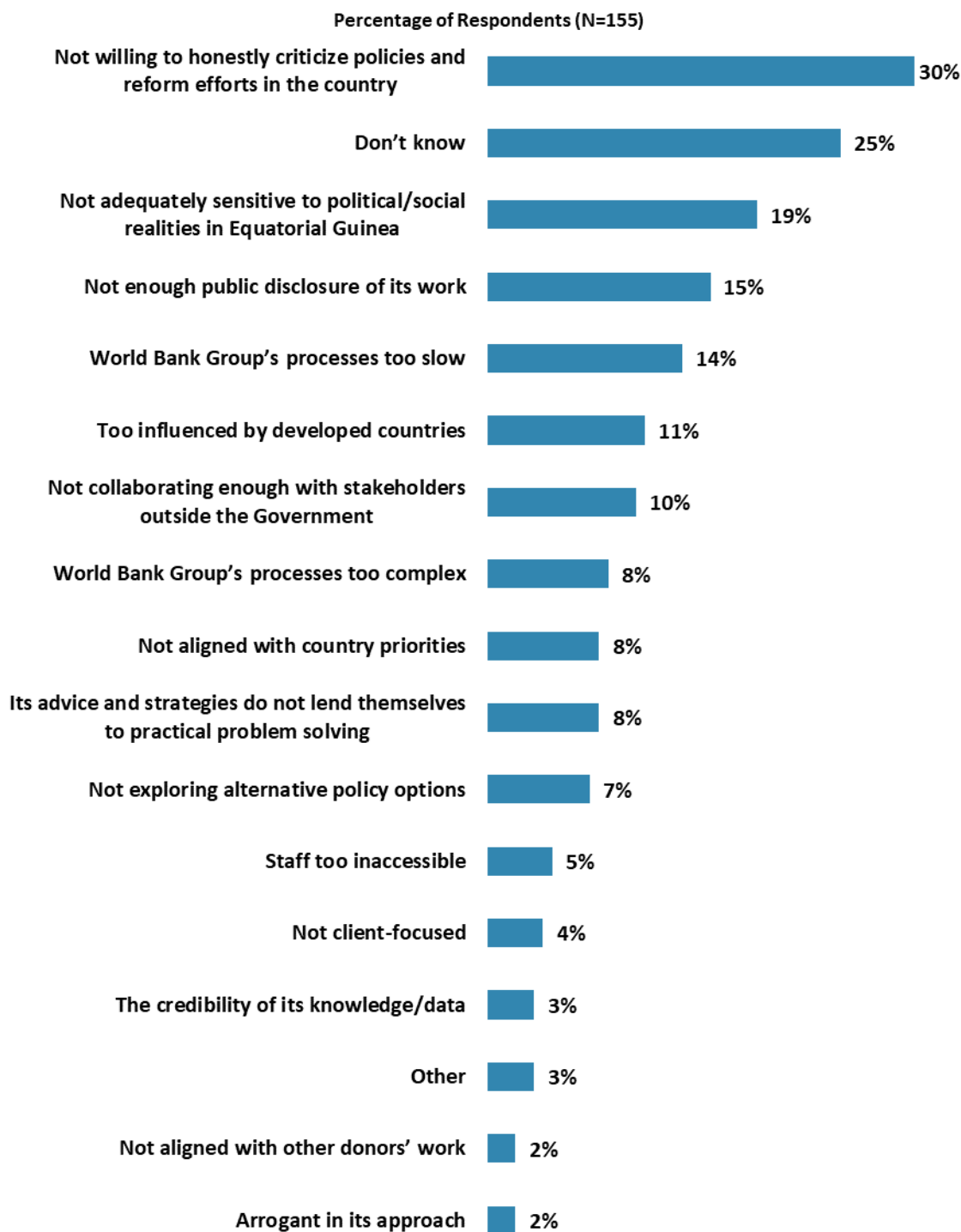
"How EFFECTIVE do you believe the World Bank Group is in terms of the capacity building work it does in each of the following areas in Equatorial Guinea?" (1-"Not effective at all", 10-"Very effective")

"When thinking about how to improve capacity building in Equatorial Guinea to help ensure better development results, looking forward, how IMPORTANT is it for the World Bank Group to be involved in the following aspects of capacity building?" (1-"Not important at all", 10-"Very important")



V. Overall Attitudes toward the World Bank Group (continued)

Greatest Weakness




"Which of the following do you identify as the World Bank Group's greatest WEAKNESSES in its work in Equatorial Guinea? (Choose no more than TWO)" (Respondents chose from a list. Responses combined.)



VI. Sectoral Effectiveness

Effectiveness of WBG's Support in Sectoral Areas

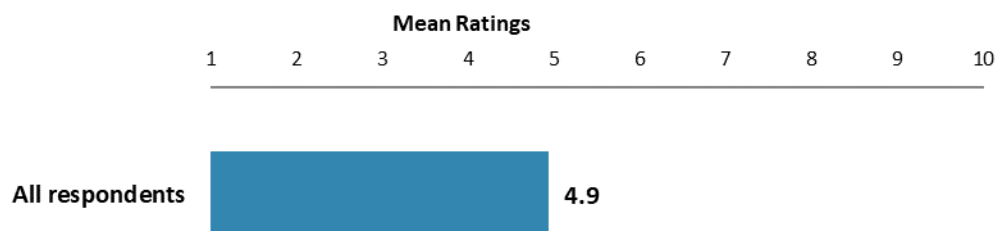


"How EFFECTIVE do you believe the World Bank Group is in terms of the work it does in the following areas of development in Equatorial Guinea?" (1-"Not effective at all", 10-"Very effective")



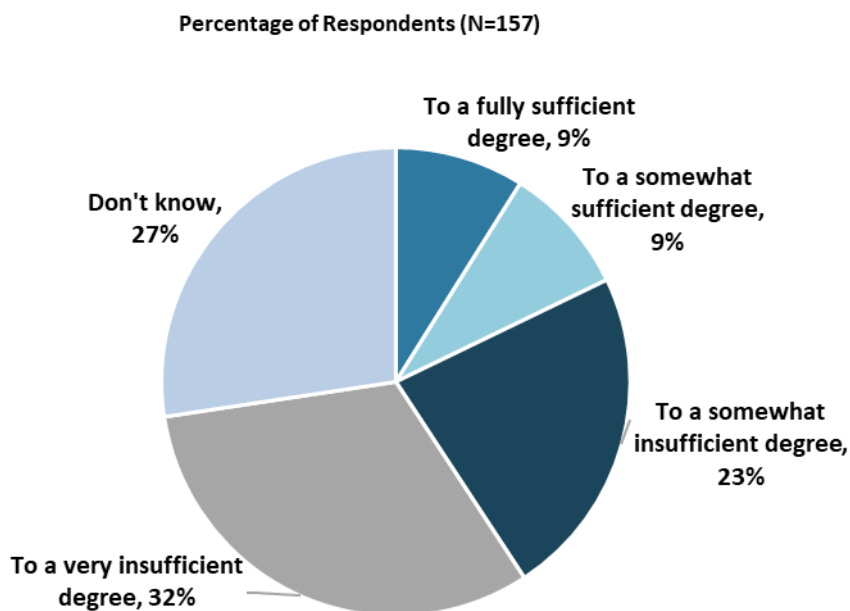
VI. Sectoral Effectiveness (continued)

The WBG Promoting Private Public Partnerships



"To what extent do you believe that the World Bank Group's work helps to find solutions that promote private public partnerships in Equatorial Guinea?"
(1-"To no degree at all", 10-"To a very significant degree")

Helping the Poorest




"To what extent do you believe that the World Bank Group's work and support help the poorest in Equatorial Guinea? (Select only ONE response)" (Respondents chose from a list.)



VII. How the World Bank Group Operates

The World Bank Group's Work in Equatorial Guinea

- **Location:** Respondents from Malabo had significantly higher levels of agreement that the WBG plays a relevant role in development in Equatorial Guinea (mean rating = 5.6) than respondents from Outside Malabo (mean rating = 3.2).

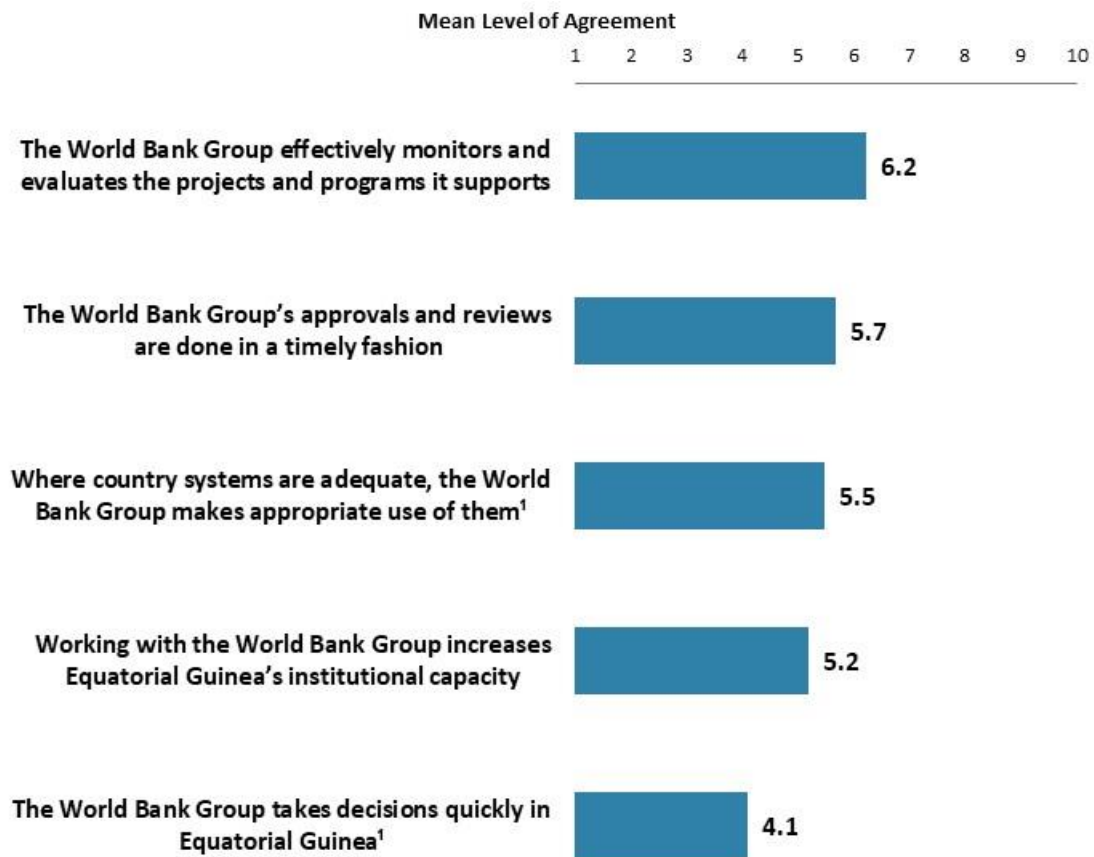


"To what extent do you agree with the following statements about the World Bank Group's work in Equatorial Guinea?" (1-"Strongly disagree", 10-"Strongly agree") ¹Indicator Question



VII. How the World Bank Group Operates (continued)

Overall Perceptions



"To what extent do you agree/disagree with the following statements?"
(1-"Strongly disagree", 10-"Strongly agree") ¹Indicator Question



VII. How the World Bank Group Operates (continued)

The WBG as an Effective Development Partner



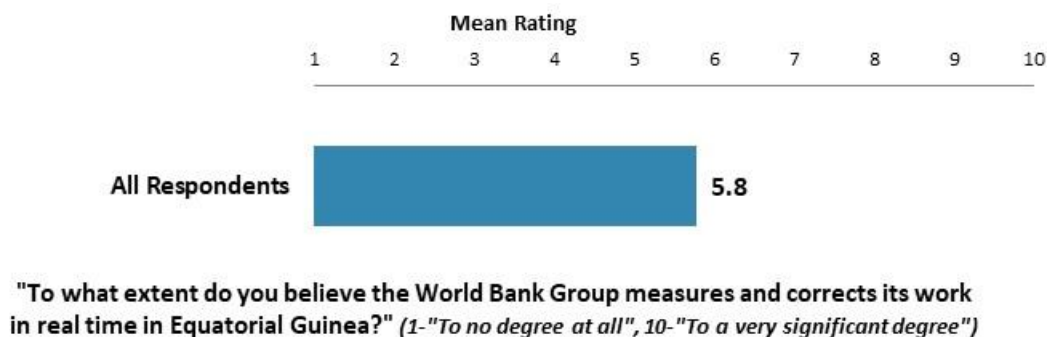
"To what extent is the World Bank Group an effective development partner in Equatorial Guinea, in terms of each of the following?" (1-"To no degree at all", 10-"To a very significant degree")

¹Indicator Question

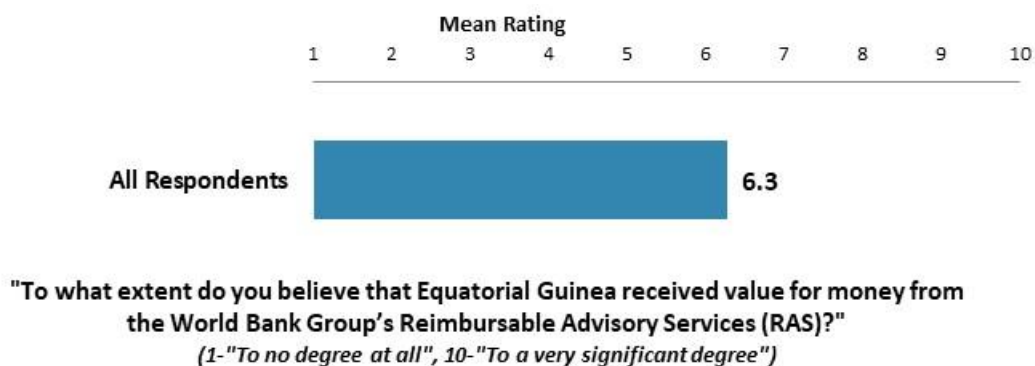


VII. How the World Bank Group Operates (continued)

Internal Measuring and Monitoring



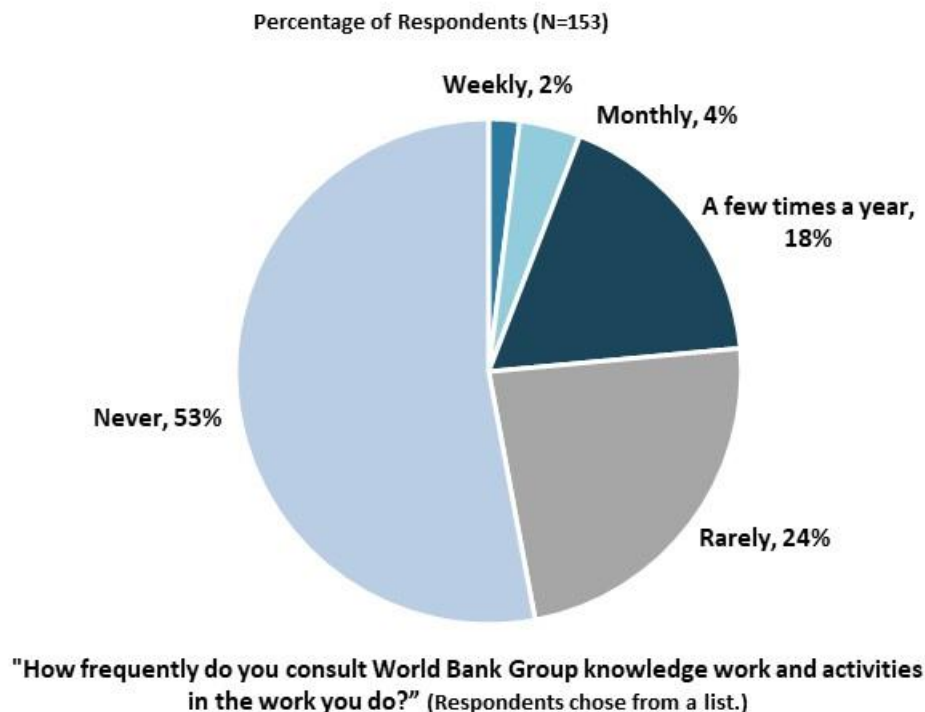
Reimbursable Advisory Services (RAS)





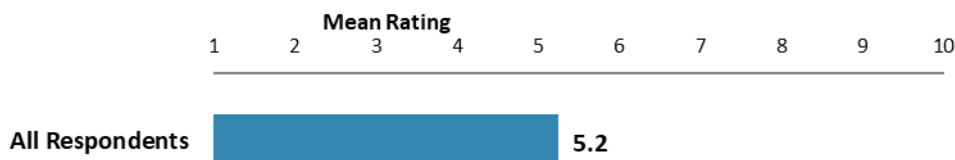
VIII. World Bank Group's Knowledge and Instruments

Frequency of Consulting WBG Knowledge Work and Activities



Meeting Equatorial Guinea's Knowledge Needs (*Indicator Question*)

- **Location:** Respondents from Malabo had significantly higher levels of agreement that the WBG meets Equatorial Guinea's needs for knowledge services (mean rating = 5.6) than respondents from Outside Malabo (mean rating = 3.3).




"To what extent do you agree that the World Bank Group meets Equatorial Guinea's needs for knowledge services." (1-"Strongly disagree", 10-"Strongly agree")

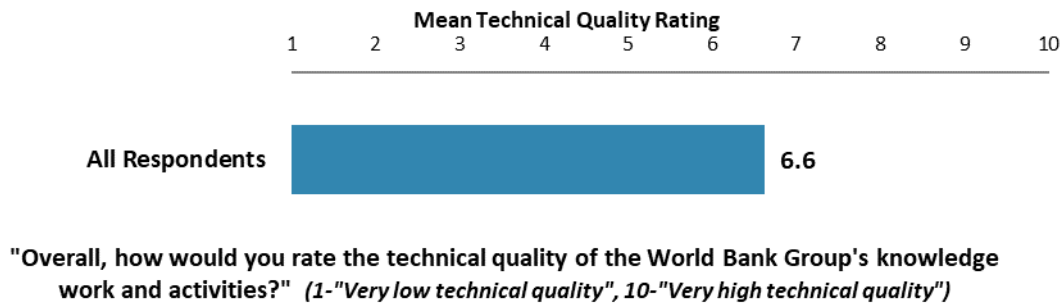


VIII. World Bank Group's Knowledge and Instruments (continued)

Contribution of the WBG's Knowledge Work and Activities (*Indicator Question*)



Technical Quality of the WBG's Knowledge Work and Activities (*Indicator Question*)

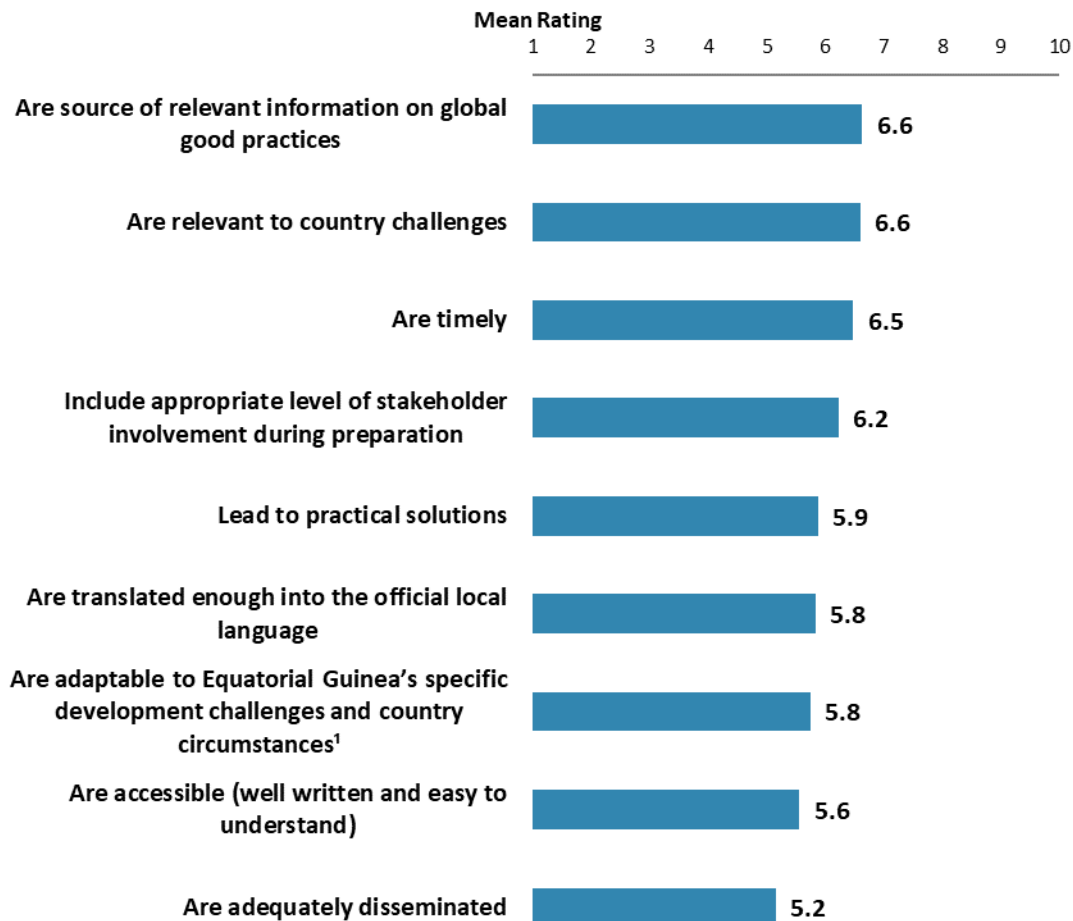




VIII. World Bank Group's Knowledge and Instruments (continued)

Qualities of the WBG's Knowledge Work and Activities

- **Location:** Respondents from Malabo gave significantly higher ratings for the extent to which the WBG's knowledge work and activities are adaptable to Equatorial Guinea's specific development challenges and country circumstances (mean rating = 6.2) than respondents from Outside Malabo (mean rating = 3.8).

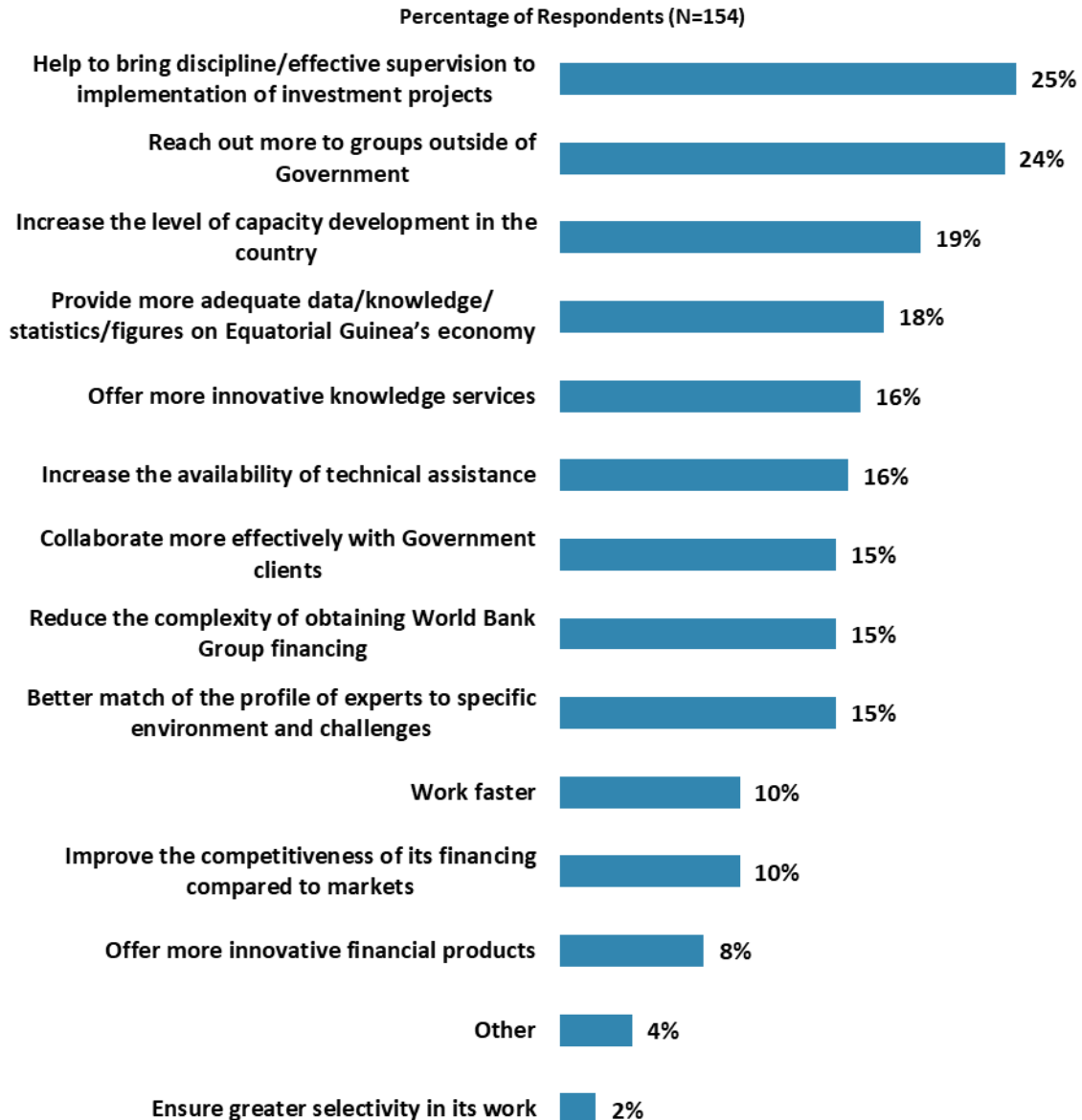


"In Equatorial Guinea, to what extent do you believe that the World Bank Group's knowledge work and activities:" (1-"To no degree at all", 10-"To a very significant degree") ¹Indicator Question



IX. The Future Role of the WBG in Equatorial Guinea

Making the World Bank Group of Greater Value

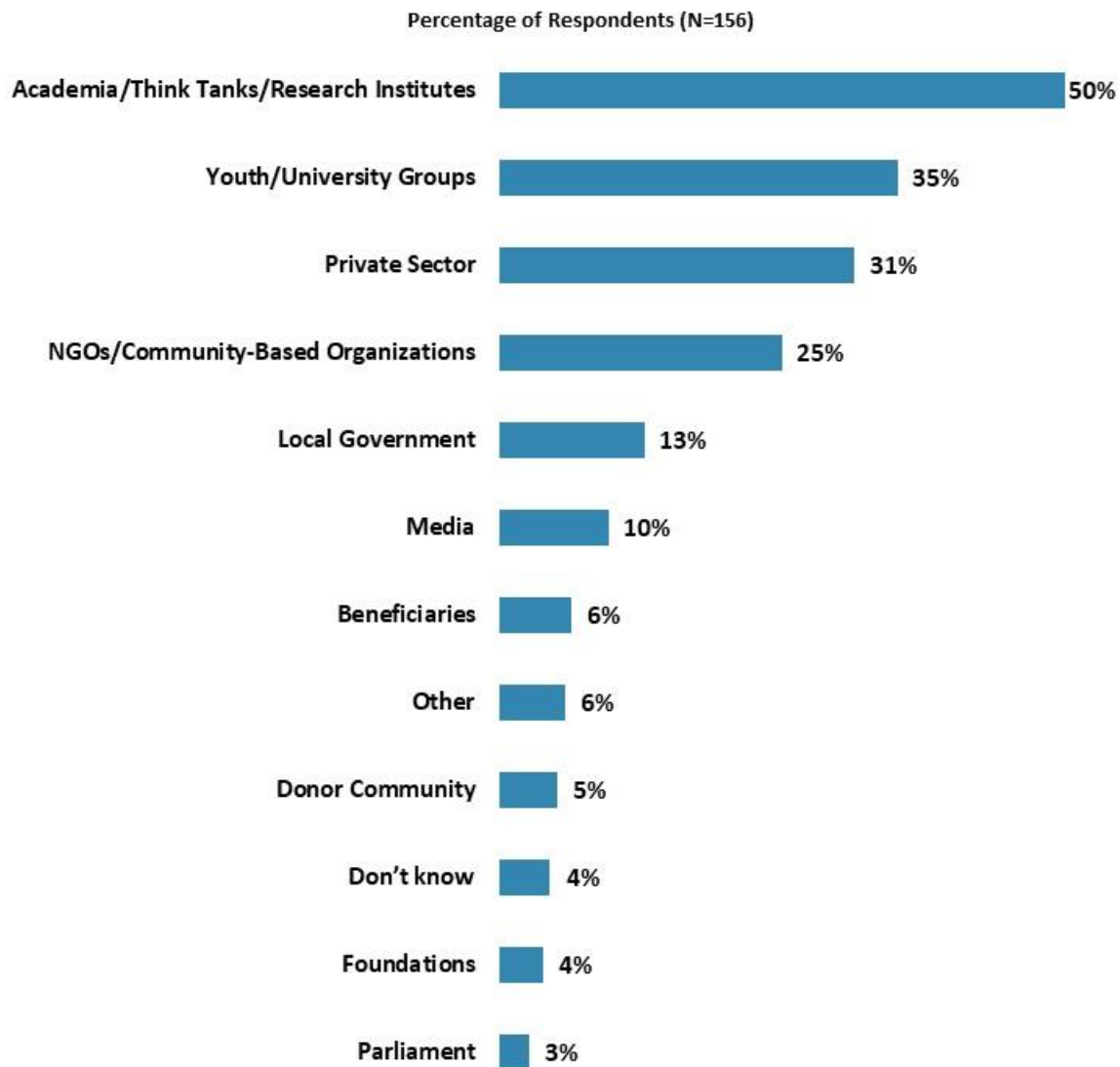


"Which of the following SHOULD the World Bank Group do to make itself of greater value in Equatorial Guinea? (Choose no more than TWO)" (Respondents chose from a list. Responses combined.)



IX. The Future Role of the WBG in Equatorial Guinea (continued)

World Bank Group Should Collaborate More with...

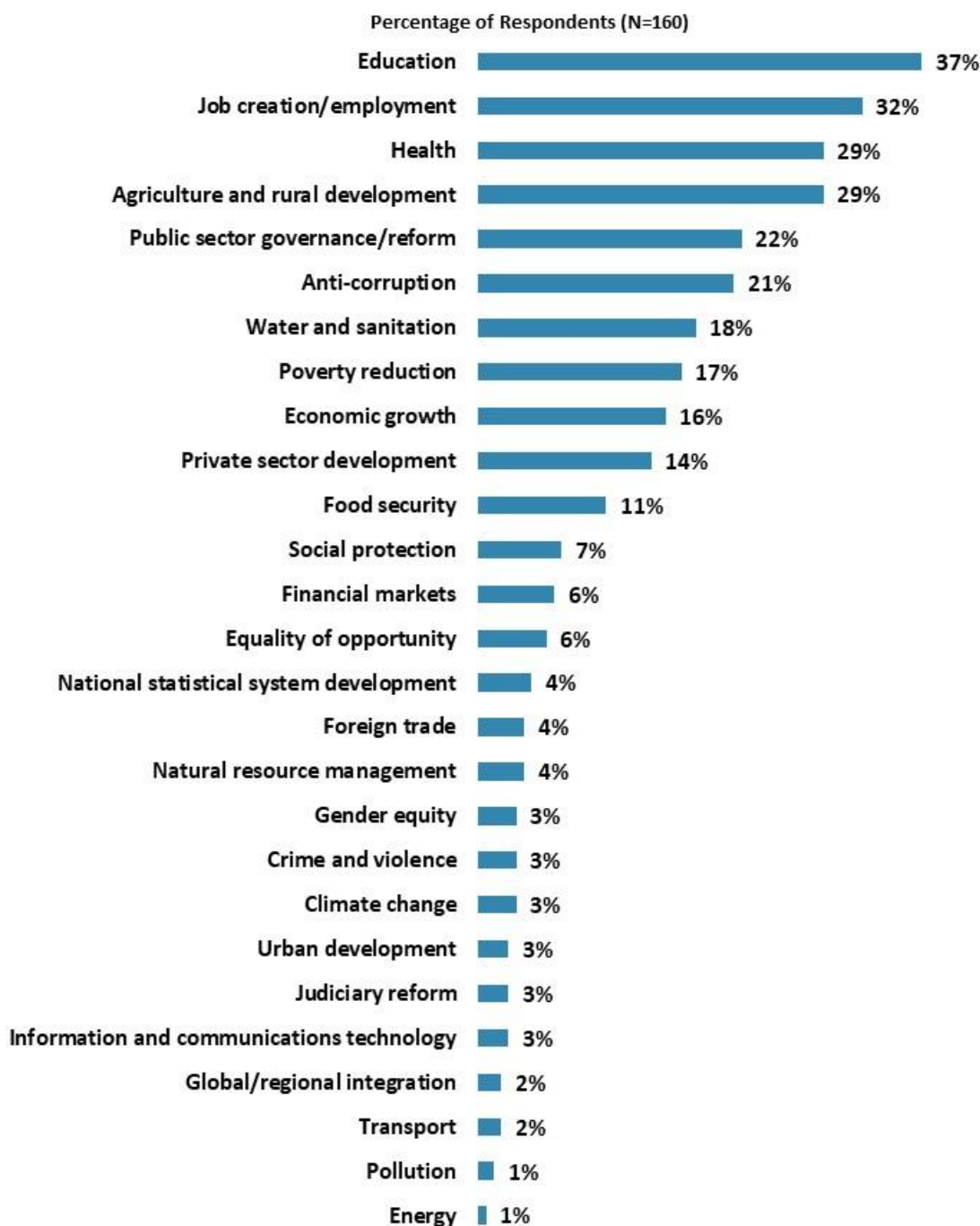


"In addition to the regular relations with the national government, which TWO of the following groups should the World Bank Group collaborate with more in your country? (Choose no more than TWO)" (Respondents chose from a list. Responses combined.)



IX. The Future Role of the WBG in Equatorial Guinea (continued)

Where the World Bank Group Should Focus its Resources

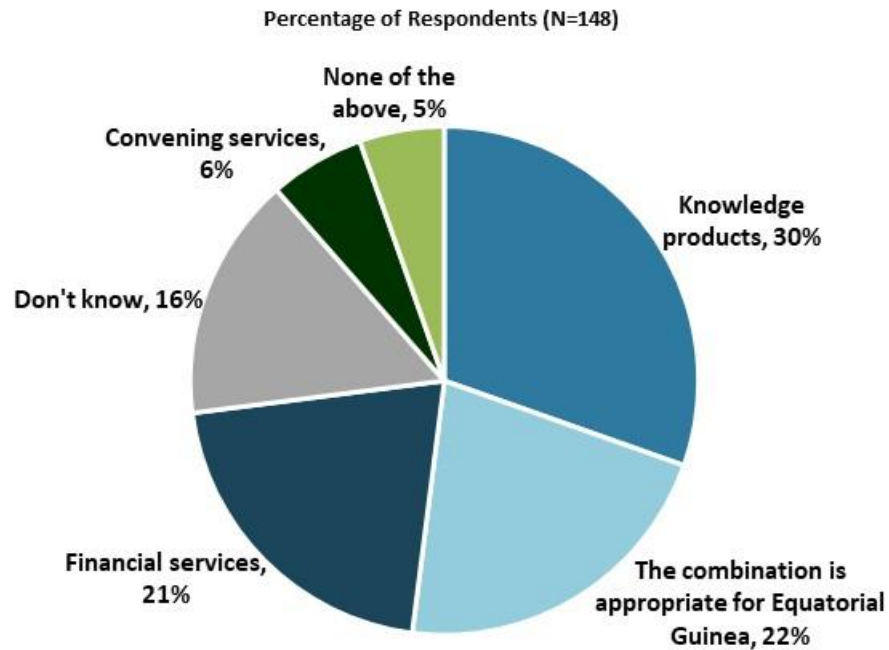


“When thinking about how the World Bank Group can have the most impact on development results in Equatorial Guinea, in which sectoral areas do you believe the World Bank Group should focus most of its resources (financial and knowledge services) in Equatorial Guinea? (Choose no more than THREE)” (Respondents chose from a list. Responses combined.)



IX. The Future Role of the WBG in Equatorial Guinea (continued)

Future Combination of the WBG services



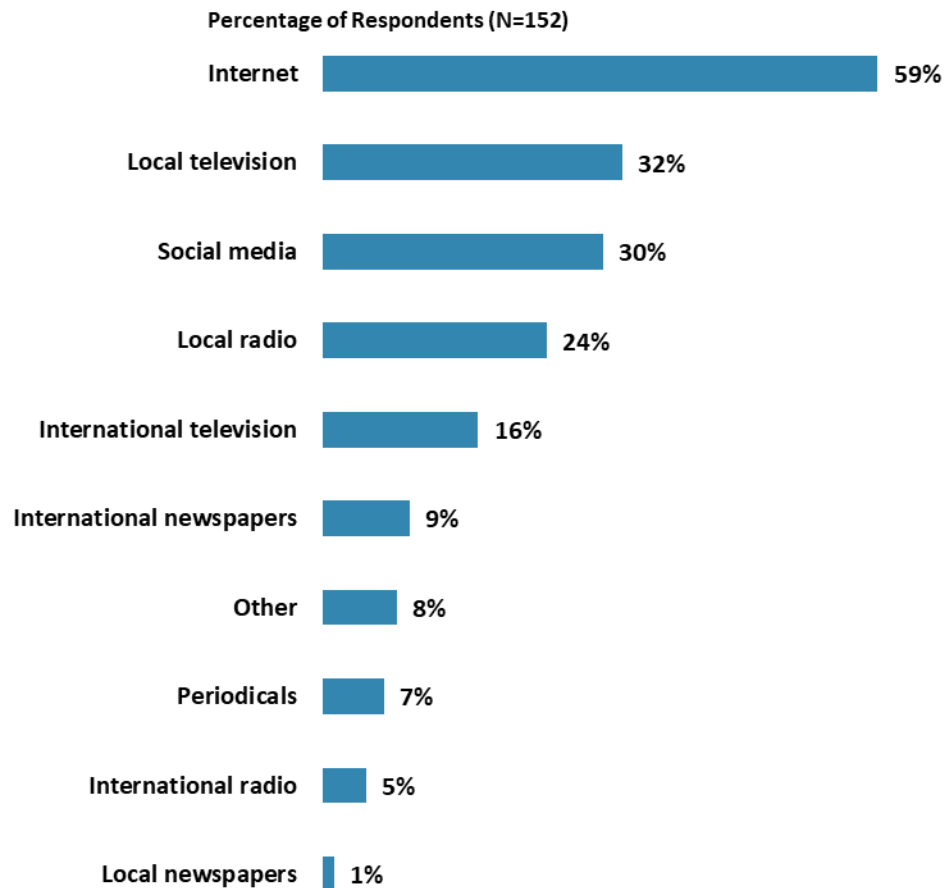
"When considering the combination of services that the World Bank Group offers in Equatorial Guinea, and taking into account its limited level of resources, which ONE of the following do you believe the WBG should offer more of in Equatorial Guinea?" (Respondents chose from a list.)



X. Communication and Outreach

When considering the World Bank Group's future outreach with key constituencies, please see Appendix B (page 48) for all responses by stakeholder groups.

Information Sources

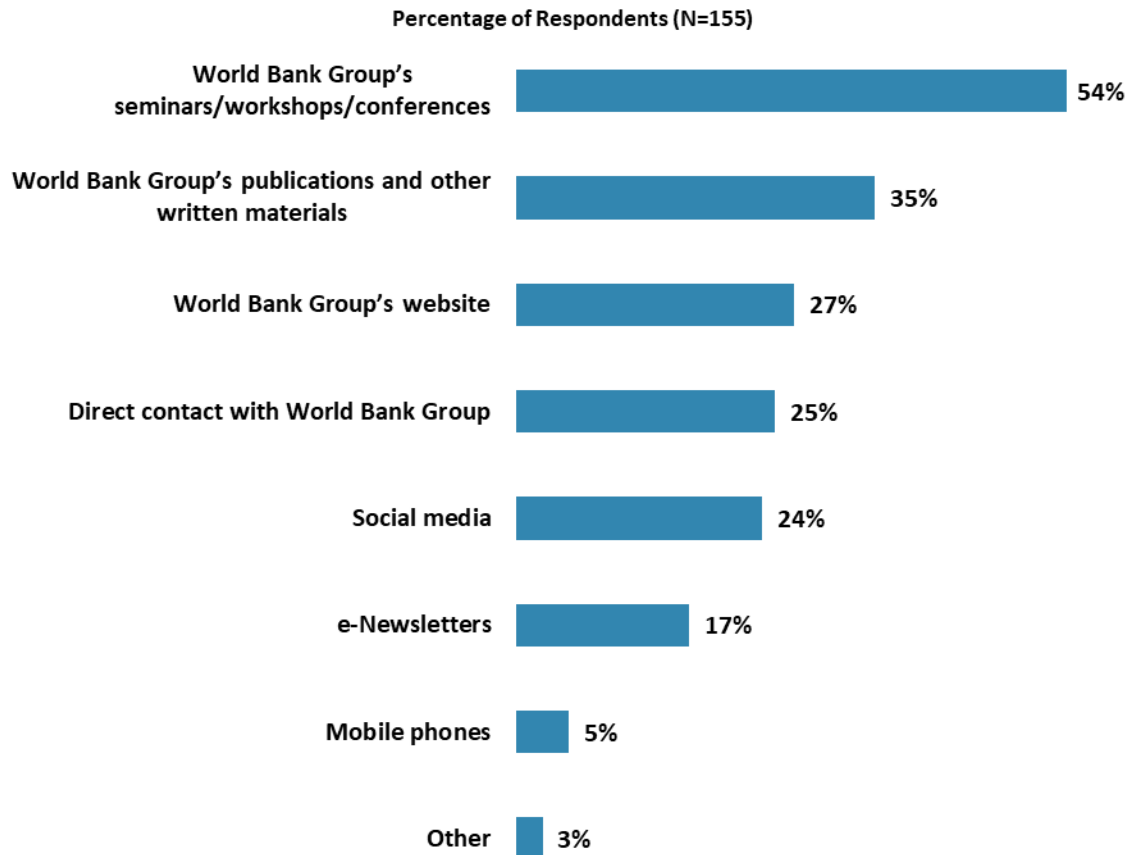


"How do you get most of your information about economic and social development issues in Equatorial Guinea? (Choose no more than TWO)" (Respondents chose from a list. Responses combined.)



X. Communication and Outreach (continued)

Preferred Information Sources



"How would you prefer to receive information from the World Bank Group?
(Choose no more than TWO)" (Respondents chose from a list. Responses combined.)

Access to Information

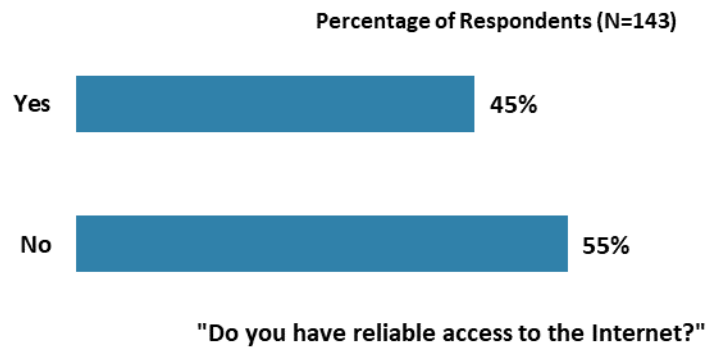


"Are you aware of the World Bank Group's Access to Information Policy under which the Bank will now disclose any information in its possession that is not on a list of exceptions?"

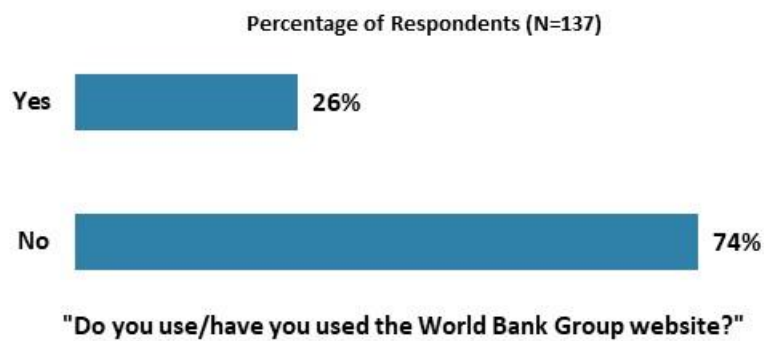


X. Communication and Outreach (continued)

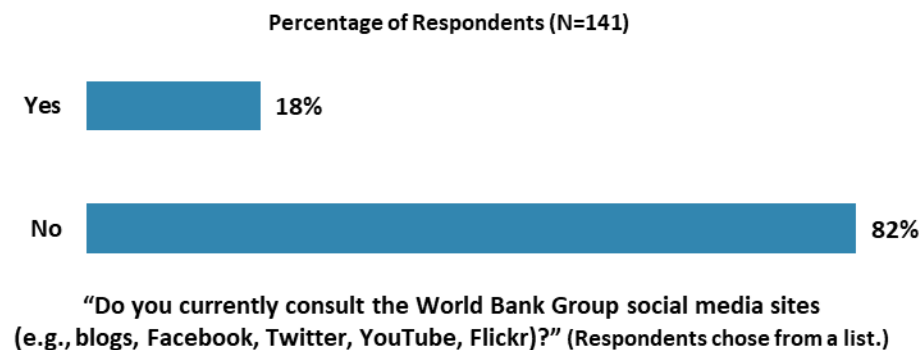
Internet Access



WBG Website Usage



WBG Social Media Usage





XI. Appendices

A. Responses to All Questions across All Respondents.....	34
B. Responses to All Questions by Stakeholder Groups.....	48
C. Responses to Indicator Questions by Geographic Location.....	65
D. Indicator Questions as a Function of Exposure to the WBG.....	68
E. WBG Country Opinion Survey FY17 – Equatorial Guinea	69

EQUATORIAL GUINEA





Appendix A: Responses to All Questions across All Respondents (N=163)

All rating scale questions are presented with the total number of respondents that provided a rating (N), the number of respondents who indicated that they “Don’t know” (DK), the mean rating across all respondents (Mean), and the standard deviation of this mean (SD). Indicator questions are noted with an asterisk (*).

A. General Issues Facing Equatorial Guinea

1. In general would you say that Equatorial Guinea is headed in ...?	Percentage of Respondents (N=156)
The right direction	16.7%
The wrong direction	48.1%
Not sure	35.3%

2. Listed below are a number of development priorities in Equatorial Guinea. Please identify which of the following you consider the most important development priorities in Equatorial Guinea? (Choose no more than THREE)	Percentage of Respondents (Responses Combined; N=158)
Education	39.9%
Health	25.9%
Anti-corruption	23.4%
Agriculture and rural development	19.0%
Job creation/employment	17.7%
Gender equity	15.8%
Public sector governance/reform (i.e., government effectiveness, public financial management, public expenditure, fiscal system reform)	13.9%
Crime and violence	12.7%
Natural resource management (e.g., oil, gas, mining)	12.7%
Transport (e.g., roads, bridges, transportation)	10.8%
Private sector development (including business climate)	10.1%
Equality of opportunity (i.e., social inclusion)	10.1%
Poverty reduction	9.5%
Food security	8.9%
Urban development	8.2%
Water and sanitation	8.2%
Global/regional integration	7.6%
Energy	7.6%
Social protection (e.g., pensions, targeted social assistance)	7.0%
Pollution	7.0%
Economic growth	6.3%
Information and communications technology	5.1%
National statistical system development	3.8%
Judiciary reform	1.9%
Financial markets	1.3%
Disaster risk management	1.3%
Foreign trade (imports, exports)	0.6%
Climate change (e.g., mitigation, adaptation)	0.6%

**A. General Issues Facing Equatorial Guinea (continued)**

3. Poverty reduction is a broad term that encompasses work in many different areas. Which THREE areas of development listed below do you believe would contribute most to reducing poverty in Equatorial Guinea? (Choose no more than THREE)	Percentage of Respondents (Responses Combined; N=160)
Job creation/employment	41.3%
Agriculture and rural development	40.0%
Anti-corruption	33.1%
Education	25.0%
Equality of opportunity (i.e., social inclusion)	24.4%
Economic growth	22.5%
Public sector governance/reform (i.e., government effectiveness, public financial management, public expenditure, fiscal system reform)	13.1%
Water and sanitation	11.9%
Health	11.9%
Social protection (e.g., pensions, targeted social assistance)	11.3%
Food security	11.3%
Private sector development (including business climate)	10.6%
Natural resource management (e.g., oil, gas, mining)	8.1%
Foreign trade (imports, exports)	5.6%
Judiciary reform	5.6%
National statistical system development	2.5%
Crime and violence	2.5%
Transport (e.g., roads, bridges, transportation)	2.5%
Gender equity	2.5%
Information and communications technology	1.9%
Financial markets	1.9%
Global/regional integration	1.9%
Urban development	1.9%
Climate change (e.g., mitigation, adaptation)	1.3%
Pollution	1.3%
Disaster risk management	0.6%
Energy	0.6%

**A. General Issues Facing Equatorial Guinea (continued)**

4. The World Bank Group's "Shared Prosperity" goal captures two key elements, economic growth and equity. It will seek to foster income growth among the bottom 40 percent of a country's population. Improvement in the Shared Prosperity Indicator requires growth and well-being of the less well-off. When thinking about the idea of "shared prosperity" in your country, which of the following TWO best illustrate how this would be achieved in Equatorial Guinea? (Choose no more than TWO)	Percentage of Respondents (Responses Combined; N=148)
Education and training that better ensure job opportunity	31.8%
Better entrepreneurial opportunities (i.e., to start small and medium sized businesses)	23.6%
Enhanced anti-corruption policy	21.6%
Greater public management transparency	19.6%
Greater access to health and nutrition for citizens	18.9%
Better opportunity for the poor who live in rural areas	18.2%
Merit-based recruitment in the labor market	15.5%
Better employment opportunities for young people	12.2%
Consistent economic growth	10.8%
Greater voice and participation for citizens to help ensure greater accountability	6.8%
A growing middle class	4.7%
Creation of a reliable social safety net	4.1%
Greater access to micro-finance for the poor	4.1%
Better opportunity for the poor who live in urban areas	3.4%
Better quality public services	2.7%
Better employment opportunities for women	1.4%
Other	1.4%

B. Overall Attitudes toward the World Bank Group

(1-Not familiar at all, 10-Extremely familiar)	N	DK	Mean	SD
1. How familiar are you with the work of the World Bank Group in Equatorial Guinea?	145	0	3.30	2.44

(1-Not effective at all, 10-Very effective)	N	DK	Mean	SD
2. Overall, please rate your impression of the World Bank Group's effectiveness in Equatorial Guinea.*	95	62	4.64	3.06

(1-To no degree at all, 10-To a very significant degree)	N	DK	Mean	SD
3. To what extent do you believe the World Bank Group's staff is well prepared to help Equatorial Guinea solve its most complicated development challenges?	98	58	6.89	2.86

**B. Overall Attitudes toward the World Bank Group (continued)**

4. When thinking about how the World Bank Group can have the most impact on development results in Equatorial Guinea, in which sectoral areas do you believe the World Bank Group should focus most of its resources (financial and knowledge services) in Equatorial Guinea? (Choose no more than THREE)	Percentage of Respondents (Responses Combined; N=160)
Education	36.9%
Job creation/employment	31.9%
Health	28.8%
Agriculture and rural development	28.8%
Public sector governance/reform (i.e., government effectiveness, public financial management, public expenditure, fiscal system reform)	21.9%
Anti-corruption	21.3%
Water and sanitation	18.1%
Poverty reduction	16.9%
Economic growth	15.6%
Private sector development (including business climate)	14.4%
Food security	10.6%
Social protection (e.g., pensions, targeted social assistance)	6.9%
Financial markets	6.3%
Equality of opportunity (i.e., social inclusion)	5.6%
National statistical system development	4.4%
Foreign trade (imports, exports)	3.8%
Natural resource management (e.g., oil, gas, mining)	3.8%
Gender equity	3.1%
Crime and violence	3.1%
Climate change (e.g., mitigation, adaptation)	3.1%
Urban development	2.5%
Judiciary reform	2.5%
Information and communications technology	2.5%
Global/regional integration	1.9%
Transport (e.g., roads, bridges, transportation)	1.9%
Pollution	1.3%
Energy	0.6%
Disaster risk management	0.0%

5. When thinking about the World Bank Group's role, which activity do you believe is of greatest VALUE and which activity is of second greatest value in Equatorial Guinea?	Percentage of Respondents (N=83)		
	Greatest Value	2nd Greatest Value	Combined
Policy advice, studies, analyses	21.7%	17.6%	39.3%
Financial resources	15.7%	18.9%	34.6%
Capacity development	27.7%	6.8%	34.5%
Technical assistance	18.1%	6.8%	24.8%
Promoting international knowledge sharing	3.6%	14.9%	18.5%
Data and statistics	4.8%	8.1%	12.9%
Implementation support	1.2%	10.8%	12.0%
Mobilizing third party financial resources	0.0%	10.8%	10.8%
Bringing together different groups of stakeholders	4.8%	1.4%	6.2%
Other	1.2%	2.7%	3.9%
Donor coordination	1.2%	1.4%	2.6%

**B. Overall Attitudes toward the World Bank Group (continued)**

6. Which of the following do you identify as the World Bank Group's greatest WEAKNESSES in its work in Equatorial Guinea? (Choose no more than TWO)	Percentage of Respondents (Responses Combined; N=155)
Not willing to honestly criticize policies and reform efforts in the country	29.7%
Don't know	24.5%
Not adequately sensitive to political/social realities in Equatorial Guinea	18.7%
Not enough public disclosure of its work	15.5%
World Bank Group's processes too slow (e.g., too bureaucratic in its operational policies and procedures)	13.5%
Too influenced by developed countries	11.0%
Not collaborating enough with stakeholders outside the Government	10.3%
World Bank Group's processes too complex	8.4%
Not aligned with country priorities	7.7%
Its advice and strategies do not lend themselves to practical problem solving	7.7%
Not exploring alternative policy options	7.1%
Staff too inaccessible	4.5%
Not client-focused	3.9%
The credibility of its knowledge/data	3.2%
Other	3.2%
Not aligned with other donors' work	1.9%
Arrogant in its approach	1.9%

7. Which World Bank Group's instruments do you believe are the MOST effective in reducing poverty in Equatorial Guinea? (Choose no more than TWO)	Percentage of Respondents (Responses Combined; N=154)
Capacity development related to World Bank Group supported projects	59.7%
Technical assistance (advice, best practice, international experience, etc.)	50.0%
Knowledge products/services (analytical work, studies, surveys, etc.)	37.0%
Don't know	17.5%
Other	6.5%

8. How EFFECTIVE do you believe the World Bank Group is in terms of the capacity building work it does in each of the following areas in Equatorial Guinea? (1-Not effective at all, 10-Very effective)	Effectiveness			
	N	DK	Mean	SD
1. Project implementation (or other organizational strengthening)	38	107	5.00	2.34
2. Citizen engagement (incorporating citizens' voices into development)	51	93	4.20	2.66
3. Policy design (for clarity and better incentives to achieve development goals)	52	92	5.06	2.55
4. Policy monitoring (for more informed public decision-making processes)	47	94	4.94	2.58
5. Public investment management (for prioritizing and linking investment to development goals)	50	94	5.60	2.81
6. Official statistics (availability and quality)	57	87	5.86	2.97
7. Human resource management in government institutions	46	97	4.85	2.81
8. Institutional memory (to facilitate building institutional knowledge stock)	39	105	5.26	2.61

**B. Overall Attitudes toward the World Bank Group (continued)**

9. When thinking about how to improve capacity building in Equatorial Guinea to help ensure better development results, looking forward, how IMPORTANT is it for the World Bank Group to be involved in the following aspects of capacity building? (1-Not important at all, 10-Very important)	Importance			
	N	DK	Mean	SD
1. Project implementation (or other organizational strengthening)	68	71	7.03	2.65
2. Citizen engagement (incorporating citizens' voices into development)	87	50	7.21	2.96
3. Policy design (for clarity and better incentives to achieve development goals)	84	55	7.56	2.52
4. Policy monitoring (for more informed public decision-making processes)	78	57	6.91	2.59
5. Public investment management (for prioritizing and linking investment to development goals)	88	51	7.80	2.49
6. Official statistics (availability and quality)	80	54	7.51	2.49
7. Human resource management in government institutions	82	57	7.80	2.45
8. Institutional memory (to facilitate building institutional knowledge stock)	69	67	7.04	2.56

10. To what extent do you believe that the World Bank Group's work and support help the poorest in Equatorial Guinea? (Select only ONE response)	Percentage of Respondents (N=157)
To a fully sufficient degree	8.9%
To a somewhat sufficient degree	8.9%
To a somewhat insufficient degree	22.9%
To a very insufficient degree	31.8%
Don't know	27.4%

11. In addition to the regular relations with the national government, which TWO of the following groups should the World Bank Group collaborate with more in your country? (Choose no more than TWO)	Percentage of Respondents (Responses Combined; N=156)
Academia/Think Tanks/Research Institutes	50.0%
Youth/University Groups	35.3%
Private Sector	31.4%
NGOs/Community-Based Organizations	25.0%
Local Government	12.8%
Media	9.6%
Beneficiaries	6.4%
Other	5.8%
Donor Community	5.1%
Don't know	4.5%
Foundations	3.8%
Parliament	2.6%

To what extent do you agree with the following statements about the World Bank Group's work in Equatorial Guinea? (1-Strongly disagree, 10-Strongly agree)	Level of Agreement			
	N	DK	Mean	SD
12. Overall the World Bank Group currently plays a relevant role in development in Equatorial Guinea*	100	48	5.31	2.79
13. The World Bank Group's work is aligned with what I consider the development priorities for Equatorial Guinea*	98	47	5.44	2.73

**B. Overall Attitudes toward the World Bank Group (continued)**

To what extent is the World Bank Group an effective development partner in Equatorial Guinea, in terms of each of the following? (1-To no degree at all, 10-To a very significant degree)	Level of Agreement			
	N	DK	Mean	SD
14. Responsiveness to needs*	82	52	4.87	3.00
15. Flexibility (in terms of the institution's products and services)*	78	56	5.09	2.58
16. Flexibility (in terms of changing country circumstances)*	81	51	5.17	2.56
17. Being inclusive*	76	55	4.95	2.57
18. Openness (sharing data and other information)*	81	50	5.80	2.82
19. Collaboration with the Government*	92	42	7.07	2.58
20. The speed in which it gets things accomplished on the ground*	82	54	4.78	2.76
21. Helping to bring discipline/effective supervision to implementation of investment projects*	79	51	5.30	2.99
22. Collaboration with civil society*	89	46	4.64	3.06
23. Staff accessibility*	75	54	4.99	2.78
24. Collaboration with other donors and development partners*	74	58	6.05	2.63
25. Collaboration with the private sector*	79	54	5.49	3.08
26. Straightforwardness and honesty*	79	53	6.11	2.93
27. Treating clients and stakeholders in Equatorial Guinea with respect*	74	59	6.70	2.96
28. Being a long-term partner*	81	53	7.16	2.73

29. When World Bank Group assisted reform efforts fail or are slow to take place, which of the following would you attribute to? (Choose no more than TWO)	Percentage of Respondents (Responses Combined; N=147)
Political pressures and obstacles	40.1%
There is not an adequate level of citizen/civil society participation	25.2%
Poor coordination within the Government	24.5%
The Government works inefficiently	21.8%
Reforms are not well thought out in light of country challenges	19.0%
The World Bank Group is not sensitive enough to political/social realities on the ground	18.4%
The World Bank Group does not do adequate follow through/follow-up	13.6%
Lack of/inadequate levels of capacity in Government	12.2%
The World Bank Group works too slowly	8.2%
Other	4.1%
Poor coordination within the World Bank Group	3.4%
Poor donor coordination	2.7%

**C. World Bank Group's Effectiveness and Results**

1. In your opinion, how IMPORTANT is it for the World Bank Group to be involved in the following areas of development in Equatorial Guinea? (1-Not important at all, 10-Very important)	Importance			
	N	DK	Mean	SD
1. Social protection (e.g., pensions, targeted social assistance)	102	27	7.11	2.85
2. Gender equity	103	25	6.96	2.43
3. Private sector development (including business climate)	103	27	7.65	2.40
4. Education	108	25	8.38	2.24
5. Public sector governance/reform (i.e., government effectiveness, public financial management, public expenditure, fiscal system reform)	111	25	7.54	2.66
6. Global/regional integration	97	28	6.68	2.74
7. Food security	107	23	7.83	2.68
8. Urban development	105	24	6.64	2.66
9. Energy	99	28	6.86	2.79
10. Water and sanitation	107	24	7.75	2.80
11. Pollution	101	26	6.71	3.06
12. Job creation/employment	107	24	7.93	2.56
13. Health	111	22	8.41	2.46
14. Financial markets	99	26	7.46	2.58
15. Transport (e.g., roads, bridges, transportation)	105	28	6.76	2.48
16. Agriculture and rural development	113	23	8.29	2.57
17. Foreign trade (imports, exports)	102	28	7.50	2.43
18. Crime and violence	96	33	6.23	2.97
19. Natural resource management (e.g., oil, gas, mining)	103	27	7.19	2.84
20. Climate change (e.g., mitigation, adaptation)	97	32	6.58	3.01
21. Poverty reduction	111	24	8.36	2.53
22. Anti-corruption	106	26	8.19	2.64
23. Judiciary reform	96	29	7.33	2.64
24. Economic growth	102	26	7.91	2.47
25. Disaster risk management	97	28	6.46	2.88
26. Equality of opportunity (i.e., social inclusion)	103	24	7.83	2.60
27. National statistical system development	95	32	7.35	2.59
28. Information and communications technology	98	32	7.55	2.60

**C. World Bank Group's Effectiveness and Results (continued)**

2. How EFFECTIVE do you believe the World Bank Group is in terms of the work it does in the following areas of development in Equatorial Guinea? (1-Not effective at all, 10-Very effective)	Effectiveness			
	N	DK	Mean	SD
1. Poverty reduction	63	78	4.83	3.12
2. Economic growth	65	73	5.18	2.81
3. Public sector governance/reform (i.e., government effectiveness)	54	81	4.59	2.77
4. Macroeconomics and fiscal management	49	85	5.53	2.73
5. National statistical system development	61	76	5.36	2.44
6. Private sector development (including business climate)	60	76	5.03	2.88

3. Where are the World Bank Group's decisions made primarily that support the program in Equatorial Guinea?	Percentage of Respondents (N=155)
At the Headquarters (in Washington D.C.)	15.5%
At the country office level (in Libreville, Gabon)	6.5%
At the country management unit level (in Yaoundé, Cameroon)	5.2%
In the country (in Equatorial Guinea)	3.9%
Don't know	69.0%

(1-To no degree at all, 10-To a very significant degree)	N	DK	Mean	SD
4. To what extent does the World Bank Group's work help to achieve development results in Equatorial Guinea?*	94	62	5.88	3.14

(1-Strongly disagree, 10-Strongly agree)	N	DK	Mean	SD
5. To what extent do you agree that the World Bank Group meets Equatorial Guinea's needs for knowledge services (e.g., research, analysis, data, technical assistance)*	99	57	5.24	3.06

(1-To no degree at all, 10-To a very significant degree)	N	DK	Mean	SD
6. To what extent do you believe that Equatorial Guinea received value for money from the World Bank Group's Reimbursable Advisory Services (RAS)?	58	97	6.28	2.92

D. The World Bank Group's Knowledge Work and Activities

1. How frequently do you consult World Bank Group's knowledge work and activities in the work you do?	Percentage of Respondents (N=153)
Weekly	2.0%
Monthly	3.9%
A few times a year	17.6%
Rarely	23.5%
Never	52.9%

**D. The World Bank Group's Knowledge Work and Activities (continued)**

In Equatorial Guinea, to what extent do you believe that the World Bank Group's knowledge work and activities: <i>(1-To no degree at all, 10-To a very significant degree)</i>	Degree			
	N	DK	Mean	SD
2. Are timely	73	63	6.48	2.85
3. Include appropriate level of stakeholder involvement during preparation	63	71	6.22	2.32
4. Lead to practical solutions	66	64	5.88	2.81
5. Are accessible (well written and easy to understand)	71	62	5.56	2.68
6. Are source of relevant information on global good practices	76	62	6.63	2.65
7. Are relevant to country challenges	71	65	6.59	2.70
8. Are adequately disseminated	66	66	5.15	2.34
9. Are translated enough into the official local language	72	63	5.83	2.81
10. Are adaptable to Equatorial Guinea's specific development challenges and country circumstances*	77	60	5.75	2.98

Overall Evaluations	N	DK	Mean	SD
11. Overall, how significant a contribution do you believe the World Bank Group's knowledge work and activities make to development results in your country?* <i>(1-Not significant at all, 10-Very significant)</i>	112	41	7.45	2.79
12. Overall, how would you rate the technical quality of the World Bank Group's knowledge work and activities?* <i>(1-Very low technical quality, 10-Very high technical quality)</i>	105	48	6.63	2.76

E. Working with the World Bank Group

To what extent do you agree/disagree with the following statements? <i>(1-Strongly disagree, 10-Strongly agree)</i>	Level of Agreement			
	N	DK	Mean	SD
1. The World Bank Group effectively monitors and evaluates the projects and programs it supports	96	52	6.23	2.91
2. The World Bank Group's approvals and reviews are done in a timely fashion	81	61	5.67	2.96
3. The World Bank Group takes decisions quickly in Equatorial Guinea*	74	66	4.09	2.58
4. Working with the World Bank Group increases Equatorial Guinea's institutional capacity	91	52	5.18	2.76
5. Where country systems (e.g., procurement, financial management, etc.) are adequate, the World Bank Group makes appropriate use of them*	76	65	5.49	2.99

<i>(1-To no degree at all, 10-To a very significant degree)</i>	N	DK	Mean	SD
6. To what extent do you believe that the World Bank Group's work helps to find solutions that promote private public partnerships in Equatorial Guinea?	100	56	4.94	2.96

<i>(1-To no degree at all, 10-To a very significant degree)</i>	N	DK	Mean	SD
7. To what extent do you believe the World Bank Group measures and corrects its work in real time in Equatorial Guinea?	78	78	5.78	2.97

**F. The Future Role of the World Bank Group in Equatorial Guinea**

1. Which of the following SHOULD the World Bank Group do to make itself of greater value in Equatorial Guinea? (Choose no more than TWO)	Percentage of Respondents (Responses Combined; N=154)
Help to bring discipline/effective supervision to implementation of investment projects	24.7%
Reach out more to groups outside of Government	24.0%
Increase the level of capacity development in the country	19.5%
Provide more adequate data/knowledge/statistics/figures on Equatorial Guinea's economy	17.5%
Offer more innovative knowledge services	16.2%
Increase the availability of technical assistance	15.6%
Collaborate more effectively with Government clients (e.g., national, province, local)	14.9%
Reduce the complexity of obtaining World Bank Group financing	14.9%
Better match of the profile of experts to Equatorial Guinea's specific environment and challenges	14.9%
Work faster	9.7%
Improve the competitiveness of its financing compared to markets (e.g., cost, timeliness, other terms)	9.7%
Offer more innovative financial products	7.8%
Other	3.9%
Ensure greater selectivity in its work	1.9%

2. When considering the combination of services that the World Bank Group offers in Equatorial Guinea, and taking into account its limited level of resources, which ONE of the following do you believe the World Bank Group should offer more of in Equatorial Guinea? (Select only ONE response)	Percentage of Respondents (N=148)
Knowledge products	30.4%
The combination is appropriate for Equatorial Guinea	21.6%
Financial services	20.9%
Don't know	15.5%
Convening services	6.1%
None of the above	5.4%

**G. Communication and Information Sharing**

1. How do you get most of your information about economic and social development issues in Equatorial Guinea? (Choose no more than TWO)	Percentage of Respondents (Responses Combined; N=152)
Internet	58.6%
Local television	31.6%
Social media (e.g., blogs, Facebook, Twitter, YouTube, Flickr, WhatsApp, etc.)	29.6%
Local radio	23.7%
International television	16.4%
International newspapers	9.2%
Other	7.9%
Periodicals	6.6%
International radio	4.6%
Local newspapers	1.3%

2. How would you prefer to receive information from the World Bank Group? (Choose no more than TWO)	Percentage of Respondents (Responses Combined; N=155)
World Bank Group's seminars/workshops/conferences	53.5%
World Bank Group's publications and other written materials	34.8%
World Bank Group's website	27.1%
Direct contact with World Bank Group (i.e., face to face meetings/discussions)	25.2%
Social media (e.g., blogs, Facebook, Twitter, YouTube, Flickr, WhatsApp, etc.)	23.9%
e-Newsletters	16.8%
Mobile phones	5.2%
Other	2.6%

3. Are you aware of the World Bank Group's Access to Information Policy under which the WBG will now disclose any information in its possession that is not on a list of exceptions?	Percentage of Respondents (N=139)
Yes	10.8%
No	89.2%

4. Do you have reliable access to the Internet?	Percentage of Respondents (N=143)
Yes	44.8%
No	55.2%

5. Do you use/have you used the World Bank Group website?	Percentage of Respondents (N=137)
Yes	26.3%
No	73.7%

6. Do you currently consult the World Bank Group social media sites (e.g., blogs, Facebook, Twitter, YouTube, and Flickr)?	Percentage of Respondents (N=141)
Yes	18.4%
No	81.6%

**G. Communication and Information Sharing (continued)**

Please rate how much you agree with the following statements. (1-Strongly disagree, 10-Strongly agree)	Level of Agreement			
	N	DK	Mean	SD
7. I find the World Bank Group's websites easy to navigate.	32	3	6.25	2.64
8. I find the information on the World Bank Group's websites useful.	30	4	6.80	2.64
9. The World Bank Group's social media channels are valuable sources of information about the institution	64	65	6.70	2.78
10. When I need information from the World Bank Group I know how to find it	66	65	4.15	2.76
11. The World Bank Group is responsive to my information requests and inquiries	52	77	3.48	2.53

H. Background Information

1. Which of the following best describes your current position? (Select only ONE response)	Percentage of Respondents (N=151)
Private Sector Organization	20.5%
Employee of a Ministry, Ministerial Department or Implementation Agency	12.6%
Office of Minister	10.6%
Youth Group	10.6%
Academia/Research Institute/Think Tank	9.3%
Other	7.9%
Local Government Office or Staff	7.3%
Bilateral/ Multilateral Agency	6.0%
NGO/Community-Based Organization	5.3%
Financial Sector/Private Bank	2.6%
Office of the President/Prime Minister	2.0%
PMU overseeing implementation of project/Consultant/Contractor working on WBG supported project/program	1.3%
Media	1.3%
Office of Parliamentarian	.7%
Private Foundation	.7%
Independent Government Institution	.7%
Faith-Based Group	.7%

**H. Background Information (continued)**

2. Please identify the primary specialization of your work. (Select only ONE response)	Percentage of Respondents (N=153)
Education	16.3%
Environment and natural resources	10.5%
Energy and extractives	8.5%
Agriculture	8.5%
Other	8.5%
Urban, rural, and social development	7.8%
Finance and markets	7.2%
Social protection and labor	5.9%
Jobs	5.2%
Health, nutrition, and population	3.9%
Transport and ICT	3.3%
Governance	3.3%
Generalist (specialized in multiple sectors)	3.3%
Public-private partnerships	2.6%
Macroeconomics and fiscal management	2.6%
Fragility, conflict and violence	.7%
Trade and competitiveness	.7%
Gender	.7%
Poverty	.7%

3. Currently, do you professionally collaborate/work with the World Bank Group (IBRD, IFC, or MIGA) in your country?	Percentage of Respondents (N=148)
Yes	8.8%
No	91.2%

4. Which of the following describes most of your exposure to the World Bank Group in Equatorial Guinea? (Choose no more than TWO)	Percentage of Respondents (Responses Combined; N=125)
Observer (i.e., follow in media, discuss in informal conversations, etc.)	36.8%
Use World Bank Group reports/data	30.4%
Engage in World Bank Group related/sponsored events/activities	21.6%
Collaborate as part of my professional duties	31.2%
Use World Bank Group website for information, data, research, etc.	28.0%

5. What's your gender?	Percentage of Respondents (N=159)
Female	35.8%
Male	64.2%

6. Which best represents your geographic location?	Percentage of Respondents (N=159)
Malabo	86.8%
Outside Malabo	13.2%



Appendix B: Responses to All Questions by Stakeholder Groups¹

Office of the President/Prime Minister/Minister N=19 ● Government Institutions N=23 ● Local Government N=11 ● Bilateral/Multilateral Agencies N=9 ● Private Sector/Financial Sector/Private Bank N=35 ● Civil Society N=10 ● Youth Groups N=16 ● Academia N=14 ● Other N=14

A. General Issues facing Equatorial Guinea

In general, would you say that Equatorial Guinea is headed in...?*

Percentage of Respondents	Office of the President/ Prime Minister/Minister	Government Institution	Local Government	Bilateral/ Multilateral Agency	Private Sector/ Financial Sector/ Private Banks	Civil Society	Youth Group	Academia	Other
The right direction	23.5%	31.8%	18.2%	33.3%	8.6%	22.2%		7.1%	7.1%
The wrong direction	41.2%	40.9%	36.4%	66.7%	65.7%	44.4%	66.7%	21.4%	57.1%
Not sure	35.3%	27.3%	45.5%		25.7%	33.3%	33.3%	71.4%	35.7%

*Significantly different between stakeholder groups

B. Overall Attitudes toward the World Bank Group

	Office of the President/ PM/Minister		Government Institution		Local Government		Bilateral/ Multilateral Agency		Private/ Financial Sector/ Bank		Civil Society		Youth Group		Academia		Other	
	N	Mean	N	Mean	N	Mean	N	Mean	N	Mean	N	Mean	N	Mean	N	Mean	N	Mean
How familiar are you with the work of the World Bank Group in Equatorial Guinea?	18	4.00	22	3.14	8	3.00	7	2.57	35	3.09	8	3.13	13	4.62	11	3.00	14	3.00

(1-Not familiar at all, 10-Extremely familiar)

	Office of the President/ PM/Minister		Government Institution		Local Government		Bilateral/ Multilateral Agency		Private/ Financial Sector/ Bank		Civil Society		Youth Group		Academia		Other	
	N	Mean	N	Mean	N	Mean	N	Mean	N	Mean	N	Mean	N	Mean	N	Mean	N	Mean
Overall, please rate your impression of the WBG's effectiveness in Equatorial Guinea.	12	5.75	15	4.40	4	4.25	6	5.33	25	3.68	4	5.50	9	6.56	6	4.17	7	4.86

(1-Not effective at all, 10-Very effective)

¹ Only 151 respondents provided the information about their current positions. Thus, only these respondents were included in the across-stakeholder analysis presented in this Appendix.

**B. Overall Attitudes toward the World Bank Group (continued)**

	Office of the President/ PM/Minister		Government Institution		Local Government		Bilateral/ Multilateral Agency		Private/ Financial Sector/ Bank		Civil Society		Youth Group		Academia		Other	
	N	Mean	N	Mean	N	Mean	N	Mean	N	Mean	N	Mean	N	Mean	N	Mean	N	Mean
To what extent do you believe the World Bank Group's staff is well prepared to help Equatorial Guinea solve its most complicated development challenges?	11	7.27	14	6.57	7	6.71	4	7.00	26	6.81	5	6.60	8	7.50	8	6.75	9	7.22

(1-To no degree at all, 10-To a very significant degree)

**B. Overall Attitudes toward the World Bank Group (continued)**

When thinking about how the World Bank Group can have the most impact on development results in Equatorial Guinea, in which sectoral areas do you believe the World Bank Group should focus most of its resources (financial and knowledge services) in Equatorial Guinea? (Choose no more than THREE)

Percentage of Respondents (Responses combined)	Office of the President/ Prime Minister/Minister	Government Insitution	Local Government	Bilateral/ Multilateral Agency	Private Sector/ Financial Sector/ Private Banks	Civil Society	Youth Group	Academia	Other
Energy*	0.0%	0.0%	0.0%	11.1%	0.0%	0.0%	0.0%	0.0%	0.0%
Water and sanitation	15.8%	26.1%	10.0%	11.1%	20.0%	11.1%	0.0%	14.3%	42.9%
Pollution	0.0%	4.3%	0.0%	0.0%	2.9%	0.0%	0.0%	0.0%	0.0%
Job creation/employment*	42.1%	34.8%	20.0%	33.3%	37.1%	22.2%	68.8%	7.1%	14.3%
Health	31.6%	39.1%	10.0%	11.1%	40.0%	0.0%	25.0%	14.3%	28.6%
Financial markets	0.0%	0.0%	20.0%	0.0%	8.6%	11.1%	12.5%	7.1%	0.0%
Social protection	15.8%	4.3%	0.0%	0.0%	2.9%	22.2%	6.3%	7.1%	7.1%
Gender equity	5.3%	4.3%	20.0%	0.0%	0.0%	0.0%	6.3%	0.0%	0.0%
Private sector development	15.8%	8.7%	40.0%	22.2%	11.4%	22.2%	6.3%	21.4%	14.3%
Education	26.3%	39.1%	10.0%	22.2%	34.3%	44.4%	43.8%	42.9%	50.0%
Public sector governance/reform	21.1%	26.1%	10.0%	22.2%	31.4%	22.2%	6.3%	42.9%	14.3%
Global/regional integration	5.3%	4.3%	0.0%	0.0%	0.0%	0.0%	6.3%	0.0%	0.0%
Food security	31.6%	0.0%	20.0%	0.0%	11.4%	0.0%	6.3%	7.1%	14.3%
Urban development	0.0%	4.3%	0.0%	0.0%	2.9%	0.0%	6.3%	0.0%	0.0%
Judiciary reform	0.0%	8.7%	0.0%	0.0%	2.9%	11.1%	0.0%	0.0%	0.0%
Economic growth	10.5%	13.0%	30.0%	33.3%	17.1%	0.0%	12.5%	7.1%	21.4%
Disaster risk management	0.0%	0.0%	0.0%	0.0%	0.0%	0.0%	0.0%	0.0%	0.0%
Equality of opportunity	0.0%	4.3%	10.0%	0.0%	5.7%	22.2%	6.3%	7.1%	7.1%
National statistical system development	10.5%	0.0%	10.0%	11.1%	5.7%	0.0%	0.0%	7.1%	0.0%
Information and communications technology	0.0%	0.0%	0.0%	0.0%	5.7%	0.0%	6.3%	7.1%	0.0%
Transport*	5.3%	0.0%	0.0%	0.0%	0.0%	22.2%	0.0%	0.0%	0.0%
Agriculture and rural development	26.3%	21.7%	20.0%	33.3%	28.6%	22.2%	25.0%	28.6%	50.0%
Foreign trade	0.0%	4.3%	10.0%	11.1%	2.9%	0.0%	6.3%	7.1%	0.0%
Crime and violence	0.0%	0.0%	10.0%	11.1%	5.7%	0.0%	0.0%	0.0%	0.0%
Natural resource management	0.0%	4.3%	10.0%	11.1%	0.0%	11.1%	6.3%	7.1%	0.0%
Climate change*	0.0%	13.0%	0.0%	0.0%	0.0%	22.2%	0.0%	0.0%	0.0%
Poverty reduction	15.8%	13.0%	20.0%	33.3%	5.7%	22.2%	12.5%	35.7%	21.4%
Anti-corruption	21.1%	21.7%	20.0%	22.2%	11.4%	11.1%	25.0%	28.6%	14.3%

*Significantly different between stakeholder groups

**B. Overall Attitudes toward the World Bank Group (continued)**

When thinking about the World Bank Group's role, which activity do you believe is of greatest VALUE and which activity is of second greatest value in Equatorial Guinea?

Greatest Value Percentage of Respondents	Office of the President/ Prime Minister/Minister	Government Insitution	Local Government	Bilateral/ Multilateral Agency	Private Sector/ Financial Sector/ Private Banks	Civil Society	Youth Group	Academia	Other
Bringing together different groups of stakeholders	0.0%	0.0%	0.0%	0.0%	13.6%	0.0%	14.3%	0.0%	0.0%
Capacity development	33.3%	25.0%	16.7%	50.0%	36.4%	33.3%	14.3%	18.2%	12.5%
Technical assistance	11.1%	25.0%	66.7%	50.0%	4.5%	0.0%	14.3%	18.2%	25.0%
Policy advice, studies, analyses	22.2%	16.7%	0.0%	0.0%	22.7%	33.3%	14.3%	45.5%	25.0%
Financial resources	11.1%	25.0%	16.7%	0.0%	9.1%	0.0%	42.9%	18.2%	12.5%
Data and statistics	22.2%	8.3%	0.0%	0.0%	4.5%	0.0%	0.0%	0.0%	0.0%
Promoting international knowledge sharing*	0.0%	0.0%	0.0%	0.0%	0.0%	33.3%	0.0%	0.0%	12.5%
Implementation support	0.0%	0.0%	0.0%	0.0%	4.5%	0.0%	0.0%	0.0%	0.0%
Mobilizing third party financial resources	0.0%	0.0%	0.0%	0.0%	0.0%	0.0%	0.0%	0.0%	0.0%
Donor coordination	0.0%	0.0%	0.0%	0.0%	4.5%	0.0%	0.0%	0.0%	0.0%
Other	0.0%	0.0%	0.0%	0.0%	0.0%	0.0%	0.0%	0.0%	12.5%

*Significantly different between stakeholder groups

2nd Greatest Value Percentage of Respondents	Office of the President/ Prime Minister/Minister	Government Insitution	Local Government	Bilateral/ Multilateral Agency	Private Sector/ Financial Sector/ Private Banks	Civil Society	Youth Group	Academia	Other
Bringing together different groups of stakeholders	0.0%	0.0%	0.0%	0.0%	0.0%	0.0%	16.7%	0.0%	0.0%
Capacity development	0.0%	0.0%	0.0%	0.0%	4.8%	33.3%	0.0%	11.1%	28.6%
Technical assistance	0.0%	16.7%	25.0%	0.0%	4.8%	0.0%	0.0%	0.0%	0.0%
Policy advice, studies, analyses	0.0%	25.0%	25.0%	100.0%	23.8%	0.0%	16.7%	0.0%	14.3%
Financial resources	14.3%	8.3%	25.0%	0.0%	38.1%	0.0%	16.7%	22.2%	0.0%
Data and statistics	14.3%	8.3%	0.0%	0.0%	9.5%	0.0%	16.7%	0.0%	14.3%
Promoting international knowledge sharing	42.9%	16.7%	0.0%	0.0%	9.5%	0.0%	0.0%	11.1%	28.6%
Implementation support	0.0%	8.3%	0.0%	0.0%	4.8%	33.3%	16.7%	33.3%	14.3%
Mobilizing third party financial resources	28.6%	16.7%	25.0%	0.0%	0.0%	33.3%	16.7%	11.1%	0.0%
Donor coordination	0.0%	0.0%	0.0%	0.0%	0.0%	0.0%	0.0%	11.1%	0.0%
Other	0.0%	0.0%	0.0%	0.0%	4.8%	0.0%	0.0%	0.0%	0.0%

**B. Overall Attitudes toward the World Bank Group (continued)**

Which of the following do you identify as the World Bank Group's greatest WEAKNESSES in its work in Equatorial Guinea? (Choose no more than TWO)

Percentage of Respondents (Responses combined)	Office of the President/ Prime Minister/Minister	Government Insitution	Local Government	Bilateral/ Multilateral Agency	Private Sector/ Financial Sector/ Private Banks	Civil Society	Youth Group	Academia	Other
World Bank Group's processes too complex	11.1%	8.7%	0.0%	0.0%	8.8%	12.5%	6.3%	0.0%	14.3%
Not willing to honestly criticize policies and reform efforts in the country	38.9%	26.1%	27.3%	14.3%	29.4%	62.5%	37.5%	14.3%	35.7%
Staff too inaccessible	11.1%	8.7%	0.0%	0.0%	2.9%	0.0%	0.0%	14.3%	0.0%
World Bank Group's processes too slow	27.8%	8.7%	18.2%	14.3%	17.6%	0.0%	18.8%	14.3%	0.0%
Not aligned with other donors' work	0.0%	4.3%	0.0%	0.0%	0.0%	0.0%	12.5%	0.0%	0.0%
Not aligned with country priorities	0.0%	8.7%	0.0%	28.6%	8.8%	12.5%	0.0%	21.4%	7.1%
Not adequately sensitive to political/social realities in Equatorial Guinea	11.1%	17.4%	18.2%	14.3%	32.4%	12.5%	18.8%	14.3%	21.4%
Too influenced by developed countries*	11.1%	21.7%	36.4%	0.0%	0.0%	0.0%	12.5%	14.3%	14.3%
Not exploring alternative policy options	5.6%	0.0%	9.1%	0.0%	11.8%	25.0%	0.0%	0.0%	14.3%
Not collaborating enough with stakeholders outside the Government	5.6%	17.4%	9.1%	14.3%	11.8%	0.0%	25.0%	7.1%	0.0%
Its advice and strategies do not lend themselves to practical problem solving	16.7%	13.0%	9.1%	28.6%	0.0%	0.0%	6.3%	7.1%	0.0%
Not enough public disclosure of its work	5.6%	17.4%	9.1%	57.1%	11.8%	25.0%	12.5%	28.6%	14.3%
Arrogant in its approach	5.6%	0.0%	0.0%	0.0%	5.9%	0.0%	0.0%	0.0%	0.0%
Not client-focused	0.0%	0.0%	9.1%	0.0%	5.9%	0.0%	0.0%	7.1%	0.0%
The credibility of its knowledge/data	0.0%	0.0%	0.0%	0.0%	5.9%	0.0%	12.5%	0.0%	7.1%
Other	5.6%	0.0%	0.0%	0.0%	2.9%	0.0%	0.0%	0.0%	14.3%
Don't know	22.2%	17.4%	27.3%	14.3%	23.5%	25.0%	18.8%	21.4%	35.7%

*Significantly different between stakeholder groups

**B. Overall Attitudes toward the World Bank Group (continued)**

Which World Bank Group's instruments do you believe are the MOST effective reducing poverty in Equatorial Guinea? (Choose no more than TWO)

Percentage of Respondents (Responses combined)	Office of the President/ Prime Minister/Minister	Government Insitution	Local Government	Bilateral/ Multilateral Agency	Private Sector/ Financial Sector/ Private Banks	Civil Society	Youth Group	Academia	Other
Knowledge products/services*	35.3%	30.4%	18.2%	42.9%	60.0%	22.2%	56.3%	14.3%	35.7%
Technical assistance	52.9%	65.2%	45.5%	57.1%	51.4%	55.6%	18.8%	57.1%	50.0%
Capacity development related to World Bank Group supported projects	52.9%	65.2%	54.5%	42.9%	57.1%	55.6%	62.5%	71.4%	78.6%
Other	17.6%	0.0%	9.1%	0.0%	2.9%	11.1%	6.3%	0.0%	21.4%
Don't know	17.6%	8.7%	36.4%	28.6%	8.6%	22.2%	31.3%	14.3%	0.0%

*Significantly different between stakeholder groups

How EFFECTIVE do you believe the World Bank Group is in terms of the capacity building work it does in each of the following areas in Equatorial Guinea?

(1-Not effective at all, 10-Very effective)

	Office of the President/ PM/Minister		Government Insitution		Local Government		Bilateral/ Multilateral Agency		Private/ Financial Sector/ Bank		Civil Society		Youth Group		Academia		Other	
	N	Mean	N	Mean	N	Mean	N	Mean	N	Mean	N	Mean	N	Mean	N	Mean	N	Mean
Project implementation (or other organizational strengthening)	4	5.75	8	5.37	1	4.00			10	3.60	3	4.67	3	5.00	4	7.25	4	5.75
Citizen engagement (incorporating citizens' voices into development)	6	5.33	12	3.92	3	1.67	1	3.00	12	3.58			5	4.40	5	6.20	5	4.40
Policy design (for clarity and better incentives to achieve development goals)	7	5.29	11	5.45	4	4.00	1	2.00	11	4.18	3	5.00	5	4.80	4	6.25	5	7.00
Policy monitoring (for more informed public decision making processes)	6	5.83	10	4.80	3	2.67	1	4.00	12	4.33	3	4.33	3	4.33	4	7.00	4	7.00
Public investment management (for prioritizing and linking investment to development goals)	5	4.80	11	5.45	4	6.50	1	10.00	12	4.25	1	5.00	5	6.00	4	6.25	6	7.00
Official statistics (availability and quality)	7	5.00	10	5.90	5	7.00	3	5.67	13	4.08	1	9.00	4	6.25	6	6.50	7	8.29
Human resource management in government institutions	7	4.14	12	5.67	3	3.33	1	4.00	9	4.33	1	4.00	5	4.00	5	6.40	2	4.50
Institutional memory (to facilitate building institutional knowledge stock)	4	6.25	9	4.56	2	5.00	1	5.00	12	4.58	2	6.50	3	6.67	2	4.50	3	5.67

**B. Overall Attitudes toward the World Bank Group (continued)**

When thinking about how to improve capacity building in Equatorial Guinea to help ensure better development results, looking forward, how **IMPORTANT** is it for the World Bank Group to be involved in the following aspects of capacity building? (1-Not important at all, 10-Very important)

	Office of the President/ PM/Minister		Government Institution		Local Government		Bilateral/ Multilateral Agency		Private/ Financial Sector/ Bank		Civil Society		Youth Group		Academia		Other	
	N	Mean	N	Mean	N	Mean	N	Mean	N	Mean	N	Mean	N	Mean	N	Mean	N	Mean
Project implementation (or other organizational strengthening)	4	8.00	16	7.25	4	4.75	1	6.00	17	6.47	4	7.00	5	7.40	7	6.29	9	8.44
Citizen engagement (incorporating citizens' voices into development)	8	7.13	16	7.00	5	6.00	1	6.00	22	7.14	5	8.60	8	7.00	8	7.88	11	7.18
Policy design (for clarity and better incentives to achieve development goals)	6	6.83	18	8.00	4	5.75	3	7.67	23	7.35	5	7.80	7	7.43	8	8.25	8	7.38
Policy monitoring (for more informed public decision making processes)	6	5.83	18	7.33	4	6.25	2	7.00	18	6.33	5	8.40	4	7.50	7	6.86	11	7.18
Public investment management (for prioritizing and linking investment to development goals)	7	7.71	17	7.53	6	6.67	2	7.50	22	7.32	5	9.00	6	7.50	8	8.75	12	8.42
Official statistics (availability and quality)	7	7.14	17	7.53	6	6.00	1	6.00	19	7.05	5	8.40	5	8.00	7	8.57	11	8.36
Human resource management in government institutions	6	6.83	16	8.06	3	6.67	3	7.33	21	7.62	5	8.60	6	7.33	8	8.50	11	7.73
Institutional memory (to facilitate building institutional knowledge stock)	6	6.00	13	7.23	4	6.00	1	7.00	16	6.50	5	8.00	6	7.33	6	7.33	9	8.11

**B. Overall Attitudes toward the World Bank Group (continued)**

In addition to the regular relations with the national government, which TWO of the following groups should the World Bank Group collaborate with more in your country? (Choose no more than TWO)

Percentage of Respondents (Responses combined)	Office of the President/ Prime Minister/Minister	Government Insitution	Local Government	Bilateral/ Multilateral Agency	Private Sector/ Financial Sector/ Private Banks	Civil Society	Youth Group	Academia	Other
Beneficiaries	0.0%	8.7%	9.1%	16.7%	11.4%	11.1%	0.0%	7.7%	0.0%
Youth/University Groups	31.6%	30.4%	54.5%	16.7%	34.3%	11.1%	50.0%	38.5%	53.8%
Private Sector	31.6%	34.8%	36.4%	33.3%	37.1%	22.2%	25.0%	15.4%	38.5%
Local Government	15.8%	13.0%	9.1%	33.3%	14.3%	11.1%	6.3%	0.0%	7.7%
Donor Community*	0.0%	0.0%	18.2%	33.3%	2.9%	0.0%	12.5%	7.7%	0.0%
NGOs/Community-Based Organizations	10.5%	21.7%	18.2%	16.7%	25.7%	66.7%	31.3%	38.5%	23.1%
Academia/Think Tanks/Research Institutes	52.6%	65.2%	45.5%	16.7%	40.0%	77.8%	31.3%	69.2%	38.5%
Parliament	0.0%	4.3%	0.0%	0.0%	5.7%	0.0%	0.0%	7.7%	0.0%
Foundations	0.0%	4.3%	9.1%	0.0%	0.0%	0.0%	18.7%	0.0%	7.7%
Media	10.5%	13.0%	0.0%	0.0%	5.7%	0.0%	25.0%	0.0%	15.4%
Other	10.5%	4.3%	0.0%	16.7%	14.3%	0.0%	0.0%	0.0%	0.0%
Don't know	15.8%	0.0%	0.0%	0.0%	2.9%	0.0%	0.0%	0.0%	7.7%

*Significantly different between stakeholder groups

To what extent do you agree with the following statements about the World Bank Group's work in Equatorial Guinea? (1-Strongly disagree, 10-Strongly agree)

	Office of the President/ PM/Minister		Government Insitution		Local Government		Bilateral/ Multilateral Agency		Private/ Financial Sector/ Bank		Civil Society		Youth Group		Academia		Other	
	N	Mean	N	Mean	N	Mean	N	Mean	N	Mean	N	Mean	N	Mean	N	Mean	N	Mean
Overall the WBG currently plays a relevant role in development in Equatorial Guinea	10	6.20	18	5.17	4	8.00	3	5.00	27	4.48	6	4.50	12	4.42	9	6.78	8	6.13
The World Bank Group's work is aligned with what I consider the development priorities for Equatorial Guinea	10	6.50	17	4.94	5	6.80	2	7.00	28	4.68	6	5.83	9	4.56	10	5.70	8	6.87

**B. Overall Attitudes toward the World Bank Group (continued)**

To what extent is the World Bank Group an effective development partner in Equatorial Guinea, in terms of each of the following?

(1-To no degree at all, 10-To a very significant degree)

	Office of the President/ PM/Minister		Government Institution		Local Government		Bilateral/ Multilateral Agency		Private/ Financial Sector/ Bank		Civil Society		Youth Group		Academia		Other	
	N	Mean	N	Mean	N	Mean	N	Mean	N	Mean	N	Mean	N	Mean	N	Mean	N	Mean
Responsiveness to needs	6	5.33	16	4.38	7	4.86	2	2.00	26	4.46	3	4.33	7	6.14	4	6.25	8	5.00
Flexibility (in terms of the institution's products and services)	5	4.80	15	5.33	7	3.71	1	4.00	22	4.77	3	4.00	10	5.20	5	6.00	7	6.14
Flexibility (in terms of changing country circumstances)	4	5.25	14	6.21	6	3.67	1	6.00	27	4.59	4	5.50	10	4.70	5	6.60	7	5.43
Being inclusive	5	4.20	14	5.21	7	4.71	2	4.00	24	4.33	2	2.50	10	5.70	4	6.75	5	5.60
Openness (sharing data and other information)	7	5.29	15	6.07	6	4.33	3	7.67	24	5.29	3	5.67	6	5.83	6	7.50	8	5.88
Collaboration with the Government	7	5.71	18	6.56	6	7.67	4	7.25	25	7.04	4	4.75	9	7.56	7	8.43	9	8.33
The speed in which it gets things accomplished on the ground	6	3.83	14	4.21	5	4.80	2	2.50	25	4.32	4	4.25	10	5.90	6	6.00	7	5.86
Helping to bring discipline/effective supervision to implementation of investment	7	4.57	15	5.27	6	5.67	1	3.00	24	4.38	3	5.00	8	6.50	5	7.40	7	6.43
Collaboration with civil society	7	3.86	16	4.63	7	3.00	3	5.67	27	4.33	3	5.00	8	5.00	6	6.33	9	4.44
Staff accessibility	4	5.75	14	5.14	7	4.57	2	3.50	23	4.52	4	3.75	8	5.25	6	5.50	4	5.75
Collaboration with other donors and development partners	4	7.00	14	5.57	7	6.43	2	3.00	22	5.27	4	5.75	6	7.17	5	7.80	7	7.43
Collaboration with the private sector	6	4.33	15	4.60	5	6.40	2	3.00	25	5.48	3	2.67	7	6.57	5	5.80	8	7.12
Straightforwardness and honesty	6	4.33	15	5.27	6	5.00	1	5.00	23	6.13	4	6.50	7	6.86	6	8.00	8	7.38
Treating clients and stakeholders in Equatorial Guinea with respect	5	7.20	13	7.00	6	7.33	1	5.00	24	6.13	4	6.00	7	7.14	4	8.25	7	6.43
Being a long-term partner	6	8.17	15	6.60	7	6.86	1	7.00	25	6.48	6	8.00	6	8.00	5	9.00	7	7.86

**B. Overall Attitudes toward the World Bank Group (continued)**

When World Bank Group assisted reform efforts fail or are slow to take place, which of the following would you attribute this to? (Choose no more than TWO)

Percentage of Respondents (Responses combined)	Office of the President/ Prime Minister/Minister	Government Insitution	Local Government	Bilateral/ Multilateral Agency	Private Sector/ Financial Sector/ Private Banks	Civil Society	Youth Group	Academia	Other
The World Bank Group does not do adequate follow through/follow-up*	5.9%	4.8%	18.2%	0.0%	34.3%	0.0%	6.7%	14.3%	8.3%
Political pressures and obstacles	47.1%	42.9%	18.2%	28.6%	37.1%	75.0%	53.3%	35.7%	25.0%
Reforms are not well thought out in light of country challenges	11.8%	14.3%	27.3%	28.6%	22.9%	25.0%	20.0%	21.4%	16.7%
Poor coordination within the Government	17.6%	33.3%	27.3%	28.6%	28.6%	0.0%	33.3%	0.0%	33.3%
The Government works inefficiently	29.4%	19.0%	27.3%	14.3%	14.3%	25.0%	0.0%	42.9%	33.3%
Poor donor coordination	5.9%	4.8%	0.0%	14.3%	0.0%	0.0%	0.0%	7.1%	0.0%
The World Bank Group is not sensitive enough to political/social realities on the ground	17.6%	19.0%	27.3%	28.6%	17.1%	12.5%	13.3%	14.3%	25.0%
Lack of/inadequate levels of capacity in Government	5.9%	4.8%	18.2%	0.0%	17.1%	25.0%	6.7%	14.3%	25.0%
There is not an adequate level of citizen/civil society participation	17.6%	42.9%	27.3%	57.1%	14.3%	37.5%	26.7%	21.4%	16.7%
The World Bank Group works too slowly	11.8%	9.5%	9.1%	0.0%	11.4%	0.0%	13.3%	0.0%	0.0%
Poor coordination within the World Bank Group	11.8%	0.0%	0.0%	0.0%	2.9%	0.0%	13.3%	0.0%	0.0%
Other	11.8%	0.0%	0.0%	0.0%	0.0%	0.0%	6.7%	7.1%	8.3%

*Significantly different between stakeholder groups



C. World Bank Group's Effectiveness and Results

How EFFECTIVE do you believe the World Bank Group is in terms of the work it does in the following areas of development in Equatorial Guinea?

(1-Not effective at all, 10-Very effective)

	Office of the President/ PM/Minister		Government Institution		Local Government		Bilateral/ Multilateral Agency		Private/ Financial Sector/ Bank		Civil Society		Youth Group		Academia		Other	
	N	Mean	N	Mean	N	Mean	N	Mean	N	Mean	N	Mean	N	Mean	N	Mean	N	Mean
Poverty reduction	7	4.86	12	5.50	4	4.50	2	6.50	18	4.61	2	3.00	6	4.00	5	4.60	6	5.50
Economic growth	7	5.57	12	5.25	6	4.67	1	4.00	19	5.32	3	5.00	5	4.00	5	6.40	6	5.17
Public sector governance/reform	5	7.20	11	4.00	6	4.00	1	4.00	13	4.62	3	3.33	4	3.50	5	5.40	5	5.00
Macroeconomics and fiscal management	5	6.80	9	5.78	4	6.25	1	4.00	15	5.07	3	5.33	4	4.50	4	6.75	3	5.00
National statistical system development	9	5.89	12	5.08	5	4.80	2	7.00	17	5.59	4	5.00	4	4.50	3	6.33	4	4.75
Private sector development	8	4.75	10	5.20	5	5.20	1	4.00	17	5.41	4	5.00	5	3.40	4	5.25	5	5.60

	Office of the President/ PM/Minister		Government Institution		Local Government		Bilateral/ Multilateral Agency		Private/ Financial Sector/ Bank		Civil Society		Youth Group		Academia		Other	
	N	Mean	N	Mean	N	Mean	N	Mean	N	Mean	N	Mean	N	Mean	N	Mean	N	Mean
To what extent does the World Bank Group's work help to achieve development results in Equatorial Guinea?	10	5.30	14	5.36	7	7.14	2	6.50	26	6.04	5	5.20	12	5.92	7	5.86	8	5.88

(1-To no degree at all, 10-To a very significant degree)

	Office of the President/ PM/Minister		Government Institution		Local Government		Bilateral/ Multilateral Agency		Private/ Financial Sector/ Bank		Civil Society		Youth Group		Academia		Other	
	N	Mean	N	Mean	N	Mean	N	Mean	N	Mean	N	Mean	N	Mean	N	Mean	N	Mean
To what extent do you agree that the World Bank Group meets Equatorial Guinea's needs for knowledge services?	11	6.45	15	5.33	8	5.00	2	7.00	26	4.92	6	5.00	8	4.00	8	5.25	11	6.09

(1-Strongly disagree, 10-Strongly agree)



C. World Bank Group's Effectiveness and Results (continued)

	Office of the President/ PM/Minister		Government Institution		Local Government		Bilateral/ Multilateral Agency		Private/ Financial Sector/ Bank		Civil Society		Youth Group		Academia		Other	
	N	Mean	N	Mean	N	Mean	N	Mean	N	Mean	N	Mean	N	Mean	N	Mean	N	Mean
To what extent do you believe that Equatorial Guinea received value for money from the WBG's reimbursable advisory services (RAS)?	7	5.86	9	5.11	2	5.50	1	10.00	19	6.63	4	6.00	5	7.40	4	5.25	4	6.75

(1-To no degree at all, 10-To a very significant degree)

D. The World Bank Group's Knowledge Work and Activities

How frequently do you consult World Bank Group's knowledge work and activities in the work you do? (Select only ONE response)

Percentage of Respondents	Office of the President/ Prime Minister/Minister	Government Institution	Local Government	Bilateral/ Multilateral Agency	Private Sector/ Financial Sector/ Private Banks	Civil Society	Youth Group	Academia	Other
Weekly	5.6%	8.7%							
Monthly	5.6%	4.3%			8.6%	11.1%			
A few times a year	16.7%	8.7%	18.2%	16.7%	20.0%	11.1%	26.7%	38.5%	
Rarely	33.3%	21.7%	27.3%	16.7%	20.0%	55.6%	20.0%	23.1%	14.3%
Never	38.9%	56.5%	54.5%	66.7%	51.4%	22.2%	53.3%	38.5%	85.7%

**D. The World Bank Group's Knowledge Work and Activities (continued)**

In Equatorial Guinea, to what extent do you believe that the World Bank Group's knowledge work and activities: (1-To no degree at all, 10-To a very significant degree)

	Office of the President/ PM/Minister		Government Institution		Local Government		Bilateral/ Multilateral Agency		Private/ Financial Sector/ Bank		Civil Society		Youth Group		Academia		Other	
	N	Mean	N	Mean	N	Mean	N	Mean	N	Mean	N	Mean	N	Mean	N	Mean	N	Mean
Are timely	6	6.17	14	6.14	5	8.40	2	7.00	22	6.50	3	7.00	5	4.80	8	7.38	5	5.80
Include appropriate level of stakeholder involvement during preparation	6	7.67	15	6.20	5	7.60	1	4.00	21	5.95	2	4.50	4	5.50	4	4.75	2	9.00
Lead to practical solutions	8	6.00	14	6.29	4	7.00	1	5.00	21	5.52	2	3.00	4	4.50	6	7.00	4	7.25
Are accessible (well written and easy to understand)	7	4.86	16	5.44	5	7.40	1	5.00	22	5.64	4	5.50	2	3.50	7	6.14	4	5.25
Are source of relevant information on global good practices	8	6.88	16	6.81	5	5.80	2	7.50	23	6.39	4	5.75	3	4.33	6	7.83	6	8.33
Are relevant to country challenges	7	7.71	15	6.80	5	5.40	1	3.00	22	6.50	4	5.50	4	4.75	6	7.83	4	7.75
Are adequately disseminated	5	4.00	13	4.85	5	5.60	1	4.00	21	5.57	4	5.25	4	3.75	6	5.00	4	7.50
Are translated enough into the official local language	7	6.57	14	5.86	6	5.17	1	6.00	22	5.68	4	5.00	5	4.60	7	7.86	3	6.67
Are adaptable to Equatorial Guinea's specific development challenges and country circumstances	8	6.25	15	5.53	6	6.17	1	4.00	25	5.68	4	5.00	5	5.00	6	6.83	5	6.20

	Office of the President/ PM/Minister		Government Institution		Local Government		Bilateral/ Multilateral Agency		Private/ Financial Sector/ Bank		Civil Society		Youth Group		Academia		Other	
	N	Mean	N	Mean	N	Mean	N	Mean	N	Mean	N	Mean	N	Mean	N	Mean	N	Mean
Overall, how significant a contribution do you believe the World Bank Group's knowledge work and activities make to development results in your country?	13	8.00	18	6.33	7	8.43	4	6.25	28	7.64	6	7.83	14	7.21	11	8.36	7	7.43
Overall, how would you rate the technical quality of the World Bank Group's knowledge work and activities?	12	7.33	17	6.59	6	7.00	5	8.00	26	6.46	6	7.17	13	6.08	9	5.89	7	7.14

(1-Not significant at all, 10-Very significant; 1-Very low technical quality, 10-Very high technical quality)

**E. Working with the World Bank Group**

To what extent do you agree/disagree with the following statements? (1-Strongly disagree, 10-Strongly agree)

	Office of the President/ PM/Minister		Government Institution		Local Government		Bilateral/ Multilateral Agency		Private/ Financial Sector/ Bank		Civil Society		Youth Group		Academia		Other	
	N	Mean	N	Mean	N	Mean	N	Mean	N	Mean	N	Mean	N	Mean	N	Mean	N	Mean
The WBG effectively monitors and evaluates the projects and programs it supports	11	6.64	17	5.94	6	7.50	2	8.00	24	6.38	6	5.83	11	4.64	9	6.33	8	6.38
The World Bank Group's approvals and reviews are done in a timely fashion	9	6.44	13	5.00	7	6.29	1	6.00	23	6.52	5	4.00	9	4.56	7	5.57	6	5.00
The World Bank Group takes decisions quickly in Equatorial Guinea	7	2.71	13	3.62	6	4.33	2	3.00	22	4.86	4	2.00	7	3.57	5	3.20	7	6.14
Working with the World Bank Group increases Equatorial Guinea's institutional capacity	7	5.29	15	4.67	10	5.70	3	5.33	24	5.58	6	4.33	9	4.44	8	4.75	8	5.88
Where country systems are adequate, the WBG makes appropriate use of them	8	5.88	14	4.57	6	4.83	1	5.00	23	6.39	5	5.60	7	4.29	5	7.00	6	4.50

	Office of the President/ PM/Minister		Government Institution		Local Government		Bilateral/ Multilateral Agency		Private/ Financial Sector/ Bank		Civil Society		Youth Group		Academia		Other	
	N	Mean	N	Mean	N	Mean	N	Mean	N	Mean	N	Mean	N	Mean	N	Mean	N	Mean
To what extent do you believe that the World Bank Group's work helps to find solutions that promote private public partnerships in Equatorial Guinea?	11	5.18	14	4.43	3	3.67	4	4.25	29	5.21	5	3.60	14	4.79	6	5.17	11	5.82

(1-To no degree at all, 10-To a very significant degree)

	Office of the President/ PM/Minister		Government Institution		Local Government		Bilateral/ Multilateral Agency		Private/ Financial Sector/ Bank		Civil Society		Youth Group		Academia		Other	
	N	Mean	N	Mean	N	Mean	N	Mean	N	Mean	N	Mean	N	Mean	N	Mean	N	Mean
To what extent do you believe the World Bank Group measures and corrects its work in real time in Equatorial Guinea?	5	6.40	11	5.18	3	8.00	3	5.67	21	5.62	5	4.60	10	6.10	7	6.57	9	5.22

(1-To no degree at all, 10-To a very significant degree)

**F. The Future Role of the World Bank Group in Equatorial Guinea**Which of the following **SHOULD** the World Bank Group do to make itself of greater value in Equatorial Guinea? (Choose no more than TWO)

Percentage of Respondents (Responses combined)	Office of the President/ Prime Minister/Minister	Government Insitution	Local Government	Bilateral/ Multilateral Agency	Private Sector/ Financial Sector/ Private Banks	Civil Society	Youth Group	Academia	Other
Offer more innovative knowledge services	5.9%	26.1%	27.3%	25.0%	14.3%	0.0%	20.0%	14.3%	7.1%
Collaborate more effectively with Government clients	23.5%	13.0%	18.2%	25.0%	20.0%	0.0%	6.7%	14.3%	0.0%
Work faster	17.6%	4.3%	0.0%	0.0%	20.0%	0.0%	20.0%	0.0%	0.0%
Reduce the complexity of obtaining World Bank Group financing	17.6%	17.4%	9.1%	12.5%	8.6%	22.2%	13.3%	14.3%	14.3%
Increase the availability of technical assistance	29.4%	13.0%	27.3%	12.5%	5.7%	22.2%	6.7%	21.4%	14.3%
Help to bring discipline/effective supervision to implementation of investment projects	11.8%	26.1%	9.1%	12.5%	31.4%	33.3%	33.3%	28.6%	28.6%
Offer more innovative financial products	11.8%	4.3%	9.1%	25.0%	5.7%	22.2%	6.7%	0.0%	7.1%
Ensure greater selectivity in its work	0.0%	4.3%	0.0%	0.0%	0.0%	0.0%	13.3%	0.0%	0.0%
Provide more adequate data/knowledge/statistics/figures on Equatorial Guinea's economy	11.8%	21.7%	36.4%	12.5%	14.3%	11.1%	13.3%	21.4%	21.4%
Improve the competitiveness of its financing compared to markets	11.8%	4.3%	0.0%	12.5%	11.4%	0.0%	20.0%	7.1%	14.3%
Reach out more to groups outside of Government	17.6%	30.4%	27.3%	25.0%	20.0%	44.4%	33.3%	21.4%	14.3%
Increase the level of capacity development in the country	17.6%	21.7%	18.2%	12.5%	14.3%	22.2%	6.7%	42.9%	28.6%
Better match of the profile of experts to Equatorial Guinea's specific environment and challenges	11.8%	8.7%	9.1%	25.0%	22.9%	22.2%	6.7%	7.1%	21.4%
Other	5.9%	4.3%	0.0%	0.0%	5.7%	0.0%	0.0%	0.0%	14.3%

*Significantly different between stakeholder groups



G. Communication and Information Sharing

How would you prefer to receive information from the World Bank Group? (Choose no more than TWO)

Percentage of Respondents (Responses combined)	Office of the President/ Prime Minister/Minister	Government Insitution	Local Government	Bilateral/ Multilateral Agency	Private Sector/ Financial Sector/ Private Banks	Civil Society	Youth Group	Academia	Other
WBG's publications and other written materials	44.4%	19.0%	40.0%	42.9%	25.7%	30.0%	50.0%	57.1%	50.0%
e-Newsletters*	0.0%	38.1%	20.0%	0.0%	22.9%	20.0%	12.5%	0.0%	28.6%
WBG's seminars/workshops/conferences*	72.2%	52.4%	20.0%	28.6%	51.4%	40.0%	31.3%	85.7%	42.9%
Mobile phones	5.6%	0.0%	0.0%	28.6%	2.9%	10.0%	12.5%	0.0%	7.1%
Direct contact with World Bank Group	38.9%	28.6%	40.0%	14.3%	25.7%	30.0%	18.8%	14.3%	14.3%
World Bank Group's website	22.2%	38.1%	40.0%	0.0%	28.6%	30.0%	25.0%	35.7%	21.4%
Social media	11.1%	14.3%	20.0%	57.1%	31.4%	30.0%	37.5%	0.0%	21.4%
Other	0.0%	0.0%	10.0%	14.3%	2.9%	0.0%	0.0%	0.0%	7.1%

*Significantly different between stakeholder groups

Are you aware of the WBG's Access to Information Policy under which the WBG will now disclose any information in its possession that is not a list of exceptions?

Percentage of Respondents	Office of the President/ Prime Minister/Minister	Government Insitution	Local Government	Bilateral/ Multilateral Agency	Private Sector/ Financial Sector/ Private Banks	Civil Society	Youth Group	Academia	Other
Yes	7.1%	4.8%	22.2%		2.9%	10.0%	20.0%	23.1%	15.4%
No	92.9%	95.2%	77.8%	100.0%	97.1%	90.0%	80.0%	76.9%	84.6%

Do you have reliable access to the Internet?

Percentage of Respondents	Office of the President/ Prime Minister/Minister	Government Insitution	Local Government	Bilateral/ Multilateral Agency	Private Sector/ Financial Sector/ Private Banks	Civil Society	Youth Group	Academia	Other
Yes	37.5%	47.6%	55.6%	60.0%	55.9%	50.0%	30.8%	28.6%	42.9%
No	62.5%	52.4%	44.4%	40.0%	44.1%	50.0%	69.2%	71.4%	57.1%

**G. Communication and Information Sharing (continued)**

Do you use/have used the World Bank Group website?

Percentage of Respondents	Office of the President/ Prime Minister/Minister	Government Institution	Local Government	Bilateral/ Multilateral Agency	Private Sector/ Financial Sector/ Private Banks	Civil Society	Youth Group	Academia	Other
Yes	25.0%	42.9%	25.0%	25.0%	17.6%	20.0%	8.3%	58.3%	23.1%
No	75.0%	57.1%	75.0%	75.0%	82.4%	80.0%	91.7%	41.7%	76.9%

Do you currently consult the World Bank Group social media sites (e.g., blogs, Facebook, Twitter, YouTube, and Flickr)?

Percentage of Respondents	Office of the President/ Prime Minister/Minister	Government Institution	Local Government	Bilateral/ Multilateral Agency	Private Sector/ Financial Sector/ Private Banks	Civil Society	Youth Group	Academia	Other
Yes	25.0%	25.0%	12.5%		23.5%	10.0%	21.4%	14.3%	15.4%
No	75.0%	75.0%	87.5%	100.0%	76.5%	90.0%	78.6%	85.7%	84.6%

H. Background Information

Which of the following describes most of your exposure to the World Bank Group in Equatorial Guinea? (Choose no more than TWO)

Percentage of Respondents (Responses combined)	Office of the President/ Prime Minister/Minister	Government Institution	Local Government	Bilateral/ Multilateral Agency	Private Sector/ Financial Sector/ Private Banks	Civil Society	Youth Group	Academia	Other
Observer	13.3%	57.1%	33.3%	50.0%	36.7%	50.0%	28.6%	23.1%	55.6%
Use World Bank Group reports/data	46.7%	19.0%	22.2%	50.0%	30.0%	33.3%	28.6%	30.8%	11.1%
Engage in WBG related/sponsored events/activities	20.0%	9.5%	22.2%	0.0%	30.0%	16.7%	35.7%	7.7%	22.2%
Collaborate as part of my professional duties	46.7%	23.8%	44.4%	25.0%	36.7%	33.3%	35.7%	15.4%	22.2%
Use World Bank Group website for information, data, research, etc.	20.0%	14.3%	22.2%	25.0%	26.7%	33.3%	35.7%	61.5%	33.3%



Appendix C: Responses to Indicator Questions by Geographic Location²

Malabo N=138 ● Outside Malabo N=21

B. Overall Attitudes toward the World Bank Group

	Malabo			Outside Malabo		
	N	Mean	SD	N	Mean	SD
How familiar are you with the work of the World Bank Group in Equatorial Guinea?	123	3.45	2.51	19	2.47	1.95

(1-Not familiar at all, 10-Extremely familiar)

	Malabo			Outside Malabo		
	N	Mean	SD	N	Mean	SD
Overall, please rate your impression of the World Bank Group's effectiveness in Equatorial Guinea.	83	4.78	3.07	10	3.10	2.38

(1-Not effective at all, 10-Very effective)

	Malabo			Outside Malabo		
	N	Mean	SD	N	Mean	SD
To what extent do you believe the WBG's staff is well prepared to help Equatorial Guinea solve its most complicated development challenges?	85	6.96	2.82	10	6.30	3.30

(1-To no degree at all, 10-To a very significant degree)

To what extent do you agree with the following statements about the World Bank Group's work in Equatorial Guinea?

	Malabo			Outside Malabo		
	N	Mean	SD	N	Mean	SD
Overall the World Bank Group currently plays a relevant role in development in Equatorial Guinea*	86	5.58	2.69	13	3.15	2.38
The WBG's work is aligned with what I consider the development priorities for Equatorial Guinea	86	5.56	2.73	10	3.90	2.28

(1-Strongly disagree, 10-Strongly agree) *Significantly different between locations.

²Only 159 respondents provided the information about their geographic location. Thus, only these respondents were included in the analysis presented in this Appendix.

**B. Overall Attitudes toward the World Bank Group (continued)**

To what extent is the World Bank Group an effective development partner in Equatorial Guinea, in terms of each of the following? (1-To no degree at all, 10-To a very significant degree)

	Malabo			Outside Malabo		
	N	Mean	SD	N	Mean	SD
Responsiveness to needs	69	5.09	2.90	13	3.69	3.35
Flexibility (in terms of the institution's products and services)	67	5.07	2.51	11	5.18	3.13
Flexibility (in terms of changing country circumstances)	68	5.29	2.46	12	4.42	3.18
Being inclusive	64	5.00	2.42	12	4.67	3.37
Openness (sharing data and other information)	69	6.06	2.73	12	4.33	3.03
Collaboration with the Government	75	7.23	2.44	16	6.38	3.22
The speed in which it gets things accomplished on the ground	68	4.93	2.72	14	4.07	2.92
Helping to bring discipline/effective supervision to implementation of investment projects	68	5.49	2.93	11	4.18	3.28
Collaboration with civil society	72	4.83	2.97	16	3.94	3.44
Staff accessibility	65	5.03	2.72	10	4.70	3.30
Collaboration with other donors and development partners	63	6.13	2.66	10	5.60	2.63
Collaboration with the private sector	67	5.52	3.00	11	4.91	3.45
Straightforwardness and honesty	69	6.28	2.88	9	5.00	3.35
Treating clients and stakeholders in Equatorial Guinea with respect	61	6.85	2.88	12	5.67	3.23
Being a long-term partner	70	7.17	2.75	10	6.80	2.74

C. World Bank Group's Sectoral Effectiveness and Results

	Malabo			Outside Malabo		
	N	Mean	SD	N	Mean	SD
To what extent does the WBG's work help to achieve development results in Equatorial Guinea?*	78	6.27	3.08	15	4.00	2.93

(1-To no degree at all, 10-To a very significant degree) *Significantly different between locations.

	Malabo			Outside Malabo		
	N	Mean	SD	N	Mean	SD
To what extent do you agree that the World Bank Group meets Equatorial Guinea's needs for knowledge services?*	84	5.55	3.04	14	3.29	2.64

(1-Strongly disagree, 10-Strongly agree) *Significantly different between locations.

**D. The World Bank Group's Knowledge Work and Activities****In Equatorial Guinea, to what extent do you believe that the World Bank Group's knowledge work and activities:**

	Malabo			Outside Malabo		
	N	Mean	SD	N	Mean	SD
Are adaptable to Equatorial Guinea's specific development challenges and country circumstances*	65	6.15	2.89	11	3.82	2.60

*(1-To no degree at all, 10-To a very significant degree) *Significantly different between locations.*

	Malabo			Outside Malabo		
	N	Mean	SD	N	Mean	SD
Overall, how significant a contribution do you believe the World Bank Group's knowledge work and activities make to development results in your country?	93	7.57	2.62	17	6.47	3.56
Overall, how would you rate the technical quality of the World Bank Group's knowledge work and activities?	90	6.59	2.73	13	6.38	3.02

*(1-Not significant at all, 10-Very significant; 1-Very low technical quality, 10-Very high technical quality)***E. Working with the World Bank Group****To what extent do you agree/disagree with the following statements? (1-Strongly disagree, 10-Strongly agree)**

	Malabo			Outside Malabo		
	N	Mean	SD	N	Mean	SD
The World Bank Group takes decisions quickly in Equatorial Guinea	64	4.20	2.55	9	2.67	1.66
Where country systems are adequate, the World Bank Group makes appropriate use of them	65	5.75	3.05	10	3.80	2.20

Appendix D: Indicator Questions as a Function of Exposure to the World Bank Group

Indicator Question	Which of the following describes your level of interaction with the WBG?		Which of the following describes your exposure to the World Bank Group in Equatorial Guinea? (Choose no more than 2)									
	Not Collaborating	Currently Collaborating	Observer		Use WBG reports/data		Engage in WBG activities		Collaborate		Use WBG website	
			No Mean	Yes Mean	No Mean	Yes Mean	No Mean	Yes Mean	No Mean	Yes Mean	No Mean	Yes Mean
Overall, please rate your impression of the World Bank Group's effectiveness in Equatorial Guinea.	4.71	5.50	5.27	3.86	4.58	5.13	4.50	5.56	4.71	4.84	4.98	4.25
Overall the World Bank Group currently plays a relevant role in development in Equatorial Guinea	5.23	6.11	5.66	4.61	4.79	6.35	5.20	5.53	5.51	4.83	5.19	5.44
The WBG's work is aligned with what I consider the development priorities for Equatorial Guinea	5.38	5.89	5.81	4.88	5.07	6.36	5.32	5.89	5.64	5.07	5.28	5.84
Responsiveness to needs	4.61	6.44	5.41	3.64	4.23	5.96	4.53	5.56	4.76	4.84	4.98	4.39
Flexibility (in terms of the institution's products and services)	4.93	7.00	5.20	4.44	4.74	5.30	4.94	4.82	4.98	4.79	4.89	4.95
Flexibility (in terms of changing country circumstances)	5.08	6.50	5.40	4.68	4.88	5.67	5.10	5.17	5.15	5.04	5.12	5.10
Being inclusive	4.78	6.50	5.41	4.50	4.77	5.89	5.10	5.00	5.13	5.00	5.07	5.10
Openness (sharing data and other information)	5.70	6.75	5.74	5.48	5.18	6.84	5.60	5.78	6.07	4.83	5.86	5.11
Collaboration with the Government	6.94	8.50	7.23	6.62	6.84	7.38	7.08	6.78	7.02	7.00	6.93	7.20
The speed in which it gets things accomplished on the ground	4.81	4.80	5.02	4.00	4.34	5.33	4.23	5.83	4.79	4.33	4.42	5.14
Helping to bring discipline/effective supervision to implementation of investment projects	5.25	6.00	6.29	3.75	4.63	6.76	4.96	6.24	5.49	4.88	5.08	5.79
Collaboration with civil society	4.55	4.75	4.74	4.26	4.31	5.12	4.03	6.33	5.29	3.15	4.41	4.96
Staff accessibility	4.67	6.87	5.48	4.41	4.83	5.64	4.67	6.22	5.52	4.32	5.02	5.35
Collaboration with other donors and development partners	5.91	6.57	6.68	4.96	5.49	7.05	5.96	6.19	6.25	5.52	5.77	6.67
Collaboration with the private sector	5.51	5.83	5.72	5.10	5.44	5.50	5.02	6.67	5.67	4.95	5.35	5.74
Straightforwardness and honesty	6.04	7.00	6.10	5.90	6.00	6.05	5.74	6.83	6.32	5.42	5.71	6.84
Treating clients and stakeholders in Equatorial Guinea with respect	6.64	7.60	6.85	6.15	6.48	6.77	6.31	7.28	6.82	6.05	6.56	6.62
Being a long-term partner	7.00	8.00	7.57	6.11	6.45	8.13	7.04	6.94	7.04	6.96	6.80	7.55
To what extent does the World Bank Group's work help to achieve development results in Equatorial Guinea?	5.68	7.50	6.02	4.96	5.45	6.12	5.35	6.72	5.81	5.44	5.70	5.57
To what extent do you agree that the World Bank Group meets Equatorial Guinea's needs for knowledge services?	5.11	7.67	5.50	4.34	4.87	5.54	4.74	6.50	5.12	5.03	5.29	4.55
Are adaptable to Equatorial Guinea's specific development challenges and country circumstances	5.67	7.67	6.23	4.65	5.48	5.96	5.48	6.29	5.45	6.04	5.66	5.61
Overall, how significant a contribution do you believe the World Bank Group's knowledge work and activities make to development results in your country?	7.29	8.57	7.66	6.74	7.52	6.94	7.17	7.90	6.98	7.97	7.47	6.96
Overall, how would you rate the technical quality of the World Bank Group's knowledge work and activities?	6.43	9.14	7.27	5.82	6.56	7.07	6.68	6.89	6.59	6.97	6.89	6.28
The World Bank Group takes decisions quickly in Equatorial Guinea	4.19	4.57	4.08	4.08	4.04	4.19	3.77	5.14	4.23	3.82	4.20	3.78
Where country systems are adequate, the World Bank Group makes appropriate use of them	5.56	7.40	6.26	4.40	5.47	5.83	5.35	6.25	5.17	6.24	5.65	5.38

Yellow highlight indicates significant difference between Yes and No means.

Appendix E: Equatorial Guinea FY17 Questionnaire



World Bank Group Country Survey FY 2017 – Equatorial Guinea

The World Bank Group is interested in gauging the views of clients and partners who are either involved in development in Equatorial Guinea or who observe activities related to social and economic development. The following survey will give the World Bank Group's team that works in Equatorial Guinea, greater insight into how the Bank's work is perceived. This is one tool the World Bank Group uses to assess the views of its stakeholders, and to develop more effective strategies that support development in Equatorial Guinea.

A local independent firm has been hired to oversee the logistics of this survey. This ensures anonymity and confidentiality. We hope you'll be candid.

Finally, the survey relates to the World Bank Group's work. The World Bank Group consists of IBRD, IDA, IFC, MIGA, and ICSID. When responding to the survey, please consider the area of the World Bank Group with which you are most familiar.

To complete the survey, please circle/check the response that most accurately reflects your opinion. If you prefer not to answer a question, please leave it blank. If you feel that you do not have an adequate amount of information on a subject, please check "Don't know".

PLEASE NOTE: IN SOME CASES THE SURVEY WILL ASK FOR A SPECIFIC NUMBER OF RESPONSES. PLEASE DO NOT CHOOSE ANY MORE THAN REQUESTED. IF MORE RESPONSES ARE CHOSEN, DATA CANNOT BE INCLUDED IN ANALYSIS.

SECTION A: GENERAL ISSUES FACING EQUATORIAL GUINEA

A1. In general would you say that Equatorial Guinea is headed in ... ?	
1	The right direction
2	The wrong direction
3	Not sure

SECTION A: GENERAL ISSUES

A2. Listed below are a number of development priorities in Equatorial Guinea.			
Please identify which of the following you consider the most important development priorities in Equatorial Guinea. (Choose no more than THREE)			
1	Social protection (e.g., pensions, targeted social assistance)	15	Transport (e.g., roads, bridges, transportation)
2	Gender equity	16	Agriculture and rural development
3	Private sector development (including business climate)	17	Foreign trade (imports, exports)
4	Education	18	Crime and violence
5	Public sector governance/reform (i.e., government effectiveness, public financial management, public expenditure, fiscal system reform)	19	Natural resource management (e.g., oil, gas, mining)
6	Global/regional integration	20	Climate change (e.g., mitigation, adaptation)
7	Food security	21	Poverty reduction
8	Urban development	22	Anti corruption
9	Energy	23	Judiciary reform
10	Water and sanitation	24	Economic growth
11	Pollution	25	Disaster risk management
12	Job creation/employment	26	Equality of opportunity (i.e., social inclusion)
13	Health	27	National statistical system development
14	Financial markets	28	Information and communications technology

A3. Poverty reduction is a broad term that encompasses work in many different areas.			
Which THREE areas of development listed below do you believe would contribute most to reducing poverty in Equatorial Guinea? (Choose no more than THREE)			
1	Economic growth	15	Water and sanitation
2	Disaster risk management	16	Pollution
3	Equality of opportunity (i.e., social inclusion)	17	Job creation/employment
4	National statistical system development	18	Health
5	Information and communications technology	19	Financial markets
6	Social protection (e.g., pensions, targeted social assistance)	20	Public sector governance/reform (i.e., government effectiveness, public financial management, public expenditure, fiscal system reform)
7	Agriculture and rural development	21	Gender equity
8	Foreign trade (imports, exports)	22	Private sector development (including business climate)
9	Crime and violence	23	Education
10	Climate change (e.g., mitigation, adaptation)	24	Global/regional integration
11	Transport (e.g., roads, bridges, transportation)	25	Food security
12	Energy	26	Urban development
13	Anti corruption	27	Natural resource management (e.g., oil, gas, mining)
14	Judiciary reform		

SECTION A: GENERAL ISSUES

A4. The World Bank Group’s “Shared Prosperity” goal captures two key elements, economic growth and equity. It will seek to foster income growth among the bottom 40 percent of a country’s population. Improvement in the Shared Prosperity Indicator requires growth and well-being of the less well-off. When thinking about the idea of “shared prosperity” in your country, which of the following TWO best illustrate how this would be achieved in Equatorial Guinea? (Choose no more than TWO)

1	Greater access to health and nutrition for citizens
2	Better entrepreneurial opportunities (i.e., to start small and medium sized businesses)
3	Merit-based recruitment in the labor market
4	A growing middle class
5	Enhanced anti-corruption policy
6	Better opportunity for the poor who live in rural areas
7	Better opportunity for the poor who live in urban areas
8	Greater public management transparency
9	Consistent economic growth
10	Creation of a reliable social safety net
11	Greater access to micro-finance for the poor
12	Greater voice and participation for citizens to help ensure greater accountability
13	Education and training that better ensure job opportunity
14	Better quality public services
15	Better employment opportunities for young people
16	Better employment opportunities for women
17	Other (please specify): _____

SECTION B: OVERALL ATTITUDES TOWARD THE WORLD BANK GROUP

B1. How familiar are you with the work of the World Bank Group in Equatorial Guinea?									
1	2	3	4	5	6	7	8	9	10
Not familiar at all								Extremely familiar	

B2. Overall, please rate your impression of the World Bank Group's effectiveness in Equatorial Guinea.										
1	2	3	4	5	6	7	8	9	10	<input type="checkbox"/>
Not effective at all								Very effective		Don't know

B3. To what extent do you believe the World Bank Group's staff is well prepared (e.g., skills and knowledge) to help Equatorial Guinea solve its most complicated development challenges?										
1	2	3	4	5	6	7	8	9	10	<input type="checkbox"/>
To no degree at all								To a very significant degree		Don't know

B4. When thinking about how the World Bank Group can have the most impact on development results in Equatorial Guinea, in which sectors do you believe the World Bank Group should focus most of its resources (financial and knowledge services) in Equatorial Guinea? (Choose no more than THREE)			
1	Energy	15	Judiciary reform
2	Water and sanitation	16	Economic growth
3	Pollution	17	Disaster risk management
4	Job creation/employment	18	Equality of opportunity (i.e., social inclusion)
5	Health	19	National statistical system development
6	Financial markets	20	Information and communications technology
7	Social protection (e.g., pensions, targeted social assistance)	21	Transport (e.g., roads, bridges, transportation)
8	Gender equity	22	Agriculture and rural development
9	Private sector development (including business climate)	23	Foreign trade (imports, exports)
10	Education	24	Crime and violence
11	Public sector governance/reform (i.e., government effectiveness, public financial management, public expenditure, fiscal system reform)	25	Natural resource management (e.g., oil, gas, mining)
12	Global/regional integration	26	Climate change (e.g., mitigation, adaptation)
13	Food security	27	Poverty reduction
14	Urban development	28	Anti corruption

SECTION B: OVERALL ATTITUDES TOWARD THE WORLD BANK GROUP

B5. When thinking about the World Bank Group's role, which activity do you believe is of greatest VALUE and which activity is of second greatest value in Equatorial Guinea?			
		Greatest Value (Choose only ONE)	Second Greatest Value (Choose only ONE)
1	Bringing together different groups of stakeholders	<input type="checkbox"/>	<input type="checkbox"/>
2	Capacity development	<input type="checkbox"/>	<input type="checkbox"/>
3	Technical assistance	<input type="checkbox"/>	<input type="checkbox"/>
4	Policy advice, studies, analyses	<input type="checkbox"/>	<input type="checkbox"/>
5	Financial resources	<input type="checkbox"/>	<input type="checkbox"/>
6	Data and statistics	<input type="checkbox"/>	<input type="checkbox"/>
7	Promoting international knowledge sharing	<input type="checkbox"/>	<input type="checkbox"/>
8	Implementation support	<input type="checkbox"/>	<input type="checkbox"/>
9	Mobilizing third party financial resources	<input type="checkbox"/>	<input type="checkbox"/>
10	Donor coordination	<input type="checkbox"/>	<input type="checkbox"/>
11	Other (please specify): _____	<input type="checkbox"/>	<input type="checkbox"/>

B6. Which of the following do you identify as the World Bank Group's greatest WEAKNESSES in its work in Equatorial Guinea? (Choose no more than TWO)	
1	World Bank Group's processes too complex
2	Not willing to honestly criticize policies and reform efforts in the country
3	Staff too inaccessible
4	World Bank Group's processes too slow (e.g., too bureaucratic in its operational policies and procedures)
5	Not aligned with other donors' work
6	Not aligned with country priorities
7	Not adequately sensitive to political/social realities in Equatorial Guinea
8	Too influenced by developed countries
9	Not exploring alternative policy options
10	Not collaborating enough with stakeholders outside the Government
11	Its advice and strategies do not lend themselves to practical problem solving
12	Not enough public disclosure of its work
13	Arrogant in its approach
14	Not client focused
15	The credibility of its knowledge/data
16	Other (please specify): _____
17	Don't know

SECTION B: OVERALL ATTITUDES TOWARD THE WORLD BANK GROUP

B7. Which World Bank Group's instruments do you believe are the MOST effective in reducing poverty in Equatorial Guinea? (Choose no more than TWO)

1	Knowledge products/services (analytical work, studies, surveys, etc.)
2	Technical assistance (advice, best practice, international experience, etc.)
3	Capacity development related to World Bank Group supported projects
4	Other (please specify): _____
5	Don't know

B8. How EFFECTIVE do you believe the World Bank Group is in terms of the capacity building work it does in each of the following areas in Equatorial Guinea? (If you have NO exposure to/experience in any of the areas listed below, please respond "Don't know")

		Not effective at all										Very effective	Don't know
1	Project implementation (or other organizational strengthening)	1	2	3	4	5	6	7	8	9	10		<input type="checkbox"/>
2	Citizen engagement (incorporating citizens' voices into development)	1	2	3	4	5	6	7	8	9	10		<input type="checkbox"/>
3	Policy design (for clarity and better incentives to achieve development goals)	1	2	3	4	5	6	7	8	9	10		<input type="checkbox"/>
4	Policy monitoring (for more informed public decision making processes)	1	2	3	4	5	6	7	8	9	10		<input type="checkbox"/>
5	Public investment management (for prioritizing and linking investment to development goals)	1	2	3	4	5	6	7	8	9	10		<input type="checkbox"/>
6	Official statistics (availability and quality)	1	2	3	4	5	6	7	8	9	10		<input type="checkbox"/>
7	Human resource management in government institutions	1	2	3	4	5	6	7	8	9	10		<input type="checkbox"/>
8	Institutional memory (to facilitate building institutional knowledge stock)	1	2	3	4	5	6	7	8	9	10		<input type="checkbox"/>

**SECTION B: OVERALL ATTITUDES TOWARD THE WORLD BANK GROUP**

B9. When thinking about how to improve capacity building in Equatorial Guinea to help ensure better development results, looking forward, how IMPORTANT is it for the World Bank Group to be involved in the following aspects of capacity building? (If you have NO exposure to/experience in any of the areas listed below, please respond "Don't know")

		Not important at all										Very important	Don't know
		1	2	3	4	5	6	7	8	9	10		
1	Project implementation (or other organizational strengthening)												<input type="checkbox"/>
2	Citizen engagement (incorporating citizens' voices into development)												<input type="checkbox"/>
3	Policy design (for clarity and better incentives to achieve development goals)												<input type="checkbox"/>
4	Policy monitoring (for more informed public decision making processes)												<input type="checkbox"/>
5	Public investment management (for prioritizing and linking investment to development goals)												<input type="checkbox"/>
6	Official statistics (availability and quality)												<input type="checkbox"/>
7	Human resource management in government institutions												<input type="checkbox"/>
8	Institutional memory (to facilitate building institutional knowledge stock)												<input type="checkbox"/>

B10. To what extent do you believe that the World Bank Group's work and support help the poorest in Equatorial Guinea? (Select only ONE response)

1	To a fully sufficient degree
2	To a somewhat sufficient degree
3	To a somewhat insufficient degree
4	To a very insufficient degree
5	Don't know

SECTION B: OVERALL ATTITUDES TOWARD THE WORLD BANK GROUP

**B11. In addition to the regular relations with the national government, which TWO of the following groups should the World Bank Group collaborate with more in your country?
(Choose no more than TWO)**

1	Beneficiaries	7	Academia/think tanks/research institutes
2	Youth/university groups	8	Parliament
3	Private sector	9	Foundations
4	Local government	10	Media
5	Donor community	11	Other (please specify): _____
6	NGOs/Community Based Organizations	12	Don't know

To what extent do you agree with the following statements about the World Bank Group's work in Equatorial Guinea?

		Strongly disagree										Strongly agree	Don't know
		1	2	3	4	5	6	7	8	9	10		
B12	Overall the World Bank Group currently plays a relevant role in development in Equatorial Guinea												<input type="checkbox"/>
B13	The World Bank Group's work is aligned with what I consider the development priorities for Equatorial Guinea												<input type="checkbox"/>

**SECTION B: OVERALL ATTITUDES TOWARD THE WORLD BANK GROUP**

To what extent is the World Bank Group an effective development partner in Equatorial Guinea, in terms of each of the following?												
		To no degree at all					To a very significant degree					Don't know
		1	2	3	4	5	6	7	8	9	10	
B14	Responsiveness to needs											<input type="checkbox"/>
B15	Flexibility (in terms of the institution's products and services)											<input type="checkbox"/>
B16	Flexibility (in terms of changing country circumstances)											<input type="checkbox"/>
B17	Being inclusive											<input type="checkbox"/>
B18	Openness (sharing data and other information)											<input type="checkbox"/>
B19	Collaboration with the Government											<input type="checkbox"/>
B20	The speed in which it gets things accomplished on the ground											<input type="checkbox"/>
B21	Helping to bring discipline/effective supervision to implementation of investment projects											<input type="checkbox"/>
B22	Collaboration with civil society											<input type="checkbox"/>
B23	Staff accessibility											<input type="checkbox"/>
B24	Collaboration with other donors and development partners											<input type="checkbox"/>
B25	Collaboration with the private sector											<input type="checkbox"/>
B26	Straightforwardness and honesty											<input type="checkbox"/>
B27	Treating clients and stakeholders in Equatorial Guinea with respect											<input type="checkbox"/>
B28	Being a long-term partner											<input type="checkbox"/>

B29. When World Bank Group assisted reform efforts fail or are slow to take place, which of the following would you attribute this to? (Choose no more than TWO)	
1	The World Bank Group does not do adequate follow through/follow-up
2	Political pressures and obstacles
3	Reforms are not well thought out in light of country challenges
4	Poor coordination within the Government
5	The Government works inefficiently
6	Poor donor coordination
7	The World Bank Group is not sensitive enough to political/social realities on the ground
8	Lack of/inadequate levels of capacity in Government
9	There is not an adequate level of citizen/civil society participation
10	The World Bank Group works too slowly
11	Poor coordination within the World Bank Group
12	Other (please specify): _____

**SECTION C: WORLD BANK GROUP'S EFFECTIVENESS AND RESULTS**

C1. In your opinion, how IMPORTANT is it for the World Bank Group to be involved in the following areas of development in Equatorial Guinea?													
		Not important at all										Very important	Don't know
		1	2	3	4	5	6	7	8	9	10		
1	Social protection (e.g., pensions, targeted social assistance)	1	2	3	4	5	6	7	8	9	10	<input type="checkbox"/>	
2	Gender equity	1	2	3	4	5	6	7	8	9	10	<input type="checkbox"/>	
3	Private sector development (including business climate)	1	2	3	4	5	6	7	8	9	10	<input type="checkbox"/>	
4	Education	1	2	3	4	5	6	7	8	9	10	<input type="checkbox"/>	
5	Public sector governance/reform (i.e., government effectiveness, public financial management, public expenditure, fiscal system reform)	1	2	3	4	5	6	7	8	9	10	<input type="checkbox"/>	
6	Global/regional integration	1	2	3	4	5	6	7	8	9	10	<input type="checkbox"/>	
7	Food security	1	2	3	4	5	6	7	8	9	10	<input type="checkbox"/>	
8	Urban development	1	2	3	4	5	6	7	8	9	10	<input type="checkbox"/>	
9	Energy	1	2	3	4	5	6	7	8	9	10	<input type="checkbox"/>	
10	Water and sanitation	1	2	3	4	5	6	7	8	9	10	<input type="checkbox"/>	
11	Pollution	1	2	3	4	5	6	7	8	9	10	<input type="checkbox"/>	
12	Job creation/employment	1	2	3	4	5	6	7	8	9	10	<input type="checkbox"/>	
13	Health	1	2	3	4	5	6	7	8	9	10	<input type="checkbox"/>	
14	Financial markets	1	2	3	4	5	6	7	8	9	10	<input type="checkbox"/>	
15	Transport (e.g., roads, bridges, transportation)	1	2	3	4	5	6	7	8	9	10	<input type="checkbox"/>	
16	Agriculture and rural development	1	2	3	4	5	6	7	8	9	10	<input type="checkbox"/>	
17	Foreign trade (imports, exports)	1	2	3	4	5	6	7	8	9	10	<input type="checkbox"/>	
18	Crime and violence	1	2	3	4	5	6	7	8	9	10	<input type="checkbox"/>	
19	Natural resource management (e.g., oil, gas, mining)	1	2	3	4	5	6	7	8	9	10	<input type="checkbox"/>	
20	Climate change (e.g., mitigation, adaptation)	1	2	3	4	5	6	7	8	9	10	<input type="checkbox"/>	
21	Poverty reduction	1	2	3	4	5	6	7	8	9	10	<input type="checkbox"/>	
22	Anti corruption	1	2	3	4	5	6	7	8	9	10	<input type="checkbox"/>	
23	Judiciary reform	1	2	3	4	5	6	7	8	9	10	<input type="checkbox"/>	
24	Economic growth	1	2	3	4	5	6	7	8	9	10	<input type="checkbox"/>	
25	Disaster risk management	1	2	3	4	5	6	7	8	9	10	<input type="checkbox"/>	
26	Equality of opportunity (i.e., social inclusion)	1	2	3	4	5	6	7	8	9	10	<input type="checkbox"/>	
27	National statistical system development	1	2	3	4	5	6	7	8	9	10	<input type="checkbox"/>	
28	Information and communications technology	1	2	3	4	5	6	7	8	9	10	<input type="checkbox"/>	

SECTION C: WORLD BANK GROUP'S EFFECTIVENESS AND RESULTS

C2. How EFFECTIVE do you believe the World Bank Group is in terms of the work it does in the following areas of development in Equatorial Guinea? *(If you have NO exposure to/experience in working in any of the sectors listed below, please respond "Don't know")*

		Not effective at all										Very effective	Don't know
		1	2	3	4	5	6	7	8	9	10		
1	Poverty reduction	1	2	3	4	5	6	7	8	9	10	<input type="checkbox"/>	
2	Economic growth	1	2	3	4	5	6	7	8	9	10	<input type="checkbox"/>	
3	Public sector governance/reform (i.e., government effectiveness)	1	2	3	4	5	6	7	8	9	10	<input type="checkbox"/>	
4	Macroeconomics and fiscal management	1	2	3	4	5	6	7	8	9	10	<input type="checkbox"/>	
5	National statistical system development	1	2	3	4	5	6	7	8	9	10	<input type="checkbox"/>	
6	Private sector development (including business climate)	1	2	3	4	5	6	7	8	9	10	<input type="checkbox"/>	

C3. Where are the World Bank Group's decisions made primarily that support the program in Equatorial Guinea? **(Select only ONE response)**

1	At the Headquarters (in Washington D.C.)
2	In the country (in Equatorial Guinea)
3	At the country office level (in Libreville, Gabon)
4	At the country management unit level (in Yaoundé, Cameroon)
5	Don't know

C4. To what extent does the World Bank Group's work help to achieve development results in Equatorial Guinea?

1	2	3	4	5	6	7	8	9	10	<input type="checkbox"/>
To no degree at all									To a very significant degree	Don't know

C5. To what extent do you agree that the World Bank Group meets Equatorial Guinea's needs for knowledge services (e.g., research, analysis, data, technical assistance)?

1	2	3	4	5	6	7	8	9	10	<input type="checkbox"/>
Strongly disagree									Strongly agree	Don't know

C6. To what extent do you believe that Equatorial Guinea received value for money from the World Bank Group's Reimbursable Advisory Services (RAS)?

1	2	3	4	5	6	7	8	9	10	<input type="checkbox"/>
To no degree at all									To a very significant degree	Don't know

SECTION D: THE WORLD BANK GROUP'S KNOWLEDGE WORK AND ACTIVITIES (i.e., ANALYSIS, STUDIES, RESEARCH, DATA, REPORTS, CONFERENCES)

D1. How frequently do you consult World Bank Group's knowledge work and activities in the work you do?	
1	Weekly
2	Monthly
3	A few times a year
4	Rarely
5	Never

In Equatorial Guinea, to what extent do you believe that the World Bank Group's knowledge work and activities:													
		To no degree at all					To a very significant degree					Don't know	
D2	Are timely	1	2	3	4	5	6	7	8	9	10	<input type="checkbox"/>	
D3	Include appropriate level of stakeholder involvement during preparation	1	2	3	4	5	6	7	8	9	10	<input type="checkbox"/>	
D4	Lead to practical solutions	1	2	3	4	5	6	7	8	9	10	<input type="checkbox"/>	
D5	Are accessible (well written and easy to understand)	1	2	3	4	5	6	7	8	9	10	<input type="checkbox"/>	
D6	Are source of relevant information on global good practices	1	2	3	4	5	6	7	8	9	10	<input type="checkbox"/>	
D7	Are relevant to country challenges	1	2	3	4	5	6	7	8	9	10	<input type="checkbox"/>	
D8	Are adequately disseminated	1	2	3	4	5	6	7	8	9	10	<input type="checkbox"/>	
D9	Are translated enough into the official local language	1	2	3	4	5	6	7	8	9	10	<input type="checkbox"/>	
D10	Are adaptable to Equatorial Guinea's specific development challenges and country circumstances	1	2	3	4	5	6	7	8	9	10	<input type="checkbox"/>	

D11. Overall, how significant a contribution do you believe the World Bank Group's knowledge work and activities make to development results in your country?												
1	2	3	4	5	6	7	8	9	10	<input type="checkbox"/>		
Not significant at all									Very significant		Don't know	

D12. Overall, how would you rate the technical quality of the World Bank Group's knowledge work and activities?												
1	2	3	4	5	6	7	8	9	10	<input type="checkbox"/>		
Very low technical quality									Very high technical quality		Don't know	

SECTION E: WORKING WITH THE WORLD BANK GROUP

To what extent do you agree/disagree with the following statements?												
		Strongly disagree								Strongly agree		Don't know
E1	The World Bank Group effectively monitors and evaluates the projects and programs it supports	1	2	3	4	5	6	7	8	9	10	<input type="checkbox"/>
E2	The World Bank Group's approvals and reviews are done in a timely fashion	1	2	3	4	5	6	7	8	9	10	<input type="checkbox"/>
E3	The World Bank Group takes decisions quickly in Equatorial Guinea	1	2	3	4	5	6	7	8	9	10	<input type="checkbox"/>
E4	Working with the World Bank Group increases Equatorial Guinea's institutional capacity	1	2	3	4	5	6	7	8	9	10	<input type="checkbox"/>
E5	Where country systems (e.g., procurement, financial management, etc.) are adequate, the World Bank Group makes appropriate use of them	1	2	3	4	5	6	7	8	9	10	<input type="checkbox"/>

E6. To what extent do you believe that the World Bank Group's work helps to find solutions that promote private public partnerships in Equatorial Guinea?												
1	2	3	4	5	6	7	8	9	10	<input type="checkbox"/>		
To no degree at all									To a very significant degree		Don't know	

E7. To what extent do you believe the World Bank Group measures and corrects its work in real time in Equatorial Guinea?												
1	2	3	4	5	6	7	8	9	10	<input type="checkbox"/>		
To no degree at all									To a very significant degree		Don't know	

SECTION F: THE FUTURE ROLE OF THE WORLD BANK GROUP IN EQUATORIAL GUINEA

F1. Which of the following SHOULD the World Bank Group do to make itself of greater value in Equatorial Guinea? (Choose no more than TWO)

1	Offer more innovative knowledge services
2	Collaborate more effectively with Government clients (e.g., national, province, local)
3	Work faster
4	Reduce the complexity of obtaining World Bank Group financing
5	Increase the availability of technical assistance
6	Help to bring discipline/effective supervision to implementation of investment projects
7	Offer more innovative financial products
8	Ensure greater selectivity in its work
9	Provide more adequate data/knowledge/statistics/figures on Equatorial Guinea's economy
10	Improve the competitiveness of its financing compared to markets (e.g., cost, timeliness, other terms)
11	Reach out more to groups outside of Government
12	Increase the level of capacity development in the country
13	Better match of the profile of experts to Equatorial Guinea's specific environment and challenges
14	Other (please specify): _____

F2. When considering the combination of services that the World Bank Group offers in Equatorial Guinea, and taking into account its limited level of resources, which ONE of the following do you believe the World Bank Group should offer more of in Equatorial Guinea? (Select only ONE response)

1	Financial services
2	Knowledge products
3	Convening services
4	None of the above
5	The combination is appropriate for Equatorial Guinea
6	Don't know

SECTION G: COMMUNICATION AND INFORMATION SHARING

G1. How do you get most of your information about economic and social development issues in Equatorial Guinea? (Choose no more than TWO)

1	Local radio	6	Internet
2	International radio	7	Periodicals
3	Social media (e.g., blogs, Facebook, Twitter, YouTube, Flickr, WhatsApp, etc.)	8	International television
4	International newspapers	9	Local newspapers
5	Local television	10	Other (please specify): _____

G2. How would you prefer to receive information from the World Bank Group? (Choose no more than TWO)

1	World Bank Group's publications and other written materials	5	Direct contact with World Bank Group (i.e., face to face meetings/discussions)
2	e-Newsletters	6	World Bank Group's website
3	World Bank Group's seminars/workshops/conferences	7	Social media (e.g., blogs, Facebook, Twitter, YouTube, Flickr, WhatsApp, etc.)
4	Mobile phones	8	Other (please specify): _____

G3	Are you aware of the World Bank Group's Access to Information Policies under which the World Bank Group discloses any information in its possession that is not on a list of exceptions?	Yes	No
G4	Do you have reliable access to the Internet?	Yes	No
G5	Do you use/have you used the World Bank Group website?	Yes	No
G6	Do you currently consult the World Bank Group social media sites (e.g., blogs, Facebook, Twitter, YouTube, and Flickr)?	Yes	No

Please rate how much you agree with the following statements.

		Strongly disagree										Strongly agree	Don't know
		1	2	3	4	5	6	7	8	9	10		
G7	I find the World Bank Group's websites easy to navigate. <i>(Only answer if you have used a World Bank Group website)</i>	1	2	3	4	5	6	7	8	9	10	<input type="checkbox"/>	
G8	I find the information on the World Bank Group's websites useful. <i>(Only answer if you have used a World Bank Group website)</i>	1	2	3	4	5	6	7	8	9	10	<input type="checkbox"/>	
G9	The World Bank Group's social media channels (e.g., blogs, Facebook, Twitter, YouTube, Flickr) are valuable sources of information about the institution	1	2	3	4	5	6	7	8	9	10	<input type="checkbox"/>	
G10	When I need information from the World Bank Group I know how to find it (e.g., whom to call, where to reach them, etc.)	1	2	3	4	5	6	7	8	9	10	<input type="checkbox"/>	
G11	The World Bank Group is responsive to my information requests and inquiries	1	2	3	4	5	6	7	8	9	10	<input type="checkbox"/>	

SECTION H: BACKGROUND INFORMATION

H1. Which of the following best describes your current position? (Select only ONE response)			
1	Office of the President, Prime Minister	11	NGO/Community Based Organization
2	Office of Minister	12	Media (press, radio, TV, web, etc.)
3	Office of Parliamentarian	13	Independent Government Institution (i.e., Regulatory Agency, Central Bank/oversight institution)
4	Employee of a Ministry, Ministerial Department or Implementation Agency	14	Trade Union
5	Project Management Unit (PMU) overseeing implementation of project/ Consultant/Contractor working on World Bank Group supported project/program	15	Faith-Based Group
6	Local Government Office or Staff	16	Youth Group
7	Bilateral/Multilateral Agency	17	Academia/Research Institute/Think Tank
8	Private Sector Organization	18	Judiciary Branch
9	Private Foundation	19	Other (please specify): _____
10	Financial Sector/Private Bank		

H2. Please identify the primary specialization of your work. (Select only ONE response)			
1	Water	12	Gender
2	Social protection and labor	13	Transport and ICT
3	Fragility, conflict and violence	14	Urban, rural, and social development
4	Environment and natural resources	15	Governance
5	Public-private partnerships	16	Poverty
6	Education	17	Jobs
7	Health, nutrition, and population	18	Agriculture
8	Energy and extractives	19	Climate change
9	Macroeconomics and fiscal management	20	Generalist (specialized in multiple sectors)
10	Trade and competitiveness	21	Other (please specify): _____
11	Finance and markets		

H3. Currently, do you professionally collaborate/work with the World Bank Group (IBRD, IFC, or MIGA) in your country?	
1	Yes
2	No

**SECTION H: BACKGROUND INFORMATION**

H4. Which of the following describes most of your exposure to the World Bank Group in Equatorial Guinea? (Choose no more than TWO)

1	Observer (i.e., follow in media, discuss in informal conversations, etc.)
2	Use World Bank Group reports/data
3	Engage in World Bank Group related/sponsored events/activities
4	Collaborate as part of my professional duties
5	Use World Bank Group website for information, data, research, etc.

H5. What's your gender?

1	Female
2	Male

H6. Which best represents your geographic location?

1	Malabo
2	Outside Malabo

Thank you for completing the survey!