

# FY 2019 Guinea Country Opinion Survey Report

**THE WORLD BANK GROUP**

Public Opinion Research Group



July 2019



## Acknowledgements

The Guinea Country Opinion Survey is part of the Country Opinion Survey Program series of the World Bank Group. This report was prepared by the Public Opinion Research Group (PORG), led by Sharon Felzer (Senior Communications Officer, Head of PORG). Svetlana Markova, Jessica Cameron, Antonina Redko, and Yulia Danilina oversaw design, reporting, and analysis. Dania Mendoza, Noreen Wambui, and Irina Popova provided data support. PORG acknowledges the significant contribution from Guinea country team and the independent fielding agency STATVIEW. In particular, PORG is grateful for the support from Lydie Sankara (Operations Officer) and Mamadou Bah (Communications Officer) who coordinated the survey related activities from Conakry, Guinea.



Country Opinion Surveys  
THE WORLD BANK GROUP



# Table of Contents

I. Objectives .....	3
II. Methodology.....	3
III. Demographics of the Sample.....	4
IV. General Issues Facing Guinea .....	8
V. Overall Attitudes toward the World Bank Group.....	15
VI. Sectoral Effectiveness.....	21
VII. How the World Bank Group Operates .....	24
VIII. World Bank Group's Knowledge and Instruments .....	30
IX. The Future Role of the World Bank Group in Guinea.....	34
X. Communication and Outreach .....	38
XI. Appendices.....	42

## GUINEA





## I. Objectives

This survey was designed to assist the World Bank Group (WBG) in gaining a better understanding of how stakeholders in Guinea perceive the WBG. The survey explored:

- *General Issues Facing Guinea*
- *Overall Attitudes toward the World Bank Group*
- *World Bank Group's Effectiveness and Results*
- *The World Bank Group's Knowledge Work and Activities*
- *Working with the World Bank Group*
- *The Future Role of the World Bank Group in Guinea*
- *Communication and Information Sharing*
- *Background Information*

## II. Methodology

From February to March 2019, 395 stakeholders of the WBG in Guinea were invited to provide their opinions on the WBG's work in the country by participating in a Country Opinion Survey. Participants were drawn from the Office of the President, Prime Minister; office of a Minister; office of a Parliamentarian; ministries/ministerial departments/implementation agencies; Project Management Units (PMUs) overseeing implementation of WBG projects; consultants/contractors working on WBG-supported projects/programs; local governments; bilateral and multilateral agencies; private sector organizations; the financial sector/private banks; private foundations; NGOs and community-based organizations; the media; independent government institutions; trade unions; faith-based groups; youth groups; academia/research institutes/think tanks; judiciary branch; and other organizations.

A total of 306 stakeholders participated in the survey (77% response rate). Respondents completed the questionnaire with a representative from the local fielding agency.

Every country that engages in the Country Opinion Survey (COS) must include specific indicator questions that will be aggregated for the World Bank Group's annual Corporate Scorecard. These questions are identified throughout the survey report.

The results in this year's Country Survey were compared to those in the Country Survey conducted in FY'16 (response rate was 78%, N=384). Data were weighted to reach the same stakeholder composition in two years, which allows for year comparisons. Stakeholder groups which were not present in both fiscal years were not included in the comparison. Respondents who belonged to the "other" stakeholder category were not included either. As a result, mean ratings, percentages of respondents, and the total number of respondents in both years are slightly different from those of the original data reported in the FY'16 COS report and the non-weighted data presented in appendices A, B, C, D and F. For the weighted stakeholder breakdown and year comparison results, please refer to Appendix E (page 91).

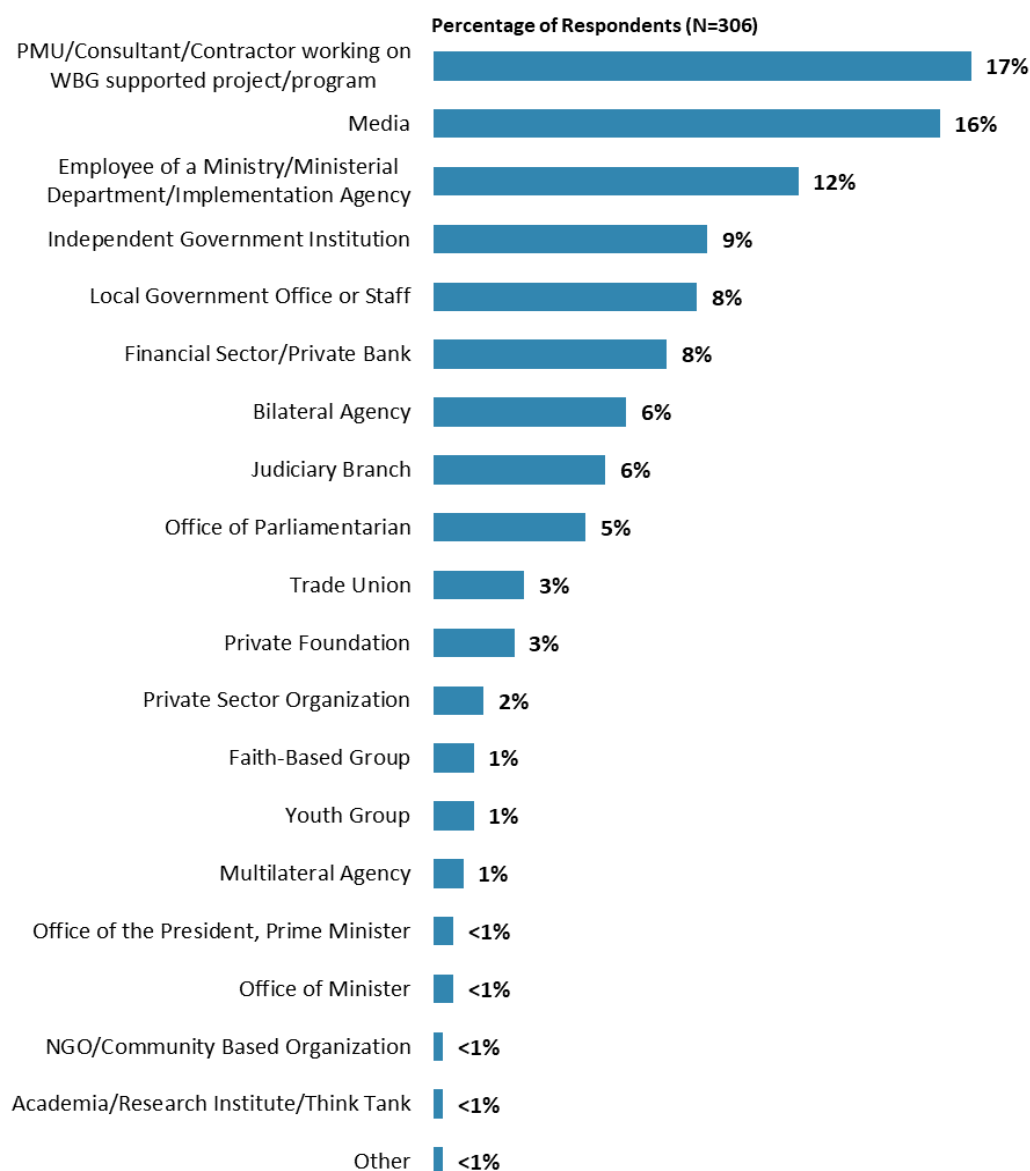
Note that the body of the report presents data on selected questions of the survey questionnaire. Please refer to Appendices A and B for data on all survey questions. Appendices C, D, E, and F present data on selected questions. Additional data breakdowns are available upon request.



### III. Demographics of the Sample

#### Current Position

- For further analyses, employees of ministries/ministerial departments/implementation agencies were combined with respondents from PMUs, and consultants working on WBG projects; respondents from bilateral agencies were combined with those from multilateral agencies; respondents from the financial sector/private banks were combined with those from private sector organizations; respondents from private foundations, NGOs/community-based organizations, trade unions, faith-based groups, and youth groups were combined in the “CSO” category; and the small number of respondents from the Office of the President/Prime Minister, office of minister, and academia/research institutes/think tanks were included in the “Other” category.

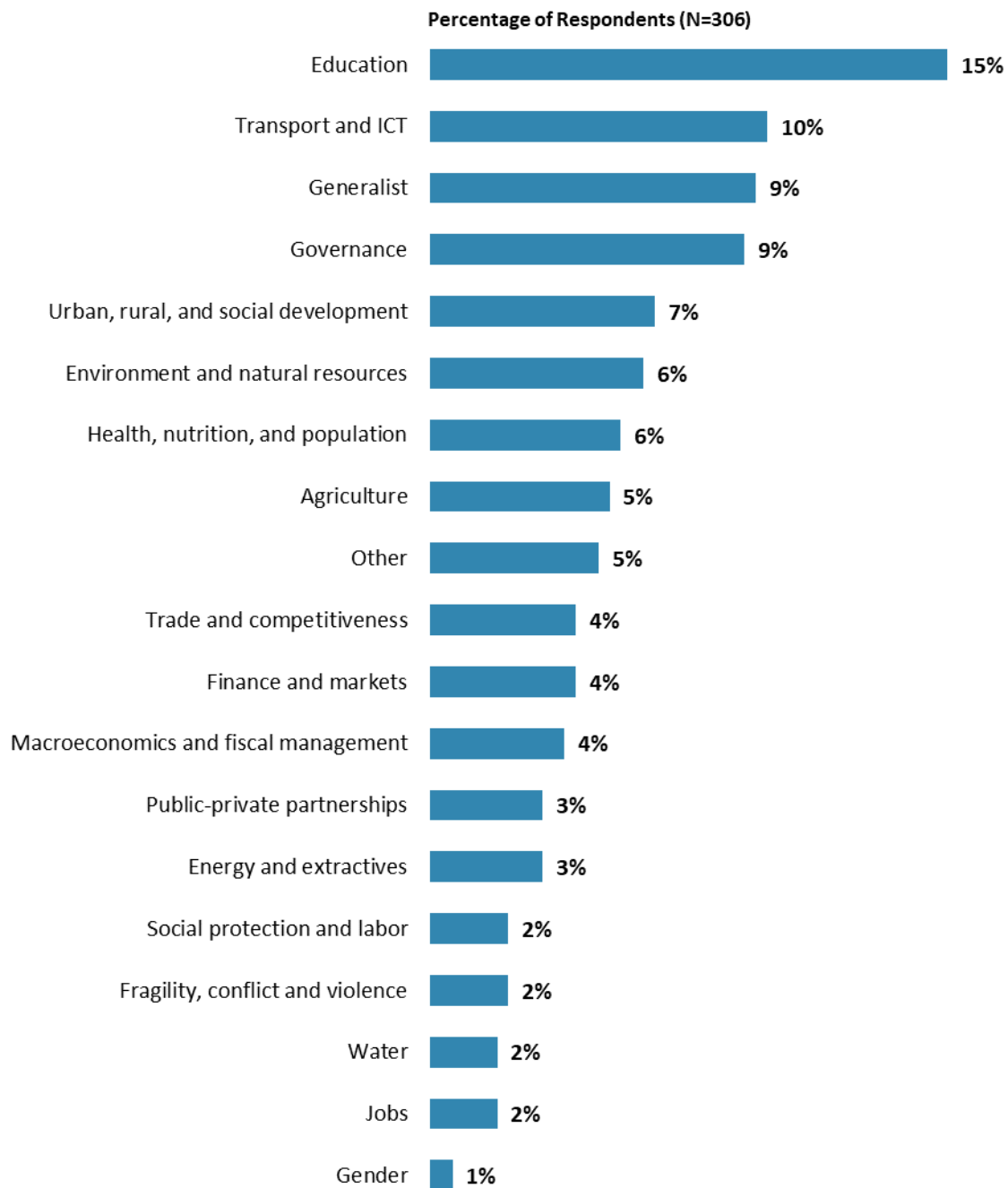


“Which of the following best describes your current position?”  
(Respondents chose from a list.)



### III. Demographics of the Sample (continued)

#### Area of Primary Specialization




**"Please identify the primary specialization of your work."**  
(Respondents chose from a list.)



### III. Demographics of the Sample (continued)

#### Geographic Locations

Percentage of Respondents (N=306)

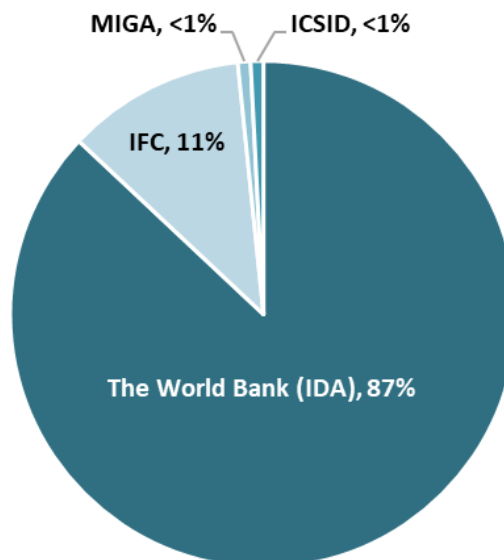


"Which best represents your geographic location?"  
(Respondents chose from a list.)

---

#### Exposure to Agencies within the World Bank Group

Percentage of Respondents (N=123)



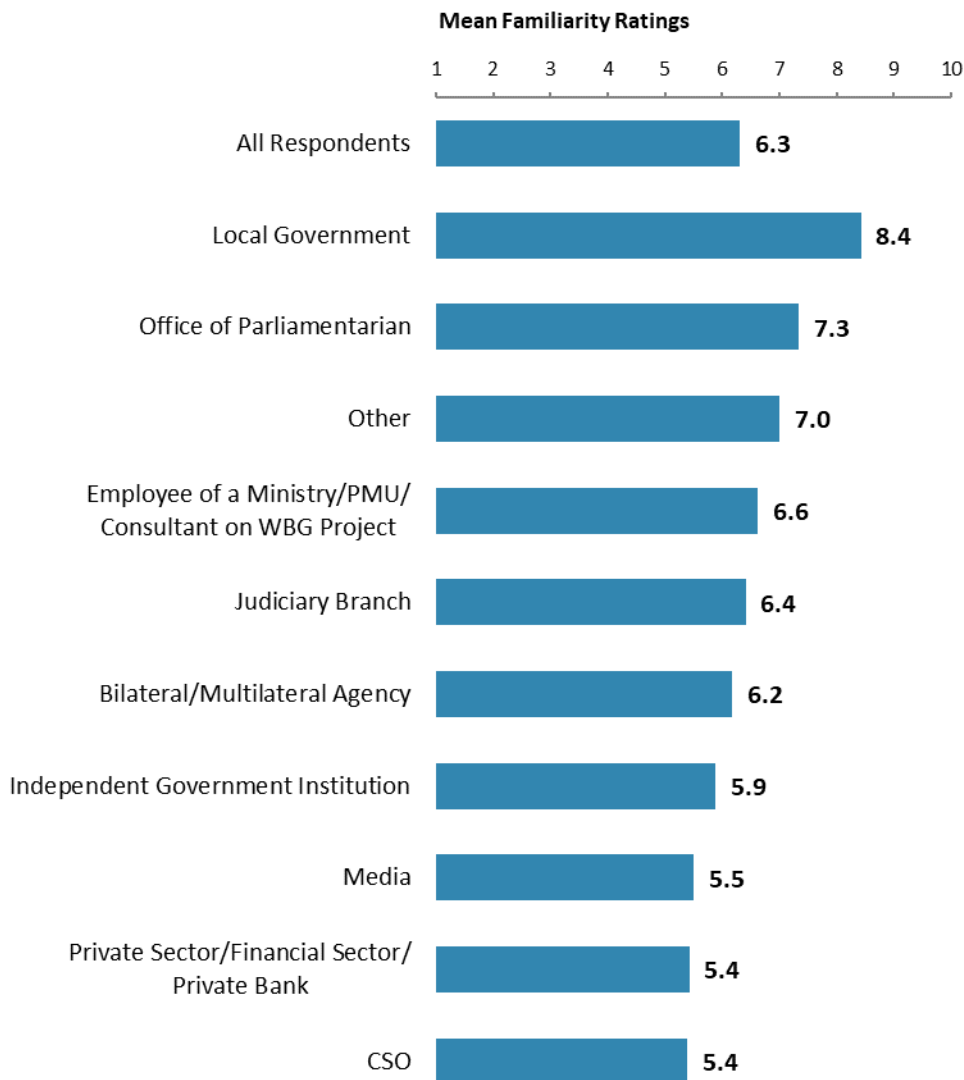
"Which of the following agencies of the World Bank Group do you primarily collaborate/  
work with in Guinea?" (Respondents chose from a list.)



### III. Demographics of the Sample (continued)

#### Familiarity with the World Bank Group

- **Impact of Familiarity:** Respondents' ratings of familiarity with the WBG were strongly, significantly correlated with their ratings for the WBG's overall effectiveness in Guinea and their agreement that the WBG plays a relevant role in Guinea's development. Also, respondents' ratings of familiarity with the WBG were moderately, significantly correlated with their ratings of the extent to which the WBG's work helps to achieve development results in Guinea.



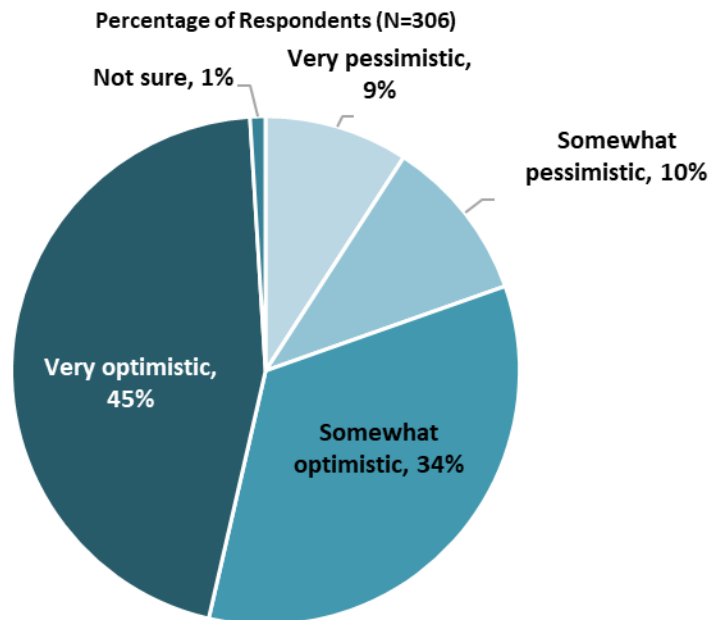
**"How familiar are you with the work of the World Bank Group in Guinea?"**  
(1-"Not familiar at all", 10-"Extremely familiar")





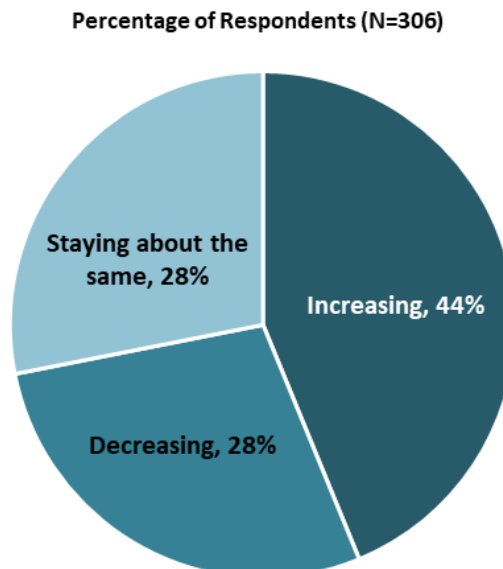
## IV. General Issues Facing Guinea

### Optimism for the Future of Guinea



"When you think about the future in Guinea, are you ... ?"  
(Respondents chose from a list.)

### Perceptions of Economic Opportunity

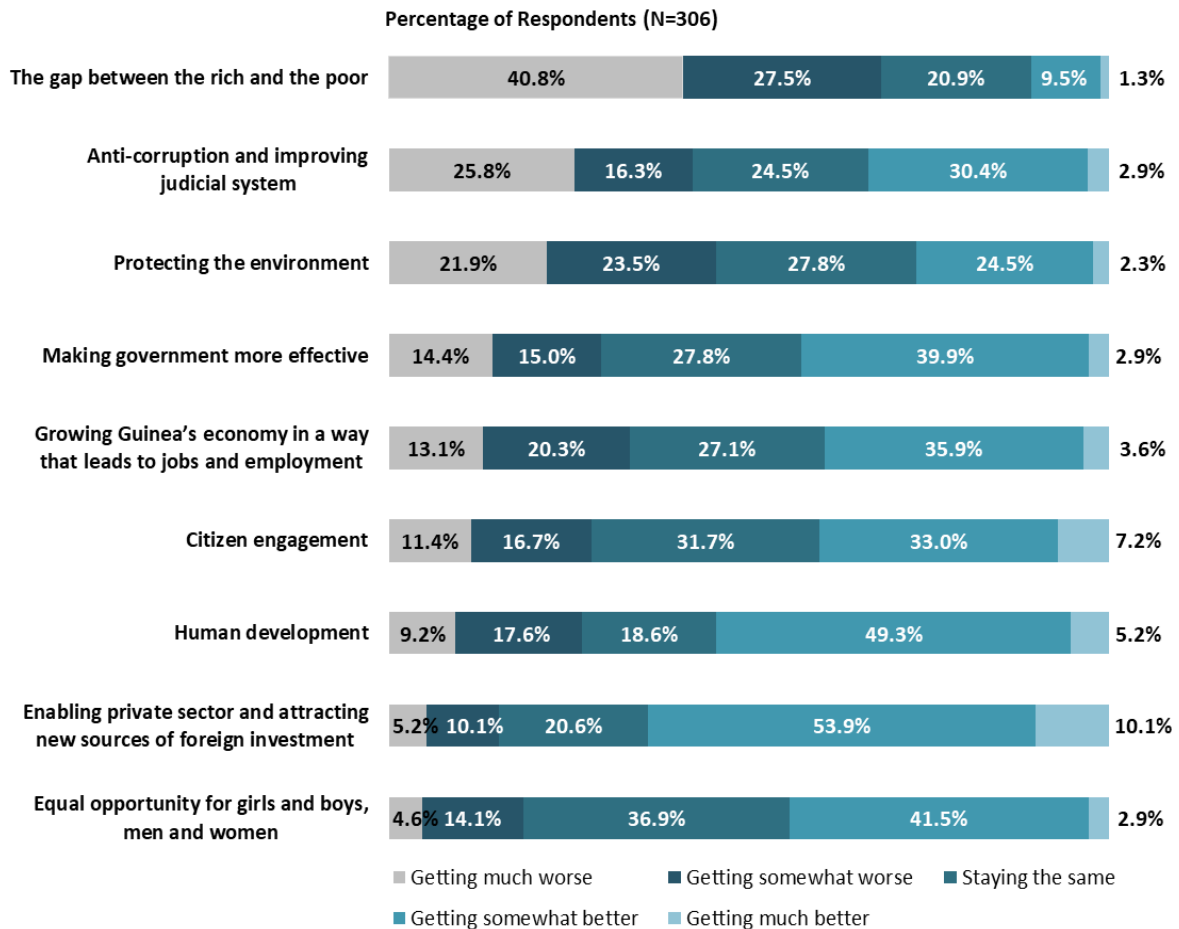


"Do you think that economic opportunity for citizens in Guinea is ... ?"  
(Respondents chose from a list.)



## IV. General Issues Facing Guinea (continued)

### Perceptions of Improvement and Decline in Specific Areas



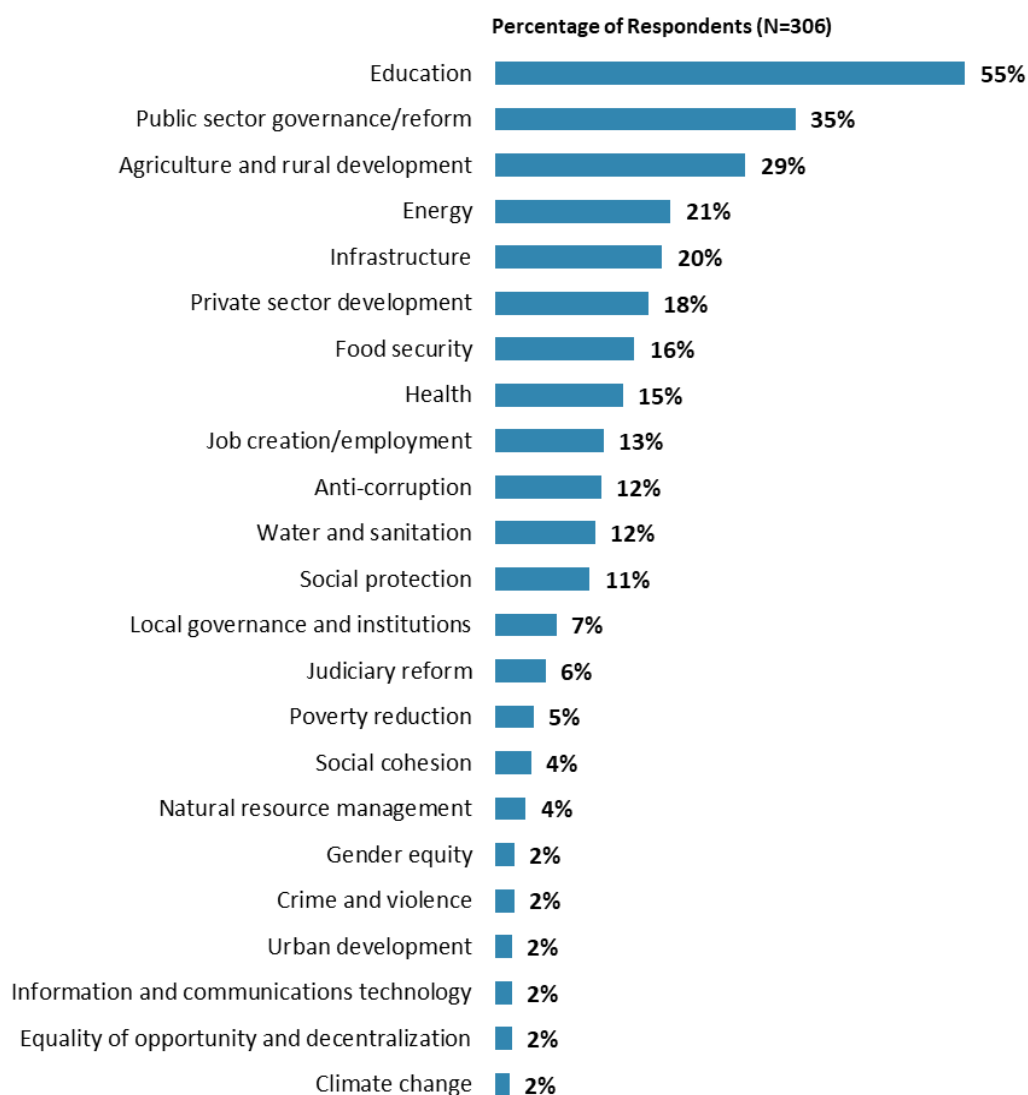
"Please describe the direction Guinea is moving in, when considering ... ?"  
(Respondents chose from a list.)



## IV. General Issues Facing Guinea (continued)

### Development Priority

- **Year comparison:** Respondents in the previous FY'16 Country Survey indicated that the most important development priorities in Guinea were “*public sector governance/reform*” (32%), “*energy*” (24%), and “*private sector development*” (21%).
- **Specialization:** Respondents who identified their primary specialization of work as “*education*” (15% of the sample) were significantly *more* likely to indicate that “*education*” was the most important development priority in Guinea, compared to the rest of respondents in other areas of work (education specialists = 87%; others = 50%).<sup>1</sup>



"Listed below are a number of development priorities in Guinea. Please identify which of the following you consider the most important development priorities in Guinea. (Choose no more than THREE)"  
(Respondents chose from a list. Responses combined. Top 23 of 29 response options shown.)

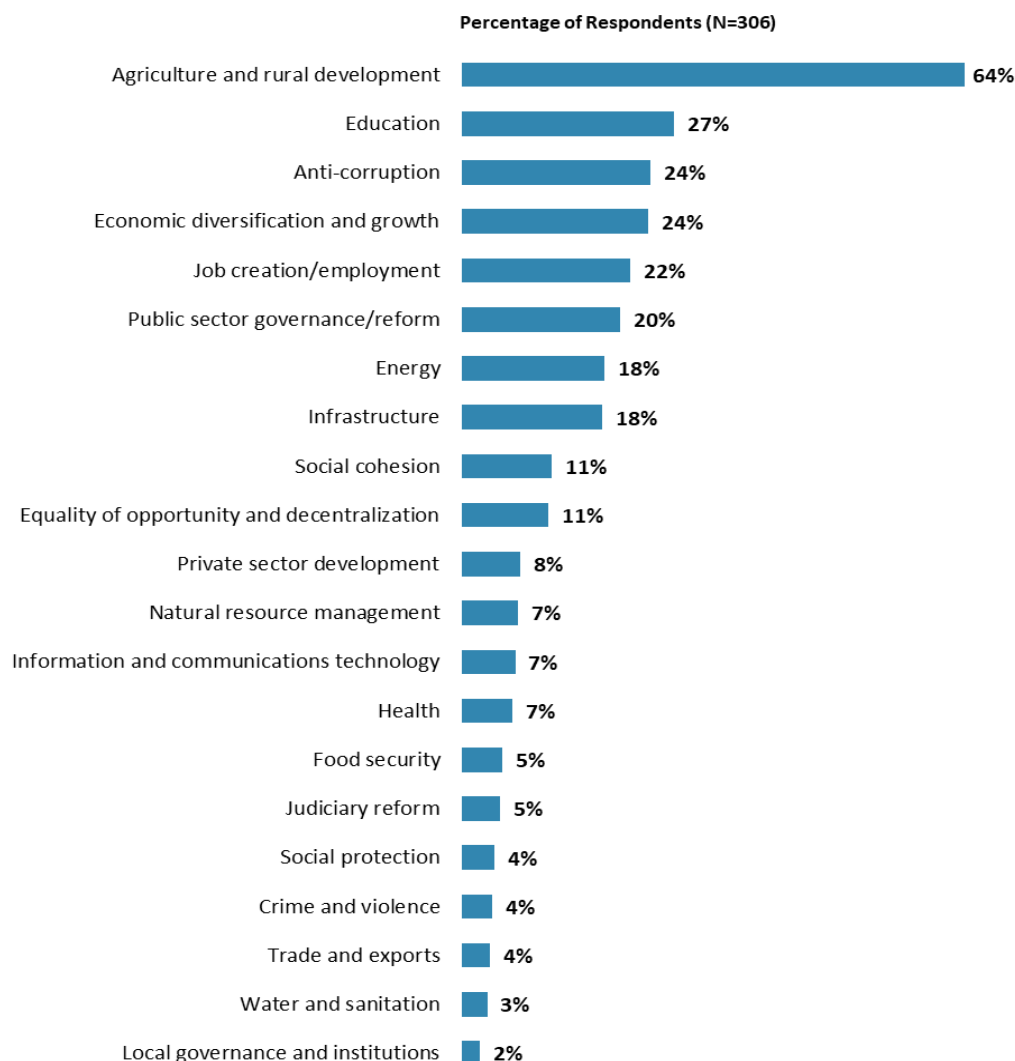
<sup>1</sup> When more than 10% of the sample are respondents from a particular sector (see the full list of specialized areas in question H2 in Appendix G), analyses are done to see these respondents' views about the development priorities in the country.



## IV. General Issues Facing Guinea (continued)

### What Would Contribute Most to Reducing Poverty

- **Year comparison:** Respondents in the previous FY'16 Country Survey indicated that the biggest contributors to poverty reduction in Guinea were “*agricultural development*” (28%), “*public sector governance/reform*” (22%), “*rural development*” (21%), and “*economic growth*” (20%).
- **Specialization:** Respondents who identified their primary specialization of work as “*education*” (15% of the sample) were significantly *more* likely to indicate that “*education*” would contribute the most to poverty reduction in Guinea compared to the rest of respondents in other areas of work (education specialists = 43%; others = 24%).<sup>2</sup>



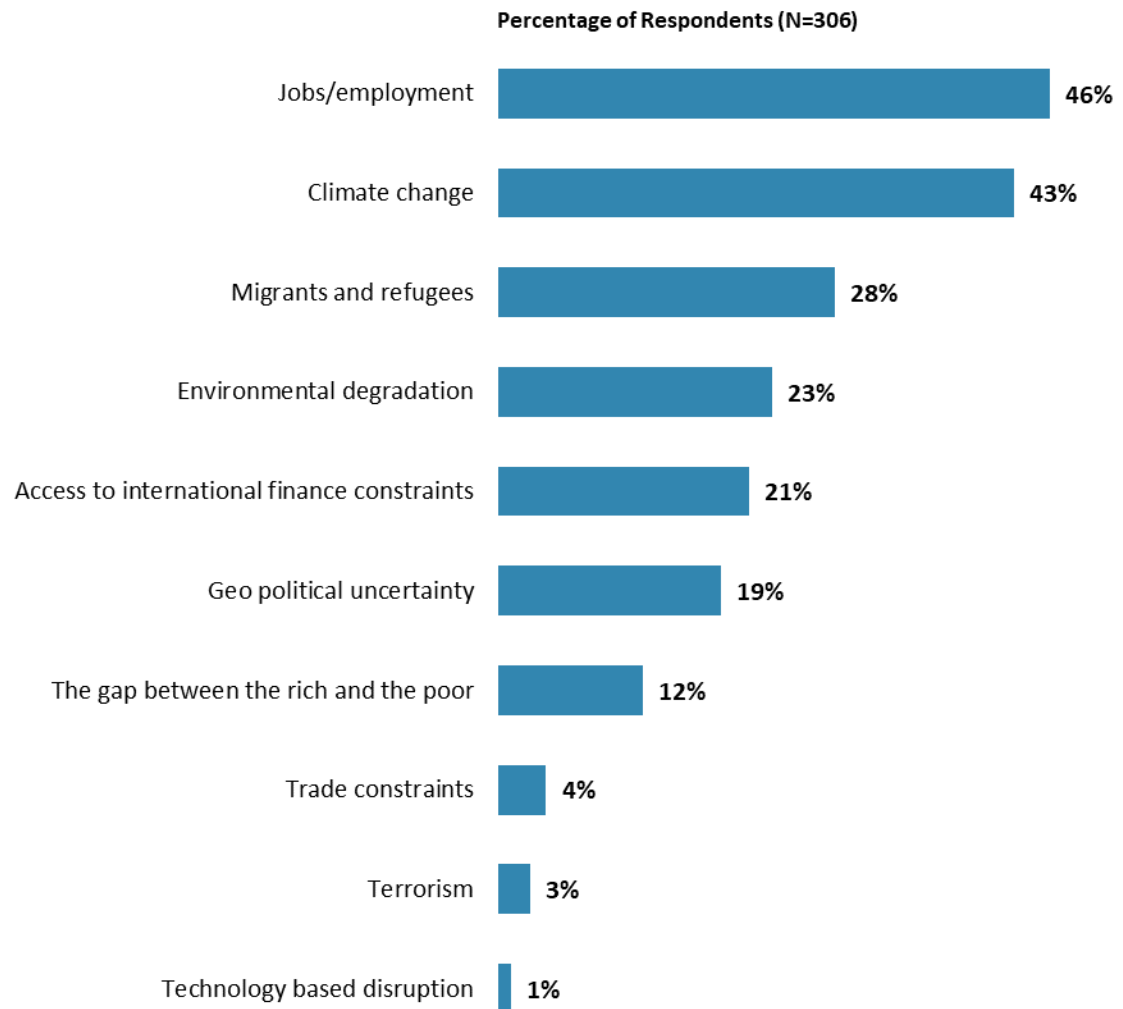
"Poverty reduction is a broad term that encompasses work in many different areas. Which THREE areas of development listed below do you believe would contribute most to reducing poverty in Guinea? (Choose no more than THREE)" (Respondents chose from a list. Responses combined. Top 21 of 28 response options shown.)

<sup>2</sup> When more than 10% of the sample are respondents from a particular sector (see the full list of specialized areas in question H2 in Appendix G), analyses are done to see these respondents' views about which areas of development contribute most to poverty reduction in the country.



## IV. General Issues Facing Guinea (continued)

### The Impact of Global Challenges on Guinea

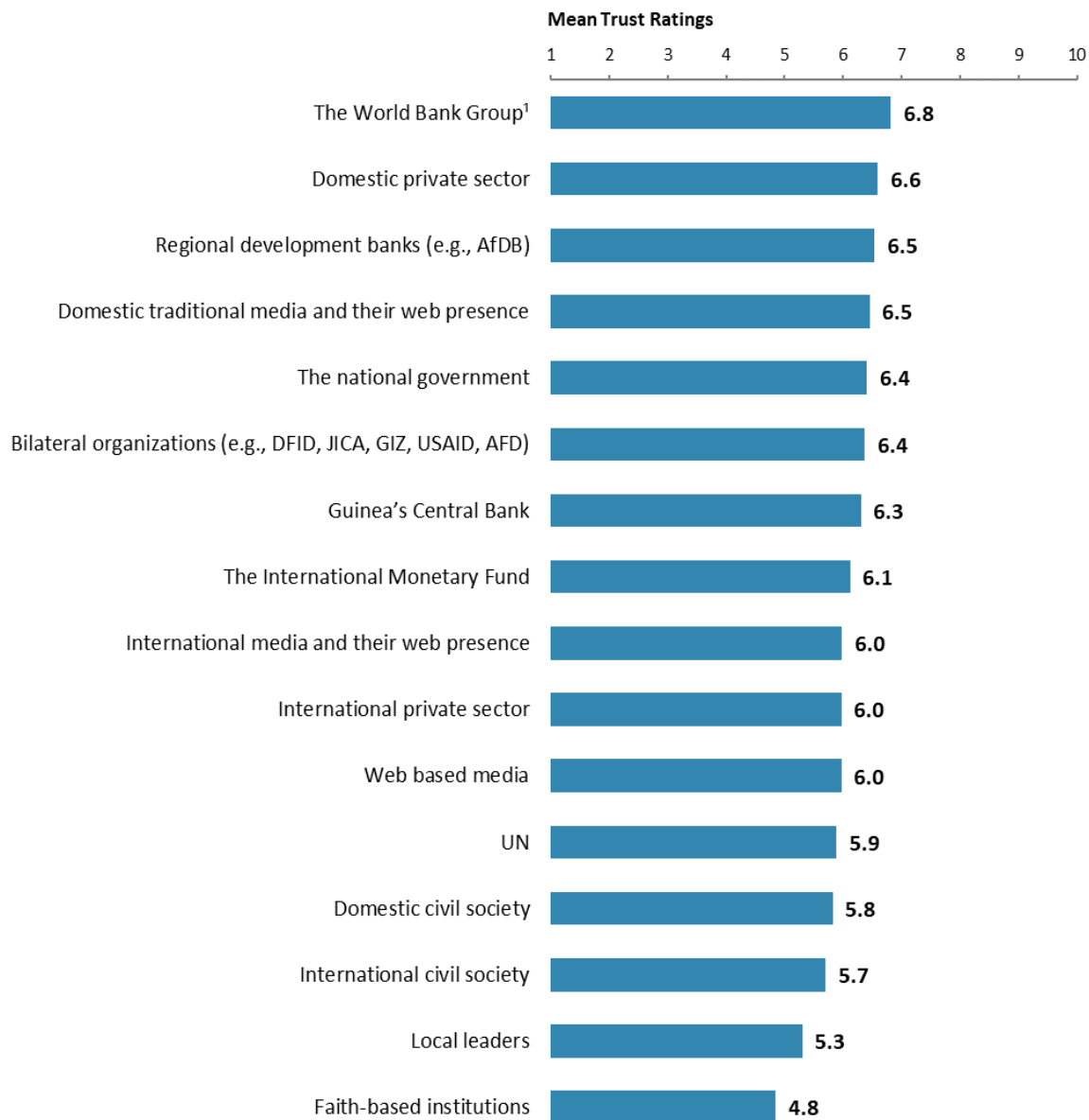


**"Listed below are global challenges. Which do you think have the most serious impact on Guinea? (Choose no more than TWO)"**  
(Respondents chose from a list. Responses combined.)



## IV. General Issues Facing Guinea (continued)

### Trust in Institutions



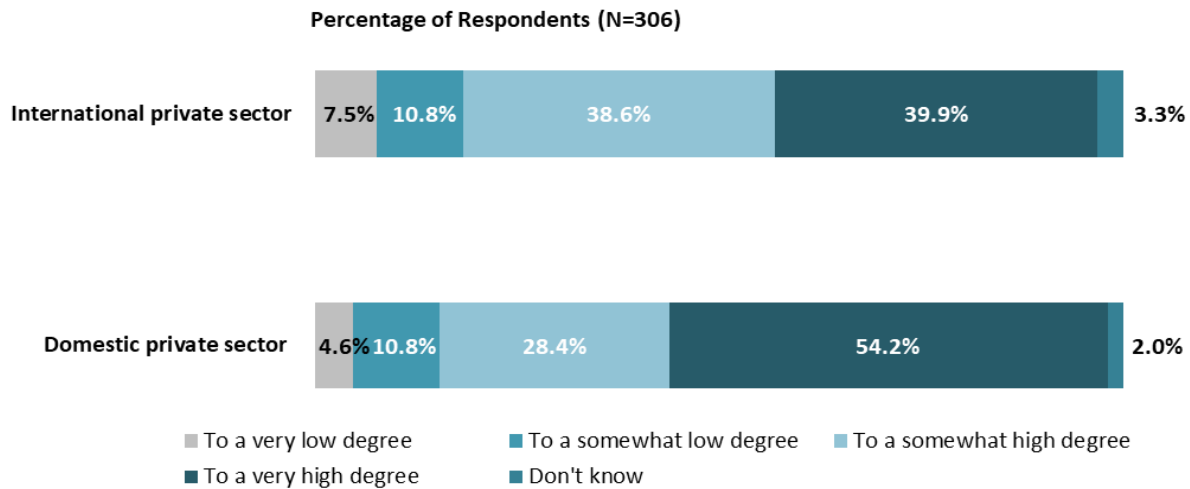
"To what extent do you trust each of the following groups to do what is right? "  
(1-"To no degree at all ", 10-"To a very significant degree")

<sup>1</sup>Indicator Question



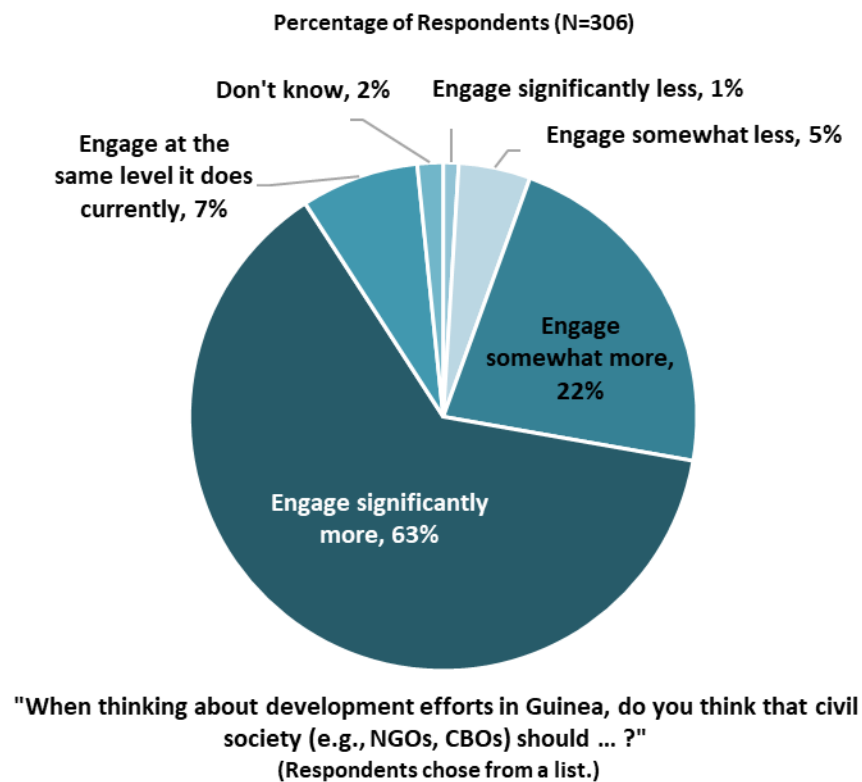
## IV. General Issues Facing Guinea (continued)

### Trust in the Private Sector



"To what extent do you trust \_\_\_\_\_ to engage in public service delivery in Guinea?"  
(Respondents chose from a list.)

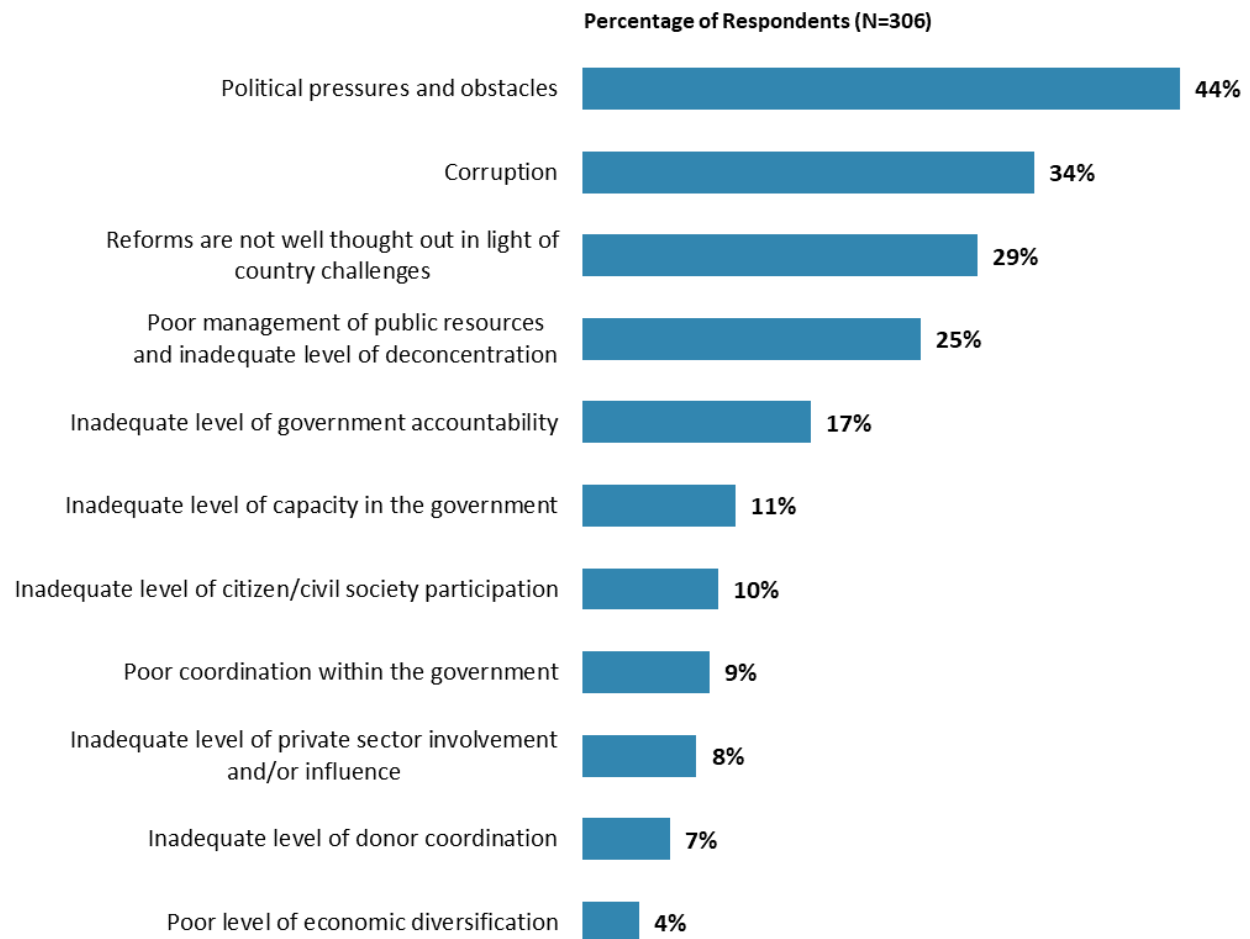
### Civil Society Engagement





## V. Overall Attitudes toward the World Bank Group

### Attributions for Slow/Failed Reform Efforts



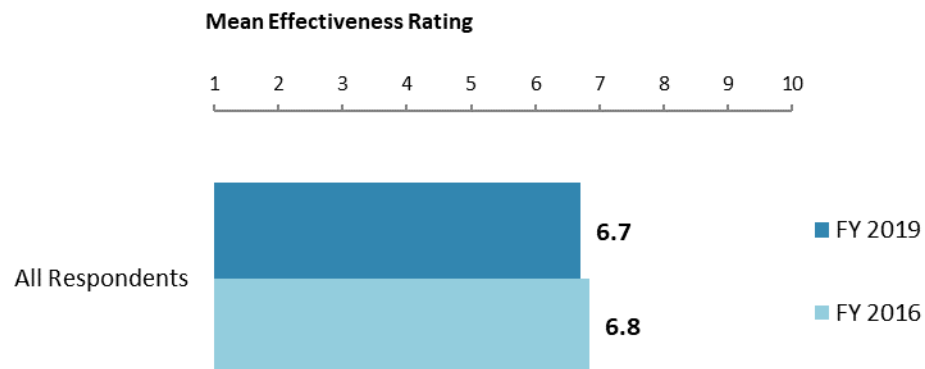
**"When economic and/or social reform efforts fail or are slow to take place in Guinea, which of the following would you attribute this to? (Choose no more than TWO)"**  
(Respondents chose from a list. Responses combined.)





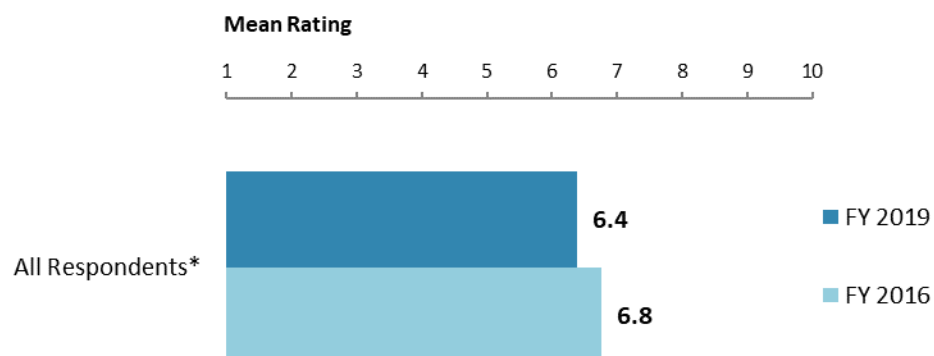
## V. Overall Attitudes toward the World Bank Group (continued)

### The World Bank Group's Overall Effectiveness<sup>3</sup> (*Indicator Question*)



"Overall, please rate your impression of the World Bank Group's effectiveness in Guinea."  
(1- "Not effective at all", 10- "Very effective")

### Achieving Development Results (*Indicator Question*)



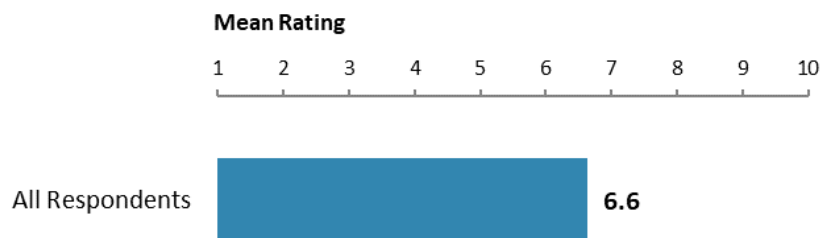
"To what extent does the World Bank Group's work help to achieve development results in Guinea?" (1- "To no degree at all", 10- "To a very significant degree")  
(\*Significantly different between FY 2019 and FY 2016)

<sup>3</sup> Means presented in the charts on this page were calculated based on weighted data.



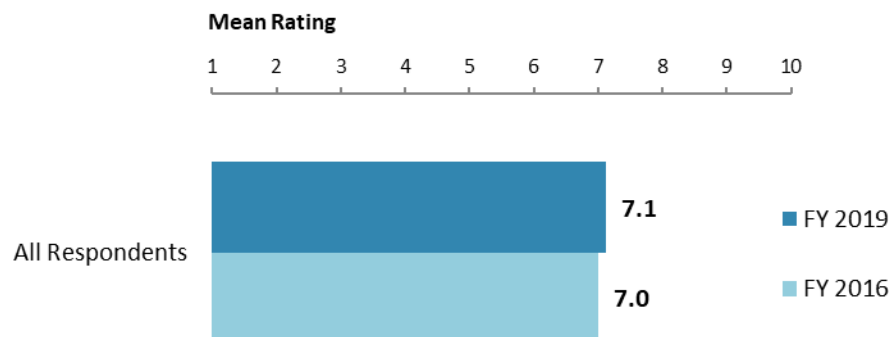
## V. Overall Attitudes toward the World Bank Group (continued)

### Influence on Guinea's Development Agenda (*Indicator Question*)



"To what extent does the World Bank Group influence the development agenda in Guinea?"  
(1-"To no degree at all", 10-"To a very significant degree")

### WBG Staff Preparedness<sup>4</sup>



"To what extent do you believe the World Bank Group's staff is well prepared (e.g., skills and knowledge) to help Guinea solve its most complicated development challenges?"  
(1-"To no degree at all", 10-"To a very significant degree")

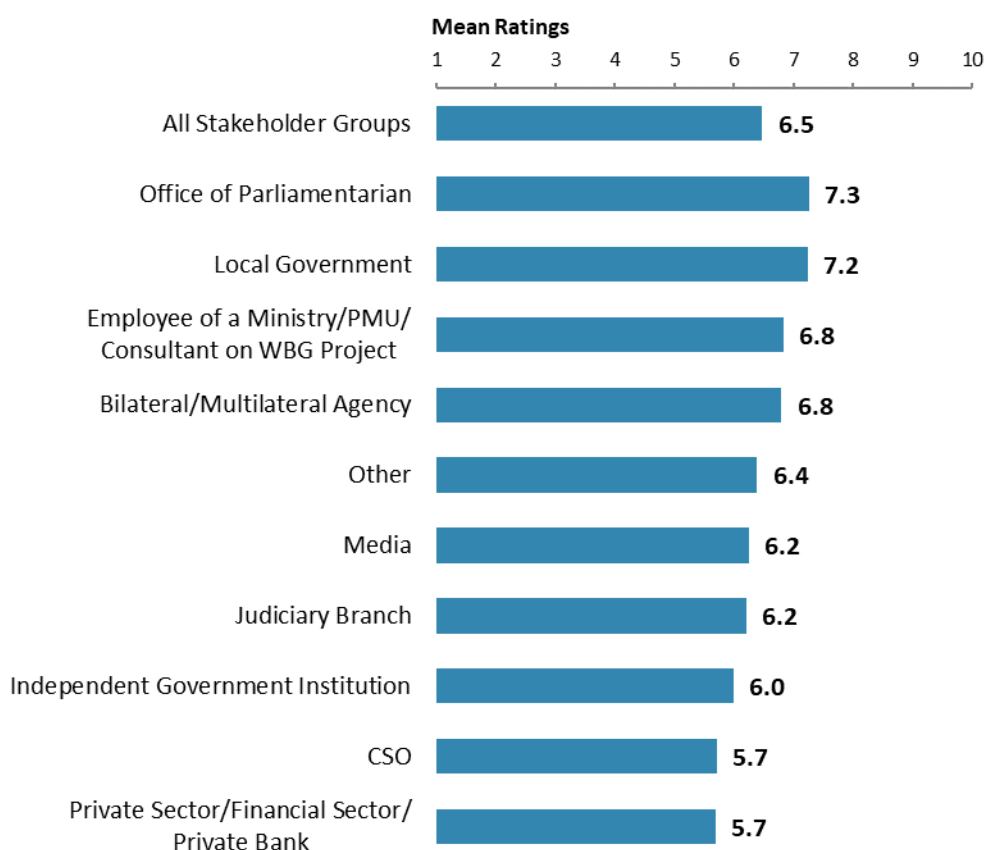
<sup>4</sup> Means presented in this chart were calculated based on weighted data.



## V. Overall Attitudes toward the World Bank Group (continued)

### Overall Ratings for Indicator Questions by Stakeholder Groups

- **Stakeholder groups:** Respondents from the office of a parliamentarian had the highest mean ratings for the aggregated responses to the twenty-eight COS indicator questions, whereas respondents from CSO and the private sector/financial sector/private banks had significantly lower mean ratings. Responses for individual indicator questions by stakeholder groups can be found in Appendix B (page 60).
- **Collaboration:** Respondents who collaborate with the WBG had significantly higher mean ratings for the aggregated responses to the twenty-eight COS indicator questions (mean rating = 7.2) compared to respondents who do not collaborate with the WBG (mean rating = 6.0). Responses for individual indicator questions by exposure to the WBG can be found in Appendix F (page 96).



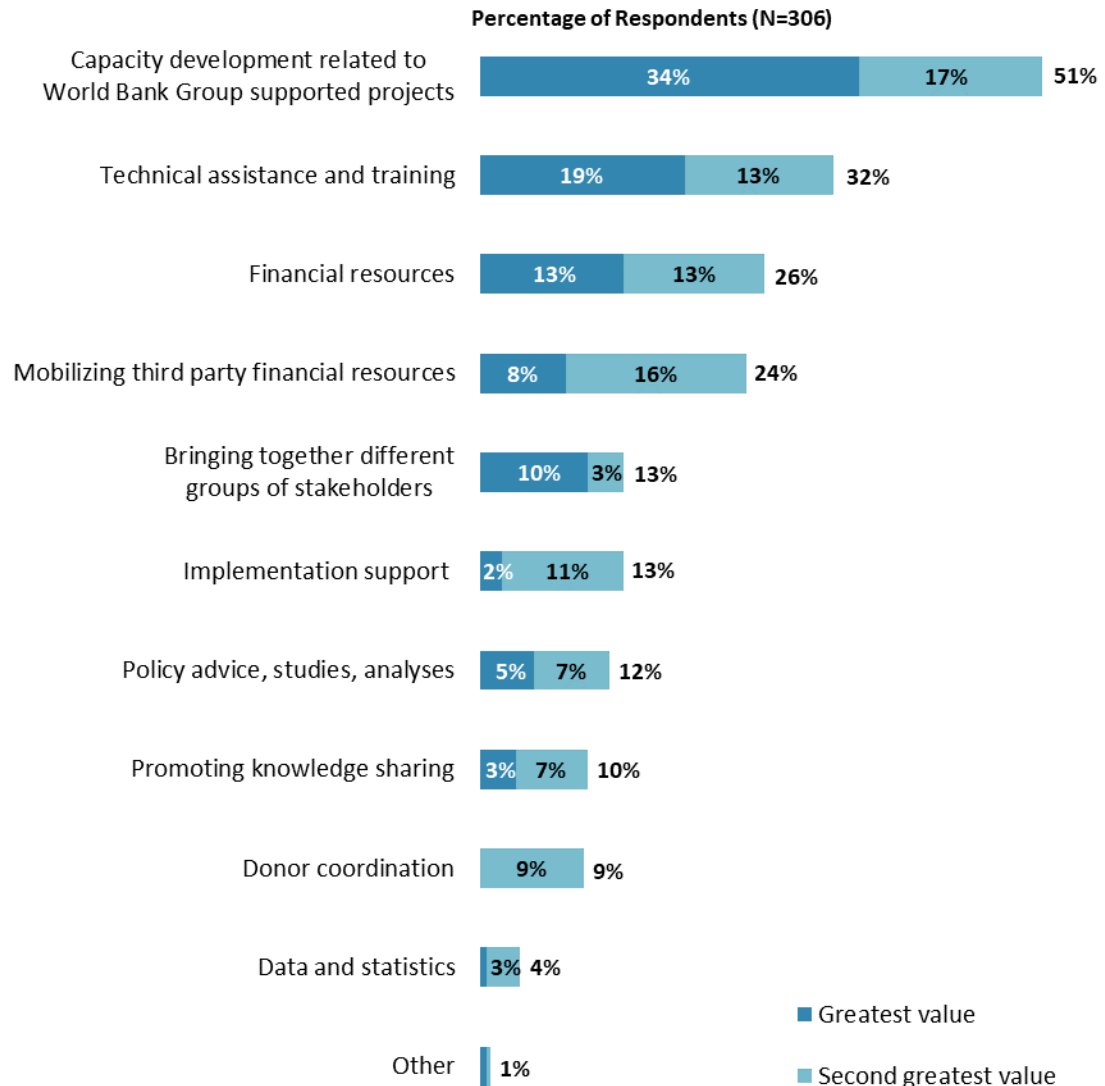
Mean Ratings for All Indicator Questions by Stakeholder Groups on a Scale from 1 to 10



## V. Overall Attitudes toward the World Bank Group (continued)

### Greatest Value

- **Year comparison:** Respondents in the previous FY'16 Country Survey indicated that the WBG's greatest values to Guinea were its "*financial resources*" (35%) and "*capacity development*" (30%).



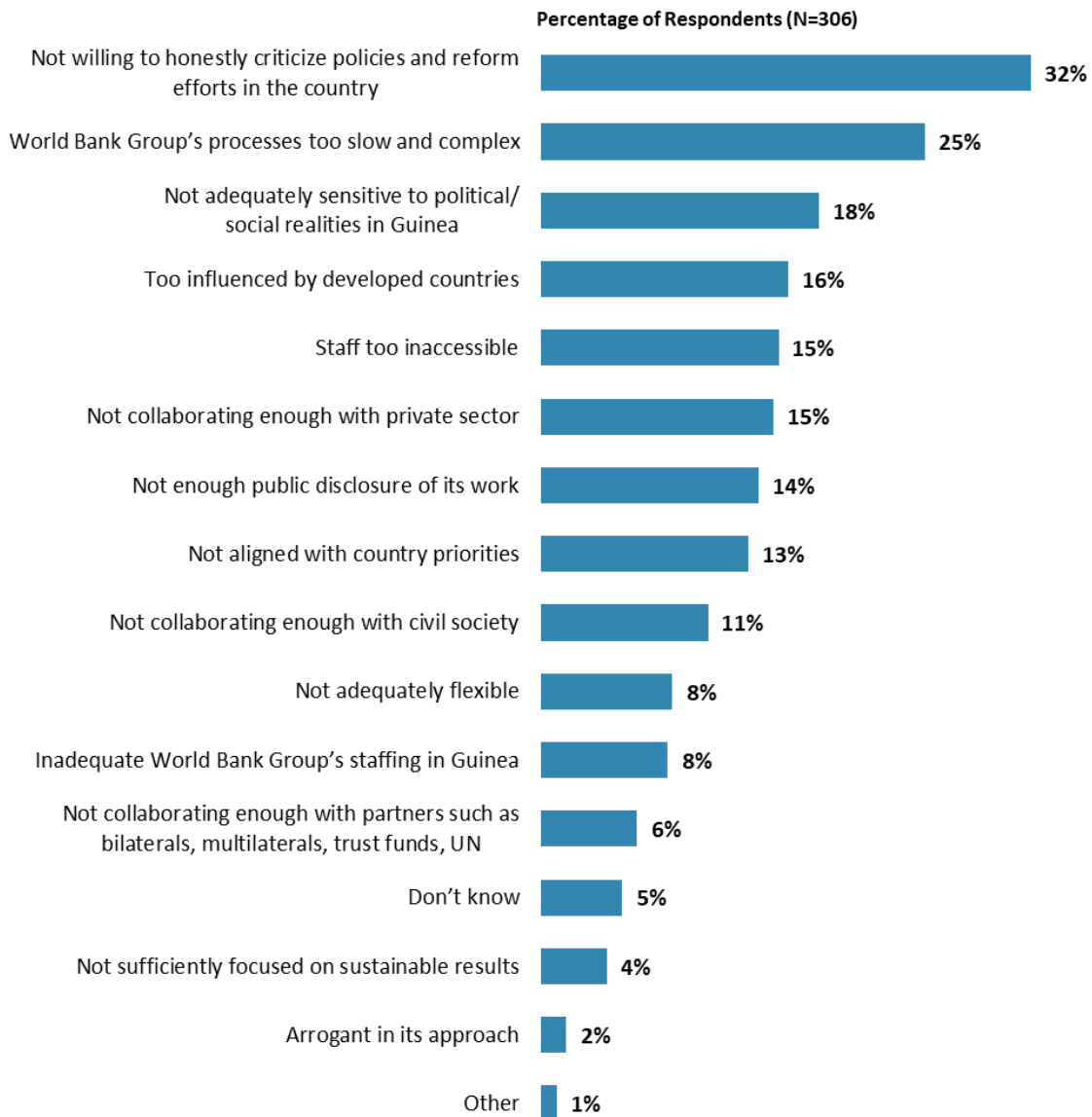
**"When thinking about the World Bank Group's role, which activity do you believe is of greatest VALUE and which activity is of second greatest value in Guinea?"**  
(Respondents chose from a list.)



## V. Overall Attitudes toward the World Bank Group (continued)

### Greatest Weakness

- **Year comparison:** Respondents in the previous FY'16 Country Survey indicated that the WBG's greatest weaknesses in its work in Guinea was its being "*too influenced by developed countries*" (32%) and the "*World Bank Group's processes too complex*" (27%).

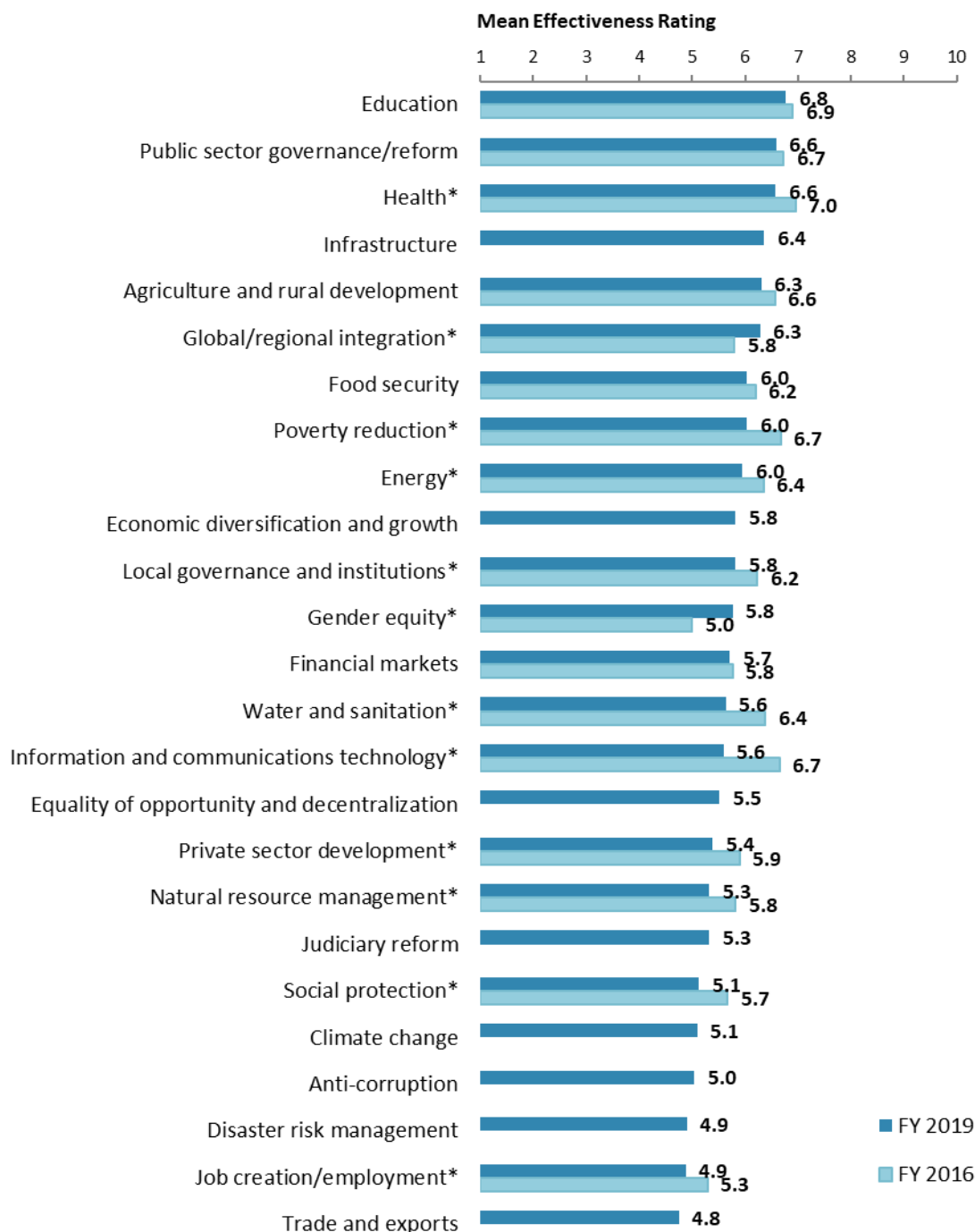


**"Which of the following do you identify as the World Bank Group's greatest WEAKNESSES in its work in Guinea? (Choose no more than TWO)"**  
(Respondents chose from a list. Responses combined.)



## VI. Sectoral Effectiveness

### Effectiveness of WBG's Support in Sectoral Areas: Year Comparison<sup>5</sup>



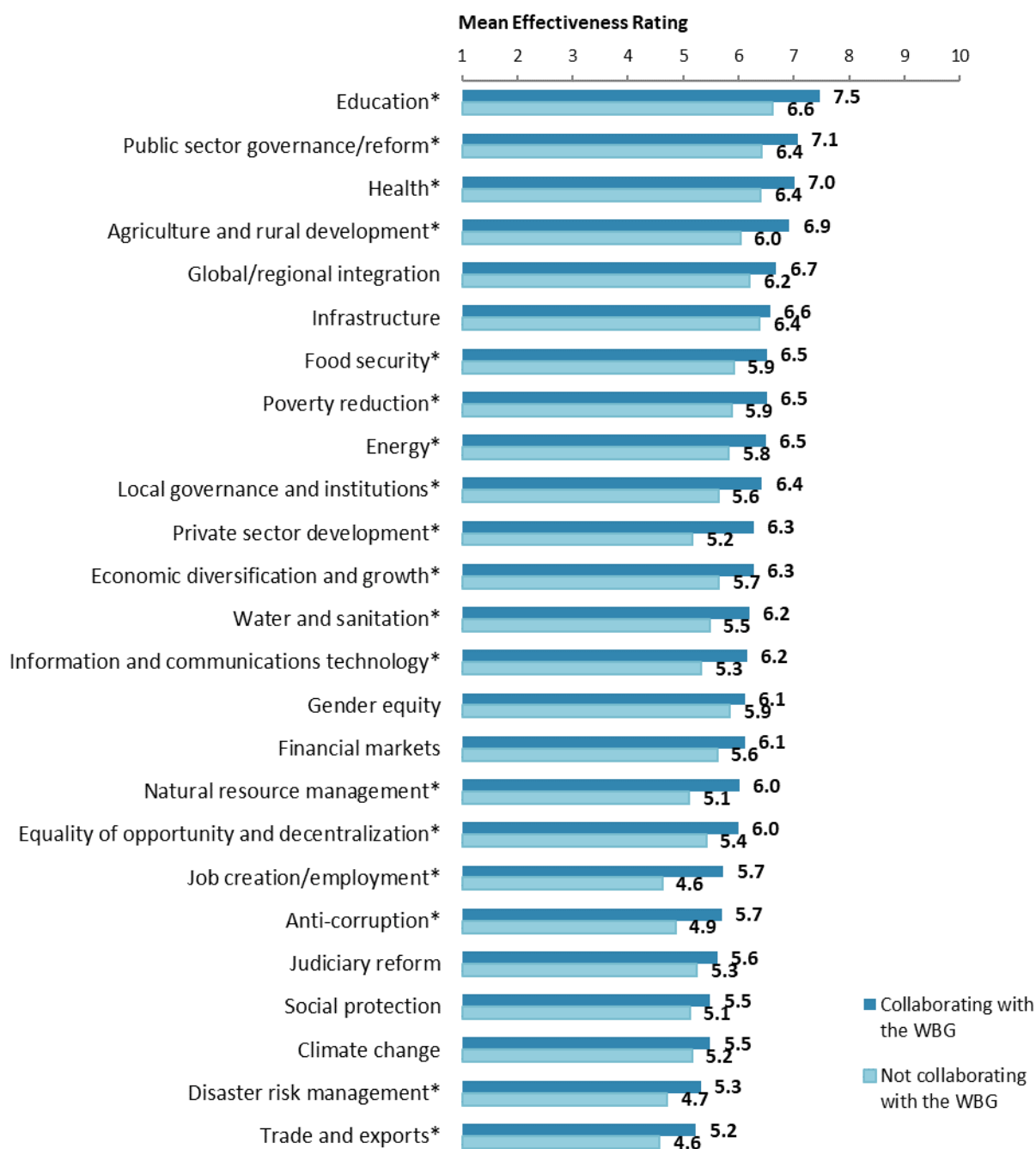
"How EFFECTIVE do you believe the World Bank Group is in terms of the work it does in the following areas of development in Guinea?" (1-"Not effective at all", 10-"Very effective")  
(\*Significantly different between FY 2019 and FY 2016)

<sup>5</sup> Means presented in this chart were calculated based on weighted data. See Appendix E for details.



## VI. Sectoral Effectiveness (continued)

### Effectiveness of WBG's Support in Sectoral Areas: Collaboration<sup>6</sup>



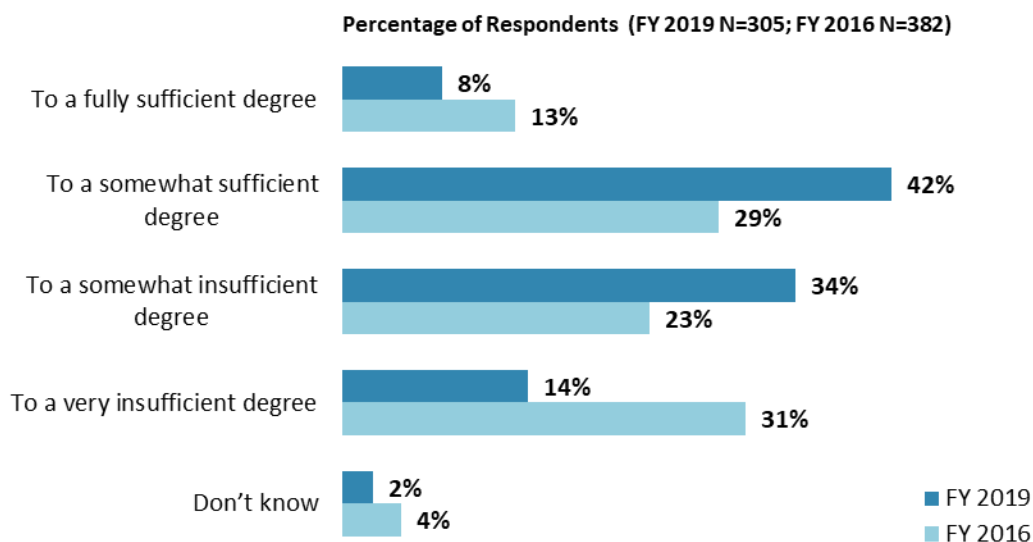
**"How EFFECTIVE do you believe the World Bank Group is in terms of the work it does in the following areas of development in Guinea?" (1-"Not effective at all", 10-"Very effective")**  
*(\*Significantly different between collaborators and non-collaborators)*

<sup>6</sup> Note in the Appendix on the sectoral effectiveness (Appendix A, page 43) that primarily informed stakeholders responded to this question. Respondents were given the option of "don't know" if they did not have exposure to the WBG's work in certain development areas.



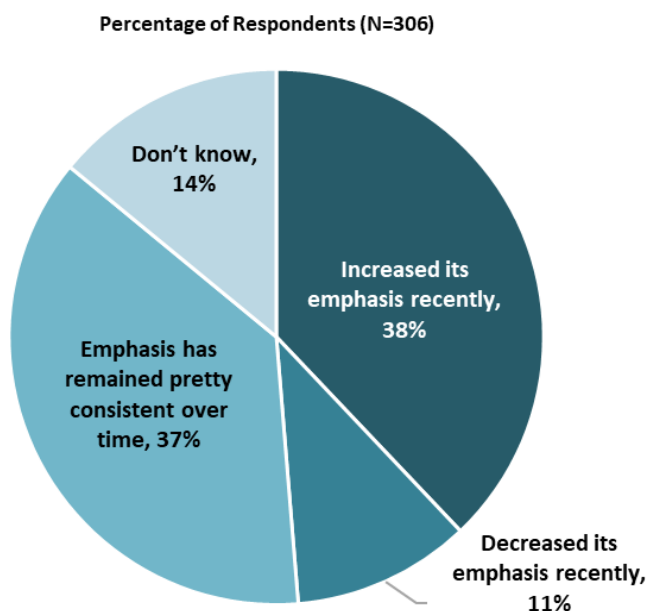
## VI. Sectoral Effectiveness (continued)

### Helping the Poorest<sup>7</sup>



**"To what extent do you believe that the World Bank Group's work and support help the poorest in Guinea?" (Respondents chose from a list.)**

### The WBG's Human Capital Investment



**"From your perspective, which of the following best describes the World Bank Group's current emphasis on investing in human capital (e.g., education, health, social protection)?" (Respondents chose from a list.)**

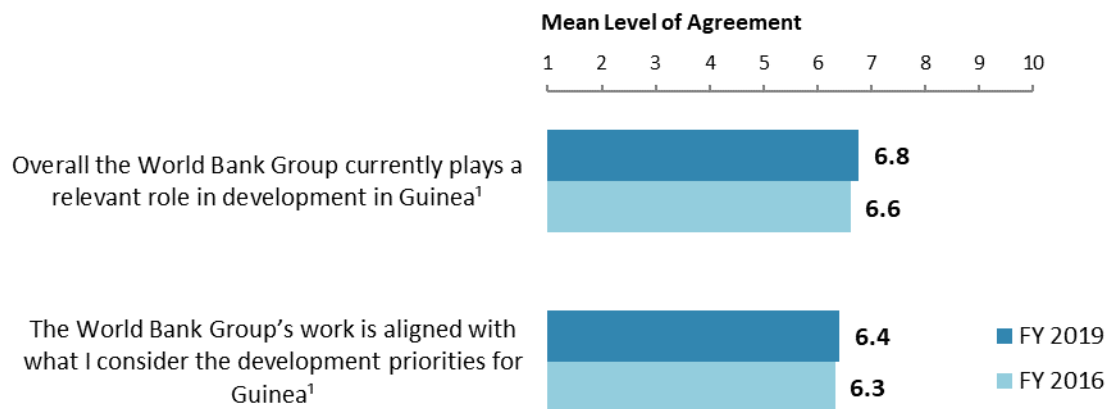
<sup>7</sup> Percentages presented in the chart were calculated based on weighted data.





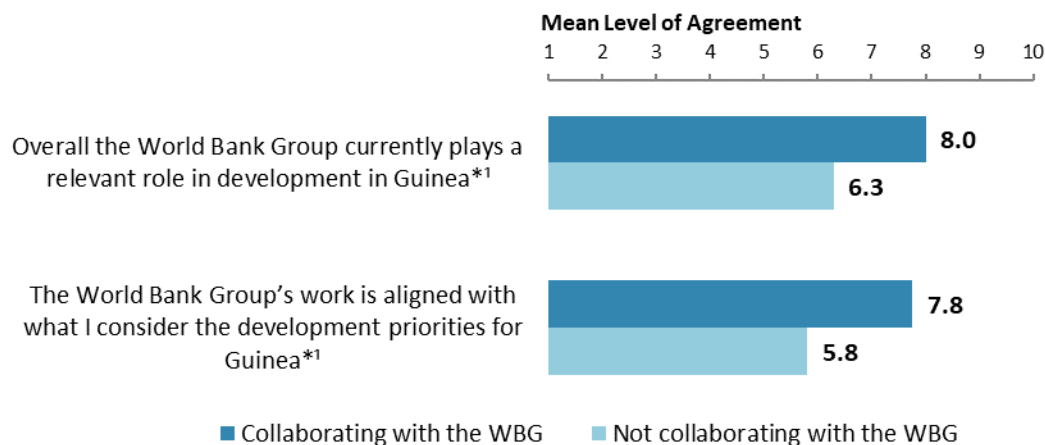
## VII. How the World Bank Group Operates

### The World Bank Group's Work in Guinea: Year Comparison<sup>8</sup>



**"To what extent do you agree with the following statements about the World Bank Group's work in Guinea?" (1-"Strongly disagree", 10-"Strongly agree")**  
*'Indicator Question*

### The World Bank Group's Work in Guinea: Collaboration



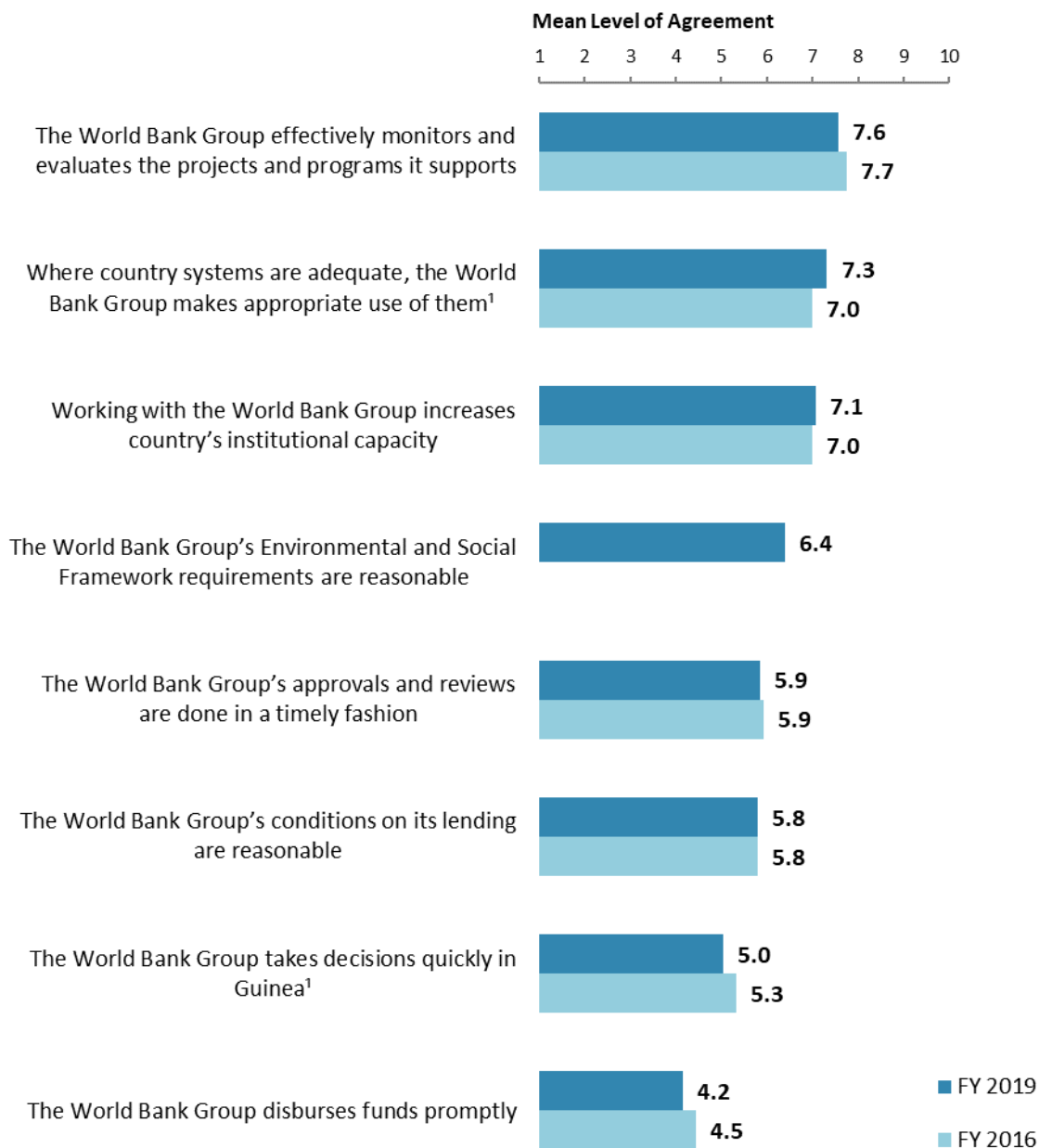
**"To what extent do you agree with the following statements about the World Bank Group's work in Guinea?" (1-"Strongly disagree", 10-"Strongly agree")**  
*(\*Significantly different between collaborators and non-collaborators)*  
*'Indicator Question*

<sup>8</sup> Means in the chart were calculated based on weighted data.



## VII. How the World Bank Group Operates (continued)

### Overall Perceptions: Year Comparison<sup>9</sup>



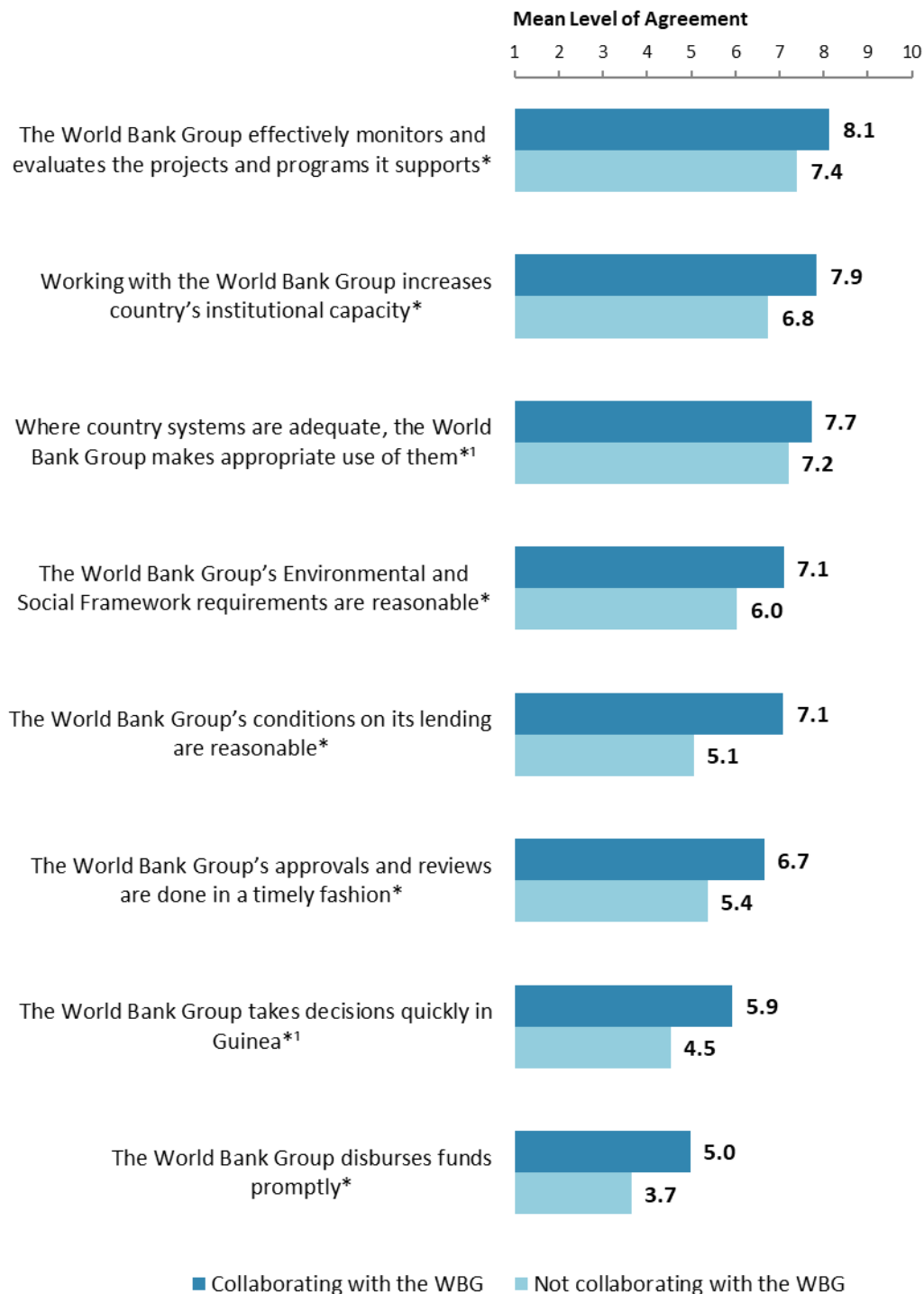
"To what extent do you agree/disagree with the following statements?"  
(1-"Strongly disagree", 10-"Strongly agree")  
*'Indicator Question'*

<sup>9</sup> Means in the chart were calculated based on weighted data.



## VII. How the World Bank Group Operates (continued)

### Overall Perceptions: Collaboration



"To what extent do you agree/disagree with the following statements?"  
(1-"Strongly disagree", 10-"Strongly agree")

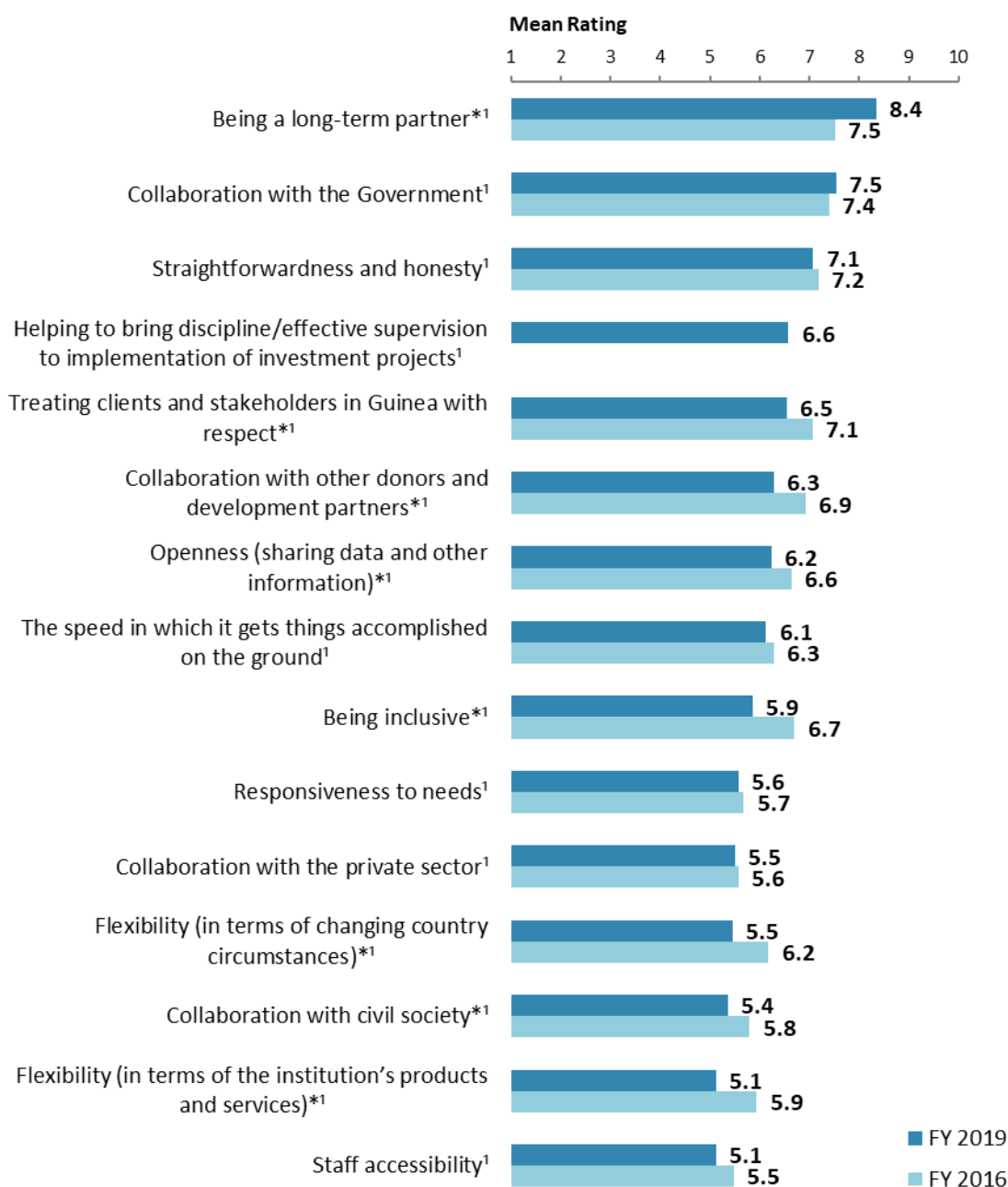
(\*Significantly different between collaborators and non-collaborators)

<sup>1</sup>Indicator Question



## VII. How the World Bank Group Operates (continued)

### The WBG as an Effective Development Partner: Year Comparison<sup>10</sup>



**"To what extent is the World Bank Group an effective development partner in Guinea, in terms of each of the following?" (1-"To no degree at all", 10-"To a very significant degree")**

(\*Significantly different between FY 2019 and FY 2016)

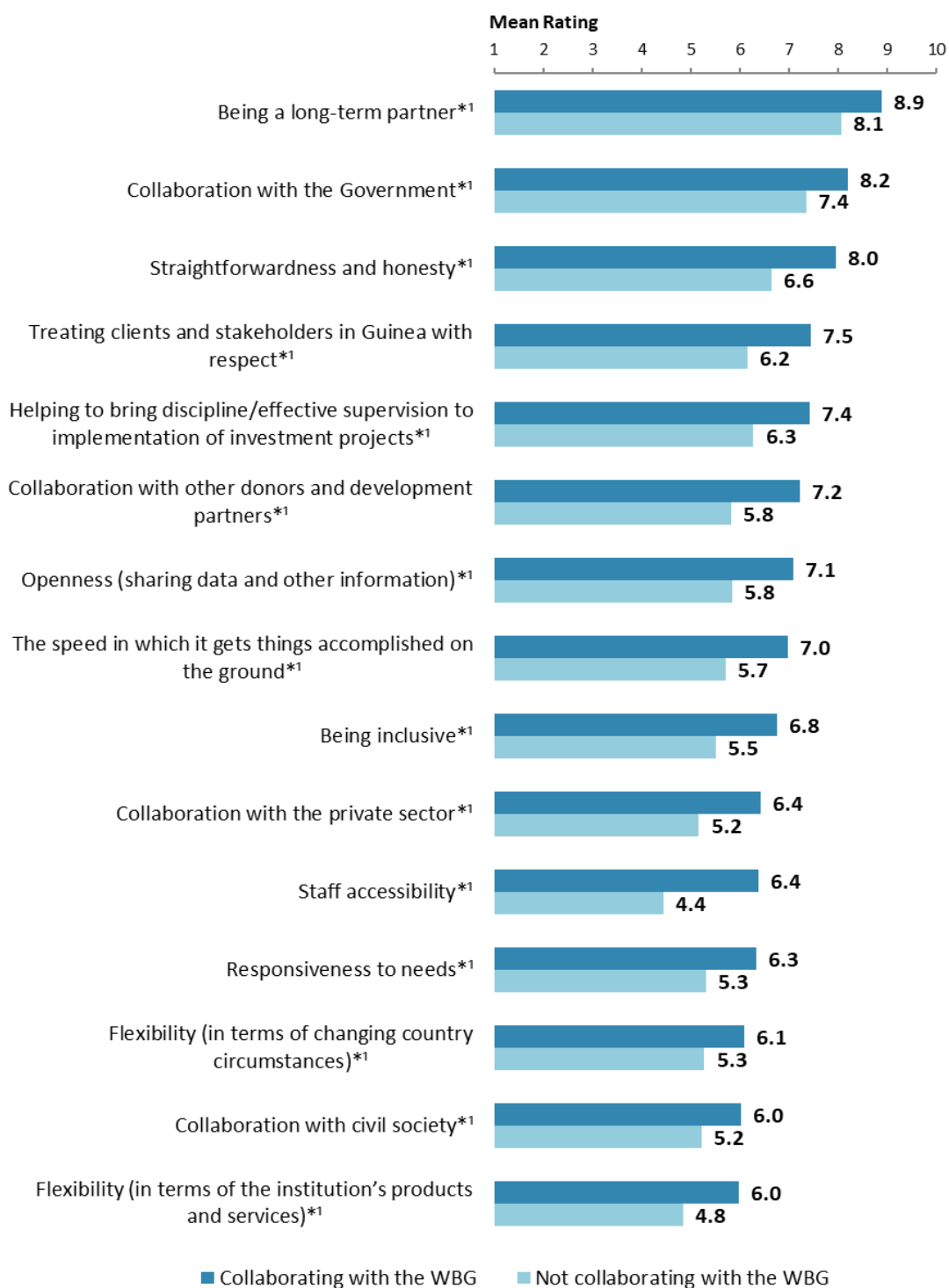
<sup>1</sup>Indicator Question

<sup>10</sup> Means in the chart were calculated based on weighted data.



## VII. How the World Bank Group Operates (continued)

### The WBG as an Effective Development Partner: Collaboration



"To what extent is the World Bank Group an effective development partner in Guinea, in terms of each of the following?" (1-"To no degree at all", 10-"To a very significant degree")

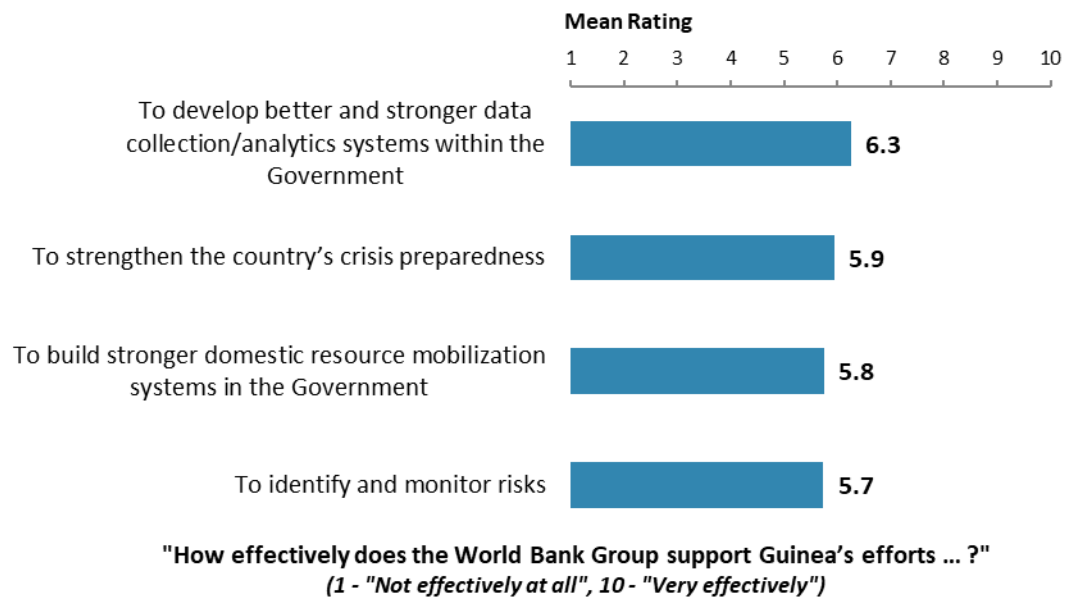
(\*Significantly different between collaborators and non-collaborators)

<sup>1</sup>Indicator Question

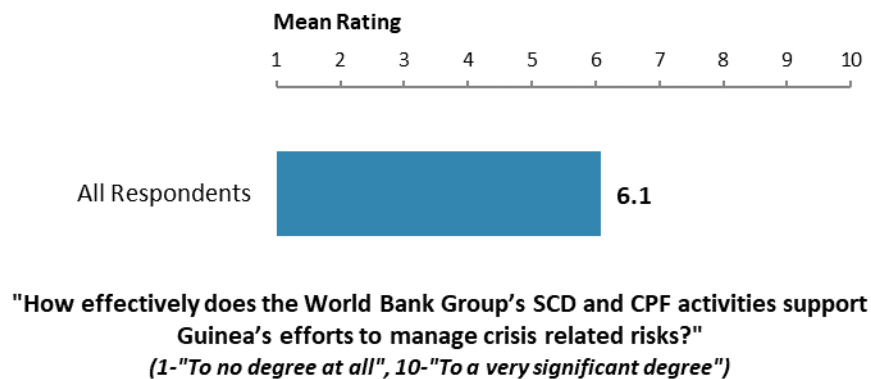


## VII. How the World Bank Group Operates (continued)

### Effectiveness of WBG's Support



### Effectiveness of WBG's Support for Management of Crisis Related Risks

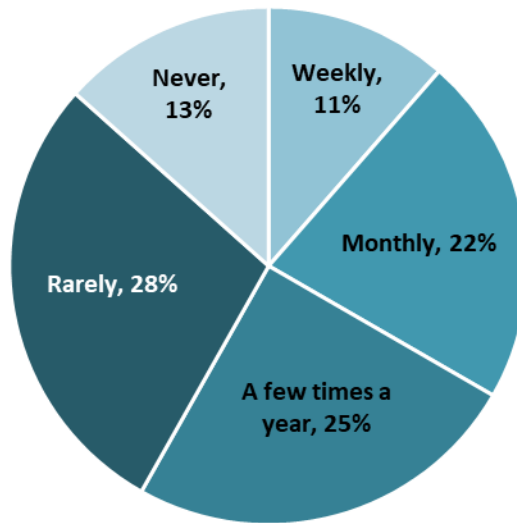




## VIII. World Bank Group's Knowledge and Instruments

### Frequency of Consulting WBG Knowledge Work and Activities

Percentage of Respondents (N=306)

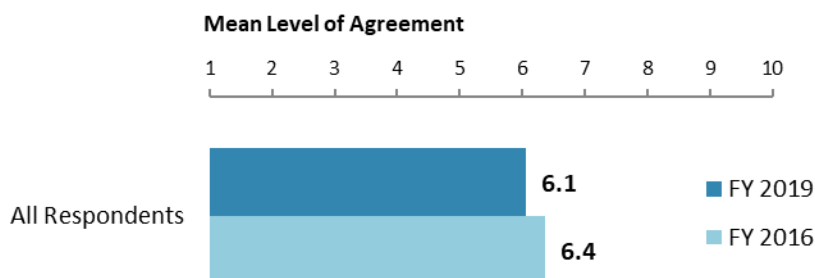


"How frequently do you consult World Bank Group's knowledge work and activities in the work you do?" (Respondents chose from a list.)



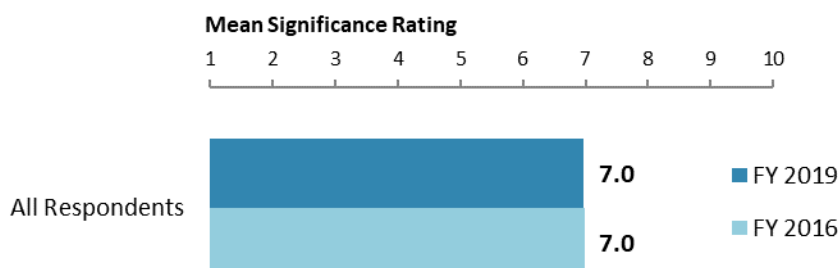
## VIII. World Bank Group's Knowledge and Instruments (continued)

### Meeting Guinea's Knowledge Needs<sup>11</sup> (*Indicator Question*)



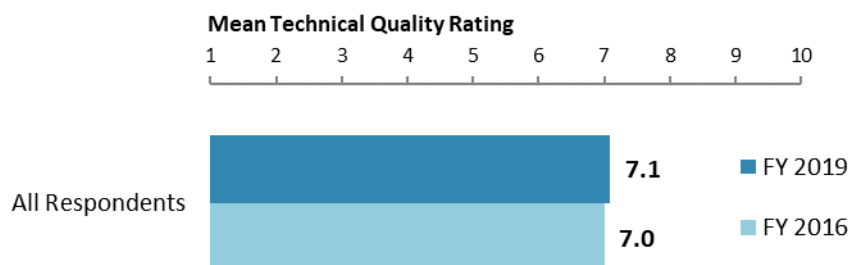
**"The World Bank Group meets Guinea's needs for knowledge services (e.g., research, analysis, data, technical assistance)"**  
(1-"Strongly disagree", 10-"Strongly agree")

### Contribution of the WBG's Knowledge Work and Activities (*Indicator Question*)



**"Overall, how significant a contribution do you believe the World Bank Group's knowledge work and activities make to development results in your country?"**  
(1-"Not significant at all", 10-"Very significant")

### Technical Quality of the WBG's Knowledge Work and Activities (*Indicator Question*)



**"Overall, how would you rate the technical quality of the World Bank Group's knowledge work and activities?"**  
(1-"Very low technical quality", 10-"Very high technical quality")

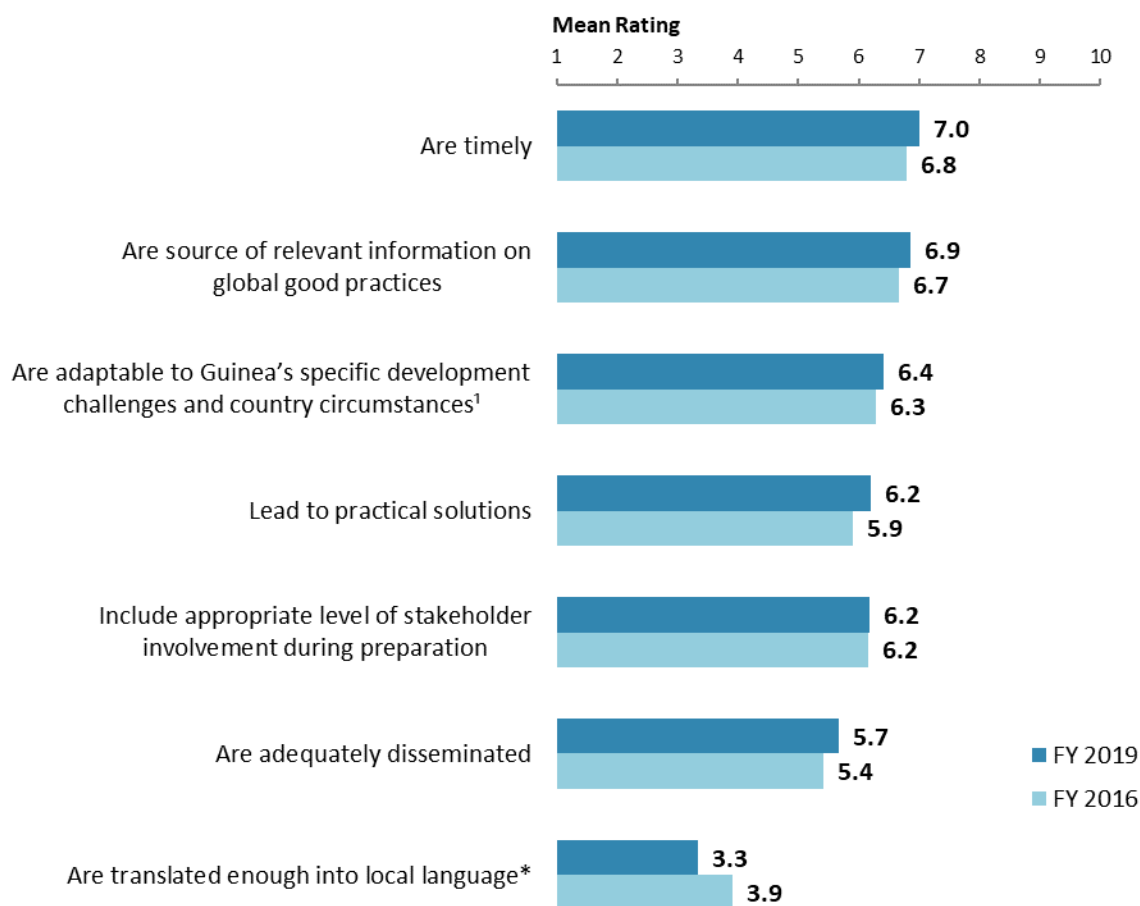
<sup>11</sup> Means in the charts on this page were calculated based on weighted data.





## VIII. World Bank Group's Knowledge and Instruments (continued)

### Qualities of the WBG's Knowledge Work and Activities<sup>12</sup>



"In Guinea, to what extent do you believe that the World Bank Group's knowledge work and activities:"

(1-"To no degree at all", 10-"To a very significant degree")

(\*Significantly different between FY 2019 and FY 2016)

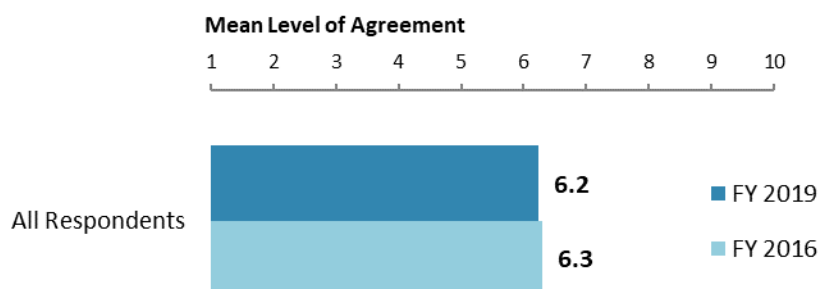
<sup>1</sup>Indicator Question

<sup>12</sup> Means in the chart were calculated based on weighted data.



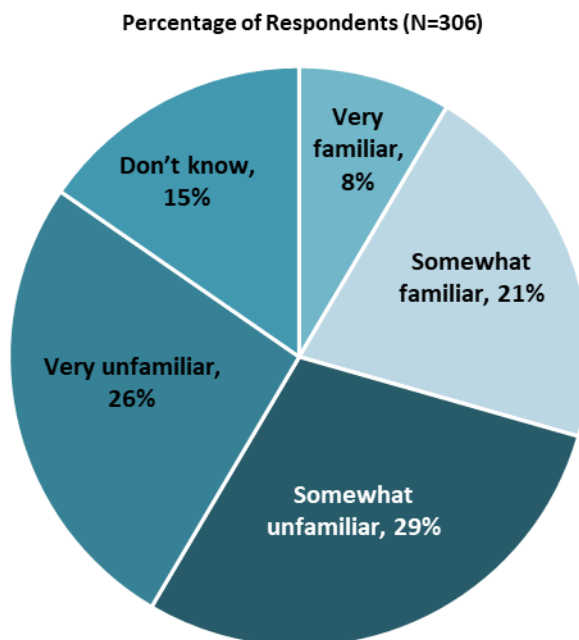
## VIII. World Bank Group's Knowledge and Instruments (continued)

### Meeting Guinea's Needs for Financial Instruments<sup>13</sup> (Indicator Question)



"The World Bank Group's financial instruments (i.e., investment lending, Development Policy Loan, Trust Funds, Program-for-Results, etc.) meet the needs of Guinea"  
(1-"Strongly disagree", 10-"Strongly agree")

### Familiarity with WBG's New Financial Instruments



"As part of IDA18, the World Bank Group has expanded (or developed) a number of financial instruments to respond to challenges in IDA countries. These include the Crisis Response Window (CRW), Pandemic Emergency Finance Facility (PEF), Catastrophe Deferred Draw Down Option (CAT-DDO), and the Private Sector Window (PSW). In general, how familiar are you with these new or expanded financial instruments in Guinea?" (Respondents chose from a list.)

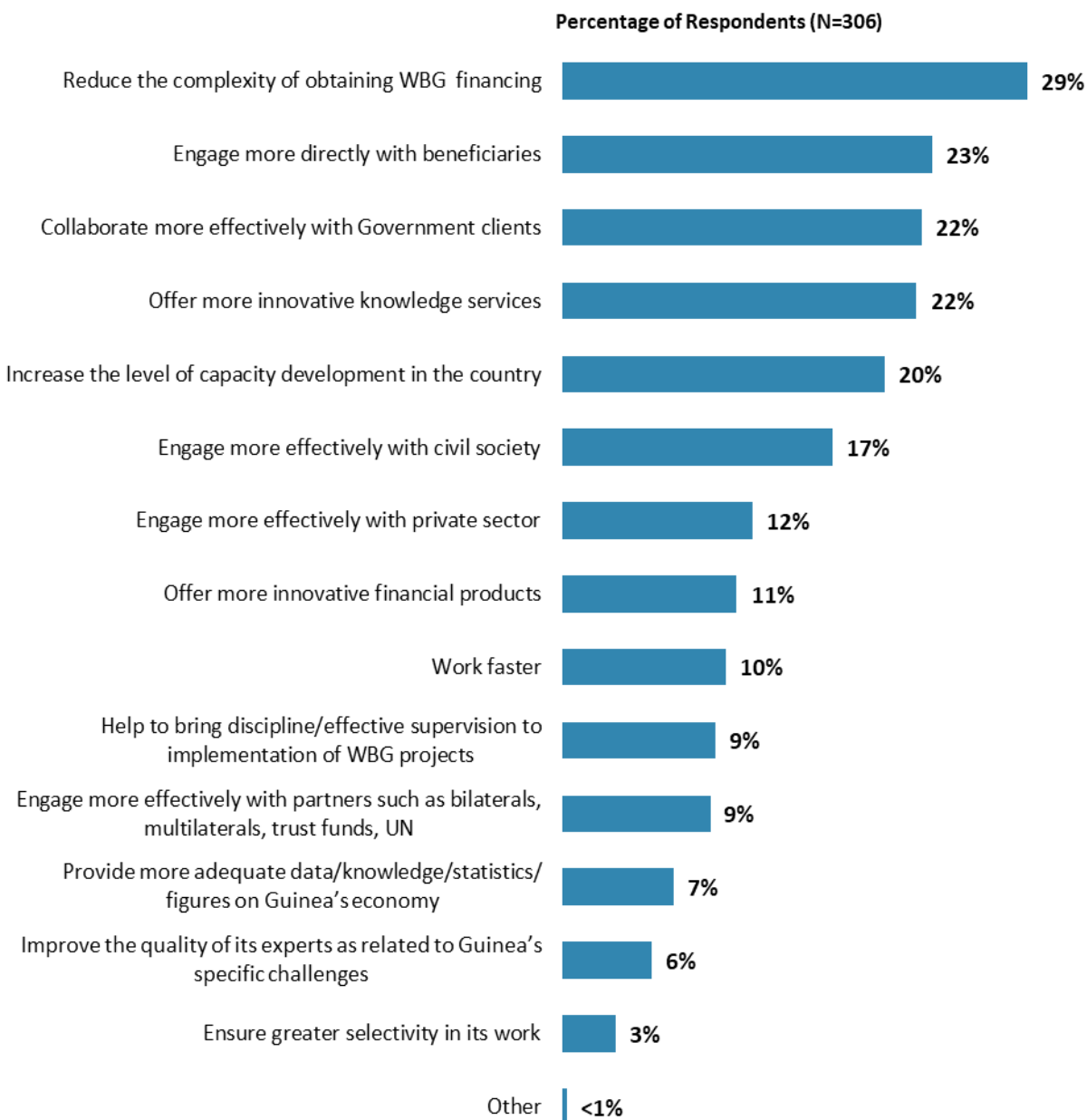
<sup>13</sup> Means in the chart were calculated based on weighted data.



## IX. The Future Role of the WBG in Guinea

### Making the World Bank Group of Greater Value

- **Year comparison:** Respondents in the previous FY'16 Country Survey indicated that the WBG should “*reach out more to groups outside of Government*” (26%), “*increase the level of capacity development in the country*” (26%), “*reduce the complexity of obtaining World Bank Group financing*” (26%), and “*offer more innovative financial products*” (25%) to make itself of greater value in Guinea.



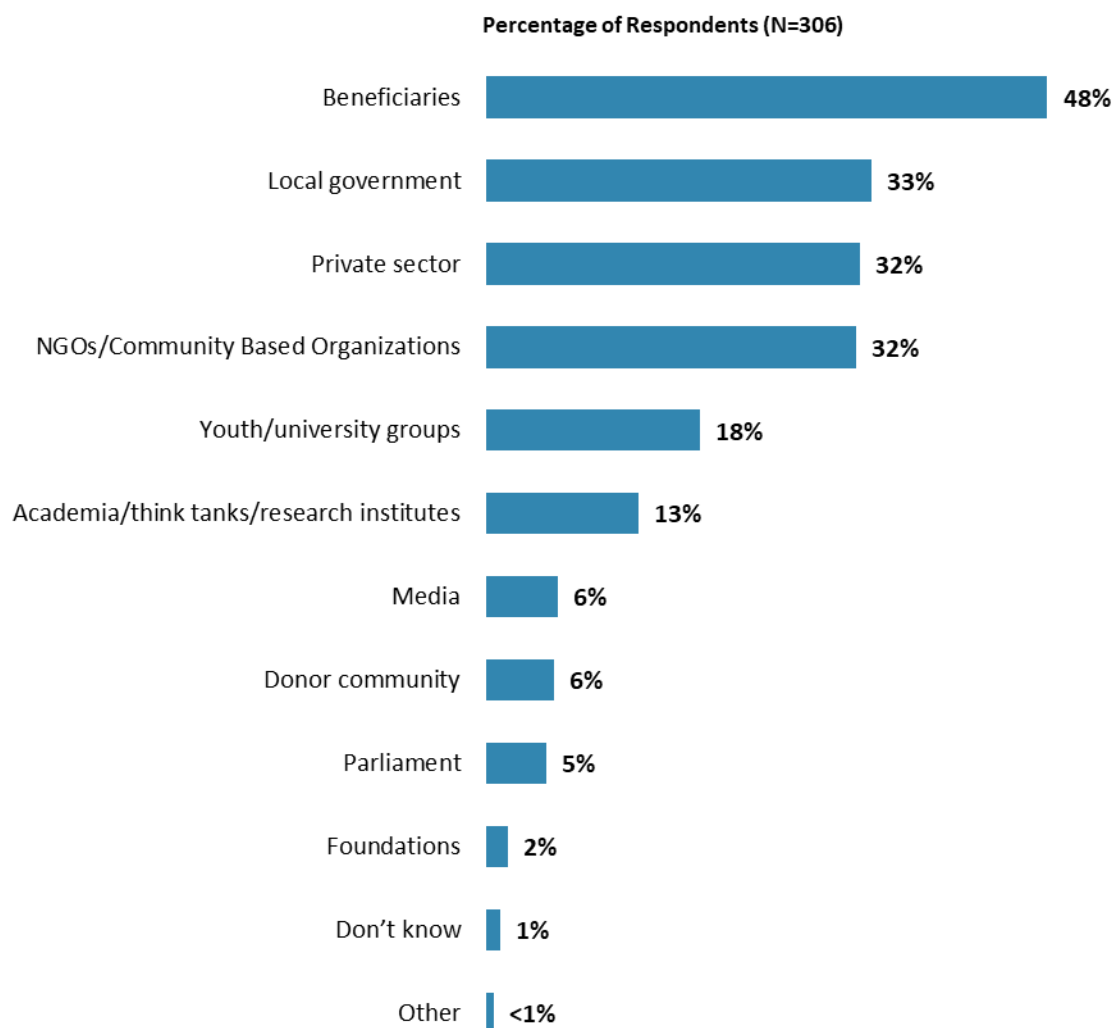
**"Which of the following SHOULD the World Bank Group do to make itself of greater value in Guinea? (Choose no more than TWO)" (Respondents chose from a list. Responses combined.)**



## IX. The Future Role of the WBG in Guinea (continued)

### The World Bank Group Should Collaborate More with ...

- **Year comparison:** Respondents in the previous FY'16 Country Survey indicated that the WBG should work more with “*private sector*” (48%) and “*NGOs/community-based organizations*” (41%) to ensure better development results in Guinea.



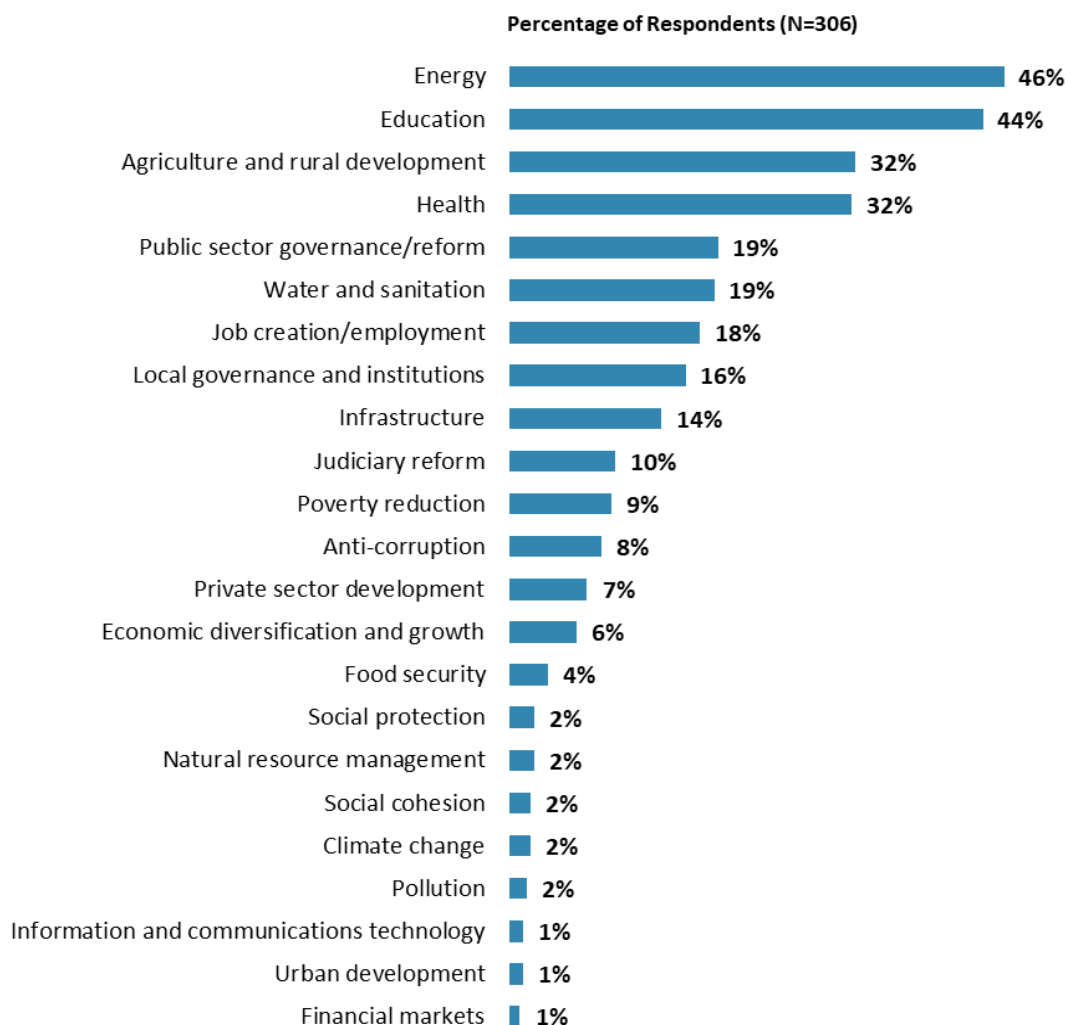
"In addition to the regular relations with the national government, which TWO of the following groups should the World Bank Group collaborate with more in your country? (Choose no more than TWO)"  
(Respondents chose from a list. Responses combined.)



## IX. The Future Role of the WBG in Guinea (continued)

### Where the World Bank Group Should Focus its Resources

- **Year comparison:** Respondents in the previous FY'16 Country Survey indicated that the WBG should focus its resources on “*agricultural development*” (25%), “*public sector governance/reform*” (23%), and “*education*” (23%).
- **Specialization:** Respondents who identified their primary specialization of work as “*education*” (15% of the sample) were significantly *more* likely to indicate that the WBG should focus most of its resources on “*education*,” compared to the rest of respondents in other areas of work (education specialists = 72%; others = 39%).<sup>14</sup>



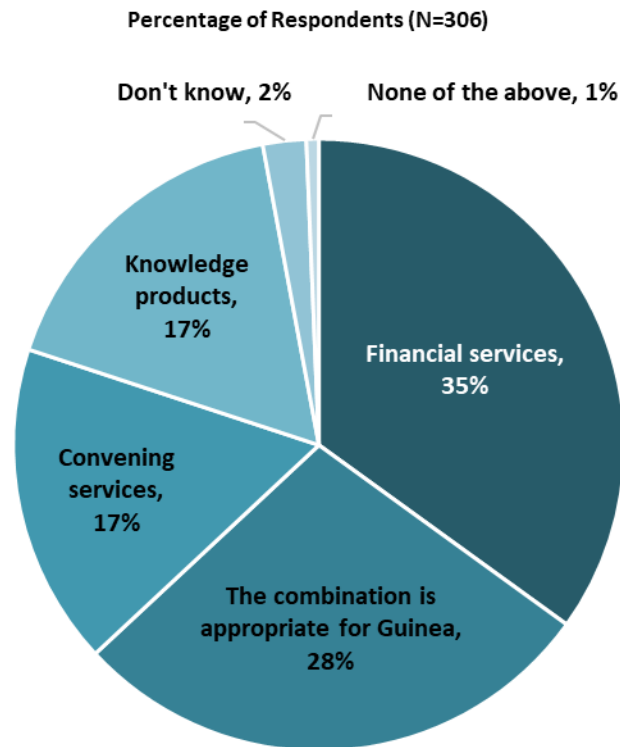
**“When thinking about how the World Bank Group can have the most impact on development results in Guinea, in which sectors do you believe the World Bank Group should focus most of its resources (financial and knowledge services) in Guinea? (Choose no more than THREE)”**  
(Respondents chose from a list. Responses combined. Top 23 of 29 response options shown.)

<sup>14</sup> When more than 10% of the sample are respondents from a particular sector (see the full list of specialized areas in question H2 in Appendix G), analyses are done to see these respondents’ views about which areas the World Bank Group should focus most of its resources on.



## IX. The Future Role of the WBG in Guinea (continued)

### Future Combination of the WBG Services



"When considering the combination of services that the World Bank Group offers in Guinea, and taking into account its limited level of resources, which ONE of the following do you believe the World Bank Group should offer more of in Guinea?" (Respondents chose from a list.)

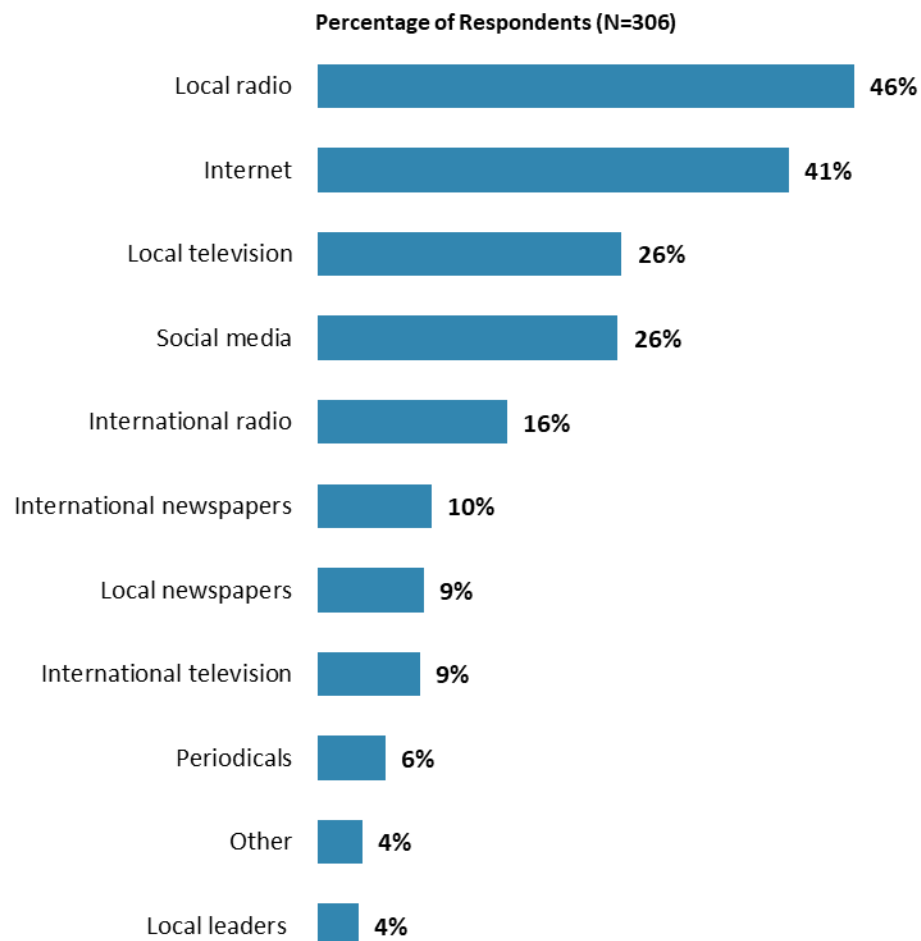


## X. Communication and Outreach

*Note: When considering the World Bank Group's future outreach with key constituencies, please see Appendix B (page 60) for all responses by stakeholder groups.*

### General Information Sources

- **Year comparison:** Respondents in the previous FY'16 Country Survey indicated that they got most of their information about economic and social development issues in Guinea from the “*Internet*” (47%) and “*local radio*” (36%).



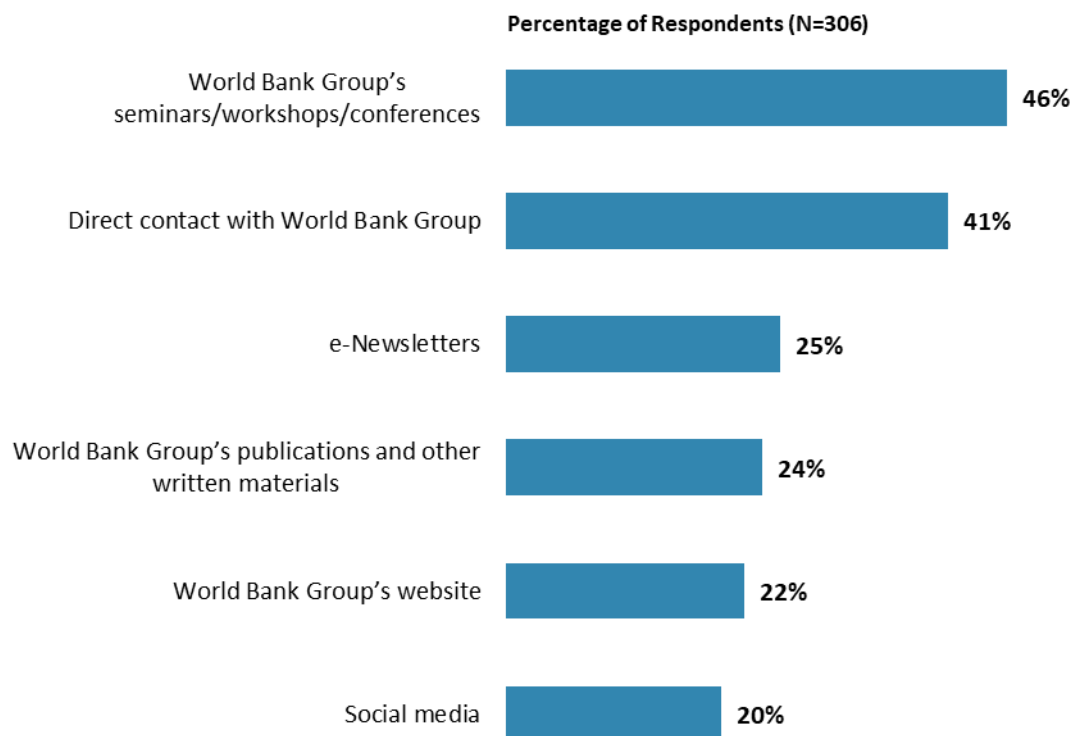
**"How do you get most of your information about economic and social development issues in Guinea? (Choose no more than TWO)"**  
(Respondents chose from a list. Responses combined.)



## X. Communication and Outreach (continued)

### Preferred Information Sources

- **Year comparison:** Respondents in the previous FY'16 Country Survey indicated that they would prefer to receive information from the WBG through “*WBG’s seminars/workshops/conferences*” (59%) and “*World Bank Group’s website*” (38%).



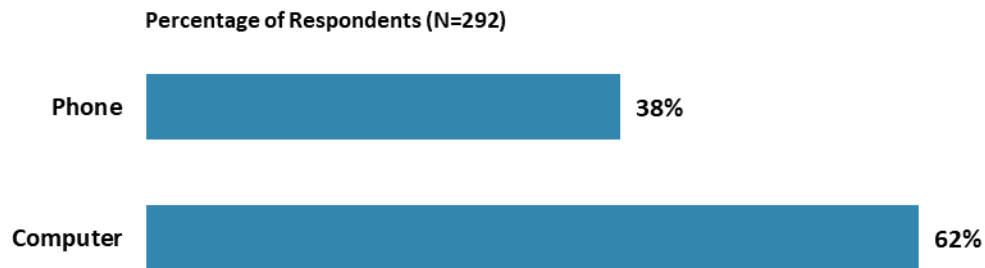
**"How would you prefer to receive information from the World Bank Group?  
(Choose no more than TWO)"**  
(Respondents chose from a list. Responses combined.)





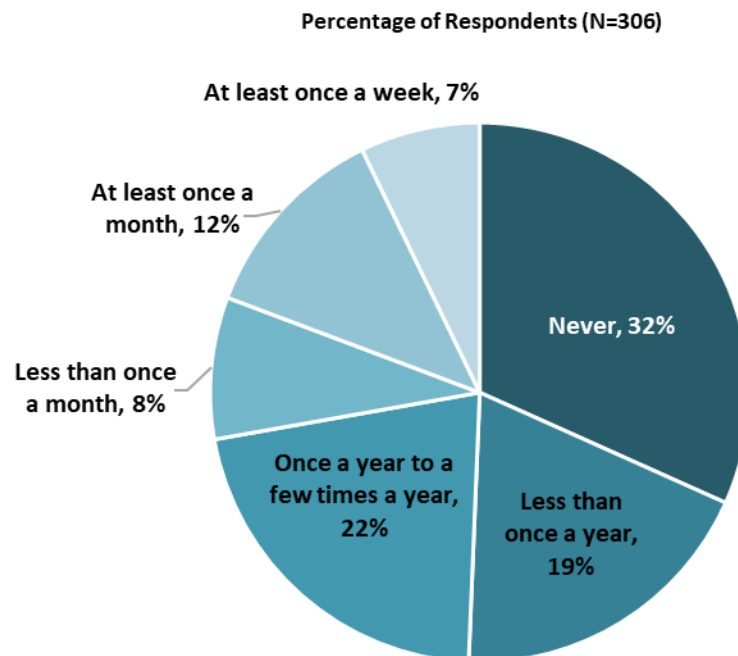
## X. Communication and Outreach (continued)

### Devices used to access WBG Website



"What do you use primarily when visiting a World Bank Group website?"

### WBG Interaction Frequency

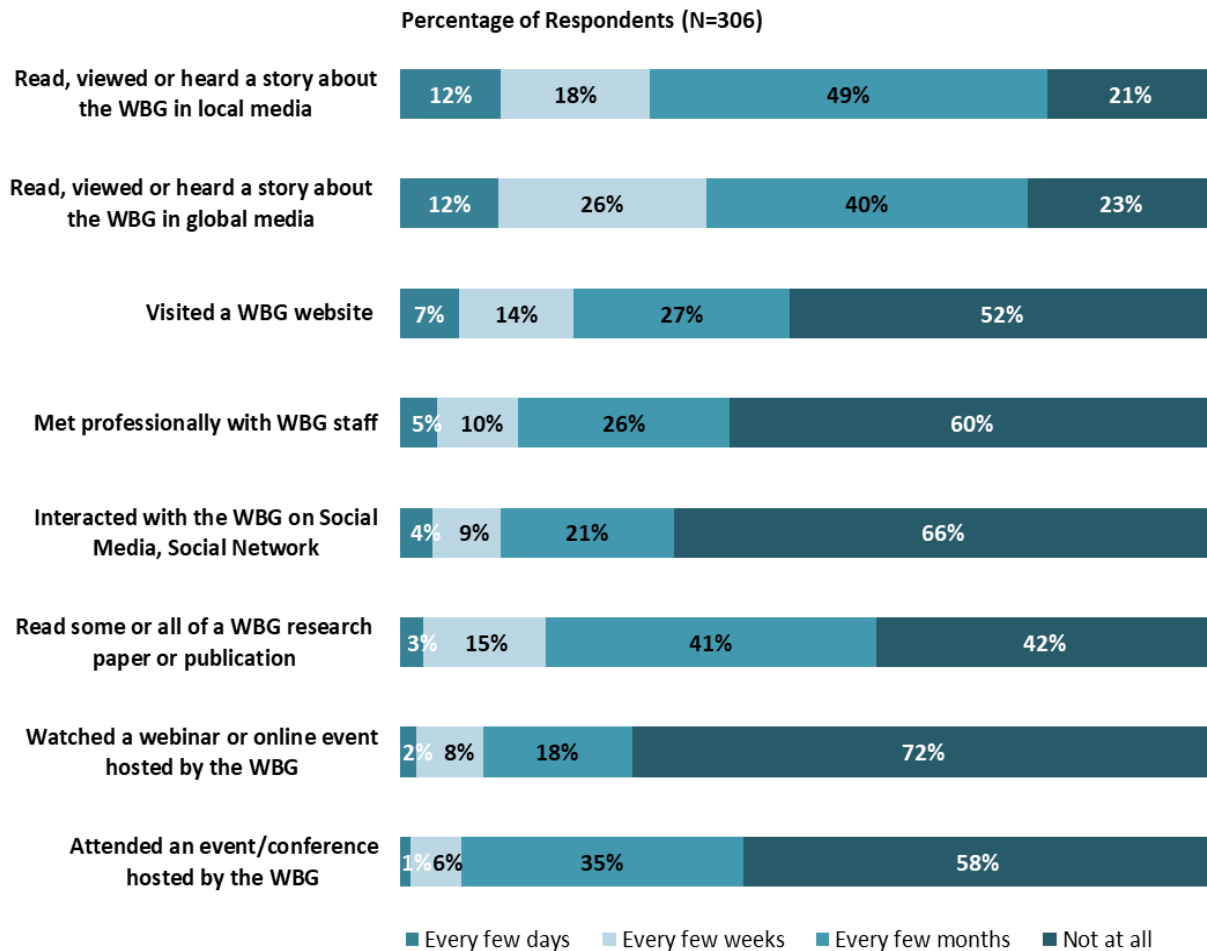


"How frequently do you interact with the World Bank Group now in Guinea?"  
(Respondents chose from a list.)



## X. Communication and Outreach (continued)

### Frequency of Specific WBG Interactions



"Over the past SIX MONTHS, on average how often did you do any of the following related to the World Bank Group (WBG)?" (Respondents chose from a list.)



## XI. Appendices

A. Responses to All Questions across All Respondents.....	43
B. Responses to All Questions by Stakeholder Groups.....	60
C. Responses to Indicator Questions by Geographic Location .....	82
D. Responses to Selected Questions by Levels of Collaboration with the World Bank Group .....	85
E. Responses to Select Questions by Year.....	91
F. Indicator Questions as a Function of Exposure to the WBG .....	96
G. Guinea FY 2019 COS Questionnaire .....	97

### GUINEA





## Appendix A: Responses to All Questions across All Respondents (N=306)

All rating scale questions are presented with the total number of respondents that provided a rating (N), the number of respondents who indicated that they "Don't know" (DK), the mean rating across all respondents (Mean), and the standard deviation of this mean (SD). Indicator questions are noted with an asterisk (\*).

### A. General Issues Facing Guinea

1. When you think about the future in Guinea, are you ... ?	Percentage of Respondents (N=306)
Very pessimistic	9.2%
Somewhat pessimistic	10.5%
Somewhat optimistic	34.0%
Very optimistic	45.4%
Not sure	1.0%

2. Do you think that economic opportunity for citizens in Guinea is ... ?	Percentage of Respondents (N=306)
Increasing	43.8%
Decreasing	28.1%
Staying about the same	28.1%

**A. General Issues Facing Guinea (continued)**

<b>3. Listed below are a number of development priorities in Guinea. Please identify which of the following you consider the most important development priorities in Guinea. (Choose no more than THREE)</b>	<b>Percentage of Respondents (Responses Combined; N=306)</b>
Education	55.2%
Public sector governance/reform (i.e., government effectiveness, public financial management, public expenditure, fiscal system reform)	35.3%
Agriculture and rural development	29.4%
Energy	20.6%
Infrastructure (e.g., roads, bridges, transportation)	19.6%
Private sector development	18.0%
Food security	16.3%
Health	15.0%
Job creation/employment	12.7%
Anti-corruption	12.4%
Water and sanitation	11.8%
Social protection (e.g., pensions, targeted social assistance)	11.1%
Local governance and institutions	7.2%
Judiciary reform	5.9%
Poverty reduction	4.6%
Social cohesion	4.2%
Natural resource management	3.6%
Gender equity (closing the gap between women and men, and boys and girls)	2.3%
Crime and violence	2.3%
Urban development	2.0%
Information and communications technology	2.0%
Equality of opportunity (i.e., social inclusion) and decentralization	2.0%
Climate change (e.g., mitigation, adaptation)	1.6%
Economic diversification and growth	1.3%
Pollution	1.3%
Global/regional integration	1.0%
Trade and exports	0.7%
Financial markets	0.0%
Disaster risk management	0.0%

**A. General Issues Facing Guinea (continued)**

<b>4. Poverty reduction is a broad term that encompasses work in many different areas. Which THREE areas of development listed below do you believe would contribute most to reducing poverty in Guinea? (Choose no more than THREE)</b>	<b>Percentage of Respondents (Responses Combined; N=306)</b>
Agriculture and rural development	64.4%
Education	27.1%
Anti-corruption	24.2%
Economic diversification and growth	23.9%
Job creation/employment	21.6%
Public sector governance/reform (i.e., government effectiveness, public financial management, public expenditure, fiscal system reform)	20.3%
Energy	18.3%
Infrastructure (e.g., roads, bridges, transportation)	18.0%
Social cohesion	11.4%
Equality of opportunity (i.e., social inclusion) and decentralization	11.1%
Private sector development	7.5%
Natural resource management	7.2%
Information and communications technology	6.9%
Health	6.5%
Food security	5.2%
Judiciary reform	4.9%
Social protection (e.g., pensions, targeted social assistance)	4.2%
Crime and violence	3.9%
Trade and exports	3.6%
Water and sanitation	3.3%
Local governance and institutions	2.3%
Gender equity (closing the gap between women and men, and boys and girls)	1.0%
Climate change (e.g., mitigation, adaptation)	1.0%
Urban development	0.7%
Financial markets	0.3%
Global/regional integration	0.3%
Disaster risk management	0.0%
Pollution	0.0%

**A. General Issues Facing Guinea (continued)**

<b>5. When economic and/or social reform efforts fail or are slow to take place in Guinea, which of the following would you attribute this to? (Choose no more than TWO)</b>	<b>Percentage of Respondents (Responses Combined; N=306)</b>
Political pressures and obstacles	44.4%
Corruption	33.7%
Reforms are not well thought out in light of country challenges	29.4%
Poor management of public resources and inadequate level of deconcentration	25.2%
Inadequate level of government accountability	17.0%
Inadequate level of capacity in the government	11.4%
Inadequate level of citizen/civil society participation	10.1%
Poor coordination within the government	9.5%
Inadequate level of private sector involvement and/or influence	8.5%
Inadequate level of donor coordination	6.5%
Poor level of economic diversification	4.2%
Other	0.0%

<b>6. To what extent do you trust each of the following groups to do what is right? (1-To no degree at all, 10-To a very significant degree)</b>	<b>Degree</b>			
	<b>N</b>	<b>DK</b>	<b>Mean</b>	<b>SD</b>
1. The national government	301	5	6.40	2.75
2. Bilateral organizations (e.g., DFID, JICA, GIZ, USAID, AFD)	294	12	6.37	2.36
3. Local leaders (e.g., religious leaders, village chiefs)	293	13	5.30	2.53
4. The World Bank Group*	298	8	6.81	2.20
5. The International Monetary Fund	293	13	6.12	2.47
6. UN	291	15	5.89	2.39
7. Regional development banks (e.g., AfDB)	295	11	6.53	2.18
8. Guinea's Central Bank	292	14	6.30	2.59
9. International private sector	285	21	5.97	2.29
10. Domestic private sector	296	10	6.59	2.19
11. International civil society (e.g., NGOs, CBOs)	287	19	5.70	2.20
12. Domestic civil society (e.g., NGOs, CBOs)	299	7	5.82	2.30
13. Faith-based institutions	274	32	4.84	2.39
14. Domestic traditional media and their web presence (e.g., newspapers, TV stations, radio)	299	7	6.45	2.20
15. International media and their web presence	297	9	5.98	2.22
16. Web based media (i.e., blogs, social media, other web-based news and information sources)	297	9	5.97	2.13

**A. General Issues Facing Guinea (continued)**

7. Please describe the direction Guinea is moving in, when considering ... ?	Direction				
	Getting much worse	Getting somewhat worse	Staying the same	Getting somewhat better	Getting much better
1. Human development (e.g., health, education, and social protection)	6.4%	2.8%	18.6%	49.4%	5.2%
2. Equal opportunity for girls and boys, men and women	4.6%	14.1%	36.9%	41.5%	2.9%
3. Growing Guinea's economy in a way that leads to jobs and employment	13.1%	20.3%	27.1%	35.9%	3.6%
4. The gap between the rich and the poor	40.8%	27.5%	20.9%	9.5%	1.3%
5. Making government more effective	14.4%	15.0%	27.8%	39.9%	2.9%
6. Anti-corruption and improving judicial system	25.8%	16.3%	24.5%	30.4%	2.9%
7. Enabling private sector and attracting new sources of foreign investment	5.2%	10.1%	20.6%	53.9%	10.1%
8. Protecting the environment	21.9%	23.5%	27.8%	24.5%	2.3%
9. Citizen engagement	11.4%	16.7%	31.7%	33.0%	7.2%

8. Listed below are global challenges. Which do you think have the most serious impact on Guinea? (Choose no more than TWO)	Percentage of Respondents (Responses Combined; N=306)
Jobs/employment	46.1%
Climate change	43.1%
Migrants and refugees	28.1%
Environmental degradation	22.9%
Access to international finance constraints	20.9%
Geo political uncertainty	18.6%
The gap between the rich and the poor	12.1%
Trade constraints	3.9%
Terrorism	2.6%
Technology based disruption	1.0%

9. When thinking about development efforts in Guinea, do you think that civil society (e.g., NGOs, CBOs) should ... ?	Percentage of Respondents (N=306)
Engage significantly less	1.0%
Engage somewhat less	4.6%
Engage somewhat more	22.2%
Engage significantly more	63.1%
Engage at the same level it does currently	7.5%
Don't know	1.6%

10. To what extent do you trust domestic private sector to engage in public service delivery in Guinea?	Percentage of Respondents (N=306)
To a very low degree	4.6%
To a somewhat low degree	10.8%
To a somewhat high degree	28.4%
To a very high degree	54.2%
Don't know	2.0%



**A. General Issues Facing Guinea (continued)**

11. To what extent do you trust international private sector to engage in public service delivery in Guinea?	Percentage of Respondents (N=306)
To a very low degree	7.5%
To a somewhat low degree	10.8%
To a somewhat high degree	38.6%
To a very high degree	39.9%
Don't know	3.3%

**B. Overall Attitudes toward the World Bank Group**

<b>Familiarity</b>	<b>N</b>	<b>DK</b>	<b>Mean</b>	<b>SD</b>
1. How familiar are you with the work of the World Bank Group in Guinea? (1-Not familiar at all, 10-Extremely familiar)	306	n/a	6.31	2.62

<b>Effectiveness</b>	<b>N</b>	<b>DK</b>	<b>Mean</b>	<b>SD</b>
2. Overall, please rate your impression of the World Bank Group's effectiveness in Guinea.* (1-Not effective at all, 10-Very effective)	293	13	6.84	2.23

<b>Staff Preparedness</b>	<b>N</b>	<b>DK</b>	<b>Mean</b>	<b>SD</b>
3. To what extent do you believe the World Bank Group's staff is well prepared (e.g., skills and knowledge) to help Guinea solve its most complicated development challenges? (1-To no degree at all, 10-To a very significant degree)	285	21	7.21	2.17

**B. Overall Attitudes toward the World Bank Group (continued)**

<b>4. When thinking about how the World Bank Group can have the most impact on development results in Guinea, in which sectors do you believe the World Bank Group should focus most of its resources (financial and knowledge services) in Guinea? (Choose no more than THREE)</b>	<b>Percentage of Respondents (Responses Combined; N=306)</b>
Energy	45.8%
Education	43.8%
Agriculture and rural development	32.0%
Health	31.7%
Public sector governance/reform (i.e., government effectiveness, public financial management, public expenditure, fiscal system reform)	19.3%
Water and sanitation	19.0%
Job creation/employment	17.6%
Local governance and institutions	16.3%
Infrastructure (e.g., roads, bridges, transportation)	14.1%
Judiciary reform	9.8%
Poverty reduction	9.5%
Anti-corruption	8.5%
Private sector development	7.2%
Economic diversification and growth	6.2%
Food security	3.6%
Social protection (e.g., pensions, targeted social assistance)	2.3%
Natural resource management	2.3%
Social cohesion	2.0%
Climate change (e.g., mitigation, adaptation)	2.0%
Pollution	1.6%
Information and communications technology	1.3%
Urban development	1.3%
Financial markets	1.0%
Trade and exports	0.7%
Equality of opportunity (i.e., social inclusion) and decentralization	0.3%
Crime and violence	0.3%
Gender equity (closing the gap between women and men, and boys and girls)	0.0%
Global/regional integration	0.0%
Disaster risk management	0.0%

**B. Overall Attitudes toward the World Bank Group (continued)**

5. When thinking about the World Bank Group's role, which activity do you believe is of greatest VALUE and which activity is of second greatest value in Guinea?	Percentage of Respondents (N=306)		
	Greatest Value	Second Greatest Value	Combined
Capacity development related to World Bank Group supported projects	34.3%	16.7%	51.0%
Technical assistance and training	18.6%	13.4%	32.0%
Financial resources	13.1%	12.7%	25.8%
Mobilizing third party financial resources	7.8%	16.3%	24.2%
Implementation support	2.0%	11.1%	13.1%
Bringing together different groups of stakeholders	9.8%	3.3%	13.1%
Policy advice, studies, analyses	4.9%	6.9%	11.8%
Promoting knowledge sharing	3.3%	6.5%	9.8%
Donor coordination	0.0%	9.5%	9.5%
Data and statistics	0.7%	2.9%	3.6%
Other	0.7%	0.3%	1.0%

6. Which of the following do you identify as the World Bank Group's greatest WEAKNESSES in its work in Guinea? (Choose no more than TWO)	Percentage of Respondents (Responses Combined; N=306)
Not willing to honestly criticize policies and reform efforts in the country	31.7%
World Bank Group's processes too slow and complex	24.8%
Not adequately sensitive to political/social realities in Guinea	18.0%
Too influenced by developed countries	16.0%
Staff too inaccessible	15.4%
Not collaborating enough with private sector	15.0%
Not enough public disclosure of its work	14.1%
Not aligned with country priorities	13.4%
Not collaborating enough with civil society (e.g., NGOs, CBOs)	10.8%
Not adequately flexible	8.5%
Inadequate World Bank Group's staffing in Guinea	8.2%
Not collaborating enough with partners such as bilaterals, multilaterals, trust funds, UN	6.2%
Don't know	5.2%
Not sufficiently focused on sustainable results	4.2%
Arrogant in its approach	1.6%
Other	1.0%

**B. Overall Attitudes toward the World Bank Group (continued)**

<b>7. To what extent do you believe that the World Bank Group's work and support help the poorest in Guinea? (Select only ONE response)</b>	<b>Percentage of Respondents (N=306)</b>
To a fully sufficient degree	8.8%
To a somewhat sufficient degree	40.8%
To a somewhat insufficient degree	34.3%
To a very insufficient degree	13.7%
Don't know	2.3%

<b>8. From your perspective, which of the following best describes the World Bank Group's current emphasis on investing in human capital (e.g., education, health, social protection)?</b>	<b>Percentage of Respondents (N=306)</b>
Increased its emphasis recently	37.9%
Decreased its emphasis recently	10.8%
Emphasis has remained pretty consistent over time	37.3%
Don't know	14.1%

<b>9. In addition to the regular relations with the national government, which TWO of the following groups should the World Bank Group collaborate with more in your country? (Choose no more than TWO)</b>	<b>Percentage of Respondents (Responses Combined; N=306)</b>
Beneficiaries	48.0%
Local government	33.0%
Private sector	32.0%
NGOs/Community Based Organizations	31.7%
Youth/university groups	18.3%
Academia/think tanks/research institutes	13.1%
Media	6.2%
Donor community	5.9%
Parliament	5.2%
Foundations	2.0%
Don't know	1.3%
Other	0.7%

<b>To what extent do you agree with the following statements about the World Bank Group's work in Guinea? (1-Strongly disagree, 10-Strongly agree)</b>	<b>Level of Agreement</b>			
	<b>N</b>	<b>DK</b>	<b>Mean</b>	<b>SD</b>
10. Overall the World Bank Group currently plays a relevant role in development in Guinea*	297	9	6.99	2.21
11. The World Bank Group's work is aligned with what I consider the development priorities for Guinea*	288	18	6.61	2.20

**B. Overall Attitudes toward the World Bank Group (continued)**

To what extent is the World Bank Group an effective development partner in Guinea, in terms of each of the following? (1-To no degree at all, 10-To a very significant degree)	Degree			
	N	DK	Mean	SD
12. Responsiveness to needs*	278	28	5.74	2.03
13. Flexibility (in terms of the institution's products and services)*	256	50	5.32	2.02
14. Flexibility (in terms of changing country circumstances)*	270	36	5.62	1.92
15. Being inclusive*	238	68	6.05	2.27
16. Openness (sharing data and other information)*	263	43	6.36	2.21
17. Collaboration with the Government*	290	16	7.71	1.78
18. The speed in which it gets things accomplished on the ground*	278	28	6.26	2.06
19. Helping to bring discipline/effective supervision to implementation of investment projects*	279	27	6.77	2.05
20. Collaboration with civil society*	262	44	5.53	2.17
21. Staff accessibility*	269	37	5.26	2.57
22. Collaboration with other donors and development partners*	222	84	6.47	2.16
23. Collaboration with the private sector*	240	66	5.70	2.22
24. Straightforwardness and honesty*	246	60	7.19	2.20
25. Treating clients and stakeholders in Guinea with respect*	241	65	6.72	2.08
26. Being a long-term partner*	277	29	8.40	1.69

**C. World Bank Group's Effectiveness and Results**

1. How EFFECTIVE do you believe the World Bank Group is in terms of the work it does in the following areas of development in Guinea? (1-Not effective at all, 10-Very effective)	Effectiveness			
	N	DK	Mean	SD
1. Social protection (e.g., pensions, targeted social assistance)	206	100	5.26	2.31
2. Gender equity (closing the gap between women and men, and boys and girls)	242	64	5.95	2.04
3. Private sector development	240	66	5.61	2.14
4. Education	285	21	6.96	1.82
5. Public sector governance/reform (i.e., government effectiveness, public financial management, public expenditure, fiscal system reform)	268	38	6.68	1.95
6. Global/regional integration	223	83	6.41	1.95
7. Food security	253	53	6.16	2.01
8. Energy	262	44	6.08	2.06
9. Water and sanitation	262	44	5.77	2.17
10. Job creation/employment	262	44	5.07	2.10
11. Health	274	32	6.64	1.88
12. Financial markets	182	124	5.81	2.04
13. Infrastructure (e.g., roads, bridges, transportation)	275	31	6.46	1.99
14. Agriculture and rural development	275	31	6.40	2.06
15. Trade and exports	175	131	4.83	2.07
16. Natural resource management	223	83	5.51	2.04
17. Climate change (e.g., mitigation, adaptation)	224	82	5.29	2.12
18. Poverty reduction	285	21	6.13	2.11
19. Anti-corruption	257	49	5.19	2.26
20. Judiciary reform	241	65	5.39	2.30
21. Economic diversification and growth	247	59	5.91	1.98
22. Disaster risk management	206	100	4.97	2.11
23. Equality of opportunity (i.e., social inclusion) and decentralization	236	70	5.67	2.04
24. Information and communications technology	224	82	5.66	2.10
25. Local governance and institutions	251	55	5.95	1.90

Achieving Development Results	N	DK	Mean	SD
2. To what extent does the World Bank Group's work help to achieve development results in Guinea?* (1-To no degree at all, 10-To a very significant degree)	273	33	6.55	1.92

Influencing the Development Agenda	N	DK	Mean	SD
3. To what extent does the World Bank Group influence the development agenda in Guinea?* (1-To no degree at all, 10-To a very significant degree)	274	32	6.64	1.96

To what extent do you agree with the following statements about the World Bank Group in Guinea? (1-Strongly disagree, 10-Strongly agree)	N	DK	Mean	SD
4. The World Bank Group's financial instruments (i.e., investment lending, Development Policy Loan, Trust Funds, Program-for-Results, etc.) meet the needs of Guinea*	260	46	6.30	2.11
5. The World Bank Group meets Guinea's needs for knowledge services (e.g., research, analysis, data, technical assistance)*	262	44	6.09	2.15

**C. World Bank Group's Effectiveness and Results (continued)**

6. As part of IDA18, the World Bank Group has expanded (or developed) a number of financial instruments to respond to challenges in IDA countries. These include the Crisis Response Window (CRW), Pandemic Emergency Finance Facility (PEF), Catastrophe Deferred Draw Down Option (CAT-DDO), and the Private Sector Window (PSW). In general, how familiar are you with these new or expanded financial instruments in Guinea? (Select only ONE response)	Percentage of Respondents (N=306)
Very familiar	8.5%
Somewhat familiar	20.9%
Somewhat unfamiliar	29.1%
Very unfamiliar	26.1%
Don't know	15.4%

How effectively does the World Bank Group support Guinea's efforts ... ? (1-Not effectively at all, 10-Very effectively)	Effectiveness			
	N	DK	Mean	SD
7. To build stronger domestic resource mobilization systems in the Government (e.g., tax collection)	228	78	5.75	2.17
8. To develop better and stronger data collection/analytics systems within the Government	247	59	6.25	2.05
9. To strengthen the country's crisis preparedness	244	62	5.94	2.16
10. To identify and monitor risks	228	78	5.74	2.13

Systematic Country Diagnosis and Country Partnership Framework Activities	N	DK	Mean	SD
11. How effectively does the World Bank Group's SCD and CPF activities support Guinea's efforts to manage crisis related risks? (1-Not effectively at all, 10-Very effectively)	162	144	6.09	2.14

**D. The World Bank Group's Knowledge Work and Activities**

1. How frequently do you consult World Bank Group's knowledge work and activities in the work you do?	Percentage of Respondents (N=306)
Weekly	11.4%
Monthly	21.9%
A few times a year	24.8%
Rarely	28.4%
Never	13.4%

In Guinea, to what extent do you believe that the World Bank Group's knowledge work and activities: (1-To no degree at all, 10-To a very significant degree)	Degree			
	N	DK	Mean	SD
2. Are timely	287	19	7.08	2.01
3. Include appropriate level of stakeholder involvement during preparation	254	52	6.32	2.11
4. Lead to practical solutions	267	39	6.33	1.99
5. Are source of relevant information on global good practices	263	43	6.96	2.00
6. Are adequately disseminated	268	38	5.77	2.25
7. Are translated enough into local language	246	60	3.43	2.28
8. Are adaptable to Guinea's specific development challenges and country circumstances*	271	35	6.60	2.12

**D. The World Bank Group's Knowledge Work and Activities (continued)**

Overall Evaluations	N	DK	Mean	SD
9. Overall, how significant a contribution do you believe the World Bank Group's knowledge work and activities make to development results in your country?* (1-Not significant at all, 10-Very significant)	283	23	7.11	1.98
10. Overall, how would you rate the technical quality of the World Bank Group's knowledge work and activities?* (1-Very low technical quality, 10-Very high technical quality)	286	20	7.16	1.98

**E. Working with the World Bank Group**

To what extent do you agree/disagree with the following statements? (1-Strongly disagree, 10-Strongly agree)	Level of Agreement			
	N	DK	Mean	SD
1. The World Bank Group disburses funds promptly	269	37	4.23	2.48
2. The World Bank Group effectively monitors and evaluates the projects and programs it supports	294	12	7.70	1.91
3. The World Bank Group's approvals and reviews are done in a timely fashion	268	38	5.94	2.18
4. The World Bank Group's Environmental and Social Framework requirements are reasonable	242	64	6.51	2.01
5. The World Bank Group's conditions on its lending are reasonable	224	82	5.95	2.42
6. The World Bank Group takes decisions quickly in Guinea*	239	67	5.17	2.30
7. Working with the World Bank Group increases Guinea's institutional capacity	292	14	7.21	2.04
8. Where country systems (e.g., procurement, financial management, etc.) are adequate, the World Bank Group makes appropriate use of them*	256	50	7.43	1.97

**F. The Future Role of the World Bank Group in Guinea**

1. Which of the following SHOULD the World Bank Group do to make itself of greater value in Guinea? (Choose no more than TWO)	Percentage of Respondents (Responses Combined; N=306)
Reduce the complexity of obtaining World Bank Group financing	28.8%
Engage more directly with beneficiaries	22.9%
Collaborate more effectively with Government clients (e.g., national, state, local)	22.2%
Offer more innovative knowledge services	21.9%
Increase the level of capacity development in the country	19.9%
Engage more effectively with civil society (e.g., NGOs, CBOs)	16.7%
Engage more effectively with private sector	11.8%
Offer more innovative financial products	10.8%
Work faster	10.1%
Help to bring discipline/effective supervision to implementation of World Bank Group projects	9.5%
Engage more effectively with partners such as bilaterals, multilaterals, trust funds, UN	9.2%
Provide more adequate data/knowledge/statistics/figures on Guinea's economy	6.9%
Improve the quality of its experts as related to Guinea's specific challenges	5.6%
Ensure greater selectivity in its work	3.3%
Other	0.3%



**F. The Future Role of the World Bank Group in Guinea (continued)**

<b>2. When considering the combination of services that the World Bank Group offers in Guinea, and taking into account its limited level of resources, which ONE of the following do you believe the World Bank Group should offer more of in Guinea? (Select only ONE response)</b>	<b>Percentage of Respondents (N=306)</b>
Financial services	35.0%
The combination is appropriate for Guinea	28.1%
Knowledge products	17.0%
Convening services	17.0%
Don't know	2.3%
None of the above	0.7%

**G. Communication and Information Sharing**

<b>1. How frequently do you interact with the World Bank Group now in Guinea?</b>	<b>Percentage of Respondents (N=306)</b>
Never	31.7%
Less than once a year	19.0%
Once a year to a few times a year	21.6%
Less than once a month	8.5%
At least once a month	12.1%
At least once a week	7.2%

<b>2. How do you get most of your information about economic and social development issues in Guinea? (Choose no more than TWO)</b>	<b>Percentage of Respondents (Responses Combined; N=306)</b>
Local radio	46.1%
Internet	40.5%
Local television	26.1%
Social media (e.g., blogs, Facebook, Twitter, YouTube, Flickr)	25.8%
International radio	16.3%
International newspapers	9.8%
Local newspapers	9.2%
International television	8.8%
Periodicals	5.9%
Other	3.9%
Local leaders (e.g., religious leaders, village chiefs)	3.6%

<b>3. How would you prefer to receive information from the World Bank Group? (Choose no more than TWO)</b>	<b>Percentage of Respondents (Responses Combined; N=306)</b>
World Bank Group's seminars/workshops/conferences	54.9%
Direct contact with World Bank Group (i.e., face to face meetings/discussions)	39.9%
e-Newsletters	38.2%
World Bank Group's publications and other written materials	35.0%
World Bank Group's website	19.3%
Social media (e.g., blogs, Facebook, Twitter, YouTube, Flickr)	11.4%

<b>4. What do you use primarily when visiting a World Bank Group website?</b>	<b>Percentage of Respondents (N=292)</b>
Computer	62.0%
Phone	38.0%

**G. Communication and Information Sharing (continued)**

5. Over the past SIX MONTHS, on average how often did you do any of the following related to the World Bank Group (WBG)?	Percentage of Respondents (N=306)			
	Every few days	Every few weeks	Every few months	Not at all
Read, viewed or heard a story about the WBG in local media (newspaper, magazine, TV, radio)	12.4%	18.3%	48.7%	20.6%
Read, viewed or heard a story about the WBG in global media (newspaper, magazine, TV, radio)	12.1%	25.5%	39.5%	22.9%
Interacted with the WBG on Social Media, Social Network, (e.g., read a post or tweet, liked, commented, shared, retweeted)	3.9%	8.5%	21.2%	66.3%
Visited a WBG website (e.g. read a blog, used data)	7.2%	14.1%	26.5%	52.3%
Attended an event/conference hosted by the WBG	1.3%	6.2%	34.6%	57.8%
Watched a webinar or online event hosted by the WBG	2.0%	8.2%	18.3%	71.6%
Read some or all of a WBG research paper or publication	2.9%	15.0%	40.5%	41.5%
Met professionally with WBG staff	4.6%	9.8%	26.1%	59.5%

**H. Background Information**

1. Which of the following best describes your current position? (Select only ONE response)	Percentage of Respondents (N=306)
PMU overseeing implementation of project/Consultant/Contractor working on World Bank Group supported project/program	17.3%
Media (press, radio, TV, web, etc.)	16.3%
Employee of a Ministry, Ministerial Department or Implementation Agency	11.8%
Independent Government Institution (i.e., Regulatory Agency, Central Bank/oversight institution)	8.8%
Local Government Office or Staff	8.5%
Financial Sector/Private Bank	7.5%
Bilateral Agency	6.2%
Judiciary Branch	5.6%
Office of Parliamentarian	4.9%
Trade Union	2.9%
Private Foundation	2.6%
Private Sector Organization	1.6%
Faith-Based Group	1.3%
Youth Group	1.3%
Multilateral Agency	1.0%
Office of the President, Prime Minister	0.7%
Office of Minister	0.7%
NGO/Community Based Organization	0.3%
Academia/Research Institute/Think Tank	0.3%
Other	0.3%

**H. Background Information (continued)**

<b>2. Please identify the primary specialization of your work. (Select only ONE response)</b>	<b>Percentage of Respondents (N=306)</b>
Education	15.0%
Transport and ICT	9.8%
Generalist (specialized in multiple sectors)	9.5%
Governance	9.2%
Urban, rural, and social development	6.5%
Environment and natural resources	6.2%
Health, nutrition, and population	5.6%
Agriculture	5.2%
Other	4.9%
Trade and competitiveness	4.2%
Finance and markets	4.2%
Macroeconomics and fiscal management	3.9%
Public-private partnerships	3.3%
Energy and extractives	3.3%
Social protection and labor	2.3%
Fragility, conflict and violence	2.3%
Water	2.0%
Jobs	2.0%
Gender	0.7%
Poverty	0.0%
Climate change	0.0%

<b>3. Currently, do you professionally collaborate/work with the World Bank Group (IDA, IFC, MIGA, ICSID) in your country?</b>	<b>Percentage of Respondents (N=306)</b>
Yes	40.2%
No	59.8%

<b>4. If yes, which of the following agencies of the World Bank Group do you primarily collaborate/ work with in Guinea? (Select only ONE response)</b>	<b>Percentage of Respondents (N=123)</b>
The World Bank (IDA)	87.0%
The International Finance Corporation (IFC)	11.4%
The Multilateral Investment Guarantee Agency (MIGA)	0.8%
International Centre for Settlement of Investment Disputes (ICSID)	0.8%

<b>5. Do your projects involve both the World Bank and the IFC?</b>	<b>Percentage of Respondents (N=306)</b>
Yes	23.9%
No	76.1%

<b>6. Which of the following describes most of your exposure to the World Bank Group in Guinea? (Choose no more than TWO)</b>	<b>Percentage of Respondents (Responses Combined; N=306)</b>
Observer (i.e., follow in media, discuss in informal conversations, etc.)	49.7%
Collaborate as part of my professional duties	38.2%
Use World Bank Group reports/data	32.0%
Engage in World Bank Group related/sponsored events/activities	27.1%
Use World Bank Group website for information, data, research, etc.	19.3%

**H. Background Information (continued)**

<b>7. What's your gender?</b>	<b>Percentage of Respondents (N=306)</b>
Female	12.4%
Male	87.6%

<b>8. What's your age?</b>	<b>Percentage of Respondents (N=306)</b>
25 and under	0.7%
26-35	14.4%
36-45	21.2%
46-55	63.7%
56 and above	0.0%

<b>9. Which best represents your geographic location?</b>	<b>Percentage of Respondents (N=306)</b>
Lower Guinea	43.8%
Upper Guinea	25.5%
Middle Guinea	20.3%
Forest Guinea	10.5%



## Appendix B: Responses to All Questions by Stakeholder Groups

- Office of Parliamentarian N= 15
- Employee of a Ministry/PMU/Consultant on WBG Project N= 89
- Local Government N=26
- Bilateral/Multilateral Agency N=22
- Private Sector/Financial Sector/Private Bank N=28
- CSO N=26
- Media N=50
- Independent Government Institution N=27
- Judiciary Branch N=17
- Other N=6

### A. General Issues facing Guinea

When you think about the future in Guinea, are you ... ?\*

Percentage of Respondents	Office of Parliamentarian	Employee of a Ministry/PMU/Consultant on WBG Project	Local Government	Bilateral/Multilateral Agency	Private Sector/Financial Sector/Private Bank	CSO	Media	Independent Government Institution	Judiciary Branch	Other
Very pessimistic	13.3%	4.5%	3.8%	13.6%	3.6%	11.5%	18.0%	7.4%	17.6%	0.0%
Somewhat pessimistic	6.7%	5.6%	3.8%	4.5%	14.3%	11.5%	16.0%	22.2%	17.6%	0.0%
Somewhat optimistic	26.7%	23.6%	57.7%	36.4%	35.7%	30.8%	42.0%	44.4%	23.5%	16.7%
Very optimistic	53.3%	66.3%	34.6%	40.9%	46.4%	46.2%	24.0%	22.2%	41.2%	66.7%
Not sure	0.0%	0.0%	0.0%	4.5%	0.0%	0.0%	0.0%	3.7%	0.0%	16.7%

\*Significantly different between stakeholder groups

Do you think that economic opportunity for citizens in Guinea is ... ?\*

Percentage of Respondents	Office of Parliamentarian	Employee of a Ministry/PMU/Consultant on WBG Project	Local Government	Bilateral/Multilateral Agency	Private Sector/Financial Sector/Private Bank	CSO	Media	Independent Government Institution	Judiciary Branch	Other
Increasing	73.3%	66.3%	38.5%	40.9%	25.0%	26.9%	26.0%	29.6%	35.3%	66.7%
Decreasing	20.0%	9.0%	34.6%	22.7%	42.9%	46.2%	46.0%	40.7%	17.6%	0.0%
Staying about the same	6.7%	24.7%	26.9%	36.4%	32.1%	26.9%	28.0%	29.6%	47.1%	33.3%

\*Significantly different between stakeholder groups

**A. General Issues facing Guinea (continued)**

Listed below are a number of development priorities in Guinea. Please identify which of the following you consider the most important development priorities in Guinea. (Choose no more than THREE)

Percentage of Respondents (Responses combined)	Office of Parliamentarian	Employee of a Ministry/ PMU/Consultant on WBG Project	Local Government	Bilateral/ Multilateral Agency	Private Sector/ Financial Sector/ Private Bank	CSO	Media	Independent Government Institution	Judiciary Branch	Other
Social protection	6.7%	6.7%	19.2%	9.1%	14.3%	19.2%	12.0%	11.1%	11.8%	0.0%
Gender equity	0.0%	2.2%	0.0%	0.0%	0.0%	7.7%	6.0%	0.0%	0.0%	0.0%
Private sector development	13.3%	16.9%	7.7%	13.6%	21.4%	23.1%	20.0%	11.1%	41.2%	16.7%
Education*	73.3%	42.7%	57.7%	36.4%	57.1%	73.1%	60.0%	59.3%	76.5%	50.0%
Public sector governance/reform	26.7%	30.3%	53.8%	31.8%	32.1%	34.6%	36.0%	44.4%	23.5%	66.7%
Global/regional integration	0.0%	0.0%	0.0%	0.0%	0.0%	0.0%	4.0%	0.0%	5.9%	0.0%
Food security*	13.3%	23.6%	23.1%	36.4%	7.1%	7.7%	8.0%	7.4%	11.8%	16.7%
Urban development	0.0%	2.2%	3.8%	0.0%	3.6%	0.0%	0.0%	3.7%	5.9%	0.0%
Energy*	46.7%	27.0%	7.7%	9.1%	21.4%	30.8%	10.0%	14.8%	23.5%	16.7%
Water and sanitation	20.0%	18.0%	19.2%	9.1%	7.1%	3.8%	6.0%	11.1%	5.9%	0.0%
Pollution	0.0%	2.2%	0.0%	0.0%	0.0%	0.0%	0.0%	7.4%	0.0%	0.0%
Job creation/employment	6.7%	14.6%	15.4%	22.7%	3.6%	11.5%	16.0%	3.7%	11.8%	16.7%
Health	13.3%	18.0%	3.8%	22.7%	10.7%	30.8%	14.0%	11.1%	0.0%	16.7%
Financial markets	0.0%	0.0%	0.0%	0.0%	0.0%	0.0%	0.0%	0.0%	0.0%	0.0%
Local governance and institutions	0.0%	5.6%	7.7%	18.2%	3.6%	0.0%	14.0%	3.7%	11.8%	0.0%
Infrastructure	13.3%	21.3%	15.4%	27.3%	32.1%	23.1%	8.0%	29.6%	0.0%	33.3%
Agriculture and rural development	33.3%	30.3%	23.1%	18.2%	39.3%	15.4%	36.0%	25.9%	35.3%	33.3%
Trade and exports	0.0%	0.0%	0.0%	4.5%	0.0%	0.0%	2.0%	0.0%	0.0%	0.0%
Crime and violence	0.0%	4.5%	0.0%	0.0%	3.6%	3.8%	0.0%	3.7%	0.0%	0.0%
Natural resource management	0.0%	4.5%	0.0%	0.0%	3.6%	0.0%	6.0%	0.0%	17.6%	0.0%
Climate change	0.0%	2.2%	0.0%	0.0%	0.0%	0.0%	2.0%	0.0%	11.8%	0.0%
Poverty reduction	13.3%	7.9%	0.0%	9.1%	0.0%	0.0%	6.0%	0.0%	0.0%	0.0%
Anti-corruption	20.0%	12.4%	11.5%	4.5%	10.7%	7.7%	10.0%	33.3%	5.9%	0.0%
Judiciary reform*	0.0%	1.1%	15.4%	9.1%	17.9%	0.0%	8.0%	7.4%	0.0%	0.0%
Economic diversification and growth	0.0%	1.1%	0.0%	0.0%	3.6%	0.0%	2.0%	0.0%	0.0%	16.7%
Disaster risk management	0.0%	0.0%	0.0%	0.0%	0.0%	0.0%	0.0%	0.0%	0.0%	0.0%
Equality of opportunity and decentralization	0.0%	0.0%	3.8%	4.5%	3.6%	3.8%	4.0%	0.0%	0.0%	0.0%
Social cohesion	0.0%	2.2%	11.5%	9.1%	3.6%	3.8%	4.0%	7.4%	0.0%	0.0%
Information and communications technology	0.0%	2.2%	0.0%	0.0%	0.0%	0.0%	4.0%	3.7%	0.0%	16.7%

\*Significantly different between stakeholder groups



### A. General Issues facing Guinea (continued)

Poverty reduction is a broad term that encompasses work in many different areas. Which THREE areas of development listed below do you believe would contribute most to reducing poverty in Guinea? (Choose no more than THREE)

Percentage of Respondents (Responses combined)	Office of Parliamentarian	Employee of a Ministry/ PMU/Consultant on WBG Project	Local Government	Bilateral/ Multilateral Agency	Private Sector/ Financial Sector/ Private Bank	CSO	Media	Independent Government Institution	Judiciary Branch	Other
Economic diversification and growth	26.7%	28.1%	19.2%	27.3%	7.1%	34.6%	18.0%	29.6%	23.5%	16.7%
Disaster risk management	0.0%	0.0%	0.0%	0.0%	0.0%	0.0%	0.0%	0.0%	0.0%	0.0%
Equality of opportunity and decentralization	0.0%	12.4%	3.8%	18.2%	7.1%	15.4%	8.0%	25.9%	5.9%	0.0%
Social cohesion	0.0%	11.2%	15.4%	22.7%	10.7%	23.1%	10.0%	0.0%	11.8%	0.0%
Information and communications technology*	0.0%	5.6%	0.0%	0.0%	3.6%	15.4%	14.0%	7.4%	0.0%	33.3%
Social protection	6.7%	7.9%	11.5%	0.0%	0.0%	3.8%	0.0%	0.0%	5.9%	0.0%
Agriculture and rural development	73.3%	71.9%	53.8%	54.5%	71.4%	73.1%	52.0%	66.7%	58.8%	50.0%
Trade and exports	6.7%	3.4%	0.0%	0.0%	3.6%	3.8%	6.0%	0.0%	11.8%	0.0%
Crime and violence	0.0%	6.7%	0.0%	0.0%	0.0%	7.7%	4.0%	7.4%	0.0%	0.0%
Climate change	0.0%	0.0%	0.0%	0.0%	0.0%	7.7%	0.0%	3.7%	0.0%	0.0%
Infrastructure	6.7%	15.7%	26.9%	27.3%	25.0%	11.5%	16.0%	14.8%	17.6%	33.3%
Energy	20.0%	13.5%	23.1%	9.1%	39.3%	15.4%	16.0%	18.5%	29.4%	0.0%
Anti-corruption	13.3%	18.0%	30.8%	22.7%	21.4%	23.1%	28.0%	40.7%	23.5%	33.3%
Judiciary reform	0.0%	3.4%	0.0%	4.5%	10.7%	3.8%	4.0%	7.4%	5.9%	33.3%
Water and sanitation	13.3%	3.4%	3.8%	0.0%	0.0%	7.7%	2.0%	0.0%	0.0%	16.7%
Pollution	0.0%	0.0%	0.0%	0.0%	0.0%	0.0%	0.0%	0.0%	0.0%	0.0%
Job creation/employment	26.7%	28.1%	23.1%	22.7%	14.3%	7.7%	18.0%	11.1%	41.2%	16.7%
Health	26.7%	5.6%	7.7%	9.1%	7.1%	3.8%	2.0%	7.4%	5.9%	0.0%
Financial markets	0.0%	0.0%	0.0%	0.0%	3.6%	0.0%	0.0%	0.0%	0.0%	0.0%
Public sector governance/reform	6.7%	12.4%	30.8%	27.3%	14.3%	19.2%	34.0%	22.2%	11.8%	33.3%
Local governance and institutions	0.0%	2.2%	0.0%	4.5%	0.0%	0.0%	6.0%	0.0%	5.9%	0.0%
Gender equity	0.0%	0.0%	0.0%	0.0%	3.6%	0.0%	2.0%	3.7%	0.0%	0.0%
Private sector development	6.7%	4.5%	11.5%	4.5%	7.1%	3.8%	14.0%	7.4%	11.8%	0.0%
Education	53.3%	29.2%	34.6%	13.6%	35.7%	15.4%	28.0%	14.8%	17.6%	33.3%
Global/regional integration	0.0%	0.0%	0.0%	0.0%	3.6%	0.0%	0.0%	0.0%	0.0%	0.0%
Food security	6.7%	4.5%	3.8%	9.1%	0.0%	3.8%	10.0%	7.4%	0.0%	0.0%
Urban development*	6.7%	0.0%	0.0%	0.0%	0.0%	0.0%	0.0%	0.0%	5.9%	0.0%
Natural resource management	0.0%	11.2%	0.0%	13.6%	10.7%	0.0%	8.0%	3.7%	5.9%	0.0%

\*Significantly different between stakeholder groups

**A. General Issues facing Guinea (continued)**

When economic and/or social reform efforts fail or are slow to take place in Guinea, which of the following would you attribute this to? (Choose no more than TWO)

Percentage of Respondents (Responses combined)	Office of Parliamentarian	Employee of a Ministry/ PMU/Consultant on WBG Project	Local Government	Bilateral/ Multilateral Agency	Private Sector/ Financial Sector/ Private Bank	CSO	Media	Independent Government Institution	Judiciary Branch	Other
Political pressures and obstacles	60.0%	42.7%	42.3%	36.4%	50.0%	46.2%	40.0%	37.0%	76.5%	16.7%
Inadequate level of private sector involvement and/or influence	6.7%	10.1%	11.5%	4.5%	10.7%	11.5%	8.0%	3.7%	5.9%	0.0%
Inadequate level of citizen/civil society participation	0.0%	11.2%	3.8%	4.5%	7.1%	3.8%	22.0%	14.8%	5.9%	0.0%
Inadequate level of donor coordination	0.0%	7.9%	7.7%	13.6%	7.1%	15.4%	2.0%	0.0%	5.9%	0.0%
Reforms are not well thought out in light of country challenges	53.3%	30.3%	34.6%	31.8%	25.0%	30.8%	22.0%	25.9%	17.6%	50.0%
Poor coordination within the government	20.0%	10.1%	11.5%	9.1%	10.7%	3.8%	10.0%	7.4%	5.9%	0.0%
Inadequate level of government accountability*	0.0%	11.2%	19.2%	22.7%	7.1%	34.6%	12.0%	25.9%	35.3%	33.3%
Inadequate level of capacity in the government	13.3%	7.9%	7.7%	9.1%	21.4%	19.2%	10.0%	14.8%	5.9%	16.7%
Corruption	33.3%	33.7%	38.5%	27.3%	35.7%	15.4%	46.0%	40.7%	5.9%	50.0%
Poor level of economic diversification	0.0%	4.5%	7.7%	0.0%	7.1%	0.0%	2.0%	3.7%	17.6%	0.0%
Poor management of public resources and inadequate level of deconcentration	13.3%	30.3%	15.4%	40.9%	17.9%	19.2%	26.0%	25.9%	17.6%	33.3%
Other	0.0%	0.0%	0.0%	0.0%	0.0%	0.0%	0.0%	0.0%	0.0%	0.0%

\*Significantly different between stakeholder groups



**A. General Issues facing Guinea (continued)**

To what extent do you trust each of the following groups to do what is right? (1-To no degree at all, 10-To a very significant degree)

	Office of Parliamentarian			Employee of a Ministry/ PMU/ Consultant on WBG Project			Local Government			Bilateral/ Multilateral Agency			Private Sector/ Financial Sector/ Private Bank			CSO			Media			Independent Government Institution			Judiciary Branch			Other		
	N	Mean	SD	N	Mean	SD	N	Mean	SD	N	Mean	SD	N	Mean	SD	N	Mean	SD	N	Mean	SD	N	Mean	SD	N	Mean	SD	N	Mean	SD
The national government*	14	7.71	2.34	89	7.33	2.54	26	7.08	2.13	21	7.52	2.82	26	5.04	2.58	26	5.00	2.25	50	5.52	2.94	27	5.52	2.61	17	6.18	2.86	5	6.80	2.86
Bilateral organizations (e.g., DFID, JICA, GIZ, USAID, AFD)	14	7.36	2.65	85	6.21	2.36	24	6.58	1.82	21	7.38	1.75	27	5.33	2.76	24	6.08	2.36	50	6.68	2.41	27	6.19	2.56	17	6.12	2.15	5	6.80	1.10
Local leaders*	15	6.73	2.49	84	5.29	2.60	24	4.62	2.37	21	6.48	2.60	26	4.58	2.52	26	4.27	2.20	50	5.44	2.40	26	5.19	2.50	16	6.44	2.42	5	4.40	1.34
The World Bank Group	15	7.13	2.59	85	6.71	2.13	25	7.32	1.89	22	7.82	1.79	27	6.15	2.28	26	6.81	1.94	49	7.16	2.32	27	6.22	2.31	17	6.06	2.56	5	6.60	1.52
The International Monetary Fund	14	6.71	2.64	85	6.25	2.48	24	5.83	2.18	21	7.10	2.10	26	5.19	2.55	26	6.12	2.20	49	6.33	2.76	27	5.89	2.41	16	5.38	2.60	5	5.80	2.17
UN*	15	7.20	2.04	84	5.69	2.37	24	5.54	1.84	20	7.05	2.04	25	4.68	2.55	26	6.46	2.20	49	6.31	2.49	27	5.44	2.62	16	5.19	2.11	5	6.00	2.45
Regional development banks (e.g., AfDB)*	15	7.27	2.25	86	6.60	2.04	25	7.00	2.31	22	7.45	1.54	26	4.92	2.54	26	6.42	2.30	48	6.69	2.14	25	6.16	1.97	17	6.29	2.17	5	6.80	1.64
Guinea's Central Bank*	14	7.64	2.71	84	6.85	2.56	23	6.39	2.45	20	7.00	2.79	26	5.08	2.56	26	5.35	2.61	50	5.98	2.77	27	6.04	1.95	17	6.59	1.66	5	5.40	3.21
International private sector*	15	7.60	1.77	81	5.78	2.50	24	5.08	2.15	21	7.00	1.41	27	5.56	2.39	26	5.62	2.08	45	6.53	2.32	26	5.42	1.98	15	5.93	2.37	5	6.00	2.12
Domestic private sector	15	7.40	2.50	84	6.60	2.10	26	6.19	2.23	22	7.27	1.45	26	6.88	2.12	26	6.08	2.15	49	6.29	2.32	27	6.74	2.49	16	6.75	2.24	5	6.20	2.59
International civil society*	14	6.36	2.10	81	5.62	2.16	25	5.76	2.19	22	6.32	1.62	24	4.38	2.12	26	5.58	2.28	48	6.48	2.23	26	5.27	2.18	16	5.13	2.28	5	5.60	2.07
Domestic civil society	15	6.60	2.53	87	5.80	2.27	26	5.88	2.22	22	5.82	2.11	25	5.48	2.24	26	5.04	2.38	50	6.40	2.30	27	5.41	2.53	16	5.87	2.09	5	5.60	2.61
Faith-based institutions*	14	6.50	2.31	77	4.65	2.54	25	4.68	2.27	20	6.25	1.59	25	3.76	2.45	25	4.76	2.33	46	5.35	2.32	21	4.29	2.15	16	4.25	2.05	5	3.60	1.67
Domestic traditional media and their web presence	14	6.57	2.53	86	6.42	2.21	26	5.38	2.17	22	7.05	1.68	28	5.93	2.37	26	6.35	2.23	49	7.04	2.25	27	7.04	1.89	16	5.94	2.08	5	5.80	1.92
International media and their web presence*	15	6.67	2.29	86	5.81	2.30	25	5.56	1.73	22	6.91	1.57	26	4.42	1.98	26	6.69	2.07	48	6.71	2.11	27	6.15	2.21	17	4.76	2.51	5	5.60	1.67
Web based media*	15	6.47	2.50	85	5.93	2.12	26	5.38	2.21	21	6.43	1.47	27	4.44	2.03	25	6.56	2.10	49	6.39	2.00	27	6.89	1.99	17	5.06	1.82	5	5.40	2.07

\*Significantly different between stakeholder groups



## A. General Issues facing Guinea (continued)

Please describe the direction Guinea is moving in, when considering ... ? (1-Getting much worse, 5-Getting much better)

	Office of Parliamentarian		Employee of a Ministry/ PMU/Consultant on WBG Project		Local Government		Bilateral/ Multilateral Agency		Private Sector/ Financial Sector/ Private Bank		CSO		Media		Independent Government Institution		Judiciary Branch		Other	
	N	Mean	N	Mean	N	Mean	N	Mean	N	Mean	N	Mean	N	Mean	N	Mean	N	Mean	N	Mean
Human development*	15	3.47	89	3.57	26	3.00	22	3.45	28	3.18	26	3.04	50	2.88	27	2.89	17	3.18	6	3.83
Equal opportunity for girls and boys, men and women*	15	3.47	89	3.61	26	3.19	22	3.05	28	3.00	26	2.92	50	3.02	27	2.96	17	3.29	6	3.67
Growing Guinea's economy in a way that leads to jobs and employment*	15	3.00	89	3.24	26	2.77	22	3.14	28	2.54	26	3.08	50	2.58	27	2.89	17	3.18	6	3.67
The gap between the rich and the poor*	15	2.27	89	2.30	26	1.77	22	2.00	28	1.75	26	1.46	50	1.98	27	2.00	17	2.18	6	2.50
Making government more effective*	15	3.47	89	3.40	26	2.69	22	3.05	28	2.50	26	2.81	50	2.58	27	3.04	17	3.35	6	3.50
Anti-corruption and improving judicial system*	15	2.67	89	3.10	26	2.73	22	2.73	28	2.14	26	2.31	50	2.24	27	2.56	17	3.18	6	3.17
Enabling private sector and attracting new sources of foreign investment*	15	3.93	89	3.80	26	3.65	22	3.32	28	3.36	26	3.38	50	3.30	27	3.33	17	3.35	6	3.83
Protecting the environment*	15	3.00	89	2.91	26	2.88	22	3.23	28	1.96	26	2.04	50	2.32	27	2.41	17	2.71	6	2.67
Citizen engagement	15	2.87	89	3.07	26	3.31	22	3.41	28	2.43	26	3.00	50	3.24	27	3.07	17	3.18	6	3.33

\*Significantly different between stakeholder groups

Listed below are global challenges. Which do you think have the most serious impact on Guinea? (Choose no more than TWO)

Percentage of Respondents (Responses combined)	Office of Parliamentarian	Employee of a Ministry/ PMU/Consultant on WBG Project	Local Government	Bilateral/ Multilateral Agency	Private Sector/ Financial Sector/ Private Bank	CSO	Media	Independent Government Institution	Judiciary Branch	Other
Climate change	53.3%	51.7%	42.3%	50.0%	28.6%	42.3%	30.0%	37.0%	47.1%	66.7%
Terrorism	13.3%	2.2%	3.8%	0.0%	3.6%	3.8%	0.0%	0.0%	5.9%	0.0%
Migrants and refugees	13.3%	24.7%	30.8%	36.4%	35.7%	19.2%	32.0%	37.0%	17.6%	33.3%
Jobs/employment*	13.3%	44.9%	46.2%	72.7%	28.6%	61.5%	54.0%	33.3%	47.1%	50.0%
Trade constraints	0.0%	7.9%	3.8%	4.5%	10.7%	0.0%	0.0%	0.0%	0.0%	0.0%
The gap between the rich and the poor	20.0%	16.9%	7.7%	9.1%	7.1%	7.7%	6.0%	22.2%	5.9%	16.7%
Environmental degradation	20.0%	23.6%	19.2%	9.1%	21.4%	15.4%	26.0%	37.0%	35.3%	0.0%
Access to international finance constraints	13.3%	18.0%	19.2%	13.6%	32.1%	30.8%	26.0%	11.1%	17.6%	33.3%
Technology based disruption	6.7%	1.1%	0.0%	0.0%	0.0%	3.8%	0.0%	0.0%	0.0%	0.0%
Geo political uncertainty*	46.7%	7.9%	26.9%	4.5%	32.1%	11.5%	26.0%	22.2%	23.5%	0.0%

\*Significantly different between stakeholder groups



## A. General Issues facing Guinea (continued)

When thinking about development efforts in Guinea, do you think that civil society (e.g., NGOs, CBOs) should ... ?\*

Percentage of Respondents	Office of Parliamentarian	Employee of a Ministry/ PMU/Consultant on WBG Project	Local Government	Bilateral/ Multilateral Agency	Private Sector/ Financial Sector/ Private Bank	CSO	Media	Independent Government Institution	Judiciary Branch	Other
Engage significantly less	0.0%	0.0%	0.0%	0.0%	0.0%	0.0%	2.0%	3.7%	5.9%	0.0%
Engage somewhat less	6.7%	2.2%	0.0%	4.5%	14.3%	0.0%	4.0%	11.1%	5.9%	0.0%
Engage somewhat more	20.0%	27.0%	11.5%	13.6%	14.3%	15.4%	12.0%	44.4%	47.1%	16.7%
Engage significantly more	53.3%	57.3%	80.8%	72.7%	71.4%	76.9%	76.0%	33.3%	41.2%	50.0%
Engage at the same level it does currently	20.0%	10.1%	3.8%	4.5%	0.0%	7.7%	6.0%	7.4%	0.0%	33.3%
Don't know	0.0%	3.4%	3.8%	4.5%	0.0%	0.0%	0.0%	0.0%	0.0%	0.0%

\*Significantly different between stakeholder groups

To what extent do you trust domestic private sector to engage in public service delivery in Guinea?

Percentage of Respondents	Office of Parliamentarian	Employee of a Ministry/ PMU/Consultant on WBG Project	Local Government	Bilateral/ Multilateral Agency	Private Sector/ Financial Sector/ Private Bank	CSO	Media	Independent Government Institution	Judiciary Branch	Other
To a very low degree	6.7%	5.6%	0.0%	4.5%	0.0%	11.5%	4.0%	3.7%	5.9%	0.0%
To a somewhat low degree	0.0%	12.4%	7.7%	9.1%	14.3%	7.7%	16.0%	11.1%	5.9%	0.0%
To a somewhat high degree	26.7%	29.2%	34.6%	31.8%	14.3%	46.2%	22.0%	25.9%	29.4%	33.3%
To a very high degree	66.7%	51.7%	57.7%	50.0%	64.3%	30.8%	58.0%	55.6%	58.8%	66.7%
Don't know	0.0%	1.1%	0.0%	4.5%	7.1%	3.8%	0.0%	3.7%	0.0%	0.0%

To what extent do you trust international private sector to engage in public service delivery in Guinea?

Percentage of Respondents	Office of Parliamentarian	Employee of a Ministry/ PMU/Consultant on WBG Project	Local Government	Bilateral/ Multilateral Agency	Private Sector/ Financial Sector/ Private Bank	CSO	Media	Independent Government Institution	Judiciary Branch	Other
To a very low degree	0.0%	7.9%	3.8%	0.0%	10.7%	7.7%	6.0%	14.8%	17.6%	0.0%
To a somewhat low degree	6.7%	7.9%	3.8%	4.5%	21.4%	11.5%	16.0%	11.1%	5.9%	33.3%
To a somewhat high degree	53.3%	38.2%	42.3%	40.9%	39.3%	42.3%	38.0%	25.9%	29.4%	50.0%
To a very high degree	33.3%	44.9%	50.0%	54.5%	25.0%	34.6%	36.0%	37.0%	41.2%	16.7%
Don't know	6.7%	1.1%	0.0%	0.0%	3.6%	3.8%	4.0%	11.1%	5.9%	0.0%

## B. Overall Attitudes toward the World Bank Group

	Office of Parliamentarian			Employee of a Ministry/ PMU/Consultant on WBG Project			Local Government			Bilateral/ Multilateral Agency			Private Sector/ Financial Sector/ Private Bank			CSO			Media			Independent Government Institution			Judiciary Branch			Other		
	N	Mean	SD	N	Mean	SD	N	Mean	SD	N	Mean	SD	N	Mean	SD	N	Mean	SD	N	Mean	SD	N	Mean	SD	N	Mean	SD	N	Mean	SD
How familiar are you with the work of the World Bank Group in Guinea?*	15	7.33	2.16	89	6.63	2.45	26	8.42	1.21	22	6.18	2.89	28	5.43	2.82	26	5.38	2.74	50	5.50	2.74	27	5.89	2.56	17	6.41	2.53	6	7.00	1.90

(1-Not familiar at all, 10-Extremely familiar) \*Significantly different between stakeholder groups

**B. Overall Attitudes toward the World Bank Group (continued)**

	Office of Parliamentarian			Employee of a Ministry/ PMU/Consultant on WBG Project			Local Government			Bilateral/ Multilateral Agency			Private Sector/ Financial Sector/ Private Bank			CSO			Media			Independent Government Institution			Judiciary Branch			Other		
	N	Mean	SD	N	Mean	SD	N	Mean	SD	N	Mean	SD	N	Mean	SD	N	Mean	SD	N	Mean	SD	N	Mean	SD	N	Mean	SD	N	Mean	SD
Overall, please rate your impression of the World Bank Group's effectiveness in Guinea.*	15	7.40	1.55	86	7.23	2.18	25	8.24	1.17	22	7.14	2.34	25	5.80	2.29	25	6.00	1.53	47	6.28	2.68	25	6.28	2.03	17	7.00	2.42	6	7.00	1.90

(1-Not effective at all, 10-Very effective) \*Significantly different between stakeholder groups

	Office of Parliamentarian			Employee of a Ministry/ PMU/Consultant on WBG Project			Local Government			Bilateral/ Multilateral Agency			Private Sector/ Financial Sector/ Private Bank			CSO			Media			Independent Government Institution			Judiciary Branch			Other		
	N	Mean	SD	N	Mean	SD	N	Mean	SD	N	Mean	SD	N	Mean	SD	N	Mean	SD	N	Mean	SD	N	Mean	SD	N	Mean	SD	N	Mean	SD
To what extent do you believe the World Bank Group's staff is well prepared to help Guinea solve its most complicated development challenges?*	15	7.80	2.24	80	7.61	1.97	26	8.04	1.51	21	7.38	2.38	24	6.46	2.54	25	6.44	1.96	46	6.76	2.32	25	6.68	2.36	17	7.29	2.11	6	7.67	1.86

(1-To no degree at all, 10-To a very significant degree) \*Significantly different between stakeholder groups

**B. Overall Attitudes toward the World Bank Group (continued)**

When thinking about how the World Bank Group can have the most impact on development results in Guinea, in which sectors do you believe the World Bank Group should focus most of its resources (financial and knowledge services) in Guinea? (Choose no more than THREE)

Percentage of Respondents (Responses combined)	Office of Parliamentarian	Employee of a Ministry/ PMU/Consultant on WBG Project	Local Government	Bilateral/ Multilateral Agency	Private Sector/ Financial Sector/ Private Bank	CSO	Media	Independent Government Institution	Judiciary Branch	Other
Energy	53.3%	52.8%	46.2%	59.1%	35.7%	50.0%	46.0%	22.2%	35.3%	33.3%
Water and sanitation	20.0%	18.0%	23.1%	22.7%	14.3%	26.9%	20.0%	14.8%	5.9%	33.3%
Pollution	0.0%	3.4%	3.8%	0.0%	0.0%	3.8%	0.0%	0.0%	0.0%	0.0%
Local governance and institutions	20.0%	12.4%	23.1%	22.7%	7.1%	23.1%	18.0%	22.2%	11.8%	0.0%
Job creation/employment*	0.0%	27.0%	3.8%	31.8%	10.7%	11.5%	16.0%	11.1%	11.8%	50.0%
Health	26.7%	32.6%	34.6%	36.4%	28.6%	53.8%	22.0%	25.9%	35.3%	16.7%
Financial markets	0.0%	0.0%	3.8%	0.0%	7.1%	0.0%	0.0%	0.0%	0.0%	0.0%
Social protection	6.7%	1.1%	7.7%	4.5%	3.6%	3.8%	0.0%	0.0%	0.0%	0.0%
Gender equity	0.0%	0.0%	0.0%	0.0%	0.0%	0.0%	0.0%	0.0%	0.0%	0.0%
Private sector development*	0.0%	7.9%	3.8%	4.5%	25.0%	3.8%	4.0%	0.0%	17.6%	0.0%
Education*	73.3%	37.1%	26.9%	27.3%	50.0%	53.8%	44.0%	55.6%	58.8%	33.3%
Public sector governance/reform	20.0%	14.6%	26.9%	18.2%	25.0%	19.2%	22.0%	14.8%	11.8%	50.0%
Global/regional integration	0.0%	0.0%	0.0%	0.0%	0.0%	0.0%	0.0%	0.0%	0.0%	0.0%
Food security	0.0%	7.9%	7.7%	0.0%	0.0%	0.0%	2.0%	3.7%	0.0%	0.0%
Urban development	0.0%	0.0%	0.0%	4.5%	0.0%	0.0%	2.0%	3.7%	5.9%	0.0%
Judiciary reform	13.3%	2.2%	7.7%	9.1%	17.9%	11.5%	16.0%	14.8%	11.8%	0.0%
Economic diversification and growth	6.7%	5.6%	3.8%	0.0%	7.1%	0.0%	12.0%	7.4%	5.9%	16.7%
Disaster risk management	0.0%	0.0%	0.0%	0.0%	0.0%	0.0%	0.0%	0.0%	0.0%	0.0%
Equality of opportunity and decentralization	0.0%	0.0%	0.0%	0.0%	0.0%	0.0%	2.0%	0.0%	0.0%	0.0%
Social cohesion	0.0%	2.2%	3.8%	0.0%	0.0%	0.0%	6.0%	0.0%	0.0%	0.0%
Information and communications technology	0.0%	2.2%	0.0%	0.0%	0.0%	3.8%	0.0%	0.0%	5.9%	0.0%
Infrastructure	13.3%	18.0%	15.4%	13.6%	17.9%	7.7%	4.0%	22.2%	11.8%	16.7%
Agriculture and rural development	40.0%	36.0%	34.6%	36.4%	25.0%	3.8%	36.0%	25.9%	41.2%	50.0%
Trade and exports	0.0%	0.0%	3.8%	0.0%	3.6%	0.0%	0.0%	0.0%	0.0%	0.0%
Crime and violence	0.0%	0.0%	0.0%	0.0%	0.0%	3.8%	0.0%	0.0%	0.0%	0.0%
Natural resource management	0.0%	2.2%	3.8%	0.0%	0.0%	0.0%	2.0%	7.4%	5.9%	0.0%
Climate change	0.0%	2.2%	0.0%	0.0%	0.0%	3.8%	2.0%	7.4%	0.0%	0.0%
Poverty reduction	6.7%	11.2%	7.7%	4.5%	10.7%	3.8%	12.0%	14.8%	5.9%	0.0%
Anti-corruption	0.0%	3.4%	7.7%	4.5%	10.7%	11.5%	12.0%	22.2%	11.8%	0.0%

\*Significantly different between stakeholder groups

**B. Overall Attitudes toward the World Bank Group (continued)**

When thinking about the World Bank Group's role, which activity do you believe is of greatest VALUE and which activity is of second greatest value in Guinea?

Greatest Value Percentage of Respondents	Office of Parliamentarian	Employee of a Ministry/ PMU/Consultant on WBG Project	Local Government	Bilateral/ Multilateral Agency	Private Sector/ Financial Sector/ Private Bank	CSO	Media	Independent Government Institution	Judiciary Branch	Other
Bringing together different groups of stakeholders	6.7%	7.9%	0.0%	22.7%	3.6%	23.1%	14.0%	7.4%	5.9%	0.0%
Capacity development related to World Bank Group supported projects	53.3%	40.4%	34.6%	50.0%	21.4%	26.9%	32.0%	18.5%	41.2%	0.0%
Technical assistance and training	13.3%	14.6%	7.7%	18.2%	39.3%	11.5%	24.0%	14.8%	23.5%	33.3%
Policy advice, studies, analyses	6.7%	5.6%	11.5%	0.0%	7.1%	0.0%	0.0%	14.8%	0.0%	0.0%
Financial resources	13.3%	13.5%	19.2%	0.0%	7.1%	26.9%	12.0%	3.7%	17.6%	33.3%
Data and statistics	0.0%	0.0%	0.0%	0.0%	3.6%	0.0%	0.0%	3.7%	0.0%	0.0%
Promoting knowledge sharing	0.0%	3.4%	0.0%	4.5%	3.6%	0.0%	4.0%	11.1%	0.0%	0.0%
Implementation support	0.0%	3.4%	0.0%	0.0%	3.6%	0.0%	2.0%	3.7%	0.0%	0.0%
Mobilizing third party financial resources	6.7%	10.1%	11.5%	0.0%	7.1%	0.0%	6.0%	11.1%	5.9%	33.3%
Donor coordination	0.0%	0.0%	0.0%	0.0%	0.0%	0.0%	0.0%	0.0%	0.0%	0.0%
Other	0.0%	0.0%	0.0%	0.0%	3.6%	0.0%	0.0%	3.7%	0.0%	0.0%

2nd Greatest Value Percentage of Respondents	Office of Parliamentarian	Employee of a Ministry/ PMU/Consultant on WBG Project	Local Government	Bilateral/ Multilateral Agency	Private Sector/ Financial Sector/ Private Bank	CSO	Media	Independent Government Institution	Judiciary Branch	Other
Bringing together different groups of stakeholders	0.0%	3.4%	3.8%	0.0%	3.6%	0.0%	4.0%	11.1%	0.0%	0.0%
Capacity development related to World Bank Group supported projects	20.0%	12.4%	23.1%	22.7%	17.9%	11.5%	18.0%	14.8%	11.8%	50.0%
Technical assistance and training	0.0%	19.1%	11.5%	9.1%	7.1%	19.2%	14.0%	3.7%	23.5%	0.0%
Policy advice, studies, analyses	0.0%	5.6%	15.4%	9.1%	10.7%	3.8%	10.0%	3.7%	0.0%	0.0%
Financial resources*	20.0%	6.7%	23.1%	31.8%	10.7%	19.2%	8.0%	18.5%	0.0%	0.0%
Data and statistics	6.7%	2.2%	0.0%	0.0%	3.6%	0.0%	4.0%	3.7%	5.9%	16.7%
Promoting knowledge sharing	0.0%	6.7%	0.0%	0.0%	14.3%	11.5%	6.0%	11.1%	5.9%	0.0%
Implementation support*	40.0%	7.9%	11.5%	18.2%	14.3%	19.2%	2.0%	11.1%	5.9%	0.0%
Mobilizing third party financial resources*	6.7%	20.2%	7.7%	9.1%	3.6%	7.7%	20.0%	18.5%	41.2%	33.3%
Donor coordination	6.7%	15.7%	3.8%	0.0%	10.7%	7.7%	12.0%	3.7%	5.9%	0.0%
Other	0.0%	0.0%	0.0%	0.0%	0.0%	0.0%	2.0%	0.0%	0.0%	0.0%

\*Significantly different between stakeholder groups

**B. Overall Attitudes toward the World Bank Group (continued)**

Which of the following do you identify as the World Bank Group's greatest WEAKNESSES in its work in Guinea? (Choose no more than TWO)

Percentage of Respondents (Responses combined)	Office of Parliamentarian	Employee of a Ministry/ PMU/Consultant on WBG Project	Local Government	Bilateral/ Multilateral Agency	Private Sector/ Financial Sector/ Private Bank	CSO	Media	Independent Government Institution	Judiciary Branch	Other
Not willing to honestly criticize policies and reform efforts in the country*	20.0%	14.6%	38.5%	31.8%	32.1%	53.8%	40.0%	59.3%	23.5%	16.7%
Staff too inaccessible	13.3%	16.9%	11.5%	22.7%	7.1%	26.9%	18.0%	7.4%	0.0%	33.3%
Not collaborating enough with private sector*	0.0%	14.6%	7.7%	4.5%	46.4%	23.1%	4.0%	11.1%	35.3%	0.0%
Not collaborating enough with partners such as bilaterals, multilaterals, trust funds, UN*	0.0%	5.6%	11.5%	22.7%	14.3%	3.8%	0.0%	0.0%	0.0%	16.7%
Not aligned with country priorities	6.7%	13.5%	0.0%	9.1%	14.3%	19.2%	20.0%	18.5%	11.8%	0.0%
Not adequately sensitive to political/social realities in Guinea	46.7%	16.9%	11.5%	22.7%	14.3%	15.4%	16.0%	18.5%	17.6%	16.7%
Too influenced by developed countries	20.0%	23.6%	3.8%	9.1%	10.7%	11.5%	16.0%	11.1%	23.5%	16.7%
World Bank Group's processes too slow and complex*	53.3%	28.1%	30.8%	22.7%	14.3%	3.8%	10.0%	33.3%	47.1%	50.0%
Not adequately flexible	13.3%	13.5%	15.4%	9.1%	3.6%	11.5%	2.0%	0.0%	0.0%	16.7%
Not sufficiently focused on sustainable results	0.0%	5.6%	7.7%	0.0%	7.1%	3.8%	4.0%	3.7%	0.0%	0.0%
Not collaborating enough with civil society*	0.0%	1.1%	7.7%	4.5%	7.1%	7.7%	42.0%	11.1%	5.9%	0.0%
Not enough public disclosure of its work	26.7%	18.0%	11.5%	4.5%	14.3%	3.8%	18.0%	11.1%	11.8%	0.0%
Arrogant in its approach	0.0%	0.0%	0.0%	4.5%	0.0%	0.0%	2.0%	3.7%	5.9%	16.7%
Inadequate World Bank Group's staffing in Guinea	0.0%	10.1%	19.2%	13.6%	0.0%	7.7%	4.0%	7.4%	5.9%	16.7%
Other	0.0%	2.2%	0.0%	0.0%	0.0%	0.0%	0.0%	3.7%	0.0%	0.0%
Don't know	0.0%	6.7%	11.5%	9.1%	7.1%	3.8%	2.0%	0.0%	5.9%	0.0%

\*Significantly different between stakeholder groups

To what extent do you believe that the World Bank Group's work and support help the poorest in Guinea? (Select only ONE response)

Percentage of Respondents	Office of Parliamentarian	Employee of a Ministry/ PMU/Consultant on WBG Project	Local Government	Bilateral/ Multilateral Agency	Private Sector/ Financial Sector/ Private Bank	CSO	Media	Independent Government Institution	Judiciary Branch	Other
To a fully sufficient degree	6.7%	12.4%	11.5%	22.7%	7.1%	0.0%	6.0%	7.4%	0.0%	0.0%
To a somewhat sufficient degree	40.0%	43.8%	50.0%	22.7%	21.4%	50.0%	38.0%	40.7%	47.1%	83.3%
To a somewhat insufficient degree	33.3%	31.5%	30.8%	40.9%	35.7%	34.6%	38.0%	40.7%	29.4%	16.7%
To a very insufficient degree	20.0%	9.0%	7.7%	13.6%	32.1%	15.4%	18.0%	7.4%	11.8%	0.0%
Don't know	0.0%	3.4%	0.0%	0.0%	3.6%	0.0%	0.0%	3.7%	11.8%	0.0%

**B. Overall Attitudes toward the World Bank Group (continued)**

From your perspective, which of the following best describes the World Bank Group's current emphasis on investing in human capital (e.g., education, health, social protection)?\*

Percentage of Respondents	Office of Parliamentarian	Employee of a Ministry/ PMU/Consultant on WBG Project	Local Government	Bilateral/ Multilateral Agency	Private Sector/ Financial Sector/ Private Bank	CSO	Media	Independent Government Institution	Judiciary Branch	Other
Increased its emphasis recently	46.7%	46.1%	69.2%	54.5%	14.3%	23.1%	32.0%	7.4%	41.2%	50.0%
Decreased its emphasis recently	13.3%	6.7%	3.8%	13.6%	17.9%	11.5%	14.0%	14.8%	0.0%	33.3%
Emphasis has remained pretty consistent over time	33.3%	29.2%	19.2%	13.6%	60.7%	57.7%	40.0%	48.1%	52.9%	16.7%
Don't know	6.7%	18.0%	7.7%	18.2%	7.1%	7.7%	14.0%	29.6%	5.9%	0.0%

\*Significantly different between stakeholder groups

In addition to the regular relations with the national government, which TWO of the following groups should the World Bank Group collaborate with more in your country?  
(Choose no more than TWO)

Percentage of Respondents (Responses combined)	Office of Parliamentarian	Employee of a Ministry/ PMU/Consultant on WBG Project	Local Government	Bilateral/ Multilateral Agency	Private Sector/ Financial Sector/ Private Bank	CSO	Media	Independent Government Institution	Judiciary Branch	Other
Beneficiaries	40.0%	58.4%	57.7%	59.1%	32.1%	34.6%	46.0%	37.0%	35.3%	66.7%
Youth/university groups	20.0%	22.5%	7.7%	18.2%	25.0%	7.7%	18.0%	11.1%	35.3%	0.0%
Private sector*	33.3%	30.3%	42.3%	4.5%	57.1%	42.3%	22.0%	33.3%	35.3%	16.7%
Local government*	40.0%	38.2%	38.5%	59.1%	32.1%	19.2%	26.0%	18.5%	17.6%	50.0%
Donor community	0.0%	5.6%	7.7%	4.5%	10.7%	15.4%	0.0%	7.4%	0.0%	16.7%
NGOs/Community Based Organizations*	33.3%	18.0%	26.9%	36.4%	10.7%	46.2%	58.0%	33.3%	35.3%	33.3%
Academia/think tanks/research institutes*	6.7%	7.9%	3.8%	18.2%	14.3%	26.9%	16.0%	3.7%	35.3%	16.7%
Parliament*	20.0%	10.1%	7.7%	0.0%	3.6%	0.0%	0.0%	3.7%	0.0%	0.0%
Foundations	0.0%	1.1%	3.8%	0.0%	0.0%	7.7%	2.0%	0.0%	5.9%	0.0%
Media*	0.0%	2.2%	0.0%	0.0%	0.0%	0.0%	8.0%	48.1%	0.0%	0.0%
Other	6.7%	0.0%	0.0%	0.0%	0.0%	0.0%	0.0%	3.7%	0.0%	0.0%
Don't know	0.0%	1.1%	0.0%	0.0%	7.1%	0.0%	2.0%	0.0%	0.0%	0.0%

\*Significantly different between stakeholder groups

To what extent do you agree with the following statements about the World Bank Group's work in Guinea? (1-Strongly disagree, 10-Strongly agree)

	Office of Parliamentarian			Employee of a Ministry/ PMU/Consultant on WBG Project			Local Government			Bilateral/ Multilateral Agency			Private Sector/ Financial Sector/ Private Bank			CSO			Media			Independent Government Institution			Judiciary Branch			Other		
	N	Mean	SD	N	Mean	SD	N	Mean	SD	N	Mean	SD	N	Mean	SD	N	Mean	SD	N	Mean	SD	N	Mean	SD	N	Mean	SD	N	Mean	SD
Overall the World Bank Group currently plays a relevant role in development in Guinea*	15	8.07	1.94	86	7.62	2.12	26	8.00	1.72	21	7.71	2.00	27	5.48	1.85	25	5.64	1.82	47	6.62	2.41	27	6.41	2.28	17	6.65	1.84	6	7.33	1.86
The World Bank Group's work is aligned with what I consider the development priorities for Guinea*	15	7.33	2.50	83	7.05	2.22	26	8.08	1.90	19	6.95	1.93	26	5.38	2.48	24	5.37	1.58	45	6.42	2.02	27	6.07	1.90	17	6.12	2.18	6	6.83	1.47

\*Significantly different between stakeholder groups





## B. Overall Attitudes toward the World Bank Group (continued)

To what extent is the World Bank Group an effective development partner in Guinea, in terms of each of the following? (1-To no degree at all, 10-To a very significant degree)

	Office of Parliamentarian			Employee of a Ministry/ PMU/Consultant on WBG Project			Local Government			Bilateral/ Multilateral Agency			Private Sector/ Financial Sector/ Private Bank			CSO			Media			Independent Government Institution			Judiciary Branch			Other		
	N	Mean	SD	N	Mean	SD	N	Mean	SD	N	Mean	SD	N	Mean	SD	N	Mean	SD	N	Mean	SD	N	Mean	SD	N	Mean	SD	N	Mean	SD
Responsiveness to needs*	14	6.00	1.96	81	6.26	2.00	24	6.63	1.88	20	6.20	2.19	25	5.20	2.10	22	4.59	1.89	46	5.54	2.00	25	5.16	1.75	16	5.13	1.78	5	4.80	1.79
Flexibility (in terms of the institution's products and services)*	14	5.43	1.99	72	5.85	2.19	24	6.04	1.78	17	6.24	1.79	24	4.04	1.85	22	4.23	1.54	43	5.51	1.99	20	4.65	1.73	15	4.80	1.57	5	4.60	1.67
Flexibility (in terms of changing country circumstances)*	15	5.73	1.94	75	6.07	1.93	25	6.04	1.97	18	5.94	1.73	23	4.30	2.16	22	4.68	1.39	48	5.69	1.86	23	5.65	1.64	16	5.50	1.97	5	5.00	1.87
Being inclusive*	14	6.50	1.99	69	6.49	2.30	22	7.00	2.33	17	7.06	2.08	19	5.16	2.22	17	4.53	1.51	44	5.61	2.16	19	5.42	2.61	12	6.25	1.77	5	5.40	1.95
Openness (sharing data and other information)*	15	7.60	1.81	72	6.69	2.07	23	7.35	1.95	17	7.18	2.27	21	5.43	2.40	21	5.38	1.56	47	5.96	2.22	26	5.96	2.41	15	5.53	2.33	6	6.83	2.32
Collaboration with the Government*	15	7.93	2.09	83	7.96	1.76	25	8.24	1.27	22	8.14	1.61	26	6.73	1.95	23	6.70	1.87	46	7.98	1.72	27	7.70	1.94	17	7.12	1.11	6	7.67	1.03
The speed in which it gets things accomplished on the ground*	15	6.53	2.20	79	6.77	2.06	26	6.88	1.56	20	7.65	1.81	22	5.09	1.74	25	5.68	1.80	46	6.11	2.17	24	5.13	2.03	15	5.20	1.70	6	6.67	1.03
Helping to bring discipline/effective supervision to implementation of investment projects*	14	7.36	2.34	79	7.24	1.88	26	7.92	1.26	19	7.16	1.89	24	5.75	1.65	25	5.60	2.04	44	6.39	2.32	25	6.40	2.08	17	6.82	2.16	6	6.33	1.86
Collaboration with civil society	10	6.60	2.07	70	5.77	2.34	23	5.91	1.93	20	5.95	2.33	27	5.33	2.22	21	4.38	1.47	47	5.60	2.34	26	5.15	1.71	12	5.17	1.90	6	5.00	2.53
Staff accessibility*	15	6.60	1.88	70	5.87	2.37	26	7.19	1.96	21	4.86	3.04	26	4.92	2.38	20	3.95	2.14	46	4.67	2.57	24	3.63	2.55	15	5.00	2.42	6	5.17	2.32
Collaboration with other donors and development partners*	13	6.85	1.82	66	6.91	2.24	22	7.23	1.66	12	7.58	1.56	21	5.90	2.07	16	4.88	2.19	37	6.00	2.33	18	5.83	2.18	11	6.91	1.81	6	6.17	0.98
Collaboration with the private sector*	10	6.60	2.22	69	6.32	2.25	20	6.00	1.92	15	6.47	2.07	25	4.96	2.32	17	4.29	1.72	42	5.67	2.13	24	4.92	1.86	12	4.83	2.86	6	6.17	1.47
Straightforwardness and honesty*	13	8.38	1.66	66	7.64	2.05	22	8.23	1.11	17	7.47	1.91	22	6.32	1.84	21	6.76	2.41	42	6.86	2.33	21	5.86	2.87	16	7.06	2.32	6	7.17	2.14
Treating clients and stakeholders in Guinea with respect*	15	7.67	1.59	70	7.24	1.81	23	7.65	1.50	15	7.53	1.73	22	5.23	2.09	14	5.36	2.02	41	6.34	2.01	21	6.24	2.26	14	6.14	2.88	6	7.00	1.55
Being a long-term partner*	14	9.36	1.39	78	8.73	1.52	24	8.88	1.19	21	8.48	1.66	25	7.68	2.04	25	8.32	1.28	46	8.09	1.76	25	8.08	2.02	13	8.08	1.89	6	7.67	2.16

\*Significantly different between stakeholder groups



### C. World Bank Group's Effectiveness and Results

How EFFECTIVE do you believe the World Bank Group is in terms of the work it does in the following areas of development in Guinea? (1-Not effective at all, 10- Very effective)

	Office of Parliamentarian			Employee of a Ministry/ PMU/Consultant on WBG Project			Local Government			Bilateral/ Multilateral Agency			Private Sector/ Financial Sector/ Private Bank			CSO			Media			Independent Government Institution			Judiciary Branch			Other		
	N	Mean	SD	N	Mean	SD	N	Mean	SD	N	Mean	SD	N	Mean	SD	N	Mean	SD	N	Mean	SD	N	Mean	SD	N	Mean	SD	N	Mean	SD
Social protection*	9	4.89	2.76	60	5.67	2.32	17	5.41	2.09	11	7.45	2.12	18	5.11	2.11	22	4.64	1.94	35	4.94	2.13	20	4.40	2.50	10	5.40	2.59	4	4.00	2.16
Gender equity*	14	6.36	2.34	66	6.11	1.97	18	5.78	1.63	16	6.31	2.55	17	4.82	1.85	24	5.00	2.11	45	5.91	1.91	23	6.57	2.11	14	6.93	1.77	5	5.40	1.67
Private sector development*	11	6.00	2.83	71	6.39	2.15	17	5.71	1.49	14	6.57	2.07	22	4.45	1.82	22	4.27	1.45	45	5.58	1.76	19	5.58	2.41	13	4.15	2.51	6	5.83	1.33
Education*	15	8.13	1.64	80	7.39	1.81	25	7.16	1.60	22	7.64	1.87	26	5.69	1.32	25	5.92	1.63	46	6.91	1.94	24	6.71	1.73	16	6.75	1.53	6	6.83	1.17
Public sector governance/reform*	14	8.07	1.33	78	7.08	2.06	24	6.79	1.22	17	7.06	2.16	22	5.59	1.68	25	6.20	2.00	44	6.34	1.74	25	6.80	2.20	13	6.08	1.85	6	6.17	2.23
Global/regional integration*	14	7.21	1.48	66	6.83	1.83	18	5.28	1.67	16	7.00	1.93	18	5.89	2.08	19	5.47	2.01	38	6.37	1.90	17	6.47	2.40	13	6.54	1.76	4	5.75	1.71
Food security*	12	6.17	2.33	74	6.81	1.63	22	6.27	1.86	16	6.50	2.10	22	5.32	1.89	22	5.18	2.13	45	5.69	2.07	20	6.55	2.35	14	5.86	2.35	6	6.50	1.38
Energy*	14	7.00	2.54	73	6.27	1.94	25	6.68	1.84	18	6.61	1.98	21	5.62	1.75	26	5.04	2.29	45	5.62	2.06	22	6.36	1.94	12	5.92	2.50	6	6.50	1.38
Water and sanitation	14	6.36	2.56	71	6.04	2.15	25	6.16	1.84	20	6.10	2.02	20	5.15	2.25	25	4.80	1.98	44	5.39	2.35	23	6.09	2.31	14	5.86	2.07	6	5.83	1.33
Job creation/employment*	14	6.00	2.45	71	5.38	2.11	22	6.18	1.26	22	6.05	1.86	24	4.79	2.28	24	3.67	1.58	42	4.55	1.93	24	4.58	2.21	14	4.57	2.17	5	5.00	1.87
Health*	14	6.86	2.74	78	6.97	1.74	24	7.25	0.94	21	7.52	1.40	21	6.38	2.06	25	6.20	1.71	46	5.87	2.17	24	6.38	1.93	15	6.40	1.50	6	6.33	1.97
Financial markets	8	7.00	2.56	50	6.28	2.03	17	5.00	1.41	11	7.00	1.95	21	5.71	2.08	15	4.93	2.34	26	5.58	1.70	18	5.56	1.92	11	5.45	2.46	5	5.40	1.82
Infrastructure*	14	7.21	1.85	75	6.51	2.10	23	6.39	1.59	22	7.00	1.93	23	5.52	1.95	26	5.85	2.05	47	6.02	2.09	25	7.56	1.71	14	6.64	1.50	6	7.00	1.41
Agriculture and rural development*	14	7.43	1.60	80	6.80	2.00	25	7.24	1.54	21	6.19	1.75	20	5.50	2.16	24	5.83	2.20	45	5.93	2.02	25	6.24	2.47	15	5.87	2.26	6	6.50	1.64
Trade and exports*	8	4.63	2.07	49	5.39	2.01	15	4.80	1.82	10	6.80	1.99	17	4.71	2.44	14	4.21	1.85	31	4.35	1.89	17	4.53	1.84	10	3.50	1.58	4	4.75	3.30
Natural resource management*	12	6.25	2.42	63	6.10	1.97	20	5.55	1.70	10	6.90	1.91	20	5.00	1.89	21	4.24	2.10	40	5.32	1.82	19	5.53	2.09	14	4.57	1.95	4	4.50	2.38
Climate change*	11	5.36	1.86	58	5.72	1.95	18	5.22	1.70	13	6.77	1.83	15	3.87	2.39	24	4.38	2.08	42	5.40	2.15	22	5.18	2.30	15	5.13	2.00	6	5.33	2.73
Poverty reduction*	15	6.47	2.10	80	6.70	1.93	25	6.52	1.12	22	6.86	2.08	23	4.78	1.81	26	5.69	2.17	47	5.60	2.43	26	6.15	2.24	15	5.27	2.25	6	6.50	1.52
Anti-corruption*	12	5.50	2.61	73	5.82	2.21	21	6.24	1.34	16	5.75	2.70	24	3.96	2.24	24	4.50	1.45	44	4.75	2.43	23	4.91	2.04	15	4.60	2.23	5	5.20	2.86
Judiciary reform	12	6.00	2.56	67	6.01	2.25	16	5.56	1.50	17	4.88	3.02	21	4.90	2.63	24	4.87	1.80	44	4.82	2.13	19	5.53	2.12	15	5.20	2.48	6	6.00	2.90
Economic diversification and growth	15	6.80	2.21	68	6.35	1.83	20	5.75	1.52	15	6.27	1.62	22	5.23	2.16	22	5.27	1.72	42	5.40	2.20	21	6.24	1.90	16	5.94	2.32	6	5.50	2.17
Disaster risk management	13	5.08	2.22	56	5.36	1.97	17	5.53	1.81	17	5.71	2.54	18	4.39	2.28	18	4.56	1.79	34	4.24	1.99	15	5.07	2.28	13	4.92	2.36	5	4.20	1.92
Equality of opportunity and decentralization	13	6.08	2.53	65	5.92	1.89	20	6.15	1.39	15	5.93	2.02	21	5.10	2.23	19	4.58	1.90	43	5.28	2.06	21	6.00	2.30	14	6.43	1.99	5	5.00	2.24
Information and communications technology	12	6.33	2.43	62	5.90	2.07	17	6.12	1.80	16	6.44	2.07	20	5.15	2.08	17	5.24	1.56	41	5.61	1.99	21	4.48	2.34	12	5.67	2.43	6	5.67	2.25
Local governance and institutions*	14	7.29	1.94	73	6.41	1.82	20	6.40	1.47	20	6.30	1.87	19	5.21	1.32	21	4.95	1.72	43	5.56	1.91	22	6.00	2.20	13	5.00	1.87	6	5.17	1.94

\*Significantly different between stakeholder groups

	Office of Parliamentarian			Employee of a Ministry/ PMU/Consultant on WBG Project			Local Government			Bilateral/ Multilateral Agency			Private Sector/ Financial Sector/ Private Bank			CSO			Media			Independent Government Institution			Judiciary Branch			Other		
	N	Mean	SD	N	Mean	SD	N	Mean	SD	N	Mean	SD	N	Mean	SD	N	Mean	SD	N	Mean	SD	N	Mean	SD	N	Mean	SD	N	Mean	SD
To what extent does the World Bank Group's work help to achieve development results in Guinea?*	15	7.80	1.47	79	7.11	1.87	25	6.88	1.33	19	6.89	2.26	24	5.38	1.41	21	5.43	1.66	44	6.52	2.07	25	5.68	1.77	15	6.13	2.03	6	6.83	1.33

(1-To no degree at all, 10-To a very significant degree) \*Significantly different between stakeholder groups

**C. World Bank Group's Effectiveness and Results (continued)**

	Office of Parliamentarian			Employee of a Ministry/ PMU/Consultant on WBG Project			Local Government			Bilateral/ Multilateral Agency			Private Sector/ Financial Sector/ Private Bank			CSO			Media			Independent Government Institution			Judiciary Branch			Other		
	N	Mean	SD	N	Mean	SD	N	Mean	SD	N	Mean	SD	N	Mean	SD	N	Mean	SD	N	Mean	SD	N	Mean	SD	N	Mean	SD	N	Mean	SD
To what extent does the World Bank Group influence the development agenda in Guinea?*	15	7.80	1.57	81	7.02	1.78	24	7.00	1.56	17	6.29	2.93	22	5.82	1.30	22	5.91	1.90	44	6.55	2.17	26	6.42	2.10	17	6.29	2.02	6	6.50	1.38

(1-To no degree at all, 10-To a very significant degree) \*Significantly different between stakeholder groups

**To what extent do you agree with the following statements about the World Bank Group in Guinea? (1- Strongly disagree, 10- Strongly agree)**

	Office of Parliamentarian			Employee of a Ministry/ PMU/Consultant on WBG Project			Local Government			Bilateral/ Multilateral Agency			Private Sector/ Financial Sector/ Private Bank			CSO			Media			Independent Government Institution			Judiciary Branch			Other		
	N	Mean	SD	N	Mean	SD	N	Mean	SD	N	Mean	SD	N	Mean	SD	N	Mean	SD	N	Mean	SD	N	Mean	SD	N	Mean	SD	N	Mean	SD
The World Bank Group's financial instruments meet the needs of Guinea	13	6.77	2.35	74	6.84	2.05	24	6.83	1.61	18	6.28	2.68	18	5.22	1.70	23	6.22	2.02	44	6.11	2.08	25	5.76	2.07	15	5.47	2.07	6	6.00	2.61
The World Bank Group meets Guinea's needs for knowledge services	14	6.71	1.90	67	6.54	2.11	24	5.58	2.10	18	6.67	2.66	24	5.75	1.45	24	5.83	1.83	47	5.70	2.43	24	5.87	2.40	15	6.00	2.04	5	6.40	1.14

As part of IDA18, the World Bank Group has expanded (or developed) a number of financial instruments to respond to challenges in IDA countries. In general, how familiar are you with these new or expanded financial instruments in Guinea?

Percentage of Respondents	Office of Parliamentarian	Employee of a Ministry/ PMU/Consultant on WBG Project	Local Government	Bilateral/ Multilateral Agency	Private Sector/ Financial Sector/ Private Bank	CSO	Media	Independent Government Institution	Judiciary Branch	Other
Very familiar	6.7%	10.1%	15.4%	4.5%	3.6%	7.7%	10.0%	0.0%	11.8%	16.7%
Somewhat familiar	40.0%	25.8%	38.5%	9.1%	14.3%	19.2%	14.0%	11.1%	11.8%	33.3%
Somewhat unfamiliar	33.3%	25.8%	11.5%	40.9%	32.1%	30.8%	32.0%	37.0%	17.6%	50.0%
Very unfamiliar	6.7%	24.7%	15.4%	31.8%	32.1%	26.9%	30.0%	37.0%	29.4%	0.0%
Don't know	13.3%	13.5%	19.2%	13.6%	17.9%	15.4%	14.0%	14.8%	29.4%	0.0%

**How effectively does the World Bank Group support Guinea's efforts ... ? (1-Not effectively at all, 10- Very effectively)**

	Office of Parliamentarian			Employee of a Ministry/ PMU/Consultant on WBG Project			Local Government			Bilateral/ Multilateral Agency			Private Sector/ Financial Sector/ Private Bank			CSO			Media			Independent Government Institution			Judiciary Branch			Other		
	N	Mean	SD	N	Mean	SD	N	Mean	SD	N	Mean	SD	N	Mean	SD	N	Mean	SD	N	Mean	SD	N	Mean	SD	N	Mean	SD	N	Mean	SD
To build stronger domestic resource mobilization systems in the Government*	11	5.64	2.62	55	6.58	2.06	21	5.00	1.64	16	7.06	2.82	22	4.59	1.84	23	5.04	1.72	42	5.81	2.20	22	5.27	1.86	11	5.55	1.97	5	6.20	2.59
To develop better and stronger data collection/analytics systems within the Government*	14	6.86	1.79	65	6.77	1.92	24	6.17	1.66	15	6.93	2.19	21	4.90	1.61	25	5.00	1.76	42	6.26	2.33	23	6.48	2.04	13	6.54	1.98	5	6.00	2.55
To strengthen the country's crisis preparedness	13	6.23	2.77	64	6.64	2.03	21	5.81	1.89	16	6.44	2.56	21	5.10	1.38	20	5.10	2.15	43	5.58	2.37	26	5.81	1.96	15	5.93	1.83	5	6.00	3.16
To identify and monitor risks*	13	5.54	2.26	58	6.47	1.95	19	5.37	1.50	14	5.93	2.76	21	4.81	1.29	17	4.59	2.35	42	5.69	2.11	23	5.83	2.37	16	5.81	2.20	5	6.20	2.86

\*Significantly different between stakeholder groups

**C. World Bank Group's Effectiveness and Results (continued)**

	Office of Parliamentarian			Employee of a Ministry/ PMU/Consultant on WBG Project			Local Government			Bilateral/ Multilateral Agency			Private Sector/ Financial Sector/ Private Bank			CSO			Media			Independent Government Institution			Judiciary Branch			Other		
	N	Mean	SD	N	Mean	SD	N	Mean	SD	N	Mean	SD	N	Mean	SD	N	Mean	SD	N	Mean	SD	N	Mean	SD	N	Mean	SD	N	Mean	SD
How effectively does the World Bank Group's SCD and CPF activities support Guinea's efforts to manage crisis related risks?	9	7.44	2.35	43	6.84	1.85	13	6.15	1.86	11	5.18	3.22	13	5.46	1.61	13	5.46	1.81	30	5.47	2.49	14	5.79	1.63	12	6.42	1.83	4	6.25	1.71

(1-Not effectively at all, 10- Very effectively)

**D. The World Bank Group's Knowledge Work and Activities**

How frequently do you consult World Bank Group's knowledge work and activities in the work you do?\*

Percentage of Respondents	Office of Parliamentarian			Employee of a Ministry/ PMU/Consultant on WBG Project			Local Government			Bilateral/ Multilateral Agency			Private Sector/ Financial Sector/ Private Bank			CSO			Media			Independent Government Institution			Judiciary Branch			Other		
Weekly	33.3%			12.4%			38.5%			4.5%			0.0%			0.0%			6.0%			11.1%			11.8%			0.0%		
Monthly	20.0%			29.2%			23.1%			13.6%			7.1%			7.7%			22.0%			44.4%			5.9%			16.7%		
A few times a year	26.7%			20.2%			26.9%			27.3%			35.7%			34.6%			20.0%			7.4%			35.3%			66.7%		
Rarely	13.3%			22.5%			11.5%			45.5%			35.7%			38.5%			42.0%			29.6%			11.8%			16.7%		
Never	6.7%			15.7%			0.0%			9.1%			21.4%			19.2%			10.0%			7.4%			35.3%			0.0%		

\*Significantly different between stakeholder groups

In Guinea, to what extent do you believe that the World Bank Group's knowledge work and activities: (1-To no degree at all, 10-To a very significant degree)

	Office of Parliamentarian			Employee of a Ministry/ PMU/Consultant on WBG Project			Local Government			Bilateral/ Multilateral Agency			Private Sector/ Financial Sector/ Private Bank			CSO			Media			Independent Government Institution			Judiciary Branch			Other		
	N	Mean	SD	N	Mean	SD	N	Mean	SD	N	Mean	SD	N	Mean	SD	N	Mean	SD	N	Mean	SD	N	Mean	SD	N	Mean	SD	N	Mean	SD
Are timely*	15	8.27	1.94	82	7.46	1.93	25	7.68	1.75	19	7.26	1.52	26	6.23	2.14	25	6.84	2.23	46	6.74	2.08	27	6.56	1.95	16	6.31	1.92	6	7.33	1.86
Include appropriate level of stakeholder involvement during preparation*	14	6.86	1.75	74	6.92	2.00	24	7.38	1.21	16	7.19	1.72	23	5.70	1.96	19	5.26	1.91	42	5.45	2.40	24	5.88	1.94	13	6.15	2.38	5	4.80	2.49
Lead to practical solutions*	14	6.64	2.37	77	6.74	2.16	25	6.96	1.43	18	6.94	2.01	25	5.56	1.71	18	5.67	1.46	42	6.14	2.14	27	5.78	1.45	15	6.00	2.10	6	5.50	2.51
Are source of relevant information on global good practices*	15	7.27	1.98	73	7.19	1.91	25	7.56	1.36	16	7.81	1.64	23	5.74	2.24	23	6.74	1.82	42	6.86	2.15	25	7.04	2.11	15	6.13	2.13	6	6.50	2.43
Are adequately disseminated	14	6.00	2.35	76	6.05	2.18	24	6.54	1.47	18	6.06	2.62	23	4.39	2.02	23	5.78	2.35	43	5.84	2.19	27	5.59	2.22	15	5.13	2.77	5	4.60	2.51
Are translated enough into local language	11	3.36	2.20	67	3.90	2.46	21	3.71	1.93	15	4.60	3.00	23	2.48	1.28	25	3.12	2.17	41	3.15	2.17	22	2.86	2.25	17	3.65	2.55	4	2.75	1.26
Are adaptable to Guinea's specific development challenges and country circumstances*	13	7.23	2.20	74	7.19	2.01	24	6.92	1.53	19	6.74	1.97	24	5.63	2.10	23	5.39	2.52	44	6.48	2.22	27	6.56	2.03	17	6.65	2.09	6	5.67	1.51

\*Significantly different between stakeholder groups

**D. The World Bank Group's Knowledge Work and Activities (continued)**

	Office of Parliamentarian			Employee of a Ministry/ PMU/Consultant on WBG Project			Local Government			Bilateral/ Multilateral Agency			Private Sector/ Financial Sector/ Private Bank			CSO			Media			Independent Government Institution			Judiciary Branch			Other		
	N	Mean	SD	N	Mean	SD	N	Mean	SD	N	Mean	SD	N	Mean	SD	N	Mean	SD	N	Mean	SD	N	Mean	SD	N	Mean	SD	N	Mean	SD
Overall, how significant a contribution do you believe the World Bank Group's knowledge work and activities make to development results in your country?*	15	7.80	2.18	80	7.69	1.95	25	7.68	1.77	21	7.76	1.81	26	6.42	1.33	24	6.13	1.96	46	6.89	2.18	25	6.28	1.65	15	6.40	2.06	6	7.00	1.41
Overall, how would you rate the technical quality of the World Bank Group's knowledge work and activities?*	14	8.50	1.56	78	7.51	2.01	26	7.85	1.54	21	7.43	1.72	25	6.64	1.52	25	6.68	1.77	49	6.82	2.20	27	6.48	1.99	15	6.53	2.56	6	7.17	1.72

(1-Not significant at all, 10-Very significant; 1-Very low technical quality, 10-Very high technical quality) \*Significantly different between stakeholder groups

**E. Working with the World Bank Group**

To what extent do you agree/disagree with the following statements? (1- Strongly disagree, 10- Strongly agree)

	Office of Parliamentarian			Employee of a Ministry/ PMU/Consultant on WBG Project			Local Government			Bilateral/ Multilateral Agency			Private Sector/ Financial Sector/ Private Bank			CSO			Media			Independent Government Institution			Judiciary Branch			Other		
	N	Mean	SD	N	Mean	SD	N	Mean	SD	N	Mean	SD	N	Mean	SD	N	Mean	SD	N	Mean	SD	N	Mean	SD	N	Mean	SD	N	Mean	SD
The World Bank Group disburses funds promptly*	14	4.36	1.91	78	4.45	2.72	26	7.31	1.98	18	3.83	2.62	21	3.05	1.88	24	3.88	1.99	44	3.70	2.08	25	3.36	2.14	14	3.64	1.50	5	3.40	1.52
The World Bank Group effectively monitors and evaluates the projects and programs it supports*	15	8.73	1.49	86	8.01	2.01	26	8.46	1.30	22	8.27	1.78	24	6.17	1.86	25	7.24	1.56	47	7.70	1.88	27	7.15	1.90	17	7.29	1.83	5	7.00	1.87
The World Bank Group's approvals and reviews are done in a timely fashion*	15	6.47	2.39	81	6.62	2.21	26	7.15	1.71	17	6.35	2.32	20	4.25	1.80	23	5.70	2.20	42	5.52	1.95	24	4.96	1.71	15	4.67	1.63	5	5.40	2.07
The World Bank Group's Environmental and Social Framework requirements are reasonable*	14	5.79	2.26	72	7.04	2.05	25	7.84	1.49	15	6.00	2.42	21	5.48	1.40	20	5.80	1.51	39	6.18	1.78	19	6.42	2.22	12	6.67	2.23	5	5.60	1.82
The World Bank Group's conditions on its lending are reasonable*	11	6.00	2.72	68	6.88	2.15	22	7.77	1.45	17	5.29	3.18	18	4.89	2.00	20	4.90	2.61	36	5.22	2.10	16	5.00	2.31	11	5.45	1.75	5	4.80	2.78
The World Bank Group takes decisions quickly in Guinea*	15	6.60	2.06	75	5.57	2.45	21	6.52	1.78	16	4.69	2.77	19	4.58	1.50	20	3.90	2.20	38	4.74	2.14	17	4.29	1.99	13	4.85	1.82	5	5.20	2.39
Working with the World Bank Group increases country's institutional capacity*	14	8.00	1.88	85	7.62	2.02	26	7.88	1.48	22	7.64	2.15	24	6.29	1.63	26	6.42	1.82	48	6.83	2.25	26	7.04	2.14	16	6.81	2.29	5	6.60	1.67
Where country systems are adequate, the World Bank Group makes appropriate use of them	15	8.00	1.81	71	7.75	1.96	26	7.81	1.55	17	6.59	2.60	20	6.90	1.45	23	6.70	2.32	44	7.32	2.13	22	7.86	1.49	13	7.69	1.70	5	6.20	1.30

\*Significantly different between stakeholder groups



## F. The Future Role of the World Bank Group in Guinea

Which of the following SHOULD the World Bank Group do to make itself of greater value in Guinea? (Choose no more than TWO)

Percentage of Respondents (Responses combined)	Office of Parliamentarian	Employee of a Ministry/ PMU/Consultant on WBG Project	Local Government	Bilateral/ Multilateral Agency	Private Sector/ Financial Sector/ Private Bank	CSO	Media	Independent Government Institution	Judiciary Branch	Other
Offer more innovative knowledge services	13.3%	25.8%	34.6%	18.2%	28.6%	19.2%	8.0%	22.2%	29.4%	16.7%
Collaborate more effectively with Government clients*	33.3%	29.2%	26.9%	40.9%	7.1%	26.9%	4.0%	22.2%	11.8%	33.3%
Work faster	13.3%	10.1%	3.8%	9.1%	10.7%	19.2%	6.0%	14.8%	11.8%	0.0%
Reduce the complexity of obtaining World Bank Group financing*	60.0%	28.1%	26.9%	40.9%	28.6%	34.6%	16.0%	14.8%	35.3%	50.0%
Help to bring discipline/effective supervision to implementation of World Bank Group projects	6.7%	10.1%	7.7%	9.1%	0.0%	7.7%	12.0%	18.5%	5.9%	16.7%
Engage more effectively with partners such as bilaterals, multilaterals, trust funds, UN	0.0%	9.0%	15.4%	13.6%	0.0%	11.5%	6.0%	11.1%	17.6%	16.7%
Offer more innovative financial products	13.3%	3.4%	7.7%	4.5%	25.0%	19.2%	16.0%	11.1%	5.9%	16.7%
Ensure greater selectivity in its work	0.0%	3.4%	0.0%	4.5%	7.1%	0.0%	6.0%	3.7%	0.0%	0.0%
Provide more adequate data/knowledge/statistics/figures on Guinea's economy	13.3%	7.9%	0.0%	4.5%	3.6%	15.4%	8.0%	3.7%	5.9%	0.0%
Engage more effectively with civil society*	6.7%	10.1%	11.5%	9.1%	7.1%	11.5%	56.0%	11.1%	0.0%	0.0%
Increase the level of capacity development in the country*	20.0%	27.0%	38.5%	4.5%	17.9%	19.2%	16.0%	7.4%	5.9%	33.3%
Engage more directly with beneficiaries	0.0%	23.6%	11.5%	22.7%	28.6%	7.7%	32.0%	33.3%	29.4%	16.7%
Improve the quality of its experts as related to Guinea's specific challenges*	20.0%	4.5%	7.7%	9.1%	3.6%	0.0%	0.0%	7.4%	17.6%	0.0%
Engage more effectively with private sector*	0.0%	7.9%	3.8%	9.1%	32.1%	7.7%	14.0%	14.8%	23.5%	0.0%
Other	0.0%	0.0%	0.0%	0.0%	0.0%	0.0%	0.0%	3.7%	0.0%	0.0%

\*Significantly different between stakeholder groups

When considering the combination of services that the World Bank Group offers in Guinea, and taking into account its limited level of resources, which ONE of the following do you believe the World Bank Group should offer more of in Guinea? (Select only ONE response)

Percentage of Respondents	Office of Parliamentarian	Employee of a Ministry/ PMU/Consultant on WBG Project	Local Government	Bilateral/ Multilateral Agency	Private Sector/ Financial Sector/ Private Bank	CSO	Media	Independent Government Institution	Judiciary Branch	Other
Financial services	33.3%	39.3%	42.3%	27.3%	17.9%	61.5%	34.0%	18.5%	29.4%	33.3%
Knowledge products	13.3%	13.5%	19.2%	13.6%	17.9%	11.5%	18.0%	25.9%	23.5%	33.3%
Convening services	20.0%	15.7%	3.8%	18.2%	17.9%	11.5%	24.0%	25.9%	17.6%	0.0%
None of the above	0.0%	1.1%	0.0%	0.0%	3.6%	0.0%	0.0%	0.0%	0.0%	0.0%
The combination is appropriate for Guinea	33.3%	28.1%	30.8%	36.4%	35.7%	15.4%	22.0%	29.6%	29.4%	33.3%
Don't know	0.0%	2.2%	3.8%	4.5%	7.1%	0.0%	2.0%	0.0%	0.0%	0.0%



## G. Communication and Information Sharing

How frequently do you interact with the World Bank Group now in Guinea?\*

Percentage of Respondents	Office of Parliamentarian	Employee of a Ministry/ PMU/Consultant on WBG Project	Local Government	Bilateral/ Multilateral Agency	Private Sector/ Financial Sector/ Private Bank	CSO	Media	Independent Government Institution	Judiciary Branch	Other
Never	6.7%	32.6%	0.0%	50.0%	32.1%	50.0%	28.0%	37.0%	41.2%	50.0%
Less than once a year	13.3%	12.4%	0.0%	22.7%	28.6%	19.2%	42.0%	7.4%	17.6%	16.7%
Once a year to a few times a year	20.0%	24.7%	11.5%	9.1%	25.0%	7.7%	20.0%	40.7%	23.5%	33.3%
Less than once a month	20.0%	6.7%	19.2%	9.1%	14.3%	7.7%	6.0%	0.0%	5.9%	0.0%
At least once a month	33.3%	14.6%	34.6%	0.0%	0.0%	15.4%	4.0%	11.1%	5.9%	0.0%
At least once a week	6.7%	9.0%	34.6%	9.1%	0.0%	0.0%	0.0%	3.7%	5.9%	0.0%

\*Significantly different between stakeholder groups

How do you get most of your information about economic and social development issues in Guinea? (Choose no more than TWO)

Percentage of Respondents (Responses combined)	Office of Parliamentarian	Employee of a Ministry/ PMU/Consultant on WBG Project	Local Government	Bilateral/ Multilateral Agency	Private Sector/ Financial Sector/ Private Bank	CSO	Media	Independent Government Institution	Judiciary Branch	Other
Local radio*	53.3%	43.8%	23.1%	63.6%	32.1%	80.8%	42.0%	44.4%	47.1%	50.0%
International radio	13.3%	21.3%	3.8%	22.7%	10.7%	15.4%	18.0%	14.8%	11.8%	16.7%
Social media	13.3%	19.1%	38.5%	27.3%	28.6%	34.6%	30.0%	33.3%	11.8%	16.7%
International newspapers	13.3%	14.6%	3.8%	9.1%	10.7%	7.7%	8.0%	3.7%	11.8%	0.0%
Local television	46.7%	28.1%	42.3%	31.8%	17.9%	15.4%	24.0%	14.8%	17.6%	33.3%
Internet*	20.0%	38.2%	46.2%	22.7%	57.1%	23.1%	40.0%	63.0%	52.9%	33.3%
Periodicals	20.0%	5.6%	3.8%	4.5%	3.6%	3.8%	8.0%	7.4%	0.0%	0.0%
International television	13.3%	6.7%	11.5%	4.5%	14.3%	7.7%	4.0%	7.4%	17.6%	33.3%
Local newspapers	6.7%	7.9%	7.7%	9.1%	7.1%	7.7%	14.0%	7.4%	11.8%	16.7%
Local leaders	0.0%	2.2%	3.8%	4.5%	3.6%	3.8%	8.0%	3.7%	0.0%	0.0%
Other	0.0%	6.7%	11.5%	0.0%	3.6%	0.0%	2.0%	0.0%	5.9%	0.0%

\*Significantly different between stakeholder groups

How would you prefer to receive information from the World Bank Group? (Choose no more than TWO)

Percentage of Respondents (Responses combined)	Office of Parliamentarian	Employee of a Ministry/ PMU/Consultant on WBG Project	Local Government	Bilateral/ Multilateral Agency	Private Sector/ Financial Sector/ Private Bank	CSO	Media	Independent Government Institution	Judiciary Branch	Other
World Bank Group's publications and other written materials	46.7%	43.8%	23.1%	40.9%	39.3%	42.3%	20.0%	18.5%	41.2%	33.3%
e-Newsletters	33.3%	42.7%	46.2%	13.6%	39.3%	26.9%	36.0%	44.4%	52.9%	33.3%
World Bank Group's seminars/workshops/conferences*	46.7%	53.9%	65.4%	77.3%	32.1%	61.5%	60.0%	55.6%	23.5%	83.3%
Direct contact with World Bank Group	53.3%	30.3%	30.8%	45.5%	32.1%	34.6%	60.0%	44.4%	35.3%	50.0%
World Bank Group's website	13.3%	19.1%	23.1%	4.5%	35.7%	7.7%	16.0%	25.9%	35.3%	0.0%
Social media	6.7%	10.1%	11.5%	18.2%	10.7%	23.1%	8.0%	11.1%	11.8%	0.0%

\*Significantly different between stakeholder groups



**G. Communication and Information Sharing (continued)**

What do you use primarily when visiting a World Bank Group website?\*

Percentage of Respondents	Office of Parliamentarian	Employee of a Ministry/ PMU/Consultant on WBG Project	Local Government	Bilateral/ Multilateral Agency	Private Sector/ Financial Sector/ Private Bank	CSO	Media	Independent Government Institution	Judiciary Branch	Other
Phone	53.3%	40.2%	7.7%	60.0%	35.7%	65.4%	34.8%	33.3%	23.5%	0.0%
Computer	46.7%	59.8%	92.3%	40.0%	64.3%	34.6%	65.2%	66.7%	76.5%	100.0%

\*Significantly different between stakeholder groups

Over the past SIX MONTHS, on average how often did you do any of the following related to the World Bank Group (WBG)?

Read, viewed or heard a story about the WBG in local media*	Office of Parliamentarian	Employee of a Ministry/ PMU/Consultant on WBG Project	Local Government	Bilateral/ Multilateral Agency	Private Sector/ Financial Sector/ Private Bank	CSO	Media	Independent Government Institution	Judiciary Branch	Other
Every few days	46.7%	43.8%	23.1%	40.9%	39.3%	42.3%	20.0%	18.5%	41.2%	33.3%
Every few weeks	33.3%	42.7%	46.2%	13.6%	39.3%	26.9%	36.0%	44.4%	52.9%	33.3%
Every few months	46.7%	53.9%	65.4%	77.3%	32.1%	61.5%	60.0%	55.6%	23.5%	83.3%
Not at all	53.3%	30.3%	30.8%	45.5%	32.1%	34.6%	60.0%	44.4%	35.3%	50.0%

\*Significantly different between stakeholder groups

Read, viewed or heard a story about the WBG in global media*	Office of Parliamentarian	Employee of a Ministry/ PMU/Consultant on WBG Project	Local Government	Bilateral/ Multilateral Agency	Private Sector/ Financial Sector/ Private Bank	CSO	Media	Independent Government Institution	Judiciary Branch	Other
Every few days	26.7%	19.1%	26.9%	4.5%	7.1%	3.8%	4.0%	14.8%	0.0%	0.0%
Every few weeks	33.3%	21.3%	26.9%	13.6%	3.6%	11.5%	6.0%	33.3%	23.5%	33.3%
Every few months	20.0%	38.2%	30.8%	59.1%	60.7%	61.5%	60.0%	48.1%	64.7%	66.7%
Not at all	20.0%	21.3%	15.4%	22.7%	28.6%	23.1%	30.0%	3.7%	11.8%	0.0%

\*Significantly different between stakeholder groups

Interacted with the WBG on Social Media, Social Network*	Office of Parliamentarian	Employee of a Ministry/ PMU/Consultant on WBG Project	Local Government	Bilateral/ Multilateral Agency	Private Sector/ Financial Sector/ Private Bank	CSO	Media	Independent Government Institution	Judiciary Branch	Other
Every few days	20.0%	2.2%	11.5%	0.0%	7.1%	3.8%	0.0%	3.7%	0.0%	0.0%
Every few weeks	20.0%	6.7%	26.9%	0.0%	10.7%	3.8%	4.0%	11.1%	0.0%	16.7%
Every few months	13.3%	23.6%	19.2%	22.7%	14.3%	30.8%	20.0%	14.8%	29.4%	16.7%
Not at all	46.7%	67.4%	42.3%	77.3%	67.9%	61.5%	76.0%	70.4%	70.6%	66.7%

\*Significantly different between stakeholder groups

Visited a WBG website*	Office of Parliamentarian	Employee of a Ministry/ PMU/Consultant on WBG Project	Local Government	Bilateral/ Multilateral Agency	Private Sector/ Financial Sector/ Private Bank	CSO	Media	Independent Government Institution	Judiciary Branch	Other
Every few days	26.7%	6.7%	11.5%	0.0%	3.6%	0.0%	6.0%	18.5%	0.0%	0.0%
Every few weeks	6.7%	13.5%	30.8%	4.5%	21.4%	3.8%	8.0%	29.6%	11.8%	0.0%
Every few months	26.7%	21.3%	30.8%	4.5%	35.7%	46.2%	22.0%	22.2%	35.3%	66.7%
Not at all	40.0%	58.4%	26.9%	90.9%	39.3%	50.0%	64.0%	29.6%	52.9%	33.3%

\*Significantly different between stakeholder groups



**G. Communication and Information Sharing (continued)**

Attended an event/conference hosted by the WBG*	Office of Parliamentarian	Employee of a Ministry/ PMU/Consultant on WBG Project	Local Government	Bilateral/ Multilateral Agency	Private Sector/ Financial Sector/ Private Bank	CSO	Media	Independent Government Institution	Judiciary Branch	Other
Every few days	13.3%	0.0%	3.8%	0.0%	3.6%	0.0%	0.0%	0.0%	0.0%	0.0%
Every few weeks	20.0%	5.6%	23.1%	0.0%	7.1%	3.8%	0.0%	7.4%	0.0%	0.0%
Every few months	40.0%	39.3%	42.3%	18.2%	21.4%	38.5%	20.0%	48.1%	41.2%	66.7%
Not at all	26.7%	55.1%	30.8%	81.8%	67.9%	57.7%	80.0%	44.4%	58.8%	33.3%

\*Significantly different between stakeholder groups

Watched a webinar or online event hosted by the WBG*	Office of Parliamentarian	Employee of a Ministry/ PMU/Consultant on WBG Project	Local Government	Bilateral/ Multilateral Agency	Private Sector/ Financial Sector/ Private Bank	CSO	Media	Independent Government Institution	Judiciary Branch	Other
Every few days	13.3%	0.0%	3.8%	0.0%	3.6%	0.0%	2.0%	0.0%	5.9%	0.0%
Every few weeks	26.7%	6.7%	23.1%	4.5%	0.0%	3.8%	4.0%	18.5%	0.0%	0.0%
Every few months	20.0%	20.2%	19.2%	9.1%	14.3%	34.6%	12.0%	11.1%	23.5%	33.3%
Not at all	40.0%	73.0%	53.8%	86.4%	82.1%	61.5%	82.0%	70.4%	70.6%	66.7%

\*Significantly different between stakeholder groups

Read some or all of a WBG research paper or publication*	Office of Parliamentarian	Employee of a Ministry/ PMU/Consultant on WBG Project	Local Government	Bilateral/ Multilateral Agency	Private Sector/ Financial Sector/ Private Bank	CSO	Media	Independent Government Institution	Judiciary Branch	Other
Every few days	13.3%	1.1%	3.8%	0.0%	0.0%	0.0%	2.0%	11.1%	5.9%	0.0%
Every few weeks	26.7%	12.4%	38.5%	9.1%	7.1%	0.0%	14.0%	29.6%	11.8%	0.0%
Every few months	20.0%	40.4%	34.6%	27.3%	53.6%	50.0%	42.0%	29.6%	52.9%	66.7%
Not at all	40.0%	46.1%	23.1%	63.6%	39.3%	50.0%	42.0%	29.6%	29.4%	33.3%

\*Significantly different between stakeholder groups

Met professionally with WBG staff*	Office of Parliamentarian	Employee of a Ministry/ PMU/Consultant on WBG Project	Local Government	Bilateral/ Multilateral Agency	Private Sector/ Financial Sector/ Private Bank	CSO	Media	Independent Government Institution	Judiciary Branch	Other
Every few days	13.3%	4.5%	26.9%	4.5%	0.0%	0.0%	0.0%	0.0%	0.0%	0.0%
Every few weeks	20.0%	10.1%	26.9%	9.1%	7.1%	3.8%	0.0%	3.7%	23.5%	16.7%
Every few months	46.7%	32.6%	30.8%	13.6%	35.7%	30.8%	10.0%	18.5%	23.5%	16.7%
Not at all	20.0%	52.8%	15.4%	72.7%	57.1%	65.4%	90.0%	77.8%	52.9%	66.7%

\*Significantly different between stakeholder groups

**H. Background Information**

Which of the following describes most of your exposure to the World Bank Group in Guinea? (Choose no more than TWO)

Percentage of Respondents (Responses combined)	Office of Parliamentarian	Employee of a Ministry/ PMU/Consultant on WBG Project	Local Government	Bilateral/ Multilateral Agency	Private Sector/ Financial Sector/ Private Bank	CSO	Media	Independent Government Institution	Judiciary Branch	Other
Observer*	26.7%	47.2%	7.7%	81.8%	46.4%	80.8%	62.0%	48.1%	41.2%	16.7%
Use World Bank Group reports/data	40.0%	28.1%	23.1%	27.3%	25.0%	38.5%	40.0%	44.4%	11.8%	66.7%
Engage in World Bank Group related/sponsored events/activities	40.0%	24.7%	15.4%	27.3%	32.1%	11.5%	32.0%	48.1%	17.6%	16.7%
Collaborate as part of my professional duties*	46.7%	50.6%	92.3%	27.3%	21.4%	38.5%	12.0%	11.1%	47.1%	33.3%
Use World Bank Group website for information, data, research, etc.*	6.7%	7.9%	15.4%	4.5%	32.1%	15.4%	24.0%	44.4%	35.3%	50.0%

\*Significantly different between stakeholder groups



## Appendix C: Responses to Indicator Questions by Geographic Location

● Middle Guinea N=62   ● Upper Guinea N=78   ● Lower Guinea N=134   ● Forest Guinea N=32

### A. General Issues Facing Guinea

	Middle Guinea			Upper Guinea			Lower Guinea			Forest Guinea		
	N	Mean	SD	N	Mean	SD	N	Mean	SD	N	Mean	SD
To what extent do you trust the World Bank Group to do what is right?	56	6.70	1.95	78	6.59	2.29	132	6.96	2.18	32	6.94	2.49

(1-To no degree at all, 10-To a very significant degree)

### B. Overall Attitudes toward the World Bank Group

	Middle Guinea			Upper Guinea			Lower Guinea			Forest Guinea		
	N	Mean	SD	N	Mean	SD	N	Mean	SD	N	Mean	SD
Overall, please rate your impression of the World Bank Group's effectiveness in Guinea.	62	6.73	2.13	77	7.04	2.17	123	6.69	2.32	31	7.16	2.21

(1-Not effective at all, 10-Very effective)

### To what extent do you agree with the following statements about the World Bank Group's work in Guinea?

(1-Strongly disagree, 10-Strongly agree)

	Middle Guinea			Upper Guinea			Lower Guinea			Forest Guinea		
	N	Mean	SD	N	Mean	SD	N	Mean	SD	N	Mean	SD
Overall the World Bank Group currently plays a relevant role in development in Guinea	62	6.68	2.27	76	7.45	2.02	127	6.81	2.30	32	7.22	2.03
The World Bank Group's work is aligned with what I consider the development priorities for Guinea	61	6.21	2.18	75	6.80	2.22	122	6.60	2.30	30	7.00	1.70

**B. Overall Attitudes toward the World Bank Group (continued)****To what extent is the World Bank Group an effective development partner in Guinea, in terms of each of the following?***(1-To no degree at all, 10-To a very significant degree)*

	Middle Guinea			Upper Guinea			Lower Guinea			Forest Guinea		
	N	Mean	SD	N	Mean	SD	N	Mean	SD	N	Mean	SD
Responsiveness to needs	59	5.83	2.07	71	5.69	1.96	118	5.75	2.14	30	5.63	1.73
Flexibility (in terms of the institution's products and services)	53	5.15	2.04	67	5.42	2.03	111	5.44	1.98	25	4.92	2.22
Flexibility (in terms of changing country circumstances)	55	5.51	2.00	72	5.72	1.94	115	5.64	1.93	28	5.46	1.80
Being inclusive	43	6.28	2.20	61	6.33	2.10	109	5.77	2.37	25	6.20	2.33
Openness (sharing data and other information)	52	6.06	2.13	68	6.19	2.25	116	6.48	2.17	27	6.85	2.45
Collaboration with the Government	58	7.29	1.89	76	7.79	1.68	126	7.78	1.80	30	8.03	1.63
The speed in which it gets things accomplished on the ground	55	6.31	2.21	72	5.96	1.95	121	6.43	2.04	30	6.23	2.13
Helping to bring discipline/effective supervision to implementation of investment projects	54	6.54	2.16	73	6.95	2.10	125	6.78	1.90	27	6.74	2.40
Collaboration with civil society	54	5.28	2.18	65	5.51	2.41	112	5.66	2.08	31	5.58	1.98
Staff accessibility	52	5.17	2.53	69	5.04	2.41	119	5.30	2.62	29	5.72	2.90
Collaboration with other donors and development partners	43	6.14	2.32	58	6.48	2.01	93	6.58	2.14	28	6.61	2.32
Collaboration with the private sector	51	5.59	2.07	62	5.71	2.24	100	5.77	2.27	27	5.59	2.34
Straightforwardness and honesty	49	7.04	2.36	66	7.23	2.12	102	7.33	2.09	29	6.86	2.53
Treating clients and stakeholders in Guinea with respect	51	6.65	2.12	61	6.85	2.02	104	6.73	2.05	25	6.52	2.31
Being a long-term partner	54	8.43	1.71	73	8.32	1.78	123	8.50	1.65	27	8.15	1.61

**C. World Bank Group's Effectiveness and Results**

	Middle Guinea			Upper Guinea			Lower Guinea			Forest Guinea		
	N	Mean	SD	N	Mean	SD	N	Mean	SD	N	Mean	SD
To what extent does the World Bank Group's work help to achieve development results in Guinea?*	55	6.20	1.89	70	7.09	1.90	119	6.42	1.91	29	6.41	1.90

*(1-To no degree at all, 10-To a very significant degree) \*Significantly different between geographic locations*

	Middle Guinea			Upper Guinea			Lower Guinea			Forest Guinea		
	N	Mean	SD	N	Mean	SD	N	Mean	SD	N	Mean	SD
To what extent does the World Bank Group influence the development agenda in Guinea?	55	6.31	1.96	75	6.80	2.04	112	6.59	1.95	32	7.03	1.77

*(1-To no degree at all, 10-To a very significant degree)***To what extent do you agree with the following statements about the World Bank Group in Guinea?***(1-Strongly disagree, 10-Strongly agree)*

	Middle Guinea			Upper Guinea			Lower Guinea			Forest Guinea		
	N	Mean	SD	N	Mean	SD	N	Mean	SD	N	Mean	SD
The World Bank Group's financial instruments meet the needs of Guinea	49	6.02	2.06	69	6.33	2.32	113	6.38	2.08	29	6.41	1.76
The World Bank Group meets Guinea's needs for knowledge services	51	5.63	2.11	68	6.10	2.11	113	6.26	2.18	30	6.20	2.14

**D. The World Bank Group's Knowledge Work and Activities****In Guinea, to what extent do you believe that the World Bank Group's knowledge work and activities:***(1-To no degree at all, 10-To a very significant degree)*

	Middle Guinea			Upper Guinea			Lower Guinea			Forest Guinea		
	N	Mean	SD	N	Mean	SD	N	Mean	SD	N	Mean	SD
Are adaptable to Tunisia's specific development challenges and country circumstances	55	6.15	2.35	71	6.82	2.04	115	6.63	2.06	30	6.77	2.06

	Middle Guinea			Upper Guinea			Lower Guinea			Forest Guinea		
	N	Mean	SD	N	Mean	SD	N	Mean	SD	N	Mean	SD
Overall, how significant a contribution do you believe the World Bank Group's knowledge work and activities make to development results in your country?	59	7.07	1.97	74	7.35	1.97	119	7.00	2.01	31	7.06	1.93
Overall, how would you rate the technical quality of the World Bank Group's knowledge work and activities?	58	7.09	1.99	74	7.08	1.95	122	7.16	2.00	32	7.50	2.00

*(1-Not significant at all, 10-Very significant; 1-Very low technical quality, 10-Very high technical quality)***E. Working with the World Bank Group****To what extent do you agree/disagree with the following statements?** *(1-Strongly disagree, 10-Strongly agree)*

	Middle Guinea			Upper Guinea			Lower Guinea			Forest Guinea		
	N	Mean	SD	N	Mean	SD	N	Mean	SD	N	Mean	SD
The World Bank Group takes decisions quickly in Guinea	47	4.85	2.45	66	5.21	2.18	98	5.36	2.38	28	4.96	2.03
Where country systems are adequate, the World Bank Group makes appropriate use of them	50	7.34	1.94	69	7.51	1.96	110	7.35	2.01	27	7.78	1.91



## Appendix D: Responses to Selected Questions by Level of Collaboration with the World Bank Group

*Note that this appendix presents comparative analysis of the data from those respondents who collaborate with the WBG vs. those respondents who do not collaborate with the WBG and covers the following selected questions from the FY19 Guinea COS questionnaire: All 10-point scale questions and question B4 "When thinking about how the World Bank Group can have the most impact on development results in Guinea, in which sectors do you believe the World Bank Group should focus most of its resources (financial and knowledge services) in Guinea?"*

- Collaborating with the WBG N=123      ● Not collaborating with the WBG N=183

### A. General Issues Facing Guinea

To what extent do you trust each of the following groups to do what is right? (1-To no degree at all, 10-To a very significant degree)

	Collaborating with the WBG			Not collaborating with the WBG		
	N	Mean	SD	N	Mean	SD
The national government*	121	7.1	2.52	180	5.93	2.80
Bilateral organizations (e.g., DFID, JICA, GIZ, USAID, AFD)*	118	6.73	2.23	176	6.13	2.42
Local leaders*	118	5.71	2.44	175	5.03	2.56
The World Bank Group*	121	7.25	2.03	177	6.51	2.26
The International Monetary Fund*	118	6.59	2.27	175	5.79	2.56
UN	118	6.14	2.24	173	5.72	2.47
Regional development banks (e.g., AfDB)*	120	7.06	1.99	175	6.17	2.23
Guinea's Central Bank*	115	6.84	2.53	177	5.95	2.57
International private sector*	113	6.36	2.30	172	5.71	2.26
Domestic private sector	119	6.74	2.15	177	6.50	2.21
International civil society	119	5.88	2.10	168	5.57	2.26
Domestic civil society	120	6.05	2.28	179	5.67	2.31
Faith-based institutions	108	5.16	2.43	166	4.63	2.35
Domestic traditional media and their web presence	119	6.45	2.27	180	6.45	2.16
International media and their web presence	120	6.00	2.14	177	5.97	2.28
Web based media	121	5.94	2.17	176	5.98	2.10

\*Significantly different between collaborators and non-collaborators

### B. Overall Attitudes toward the World Bank Group

	Collaborating with the WBG			Not collaborating with the WBG		
	N	Mean	SD	N	Mean	SD
How familiar are you with the work of the World Bank Group in Guinea?*	123	7.63	2.01	183	5.43	2.61

(1-Not familiar at all, 10-Extremely familiar) \*Significantly different between collaborators and non-collaborators

	Collaborating with the WBG			Not collaborating with the WBG		
	N	Mean	SD	N	Mean	SD
Overall, please rate your impression of the World Bank Group's effectiveness in Guinea.*	118	7.94	1.73	175	6.10	2.22

(1-Not effective at all, 10-Very effective) \*Significantly different between collaborators and non-collaborators

**B. Overall Attitudes toward the World Bank Group (continued)**

	Collaborating with the WBG			Not collaborating with the WBG		
	N	Mean	SD	N	Mean	SD
To what extent do you believe the World Bank Group's staff is well prepared to help Guinea solve its most complicated development challenges?*	117	7.98	1.82	168	6.67	2.23

(1-To no degree at all, 10-To a very significant degree)

When thinking about how the World Bank Group can have the most impact on development results in Guinea, in which sectors do you believe the World Bank Group should focus most of its resources (financial and knowledge services) in Guinea? (Choose no more than THREE)

Percentage of Respondents (Responses combined)	Collaborating with the WBG	Not collaborating with the WBG
Energy	40.7%	49.2%
Water and sanitation	18.7%	19.1%
Pollution	3.3%	0.5%
Local governance and institutions	17.1%	15.8%
Job creation/employment	17.1%	18.0%
Health*	25.2%	36.1%
Financial markets	0.8%	1.1%
Social protection	3.3%	1.6%
Gender equity	0.0%	0.0%
Private sector development	9.8%	5.5%
Education	42.3%	44.8%
Public sector governance/reform*	25.2%	15.3%
Global/regional integration	0.0%	0.0%
Food security	4.1%	3.3%
Urban development	0.0%	2.2%
Judiciary reform	6.5%	12.0%
Economic diversification and growth	8.1%	4.9%
Disaster risk management	0.0%	0.0%
Equality of opportunity and decentralization	0.0%	0.5%
Social cohesion	3.3%	1.1%
Information and communications technology	1.6%	1.1%
Infrastructure	14.6%	13.7%
Agriculture and rural development	38.2%	27.9%
Trade and exports	0.8%	0.5%
Crime and violence	0.0%	0.5%
Natural resource management	3.3%	1.6%
Climate change	1.6%	2.2%
Poverty reduction	8.9%	9.8%
Anti-corruption	5.7%	10.4%

\*Significantly different between collaborators and non-collaborators

To what extent do you agree with the following statements about the World Bank Group's work in Guinea?

(1-Strongly disagree, 10-Strongly agree)

	Collaborating with the WBG			Not collaborating with the WBG		
	N	Mean	SD	N	Mean	SD
Overall the World Bank Group currently plays a relevant role in development in Guinea*	120	8.01	1.93	177	6.30	2.12
The World Bank Group's work is aligned with what I consider the development priorities for Guinea*	119	7.75	1.91	169	5.81	2.04

\*Significantly different between collaborators and non-collaborators

**B. Overall Attitudes toward the World Bank Group (continued)**

To what extent is the World Bank Group an effective development partner in Guinea, in terms of each of the following?

(1-To no degree at all, 10-To a very significant degree)

	Collaborating with the WBG			Not collaborating with the WBG		
	N	Mean	SD	N	Mean	SD
Responsiveness to needs*	115	6.33	1.99	163	5.32	1.96
Flexibility (in terms of the institution's products and services)*	109	5.97	1.97	147	4.84	1.93
Flexibility (in terms of changing country circumstances)*	114	6.09	1.91	156	5.28	1.87
Being inclusive*	103	6.75	2.18	135	5.52	2.20
Openness (sharing data and other information)*	111	7.08	1.98	152	5.84	2.22
Collaboration with the Government*	120	8.20	1.62	170	7.36	1.80
The speed in which it gets things accomplished on the ground*	120	6.98	1.95	158	5.72	1.98
Helping to bring discipline/effective supervision to implementation of investment projects*	120	7.43	1.99	159	6.28	1.96
Collaboration with civil society*	101	6.02	2.19	161	5.23	2.10
Staff accessibility*	114	6.37	2.24	155	4.44	2.50
Collaboration with other donors and development partners*	103	7.23	1.93	119	5.82	2.14
Collaboration with the private sector*	101	6.43	2.17	139	5.17	2.11
Straightforwardness and honesty*	103	7.95	1.95	143	6.64	2.22
Treating clients and stakeholders in Guinea with respect*	105	7.45	1.86	136	6.16	2.07
Being a long-term partner*	114	8.88	1.45	163	8.07	1.76

\*Significantly different between collaborators and non-collaborators





### C. World Bank Group's Effectiveness and Results

How EFFECTIVE do you believe the World Bank Group is in terms of the work it does in the following areas of development in Guinea? (1-Not effective at all, 10-Very effective)

	Collaborating with the WBG			Not collaborating with the WBG		
	N	Mean	SD	N	Mean	SD
Social protection	77	5.49	2.42	129	5.12	2.24
Gender equity	92	6.12	1.88	150	5.85	2.14
Private sector development*	96	6.27	2.26	144	5.17	1.93
Education*	116	7.47	1.68	169	6.62	1.83
Public sector governance/reform*	109	7.07	1.86	159	6.42	1.96
Global/regional integration	96	6.68	1.93	127	6.20	1.94
Food security*	106	6.51	1.85	147	5.91	2.09
Energy*	102	6.49	1.98	160	5.83	2.08
Water and sanitation*	107	6.19	2.08	155	5.48	2.20
Job creation/employment*	106	5.73	2.10	156	4.62	1.99
Health*	107	7.01	1.86	167	6.40	1.86
Financial markets	71	6.11	2.07	111	5.62	2.01
Infrastructure	108	6.57	2.13	167	6.38	1.90
Agriculture and rural development*	112	6.92	2.01	163	6.04	2.02
Trade and exports*	71	5.23	2.10	104	4.57	2.02
Natural resource management*	98	6.01	1.98	125	5.11	2.01
Climate change	91	5.49	2.00	133	5.16	2.20
Poverty reduction*	114	6.51	1.93	171	5.87	2.18
Anti-corruption*	102	5.70	2.26	155	4.86	2.20
Judiciary reform	90	5.62	2.27	151	5.25	2.31
Economic diversification and growth*	105	6.27	1.88	142	5.65	2.03
Disaster risk management*	87	5.32	2.14	119	4.71	2.05
Equality of opportunity and decentralization*	101	6.00	1.87	135	5.42	2.14
Information and communications technology*	89	6.15	2.13	135	5.33	2.02
Local governance and institutions*	101	6.42	1.84	150	5.64	1.88

\*Significantly different between collaborators and non-collaborators

	Collaborating with the WBG			Not collaborating with the WBG		
	N	Mean	SD	N	Mean	SD
To what extent does the World Bank Group's work help to achieve development results in Guinea?*	117	7.25	1.70	156	6.02	1.91

(1-To no degree at all, 10-To a very significant degree) \*Significantly different between collaborators and non-collaborators

	Collaborating with the WBG			Not collaborating with the WBG		
	N	Mean	SD	N	Mean	SD
To what extent does the World Bank Group influence the development agenda in Guinea?*	115	7.13	1.71	159	6.29	2.05

(1-To no degree at all, 10-To a very significant degree) \*Significantly different between collaborators and non-collaborators

	Collaborating with the WBG			Not collaborating with the WBG		
	N	Mean	SD	N	Mean	SD
The World Bank Group's financial instruments meet the needs of Guinea*	113	6.96	2.01	147	5.80	2.05
The World Bank Group meets Guinea's needs for knowledge services*	107	6.47	2.11	155	5.83	2.14

(1- Strongly disagree, 10- Strongly agree) \*Significantly different between collaborators and non-collaborators

**C. World Bank Group's Effectiveness and Results (continued)****How effectively does the World Bank Group support Guinea's efforts ... ? (1-Not effectively at all, 10-Very effectively)**

	Collaborating with the WBG			Not collaborating with the WBG		
	N	Mean	SD	N	Mean	SD
To build stronger domestic resource mobilization systems in the Government	92	6.07	2.15	136	5.54	2.17
To develop better and stronger data collection/analytics systems within the Government*	103	6.69	1.87	144	5.93	2.11
To strengthen the country's crisis preparedness*	103	6.53	2.08	141	5.51	2.13
To identify and monitor risks*	96	6.16	1.97	132	5.43	2.19

\*Significantly different between collaborators and non-collaborators

	Collaborating with the WBG			Not collaborating with the WBG		
	N	Mean	SD	N	Mean	SD
How effectively does the World Bank Group's SCD and CPF activities support Guinea's efforts to manage crisis related risks?*	72	6.82	1.94	90	5.51	2.13

(1-Not effectively at all, 10-Very effectively) \*Significantly different between collaborators and non-collaborators

**D. The World Bank Group's Knowledge Work and Activities****In Guinea, to what extent do you believe that the World Bank Group's knowledge work and activities: (1- To no degree at all, 10- To a very significant degree)**

	Collaborating with the WBG			Not collaborating with the WBG		
	N	Mean	SD	N	Mean	SD
Are timely*	116	7.86	1.74	171	6.54	2.01
Include appropriate level of stakeholder involvement during preparation*	110	7.25	1.75	144	5.61	2.09
Lead to practical solutions*	113	7.00	1.83	154	5.83	1.97
Are source of relevant information on global good practices*	111	7.42	1.77	152	6.62	2.09
Are adequately disseminated*	112	6.60	1.94	156	5.17	2.27
Are translated enough into local language*	91	4.10	2.36	155	3.05	2.15
Are adaptable to Guinea's specific development challenges and country circumstances*	113	7.05	1.83	158	6.27	2.26

\*Significantly different between collaborators and non-collaborators

	Collaborating with the WBG			Not collaborating with the WBG		
	N	Mean	SD	N	Mean	SD
Overall, how significant a contribution do you believe the World Bank Group's knowledge work and activities make to development results in your country?*	117	8.02	1.68	166	6.48	1.93

(1- Not significant at all, 10- Very significant) \*Significantly different between collaborators and non-collaborators

	Collaborating with the WBG			Not collaborating with the WBG		
	N	Mean	SD	N	Mean	SD
Overall, how would you rate the technical quality of the World Bank Group's knowledge work and activities?*	120	7.93	1.70	166	6.60	1.98

(1- Very low technical quality, 10- Very high technical quality) \*Significantly different between collaborators and non-collaborators

**E. Working with the World Bank Group****To what extent do you agree/disagree with the following statements? (1-Strongly disagree, 10-Strongly agree)**

	Collaborating with the WBG			Not collaborating with the WBG		
	N	Mean	SD	N	Mean	SD
The World Bank Group disburses funds promptly*	118	4.98	2.74	151	3.65	2.09
The World Bank Group effectively monitors and evaluates the projects and programs it supports*	123	8.13	1.87	171	7.40	1.88
The World Bank Group's approvals and reviews are done in a timely fashion*	118	6.65	2.19	150	5.37	2.02
The World Bank Group's Environmental and Social Framework requirements are reasonable*	108	7.10	1.98	134	6.04	1.92
The World Bank Group's conditions on its lending are reasonable*	98	7.09	2.06	126	5.06	2.31
The World Bank Group takes decisions quickly in Guinea*	108	5.94	2.28	131	4.54	2.12
Working with the World Bank Group increases country's institutional capacity*	121	7.85	1.82	171	6.75	2.08
Where country systems are adequate, the World Bank Group makes appropriate use of them*	113	7.73	1.94	143	7.20	1.96

\*Significantly different between collaborators and non-collaborators



## Appendix E: Responses to Selected Questions by Year<sup>15</sup>

*All data presented in this appendix are weighted. As a result, means of the FY 2019 data and the total number of respondents indicated will be slightly different from the aggregated responses in Appendix A. Similarly, responses from FY 2016 respondents and the total number of respondents indicated may differ from those reported in the FY 2016 COS report.*

- FY 2016 Number of comparable respondents = 383
- FY 2019 Number of comparable respondents = 305

*By weighting, the FY 2016 and FY 2019 samples have the same stakeholder composition and thus are comparable. The weighted percentage of a stakeholder group is determined by the extent to which the World Bank Group interacts with them in the country and the percentage this group usually makes up in the past aggregated annual global data. The weighted stakeholder breakdown is presented below:*

Percentage of Respondents	FY 2016	FY 2019
Office of the President/Prime Minister/Minister	2%	2%
Office of Parliamentarian	4.5%	4.5%
Government Institutions	40%	40%
Local Government	7%	7%
Bilateral/Multilateral Agencies	4.5%	4.5%
Civil Society	19%	19%
Private Sector	12%	12%
Academia	1%	1%
Media	10%	10%

### B. Overall Attitudes toward the World Bank Group

	FY 2016			FY 2019		
	N	Mean	SD	N	Mean	SD
How familiar are you with the work of the World Bank Group in Guinea?	380	6.20	2.17	305	6.20	2.63

*(1-Not familiar at all, 10-Extremely familiar)*

	FY 2016			FY 2019		
	N	Mean	SD	N	Mean	SD
Overall, please rate your impression of the World Bank Group's effectiveness in Guinea.	345	6.84	1.90	292	6.71	2.15

*(1-Not effective at all, 10-Very effective)*

	FY 2016			FY 2019		
	N	Mean	SD	N	Mean	SD
To what extent do you believe the World Bank Group's staff is well prepared to help Guinea solve its most complicated development challenges?	168	6.09	1.89	178	5.73	2.19

*(1-To no degree at all, 10-To a very significant degree)*

<sup>15</sup> Only those questions that were asked in the FY 2016 and FY 2019 country opinion surveys, with similar response scales/options, are presented in this appendix.

**B. Overall Attitudes toward the World Bank Group (continued)**

To what extent do you believe that the World Bank Group's work and support help the poorest in Guinea?\*

(Select only ONE response)

Percentage of Respondents	FY 2016	FY 2019
To a fully sufficient degree	13.1%	7.5%
To a somewhat sufficient degree	28.5%	41.6%
To a somewhat insufficient degree	23.3%	34.4%
To a very insufficient degree	30.6%	14.1%
Don't know	4.5%	2.3%

\*Significantly different between FY2016 and FY2019

To what extent do you agree with the following statements about the World Bank Group's work in Guinea?

(1-Strongly disagree, 10-Strongly agree)

	FY 2016			FY 2019		
	N	Mean	SD	N	Mean	SD
Overall the World Bank Group currently plays a relevant role in development in Guinea	352	6.62	2.10	296	6.77	2.20
The World Bank Group's work is aligned with what I consider the development priorities for Guinea	315	6.33	2.17	287	6.41	2.20

To what extent is the World Bank Group an effective development partner in Guinea, in terms of each of the following?

(1-To no degree at all, 10-To a very significant degree)

	FY 2016			FY 2019		
	N	Mean	SD	N	Mean	SD
Responsiveness to needs	273	5.68	1.98	274	5.57	2.04
Flexibility (in terms of the institution's products and services)*	261	5.94	1.88	256	5.12	2.01
Flexibility (in terms of changing country circumstances)*	266	6.18	2.05	266	5.46	1.92
Being inclusive*	247	6.70	2.10	230	5.86	2.25
Openness (sharing data and other information)*	292	6.64	2.02	259	6.23	2.17
Collaboration with the Government	348	7.40	2.01	287	7.54	1.82
The speed in which it gets things accomplished on the ground	285	6.28	1.95	277	6.13	2.02
Helping to bring discipline/effective supervision to implementation of investment projects <sup>1</sup>				280	6.58	2.07
Collaboration with civil society*	304	5.80	2.05	259	5.37	2.12
Staff accessibility	253	5.48	2.10	264	5.12	2.53
Collaboration with other donors and development partners*	261	6.92	2.12	219	6.29	2.18
Collaboration with the private sector	281	5.58	1.91	237	5.51	2.21
Straightforwardness and honesty	254	7.18	2.10	245	7.08	2.24
Treating clients and stakeholders in Guinea with respect*	261	7.06	1.90	232	6.54	2.12
Being a long-term partner*	300	7.51	2.13	278	8.35	1.68

\*Significantly different between FY2016 and FY2019

<sup>1</sup> Only FY 2019 questionnaire had this response option.



### C. World Bank Group's Effectiveness and Results

How EFFECTIVE do you believe the World Bank Group is in terms of the work it does in the following areas of development in Guinea? (1-Not effective at all, 10-Very effective)

	FY 2016			FY 2019		
	N	Mean	SD	N	Mean	SD
Social protection*	204	5.67	1.77	213	5.13	2.25
Gender equity*	163	5.00	2.05	243	5.77	2.07
Private sector development*	262	5.90	2.06	242	5.39	2.11
Education	301	6.90	2.06	285	6.77	1.81
Public sector governance/reform	292	6.73	1.89	270	6.59	1.97
Global/regional integration*	190	5.80	1.75	222	6.28	1.97
Food security	243	6.20	1.99	252	6.04	2.03
Energy*	259	6.35	2.05	265	5.95	2.10
Water and sanitation*	288	6.38	2.05	263	5.63	2.16
Job creation/employment*	253	5.29	2.32	264	4.88	2.10
Health*	275	6.95	1.97	273	6.58	1.86
Financial markets	188	5.77	1.92	185	5.71	2.09
Infrastructure'				276	6.36	2.00
Agriculture and rural development"	301	6.56	1.99	273	6.31	2.10
Trade and exports'				176	4.75	2.07
Natural resource management*	219	5.82	1.88	225	5.32	2.09
Climate change'				228	5.09	2.16
Poverty reduction*	303	6.67	2.27	285	6.04	2.09
Anti-corruption'				259	5.04	2.19
Judiciary reform'				244	5.32	2.26
Economic diversification and growth'				248	5.82	1.97
Disaster risk management'				206	4.90	2.07
Equality of opportunity and decentralization'				233	5.52	2.07
Information and communications technology*	253	6.65	2.10	220	5.59	2.06
Local governance and institutions*	258	6.23	2.05	248	5.82	1.89

\*Significantly different between FY2016 and FY2019

' Only FY 2019 questionnaire had this response option.

" In FY 2016, there were two categories related to agriculture and rural development: "Rural development" and "Agricultural development." A mean score of responses to these two categories was calculated and included in a separate variable that then was compared to FY 2019 "Agriculture and rural development" category.

	FY 2016			FY 2019		
	N	Mean	SD	N	Mean	SD
To what extent does the World Bank Group's work help to achieve development results in Guinea?*	356	6.76	1.91	269	6.39	1.90

(1-To no degree at all, 10-To a very significant degree) \*Significantly different between FY2016 and FY2019

**C. World Bank Group's Effectiveness and Results (continued)****To what extent do you agree with the following statements about the World Bank Group in Guinea?***(1-Strongly disagree, 10-Strongly agree)*

	FY 2016			FY 2019		
	N	Mean	SD	N	Mean	SD
The World Bank Group's financial instruments meet the needs of Guinea	335	6.30	2.06	258	6.24	2.11
The World Bank Group meets Guinea's needs for knowledge services	312	6.37	2.02	264	6.06	2.04

**D. The World Bank Group's Knowledge Work and Activities****How frequently do you consult World Bank Group's knowledge work and activities in the work you do?\***

Percentage of Respondents	FY 2016	FY 2019
Weekly	7.0%	9.8%
Monthly	30.5%	20.0%
A few times a year	32.6%	26.9%
Rarely	23.7%	28.9%
Never	6.3%	14.4%

*\*Significantly different between FY2016 and FY2019***In Guinea, to what extent do you believe that the World Bank Group's knowledge work and activities:***(1-To no degree at all, 10-To a very significant degree)*

	FY 2016			FY 2019		
	N	Mean	SD	N	Mean	SD
Are timely	301	6.79	1.84	288	7.01	2.04
Include appropriate level of stakeholder involvement during preparation	266	6.16	1.87	251	6.18	2.10
Lead to practical solutions	274	5.91	1.85	261	6.20	1.95
Are source of relevant information on global good practices	278	6.67	1.93	264	6.85	2.00
Are adequately disseminated	256	5.41	2.10	267	5.67	2.27
Are translated enough into local language*	248	3.91	2.58	251	3.34	2.22
Are adaptable to Guinea's specific development challenges and country circumstances	295	6.29	1.99	270	6.41	2.20

*\*Significantly different between FY2016 and FY2019*

	FY 2016			FY 2019		
	N	Mean	SD	N	Mean	SD
Overall, how significant a contribution do you believe the World Bank Group's knowledge work and activities make to development results in your country?	333	6.98	1.88	282	6.97	1.96
Overall, how would you rate the technical quality of the World Bank Group's knowledge work and activities?	329	7.01	1.85	285	7.09	1.94

*(1-Not significant at all, 10-Very significant; 1-Very low technical quality, 10-Very high technical quality)*

**E. Working with the World Bank Group**

To what extent do you agree/disagree with the following statements? (1-Strongly disagree, 10-Strongly agree)

	FY 2016			FY 2019		
	N	Mean	SD	N	Mean	SD
The World Bank Group disburses funds promptly	252	4.45	2.62	270	4.15	2.41
The World Bank Group effectively monitors and evaluates the projects and programs it supports	335	7.74	2.02	293	7.56	1.91
The World Bank Group's approvals and reviews are done in a timely fashion	279	5.93	2.11	268	5.85	2.19
The World Bank Group's Environmental and Social Framework requirements are reasonable <sup>1</sup>				242	6.39	1.97
The World Bank Group's conditions on its lending are reasonable	254	5.79	2.06	225	5.79	2.45
The World Bank Group takes decisions quickly in Guinea	273	5.33	2.13	239	5.03	2.29
Working with the World Bank Group increases country's institutional capacity	328	7.00	1.95	292	7.08	2.00
Where country systems are adequate, the World Bank Group makes appropriate use of them	275	6.99	1.99	256	7.32	1.99

<sup>1</sup> Only FY 2019 questionnaire had this response option.

**F. The Future Role of the World Bank Group in Guinea**

When considering the combination of services that the World Bank Group offers in Guinea, and taking into account its limited level of resources, which ONE of the following do you believe the World Bank Group should offer more of in Guinea?\* (Select only ONE response)

Percentage of Respondents	FY 2016	FY 2019
Financial services	29.4%	37.4%
Knowledge products	25.1%	17.0%
Convening services	16.6%	16.1%
None of the above	1.1%	0.7%
The combination is appropriate for Guinea	21.3%	26.6%
Don't know	6.5%	2.3%

\*Significantly different between FY2016 and FY2019





## Appendix F: Indicator Questions as a Function of Exposure to the World Bank Group

Indicator Question	Currently, do you professionally collaborate/work with the World Bank Group in your country?		Which of the following describes most of your exposure to the World Bank Group in Guinea? (Choose no more than TWO)									
	Not collaborating with the WBG	Collaborating with the WBG	Observer		Use WBG reports/data		Engage in WBG activities		Collaborate		Use WBG website	
			No Mean	Yes Mean	No Mean	Yes Mean	No Mean	Yes Mean	No Mean	Yes Mean	No Mean	Yes Mean
To what extent do you trust The World Bank Group to do what is right?	6.51	7.25	6.97	6.65	6.89	6.65	6.74	7.01	6.59	7.17	6.82	6.77
Overall, please rate your impression of the World Bank Group's effectiveness in Guinea.	6.10	7.94	7.52	6.14	6.92	6.66	6.66	7.33	6.17	7.89	6.95	6.39
Overall the World Bank Group currently plays a relevant role in development in Guinea	6.30	8.01	7.45	6.50	7.11	6.74	6.79	7.53	6.53	7.71	7.10	6.53
The World Bank Group's work is aligned with what I consider the development priorities for Guinea	5.81	7.75	7.03	6.15	6.74	6.34	6.42	7.13	6.02	7.52	6.75	6.05
Responsiveness to needs	5.32	6.33	6.01	5.44	5.87	5.47	5.58	6.16	5.28	6.40	5.89	5.08
Flexibility (in terms of the institution's products and services)	4.84	5.97	5.55	5.05	5.42	5.14	5.21	5.61	5.01	5.77	5.41	4.96
Flexibility (in terms of changing country circumstances)	5.28	6.09	5.84	5.37	5.69	5.49	5.51	5.89	5.35	6.02	5.67	5.40
Being inclusive	5.52	6.75	6.53	5.50	6.04	6.07	5.90	6.46	5.44	7.04	6.28	5.11
Openness (sharing data and other information)	5.84	7.08	6.65	6.04	6.32	6.44	6.21	6.75	5.96	6.96	6.60	5.42
Collaboration with the Government	7.36	8.20	7.98	7.43	7.70	7.73	7.63	7.92	7.51	8.02	7.73	7.64
The speed in which it gets things accomplished on the ground	5.72	6.98	6.48	6.04	6.35	6.08	6.05	6.79	5.87	6.85	6.45	5.41
Helping to bring discipline/effective supervision to implementation of investment projects	6.28	7.43	6.97	6.56	6.89	6.54	6.75	6.83	6.35	7.39	6.86	6.40
Collaboration with civil society	5.23	6.02	5.83	5.22	5.75	5.07	5.40	5.88	5.17	6.12	5.65	5.09
Staff accessibility	4.44	6.37	5.94	4.51	5.33	5.10	5.14	5.56	4.53	6.39	5.53	4.17
Collaboration with other donors and development partners	5.82	7.23	6.90	5.97	6.61	6.21	6.34	6.82	5.99	7.15	6.57	6.05
Collaboration with the private sector	5.17	6.43	5.99	5.36	5.99	5.16	5.58	5.97	5.23	6.48	5.78	5.34
Straightforwardness and honesty	6.64	7.95	7.47	6.89	7.25	7.07	7.03	7.63	6.71	7.89	7.51	5.85
Treating clients and stakeholders in Guinea with respect	6.16	7.45	7.04	6.37	6.76	6.65	6.73	6.71	6.21	7.49	6.86	6.13
Being a long-term partner	8.07	8.88	8.62	8.18	8.44	8.34	8.34	8.58	8.22	8.69	8.48	8.09
To what extent does the World Bank Group's work help to achieve development results in Guinea?	6.02	7.25	6.85	6.21	6.64	6.36	6.49	6.69	6.12	7.18	6.66	6.06
To what extent does the World Bank Group influence the development agenda in Guinea?	6.29	7.13	6.85	6.41	6.65	6.62	6.59	6.76	6.38	7.05	6.77	6.12
The World Bank Group's financial instruments meet the needs of Guinea	5.80	6.96	6.38	6.22	6.36	6.20	6.30	6.31	5.92	6.87	6.49	5.59
The World Bank Group meets Guinea's needs for knowledge services	5.83	6.47	6.16	6.02	6.15	5.95	6.05	6.19	5.86	6.45	6.24	5.53
The World Bank Group's knowledge work and activities are adaptable to Guinea's specific development challenges and country circumstances	6.27	7.05	6.84	6.34	6.64	6.50	6.55	6.73	6.28	7.08	6.66	6.36
Overall, how significant a contribution do you believe the World Bank Group's knowledge work and activities make to development results in your country?	6.48	8.02	7.42	6.79	7.20	6.93	6.92	7.62	6.78	7.62	7.26	6.54
Overall, how would you rate the technical quality of the World Bank Group's knowledge work and activities?	6.60	7.93	7.52	6.78	7.15	7.18	7.00	7.57	6.75	7.79	7.29	6.62
The World Bank Group takes decisions quickly in Guinea	4.54	5.94	5.50	4.79	5.29	4.94	5.09	5.39	4.72	5.83	5.25	4.82
Where country systems are adequate, the World Bank Group makes appropriate use of them	7.20	7.73	7.56	7.30	7.46	7.38	7.44	7.42	7.36	7.54	7.38	7.65

Yellow highlight indicates significant difference between Yes and No means.

## Appendix G: Guinea FY19 COS Questionnaire



### **World Bank Group Country Survey FY 2019 – Guinea**

The World Bank Group is interested in gauging the views of clients and partners who are either involved in development in Guinea or who observe activities related to social and economic development. The following survey will give the World Bank Group's team that works in Guinea, greater insight into how the Bank's work is perceived. This is one tool the World Bank Group uses to assess the views of its stakeholders, and to develop more effective strategies that support development in Guinea.

A local independent firm has been hired to oversee the logistics of this survey. This ensures anonymity and confidentiality. We hope you'll be candid.

Finally, the survey relates to the World Bank Group's work. The World Bank Group consists of IBRD, IDA, IFC, MIGA, and ICSID. When responding to the survey, please consider the area of the World Bank Group with which you are most familiar.

**To complete the survey, please circle/check the response that most accurately reflects your opinion. If you prefer not to answer a question, please leave it blank. If you feel that you do not have an adequate amount of information on a subject, please check "Don't know".**

**PLEASE NOTE: IN SOME CASES THE SURVEY WILL ASK FOR A SPECIFIC NUMBER OF RESPONSES. PLEASE DO NOT CHOOSE ANY MORE THAN REQUESTED. IF MORE RESPONSES ARE CHOSEN, DATA CANNOT BE INCLUDED IN ANALYSIS.**

## SECTION A: GENERAL ISSUES FACING GUINEA

<b>A1. When you think about the future in Guinea, are you ... ?</b>	
1	Very pessimistic
2	Somewhat pessimistic
3	Somewhat optimistic
4	Very optimistic
5	Not sure

<b>A2. Do you think that economic opportunity for citizens in Guinea is ... ?</b>	
1	Increasing
2	Decreasing
3	Staying about the same

<b>A3. Listed below are a number of development priorities in Guinea.</b>			
<b>Please identify which of the following you consider the most important development priorities in Guinea. (Choose no more than THREE)</b>			
1	Social protection (e.g., pensions, targeted social assistance)	16	Infrastructure (e.g., roads, bridges, transportation)
2	Gender equity (closing the gap between women and men, and boys and girls)	17	Agriculture and rural development
3	Private sector development	18	Trade and exports
4	Education	19	Crime and violence
5	Public sector governance/reform (i.e., government effectiveness, public financial management, public expenditure, fiscal system reform)	20	Natural resource management
6	Global/regional integration	21	Climate change (e.g., mitigation, adaptation)
7	Food security	22	Poverty reduction
8	Urban development	23	Anti-corruption
9	Energy	24	Judiciary reform
10	Water and sanitation	25	Economic diversification and growth
11	Pollution	26	Disaster risk management
12	Job creation/employment	27	Equality of opportunity (i.e., social inclusion) and decentralization
13	Health	28	Social cohesion
14	Financial markets	29	Information and communications technology
15	Local governance and institutions		

## SECTION A: GENERAL ISSUES

**A4. Poverty reduction is a broad term that encompasses work in many different areas.**

**Which THREE areas of development listed below do you believe would contribute most to reducing poverty in Guinea? (Choose no more than THREE)**

1	Economic diversification and growth	15	Water and sanitation
2	Disaster risk management	16	Pollution
3	Equality of opportunity (i.e., social inclusion) and decentralization	17	Job creation/employment
4	Social cohesion	18	Health
5	Information and communications technology	19	Financial markets
6	Social protection (e.g., pensions, targeted social assistance)	20	Public sector governance/reform (i.e., government effectiveness, public financial management, public expenditure, fiscal system reform)
7	Agriculture and rural development	21	Local governance and institutions
8	Trade and exports	22	Gender equity (closing the gap between women and men, and boys and girls)
9	Crime and violence	23	Private sector development
10	Climate change (e.g., mitigation, adaptation)	24	Education
11	Infrastructure (e.g., roads, bridges, transportation)	25	Global/regional integration
12	Energy	26	Food security
13	Anti-corruption	27	Urban development
14	Judiciary reform	28	Natural resource management

**A5. When economic and/or social reform efforts fail or are slow to take place in Guinea, which of the following would you attribute this to? (Choose no more than TWO)**

1	Political pressures and obstacles
2	Inadequate level of private sector involvement and/or influence
3	Inadequate level of citizen/civil society participation
4	Inadequate level of donor coordination
5	Reforms are not well thought out in light of country challenges
6	Poor coordination within the government
7	Inadequate level of government accountability
8	Inadequate level of capacity in the government
9	Corruption
10	Poor level of economic diversification
11	Poor management of public resources and inadequate level of deconcentration
12	Other (please specify): _____

## SECTION A: GENERAL ISSUES

A6. To what extent do you trust each of the following groups to do what is right?												
		To no degree at all					To a very significant degree					Don't know
1	The national government	1	2	3	4	5	6	7	8	9	10	<input type="checkbox"/>
2	Bilateral organizations (e.g., DFID, JICA, GIZ, USAID, AFD)	1	2	3	4	5	6	7	8	9	10	<input type="checkbox"/>
3	Local leaders (e.g., religious leaders, village chiefs)	1	2	3	4	5	6	7	8	9	10	<input type="checkbox"/>
4	The World Bank Group	1	2	3	4	5	6	7	8	9	10	<input type="checkbox"/>
5	The International Monetary Fund	1	2	3	4	5	6	7	8	9	10	<input type="checkbox"/>
6	UN	1	2	3	4	5	6	7	8	9	10	<input type="checkbox"/>
7	Regional development banks (e.g., AfDB)	1	2	3	4	5	6	7	8	9	10	<input type="checkbox"/>
8	Guinea's Central Bank	1	2	3	4	5	6	7	8	9	10	<input type="checkbox"/>
9	International private sector	1	2	3	4	5	6	7	8	9	10	<input type="checkbox"/>
10	Domestic private sector	1	2	3	4	5	6	7	8	9	10	<input type="checkbox"/>
11	International civil society (e.g., NGOs, CBOs)	1	2	3	4	5	6	7	8	9	10	<input type="checkbox"/>
12	Domestic civil society (e.g., NGOs, CBOs)	1	2	3	4	5	6	7	8	9	10	<input type="checkbox"/>
13	Faith-based institutions	1	2	3	4	5	6	7	8	9	10	<input type="checkbox"/>
14	Domestic traditional media and their web presence (e.g., newspapers, TV stations, radio)	1	2	3	4	5	6	7	8	9	10	<input type="checkbox"/>
15	International media and their web presence	1	2	3	4	5	6	7	8	9	10	<input type="checkbox"/>
16	Web based media (i.e., blogs, social media, other web-based news and information sources)	1	2	3	4	5	6	7	8	9	10	<input type="checkbox"/>

A7. Please describe the direction Guinea is moving in, when considering ... ?						
		Getting much worse	Getting somewhat worse	Staying the same	Getting somewhat better	Getting much better
1	Human development (e.g., health, education, and social protection)	<input type="checkbox"/>	<input type="checkbox"/>	<input type="checkbox"/>	<input type="checkbox"/>	<input type="checkbox"/>
2	Equal opportunity for girls and boys, men and women	<input type="checkbox"/>	<input type="checkbox"/>	<input type="checkbox"/>	<input type="checkbox"/>	<input type="checkbox"/>
3	Growing Guinea's economy in a way that leads to jobs and employment	<input type="checkbox"/>	<input type="checkbox"/>	<input type="checkbox"/>	<input type="checkbox"/>	<input type="checkbox"/>
4	The gap between the rich and the poor	<input type="checkbox"/>	<input type="checkbox"/>	<input type="checkbox"/>	<input type="checkbox"/>	<input type="checkbox"/>
5	Making government more effective	<input type="checkbox"/>	<input type="checkbox"/>	<input type="checkbox"/>	<input type="checkbox"/>	<input type="checkbox"/>
6	Anti-corruption and improving judicial system	<input type="checkbox"/>	<input type="checkbox"/>	<input type="checkbox"/>	<input type="checkbox"/>	<input type="checkbox"/>
7	Enabling private sector and attracting new sources of foreign investment	<input type="checkbox"/>	<input type="checkbox"/>	<input type="checkbox"/>	<input type="checkbox"/>	<input type="checkbox"/>
8	Protecting the environment	<input type="checkbox"/>	<input type="checkbox"/>	<input type="checkbox"/>	<input type="checkbox"/>	<input type="checkbox"/>
9	Citizen engagement	<input type="checkbox"/>	<input type="checkbox"/>	<input type="checkbox"/>	<input type="checkbox"/>	<input type="checkbox"/>

## SECTION A: GENERAL ISSUES

**A8. Listed below are global challenges. Which do you think have the most serious impact on Guinea? (Choose no more than TWO)**

1	Climate change	6	The gap between the rich and the poor
2	Terrorism	7	Environmental degradation
3	Migrants and refugees	8	Access to international finance constraints
4	Jobs/employment	9	Technology based disruption
5	Trade constraints	10	Geo political uncertainty

**A9. When thinking about development efforts in Guinea, do you think that civil society (e.g., NGOs, CBOs) should ... ?**

1	Engage significantly less
2	Engage somewhat less
3	Engage somewhat more
4	Engage significantly more
5	Engage at the same level it does currently
6	Don't know

**A10. To what extent do you trust domestic private sector to engage in public service delivery in Guinea?**

1	To a very low degree
2	To a somewhat low degree
3	To a somewhat high degree
4	To a very high degree
5	Don't know

**A11. To what extent do you trust international private sector to engage in public service delivery in Guinea?**

1	To a very low degree
2	To a somewhat low degree
3	To a somewhat high degree
4	To a very high degree
5	Don't know

## SECTION B: OVERALL ATTITUDES TOWARD THE WORLD BANK GROUP

B1. How familiar are you with the work of the World Bank Group in Guinea?									
1	2	3	4	5	6	7	8	9	10
Not familiar at all					Extremely familiar				

B2. Overall, please rate your impression of the World Bank Group's effectiveness in Guinea.										
1	2	3	4	5	6	7	8	9	10	?
Not effective at all					Very effective					Don't know

B3. To what extent do you believe the World Bank Group's staff is well prepared (e.g., skills and knowledge) to help Guinea solve its most complicated development challenges?										
1	2	3	4	5	6	7	8	9	10	?
To no degree at all					To a very significant degree					Don't know

B4. When thinking about how the World Bank Group can have the most impact on development results in Guinea, in which sectors do you believe the World Bank Group should focus most of its resources (financial and knowledge services) in Guinea? (Choose no more than THREE)			
1	Energy	16	Judiciary reform
2	Water and sanitation	17	Economic diversification and growth
3	Pollution	18	Disaster risk management
4	Local governance and institutions	19	Equality of opportunity (i.e., social inclusion) and decentralization
5	Job creation/employment	20	Social cohesion
6	Health	21	Information and communications technology
7	Financial markets	22	Infrastructure (e.g., roads, bridges, transportation)
8	Social protection (e.g., pensions, targeted social assistance)	23	Agriculture and rural development
9	Gender equity (closing the gap between women and men, and boys and girls)	24	Trade and exports
10	Private sector development	25	Crime and violence
11	Education	26	Natural resource management
12	Public sector governance/reform (i.e., government effectiveness, public financial management, public expenditure, fiscal system reform)	27	Climate change (e.g., mitigation, adaptation)
13	Global/regional integration	28	Poverty reduction
14	Food security	29	Anti-corruption
15	Urban development		

## SECTION B: OVERALL ATTITUDES TOWARD THE WORLD BANK GROUP

<b>B5. When thinking about the World Bank Group's role, which activity do you believe is of greatest VALUE and which activity is of second greatest value in Guinea?</b>			
		<b>Greatest Value (Choose only ONE)</b>	<b>Second Greatest Value (Choose only ONE)</b>
1	Bringing together different groups of stakeholders	<input type="checkbox"/>	<input type="checkbox"/>
2	Capacity development related to World Bank Group supported projects	<input type="checkbox"/>	<input type="checkbox"/>
3	Technical assistance and training	<input type="checkbox"/>	<input type="checkbox"/>
4	Policy advice, studies, analyses	<input type="checkbox"/>	<input type="checkbox"/>
5	Financial resources	<input type="checkbox"/>	<input type="checkbox"/>
6	Data and statistics	<input type="checkbox"/>	<input type="checkbox"/>
7	Promoting knowledge sharing	<input type="checkbox"/>	<input type="checkbox"/>
8	Implementation support	<input type="checkbox"/>	<input type="checkbox"/>
9	Mobilizing third party financial resources	<input type="checkbox"/>	<input type="checkbox"/>
10	Donor coordination	<input type="checkbox"/>	<input type="checkbox"/>
11	Other (please specify): _____	<input type="checkbox"/>	<input type="checkbox"/>

<b>B6. Which of the following do you identify as the World Bank Group's greatest WEAKNESSES in its work in Guinea? (Choose no more than TWO)</b>	
1	Not willing to honestly criticize policies and reform efforts in the country
2	Staff too inaccessible
3	Not collaborating enough with private sector
4	Not collaborating enough with partners such as bilaterals, multilaterals, trust funds, UN
5	Not aligned with country priorities
6	Not adequately sensitive to political/social realities in Guinea
7	Too influenced by developed countries
8	World Bank Group's processes too slow and complex
9	Not adequately flexible
10	Not sufficiently focused on sustainable results
11	Not collaborating enough with civil society (e.g., NGOs, CBOs)
12	Not enough public disclosure of its work
13	Arrogant in its approach
14	Inadequate World Bank Group's staffing in Guinea
15	Other (please specify): _____
16	Don't know



## SECTION B: OVERALL ATTITUDES TOWARD THE WORLD BANK GROUP

**B7. To what extent do you believe that the World Bank Group's work and support help the poorest in Guinea? (Select only ONE response)**

1	To a fully sufficient degree
2	To a somewhat sufficient degree
3	To a somewhat insufficient degree
4	To a very insufficient degree
5	Don't know

**B8. From your perspective, which of the following best describes the World Bank Group's current emphasis on investing in human capital (e.g., education, health, social protection)?**

1	Increased its emphasis recently
2	Decreased its emphasis recently
3	Emphasis has remained pretty consistent over time
4	Don't know

**B9. In addition to the regular relations with the national government, which TWO of the following groups should the World Bank Group collaborate with more in your country? (Choose no more than TWO)**

1	Beneficiaries	7	Academia/think tanks/research institutes
2	Youth/university groups	8	Parliament
3	Private sector	9	Foundations
4	Local government	10	Media
5	Donor community	11	Other (please specify): _____
6	NGOs/Community Based Organizations	12	Don't know

**To what extent do you agree with the following statements about the World Bank Group's work in Guinea?**

		Strongly disagree										Strongly agree	Don't know
		1	2	3	4	5	6	7	8	9	10		
<b>B10</b>	Overall the World Bank Group currently plays a relevant role in development in Guinea												<input type="checkbox"/>
<b>B11</b>	The World Bank Group's work is aligned with what I consider the development priorities for Guinea												<input type="checkbox"/>

## SECTION B: OVERALL ATTITUDES TOWARD THE WORLD BANK GROUP

To what extent is the World Bank Group an effective development partner in Guinea, in terms of each of the following?												
		To no degree at all					To a very significant degree					Don't know
		1	2	3	4	5	6	7	8	9	10	
<b>B12</b>	Responsiveness to needs											<input type="checkbox"/>
<b>B13</b>	Flexibility (in terms of the institution's products and services)											<input type="checkbox"/>
<b>B14</b>	Flexibility (in terms of changing country circumstances)											<input type="checkbox"/>
<b>B15</b>	Being inclusive											<input type="checkbox"/>
<b>B16</b>	Openness (sharing data and other information)											<input type="checkbox"/>
<b>B17</b>	Collaboration with the Government											<input type="checkbox"/>
<b>B18</b>	The speed in which it gets things accomplished on the ground											<input type="checkbox"/>
<b>B19</b>	Helping to bring discipline/effective supervision to implementation of investment projects											<input type="checkbox"/>
<b>B20</b>	Collaboration with civil society											<input type="checkbox"/>
<b>B21</b>	Staff accessibility											<input type="checkbox"/>
<b>B22</b>	Collaboration with other donors and development partners											<input type="checkbox"/>
<b>B23</b>	Collaboration with the private sector											<input type="checkbox"/>
<b>B24</b>	Straightforwardness and honesty											<input type="checkbox"/>
<b>B25</b>	Treating clients and stakeholders in Guinea with respect											<input type="checkbox"/>
<b>B26</b>	Being a long-term partner											<input type="checkbox"/>

## SECTION C: WORLD BANK GROUP'S EFFECTIVENESS AND RESULTS

C1. How EFFECTIVE do you believe the World Bank Group is in terms of the work it does in the following areas of development in Guinea? (If you have NO exposure to/experience in working in any of the sectors listed below, please respond “Don’t know”)													
		Not effective at all										Very effective	Don't know
1	Social protection (e.g., pensions, targeted social assistance)	1	2	3	4	5	6	7	8	9	10		
2	Gender equity (closing the gap between women and men, and boys and girls)	1	2	3	4	5	6	7	8	9	10		
3	Private sector development	1	2	3	4	5	6	7	8	9	10		
4	Education	1	2	3	4	5	6	7	8	9	10		
5	Public sector governance/reform (i.e., government effectiveness, public financial management, public expenditure, fiscal system reform)	1	2	3	4	5	6	7	8	9	10		
6	Global/regional integration	1	2	3	4	5	6	7	8	9	10		
7	Food security	1	2	3	4	5	6	7	8	9	10		
8	Energy	1	2	3	4	5	6	7	8	9	10		
9	Water and sanitation	1	2	3	4	5	6	7	8	9	10		
10	Job creation/employment	1	2	3	4	5	6	7	8	9	10		
11	Health	1	2	3	4	5	6	7	8	9	10		
12	Financial markets	1	2	3	4	5	6	7	8	9	10		
13	Infrastructure (e.g., roads, bridges, transportation)	1	2	3	4	5	6	7	8	9	10		
14	Agriculture and rural development	1	2	3	4	5	6	7	8	9	10		
15	Trade and exports	1	2	3	4	5	6	7	8	9	10		
16	Natural resource management	1	2	3	4	5	6	7	8	9	10		
17	Climate change (e.g., mitigation, adaptation)	1	2	3	4	5	6	7	8	9	10		
18	Poverty reduction	1	2	3	4	5	6	7	8	9	10		
19	Anti-corruption	1	2	3	4	5	6	7	8	9	10		
20	Judiciary reform	1	2	3	4	5	6	7	8	9	10		
21	Economic diversification and growth	1	2	3	4	5	6	7	8	9	10		
22	Disaster risk management	1	2	3	4	5	6	7	8	9	10		
23	Equality of opportunity (i.e., social inclusion) and decentralization	1	2	3	4	5	6	7	8	9	10		
24	Information and communications technology	1	2	3	4	5	6	7	8	9	10		
25	Local governance and institutions	1	2	3	4	5	6	7	8	9	10		

## SECTION C: WORLD BANK GROUP'S EFFECTIVENESS AND RESULTS

### C2. To what extent does the World Bank Group's work help to achieve development results in Guinea?

1	2	3	4	5	6	7	8	9	10	?
To no degree at all					To a very significant degree					Don't know

### C3. To what extent does the World Bank Group influence the development agenda in Guinea?

1	2	3	4	5	6	7	8	9	10	?
To no degree at all					To a very significant degree					Don't know

### To what extent do you agree with the following statements about the World Bank Group in Guinea?

		Strongly disagree										Strongly agree	Don't know
		1	2	3	4	5	6	7	8	9	10		
C4	The World Bank Group's financial instruments (i.e., investment lending, Development Policy Loan, Trust Funds, Program-for-Results, etc.) meet the needs of Guinea												
C5	The World Bank Group meets Guinea's needs for knowledge services (e.g., research, analysis, data, technical assistance)												

**SECTION C: WORLD BANK GROUP'S EFFECTIVENESS AND RESULTS**

**C6. As part of IDA18, the World Bank Group has expanded (or developed) a number of financial instruments to respond to challenges in IDA countries. These include the Crisis Response Window (CRW), Pandemic Emergency Finance Facility (PEF), Catastrophe Deferred Draw Down Option (CAT-DDO), and the Private Sector Window (PSW). In general, how familiar are you with these new or expanded financial instruments in Guinea? (Select only ONE response)**

1	Very familiar
2	Somewhat familiar
3	Somewhat unfamiliar
4	Very unfamiliar
5	Don't know

**How effectively does the World Bank Group support Guinea's efforts ... ?**

		Not effectively at all										Very effectively	Don't know
		1	2	3	4	5	6	7	8	9	10		
<b>C7</b>	To build stronger domestic resource mobilization systems in the Government (e.g., tax collection)												<input type="checkbox"/>
<b>C8</b>	To develop better and stronger data collection/analytics systems within the Government												<input type="checkbox"/>
<b>C9</b>	To strengthen the country's crisis preparedness												<input type="checkbox"/>
<b>C10</b>	To identify and monitor risks												<input type="checkbox"/>

**C11. How effectively does the World Bank Group's SCD and CPF activities support Guinea's efforts to manage crisis related risks? [Please only respond if you are familiar with the WBG's Systematic Country Diagnosis (SCD) and Country Partnership Framework (CPF)]**

1	2	3	4	5	6	7	8	9	10	?	
Not effectively at all										Very effectively	Don't know

## SECTION D: THE WORLD BANK GROUP'S KNOWLEDGE WORK AND ACTIVITIES (i.e., ANALYSIS, STUDIES, RESEARCH, DATA, REPORTS, CONFERENCES)

**D1. How frequently do you consult World Bank Group's knowledge work and activities in the work you do?**

1	Weekly
2	Monthly
3	A few times a year
4	Rarely
5	Never

In Guinea, to what extent do you believe that the World Bank Group's knowledge work and activities:												
		To no degree at all					To a very significant degree					Don't know
<b>D2</b>	Are timely	1	2	3	4	5	6	7	8	9	10	?
<b>D3</b>	Include appropriate level of stakeholder involvement during preparation	1	2	3	4	5	6	7	8	9	10	?
<b>D4</b>	Lead to practical solutions	1	2	3	4	5	6	7	8	9	10	?
<b>D5</b>	Are source of relevant information on global good practices	1	2	3	4	5	6	7	8	9	10	?
<b>D6</b>	Are adequately disseminated	1	2	3	4	5	6	7	8	9	10	?
<b>D7</b>	Are translated enough into local language	1	2	3	4	5	6	7	8	9	10	?
<b>D8</b>	Are adaptable to Guinea's specific development challenges and country circumstances	1	2	3	4	5	6	7	8	9	10	?

D9. Overall, how significant a contribution do you believe the World Bank Group's knowledge work and activities make to development results in your country?												
1	2	3	4	5	6	7	8	9	10	?		
Not significant at all									Very significant		Don't know	

D10. Overall, how would you rate the technical quality of the World Bank Group's knowledge work and activities?												
1	2	3	4	5	6	7	8	9	10	?		
Very low technical quality									Very high technical quality		Don't know	

## SECTION E: WORKING WITH THE WORLD BANK GROUP

To what extent do you agree/disagree with the following statements?												
		Strongly disagree									Strongly agree	Don't know
		1	2	3	4	5	6	7	8	9	10	
<b>E1</b>	The World Bank Group disburses funds promptly	1	2	3	4	5	6	7	8	9	10	<input type="checkbox"/>
<b>E2</b>	The World Bank Group effectively monitors and evaluates the projects and programs it supports	1	2	3	4	5	6	7	8	9	10	<input type="checkbox"/>
<b>E3</b>	The World Bank Group's approvals and reviews are done in a timely fashion	1	2	3	4	5	6	7	8	9	10	<input type="checkbox"/>
<b>E4</b>	The World Bank Group's Environmental and Social Framework requirements are reasonable	1	2	3	4	5	6	7	8	9	10	<input type="checkbox"/>
<b>E5</b>	The World Bank Group's conditions on its lending are reasonable	1	2	3	4	5	6	7	8	9	10	<input type="checkbox"/>
<b>E6</b>	The World Bank Group takes decisions quickly in Guinea	1	2	3	4	5	6	7	8	9	10	<input type="checkbox"/>
<b>E7</b>	Working with the World Bank Group increases Guinea's institutional capacity	1	2	3	4	5	6	7	8	9	10	<input type="checkbox"/>
<b>E8</b>	Where country systems (e.g., procurement, financial management, etc.) are adequate, the World Bank Group makes appropriate use of them	1	2	3	4	5	6	7	8	9	10	<input type="checkbox"/>

## SECTION F: THE FUTURE ROLE OF THE WORLD BANK GROUP IN GUINEA

<b>F1. Which of the following SHOULD the World Bank Group do to make itself of greater value in Guinea? (Choose no more than TWO)</b>	
1	Offer more innovative knowledge services
2	Collaborate more effectively with Government clients (e.g., national, state, local)
3	Work faster
4	Reduce the complexity of obtaining World Bank Group financing
5	Help to bring discipline/effective supervision to implementation of World Bank Group projects
6	Engage more effectively with partners such as bilaterals, multilaterals, trust funds, UN
7	Offer more innovative financial products
8	Ensure greater selectivity in its work
9	Provide more adequate data/knowledge/statistics/figures on Guinea's economy
10	Engage more effectively with civil society (e.g., NGOs, CBOs)
11	Increase the level of capacity development in the country
12	Engage more directly with beneficiaries
13	Improve the quality of its experts as related to Guinea's specific challenges
14	Engage more effectively with private sector
15	Other (please specify): _____

<b>F2. When considering the combination of services that the World Bank Group offers in Guinea, and taking into account its limited level of resources, which ONE of the following do you believe the World Bank Group should offer more of in Guinea? (Select only ONE response)</b>	
1	Financial services
2	Knowledge products
3	Convening services
4	None of the above
5	The combination is appropriate for Guinea
6	Don't know



## SECTION G: COMMUNICATION AND INFORMATION SHARING

G1. How frequently do you interact with the World Bank Group now in Guinea?	
1	Never
2	Less than once a year
3	Once a year to a few times a year
4	Less than once a month
5	At least once a month
6	At least once a week

G2. How do you get most of your information about economic and social development issues in Guinea? (Choose no more than TWO)			
1	Local radio	6	Internet
2	International radio	7	Periodicals
3	Social media (e.g., blogs, Facebook, Twitter, YouTube, Flickr)	8	International television
		9	Local newspapers
4	International newspapers	10	Local leaders (e.g., religious leaders, village chiefs)
5	Local television	11	Other (please specify): _____

G3. How would you prefer to receive information from the World Bank Group? (Choose no more than TWO)			
1	World Bank Group's publications and other written materials	4	Direct contact with World Bank Group (i.e., face to face meetings/discussions)
2	e-Newsletters	5	World Bank Group's website
3	World Bank Group's seminars/workshops/conferences	6	Social media (e.g., blogs, Facebook, Twitter, YouTube, Flickr)

G4. What do you use primarily when visiting a World Bank Group website?	
1	Phone
2	Computer

G5. Over the past SIX MONTHS, on average how often did you do any of the following related to the World Bank Group (WBG)?					
		Every few days	Every few weeks	Every few months	Not at all
1	Read, viewed or heard a story about the WBG in local media (newspaper, magazine, TV, radio)	<input type="checkbox"/>	<input type="checkbox"/>	<input type="checkbox"/>	<input type="checkbox"/>
2	Read, viewed or heard a story about the WBG in global media (newspaper, magazine, TV, radio)	<input type="checkbox"/>	<input type="checkbox"/>	<input type="checkbox"/>	<input type="checkbox"/>
3	Interacted with the WBG on Social Media, Social Network, (e.g., read a post or tweet, liked, commented, shared, retweeted)	<input type="checkbox"/>	<input type="checkbox"/>	<input type="checkbox"/>	<input type="checkbox"/>
4	Visited a WBG website (e.g. read a blog, used data)	<input type="checkbox"/>	<input type="checkbox"/>	<input type="checkbox"/>	<input type="checkbox"/>
5	Attended an event/conference hosted by the WBG	<input type="checkbox"/>	<input type="checkbox"/>	<input type="checkbox"/>	<input type="checkbox"/>
6	Watched a webinar or online event hosted by the WBG	<input type="checkbox"/>	<input type="checkbox"/>	<input type="checkbox"/>	<input type="checkbox"/>
7	Read some or all of a WBG research paper or publication	<input type="checkbox"/>	<input type="checkbox"/>	<input type="checkbox"/>	<input type="checkbox"/>
8	Met professionally with WBG staff	<input type="checkbox"/>	<input type="checkbox"/>	<input type="checkbox"/>	<input type="checkbox"/>

## SECTION H: BACKGROUND INFORMATION

<b>H1. Which of the following best describes your current affiliation? (Select only ONE response)</b>			
1	Office of the President, Prime Minister	11	Private Foundation
2	Office of Minister	12	NGO/Community Based Organization
3	Office of Parliamentarian	13	Media (press, radio, TV, web, etc.)
4	Employee of a Ministry, Ministerial Department or Implementation Agency	14	Independent Government Institution (i.e., Regulatory Agency, Central Bank/oversight institution)
5	Project Management Unit (PMU) overseeing implementation of project/ Consultant/Contractor working on World Bank Group supported project/program	15	Trade Union
6	Local Government Office or Staff	16	Faith-Based Group
7	Bilateral Agency	17	Youth Group
8	Multilateral Agency	18	Academia/Research Institute/Think Tank
9	Private Sector Organization	19	Judiciary Branch
10	Financial Sector/Private Bank	20	Other (please specify): _____

<b>H2. Please identify the primary specialization of your work. (Select only ONE response)</b>			
1	Water	12	Gender
2	Social protection and labor	13	Transport and ICT
3	Fragility, conflict and violence	14	Urban, rural, and social development
4	Environment and natural resources	15	Governance
5	Public-private partnerships	16	Poverty
6	Education	17	Jobs
7	Health, nutrition, and population	18	Agriculture
8	Energy and extractives	19	Climate change
9	Macroeconomics and fiscal management	20	Generalist (specialized in multiple sectors)
10	Trade and competitiveness	21	Other (please specify): _____
11	Finance and markets		

<b>H3. Currently, do you professionally collaborate/work with the World Bank Group (IDA, IFC, MIGA, ICSID) in your country?</b>	
1	Yes
2	No

<b>H4. If yes, which of the following agencies of the World Bank Group do you primarily collaborate/ work with in Guinea? (Select only ONE response)</b>	
1	The World Bank (IDA)
2	The International Finance Corporation (IFC)
3	The Multilateral Investment Guarantee Agency (MIGA)
4	International Centre for Settlement of Investment Disputes (ICSID)

## SECTION H: BACKGROUND INFORMATION

<b>H5. Do your projects involve both the World Bank and the IFC?</b>	
1	Yes
2	No

<b>H6. Which of the following describes most of your exposure to the World Bank Group in Guinea? (Choose no more than TWO)</b>	
1	Observer (i.e., follow in media, discuss in informal conversations, etc.)
2	Use World Bank Group reports/data
3	Engage in World Bank Group related/sponsored events/activities
4	Collaborate as part of my professional duties
5	Use World Bank Group website for information, data, research, etc.

<b>H7. What's your gender?</b>	
1	Female
2	Male

<b>H8. What's your age?</b>	
1	25 and under
2	26-35
3	36-45
4	46-55
5	56 and above

<b>H9. Which best represents your geographic location?</b>	
1	Middle Guinea
2	Upper Guinea
3	Lower Guinea
4	Forest Guinea

**Thank you for completing the survey!**