

# FY 2018 Uganda Country Opinion Survey Report

**THE WORLD BANK GROUP**

Public Opinion Research Group



October 2018



## Acknowledgements

The Uganda Country Opinion Survey is part of the Country Opinion Survey Program series of the World Bank Group. This report was prepared by the Public Opinion Research Group (PORG), led by Sharon Felzer (Senior Communications Officer, Head of PORG). Svetlana Markova, Jessica Cameron, Antonina Redko, and Calita Woods oversaw design, reporting, and analysis. Dania Mendoza, Noreen Wambui, and Irina Popova provided data support. PORG acknowledges the significant contribution from the Uganda country team and the independent fielding agency Start-ups and Project Consult. In particular, PORG is grateful for the support from Sheila Kulubya (Communications Officer) who coordinated the survey related activities from Kampala, Uganda.



Country Opinion Surveys  
THE WORLD BANK GROUP



# Table of Contents

I. Objectives .....	3
II. Methodology.....	3
III. Demographics of the Sample.....	4
IV. General Issues Facing Uganda .....	8
V. Overall Attitudes toward the World Bank Group.....	12
VI. Sectoral Effectiveness.....	18
VII. How the World Bank Group Operates .....	22
VIII. World Bank Group's Knowledge and Instruments .....	28
IX. The Future Role of the World Bank Group in Uganda.....	33
X. Communication and Outreach .....	40
XI. Appendices.....	44

## UGANDA





## I. Objectives

This survey was designed to assist the World Bank Group (WBG) in gaining a better understanding of how stakeholders in Uganda perceive the WBG. The survey explored:

- *General Issues Facing Uganda*
- *Overall Attitudes toward the World Bank Group*
- *World Bank Group's Effectiveness and Results*
- *The World Bank Group's Knowledge Work and Activities*
- *Working with the World Bank Group*
- *The Future Role of the World Bank Group in Uganda*
- *Communication and Information Sharing*
- *Background Information*

## II. Methodology

From April to June 2018, 1406 stakeholders of the WBG in Uganda were invited to provide their opinions on the WBG's work in the country by participating in a Country Opinion Survey. Participants were drawn from the Office of the President, Prime Minister; office of a Minister; office of a Parliamentarian; ministries/ministerial departments/implementation agencies; Project Management Units (PMUs) overseeing implementation of WBG projects; consultants/contractors working on WBG-supported projects/programs; local governments; bilateral and multilateral agencies; private sector organizations; private foundations; the financial sector/private banks; NGOs, community-based organizations, and CSOs; the media; independent government institutions; trade unions; faith-based groups; youth groups; academia/research institutes/think tanks; the judiciary branch; and other organizations.

A total of 657 stakeholders participated in the survey (47% response rate). Respondents received the questionnaires via email, completed the questionnaires with a representative from the local fielding agency, or received the questionnaires via the online survey platform Qualtrics.

Every country that engages in the Country Opinion Survey (COS) must include specific indicator questions that will be aggregated for the World Bank Group's annual Corporate Scorecard. These questions are identified throughout the survey report.

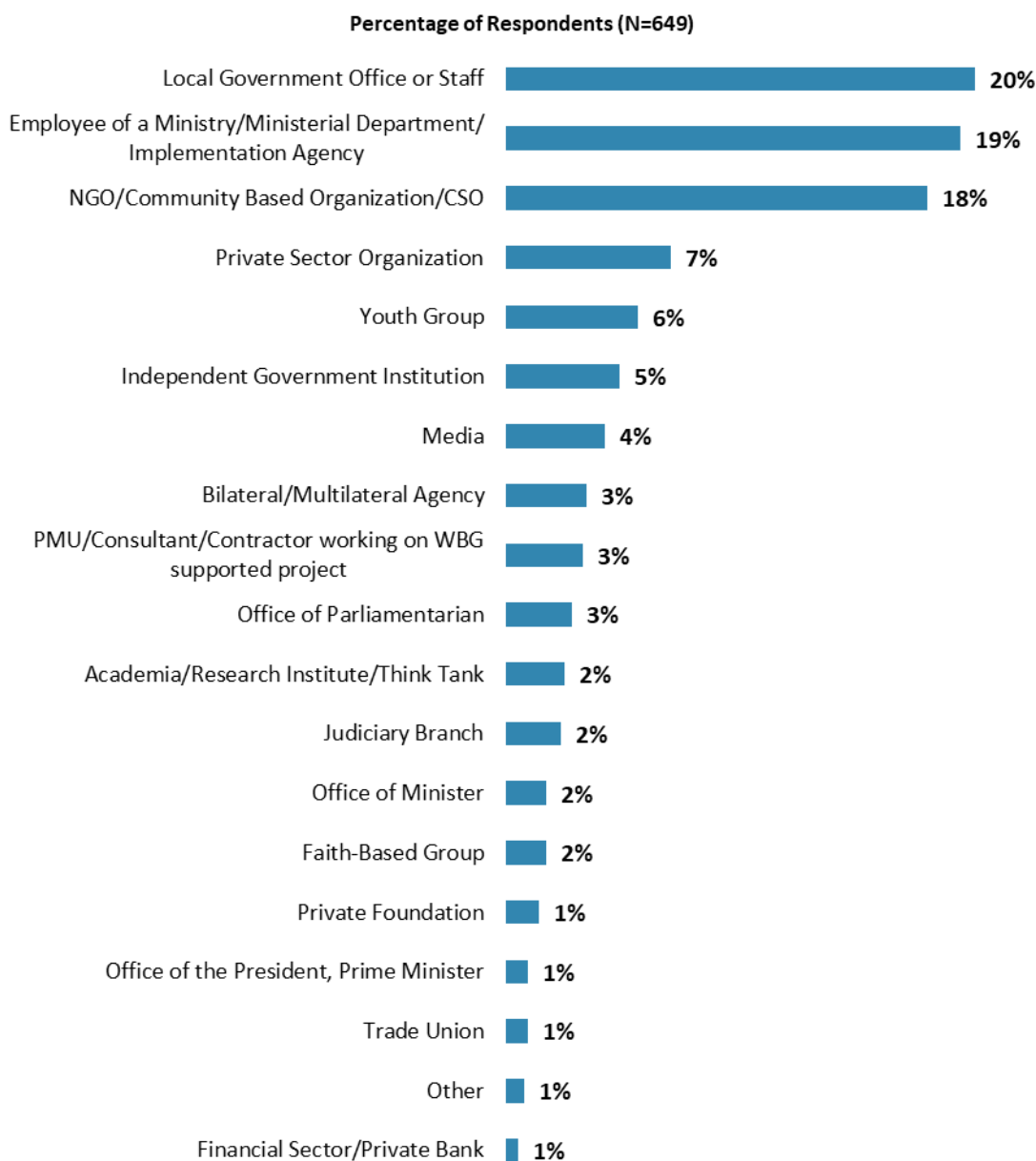
The results in this year's Country Survey were compared to those in the Country Survey conducted in FY'14 (response rate was 54%, N=326). Data were weighted to reach the same stakeholder composition in both years, which allows for year comparisons. Stakeholder groups which were not present in both fiscal years were not included in the comparison. Respondents who belonged to the "other" stakeholder category were not included either. As a result, mean ratings, percentages of respondents, and the total number of respondents in both years are slightly different from those of the original data reported in the FY'14 COS report and the non-weighted data presented in appendices A, B, C, D and F. For the weighted stakeholder breakdown and year comparison results, please refer to Appendix E (page 89).



### III. Demographics of the Sample

#### Current Position

- For further analyses, respondents from the Office of the President/Prime Minister were combined with respondents from the office of a minister; employees of ministries/ministerial departments/implementation agencies, respondents from PMUs, and consultants working on WBG projects were combined; respondents from the financial sector/private banks were combined with those from private sector organizations; and respondents from NGOs/community-based organizations/CSOs, private foundations, and trade unions were combined in the “CSO” category.

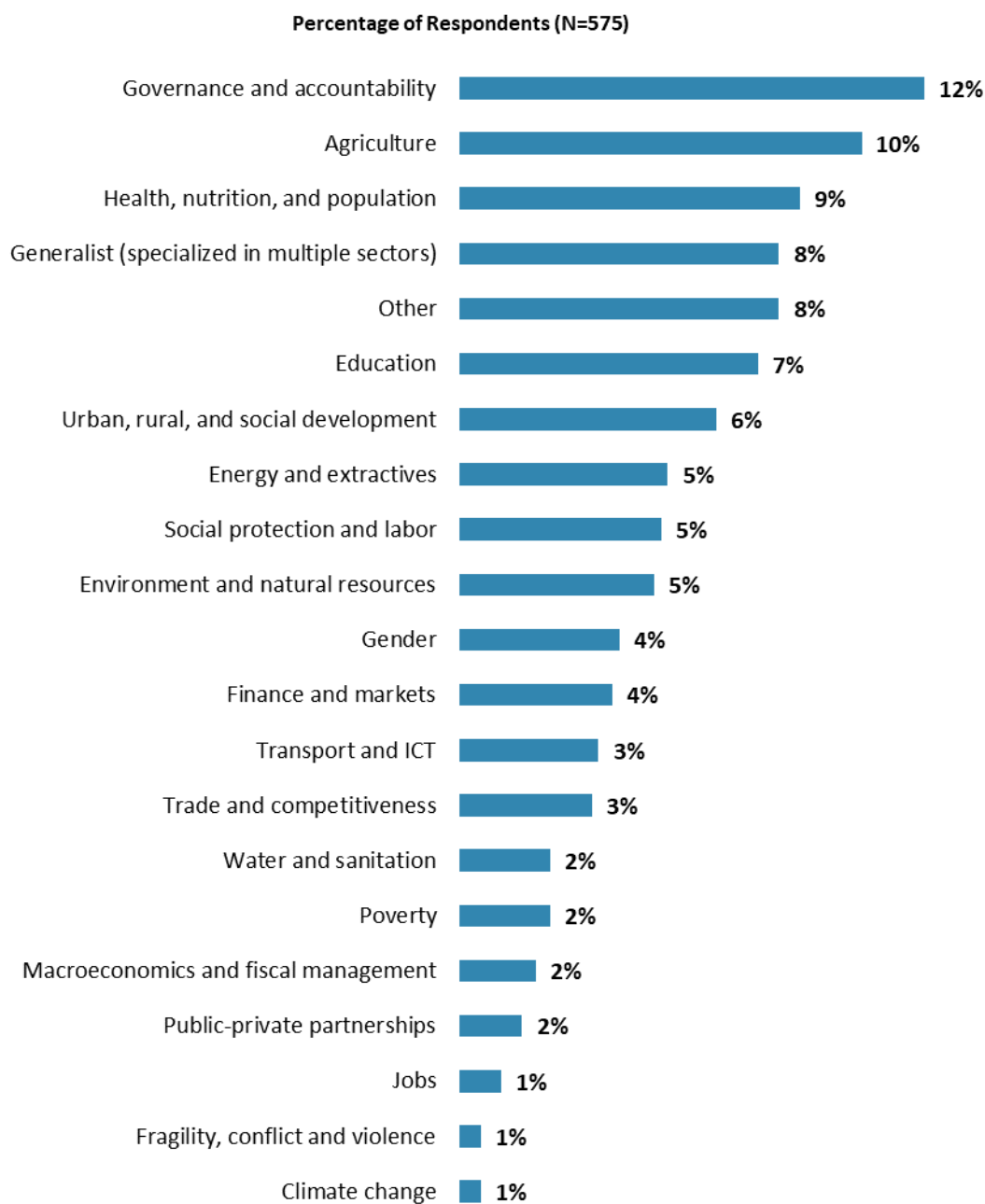


“Which of the following best describes your current position?” (Respondents chose from a list.)



### III. Demographics of the Sample (continued)

#### Area of Primary Specialization



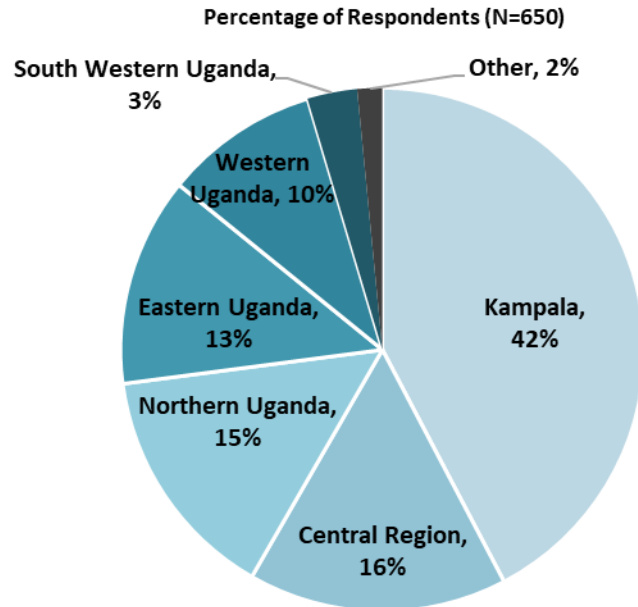
**"Please identify the primary specialization of your work." (Respondents chose from a list.)**



### III. Demographics of the Sample (continued)

#### Geographic Locations

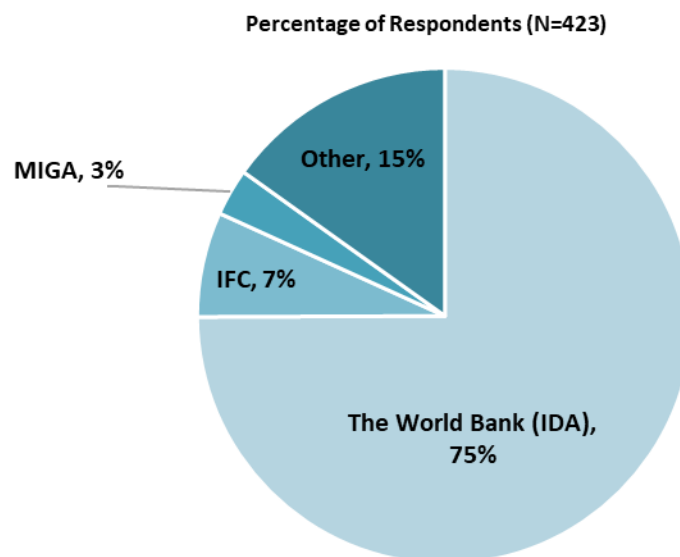
- Geographic location comparisons can be found in Appendix C (page 81).



"Which best represents your geographic location?"  
(Respondents chose from a list.)

---

#### Exposure to Agencies within the World Bank Group




"Which of the following agencies of the World Bank Group do you primarily engage with in Uganda?"  
(Respondents chose from a list.)



### III. Demographics of the Sample (continued)

#### Familiarity with the World Bank Group

- **Year comparison:** Respondents in this year's Country Survey had significantly lower levels of familiarity with the WBG than respondents in the FY'14 Country Survey (weighted mean in FY'18 = 5.6; weighted mean in FY'14 = 6.5).<sup>1</sup>
- Respondents' levels of familiarity with the WBG were significantly, strongly correlated with their ratings of the WBG's overall effectiveness in Uganda, and significantly, moderately correlated with their ratings of the extent to which the WBG plays a relevant role in development in Uganda, and the extent to which the WBG contributes to the country's development results.



**"How familiar are you with the work of the World Bank Group in Uganda?"**  
(1 - "Not familiar at all", 10 - "Extremely familiar")

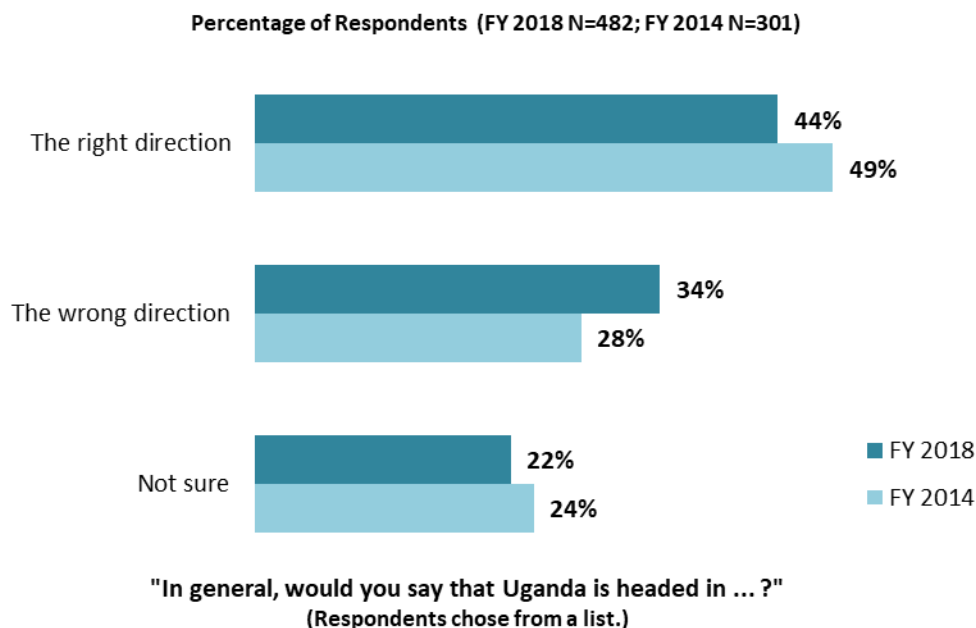
<sup>1</sup> Please refer to Appendix E (page 89) for more details on weighting. The means in the chart were calculated based on un-weighted data.



## IV. General Issues Facing Uganda

### Headed in the Right Direction<sup>2</sup>

- **Stakeholder groups:** In this year's Country Survey, respondents from the office of a parliamentarian and employees of ministries/PMUs/consultants working on WBG projects were significantly more likely to indicate that Uganda is headed in the right direction, while respondents from faith-based groups, bilateral/multilateral agencies, and the media were significantly less positive about the prospects of Uganda.



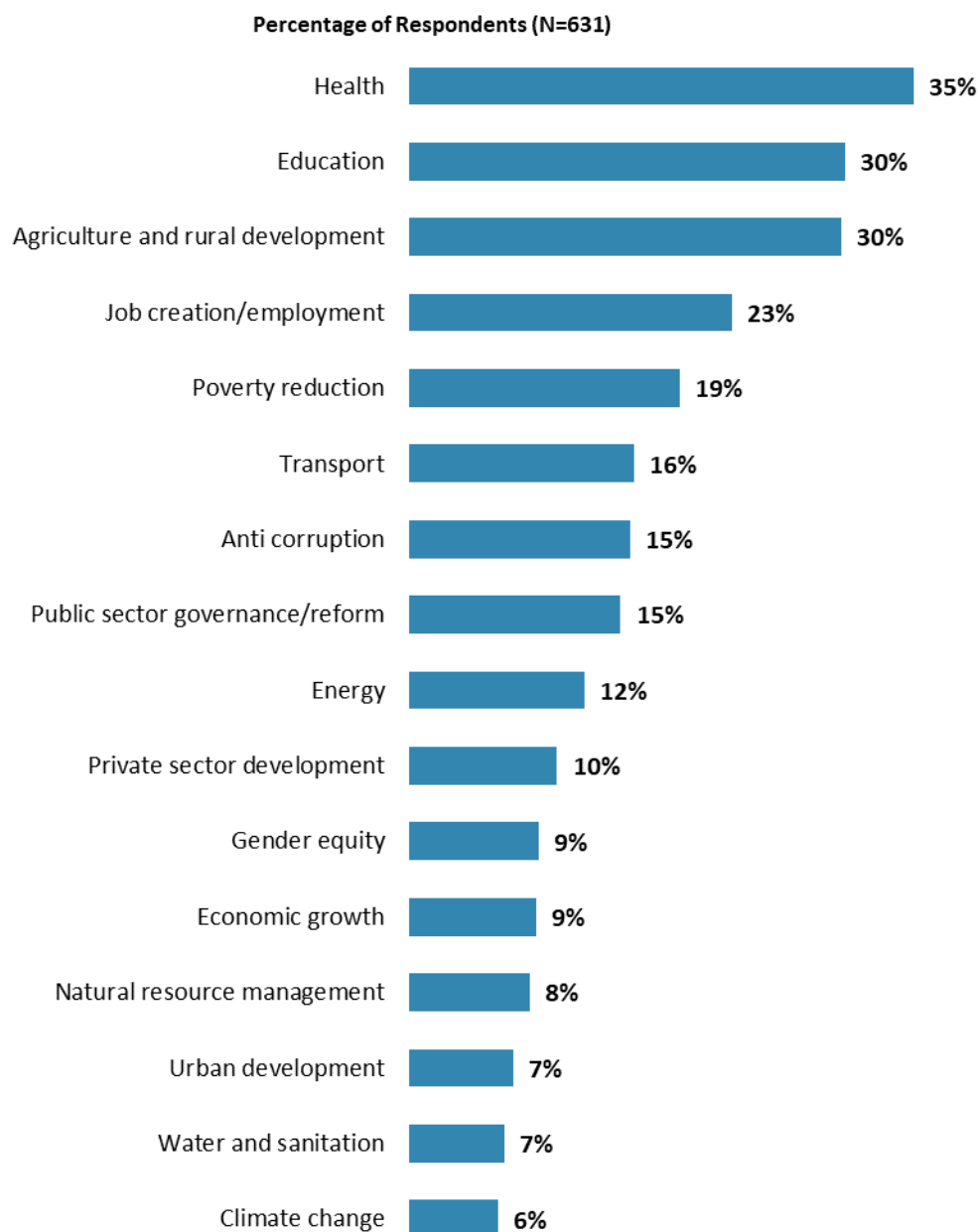
<sup>2</sup> Percentages presented in the chart were calculated based on weighted data from FY'18 and FY'14.



## IV. General Issues Facing Uganda (continued)

### Development Priority

- **Year comparison:** Respondents in the previous FY'14 Country Survey indicated that the most important development priorities in Uganda were “*education*” (33%), “*anti-corruption*” (33%), and “*economic growth*” (32%).



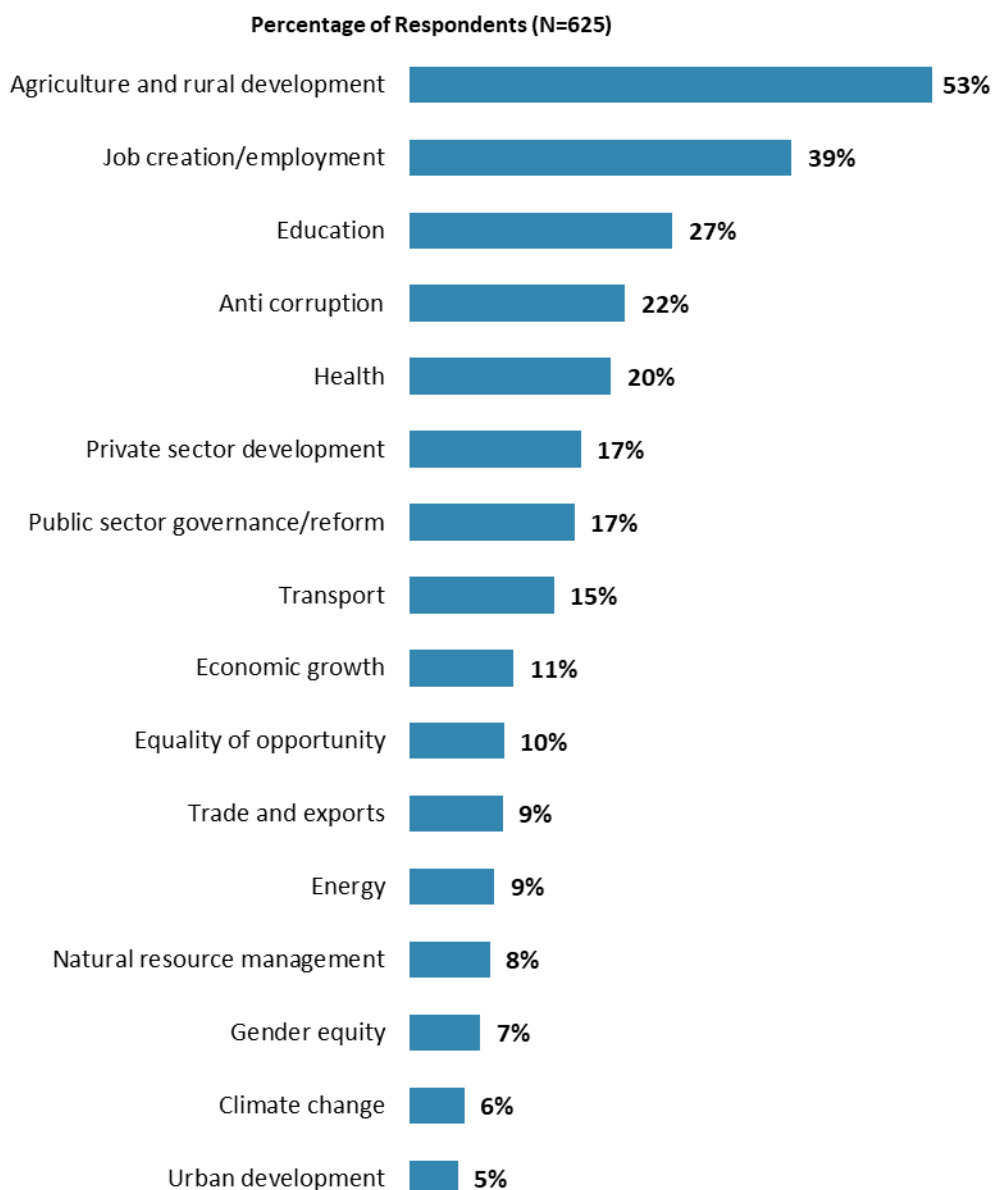
"Listed below are a number of development priorities in Uganda. Please identify which of the following you consider the most important development priorities in Uganda. (Choose no more than THREE)"  
(Respondents chose from a list. Responses combined. Top 16 out of 26 response options shown.)



## IV. General Issues Facing Uganda (continued)

### What Would Contribute Most to Reducing Poverty

- **Year comparison:** In the previous FY'14 Country Survey, respondents indicated that the greatest contributors to poverty reduction in Uganda were “*agricultural development*” (37%), “*education*” (30%), “*rural development*” (29%), “*job creation/employment*” (27%), and “*anti-corruption*” (26%).



**"Poverty reduction is a broad term that encompasses work in many different areas. Which THREE areas of development listed below do you believe would contribute most to reducing poverty in Uganda?**

**(Choose no more than THREE)"**

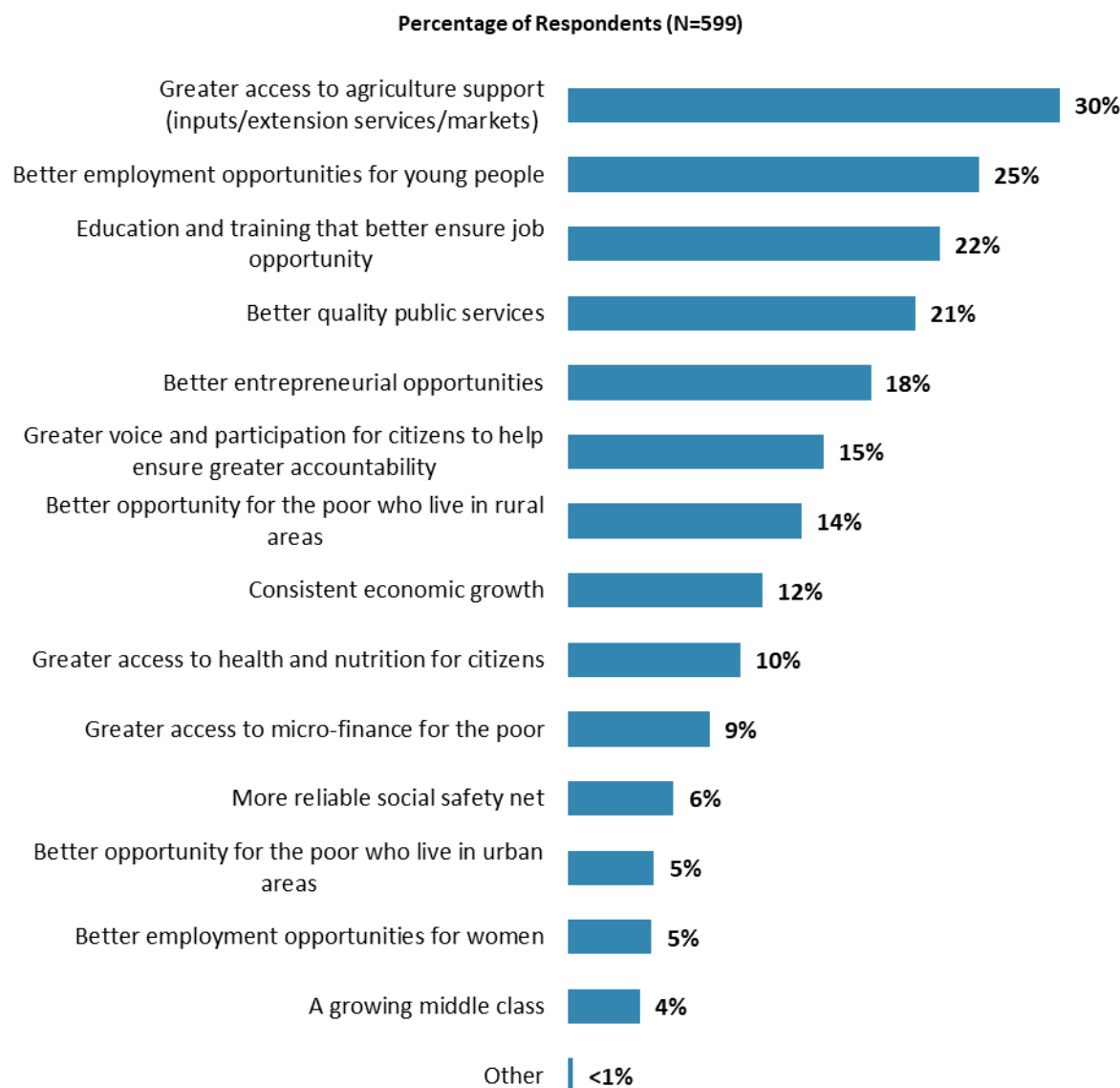
**(Respondents chose from a list. Responses combined. Top 16 out of 25 response options shown.)**



## IV. General Issues Facing Uganda (continued)

### Factors Contributing to “Shared Prosperity”

- **Year comparison:** In the previous FY’14 Country Survey, respondents indicated that shared prosperity in Uganda can be best achieved through “*better employment opportunities for young people*” (38%).



"The World Bank Group's “Shared Prosperity” goal captures two key elements, economic growth and equity. It will seek to foster income growth among the bottom 40 percent of a country's population. Improvement in the Shared Prosperity Indicator requires growth and well-being of the less well-off. When thinking about the idea of “shared prosperity” in your country, which of the following TWO best illustrate how this would be achieved in Uganda? (Choose no more than TWO)"

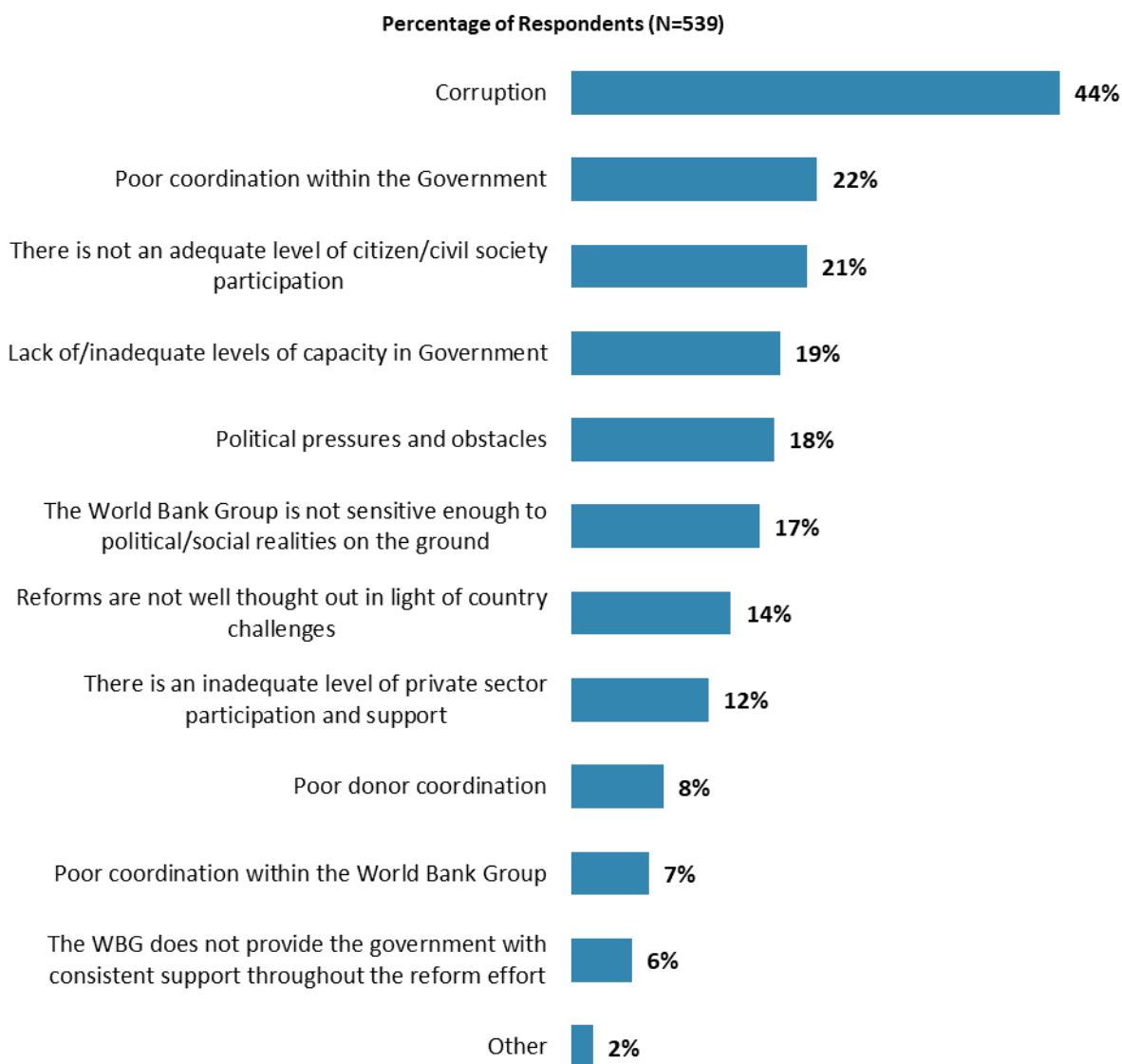
(Respondents chose from a list. Responses combined.)



## V. Overall Attitudes toward the World Bank Group

### Attributing Failed/Slow Reform Efforts

- **Year comparison:** Respondents in the previous FY'14 Country Survey most often attributed failed or slow WBG assisted reform efforts to “*high levels of corruption in the country*” (47%) and to that “*there is not an adequate level of citizen/civil society participation*” (37%).



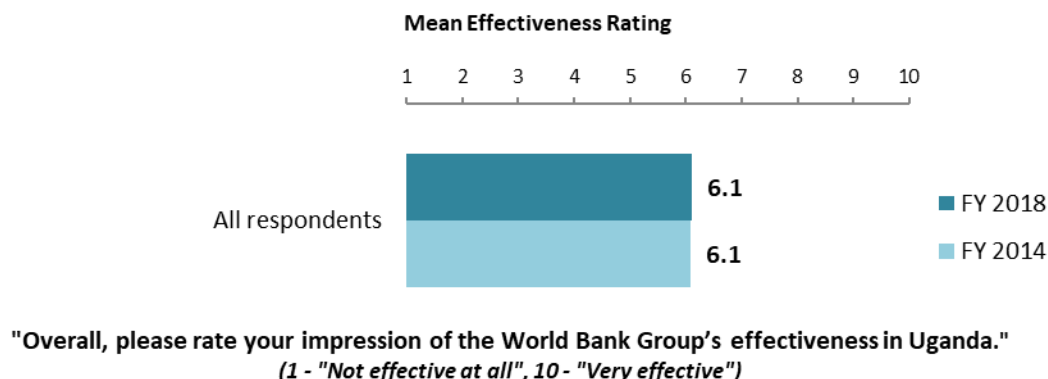
"What causes World Bank Group assisted reform efforts to fail or slow down?  
(Choose no more than TWO)"  
(Respondents chose from a list. Responses combined.)



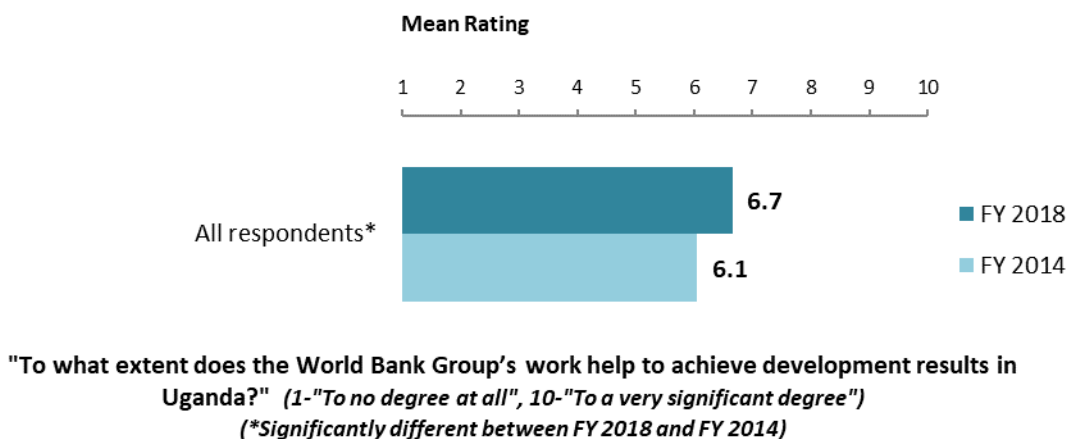
## V. Overall Attitudes toward the World Bank Group (continued)

*As noted in the “Methodology” section, the indicator questions referred to throughout the survey report are questions that are asked in every country that engages in the Country Opinion Survey. These will be aggregated for the World Bank Group’s annual Corporate Scorecard.*

### The World Bank Group’s Overall Effectiveness<sup>3</sup> (Indicator Question)



### Achieving Development Results (Indicator Question)

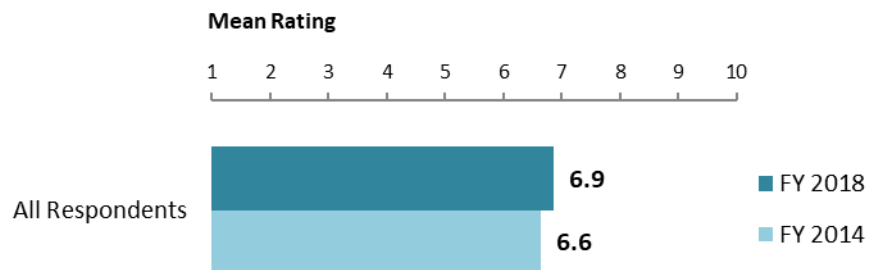


<sup>3</sup> Means presented in the charts on this page were calculated based on weighted data.



## V. Overall Attitudes toward the World Bank Group (continued)

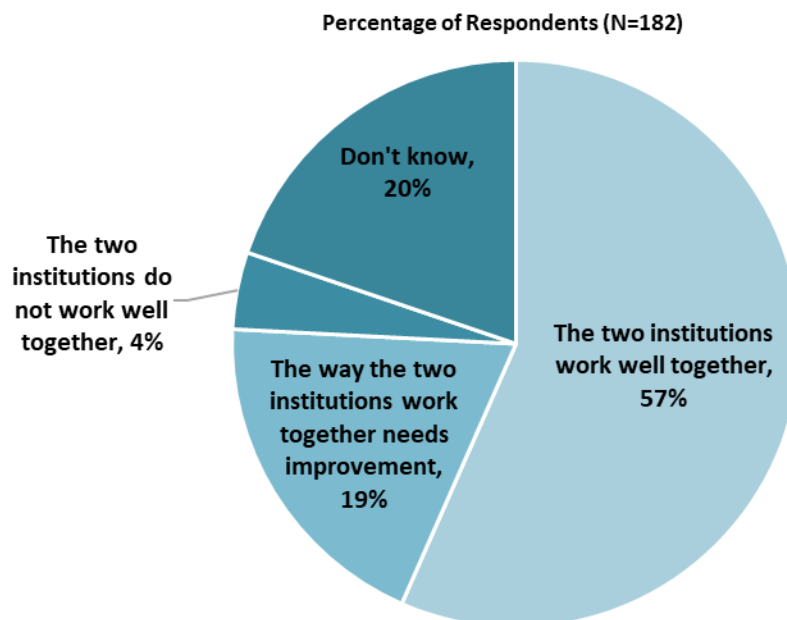
### WBG Staff Preparedness<sup>4</sup>



**"To what extent do you believe the World Bank Group is well qualified (e.g., skills and knowledge) to help Uganda solve its most complicated development challenges?"**  
(1-"To no degree at all", 10-"To a very significant degree")

### The World Bank and the IFC Working Together

- Only those stakeholders who responded "Yes" to the question "*Do your projects involve both the World Bank and the IFC?*" provided their views on the working relationship between the World Bank and the IFC.



**"If your projects involved both the World Bank and the IFC, what was your view of how the two institutions work together in Uganda?"** (Respondents chose from a list.)

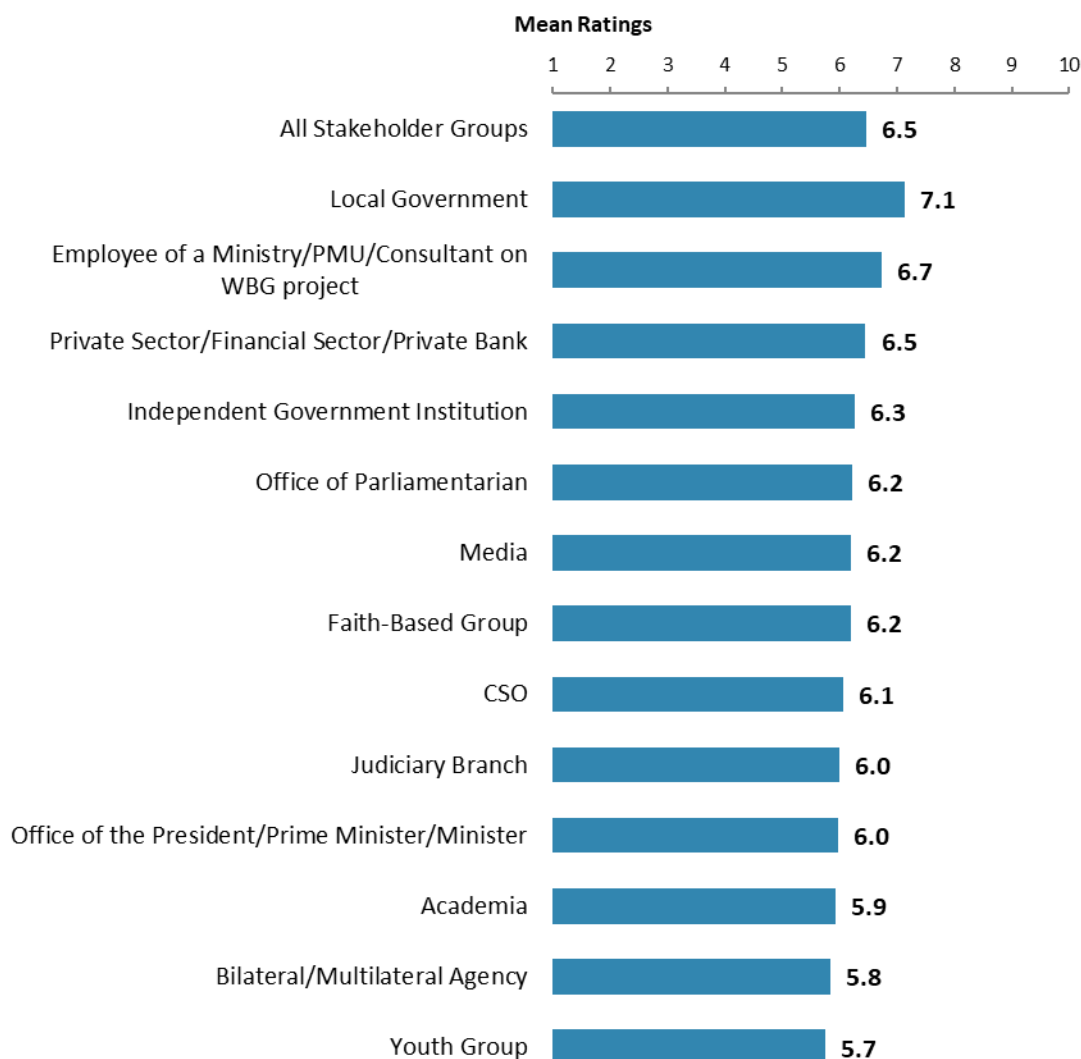
<sup>4</sup> Means presented in the chart were calculated based on weighted data.



## V. Overall Attitudes toward the World Bank Group (continued)

### Overall Ratings for Indicator Questions by Stakeholder Groups

- **Stakeholder groups:** Respondents from local government had the highest mean ratings for the aggregated responses to the twenty-six COS indicator questions, whereas respondents from youth groups had significantly lower mean ratings. Responses for individual indicator questions by stakeholder groups can be found in Appendix B (see page 61).
- **Collaboration:** Respondents who collaborate with the WBG had significantly higher mean ratings for the aggregated responses to the twenty-six COS indicator questions (mean rating = 6.7) compared to respondents who do not collaborate with the WBG (mean rating = 6.3). Responses for individual indicator questions by exposure to the WBG can be found in Appendix F (page 95).



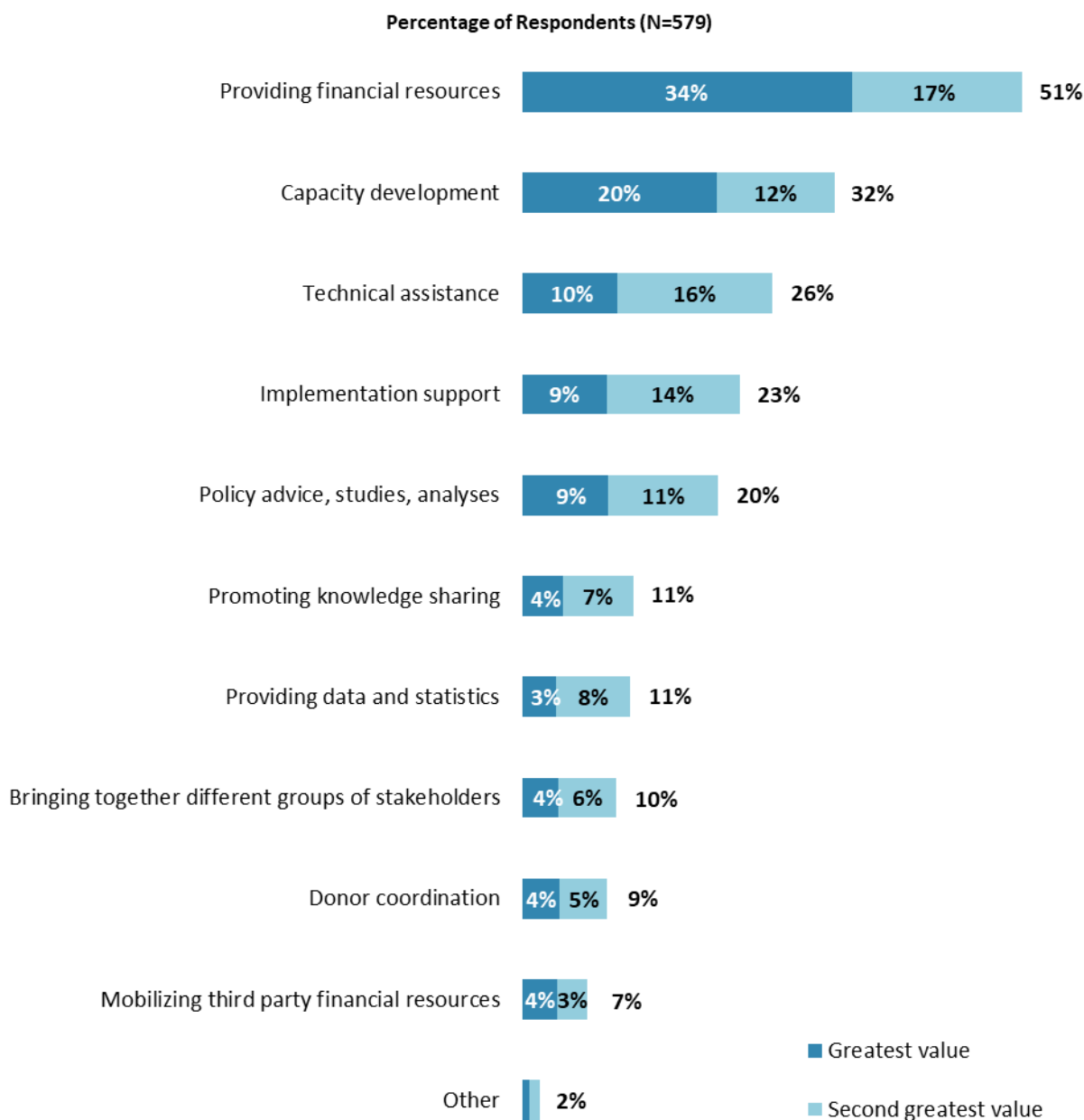
Mean Ratings for All Indicator Questions by Stakeholder Groups on a Scale from 1 to 10



## V. Overall Attitudes toward the World Bank Group (continued)

### Greatest Value

- **Year comparison:** Respondents in the previous FY'14 Country Survey indicated that the WBG's greatest values to Uganda were its "*financial resources*" (51%) and "*capacity development*" (48%).



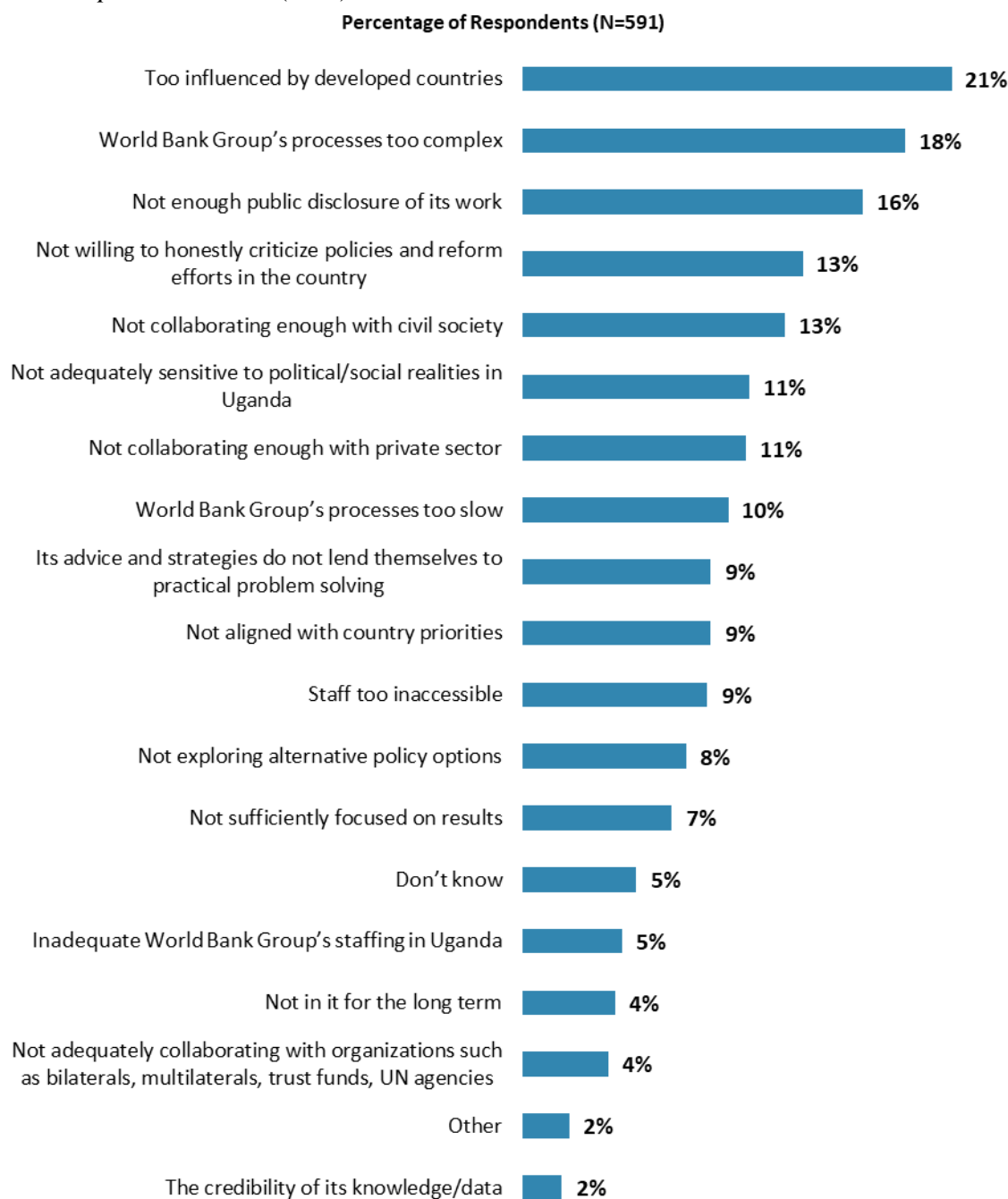
"When thinking about the World Bank Group's role, which activity do you believe is of greatest VALUE and which activity is of second greatest value in Uganda?"  
(Respondents chose from a list.)



## V. Overall Attitudes toward the World Bank Group (continued)

### Greatest Weakness

- **Year comparison:** Respondents in the previous FY'14 Country Survey indicated that the WBG's greatest weakness in its work in Uganda was being "*too influenced by developed countries*" (29%).

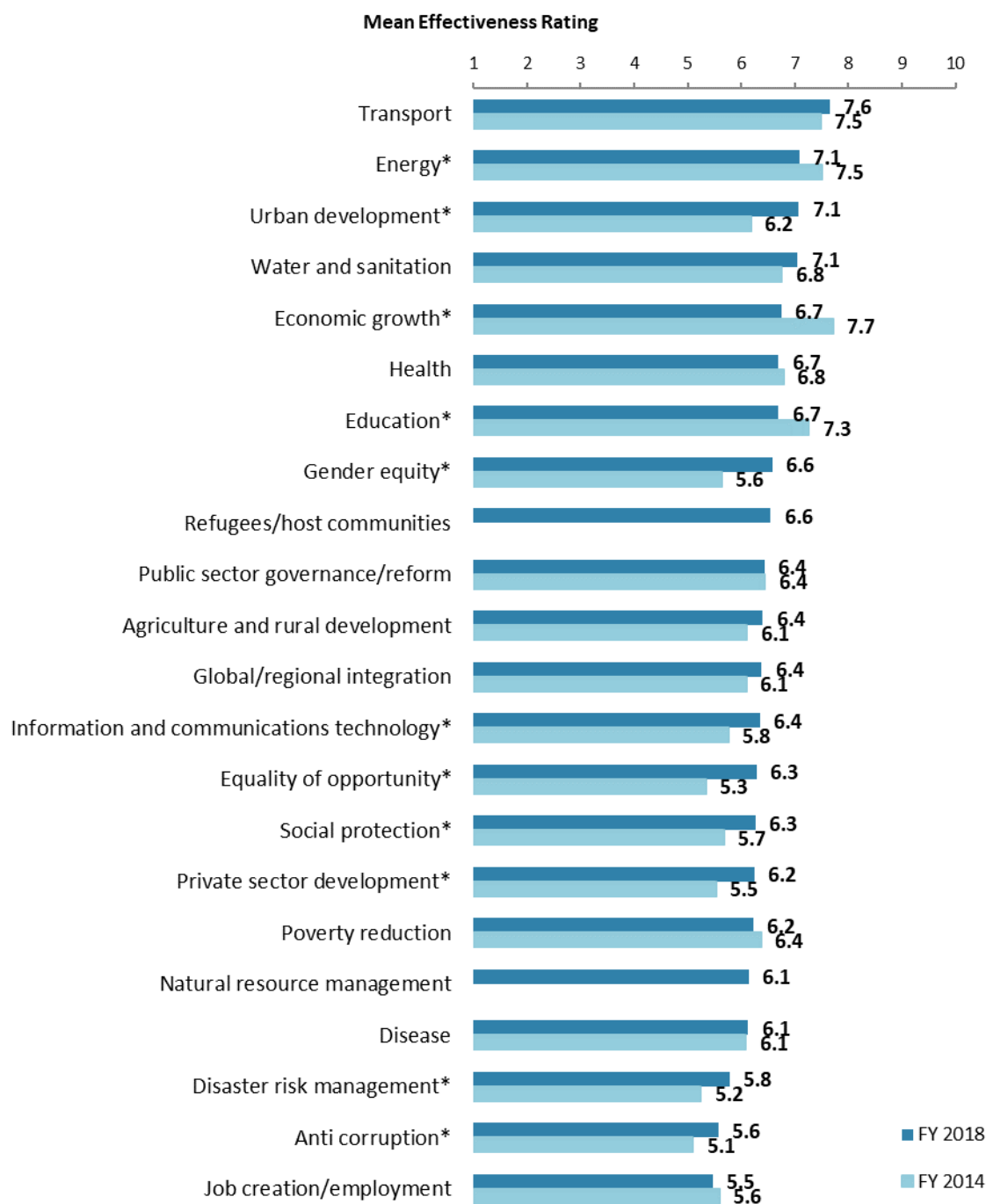


"Which of the following do you identify as the World Bank Group's greatest WEAKNESSES in its work in Uganda? (Choose no more than TWO)" (Respondents chose from a list. Responses combined.)



## VI. Sectoral Effectiveness

### Effectiveness of WBG's Support in Sectoral Areas: Year Comparison<sup>5</sup>



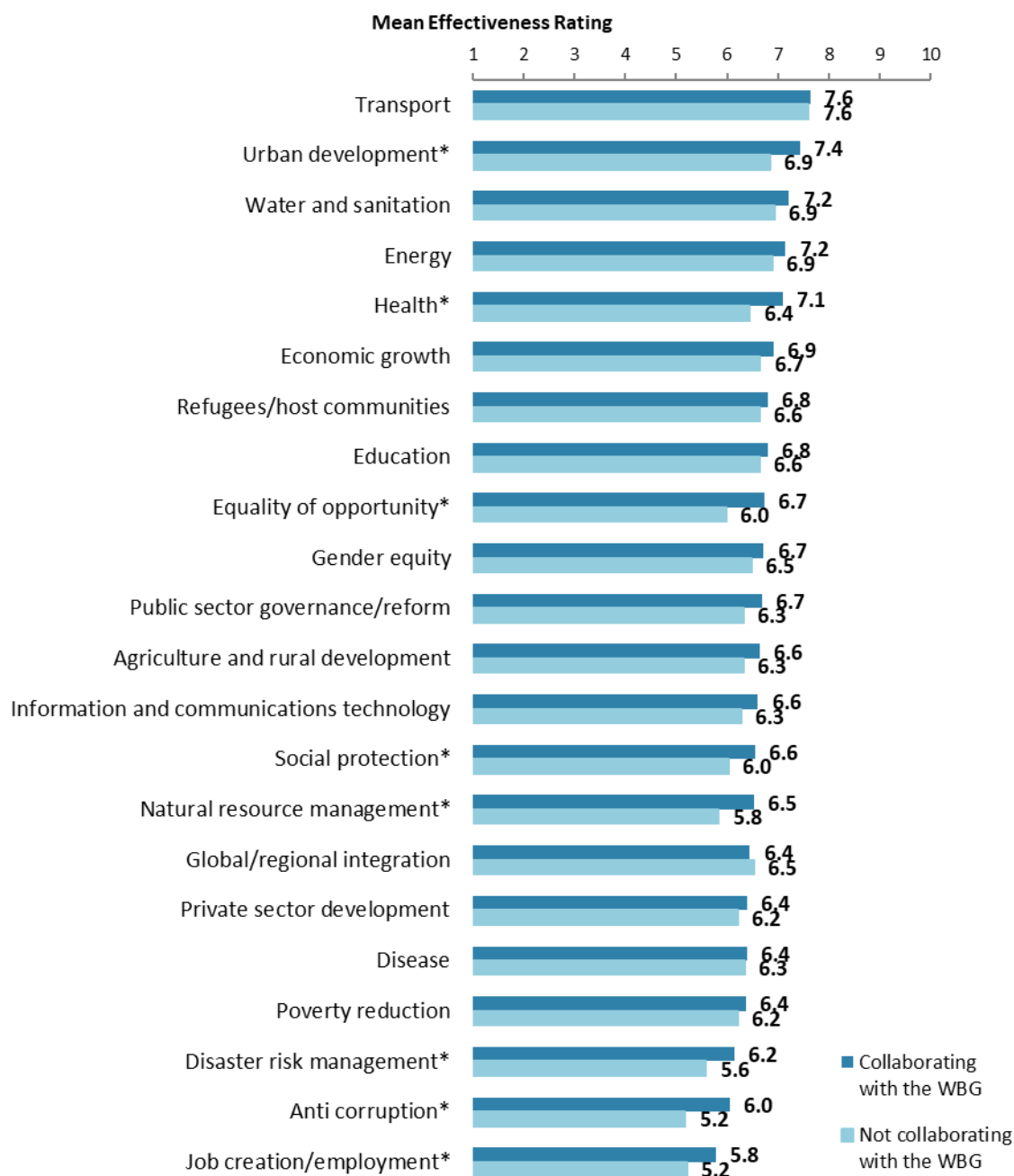
**"How EFFECTIVE is the World Bank Group in terms of the work it does in the following areas of development in Uganda?" (1-"Not effective at all", 10-"Very effective")**  
*(\*Significantly different between FY 2018 and FY 2014)*

<sup>5</sup> Means presented in this chart were calculated based on weighted data. See Appendix E for details.



## VI. Sectoral Effectiveness (continued)

### Effectiveness of WBG's Support in Sectoral Areas: Collaboration<sup>6</sup>



**"How EFFECTIVE is the World Bank Group in terms of the work it does in the following areas of development in Uganda?" (1-"Not effective at all", 10-"Very effective")**  
*(\*Significantly different between collaborators and non-collaborators with the WBG)*

<sup>6</sup> Note in the Appendix on the sectoral effectiveness (Appendix A, page 45) that primarily informed stakeholders responded to this question. Respondents were given the option of "don't know" if they did not have exposure to the WBG's work in certain development areas.



## VI. Sectoral Effectiveness (continued)

### Drivers of Effectiveness

To determine the key drivers of respondents' ratings of the World Bank Group's overall effectiveness and ratings of its ability to help achieve development results in Uganda, bivariate correlational analyses were conducted using respondents' ratings of the twenty-two specific areas of effectiveness.

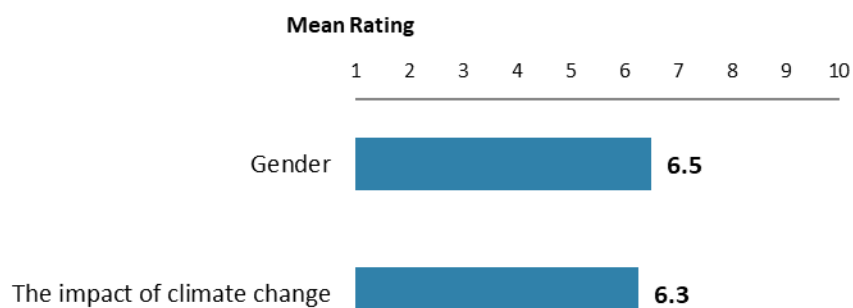
Correlational analyses, however, are not able to tell us exactly what is causing respondents' ratings of the World Bank Group's overall effectiveness or ratings of its ability to help achieve development results. Rather, these analyses tell us that as ratings of effectiveness in one area increase, respondents' ratings of the WBG's overall effectiveness increase, or as ratings of effectiveness in one area increase, ratings of the WBG's ability to help achieve development results increase. Thus, it can be inferred that respondents' perceptions of effectiveness in one specific area are related to, or drive, respondents' perceptions of the WBG's overall effectiveness or perceptions of the WBG's ability to help achieve development results.

- Overall Effectiveness: Those specific areas with the highest Pearson Product-Moment correlations were determined to be the most closely related to perceptions of the WBG's overall effectiveness, suggesting that ratings of effectiveness in those specific areas are drivers of perceptions of the WBG's overall effectiveness in Uganda. The areas determined to be key drivers from these analyses were:
  - The WBG's effectiveness at social protection; and
  - The WBG's effectiveness at gender equity.
- Achieving Development Results: Those specific areas with the highest Pearson Product-Moment correlations were determined to be the most closely related to perceptions of the WBG's ability to help achieve development results in Uganda, suggesting that ratings of effectiveness in those specific areas are drivers of perceptions of the WBG's ability to help achieve development results. The area determined to be key driver from these analyses was:
  - The WBG's effectiveness at economic growth;
  - The WBG's effectiveness at urban development; and
  - The WBG's effectiveness at public sector governance/reform; and
  - The WBG's effectiveness at social protection.



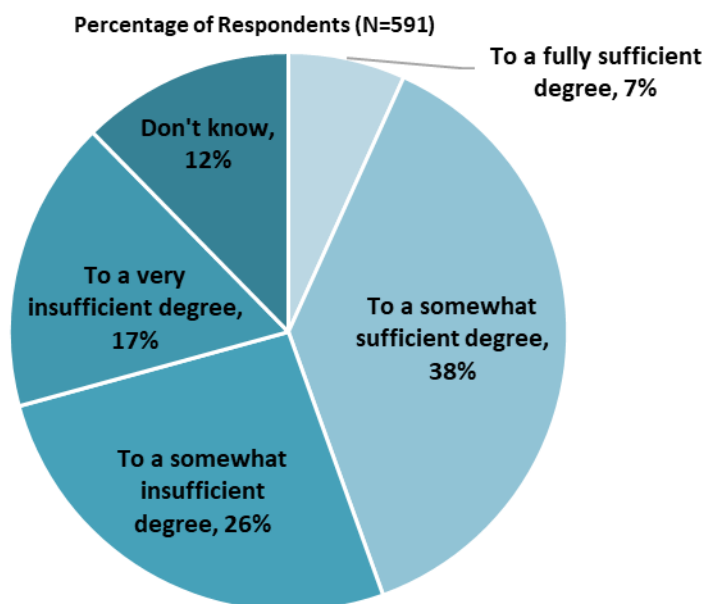
## VI. Sectoral Effectiveness (continued)

### WBG's Impact on Gender and Climate Change



"In Uganda, to what extent do the World Bank Group's financial resources, advice, and knowledge influence policy related to ... ?"  
(1-"To no degree at all", 10-"To a very significant degree")

### Helping the Poorest

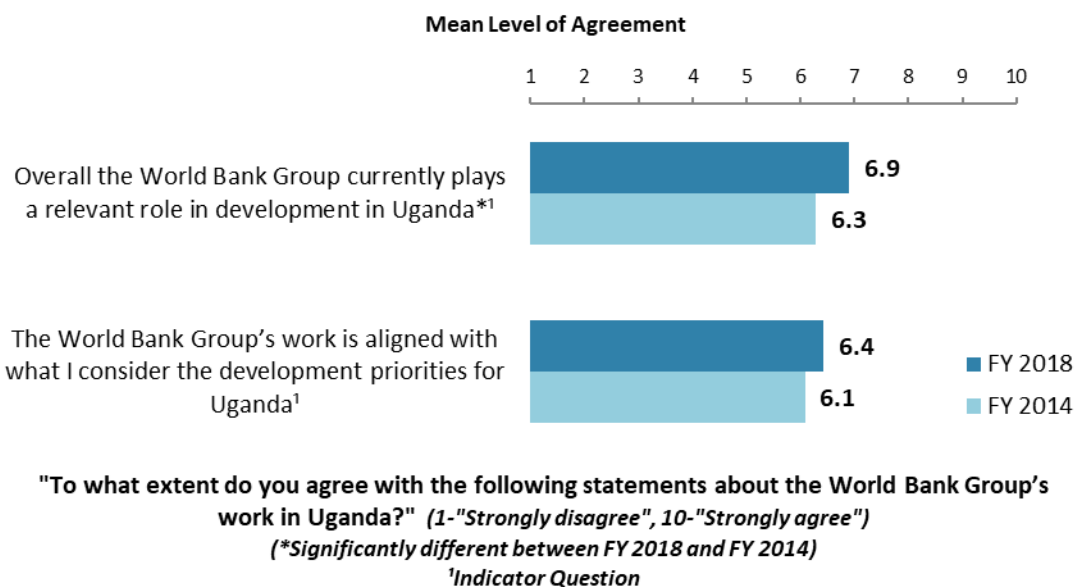


"To what extent do you believe that the World Bank Group's work and support help the poorest in Uganda?" (Respondents chose from a list.)

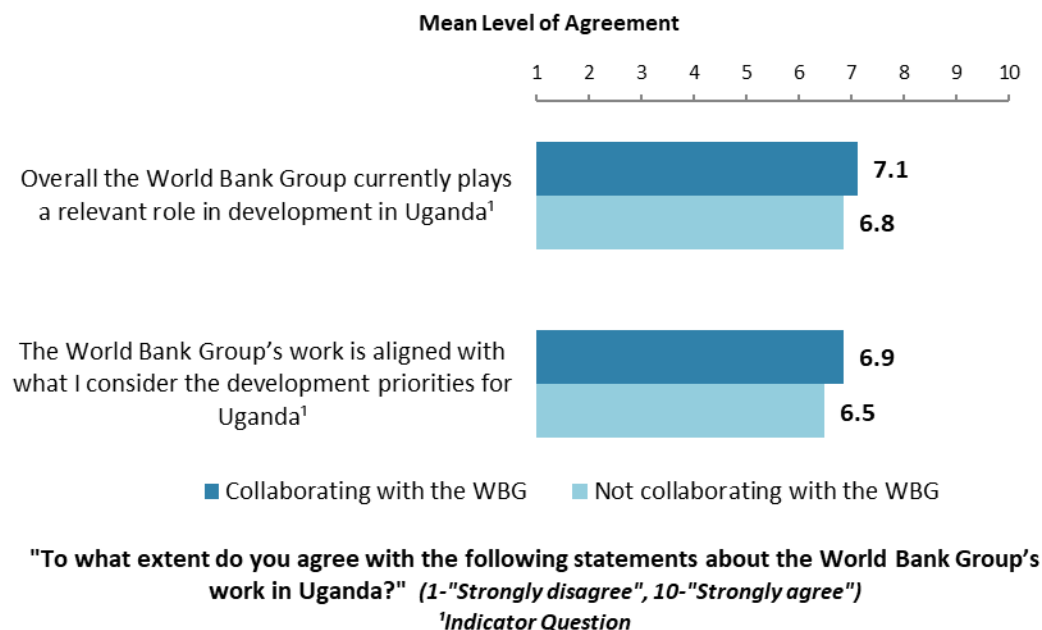


## VII. How the World Bank Group Operates

### The World Bank Group's Work in Uganda: Year Comparison<sup>7</sup>



### The World Bank Group's Work in Uganda: Collaboration

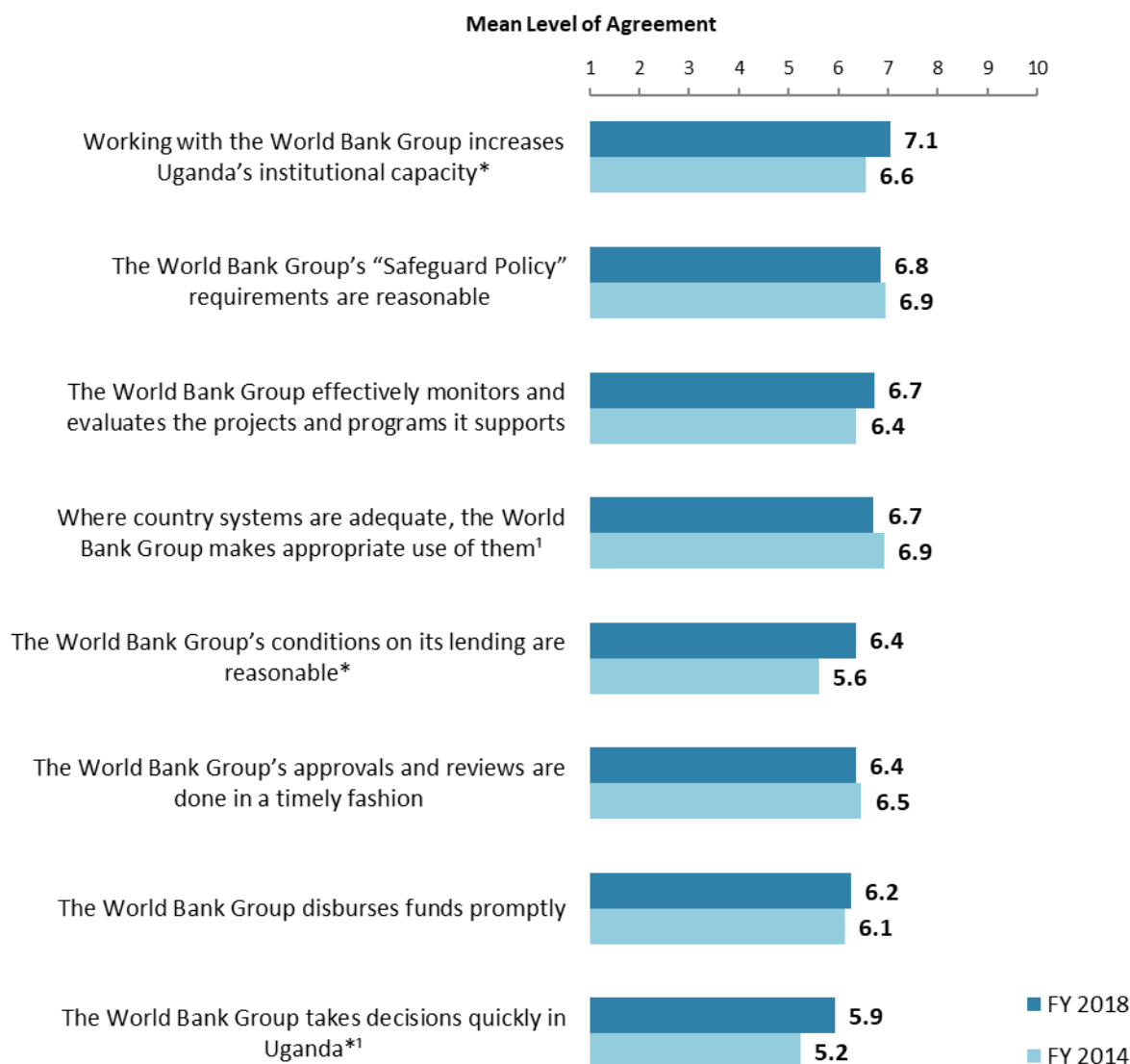


<sup>7</sup> Means in the chart were calculated based on weighted data.



## VII. How the World Bank Group Operates (continued)

### Overall Perceptions: Year Comparison<sup>8</sup>



"To what extent do you agree/disagree with the following statements?"

(1-"Strongly disagree", 10-"Strongly agree")

(\*Significantly different between FY 2018 and FY 2014)

<sup>1</sup>Indicator Question

<sup>8</sup> Means in the chart were calculated based on weighted data.



## VII. How the World Bank Group Operates (continued)

### Overall Perceptions: Collaboration



**"To what extent do you agree/disagree with the following statements?"**  
(1-"Strongly disagree", 10-"Strongly agree")  
(\*Significantly different between collaborators and non-collaborators with the WBG)  
<sup>1</sup>Indicator Question



## VII. How the World Bank Group Operates (continued)

### The WBG as an Effective Development Partner: Year Comparison<sup>9</sup>



"To what extent is the World Bank Group an effective development partner in Uganda, in terms of each of the following?" (1-"To no degree at all", 10-"To a very significant degree")

(\*Significantly different between FY 2018 and FY 2014)

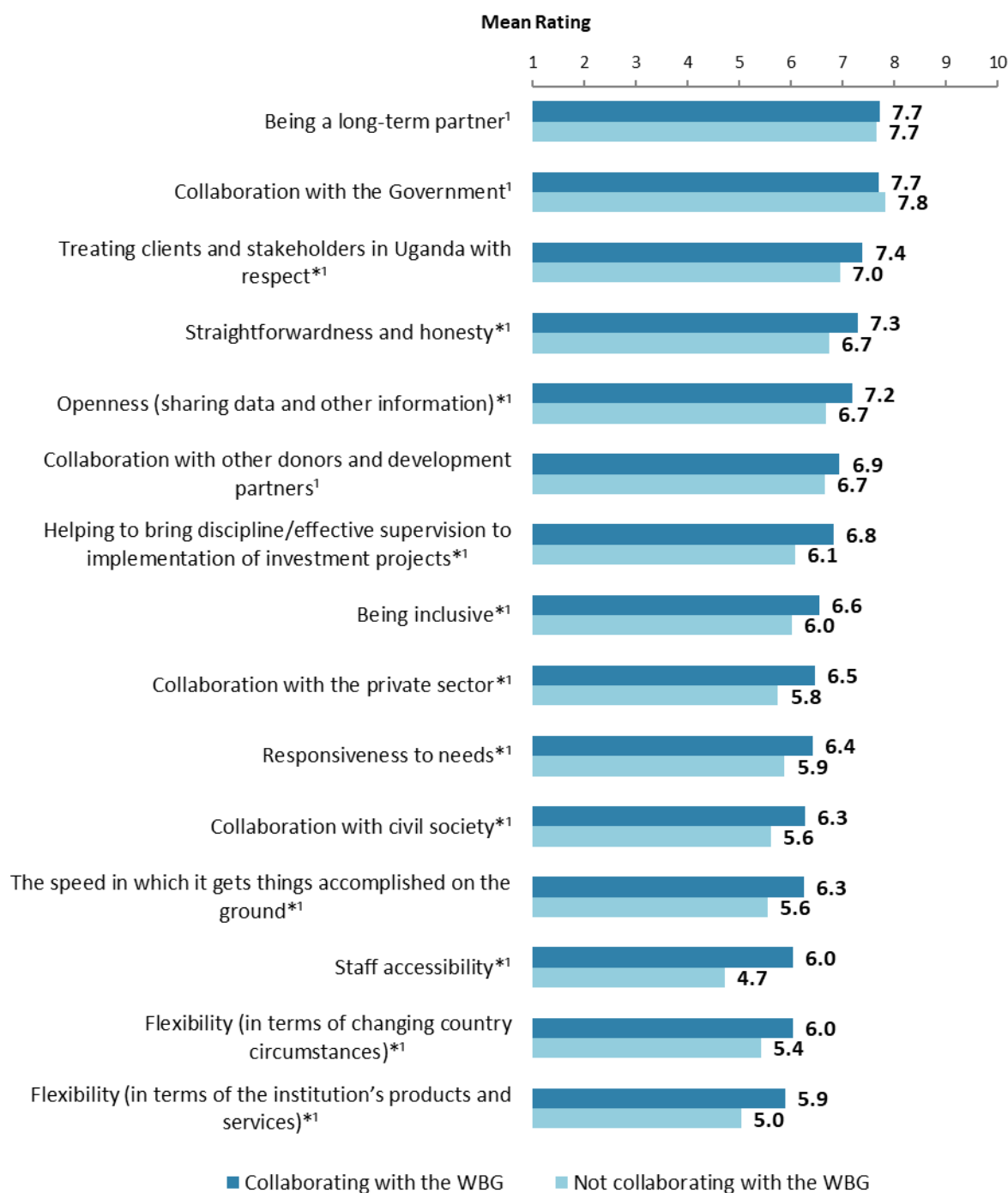
<sup>1</sup>Indicator Question

<sup>9</sup> Means in the chart were calculated based on weighted data.



## VII. How the World Bank Group Operates (continued)

### The WBG as an Effective Development Partner: Collaboration



**"To what extent is the World Bank Group an effective development partner in Uganda, in terms of each of the following?" (1-"To no degree at all", 10-"To a very significant degree")**

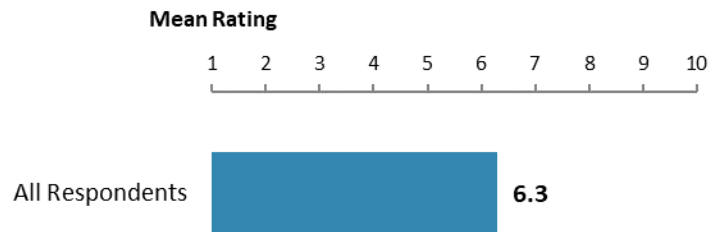
(\*Significantly different between collaborators and non-collaborators with the WBG)

<sup>1</sup>Indicator Question



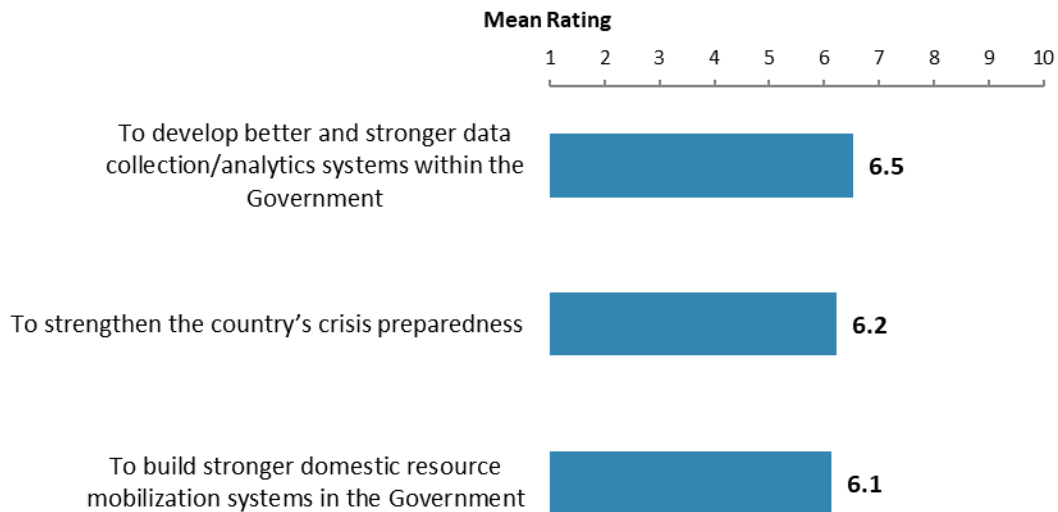
## VII. How the World Bank Group Operates (continued)

### Mobilizing Finance for Development from Private Sector Sources



"How effectively does the World Bank Group help Uganda to mobilize finance for development from private sector sources?" (1-"Not effectively at all", 10-"Very effectively")

### Effectiveness of WBG's Support



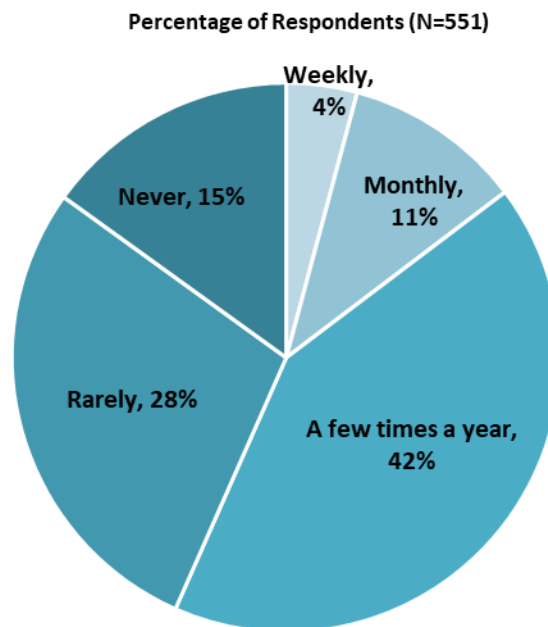
"How effectively does the World Bank Group support Uganda's efforts ... ?" (1-"Not effectively at all", 10-"Very effectively")



## VIII. World Bank Group's Knowledge and Instruments

### Frequency of Consulting WBG Knowledge Work and Activities

- **Stakeholder groups:** Employees of ministries/PMUs/consultants on WBG projects and respondents from the media indicated the most frequent usage of the WBG's knowledge work and activities ("*weekly/monthly*") compared to respondents from other stakeholder groups.

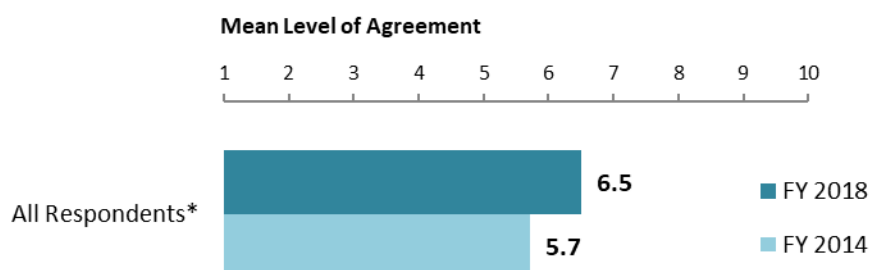


"How frequently do you consult World Bank Group's knowledge work and activities in the work you do?"  
(Respondents chose from a list.)



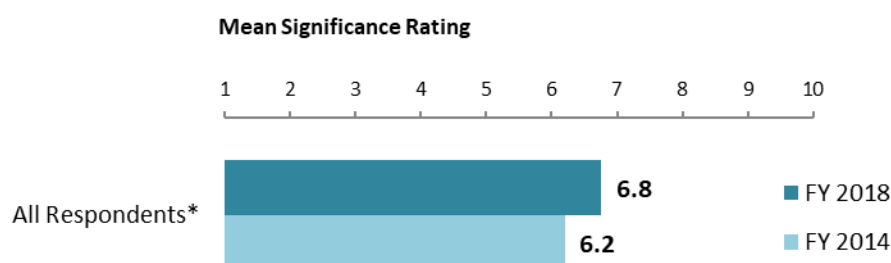
## VIII. World Bank Group's Knowledge and Instruments (continued)

### Meeting Uganda's Knowledge Needs<sup>10</sup> (*Indicator Question*)



"The World Bank Group meets Uganda's needs for knowledge services (e.g., research, analysis, data, technical assistance)." (1-"Strongly disagree", 10-"Strongly agree")  
(\*Significantly different between FY 2018 and FY 2014)

### Contribution of the WBG's Knowledge Work and Activities (*Indicator Question*)



"Overall, how significant a contribution do you believe the World Bank Group's knowledge work and activities make to development results in your country?"  
(1-"Not significant at all", 10-"Very significant")  
(\*Significantly different between FY 2018 and FY 2014)

### Technical Quality of the WBG's Knowledge Work and Activities (*Indicator Question*)



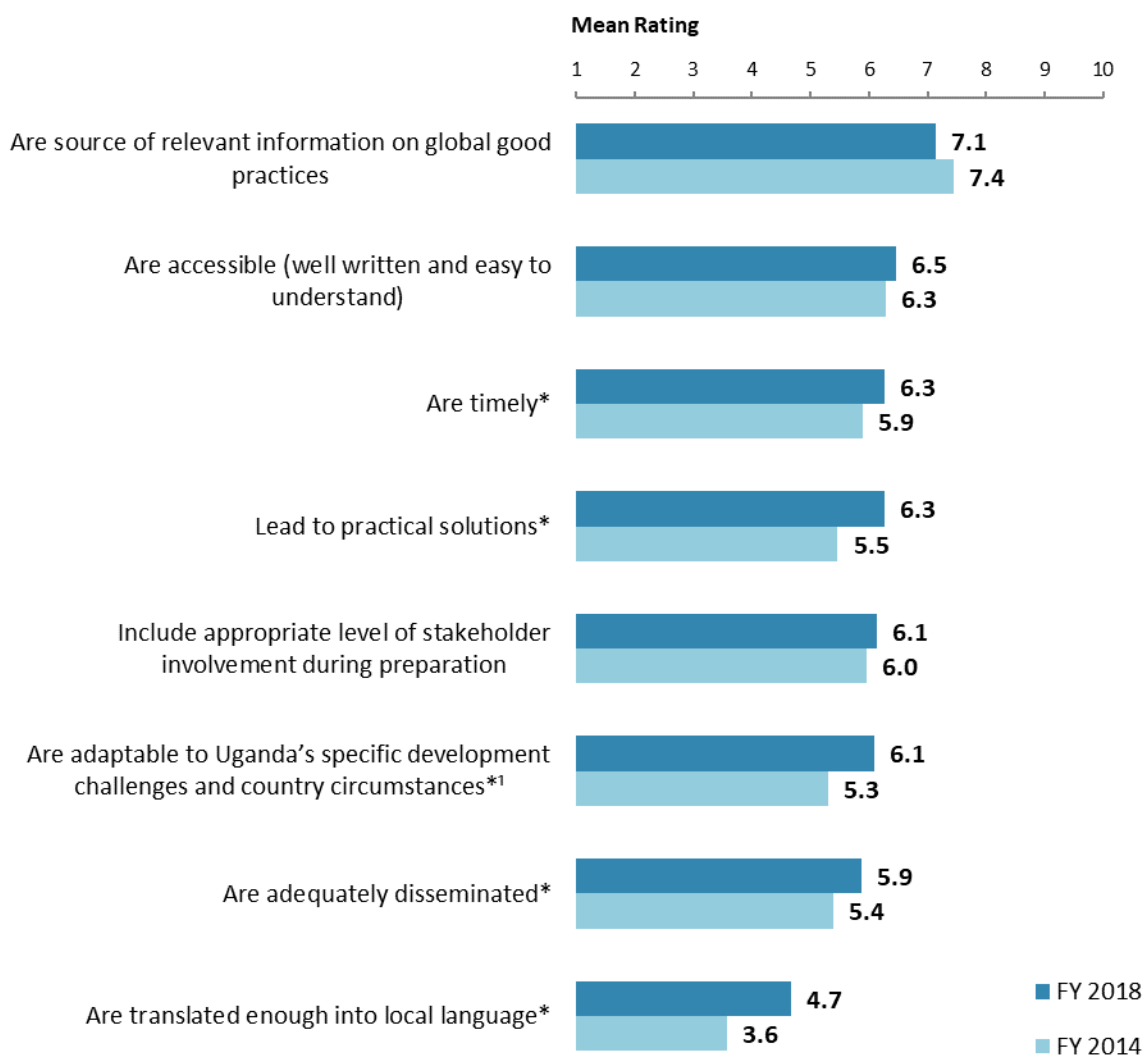
"Overall, how would you rate the technical quality of the World Bank Group's knowledge work and activities?" (1-"Very low technical quality", 10-"Very high technical quality")  
(\*Significantly different between FY 2018 and FY 2014)

<sup>10</sup> Means in the charts on this page were calculated based on weighted data.



## VIII. World Bank Group's Knowledge and Instruments (continued)

### Qualities of the WBG's Knowledge Work and Activities<sup>11</sup>



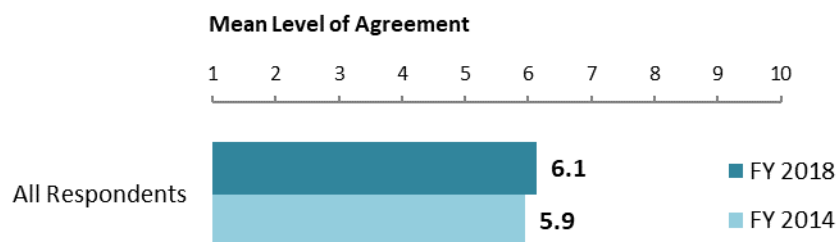
**"In Uganda, to what extent do you believe that the World Bank Group's knowledge work and activities:" (1-"To no degree at all", 10-"To a very significant degree")**  
**(\*Significantly different between FY 2018 and FY 2014)**  
**<sup>1</sup>Indicator Question**

<sup>11</sup> Means in the chart were calculated based on weighted data.



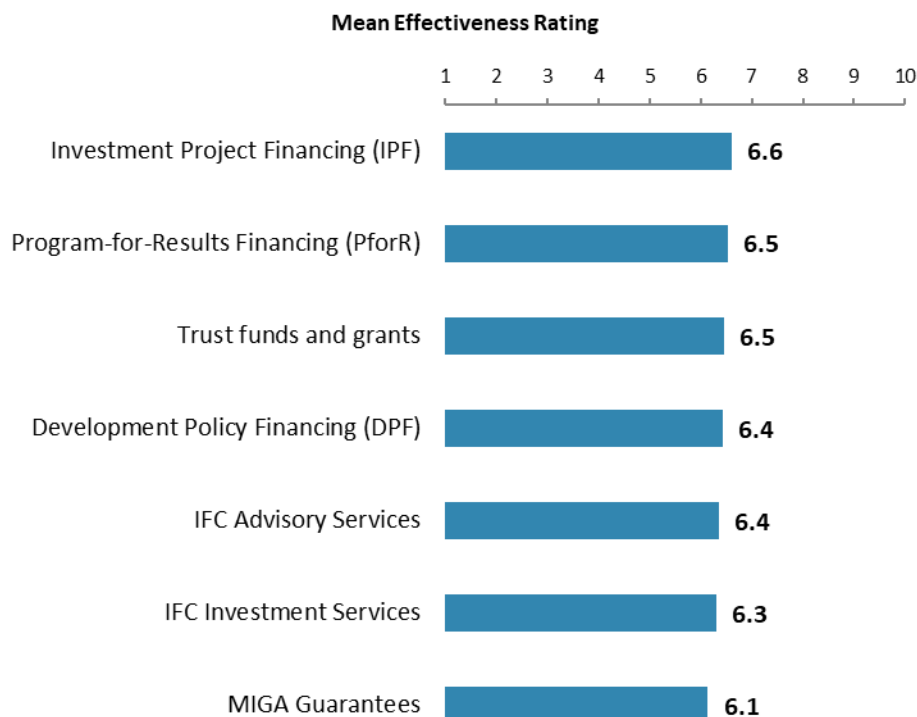
## VIII. World Bank Group's Knowledge and Instruments (continued)

### Meeting Uganda's Needs for Financial Instruments<sup>12</sup> (Indicator Question)



**"The World Bank Group's financial instruments (i.e., investment lending, Development Policy Loan, Trust Funds, Program-for-Results, etc.) meet the needs of Uganda."**  
(1-"Strongly disagree", 10-"Strongly agree")

### Effectiveness of WBG's Instruments



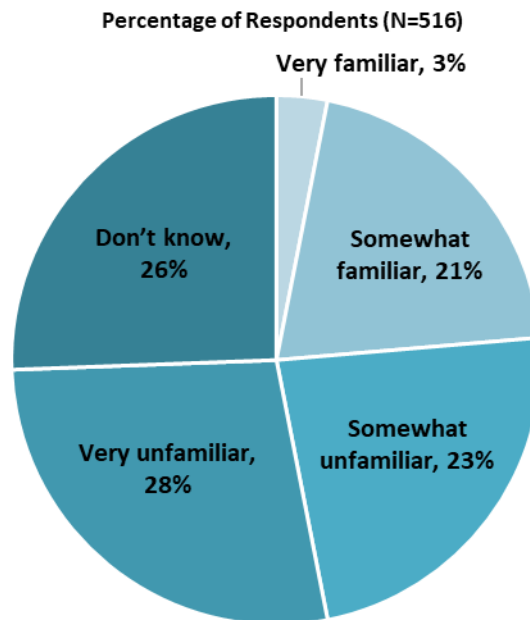
**"How EFFECTIVE do you believe the following World Bank Group's instruments are in supporting the Uganda Government's efforts to reduce poverty?"**  
(1 - "Not effective at all", 10 - "Very effective")

<sup>12</sup> Means in the chart were calculated based on weighted data.



## VIII. World Bank Group's Knowledge and Instruments (continued)

### Familiarity with WBG's New Financial Instruments



"As part of IDA18, the World Bank Group has expanded (or developed) a number of financial instruments to respond to challenges in IDA countries. These include the Crisis Response Window (CRW), Pandemic Emergency Finance Facility (PEF), Catastrophe Deferred Draw Down Option (CAT-DDO), and the Private Sector Window (PSW).

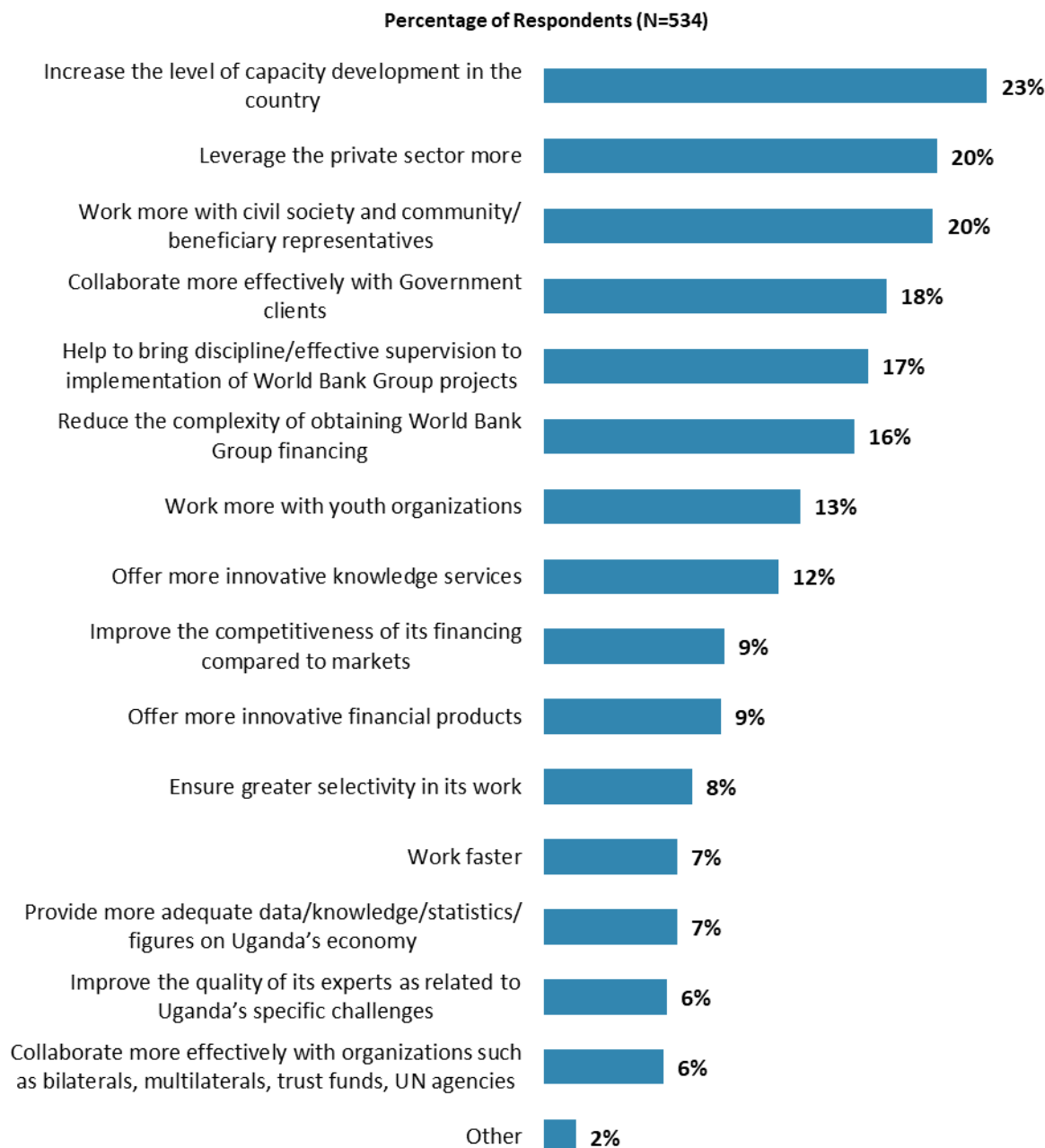
In general, how familiar are you with these new or expanded financial instruments in Uganda?"  
(Respondents chose from a list.)



## IX. The Future Role of the World Bank Group in Uganda

### Making the World Bank Group of Greater Value

- **Year comparison:** Respondents in the previous FY'14 Country Survey indicated that the World Bank Group should “*reach out more to groups outside of Government*” (40%) to make itself of greater value in Uganda.



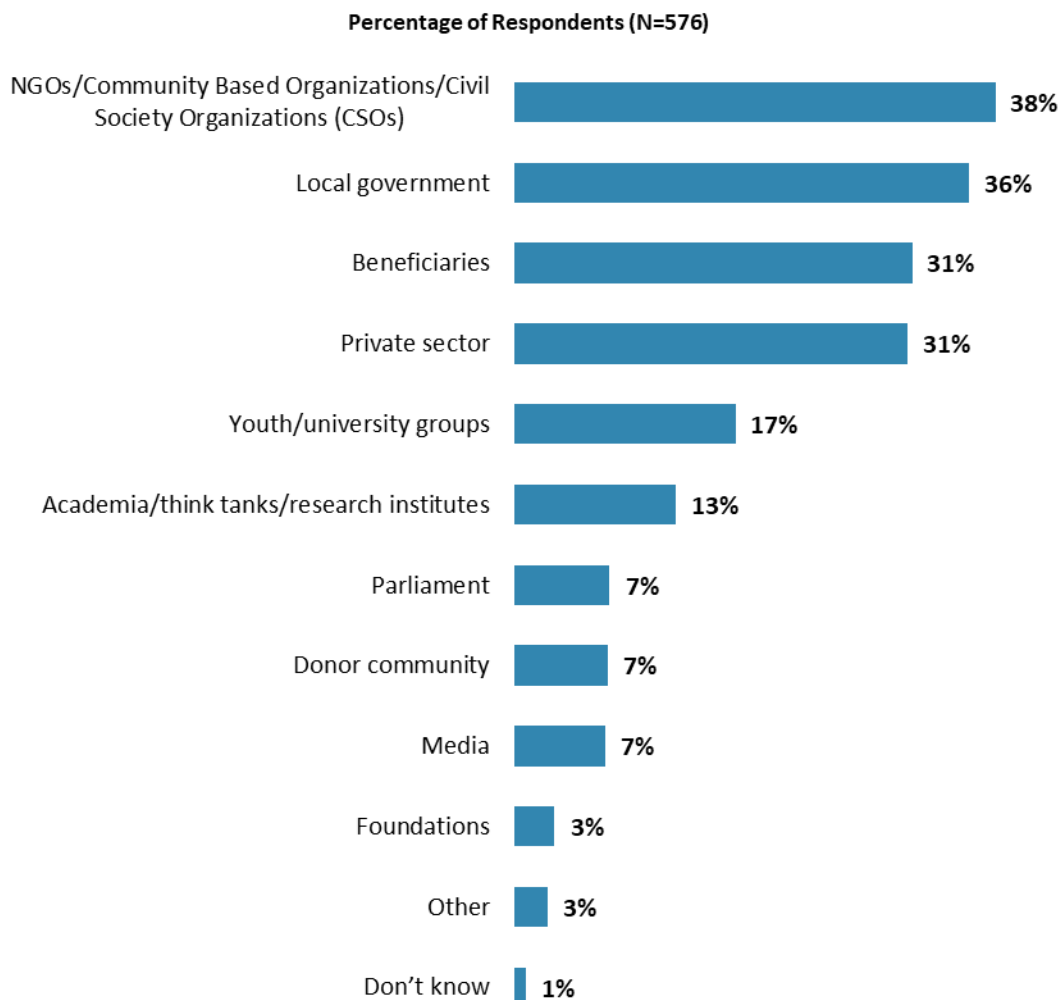
"Which of the following SHOULD the World Bank Group do to make itself of greater value in Uganda?  
(Choose no more than TWO)" (Respondents chose from a list. Responses combined.)



## IX. The Future Role of the WBG in Uganda (continued)

### The World Bank Group Should Collaborate More with ...

- **Year comparison:** Respondents in the previous FY'14 Country Survey indicated that the World Bank Group should work more with “*private sector*” (35%) and “*academia/think tanks/research institutes*” (31%) to ensure better development results in Uganda.



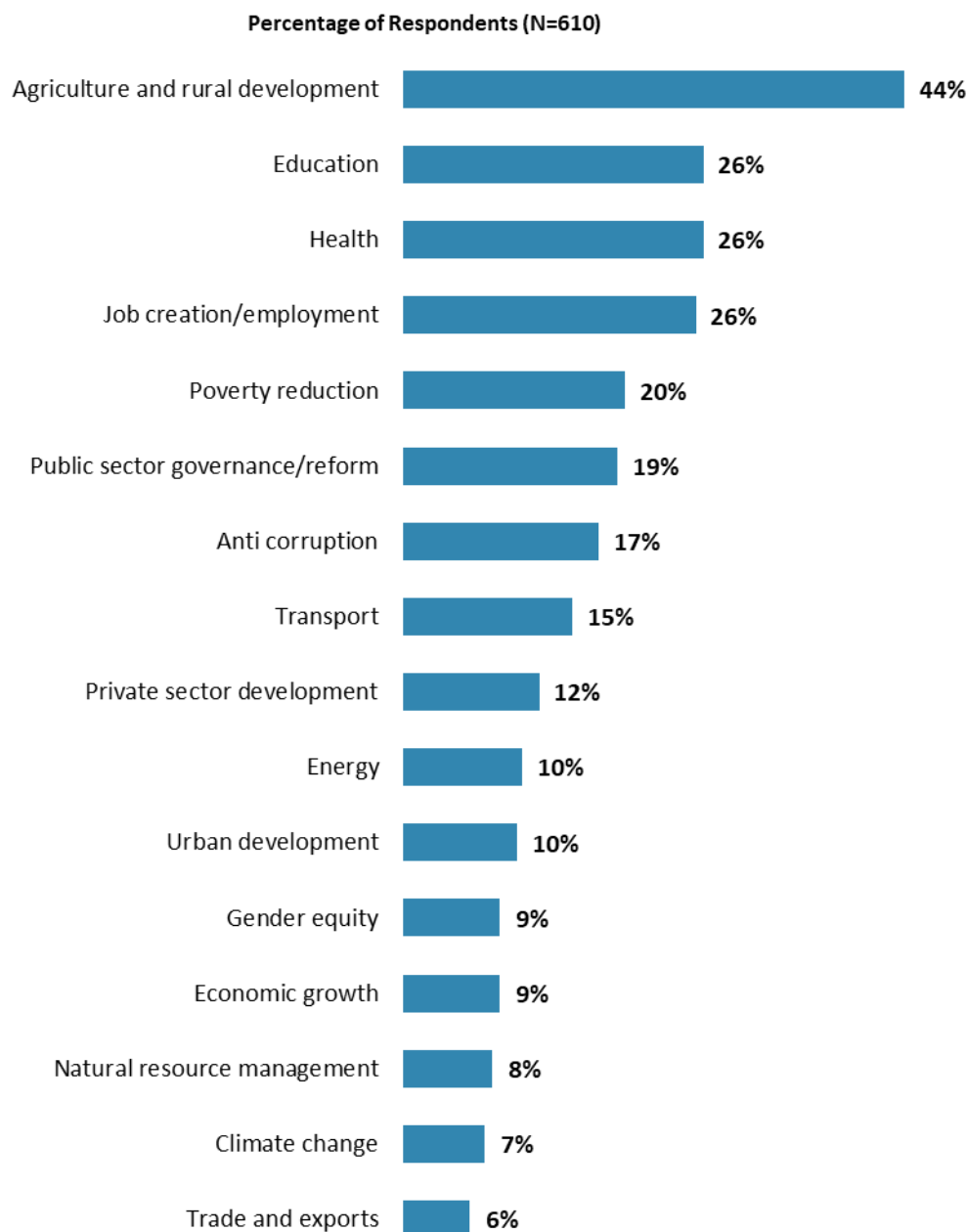
**"In addition to the regular relations with the national government, which TWO of the following groups should the World Bank Group collaborate with more in your country?"**  
(Respondents chose from a list. Responses combined.)



## IX. The Future Role of the WBG in Uganda (continued)

### Where the World Bank Group Should Focus its Resources

- **Year comparison:** Respondents in the previous FY'14 Country Survey indicated that the WBG should focus most of its resources on “*education*” (38%), “*poverty reduction*” (37%), “*agricultural development*” (27%), “*energy*” (26%), and “*health*” (23%).

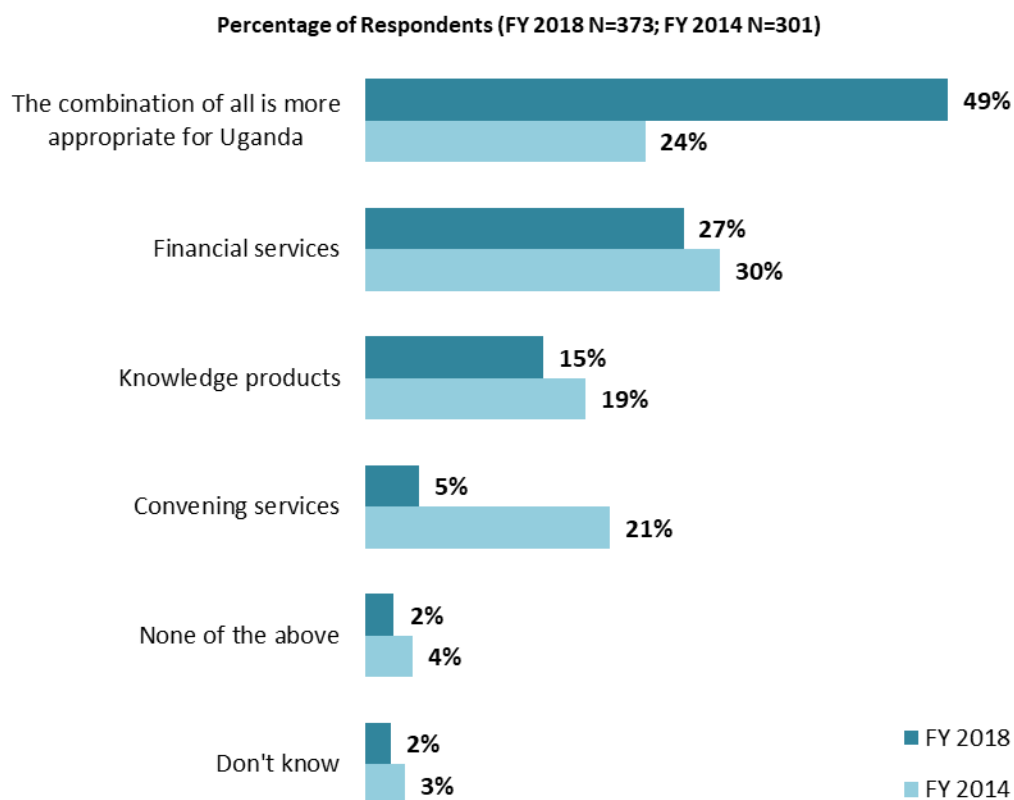


**“When thinking about how the World Bank Group can have the most impact on development results in Uganda, in which sectors do you believe the World Bank Group should focus most of its resources (financial and knowledge services) in Uganda? (Choose no more than THREE)”**  
(Respondents chose from a list. Responses combined. Top 16 of 26 response options shown.)



## IX. The Future Role of the WBG in Uganda (continued)

### Future Combination of the WBG Services<sup>13</sup>



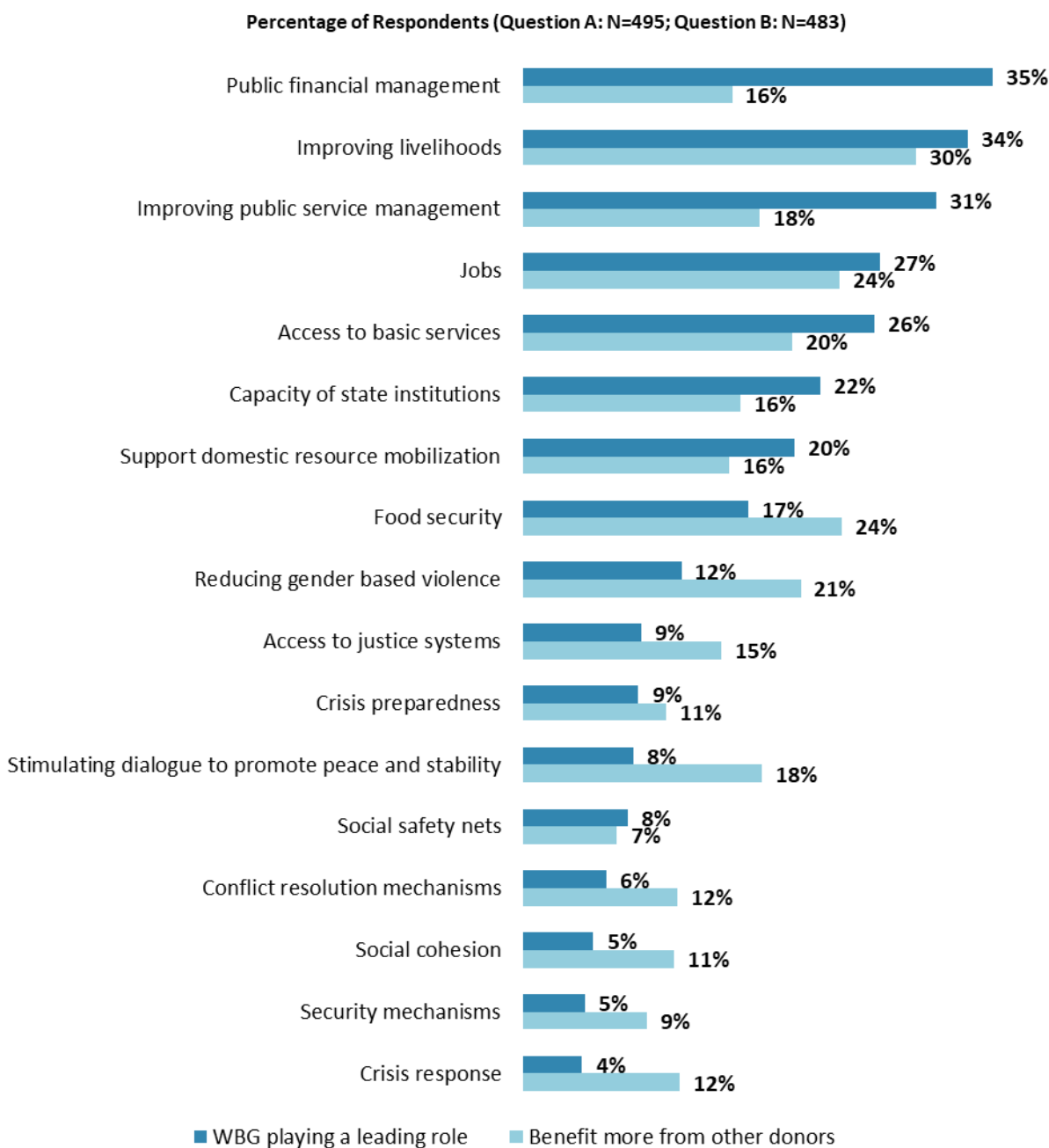
**"When considering the combination of services that the World Bank Group offers in Uganda, and taking into account its limited level of resources, which ONE of the following do you believe the World Bank Group should offer more of in Uganda?" (Respondents chose from a list.)**

<sup>13</sup> Percentages presented in this chart were calculated based on weighted data.



## IX. The Future Role of the WBG in Uganda (continued)

### The WBG Playing a Leading Role vs. Other Donors



"Please answer the following questions:

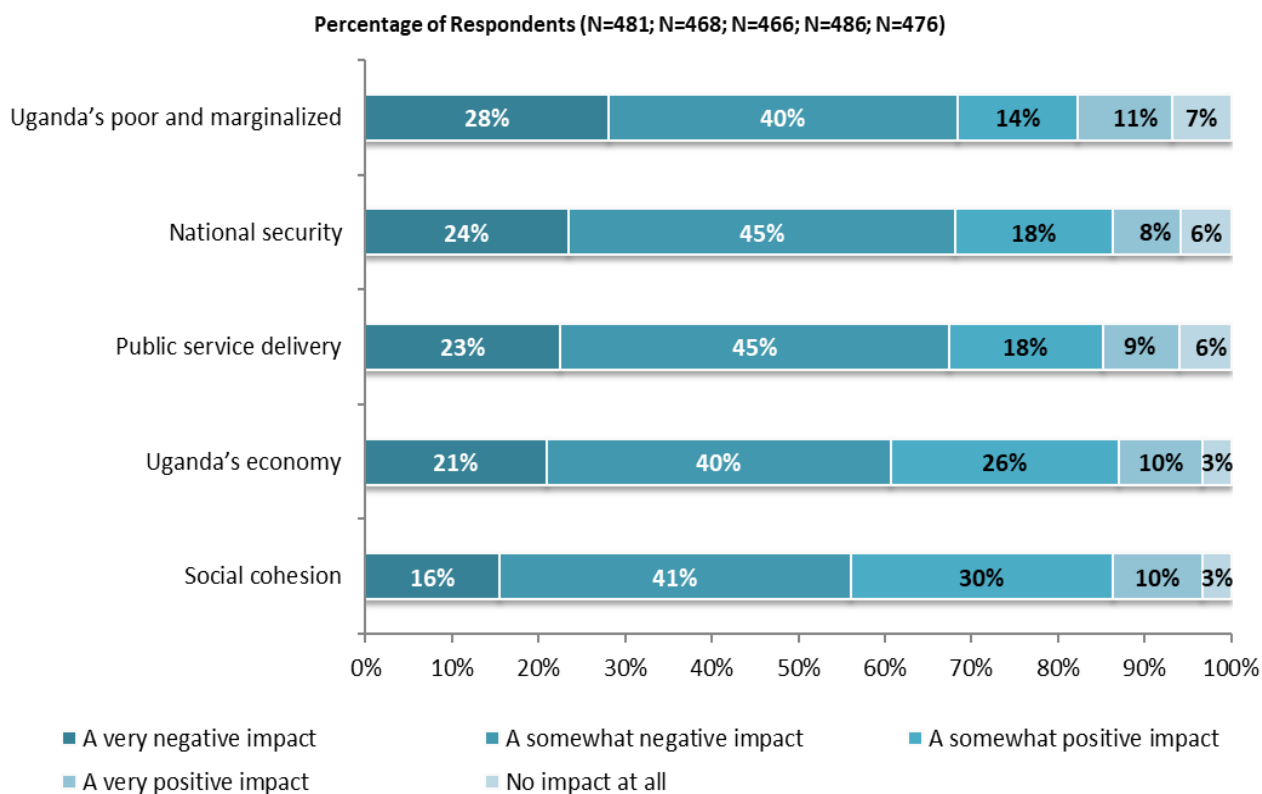
A. Which THREE areas below would benefit most from the World Bank Group playing a leading role among international partners in Uganda?

B. Which THREE areas below would benefit most from other donors in Uganda?"  
(Respondents chose from a list. Responses combined.)



## IX. The Future Role of the WBG in Uganda (continued)

### The Impact of Refugees in Uganda

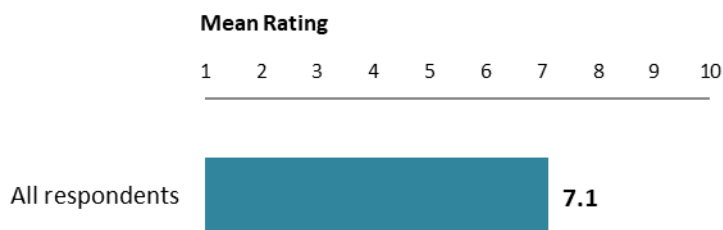


"Please rate how you feel when you think about the impact of the refugees in regards to.... "  
(Respondents chose from a list.)



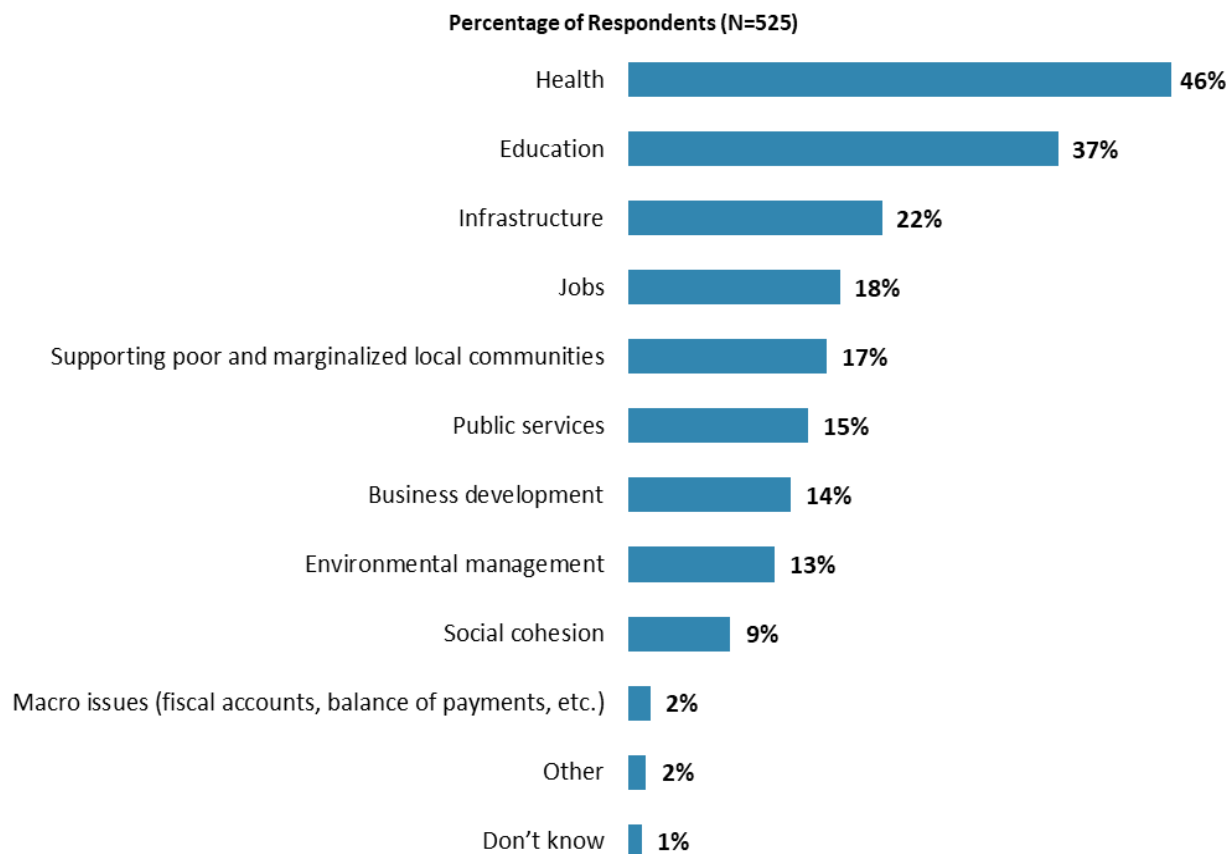
## IX. The Future Role of the WBG in Uganda (continued)

### Refugees: Donor Community's Support



**"To what extent do you believe that the donor community is doing enough to support the government's efforts related to refugees in Uganda?"**  
(1 - "To no degree at all", 10 - "To a very significant degree")

### Refugees: WBG's Support



**"In which of the following areas do you believe the World Bank Group should provide most of its resources when it comes to providing support to the refugee crisis in Uganda? (Choose no more than TWO)"**  
(Respondents chose from a list. Responses combined.)

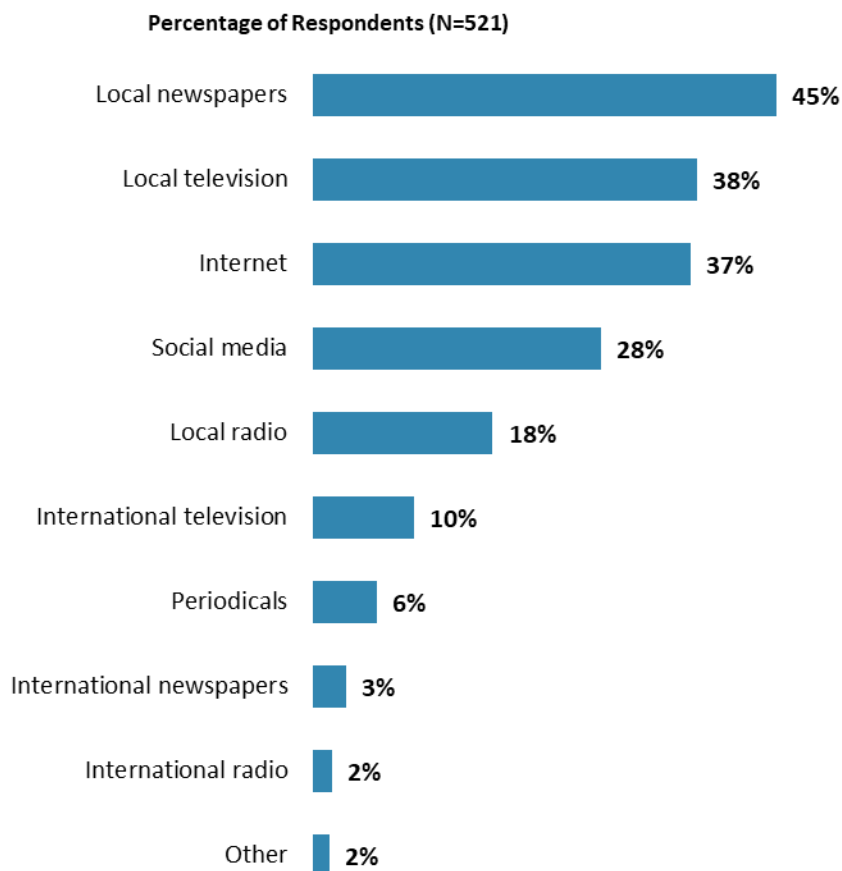


## X. Communication and Outreach

*Note: When considering the World Bank Group's future outreach with key constituencies, please see Appendix B (page 61) for all responses by stakeholder groups.*

### General Information Sources

- **Year comparison:** Respondents in the previous FY'14 Country Survey indicated that they got most of their information about economic and social development issues in Uganda from “*local newspapers*” (59%), “*local television*” (39%), and “*Internet*” (37%).



"How do you get most of your information about economic and social development issues in Uganda? (Choose no more than TWO)" (Respondents chose from a list. Responses combined.)



## X. Communication and Outreach (continued)

### Preferred Information Sources

- **Year comparison:** Respondents in the previous FY'14 Country Survey indicated that they would prefer to receive information from the WBG through its “*e-Newsletters*” (31%) and “*World Bank Group’s publications and other written materials*” (30%).

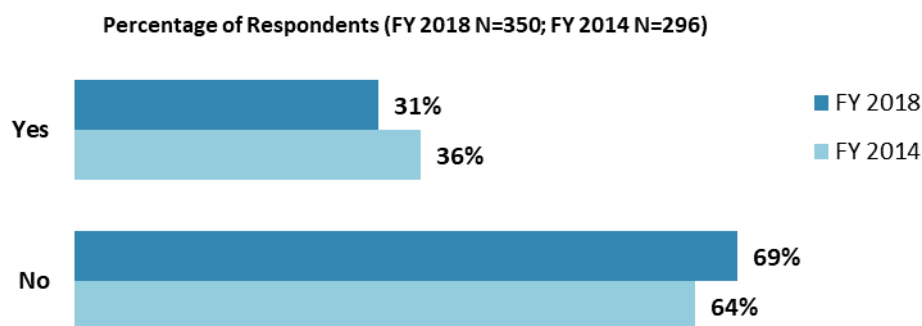


"How would you prefer to receive information from the World Bank Group?  
(Choose no more than TWO)"  
(Respondents chose from a list. Responses combined.)



## X. Communication and Outreach (continued)

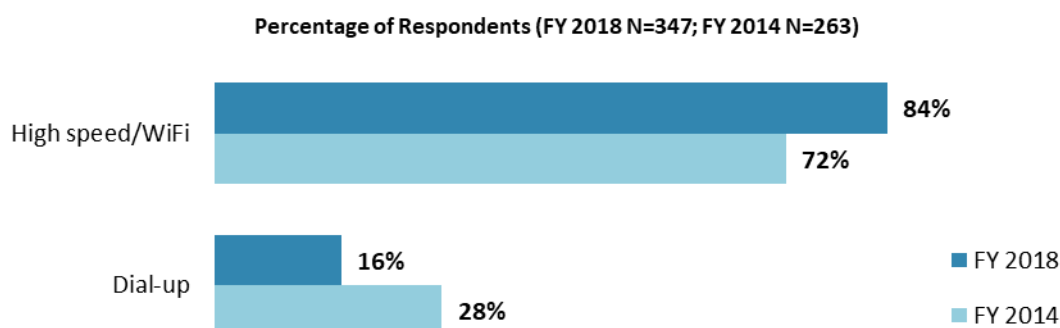
### Access to Information<sup>14</sup>



"Are you aware of the World Bank Group's Access to Information Policies under which the World Bank Group discloses any information in its possession that is not on a list of exceptions?"

### Access to the Internet

- 90 percent of respondents in this year's Country Survey indicated that they had reliable access to the Internet.



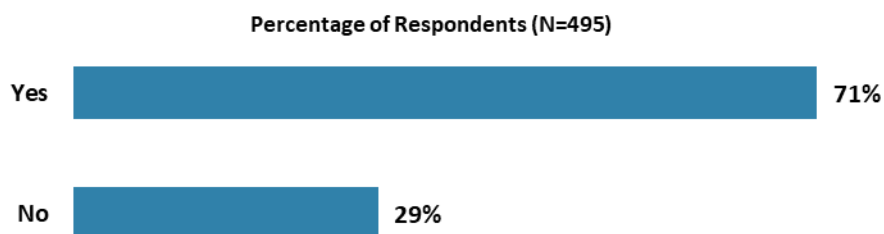
"Which Internet connection do you use primarily when visiting a World Bank Group website?"  
(Respondents chose from a list.)

<sup>14</sup> Percentages presented in the charts on this page were calculated based on weighted data.



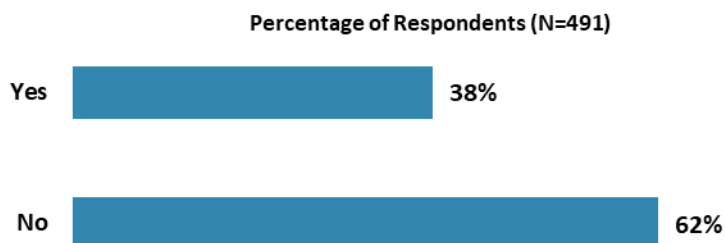
## X. Communication and Outreach (continued)

### The WBG Website Usage



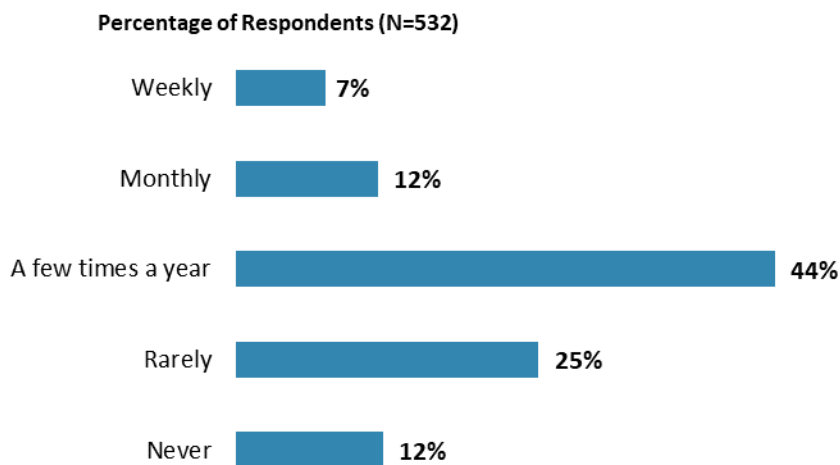
"Do you use/have you used the World Bank Group website?"

### Use of the WBG's Social Media Channels



"Do you currently consult the World Bank Group social media sites (e.g., blogs, Facebook, Twitter, YouTube, and Flickr)?"

### Frequency Visiting WBG Websites and Social Media



"How frequently do you consult the World Bank Group's website and/or social media channels (e.g., blogs, Facebook, Twitter, YouTube, Flickr) for information/knowledge that you can use in your work?"  
(Respondents chose from a list.)



## XI. Appendices

A. Responses to All Questions across All Respondents.....	45
B. Responses to All Questions by Stakeholder Groups.....	61
C. Responses to Indicator Questions by Geographic Location.....	81
D. Responses to Selected Questions by Level of Collaboration with the World Bank Group .....	83
E. Responses to Selected Questions by Year.....	89
F. Indicator Questions as a Function of Exposure to the WBG .....	95
G. WBG Country Opinion Survey FY'18 – Uganda Questionnaire ....	96

### UGANDA





## Appendix A: Responses to All Questions across All Respondents (N=657)

All rating scale questions are presented with the total number of respondents that provided a rating (N), the number of respondents who indicated that they “Don’t know” (DK), the mean rating across all respondents (Mean), and the standard deviation of this mean (SD). Indicator questions are noted with an asterisk (\*).

### A. General Issues Facing Uganda

1. In general, would you say that Uganda is headed in ... ?	Percentage of Respondents (N=631)
The right direction	47.7%
The wrong direction	31.4%
Not sure	20.9%

2. Listed below are a number of development priorities in Uganda. Please identify which of the following you consider the most important development priorities in Uganda. (Choose no more than THREE)	Percentage of Respondents (Responses Combined; N=631)
Health	35.2%
Education	30.4%
Agriculture and rural development	30.1%
Job creation/employment (including youth employment)	22.5%
Poverty reduction	18.9%
Transport (e.g., roads, bridges, transportation)	15.7%
Anti corruption	15.4%
Public sector governance/reform (i.e., government effectiveness, public financial management, public expenditure, fiscal system reform)	14.7%
Energy	12.2%
Private sector development	10.3%
Gender equity (closing the gap between women and men, and boys and girls)	9.0%
Economic growth	8.9%
Natural resource management (e.g., land administration; management of minerals and extractives, including oil and gas)	8.4%
Urban development	7.3%
Water and sanitation	6.7%
Climate change (e.g., mitigation, adaptation)	6.2%
Equality of opportunity (i.e., social inclusion)	4.9%
Information and communications technology	4.6%
Social protection (e.g., pensions, targeted social assistance)	4.0%
Disease (i.e., management of pandemics, including Ebola, Bird Flu, Marburg)	3.6%
Trade and exports	3.5%
Financial markets	2.7%
Judiciary reform	2.5%
Global/regional integration	2.4%
Refugees/host communities	2.2%
Disaster risk management	0.6%

**A. General Issues Facing Uganda (continued)**

<b>3. Poverty reduction is a broad term that encompasses work in many different areas. Which THREE areas of development listed below do you believe would contribute most to reducing poverty in Uganda? (Choose no more than THREE)</b>	<b>Percentage of Respondents (Responses Combined; N=625)</b>
Agriculture and rural development	53.1%
Job creation/employment (including youth employment)	38.9%
Education	26.7%
Anti corruption	21.9%
Health	20.5%
Private sector development	17.4%
Public sector governance/reform (i.e., government effectiveness, public financial management, public expenditure, fiscal system reform)	16.8%
Transport (e.g., roads, bridges, transportation)	14.7%
Economic growth	10.6%
Equality of opportunity (i.e., social inclusion)	9.6%
Trade and exports	9.4%
Energy	8.6%
Natural resource management (e.g., land administration; management of minerals and extractives, including oil and gas)	8.2%
Gender equity (closing the gap between women and men, and boys and girls)	7.2%
Climate change (e.g., mitigation, adaptation)	5.6%
Urban development	5.0%
Social protection (e.g., pensions, targeted social assistance)	3.8%
Water and sanitation	3.5%
Information and communications technology	2.7%
Judiciary reform	2.4%
Financial markets	1.9%
Global/regional integration	1.6%
Disease (i.e., management of pandemics, including Ebola, Bird Flu, Marburg)	1.4%
Disaster risk management	1.3%
Refugees/host communities	0.8%

**A. General Issues Facing Uganda (continued)**

4. The World Bank Group's "Shared Prosperity" goal captures two key elements, economic growth and equity. It will seek to foster income growth among the bottom 40 percent of a country's population. Improvement in the Shared Prosperity Indicator requires growth and well-being of the less well-off. When thinking about the idea of "shared prosperity" in your country, which of the following TWO best illustrate how this would be achieved in Uganda? (Choose no more than TWO)	Percentage of Respondents (Responses Combined; N=599)
Greater access to agriculture support (inputs/extension services/markets)	29.5%
Better employment opportunities for young people	24.7%
Education and training that better ensure job opportunity	22.4%
Better quality public services	20.9%
Better entrepreneurial opportunities (i.e., to start small and medium sized businesses)	18.2%
Greater voice and participation for citizens to help ensure greater accountability	15.4%
Better opportunity for the poor who live in rural areas	14.0%
Consistent economic growth	11.7%
Greater access to health and nutrition for citizens	10.4%
Greater access to micro-finance for the poor	8.5%
More reliable social safety net	6.3%
Better opportunity for the poor who live in urban areas	5.2%
Better employment opportunities for women	5.0%
A growing middle class	4.3%
Other	0.3%

**B. Overall Attitudes toward the World Bank Group**

<b>Familiarity</b>	<b>N</b>	<b>DK</b>	<b>Mean</b>	<b>SD</b>
1. How familiar are you with the work of the World Bank Group in Uganda? (1-Not familiar at all, 10-Extremely familiar)	598	n/a	5.68	2.23
<b>Effectiveness*</b>	<b>N</b>	<b>DK</b>	<b>Mean</b>	<b>SD</b>
2. Overall, please rate your impression of the World Bank Group's effectiveness in Uganda. (1-Not effective at all, 10-Very effective)	562	39	6.27	2.16
<b>Staff Preparedness</b>	<b>N</b>	<b>DK</b>	<b>Mean</b>	<b>SD</b>
3. To what extent do you believe the World Bank Group is well qualified (e.g., skills and knowledge) to help Uganda solve its most complicated development challenges? (1-To no degree at all, 10-To a very significant degree)	565	31	6.97	2.17

**B. Overall Attitudes toward the World Bank Group (continued)**

<b>4. When thinking about how the World Bank Group can have the most impact on development results in Uganda, in which sectors do you believe the World Bank Group should focus most of its resources (financial and knowledge services) in Uganda? (Choose no more than THREE)</b>	<b>Percentage of Respondents (Responses Combined; N=610)</b>
Agriculture and rural development	44.1%
Education	26.4%
Health	26.4%
Job creation/employment (including youth employment)	25.7%
Poverty reduction	19.5%
Public sector governance/reform (i.e., government effectiveness, public financial management, public expenditure, fiscal system reform)	18.9%
Anti corruption	17.2%
Transport (e.g., roads, bridges, transportation)	14.9%
Private sector development	12.0%
Energy	10.5%
Urban development	10.0%
Gender equity (closing the gap between women and men, and boys and girls)	8.5%
Economic growth	8.5%
Natural resource management (e.g., land administration; management of minerals and extractives, including oil and gas)	7.9%
Climate change (e.g., mitigation, adaptation)	7.2%
Trade and exports	5.9%
Water and sanitation	5.7%
Equality of opportunity (i.e., social inclusion)	5.6%
Information and communications technology	3.4%
Judiciary reform	2.6%
Social protection (e.g., pensions, targeted social assistance)	2.3%
Financial markets	2.1%
Global/regional integration	2.0%
Disease (i.e., management of pandemics, including Ebola, Bird Flu, Marburg)	1.8%
Refugees/host communities	1.3%
Disaster risk management	1.0%

<b>5. When thinking about the World Bank Group's role, which activity do you believe is of greatest VALUE and which activity is of second greatest value in Uganda?</b>	<b>Percentage of Respondents (N=579)</b>		
	<b>Greatest Value</b>	<b>2<sup>nd</sup> Greatest Value</b>	<b>Combined</b>
Providing financial resources	33.7%	17.5%	51.2%
Capacity development	19.9%	12.1%	31.9%
Technical assistance	9.7%	15.9%	25.6%
Implementation support	8.6%	13.6%	22.3%
Policy advice, studies, analyses	8.8%	11.2%	20.0%
Promoting knowledge sharing	4.1%	7.2%	11.3%
Providing data and statistics	3.5%	7.5%	11.0%
Bringing together different groups of stakeholders	3.6%	5.9%	9.6%
Donor coordination	3.8%	4.9%	8.7%
Mobilizing third party financial resources	3.5%	3.1%	6.6%
Other	0.7%	1.0%	1.7%

**B. Overall Attitudes toward the World Bank Group (continued)**

<b>6. Which of the following do you identify as the World Bank Group's greatest WEAKNESSES in its work in Uganda? (Choose no more than TWO)</b>	<b>Percentage of Respondents (Responses Combined; N=591)</b>
Too influenced by developed countries	20.5%
World Bank Group's processes too complex	18.3%
Not enough public disclosure of its work	16.2%
Not willing to honestly criticize policies and reform efforts in the country	13.4%
Not collaborating enough with civil society (including NGOs, CBOs, beneficiary representatives)	12.5%
Not adequately sensitive to political/social realities in Uganda	10.8%
Not collaborating enough with private sector	10.7%
World Bank Group's processes too slow	9.8%
Its advice and strategies do not lend themselves to practical problem solving	9.0%
Not aligned with country priorities	9.0%
Staff too inaccessible	8.8%
Not exploring alternative policy options	7.8%
Not sufficiently focused on results	7.1%
Don't know	5.4%
Inadequate World Bank Group's staffing in Uganda	4.7%
Not in it for the long term	4.4%
Not adequately collaborating with organizations such as bilaterals, multilaterals, trust funds, UN agencies	4.1%
Other	2.2%
The credibility of its knowledge/data	1.9%

<b>7. To what extent do you believe that the World Bank Group's work and support help the poorest in Uganda? (Select only ONE response)</b>	<b>Percentage of Respondents (N=591)</b>
To a fully sufficient degree	6.8%
To a somewhat sufficient degree	37.7%
To a somewhat insufficient degree	26.2%
To a very insufficient degree	16.9%
Don't know	12.4%

<b>8. How EFFECTIVE do you believe the following World Bank Group's instruments are in supporting the Uganda Government's efforts to reduce poverty? (1-Not effective at all, 10-Very effective)</b>	<b>Effectiveness</b>			
	<b>N</b>	<b>N/A</b>	<b>Mean</b>	<b>SD</b>
1. Investment Project Financing (IPF)	314	166	6.60	1.93
2. Development Policy Financing (DPF)	274	171	6.44	1.88
3. Program-for-Results Financing (PforR)	271	169	6.53	2.04
4. Trust funds and grants	287	151	6.46	2.05
5. MIGA Guarantees	189	230	6.14	1.94
6. IFC Investment Services	226	200	6.30	1.94
7. IFC Advisory Services	237	193	6.35	2.10

**B. Overall Attitudes toward the World Bank Group (continued)**

9. In addition to the regular relations with the national government, which TWO of the following groups should the World Bank Group collaborate with more in your country? (Choose no more than TWO)	Percentage of Respondents (Responses Combined; N=576)
NGOs/Community Based Organizations/Civil Society Organizations (CSOs)	37.8%
Local government	35.8%
Beneficiaries	31.3%
Private sector	30.9%
Youth/university groups	17.4%
Academia/think tanks/research institutes	12.7%
Parliament	7.5%
Donor community	7.3%
Media	7.1%
Foundations	3.1%
Other	2.6%
Don't know	0.9%

To what extent do you agree with the following statements about the World Bank Group's work in Uganda? (1-Strongly disagree, 10-Strongly agree)	Level of Agreement			
	N	DK	Mean	SD
10. Overall the World Bank Group currently plays a relevant role in development in Uganda*	515	34	6.97	2.16
11. The World Bank Group's work is aligned with what I consider the development priorities for Uganda*	491	39	6.67	2.20

To what extent is the World Bank Group an effective development partner in Uganda, in terms of each of the following? (1-To no degree at all, 10-To a very significant degree)	Degree			
	N	DK	Mean	SD
12. Responsiveness to needs*	439	64	6.16	2.05
13. Flexibility (in terms of the institution's products and services)*	407	82	5.52	2.01
14. Flexibility (in terms of changing country circumstances)*	412	69	5.81	2.11
15. Being inclusive*	416	56	6.33	2.14
16. Openness (sharing data and other information)*	429	41	6.97	2.29
17. Collaboration with the Government*	445	43	7.75	1.86
18. The speed in which it gets things accomplished on the ground*	420	58	5.95	2.18
19. Helping to bring discipline/effective supervision to implementation of investment projects*	427	52	6.50	2.29
20. Collaboration with civil society*	394	82	6.01	2.23
21. Staff accessibility*	410	62	5.48	2.42
22. Collaboration with other donors and development partners*	399	83	6.81	2.12
23. Collaboration with the private sector*	383	92	6.16	2.15
24. Straightforwardness and honesty*	420	53	7.08	2.30
25. Treating clients and stakeholders in Uganda with respect*	424	60	7.22	2.09
26. Being a long-term partner*	425	59	7.67	2.18

**B. Overall Attitudes toward the World Bank Group (continued)**

<b>27. What causes World Bank Group assisted reform efforts to fail or slow down? (Choose no more than TWO)</b>	<b>Percentage of Respondents (Responses Combined; N=539)</b>
Corruption	44.2%
Poor coordination within the Government	22.3%
There is not an adequate level of citizen/civil society participation	21.3%
Lack of/inadequate levels of capacity in Government	18.9%
Political pressures and obstacles	18.4%
The World Bank Group is not sensitive enough to political/social realities on the ground	17.1%
Reforms are not well thought out in light of country challenges	14.5%
There is an inadequate level of private sector participation and support	12.4%
Poor donor coordination	8.3%
Poor coordination within the World Bank Group	7.1%
The World Bank Group does not provide the government with consistent support throughout the reform effort	5.6%
Other	2.0%

**C. World Bank Group's Effectiveness and Results**

1. In Uganda, to what extent do the World Bank Group's financial resources, advice, and knowledge influence policy related to ... ? (1-To no degree at all, 10-To a very significant degree)	Degree			
	N	DK	Mean	SD
1. Gender (i.e., closing the gap between women and men, and boys and girls)	432	79	6.51	2.04
2. The impact of climate change	396	101	6.28	2.10

2. How EFFECTIVE is the World Bank Group in terms of the work it does in the following areas of development in Uganda? (1-Not effective at all, 10-Very effective)	Effectiveness			
	N	DK	Mean	SD
1. Social protection (e.g., social assistance to groups engaged in public works)	330	147	6.35	2.10
2. Gender equity (closing the gap between women and men, and boys and girls)	384	92	6.61	2.07
3. Private sector development	340	111	6.31	1.98
4. Education	369	85	6.76	1.94
5. Public sector governance/reform (i.e., government effectiveness, public financial management, public expenditure, fiscal system reform)	353	102	6.52	2.04
6. Global/regional integration	295	138	6.50	1.90
7. Refugees/host communities	315	125	6.78	2.04
8. Urban development	362	76	7.20	1.95
9. Energy	322	108	7.07	1.81
10. Water and sanitation	340	101	7.14	1.88
11. Job creation/employment (including youth employment)	344	105	5.54	2.24
12. Health	346	90	6.83	1.98
13. Transport (e.g., roads, bridges, transportation)	374	71	7.63	2.03
14. Agriculture and rural development	350	95	6.48	2.12
15. Natural resource management (e.g., land administration; management of minerals and extractives, including oil and gas)	317	131	6.26	2.20
16. Poverty reduction	355	82	6.30	2.23
17. Anti corruption	332	106	5.77	2.46
18. Economic growth	368	71	6.83	2.02
19. Disaster risk management	292	136	5.96	2.22
20. Equality of opportunity (i.e., social inclusion)	326	112	6.43	2.12
21. Disease (i.e., management of pandemics, including Ebola, Bird Flu, Marburg)	294	140	6.37	1.99
22. Information and communications technology	302	138	6.47	1.99

Achieving Development Results*	N	DK	Mean	SD
3. To what extent does the World Bank Group's work help to achieve development results in Uganda? (1-To no degree at all, 10-To a very significant degree)	478	44	6.82	1.92

To what extent do you agree with the following statements about the World Bank Group in Uganda? (1-Strongly disagree, 10-Strongly agree)	N	DK	Mean	SD
4. The World Bank Group's financial instruments (i.e., investment lending, Development Policy Loan, Trust Funds, Program-for-Results, etc.) meet the needs of Uganda*	429	90	6.21	1.94
5. The World Bank Group meets Uganda's needs for knowledge services (e.g., research, analysis, data, technical assistance)*	434	67	6.54	1.98

**C. World Bank Group's Effectiveness and Results (continued)**

<b>Mobilizing Finance for Development</b>	<b>N</b>	<b>DK</b>	<b>Mean</b>	<b>SD</b>
6. How effectively does the World Bank Group help Uganda to mobilize finance for development from private sector sources? (1-Not effectively at all, 10-Very effectively)	376	134	6.31	2.05

<b>7. As part of IDA18, the World Bank Group has expanded (or developed) a number of financial instruments to respond to challenges in IDA countries. These include the Crisis Response Window (CRW), Pandemic Emergency Finance Facility (PEF), Catastrophe Deferred Draw Down Option (CAT-DDO), and the Private Sector Window (PSW). In general, how familiar are you with these new or expanded financial instruments in Uganda? (Select only ONE response)</b>	<b>Percentage of Respondents (N=516)</b>			
Very familiar	3.1%			
Somewhat familiar	20.5%			
Somewhat unfamiliar	23.3%			
Very unfamiliar	27.5%			
Don't know	25.6%			

<b>How effectively does the World Bank Group support Uganda's efforts ... ?</b> (1-Not effectively at all, 10-Very effectively)	<b>N</b>	<b>DK</b>	<b>Mean</b>	<b>SD</b>
8. To build stronger domestic resource mobilization systems in the Government (e.g., tax collection)	385	124	6.13	1.97
9. To develop better and stronger data collection/analytics systems within the Government	405	97	6.53	1.86
10. To strengthen the country's crisis preparedness	365	127	6.22	2.00

**D. The World Bank Group's Knowledge Work and Activities**

<b>1. How frequently do you consult World Bank Group's knowledge work and activities in the work you do?</b>	<b>Percentage of Respondents (N=551)</b>
Weekly	4.2%
Monthly	10.5%
A few times a year	41.9%
Rarely	28.3%
Never	15.1%

<b>In Uganda, to what extent do you believe that the World Bank Group's knowledge work and activities: (1-To no degree at all, 10-To a very significant degree)</b>	<b>Degree</b>			
	<b>N</b>	<b>DK</b>	<b>Mean</b>	<b>SD</b>
2. Are timely	402	85	6.33	2.04
3. Include appropriate level of stakeholder involvement during preparation	412	70	6.30	2.11
4. Lead to practical solutions	414	68	6.37	2.07
5. Are accessible (well written and easy to understand)	410	64	6.53	2.22
6. Are source of relevant information on global good practices	422	58	7.17	2.02
7. Are adequately disseminated	398	67	5.96	2.22
8. Are translated enough into local language	374	105	4.72	2.42
9. Are adaptable to Uganda's specific development challenges and country circumstances	415	71	6.17	2.16

**D. The World Bank Group's Knowledge Work and Activities (continued)**

Overall Evaluations	N	DK	Mean	SD
2. Overall, how significant a contribution do you believe the World Bank Group's knowledge work and activities make to development results in your country?* (1-Not significant at all, 10-Very significant)	462	53	6.85	1.98
3. Overall, how would you rate the technical quality of the World Bank Group's knowledge work and activities?* (1-Very low technical quality, 10-Very high technical quality)	448	61	7.28	1.89

**E. Working with the World Bank Group**

To what extent do you agree/disagree with the following statements? (1-Strongly disagree, 10-Strongly agree)	Level of Agreement			
	N	DK	Mean	SD
1. The World Bank Group disburses funds promptly	371	133	6.40	2.23
2. The World Bank Group effectively monitors and evaluates the projects and programs it supports	428	71	6.95	2.10
3. The World Bank Group's approvals and reviews are done in a timely fashion	380	109	6.54	2.11
4. The World Bank Group's "Safeguard Policy" requirements are reasonable	376	112	6.85	2.06
5. The World Bank Group's conditions on its lending are reasonable	357	120	6.36	2.25
6. The World Bank Group takes decisions quickly in Uganda*	356	123	6.15	2.16
7. Working with the World Bank Group increases Uganda's institutional capacity	414	75	7.15	2.13
8. Where country systems (e.g., procurement, financial management, etc.) are adequate, the World Bank Group makes appropriate use of them*	371	118	6.94	2.07

Donor Support to Refugees	N	DK	Mean	SD
9. To what extent do you believe that the donor community is doing enough to support the government's efforts related to refugees in Uganda? (1-To no degree at all, 10-To a very significant degree)	431	68	7.10	2.00

10. In which of the following areas do you believe the World Bank Group should provide most of its resources when it comes to providing support to the refugee crisis in Uganda? (Choose no more than TWO)	Percentage of Respondents (Responses Combined; N=525)
Health	46.5%
Education	36.8%
Infrastructure	21.7%
Jobs	18.1%
Supporting poor and marginalized local communities	17.0%
Public services	15.4%
Business development	13.9%
Environmental management	12.6%
Social cohesion	8.8%
Macro issues (fiscal accounts, balance of payments, etc.)	1.9%
Other	1.5%
Don't know	1.1%

**E. Working with the World Bank Group (continued)**

11. Please rate how you feel when you think about the impact of the refugees in regards to....	A very negative impact	A somewhat negative impact	A somewhat positive impact	A very positive impact	No impact at all
Uganda's economy (N=486)	21.0%	39.7%	26.3%	9.7%	3.3%
Social cohesion (N=476)	15.5%	40.5%	30.3%	10.3%	3.4%
National security (N=468)	23.5%	44.7%	18.2%	7.9%	5.8%
Public service delivery (N=466)	22.5%	44.8%	17.8%	8.8%	6.0%
Uganda's poor and marginalized (N=481)	28.1%	40.3%	13.9%	10.8%	6.9%

**F. The Future Role of the World Bank Group in Uganda**

1. Which of the following SHOULD the World Bank Group do to make itself of greater value in Uganda? (Choose no more than TWO)	Percentage of Respondents (Responses Combined; N=534)
Increase the level of capacity development in the country	23.0%
Leverage the private sector more (i.e., mobilize private sector development)	20.4%
Work more with civil society and community/beneficiary representatives	20.2%
Collaborate more effectively with Government clients (e.g., national, state, local)	17.8%
Help to bring discipline/effective supervision to implementation of World Bank Group projects	16.9%
Reduce the complexity of obtaining World Bank Group financing	16.1%
Work more with youth organizations	13.3%
Offer more innovative knowledge services	12.2%
Improve the competitiveness of its financing compared to markets (e.g., cost, timeliness, other terms)	9.4%
Offer more innovative financial products	9.2%
Ensure greater selectivity in its work	7.7%
Work faster	6.9%
Provide more adequate data/knowledge/statistics/figures on Uganda's economy	6.9%
Improve the quality of its experts as related to Uganda's specific challenges	6.4%
Collaborate more effectively with organizations such as bilaterals, multilaterals, trust funds, UN agencies	6.2%
Other	1.7%

2. When considering the combination of services that the World Bank Group offers in Uganda, and taking into account its limited level of resources, which ONE of the following do you believe the World Bank Group should offer more of in Uganda? (Select only ONE response)	Percentage of Respondents (N=517)
The combination of all is more appropriate for Uganda	48.2%
Financial services	29.6%
Knowledge products	13.5%
Convening services	4.3%
None of the above	2.3%
Don't know	2.1%

**F. The Future Role of the World Bank Group in Uganda (continued)**

<b>3A. Which THREE areas below would benefit most from the World Bank Group playing a leading role among international partners in Uganda? (Choose no more than THREE)</b>	<b>Percentage of Respondents (Responses Combined; N=495)</b>
Public financial management	35.4%
Improving livelihoods	33.5%
Improving public service management	31.1%
Jobs	26.9%
Access to basic services	26.5%
Capacity of state institutions	22.4%
Support domestic resource mobilization	20.4%
Food security	17.0%
Reducing gender based violence	11.9%
Access to justice systems	8.9%
Crisis preparedness	8.7%
Stimulating dialogue to promote peace and stability	8.3%
Social safety nets	7.9%
Conflict resolution mechanisms	6.3%
Social cohesion	5.3%
Security mechanisms	4.6%
Crisis response	4.4%

<b>3B. Which THREE areas below would benefit most from other donors in Uganda? (Choose no more than THREE)</b>	<b>Percentage of Respondents (Responses Combined; N=483)</b>
Improving livelihoods	29.6%
Food security	24.0%
Jobs	23.8%
Reducing gender based violence	20.9%
Access to basic services	20.3%
Stimulating dialogue to promote peace and stability	18.0%
Improving public service management	17.8%
Capacity of state institutions	16.4%
Public financial management	15.7%
Support domestic resource mobilization	15.5%
Access to justice systems	14.9%
Crisis response	11.8%
Conflict resolution mechanisms	11.6%
Social cohesion	11.4%
Crisis preparedness	10.8%
Security mechanisms	9.3%
Social safety nets	7.0%

**G. Communication and Information Sharing**

<b>1. How do you get most of your information about economic and social development issues in Uganda? (Choose no more than TWO)</b>	<b>Percentage of Respondents (Responses Combined; N=521)</b>
Local newspapers	45.5%
Local television	37.6%
Internet	37.0%
Social media	28.2%
Local radio	17.7%
International television	10.0%
Periodicals	6.3%
International newspapers	3.3%
International radio	1.9%
Other	1.7%

<b>2. How would you prefer to receive information from the World Bank Group? (Choose no more than TWO)</b>	<b>Percentage of Respondents (Responses Combined; N=522)</b>
World Bank Group's seminars/workshops/conferences	42.1%
World Bank Group's publications and other written materials	34.3%
World Bank Group's website	33.5%
Social media	32.4%
Direct contact with World Bank Group	22.6%
e-Newsletters	17.8%
Mobile phones	8.4%
Other	1.1%

<b>3. Are you aware of the World Bank Group's Access to Information Policies under which the World Bank Group discloses any information in its possession that is not on a list of exceptions?</b>	<b>Percentage of Respondents (N=479)</b>
Yes	30.3%
No	69.7%

<b>4. Do you have reliable access to the Internet?</b>	<b>Percentage of Respondents (N=516)</b>
Yes	90.3%
No	9.7%

<b>5. Do you use/have you used the World Bank Group website?</b>	<b>Percentage of Respondents (N=495)</b>
Yes	70.9%
No	29.1%

<b>6. Do you currently consult the World Bank Group social media sites (e.g., blogs, Facebook, Twitter, YouTube, and Flickr)?</b>	<b>Percentage of Respondents (N=491)</b>
Yes	38.1%
No	61.9%

<b>7. Which Internet connection do you use primarily when visiting a World Bank Group website?</b>	<b>Percentage of Respondents (N=451)</b>
High speed/WiFi	81.8%
Dial-up	18.2%

**G. Communication and Information Sharing (continued)**

8. How frequently do you consult the World Bank Group's website and/or social media channels (e.g., blogs, Facebook, Twitter, YouTube, Flickr) for information/knowledge that you can use in your work?	Percentage of Respondents (N=532)
Weekly	7.3%
Monthly	11.7%
A few times a year	44.2%
Rarely	24.8%
Never	12.0%

Please rate how much you agree with the following statements. (1-Strongly disagree, 10-Strongly agree)	Level of Agreement			
	N	DK	Mean	SD
9. I find the World Bank Group's websites easy to navigate.	317	51	6.88	2.25
10. I find the information on the World Bank Group's websites useful.	320	48	7.56	1.98
11. The World Bank Group's social media channels (e.g., blogs, Facebook, Twitter, YouTube, Flickr) are valuable sources of information about the institution	305	165	6.80	2.37

**H. Background Information**

1. Which of the following best describes your current position? (Select only ONE response)	Percentage of Respondents (N=649)
Local Government Office or Staff	19.7%
Employee of a Ministry, Ministerial Department or Implementation Agency	19.1%
NGO/Community Based Organization/CSO	17.7%
Private Sector Organization	6.9%
Youth Group	5.5%
Independent Government Institution (i.e., Regulatory Agency, Central Bank/oversight institution)	4.8%
Media (press, radio, TV, web, etc.)	4.2%
Bilateral/Multilateral Agency	3.4%
PMU overseeing implementation of project/Consultant/Contractor working on WBG supported project/program	3.2%
Office of Parliamentarian	2.8%
Academia/Research Institute/Think Tank	2.5%
Judiciary Branch	2.3%
Office of Minister	1.7%
Faith-Based Group	1.7%
Private Foundation	1.4%
Office of the President, Prime Minister	0.9%
Trade Union	0.9%
Other	0.8%
Financial Sector/Private Bank	0.5%

**H. Background Information (continued)**

<b>2. Please identify the primary specialization of your work. (Select only ONE response)</b>	<b>Percentage of Respondents (N=575)</b>
Governance and accountability	11.7%
Agriculture	10.1%
Health, nutrition, and population	8.5%
Generalist (specialized in multiple sectors)	8.0%
Other	8.0%
Education	7.5%
Urban, rural, and social development	6.4%
Energy and extractives	5.2%
Social protection and labor	5.0%
Environment and natural resources	4.9%
Gender	4.0%
Finance and markets	3.8%
Transport and ICT	3.5%
Trade and competitiveness	3.3%
Water and sanitation	2.3%
Poverty	2.3%
Macroeconomics and fiscal management	1.9%
Public-private partnerships	1.6%
Jobs	1.0%
Fragility, conflict and violence	0.5%
Climate change	0.5%

<b>3. Currently, do you professionally collaborate/work with the World Bank Group (IDA, IFC, or MIGA) in your country?</b>	<b>Percentage of Respondents (N=587)</b>
Yes	50.8%
No	49.2%

<b>4. Which of the following agencies of the World Bank Group do you primarily engage with in Uganda? (Select only ONE response)</b>	<b>Percentage of Respondents (N=423)</b>
The World Bank (IDA)	74.9%
The International Finance Corporation (IFC)	6.9%
The Multilateral Investment Guarantee Agency (MIGA)	3.1%
Other	15.1%

<b>5. Do your projects involve both the World Bank and the IFC?</b>	<b>Percentage of Respondents (N=547)</b>
Yes	31.6%
No	68.4%

<b>6. If yes, what was your view of how the two institutions work together in Uganda? (Select only ONE response)</b>	<b>Percentage of Respondents (N=182)</b>
The two institutions work well together	56.6%
The way the two institutions work together needs improvement	19.2%
The two institutions do not work well together	4.4%
Don't know	19.8%

**H. Background Information (continued)**

<b>7. Which of the following describes most of your exposure to the World Bank Group in Uganda? (Choose no more than TWO)</b>	<b>Percentage of Respondents (Responses Combined; N=545)</b>
Engage in World Bank Group related/sponsored events/activities	36.0%
Use World Bank Group reports/data	31.7%
Collaborate as part of my professional duties	27.2%
Observer (i.e., follow in media, discuss in informal conversations, etc.)	26.2%
Use World Bank Group website for information, data, research, etc.	23.7%

<b>8. What's your gender?</b>	<b>Percentage of Respondents (N=628)</b>
Female	32.6%
Male	67.4%

<b>9. What's your age?</b>	<b>Percentage of Respondents (N=633)</b>
25 and under	4.1%
26-35	28.1%
36-45	36.2%
46-55	25.9%
56 and above	5.7%

<b>10. Which best represents your geographic location?</b>	<b>Percentage of Respondents (N=650)</b>
Kampala (Capital City)	42.3%
Central Region	16.0%
Northern Uganda	14.6%
Eastern Uganda	12.9%
Western Uganda	9.5%
South Western Uganda	3.1%
Other	1.5%



## Appendix B: Responses to All Questions by Stakeholder Groups<sup>15</sup>

- Office of the President/Prime Minister/Minister N=17
- Local Government N=128
- CSO N=130
- Faith-Based Group N=11
- Judiciary Branch N=15
- Office of Parliamentarian N=18
- Bilateral/Multilateral Agency N=22
- Media N=27
- Youth Group N=36
- Employee of a Ministry/PMU/Consultant on WBG project N=145
- Private Sector/Financial Sector/Private Bank N=48
- Independent Government Institution N=31
- Academia N=16

### A. General Issues facing Uganda

In general, would you say that Uganda is headed in ... ?\*

Percentage of Respondents	Office of President/Prime Minister/Minister	Office of Parliamentarian	Ministry/PMU/Consultant on WBG Project	Local Govt.	Bilateral/Multilateral Agency	Private Sector	CSO	Media	Independent Government Institution	Faith-Based Group	Youth Group	Academia	Judiciary Branch
The right direction	56.3%	77.8%	61.0%	57.4%	28.6%	44.4%	36.4%	30.8%	48.3%	18.2%	34.3%	37.5%	40.0%
The wrong direction	43.8%	16.7%	22.1%	23.8%	38.1%	31.1%	39.5%	53.8%	41.4%	36.4%	25.7%	50.0%	33.3%
Not sure	0.0%	5.6%	16.9%	18.9%	33.3%	24.4%	24.0%	15.4%	10.3%	45.5%	40.0%	12.5%	26.7%

\*Significantly different between stakeholder groups

<sup>15</sup> 649 respondents provided their current position (question H1 in the questionnaire). Respondents who chose "Other" as their current position (N=5) were not included in the analysis. Answers from 644 respondents were analyzed for this appendix.

**A. General Issues facing Uganda (continued)**

Listed below are a number of development priorities in Uganda. Please identify which of the following you consider the most important development priorities in Uganda. (Choose no more than THREE)

Percentage of Respondents (Responses combined)	Office of President/Prime Minister/Minister	Office of Parliamentarian	Ministry/PMU/ Consultant on WBG Project	Local Govt.	Bilateral/ Multilateral Agency	Private Sector	CSO	Media	Independent Government Institution	Faith- Based Group	Youth Group	Academia	Judiciary Branch
Health*	37.5%	27.8%	32.8%	49.6%	14.3%	31.8%	32.8%	25.9%	41.9%	45.5%	27.8%	20.0%	40.0%
Financial markets	6.3%	0.0%	2.2%	5.0%	4.8%	2.3%	1.6%	3.7%	0.0%	0.0%	0.0%	0.0%	13.3%
Global/regional integration	0.0%	5.6%	3.6%	1.7%	0.0%	0.0%	3.1%	3.7%	0.0%	0.0%	0.0%	6.7%	0.0%
Refugees/host communities	0.0%	0.0%	1.5%	4.1%	0.0%	0.0%	3.1%	0.0%	0.0%	9.1%	2.8%	6.7%	0.0%
Social protection	0.0%	11.1%	2.9%	2.5%	9.5%	9.1%	3.1%	3.7%	3.2%	9.1%	2.8%	0.0%	0.0%
Gender equity	6.3%	5.6%	8.0%	7.4%	14.3%	2.3%	14.8%	3.7%	3.2%	18.2%	11.1%	6.7%	6.7%
Private sector development*	12.5%	16.7%	10.2%	9.1%	14.3%	22.7%	6.3%	7.4%	32.3%	9.1%	0.0%	6.7%	0.0%
Education	43.8%	22.2%	32.8%	34.7%	23.8%	22.7%	28.9%	29.6%	41.9%	45.5%	19.4%	40.0%	20.0%
Public sector governance/reform	12.5%	22.2%	13.9%	9.1%	23.8%	9.1%	20.3%	14.8%	19.4%	0.0%	8.3%	20.0%	20.0%
Urban development*	0.0%	0.0%	6.6%	16.5%	4.8%	2.3%	4.7%	7.4%	9.7%	0.0%	8.3%	0.0%	6.7%
Energy*	37.5%	16.7%	17.5%	11.6%	0.0%	13.6%	3.9%	14.8%	6.5%	9.1%	16.7%	20.0%	6.7%
Water and sanitation	0.0%	5.6%	8.0%	9.9%	0.0%	9.1%	4.7%	0.0%	3.2%	27.3%	5.6%	0.0%	0.0%
Job creation/employment*	12.5%	16.7%	16.8%	19.0%	52.4%	27.3%	23.4%	37.0%	25.8%	27.3%	30.6%	26.7%	0.0%
Disease	0.0%	0.0%	0.7%	5.8%	9.5%	6.8%	6.3%	3.7%	0.0%	0.0%	0.0%	0.0%	0.0%
Information and communications technology*	6.3%	5.6%	2.2%	4.1%	0.0%	11.4%	5.5%	18.5%	0.0%	0.0%	0.0%	13.3%	0.0%
Poverty reduction	6.3%	5.6%	20.4%	15.7%	9.5%	15.9%	21.9%	33.3%	25.8%	18.2%	19.4%	6.7%	33.3%
Anti corruption*	12.5%	27.8%	11.7%	6.6%	33.3%	9.1%	22.7%	29.6%	16.1%	0.0%	16.7%	13.3%	20.0%
Transport	18.8%	16.7%	19.0%	23.1%	9.5%	18.2%	9.4%	3.7%	19.4%	9.1%	8.3%	6.7%	13.3%
Agriculture and rural development	25.0%	33.3%	28.5%	24.8%	38.1%	36.4%	32.0%	29.6%	22.6%	36.4%	25.0%	46.7%	46.7%
Trade and exports	0.0%	11.1%	7.3%	4.1%	0.0%	2.3%	2.3%	0.0%	0.0%	0.0%	0.0%	0.0%	6.7%
Climate change	6.3%	16.7%	4.4%	4.1%	4.8%	4.5%	7.0%	11.1%	3.2%	0.0%	11.1%	6.7%	13.3%
Natural resource management*	12.5%	16.7%	10.2%	7.4%	4.8%	2.3%	7.0%	0.0%	6.5%	9.1%	25.0%	6.7%	0.0%
Judiciary reform	0.0%	0.0%	1.5%	2.5%	4.8%	0.0%	3.1%	3.7%	3.2%	9.1%	2.8%	0.0%	13.3%
Economic growth	0.0%	5.6%	10.9%	10.7%	9.5%	11.4%	7.8%	11.1%	3.2%	0.0%	2.8%	20.0%	6.7%
Disaster risk management*	0.0%	0.0%	0.0%	0.0%	0.0%	6.8%	0.8%	0.0%	0.0%	0.0%	0.0%	0.0%	0.0%
Equality of opportunity	6.3%	0.0%	4.4%	2.5%	14.3%	0.0%	7.8%	0.0%	0.0%	0.0%	11.1%	6.7%	13.3%

\*Significantly different between stakeholder groups

**A. General Issues facing Uganda (continued)**

Poverty reduction is a broad term that encompasses work in many different areas. Which THREE areas of development listed below do you believe would contribute most to reducing poverty in Uganda? (Choose no more than THREE)

Percentage of Respondents (Responses combined)	Office of President/Prime Minister/Minister	Office of Parliamentarian	Ministry/PMU/ Consultant on WBG Project	Local Govt.	Bilateral/ Multilateral Agency	Private Sector	CSO	Media	Independent Government Institution	Faith- Based Group	Youth Group	Academia	Judiciary Branch
Transport*	5.9%	27.8%	14.1%	28.0%	14.3%	9.3%	7.4%	7.7%	16.1%	11.1%	2.9%	12.5%	13.3%
Energy	17.6%	5.6%	11.1%	8.0%	4.8%	11.6%	4.9%	15.4%	3.2%	0.0%	11.4%	25.0%	0.0%
Trade and exports	0.0%	5.6%	16.3%	9.6%	4.8%	9.3%	7.4%	3.8%	9.7%	11.1%	8.6%	6.3%	0.0%
Social protection	0.0%	5.6%	5.2%	4.8%	4.8%	2.3%	3.3%	11.5%	0.0%	0.0%	0.0%	6.3%	0.0%
Equality of opportunity	11.8%	5.6%	10.4%	7.2%	9.5%	7.0%	13.1%	3.8%	3.2%	11.1%	11.4%	12.5%	20.0%
Agriculture and rural development*	76.5%	61.1%	51.9%	59.2%	57.1%	67.4%	42.6%	34.6%	54.8%	55.6%	57.1%	62.5%	20.0%
Economic growth	17.6%	11.1%	11.1%	12.8%	9.5%	0.0%	13.9%	7.7%	0.0%	22.2%	5.7%	12.5%	6.7%
Disaster risk management	5.9%	0.0%	0.7%	0.8%	4.8%	4.7%	0.8%	0.0%	0.0%	0.0%	2.9%	0.0%	0.0%
Disease	0.0%	0.0%	0.0%	3.2%	0.0%	0.0%	2.5%	3.8%	0.0%	0.0%	0.0%	6.3%	0.0%
Information and communications technology	0.0%	5.6%	0.7%	0.8%	4.8%	4.7%	3.3%	7.7%	3.2%	0.0%	5.7%	12.5%	0.0%
Climate change	0.0%	5.6%	3.0%	8.8%	0.0%	7.0%	6.6%	3.8%	0.0%	0.0%	5.7%	0.0%	13.3%
Anti corruption	23.5%	22.2%	20.0%	13.6%	23.8%	20.9%	23.8%	34.6%	38.7%	11.1%	22.9%	25.0%	40.0%
Judiciary reform*	0.0%	0.0%	0.7%	1.6%	0.0%	2.3%	2.5%	7.7%	0.0%	0.0%	0.0%	0.0%	20.0%
Global/regional integration	0.0%	11.1%	1.5%	2.4%	0.0%	0.0%	2.5%	0.0%	0.0%	0.0%	0.0%	0.0%	0.0%
Urban development*	0.0%	0.0%	5.9%	4.8%	4.8%	2.3%	4.1%	3.8%	6.5%	0.0%	2.9%	0.0%	33.3%
Private sector development*	29.4%	16.7%	14.1%	13.6%	33.3%	34.9%	11.5%	19.2%	32.3%	11.1%	17.1%	12.5%	6.7%
Public sector governance/reform	17.6%	27.8%	8.1%	15.2%	23.8%	14.0%	23.0%	19.2%	25.8%	11.1%	14.3%	18.8%	20.0%
Job creation/employment*	47.1%	38.9%	45.2%	31.2%	52.4%	48.8%	33.6%	57.7%	48.4%	22.2%	45.7%	18.8%	13.3%
Gender equity	0.0%	0.0%	5.9%	6.4%	9.5%	2.3%	12.3%	3.8%	0.0%	11.1%	17.1%	12.5%	6.7%
Water and sanitation	0.0%	0.0%	5.2%	2.4%	0.0%	2.3%	3.3%	3.8%	3.2%	22.2%	2.9%	0.0%	0.0%
Refugees/host communities	0.0%	0.0%	0.0%	0.8%	0.0%	0.0%	1.6%	3.8%	0.0%	0.0%	0.0%	0.0%	6.7%
Health	11.8%	11.1%	26.7%	26.4%	9.5%	16.3%	18.9%	7.7%	25.8%	11.1%	11.4%	12.5%	40.0%
Financial markets	0.0%	0.0%	0.7%	1.6%	4.8%	9.3%	2.5%	0.0%	0.0%	0.0%	0.0%	6.3%	0.0%
Education	23.5%	33.3%	27.4%	25.6%	23.8%	14.0%	36.9%	23.1%	16.1%	44.4%	31.4%	18.8%	13.3%
Natural resource management	11.8%	5.6%	11.1%	8.0%	0.0%	4.7%	9.0%	11.5%	0.0%	11.1%	11.4%	0.0%	6.7%

\*Significantly different between stakeholder groups

**A. General Issues facing Uganda (continued)**

The World Bank Group's "Shared Prosperity" goal captures two key elements, economic growth and equity. It will seek to foster income growth among the bottom 40 percent of a country's population. Improvement in the Shared Prosperity Indicator requires growth and well-being of the less well-off. When thinking about the idea of "shared prosperity" in your country, which of the following TWO best illustrate how this would be achieved in Uganda? (Choose no more than TWO)

Percentage of Respondents (Responses combined)	Office of President/Prime Minister/Minister	Office of Parliamentarian	Ministry/PMU/ Consultant on WBG Project	Local Govt.	Bilateral/ Multilateral Agency	Private Sector	CSO	Media	Independent Government Institution	Faith- Based Group	Youth Group	Academia	Judiciary Branch
Better opportunity for the poor who live in rural areas*	0.0%	17.6%	14.0%	17.6%	38.1%	13.6%	8.8%	23.1%	6.7%	0.0%	14.7%	6.7%	6.7%
Better opportunity for the poor who live in urban areas	7.1%	5.9%	0.8%	9.2%	4.8%	4.5%	2.6%	11.5%	6.7%	10.0%	0.0%	13.3%	13.3%
Consistent economic growth	14.3%	5.9%	14.0%	14.3%	9.5%	6.8%	8.8%	15.4%	16.7%	10.0%	8.8%	6.7%	13.3%
More reliable social safety net	0.0%	5.9%	9.3%	6.7%	0.0%	0.0%	3.5%	3.8%	20.0%	10.0%	8.8%	6.7%	6.7%
Greater access to agriculture support (inputs/extension services/markets)*	35.7%	52.9%	23.3%	43.7%	23.8%	40.9%	21.1%	15.4%	20.0%	20.0%	29.4%	46.7%	13.3%
Greater access to micro-finance for the poor	14.3%	11.8%	6.2%	4.2%	0.0%	20.5%	12.3%	7.7%	6.7%	0.0%	8.8%	13.3%	13.3%
Better employment opportunities for young people*	35.7%	17.6%	23.3%	16.0%	42.9%	15.9%	26.3%	34.6%	36.7%	40.0%	23.5%	20.0%	53.3%
Better employment opportunities for women	14.3%	5.9%	5.4%	1.7%	4.8%	0.0%	7.0%	3.8%	3.3%	10.0%	8.8%	6.7%	6.7%
Greater voice and participation for citizens to help ensure greater accountability*	21.4%	23.5%	7.8%	9.2%	9.5%	6.8%	28.9%	11.5%	23.3%	10.0%	23.5%	20.0%	13.3%
Education and training that better ensure job opportunity	7.1%	29.4%	26.4%	21.0%	19.0%	20.5%	21.1%	34.6%	20.0%	10.0%	20.6%	26.7%	13.3%
Better quality public services	14.3%	5.9%	29.5%	21.0%	19.0%	15.9%	24.6%	7.7%	20.0%	30.0%	5.9%	6.7%	26.7%
Greater access to health and nutrition for citizens	0.0%	0.0%	10.1%	12.6%	14.3%	15.9%	11.4%	7.7%	3.3%	10.0%	2.9%	6.7%	13.3%
Better entrepreneurial opportunities	28.6%	11.8%	19.4%	19.3%	9.5%	25.0%	16.7%	15.4%	3.3%	30.0%	35.3%	20.0%	0.0%
A growing middle class	7.1%	5.9%	4.7%	2.5%	4.8%	9.1%	3.5%	7.7%	3.3%	10.0%	2.9%	0.0%	0.0%
Other	0.0%	0.0%	0.0%	0.0%	0.0%	0.0%	0.0%	0.0%	3.3%	0.0%	2.9%	0.0%	0.0%

\*Significantly different between stakeholder groups

**B. Overall Attitudes toward the World Bank Group**

	Office of the President/Prime Minister/Minister			Office of Parliamentarian			Ministry/PMU/Consultant on WBG project			Local Govt.			Bilateral/Multilateral Agency			Private Sector			CSO			Media			Independent Government Institution			Faith-Based Group			Youth Group			Academia			Judiciary Branch		
	N	Mean	SD	N	Mean	SD	N	Mean	SD	N	Mean	SD	N	Mean	SD	N	Mean	SD	N	Mean	SD	N	Mean	SD	N	Mean	SD	N	Mean	SD	N	Mean	SD	N	Mean	SD	N	Mean	SD
How familiar are you with the work of the World Bank Group in Uganda?*	16	6.69	2.09	17	6.47	1.77	136	6.30	1.97	121	5.86	2.17	21	5.52	1.44	41	5.73	2.37	112	4.72	2.32	21	5.29	2.65	31	6.16	1.73	9	4.78	2.54	34	4.56	2.57	15	6.13	2.29	13	5.62	2.36

(1-Not familiar at all, 10-Extremely familiar) \*Significantly different between stakeholder groups

	Office of the President/Prime Minister/Minister			Office of Parliamentarian			Ministry/PMU/Consultant on WBG project			Local Govt.			Bilateral/Multilateral Agency			Private Sector			CSO			Media			Independent Government Institution			Faith-Based Group			Youth Group			Academia			Judiciary Branch		
	N	Mean	SD	N	Mean	SD	N	Mean	SD	N	Mean	SD	N	Mean	SD	N	Mean	SD	N	Mean	SD	N	Mean	SD	N	Mean	SD	N	Mean	SD	N	Mean	SD	N	Mean	SD	N	Mean	SD
Overall, please rate your impression of the World Bank Group's effectiveness in Uganda.*	17	7.06	1.68	16	6.38	1.41	131	6.56	2.01	115	6.79	2.21	19	5.58	1.35	35	6.86	2.24	103	5.56	2.26	19	6.11	2.45	31	6.29	1.77	10	6.20	1.69	27	5.30	2.57	15	5.93	2.31	13	5.77	2.42

(1-Not effective at all, 10-Very effective) \*Significantly different between stakeholder groups

	Office of the President/Prime Minister/Minister			Office of Parliamentarian			Ministry/PMU/Consultant on WBG project			Local Govt.			Bilateral/Multilateral Agency			Private Sector			CSO			Media			Independent Government Institution			Faith-Based Group			Youth Group			Academia			Judiciary Branch		
	N	Mean	SD	N	Mean	SD	N	Mean	SD	N	Mean	SD	N	Mean	SD	N	Mean	SD	N	Mean	SD	N	Mean	SD	N	Mean	SD	N	Mean	SD	N	Mean	SD	N	Mean	SD	N	Mean	SD
To what extent do you believe the World Bank Group is well qualified to help Uganda solve its most complicated development challenges?*	16	7.63	1.75	17	8.59	1.58	132	6.86	2.16	114	7.42	2.20	21	6.90	1.61	38	7.34	2.30	100	6.52	2.35	19	6.84	2.48	31	6.58	1.75	10	7.10	1.91	28	6.36	2.23	15	7.13	2.07	13	6.00	1.35

(1-To no degree at all, 10-To a very significant degree) \*Significantly different between stakeholder groups

**B. Overall Attitudes toward the World Bank Group (continued)**

When thinking about how the World Bank Group can have the most impact on development results in Uganda, in which sectors do you believe the World Bank Group should focus most of its resources (financial and knowledge services) in Uganda? (Choose no more than THREE)

Percentage of Respondents (Responses combined)	Office of President/Prime Minister/Minister	Office of Parliamentarian	Ministry/PMU/ Consultant on WBG Project	Local Govt.	Bilateral/ Multilateral Agency	Private Sector	CSO	Media	Independent Government Institution	Faith- Based Group	Youth Group	Academia	Judiciary Branch
Gender equity	0.0%	0.0%	8.1%	10.7%	4.8%	7.3%	12.0%	0.0%	0.0%	20.0%	14.7%	6.3%	6.7%
Private sector development*	29.4%	27.8%	13.3%	5.7%	9.5%	29.3%	6.8%	8.7%	13.3%	20.0%	5.9%	25.0%	13.3%
Education	52.9%	22.2%	23.7%	32.0%	28.6%	17.1%	31.6%	13.0%	33.3%	10.0%	23.5%	18.8%	6.7%
Public sector governance/reform	17.6%	16.7%	22.2%	15.6%	33.3%	12.2%	20.5%	8.7%	33.3%	20.0%	8.8%	12.5%	6.7%
Global/regional integration	0.0%	0.0%	2.2%	2.5%	0.0%	2.4%	1.7%	4.3%	0.0%	0.0%	2.9%	6.3%	0.0%
Urban development	5.9%	0.0%	12.6%	16.4%	0.0%	4.9%	5.1%	13.0%	13.3%	20.0%	11.8%	0.0%	6.7%
Energy*	29.4%	11.1%	14.8%	8.2%	4.8%	12.2%	3.4%	13.0%	6.7%	10.0%	20.6%	25.0%	0.0%
Water and sanitation	0.0%	5.6%	10.4%	8.2%	4.8%	2.4%	4.3%	4.3%	0.0%	10.0%	2.9%	0.0%	0.0%
Refugees/host communities	0.0%	0.0%	1.5%	0.0%	0.0%	0.0%	4.3%	4.3%	0.0%	0.0%	0.0%	0.0%	0.0%
Job creation/employment*	17.6%	22.2%	25.9%	18.0%	57.1%	24.4%	21.4%	30.4%	20.0%	50.0%	41.2%	18.8%	53.3%
Health*	11.8%	33.3%	20.7%	34.4%	14.3%	41.5%	28.2%	17.4%	36.7%	20.0%	17.6%	6.3%	26.7%
Financial markets	5.9%	0.0%	3.0%	2.5%	0.0%	2.4%	0.9%	0.0%	0.0%	10.0%	0.0%	6.3%	0.0%
Social protection	0.0%	0.0%	2.2%	0.8%	14.3%	2.4%	2.6%	0.0%	3.3%	0.0%	0.0%	0.0%	0.0%
Agriculture and rural development	52.9%	66.7%	45.9%	41.0%	38.1%	61.0%	37.6%	30.4%	40.0%	40.0%	50.0%	56.3%	26.7%
Trade and exports	5.9%	5.6%	7.4%	6.6%	0.0%	2.4%	6.8%	4.3%	10.0%	0.0%	0.0%	6.3%	0.0%
Climate change*	0.0%	11.1%	3.0%	5.7%	0.0%	9.8%	9.4%	21.7%	6.7%	10.0%	14.7%	0.0%	13.3%
Natural resource management	5.9%	5.6%	6.7%	9.0%	9.5%	9.8%	9.4%	8.7%	3.3%	10.0%	8.8%	6.3%	0.0%
Poverty reduction	17.6%	5.6%	20.0%	21.3%	4.8%	9.8%	21.4%	34.8%	26.7%	20.0%	11.8%	18.8%	33.3%
Anti corruption	17.6%	11.1%	14.8%	9.8%	19.0%	12.2%	23.1%	21.7%	33.3%	0.0%	20.6%	25.0%	26.7%
Judiciary reform*	5.9%	0.0%	1.5%	2.5%	4.8%	2.4%	1.7%	4.3%	3.3%	0.0%	0.0%	0.0%	26.7%
Economic growth	5.9%	5.6%	8.1%	3.3%	9.5%	14.6%	11.1%	21.7%	6.7%	0.0%	5.9%	12.5%	13.3%
Disaster risk management	0.0%	5.6%	0.0%	0.8%	0.0%	2.4%	1.7%	0.0%	0.0%	0.0%	2.9%	0.0%	0.0%
Equality of opportunity	0.0%	5.6%	5.2%	3.3%	9.5%	4.9%	9.4%	4.3%	3.3%	10.0%	5.9%	6.3%	0.0%
Disease	0.0%	0.0%	1.5%	3.3%	0.0%	0.0%	1.7%	4.3%	0.0%	0.0%	2.9%	6.3%	0.0%
Information and communications technology	5.9%	5.6%	1.5%	4.1%	4.8%	2.4%	4.3%	8.7%	0.0%	10.0%	5.9%	0.0%	0.0%
Transport*	11.8%	16.7%	14.1%	27.0%	28.6%	2.4%	10.3%	17.4%	6.7%	0.0%	5.9%	25.0%	6.7%

\*Significantly different between stakeholder groups

**B. Overall Attitudes toward the World Bank Group (continued)**

When thinking about the World Bank Group's role, which activity do you believe is of greatest VALUE and which activity is of second greatest value in Uganda?

Greatest Value Percentage of Respondents	Office of President/Prime Minister/Minister	Office of Parliamentarian	Ministry/PMU/ Consultant on WBG Project	Local Govt.	Bilateral/ Multilateral Agency	Private Sector	CSO	Media	Independent Government Institution	Faith- Based Group	Youth Group	Academia	Judiciary Branch
Bringing together different groups of stakeholders	0.0%	0.0%	3.2%	2.5%	0.0%	5.0%	6.4%	0.0%	3.6%	0.0%	8.8%	7.1%	0.0%
Capacity development	33.3%	26.7%	23.2%	28.0%	5.0%	22.5%	13.6%	8.0%	21.4%	11.1%	17.6%	0.0%	14.3%
Technical assistance	6.7%	0.0%	7.2%	8.5%	30.0%	10.0%	12.7%	12.0%	0.0%	0.0%	11.8%	14.3%	14.3%
Policy advice, studies, analyses	6.7%	6.7%	8.0%	8.5%	15.0%	10.0%	9.1%	8.0%	14.3%	11.1%	5.9%	0.0%	7.1%
Providing financial resources	46.7%	53.3%	40.0%	30.5%	40.0%	25.0%	31.8%	36.0%	21.4%	66.7%	32.4%	28.6%	28.6%
Providing data and statistics	0.0%	0.0%	1.6%	3.4%	0.0%	7.5%	2.7%	0.0%	10.7%	0.0%	2.9%	14.3%	7.1%
Promoting knowledge sharing	0.0%	0.0%	3.2%	5.9%	0.0%	2.5%	2.7%	8.0%	10.7%	0.0%	0.0%	14.3%	7.1%
Implementation support	0.0%	13.3%	8.8%	7.6%	10.0%	7.5%	8.2%	12.0%	10.7%	11.1%	5.9%	7.1%	21.4%
Mobilizing third party financial resources	6.7%	0.0%	1.6%	1.7%	0.0%	5.0%	4.5%	4.0%	7.1%	0.0%	5.9%	0.0%	0.0%
Donor coordination	0.0%	0.0%	3.2%	1.7%	0.0%	5.0%	5.5%	12.0%	0.0%	0.0%	8.8%	14.3%	0.0%
Other	0.0%	0.0%	0.0%	0.8%	0.0%	0.0%	2.7%	0.0%	0.0%	0.0%	0.0%	0.0%	0.0%

2 <sup>nd</sup> Greatest Value Percentage of Respondents	Office of President/Prime Minister/Minister	Office of Parliamentarian	Ministry/PMU/ Consultant on WBG Project	Local Govt.	Bilateral/ Multilateral Agency	Private Sector	CSO	Media	Independent Government Institution	Faith- Based Group	Youth Group	Academia	Judiciary Branch
Bringing together different groups of stakeholders	6.7%	0.0%	5.6%	5.3%	10.0%	7.9%	10.1%	3.8%	3.6%	12.5%	0.0%	6.7%	0.0%
Capacity development	6.7%	6.7%	13.7%	14.9%	15.0%	2.6%	17.4%	11.5%	0.0%	0.0%	8.8%	13.3%	0.0%
Technical assistance	26.7%	13.3%	16.1%	11.4%	10.0%	23.7%	17.4%	23.1%	7.1%	37.5%	20.6%	0.0%	21.4%
Policy advice, studies, analyses	20.0%	13.3%	14.5%	5.3%	20.0%	13.2%	7.3%	15.4%	10.7%	12.5%	14.7%	13.3%	21.4%
Providing financial resources	0.0%	20.0%	13.7%	18.4%	20.0%	21.1%	18.3%	23.1%	25.0%	0.0%	20.6%	33.3%	7.1%
Providing data and statistics	6.7%	13.3%	4.8%	7.0%	10.0%	5.3%	8.3%	7.7%	10.7%	12.5%	2.9%	20.0%	7.1%
Promoting knowledge sharing*	13.3%	0.0%	10.5%	7.9%	0.0%	7.9%	0.9%	0.0%	17.9%	0.0%	8.8%	6.7%	21.4%
Implementation support	6.7%	13.3%	15.3%	17.5%	5.0%	18.4%	7.3%	7.7%	21.4%	12.5%	11.8%	6.7%	7.1%
Mobilizing third party financial resources	13.3%	0.0%	2.4%	1.8%	5.0%	0.0%	5.5%	7.7%	3.6%	0.0%	0.0%	0.0%	7.1%
Donor coordination*	0.0%	20.0%	2.4%	8.8%	0.0%	0.0%	5.5%	0.0%	0.0%	12.5%	11.8%	0.0%	7.1%
Other	0.0%	0.0%	0.8%	1.8%	5.0%	0.0%	1.8%	0.0%	0.0%	0.0%	0.0%	0.0%	0.0%

\*Significantly different between stakeholder groups

**B. Overall Attitudes toward the World Bank Group (continued)**

Which of the following do you identify as the World Bank Group's greatest WEAKNESSES in its work in Uganda? (Choose no more than TWO)

Percentage of Respondents (Responses combined)	Office of President/Prime Minister/Minister	Office of Parliamentarian	Ministry/PMU/ Consultant on WBG Project	Local Govt.	Bilateral/ Multilateral Agency	Private Sector	CSO	Media	Independent Government Institution	Faith- Based Group	Youth Group	Academia	Judiciary Branch
Not in it for the long term	5.9%	0.0%	4.5%	3.4%	0.0%	7.3%	5.4%	8.7%	6.5%	0.0%	6.3%	0.0%	0.0%
Its advice and strategies do not lend themselves to practical problem solving	11.8%	12.5%	9.0%	9.5%	21.1%	7.3%	5.4%	0.0%	6.5%	22.2%	12.5%	18.8%	7.1%
Not enough public disclosure of its work	11.8%	31.3%	13.4%	22.4%	10.5%	19.5%	16.1%	8.7%	25.8%	11.1%	6.3%	6.3%	14.3%
Not aligned with country priorities	11.8%	25.0%	9.0%	5.2%	0.0%	12.2%	5.4%	4.3%	12.9%	0.0%	18.8%	18.8%	14.3%
Not adequately sensitive to political/social realities in Uganda	23.5%	6.3%	10.4%	16.4%	21.1%	9.8%	5.4%	8.7%	9.7%	0.0%	6.3%	18.8%	7.1%
Too influenced by developed countries	29.4%	31.3%	26.1%	20.7%	21.1%	17.1%	15.2%	26.1%	12.9%	22.2%	15.6%	18.8%	21.4%
Not willing to honestly criticize policies and reform efforts in the country	11.8%	25.0%	9.7%	15.5%	21.1%	14.6%	13.4%	8.7%	16.1%	11.1%	9.4%	12.5%	7.1%
Staff too inaccessible	0.0%	0.0%	6.0%	10.3%	10.5%	7.3%	8.9%	17.4%	12.9%	22.2%	3.1%	18.8%	14.3%
Not collaborating enough with private sector	23.5%	12.5%	10.4%	11.2%	5.3%	14.6%	7.1%	8.7%	6.5%	22.2%	15.6%	0.0%	21.4%
Not adequately collaborating with organizations such as bilaterals, multilaterals, trust funds, UN agencies*	0.0%	0.0%	3.0%	2.6%	15.8%	4.9%	0.9%	4.3%	3.2%	11.1%	3.1%	18.8%	14.3%
World Bank Group's processes too slow	11.8%	6.3%	14.9%	7.8%	5.3%	4.9%	6.3%	8.7%	19.4%	11.1%	9.4%	12.5%	7.1%
World Bank Group's processes too complex*	17.6%	6.3%	26.1%	18.1%	5.3%	9.8%	13.4%	30.4%	35.5%	0.0%	9.4%	12.5%	28.6%
Not exploring alternative policy options	11.8%	0.0%	10.4%	6.9%	0.0%	7.3%	7.1%	8.7%	6.5%	0.0%	9.4%	12.5%	14.3%
Not sufficiently focused on results	11.8%	6.3%	6.0%	6.0%	5.3%	12.2%	8.9%	4.3%	9.7%	0.0%	6.3%	6.3%	7.1%
Not collaborating enough with civil society*	5.9%	6.3%	3.0%	5.2%	10.5%	19.5%	33.0%	17.4%	9.7%	0.0%	6.3%	6.3%	14.3%
Inadequate World Bank Group's staffing in Uganda	0.0%	0.0%	4.5%	6.9%	5.3%	0.0%	4.5%	13.0%	0.0%	22.2%	6.3%	0.0%	0.0%
The credibility of its knowledge/data	5.9%	0.0%	0.7%	0.9%	0.0%	4.9%	1.8%	4.3%	0.0%	0.0%	3.1%	12.5%	0.0%
Other	5.9%	0.0%	1.5%	4.3%	5.3%	0.0%	1.8%	0.0%	0.0%	0.0%	3.1%	0.0%	0.0%
Don't know	0.0%	0.0%	5.2%	6.9%	10.5%	2.4%	6.3%	0.0%	0.0%	11.1%	15.6%	0.0%	0.0%

\*Significantly different between stakeholder groups

**B. Overall Attitudes toward the World Bank Group (continued)**

To what extent do you believe that the World Bank Group's work and support help the poorest in Uganda?\* (Select only ONE response)

Percentage of Respondents	Office of President/Prime Minister/Minister	Office of Parliamentarian	Ministry/PMU/Consultant on WBG Project	Local Govt.	Bilateral/Multilateral Agency	Private Sector	CSO	Media	Independent Government Institution	Faith-Based Group	Youth Group	Academia	Judiciary Branch
To a fully sufficient degree	0.0%	0.0%	11.3%	7.4%	0.0%	9.3%	4.6%	21.7%	3.2%	0.0%	0.0%	6.7%	0.0%
To a somewhat sufficient degree	29.4%	47.1%	39.8%	43.0%	44.4%	32.6%	43.5%	21.7%	22.6%	33.3%	23.3%	46.7%	7.1%
To a somewhat insufficient degree	52.9%	23.5%	24.1%	20.7%	33.3%	20.9%	23.1%	30.4%	54.8%	11.1%	16.7%	20.0%	57.1%
To a very insufficient degree	11.8%	23.5%	18.8%	20.7%	5.6%	11.6%	13.0%	17.4%	19.4%	11.1%	16.7%	20.0%	28.6%
Don't know	5.9%	5.9%	6.0%	8.3%	16.7%	25.6%	15.7%	8.7%	0.0%	44.4%	43.3%	6.7%	7.1%

\*Significantly different between stakeholder groups

How EFFECTIVE do you believe the following World Bank Group's instruments are in supporting the Uganda Government's efforts to reduce poverty? (1-Not effective at all, 10-Very effective)

	Office of the President/Prime Minister/Minister			Office of Parliamentarian			Ministry/PMU/Consultant on WBG project			Local Govt.			Bilateral/Multilateral Agency			Private Sector			CSO			Media			Independent Government Institution			Faith-Based Group			Youth Group			Academia			Judiciary Branch		
	N	Mean	SD	N	Mean	SD	N	Mean	SD	N	Mean	SD	N	Mean	SD	N	Mean	SD	N	Mean	SD	N	Mean	SD	N	Mean	SD	N	Mean	SD	N	Mean	SD	N	Mean	SD	N	Mean	SD
Investment Project Financing (IPF)*	15	6.53	1.64	11	6.36	1.91	82	6.88	1.38	59	7.25	2.01	11	5.73	1.90	17	6.65	2.26	51	5.86	2.09	10	7.20	2.20	25	6.20	1.80	2	6.00	1.41	7	6.00	3.16	9	7.33	2.06	9	6.33	2.00
Development Policy Financing (DPF)*	14	6.43	1.70	11	7.00	1.48	74	6.64	1.57	52	7.17	1.96	10	6.10	1.37	14	6.21	1.53	41	5.39	2.05	9	7.11	2.03	23	6.48	1.73	2	3.50	0.71	5	6.40	2.61	8	6.75	1.75	5	4.80	1.92
Program-for-Results Financing (PforR)*	11	5.55	1.63	8	6.38	1.92	73	6.48	2.02	57	7.96	1.70	8	5.25	1.75	13	6.23	1.54	39	5.59	2.16	9	7.00	2.18	23	6.30	1.43	2	5.50	0.71	7	5.86	2.12	8	6.88	1.55	8	5.38	2.62
Trust funds and grants*	12	5.83	1.80	12	7.08	1.78	78	6.45	1.90	53	7.36	2.14	8	5.63	1.51	16	6.81	1.76	48	6.10	2.10	9	7.00	2.12	24	6.42	2.10	2	4.00	1.41	5	5.00	2.45	7	5.57	2.23	7	5.57	1.62
MIGA Guarantees	10	6.00	1.70	5	5.60	0.89	48	6.25	1.83	28	6.96	2.05	4	5.25	0.50	11	6.64	1.36	28	5.57	1.91	8	6.50	1.77	23	5.74	1.98	1	2.00		4	4.75	3.10	8	5.63	1.85	7	7.14	2.61
IFC Investment Services	10	5.90	1.79	7	6.43	0.98	61	6.57	1.58	36	6.83	2.43	7	5.00	1.29	14	7.07	1.21	32	5.53	1.97	9	6.22	2.33	22	6.23	1.41	1	3.00		5	6.20	2.95	8	6.38	2.26	8	5.88	2.64
IFC Advisory Services	10	6.10	1.73	8	6.38	1.85	65	6.46	1.88	36	6.89	2.29	7	5.14	1.57	14	6.57	1.55	37	5.97	2.42	9	6.78	2.54	22	6.59	1.94	1	5.00		5	5.80	3.63	8	6.50	2.33	9	6.22	1.86

\*Significantly different between stakeholder groups

**B. Overall Attitudes toward the World Bank Group (continued)**

In addition to the regular relations with the national government, which **TWO** of the following groups should the World Bank Group collaborate with more in your country?  
(Choose no more than TWO)

Percentage of Respondents (Responses combined)	Office of President/Prime Minister/Minister	Office of Parliamentarian	Ministry/PMU/ Consultant on WBG Project	Local Govt.	Bilateral/ Multilateral Agency	Private Sector	CSO	Media	Independent Government Institution	Faith- Based Group	Youth Group	Academia	Judiciary Branch
Beneficiaries*	58.8%	23.5%	41.0%	33.1%	29.4%	14.6%	23.7%	31.8%	34.8%	40.0%	29.0%	20.0%	27.3%
Youth/university groups*	5.9%	29.4%	20.5%	5.6%	11.8%	36.6%	21.9%	4.5%	21.7%	0.0%	32.3%	20.0%	9.1%
Private sector*	58.8%	5.9%	33.6%	21.8%	58.8%	78.0%	17.5%	18.2%	30.4%	40.0%	38.7%	40.0%	18.2%
Local government*	41.2%	35.3%	36.1%	80.6%	11.8%	2.4%	17.5%	31.8%	30.4%	10.0%	12.9%	0.0%	18.2%
Donor community*	5.9%	0.0%	9.8%	5.6%	29.4%	9.8%	7.0%	4.5%	4.3%	0.0%	0.0%	13.3%	0.0%
NGOs/Community Based Organizations/Civil Society Organizations (CSOs)*	11.8%	11.8%	18.0%	24.2%	17.6%	39.0%	77.2%	36.4%	17.4%	80.0%	58.1%	26.7%	54.5%
Academia/think tanks/research institutes*	5.9%	11.8%	18.0%	4.8%	17.6%	4.9%	13.2%	4.5%	17.4%	20.0%	0.0%	53.3%	36.4%
Parliament*	11.8%	76.5%	4.1%	6.5%	5.9%	2.4%	5.3%	4.5%	17.4%	0.0%	6.5%	0.0%	0.0%
Foundations	0.0%	0.0%	1.6%	5.6%	0.0%	2.4%	3.5%	4.5%	0.0%	10.0%	0.0%	0.0%	9.1%
Media*	0.0%	5.9%	4.9%	5.6%	5.9%	2.4%	4.4%	54.5%	4.3%	0.0%	9.7%	13.3%	9.1%
Other*	0.0%	0.0%	4.9%	0.0%	0.0%	4.9%	0.9%	4.5%	13.0%	0.0%	0.0%	6.7%	0.0%
Don't know	0.0%	0.0%	0.8%	1.6%	5.9%	0.0%	0.0%	0.0%	0.0%	0.0%	3.2%	0.0%	0.0%

\*Significantly different between stakeholder groups

To what extent do you agree with the following statements about the World Bank Group's work in Uganda? (1-Strongly disagree, 10-Strongly agree)

	Office of the President/Prime Minister/Minister			Office of Parliamentarian			Ministry/PMU/ Consultant on WBG project			Local Govt.			Bilateral/Multilateral Agency			Private Sector			CSO			Media			Independent Government Institution			Faith-Based Group			Youth Group			Academia			Judiciary Branch		
	N	Mean	SD	N	Mean	SD	N	Mean	SD	N	Mean	SD	N	Mean	SD	N	Mean	SD	N	Mean	SD	N	Mean	SD	N	Mean	SD	N	Mean	SD	N	Mean	SD	N	Mean	SD	N	Mean	SD
Overall the World Bank Group currently plays a relevant role in development in Uganda	15	6.33	1.35	17	7.53	1.94	123	7.20	2.04	111	7.33	2.29	17	6.94	1.56	32	7.03	2.01	92	6.72	2.25	17	7.06	2.86	31	6.23	1.84	5	6.60	2.07	19	6.68	2.58	14	7.21	2.19	13	5.38	1.89
The World Bank Group's work is aligned with what I consider the development priorities for Uganda*	14	6.00	2.11	17	6.18	1.91	117	6.79	2.00	109	7.58	2.11	16	6.19	1.80	31	6.42	2.43	86	6.16	2.32	14	6.86	2.91	31	6.10	1.64	5	6.80	1.79	16	6.44	2.61	14	6.64	2.21	12	5.33	2.39

\*Significantly different between stakeholder groups

**B. Overall Attitudes toward the World Bank Group (continued)**

To what extent is the World Bank Group an effective development partner in Uganda, in terms of each of the following? (1-To no degree at all, 10-To a very significant degree)

	Office of the President/Prime Minister/Minister			Office of Parliamentarian			Ministry/PMU/Consultant on WBG project			Local Govt.			Bilateral/Multilateral Agency			Private Sector			CSO			Media			Independent Government Institution			Faith-Based Group			Youth Group			Academia			Judiciary Branch		
	N	Mean	SD	N	Mean	SD	N	Mean	SD	N	Mean	SD	N	Mean	SD	N	Mean	SD	N	Mean	SD	N	Mean	SD	N	Mean	SD	N	Mean	SD	N	Mean	SD	N	Mean	SD	N	Mean	SD
Responsiveness to needs*	16	5.50	1.83	17	5.47	1.62	110	6.59	1.90	97	6.60	2.11	11	5.73	1.01	25	6.40	1.89	77	5.49	2.26	12	6.17	2.76	29	6.24	1.81	3	5.00	1.00	14	6.86	1.88	11	4.73	1.68	10	5.60	1.17
Flexibility (in terms of the institution's products and services)*	15	4.80	1.82	15	5.07	1.39	106	5.84	1.81	92	6.15	2.15	11	4.09	1.38	23	5.17	1.95	65	4.85	2.02	11	5.82	2.52	26	5.58	1.88	3	4.67	0.58	11	5.18	2.09	11	5.36	1.50	10	6.00	2.11
Flexibility (in terms of changing country circumstances)	15	5.13	2.26	15	4.93	1.39	109	6.23	2.02	88	6.25	2.23	11	5.09	1.64	21	5.71	2.28	69	5.39	2.06	12	6.25	2.63	28	5.82	1.85	3	4.33	0.58	12	5.25	1.96	11	5.27	2.05	10	5.30	2.06
Being inclusive*	16	5.31	1.70	16	5.44	1.26	108	6.85	1.99	87	6.79	2.05	12	5.25	1.82	22	6.50	2.06	70	5.57	2.27	12	6.83	2.37	28	6.39	2.01	3	5.33	0.58	13	6.77	2.39	11	5.73	2.76	10	6.40	2.12
Openness (sharing data and other information)	16	5.75	1.95	16	7.50	2.00	108	6.90	2.08	97	7.36	2.24	13	6.77	1.74	24	7.38	2.62	73	6.63	2.68	13	7.15	2.61	27	6.63	1.96	3	6.67	2.08	13	7.77	2.01	9	7.22	1.48	9	6.78	3.03
Collaboration with the Government*	16	7.13	1.96	17	7.29	1.65	114	7.84	1.82	101	8.09	1.91	13	6.77	1.79	24	8.33	1.49	75	7.91	1.89	13	8.00	1.87	30	6.83	1.86	3	6.33	2.31	13	7.69	1.70	9	7.44	1.42	10	7.70	1.70
The speed in which it gets things accomplished on the ground*	14	5.29	2.37	15	5.27	0.96	107	5.98	1.97	94	7.02	2.07	13	4.62	1.80	22	4.82	2.74	72	5.42	2.11	12	6.67	2.15	28	5.57	2.22	3	5.33	1.53	12	5.67	1.83	11	5.64	1.43	9	6.89	2.42
Helping to bring discipline/effective supervision to implementation of investment projects*	15	5.80	2.08	17	5.06	2.38	109	6.96	2.10	95	7.24	2.14	11	5.55	1.92	23	6.26	2.86	72	5.83	2.48	13	6.92	2.36	28	6.14	2.03	3	4.33	1.15	13	6.62	1.98	11	5.36	1.96	9	6.44	1.59
Collaboration with civil society*	13	4.85	1.72	15	4.93	1.75	96	6.60	1.94	87	6.76	2.11	8	4.88	2.17	22	6.00	2.62	74	4.95	2.32	13	6.77	2.59	27	5.89	1.93	2	4.50	0.71	11	5.36	2.01	10	5.60	2.27	9	6.11	2.26
Staff accessibility*	14	4.79	2.58	14	4.21	1.58	107	6.21	2.25	91	5.86	2.38	11	4.73	1.95	23	4.61	2.92	67	4.76	2.50	14	5.14	2.44	26	5.73	1.64	3	5.67	3.79	13	4.92	2.60	10	5.50	2.22	9	5.56	2.92
Collaboration with other donors and development partners*	14	5.93	1.73	15	5.60	1.92	99	7.18	1.93	84	7.33	2.06	13	5.69	1.93	24	7.08	2.26	67	6.52	2.47	13	6.62	2.75	27	6.44	1.76	3	5.33	1.53	11	7.00	2.45	11	6.55	1.69	10	6.80	1.55
Collaboration with the private sector*	15	5.87	1.77	17	4.88	2.20	99	6.61	1.95	84	6.54	2.07	7	5.14	1.68	23	5.61	2.52	57	5.61	2.40	15	6.13	2.75	26	6.35	1.50	3	3.67	1.15	9	5.67	2.50	11	6.27	1.74	9	6.33	2.18
Straightforwardness and honesty*	14	6.36	2.17	16	7.31	2.41	105	7.32	2.15	92	7.75	1.88	13	6.23	1.24	23	6.48	2.57	70	6.76	2.63	14	7.00	3.01	29	6.83	2.22	3	7.33	2.08	12	7.17	2.52	12	5.17	2.44	9	6.33	2.29
Treating clients and stakeholders in Uganda with respect	15	6.73	2.19	14	6.93	2.06	112	7.29	2.06	96	7.75	1.92	11	6.73	2.37	23	7.48	1.83	69	6.90	2.30	14	6.71	2.73	29	6.97	1.94	3	6.00	1.73	10	8.20	1.23	11	5.82	1.83	9	7.56	1.74
Being a long-term partner	14	6.86	2.66	17	7.94	2.16	111	7.52	2.20	100	8.10	2.03	10	7.00	2.49	24	8.08	2.32	63	7.68	2.21	14	8.36	2.73	28	6.89	2.01	3	7.00	2.65	11	7.64	2.01	11	7.64	1.91	10	7.20	1.69

\*Significantly different between stakeholder groups

**B. Overall Attitudes toward the World Bank Group (continued)**

What causes World Bank Group assisted reform efforts to fail or slow down? (Choose no more than TWO)

Percentage of Respondents (Responses combined)	Office of President/Prime Minister/Minister	Office of Parliamentarian	Ministry/PMU/ Consultant on WBG Project	Local Govt.	Bilateral/ Multilateral Agency	Private Sector	CSO	Media	Independent Government Institution	Faith- Based Group	Youth Group	Academia	Judiciary Branch
There is an inadequate level of private sector participation and support*	7.1%	11.8%	8.9%	9.6%	6.7%	37.8%	9.2%	5.0%	13.3%	12.5%	18.2%	20.0%	23.1%
Poor donor coordination	7.1%	0.0%	7.3%	9.6%	13.3%	10.8%	7.1%	15.0%	6.7%	0.0%	13.6%	13.3%	7.7%
The World Bank Group does not provide the government with consistent support throughout the reform effort*	21.4%	0.0%	7.3%	5.3%	0.0%	0.0%	2.0%	5.0%	10.0%	25.0%	4.5%	6.7%	7.7%
Poor coordination within the Government*	42.9%	5.9%	29.8%	27.2%	20.0%	8.1%	16.3%	30.0%	16.7%	12.5%	9.1%	26.7%	15.4%
The World Bank Group is not sensitive enough to political/social realities on the ground	28.6%	17.6%	15.3%	16.7%	26.7%	8.1%	17.3%	25.0%	16.7%	0.0%	18.2%	20.0%	15.4%
Lack of/inadequate levels of capacity in Government	21.4%	17.6%	21.8%	16.7%	20.0%	10.8%	18.4%	30.0%	16.7%	37.5%	22.7%	13.3%	7.7%
There is not an adequate level of citizen/civil society participation*	7.1%	47.1%	11.3%	19.3%	40.0%	27.0%	30.6%	20.0%	3.3%	25.0%	13.6%	20.0%	61.5%
Corruption*	28.6%	64.7%	38.7%	44.7%	40.0%	45.9%	49.0%	25.0%	76.7%	37.5%	22.7%	26.7%	53.8%
Poor coordination within the World Bank Group	14.3%	0.0%	8.1%	8.8%	0.0%	0.0%	3.1%	15.0%	13.3%	25.0%	9.1%	6.7%	0.0%
Political pressures and obstacles*	7.1%	5.9%	17.7%	21.9%	13.3%	29.7%	22.4%	10.0%	6.7%	12.5%	40.9%	6.7%	0.0%
Reforms are not well thought out in light of country challenges	14.3%	29.4%	16.9%	14.9%	20.0%	13.5%	10.2%	5.0%	10.0%	12.5%	18.2%	26.7%	7.7%
Other	0.0%	0.0%	2.4%	1.8%	0.0%	0.0%	4.1%	5.0%	3.3%	0.0%	0.0%	0.0%	0.0%

\*Significantly different between stakeholder groups

**C. World Bank Group's Effectiveness and Results**

In Uganda, to what extent do the World Bank Group's financial resources, advice, and knowledge influence policy related to ... ? (1-To no degree at all, 10-To a very significant degree)

	Office of the President/Prime Minister/Minister			Office of Parliamentarian			Ministry/PMU/ Consultant on WBG project			Local Govt.			Bilateral/Multilateral Agency			Private Sector			CSO			Media			Independent Government Institution			Faith-Based Group			Youth Group			Academia			Judiciary Branch		
	N	Mean	SD	N	Mean	SD	N	Mean	SD	N	Mean	SD	N	Mean	SD	N	Mean	SD	N	Mean	SD	N	Mean	SD	N	Mean	SD	N	Mean	SD	N	Mean	SD	N	Mean	SD	N	Mean	SD
Gender	14	5.29	2.05	15	6.33	1.91	107	6.77	1.94	97	6.97	2.15	13	6.08	1.55	24	6.88	1.65	79	6.09	2.20	12	6.17	2.69	25	6.00	1.50	5	6.80	2.17	10	6.70	1.95	12	6.00	2.00	11	6.36	1.29
The impact of climate change*	15	4.60	2.03	14	6.00	2.18	95	6.31	1.92	92	6.96	2.17	11	6.09	1.87	20	6.05	2.31	68	6.00	2.25	12	6.58	2.39	27	6.26	1.56	4	6.50	1.73	9	6.44	2.19	12	5.42	1.73	11	6.00	2.05

\*Significantly different between stakeholder groups

**C. World Bank Group's Effectiveness and Results (continued)**

How EFFECTIVE is the World Bank Group in terms of the work it does in the following areas of development in Uganda? (1-Not effective at all, 10-Very effective)

	Office of the President/Prime Minister/Minister			Office of Parliamentarian			Ministry/PMU/Consultant on WBG project			Local Govt.			Bilateral/Multilateral Agency			Private Sector			CSO			Media			Independent Government Institution			Faith-Based Group			Youth Group			Academia			Judiciary Branch		
	N	Mean	SD	N	Mean	SD	N	Mean	SD	N	Mean	SD	N	Mean	SD	N	Mean	SD	N	Mean	SD	N	Mean	SD	N	Mean	SD	N	Mean	SD	N	Mean	SD	N	Mean	SD	N	Mean	SD
Social protection	10	5.60	1.51	11	5.64	1.96	79	6.84	2.07	77	6.73	2.04	8	6.25	2.31	17	6.00	2.52	57	5.75	2.12	10	7.30	2.50	24	5.71	1.85	4	6.00	2.94	8	6.13	2.10	10	6.30	1.70	11	6.00	2.00
Gender equity	11	5.82	1.66	14	6.43	1.50	92	6.89	2.24	90	6.83	2.07	10	6.20	1.40	20	6.05	2.28	72	6.43	2.07	10	6.90	2.47	24	6.21	2.06	5	6.60	2.41	9	7.11	1.45	11	6.27	1.74	10	7.10	1.52
Private sector development	12	5.92	2.02	13	5.31	1.65	84	6.39	1.96	72	6.60	2.07	7	5.57	1.90	21	5.90	2.76	58	6.33	1.72	12	6.50	2.81	22	5.77	1.77	3	4.67	2.08	9	6.89	1.83	9	6.56	0.88	11	7.09	1.81
Education	13	6.00	1.83	14	6.36	1.69	89	7.13	1.91	85	7.08	1.95	8	6.38	1.60	21	6.38	2.38	64	6.77	1.73	11	6.73	2.61	22	6.41	1.74	5	6.40	2.61	9	6.89	1.69	11	5.55	1.92	9	6.67	1.94
Public sector governance/reform	11	6.73	2.10	13	5.77	2.09	80	6.75	1.79	84	6.79	2.14	8	7.38	1.85	19	6.79	1.87	60	5.87	2.21	12	6.75	3.17	25	6.44	1.85	4	6.75	3.30	10	6.20	1.48	8	6.38	1.30	10	6.60	1.51
Global/regional integration	11	6.00	1.00	13	5.92	1.19	76	6.58	1.82	64	7.09	2.01	4	6.25	1.26	16	6.31	2.24	50	6.36	2.20	9	7.22	2.91	20	5.80	0.95	3	6.00	2.65	7	6.14	1.21	8	6.50	1.31	8	5.50	0.93
Refugees/host communities	10	6.00	1.05	11	6.91	2.02	76	6.74	1.78	77	7.44	2.12	9	6.89	1.69	13	6.92	2.78	47	6.40	2.25	10	5.60	2.95	25	6.52	1.64	4	7.25	2.87	8	6.63	1.60	10	6.10	1.29	9	6.89	1.36
Urban development*	10	6.70	1.34	14	7.36	1.69	91	7.10	1.88	92	7.78	2.06	5	7.20	2.28	21	7.14	1.88	57	6.77	1.85	12	8.33	2.39	25	6.72	1.77	3	7.00	1.73	8	7.63	2.00	8	6.88	0.99	8	5.63	1.85
Energy	12	6.50	1.51	14	7.07	2.34	87	7.29	1.77	69	7.28	1.74	5	7.60	1.52	15	6.80	1.93	47	6.66	2.01	11	7.64	2.58	26	6.88	1.75	3	6.67	1.15	7	7.71	0.95	9	7.33	1.22	10	6.50	1.27
Water and sanitation	12	6.25	1.48	13	6.92	2.36	86	7.43	1.77	87	7.41	1.86	6	7.67	1.37	14	7.00	2.32	52	6.71	2.12	9	7.11	2.52	25	6.84	1.72	4	7.25	1.50	8	7.00	0.76	9	6.67	1.41	9	6.78	1.30
Job creation/employment	12	4.83	2.12	12	4.75	1.71	80	5.66	2.17	79	5.85	2.29	8	6.00	1.69	17	5.24	2.68	60	5.17	2.20	10	5.50	2.72	24	6.25	2.11	3	4.67	3.79	11	5.73	2.57	10	5.30	1.25	11	5.36	2.66
Health*	11	6.18	2.04	13	6.92	2.40	87	7.25	1.84	80	7.28	1.79	6	7.00	1.67	18	6.78	2.39	60	6.05	2.02	10	7.30	2.67	21	6.71	1.68	4	6.75	2.63	10	6.60	1.78	9	5.56	1.88	10	6.30	1.89
Transport	10	5.80	1.55	14	8.14	1.96	94	7.93	1.95	91	7.80	2.02	7	6.57	2.51	19	7.05	2.32	64	7.75	2.01	11	8.09	2.63	24	7.08	1.91	4	6.50	2.38	9	7.56	1.91	10	7.30	2.00	10	7.20	1.55
Agriculture and rural development*	8	5.25	1.91	12	5.25	1.76	88	6.99	2.07	81	6.83	1.88	8	6.75	2.31	23	6.70	2.67	59	5.86	1.98	11	6.91	2.91	21	5.90	1.87	3	5.67	2.08	8	6.63	2.00	10	6.00	1.25	10	6.20	2.70
Natural resource management*	10	6.20	2.10	13	5.23	2.01	81	6.84	2.31	76	6.59	2.13	6	6.00	2.28	16	5.25	2.57	47	5.47	1.90	10	7.00	2.91	23	6.35	1.53	3	5.33	2.31	8	6.25	2.05	9	5.33	1.87	10	6.60	2.32
Poverty reduction	9	4.67	2.06	13	6.23	1.69	93	6.31	2.51	81	6.77	1.88	9	6.78	1.99	16	5.00	2.56	58	6.10	2.17	12	7.17	2.98	26	6.23	1.90	3	6.67	2.08	9	6.22	1.86	8	6.13	1.89	10	5.90	2.47
Anti corruption*	12	5.83	1.47	12	5.33	2.19	81	6.37	2.36	77	6.16	2.37	7	4.86	2.67	18	4.28	2.47	52	5.08	2.42	9	5.44	2.96	26	6.23	2.63	3	6.33	2.31	9	5.00	3.08	10	4.90	1.97	9	5.89	2.89
Economic growth	13	6.54	1.13	13	6.38	2.06	93	7.14	1.98	87	7.26	1.93	7	6.43	2.07	20	5.75	2.29	60	6.63	1.99	11	7.36	2.77	24	6.33	1.97	3	7.00	2.00	9	6.89	2.15	10	6.60	1.58	10	6.70	2.36
Disaster risk management	12	5.42	1.88	12	5.50	1.73	72	6.32	2.24	70	6.53	2.28	5	5.20	0.84	13	5.08	2.60	45	5.18	2.06	7	5.71	3.09	23	6.13	2.05	2	6.00	1.41	7	5.57	1.62	8	5.75	2.12	10	6.30	2.79
Equality of opportunity	11	6.18	1.47	13	5.62	1.56	84	6.62	2.24	75	6.85	2.00	8	6.38	1.60	16	5.88	2.63	57	6.28	2.29	8	6.38	3.07	19	5.79	2.25	4	5.75	1.71	7	6.14	1.07	9	6.22	1.56	9	6.56	1.81
Disease	12	5.25	1.54	11	6.27	2.00	68	6.40	1.69	75	7.07	1.91	4	5.50	1.73	15	5.87	2.53	47	6.09	1.98	8	5.50	2.78	22	6.50	1.99	3	6.00	1.73	5	5.60	1.95	9	5.78	1.99	10	6.20	2.25
Information and communications technology	13	6.23	2.35	11	5.45	1.57	73	6.68	1.69	68	6.97	1.89	4	6.00	1.41	15	6.27	2.52	51	6.24	2.03	9	6.67	3.20	23	6.17	1.85	3	6.33	1.53	5	6.80	1.48	9	5.89	2.15	10	6.50	2.55

\*Significantly different between stakeholder groups

	Office of the President/Prime Minister/Minister			Office of Parliamentarian			Ministry/PMU/Consultant on WBG project			Local Govt.			Bilateral/Multilateral Agency			Private Sector			CSO			Media			Independent Government Institution			Faith-Based Group			Youth Group			Academia			Judiciary Branch		
	N	Mean	SD	N	Mean	SD	N	Mean	SD	N	Mean	SD	N	Mean	SD	N	Mean	SD	N	Mean	SD	N	Mean	SD	N	Mean	SD	N	Mean	SD	N	Mean	SD	N	Mean	SD	N	Mean	SD
To what extent does the World Bank Group's work help to achieve development results in Uganda?*	16	6.19	1.42	16	6.88	1.75	117	7.07	1.79	110	7.40	1.94	12	6.58	1.73	26	6.46	2.14	84	6.25	1.86	14	6.93	2.62	29	6.41	1.74	6	6.00	1.26	13	6.85	2.23	13	6.69	1.65	12	6.33	2.23

(1-To no degree at all, 10-To a very significant degree) \*Significantly different between stakeholder groups

**C. World Bank Group's Effectiveness and Results (continued)****To what extent do you agree with the following statements about the World Bank Group in Uganda? (1-Strongly disagree, 10-Strongly agree)**

	Office of the President/Prime Minister/Minister			Office of Parliamentarian			Ministry/PMU/Consultant on WBG project			Local Govt.			Bilateral/Multilateral Agency			Private Sector			CSO			Media			Independent Government Institution			Faith-Based Group			Youth Group			Academia			Judiciary Branch		
	N	Mean	SD	N	Mean	SD	N	Mean	SD	N	Mean	SD	N	Mean	SD	N	Mean	SD	N	Mean	SD	N	Mean	SD	N	Mean	SD	N	Mean	SD	N	Mean	SD	N	Mean	SD	N	Mean	SD
The World Bank Group's financial instruments meet the needs of Uganda*	16	5.19	1.52	16	5.94	1.73	107	6.70	1.75	99	6.61	2.02	10	5.30	1.57	24	6.25	2.11	68	5.90	2.07	14	5.71	2.89	27	5.63	1.42	6	6.50	1.87	10	6.00	2.00	12	6.00	1.54	12	5.42	1.62
The World Bank Group meets Uganda's needs for knowledge services	16	5.81	1.80	15	6.27	1.62	108	6.70	1.92	96	6.80	1.89	13	5.92	1.44	25	6.72	1.86	66	6.61	2.18	14	6.64	3.10	29	5.93	1.73	7	6.29	1.11	11	7.00	2.28	13	6.00	1.91	12	6.33	2.46

\*Significantly different between stakeholder groups

	Office of the President/Prime Minister/Minister			Office of Parliamentarian			Ministry/PMU/Consultant on WBG project			Local Govt.			Bilateral/Multilateral Agency			Private Sector			CSO			Media			Independent Government Institution			Faith-Based Group			Youth Group			Academia			Judiciary Branch		
	N	Mean	SD	N	Mean	SD	N	Mean	SD	N	Mean	SD	N	Mean	SD	N	Mean	SD	N	Mean	SD	N	Mean	SD	N	Mean	SD	N	Mean	SD	N	Mean	SD	N	Mean	SD	N	Mean	SD
How effectively does the World Bank Group help Uganda to mobilize finance for development from private sector sources?	14	5.93	2.09	14	6.50	1.99	93	6.42	2.07	81	6.81	1.96	8	5.00	1.51	22	5.91	2.64	62	6.02	2.04	11	6.36	2.77	27	5.89	1.69	6	5.50	1.38	9	6.44	1.74	10	7.00	1.33	12	6.17	2.41

(1-Not effectively at all, 10-Very effectively)

As part of IDA18, the World Bank Group has expanded (or developed) a number of financial instruments to respond to challenges in IDA countries. These include the Crisis Response Window (CRW), Pandemic Emergency Finance Facility (PEF), Catastrophe Deferred Draw Down Option (CAT-DDO), and the Private Sector Window (PSW). In general, how familiar are you with these new or expanded financial instruments in Uganda?\* (Select only ONE response)

Percentage of Respondents	Office of the President/Prime Minister/Minister	Office of Parliamentarian	Ministry/PMU/Consultant on WBG Project	Local Govt.	Bilateral/Multilateral Agency	Private Sector	CSO	Media	Independent Government Institution	Faith-Based Group	Youth Group	Academia	Judiciary Branch
Very familiar	6.3%	0.0%	.8%	6.1%	0.0%	3.1%	2.1%	12.5%	0.0%	0.0%	0.0%	13.3%	0.0%
Somewhat familiar	43.8%	42.9%	20.2%	22.8%	7.7%	21.9%	13.8%	50.0%	10.0%	0.0%	9.5%	20.0%	23.1%
Somewhat unfamiliar	6.3%	35.7%	31.9%	17.5%	23.1%	15.6%	22.3%	6.3%	30.0%	11.1%	14.3%	20.0%	53.8%
Very unfamiliar	31.3%	7.1%	27.7%	26.3%	46.2%	25.0%	26.6%	18.8%	50.0%	44.4%	19.0%	26.7%	15.4%
Don't know	12.5%	14.3%	19.3%	27.2%	23.1%	34.4%	35.1%	12.5%	10.0%	44.4%	57.1%	20.0%	7.7%

\*Significantly different between stakeholder groups

**How effectively does the World Bank Group support Uganda's efforts ... ? (1-Not effectively at all, 10-Very effectively)**

	Office of the President/Prime Minister/Minister			Office of Parliamentarian			Ministry/PMU/Consultant on WBG project			Local Govt.			Bilateral/Multilateral Agency			Private Sector			CSO			Media			Independent Government Institution			Faith-Based Group			Youth Group			Academia			Judiciary Branch		
	N	Mean	SD	N	Mean	SD	N	Mean	SD	N	Mean	SD	N	Mean	SD	N	Mean	SD	N	Mean	SD	N	Mean	SD	N	Mean	SD	N	Mean	SD	N	Mean	SD	N	Mean	SD	N	Mean	SD
To build stronger domestic resource mobilization systems in the Government*	15	6.07	1.39	15	5.33	1.40	85	6.48	1.81	94	6.71	2.00	8	5.13	1.36	17	5.24	2.46	66	5.61	1.89	13	5.69	3.45	28	6.25	1.48	5	5.60	1.14	10	6.90	1.97	10	6.10	2.13	12	5.42	1.38
To develop better and stronger data collection/analytics systems within the Government	15	6.20	1.42	14	6.93	1.38	94	6.83	1.75	97	6.70	1.85	9	5.56	1.94	23	6.39	2.27	66	6.24	2.05	13	6.46	2.96	29	6.59	1.48	6	6.33	1.03	10	6.80	1.62	10	5.80	1.14	12	6.00	1.54
To strengthen the country's crisis preparedness*	15	5.67	1.40	13	5.77	1.79	79	6.67	1.86	91	6.81	1.97	8	5.00	1.60	18	6.28	2.11	64	5.52	1.97	11	6.09	3.56	26	5.65	1.57	5	5.60	1.14	9	7.00	1.87	8	5.88	0.99	11	6.27	2.00

\*Significantly different between stakeholder groups



## D. The World Bank Group's Knowledge Work and Activities

How frequently do you consult World Bank Group's knowledge work and activities in the work you do?\*

Percentage of Respondents	Office of President/Prime Minister/Minister	Office of Parliamentarian	Ministry/PMU/Consultant on WBG Project	Local Govt.	Bilateral/Multilateral Agency	Private Sector	CSO	Media	Independent Government Institution	Faith-Based Group	Youth Group	Academia	Judiciary Branch
Weekly	0.0%	6.3%	8.2%	0.0%	0.0%	5.4%	6.5%	16.7%	0.0%	0.0%	0.0%	0.0%	0.0%
Monthly	12.5%	6.3%	18.9%	6.7%	7.7%	8.1%	10.3%	22.2%	0.0%	0.0%	7.7%	15.4%	0.0%
A few times a year	43.8%	56.3%	45.1%	32.8%	53.8%	35.1%	37.4%	33.3%	73.3%	30.0%	42.3%	46.2%	61.5%
Rarely	31.3%	31.3%	22.1%	39.5%	38.5%	16.2%	26.2%	22.2%	20.0%	50.0%	23.1%	30.8%	38.5%
Never	12.5%	0.0%	5.7%	21.0%	0.0%	35.1%	19.6%	5.6%	6.7%	20.0%	26.9%	7.7%	0.0%

\*Significantly different between stakeholder groups

In Uganda, to what extent do you believe that the World Bank Group's knowledge work and activities: (1-To no degree at all, 10-To a very significant degree)

	Office of the President/Prime Minister/Minister			Office of Parliamentarian			Ministry/PMU/Consultant on WBG project			Local Govt.			Bilateral/Multilateral Agency			Private Sector			CSO			Media			Independent Government Institution			Faith-Based Group			Youth Group			Academia			Judiciary Branch		
	N	Mean	SD	N	Mean	SD	N	Mean	SD	N	Mean	SD	N	Mean	SD	N	Mean	SD	N	Mean	SD	N	Mean	SD	N	Mean	SD	N	Mean	SD	N	Mean	SD	N	Mean	SD	N	Mean	SD
Are timely	14	5.93	1.07	13	6.15	1.63	103	6.55	1.94	89	6.71	2.22	10	5.70	1.64	24	5.96	2.46	69	5.74	2.10	13	7.15	2.76	25	5.96	1.17	3	5.33	.58	12	7.08	1.68	10	6.40	1.78	10	6.50	2.42
Include appropriate level of stakeholder involvement during preparation*	13	5.69	1.80	12	5.25	1.66	108	6.61	1.96	94	6.99	2.13	10	5.50	1.35	24	5.96	2.29	68	5.62	2.01	13	7.15	2.67	29	6.31	1.87	4	5.00	.82	12	5.58	2.43	9	5.89	1.36	8	6.13	2.42
Lead to practical solutions*	14	5.71	1.38	13	5.85	1.28	110	6.78	1.95	92	6.88	2.13	11	5.27	1.27	23	5.83	2.50	69	5.99	2.23	11	6.82	2.75	27	6.41	1.72	4	5.75	.96	12	6.17	2.17	10	5.70	0.95	9	5.33	2.24
Are accessible (well written and easy to understand)	12	6.42	1.56	14	6.29	2.27	107	6.90	1.87	90	6.78	2.24	12	6.08	1.73	23	6.30	2.42	69	5.97	2.29	13	6.85	3.29	27	6.85	2.21	3	5.33	1.53	13	6.38	2.79	10	5.70	2.26	9	6.67	2.69
Are source of relevant information on global good practices	13	6.31	2.06	12	7.17	2.29	112	7.33	1.86	92	7.34	2.14	10	7.30	1.25	25	7.48	1.87	70	6.84	2.18	14	6.93	2.73	29	6.72	1.75	3	7.33	2.08	13	8.00	1.68	10	6.70	1.77	10	7.20	2.44
Are adequately disseminated	14	5.93	2.02	14	5.50	2.03	102	6.27	1.98	89	6.29	2.33	10	5.70	0.95	20	5.85	2.46	65	5.17	2.28	12	6.17	3.90	27	6.19	1.64	4	6.50	1.73	13	5.69	2.98	10	5.70	1.95	10	6.50	1.51
Are translated enough into local language*	14	4.21	1.97	14	3.07	1.82	96	5.17	2.18	89	5.03	2.75	7	3.71	1.98	19	3.95	2.32	57	4.07	2.12	11	5.18	3.60	26	5.50	2.10	3	5.67	2.08	11	3.91	1.87	9	4.67	2.12	10	6.10	2.92
Are adaptable to Uganda's specific development challenges and country circumstances	13	5.92	2.25	15	5.60	1.55	109	6.61	2.03	93	6.39	2.36	11	5.45	1.63	21	5.24	2.76	68	5.85	1.93	12	6.42	3.53	28	5.68	1.61	4	6.50	1.00	12	7.25	1.29	10	5.40	2.17	10	6.10	2.23

\*Significantly different between stakeholder groups

	Office of the President/Prime Minister/Minister			Office of Parliamentarian			Ministry/PMU/Consultant on WBG project			Local Govt.			Bilateral/Multilateral Agency			Private Sector			CSO			Media			Independent Government Institution			Faith-Based Group			Youth Group			Academia			Judiciary Branch		
	N	Mean	SD	N	Mean	SD	N	Mean	SD	N	Mean	SD	N	Mean	SD	N	Mean	SD	N	Mean	SD	N	Mean	SD	N	Mean	SD	N	Mean	SD	N	Mean	SD	N	Mean	SD	N	Mean	SD
Overall, how significant a contribution do you believe the World Bank Group's knowledge work and activities make to development results in your country?	15	6.53	1.46	15	7.60	2.13	121	7.05	1.89	110	7.19	2.03	11	5.73	1.27	25	7.08	1.91	75	6.31	2.09	13	6.77	3.19	29	6.45	1.55	5	7.60	1.82	14	6.93	1.94	10	6.20	1.62	11	6.73	1.74
Overall, how would you rate the technical quality of the World Bank Group's knowledge work and activities?	14	7.14	1.88	14	7.71	2.02	119	7.37	1.83	104	7.46	1.96	11	6.55	1.37	25	7.44	1.45	72	7.04	2.02	13	7.54	2.57	28	6.71	1.74	6	7.50	1.76	13	7.62	1.56	9	7.78	1.39	12	6.17	2.08

(1-Not significant at all, 10-Very significant; 1-Very low technical quality, 10-Very high technical quality)

**E. Working with the World Bank Group****To what extent do you agree/disagree with the following statements? (1-Strongly disagree, 10-Strongly agree)**

	Office of the President/Prime Minister/Minister			Office of Parliamentarian			Ministry/PMU/Consultant on WBG project			Local Govt.			Bilateral/Multilateral Agency			Private Sector			CSO			Media			Independent Government Institution			Faith-Based Group			Youth Group			Academia			Judiciary Branch		
	N	Mean	SD	N	Mean	SD	N	Mean	SD	N	Mean	SD	N	Mean	SD	N	Mean	SD	N	Mean	SD	N	Mean	SD	N	Mean	SD	N	Mean	SD	N	Mean	SD	N	Mean	SD	N	Mean	SD
The World Bank Group disburses funds promptly	13	6.00	1.83	14	5.79	2.01	100	6.59	2.06	95	6.98	2.26	5	5.40	1.52	16	6.44	2.66	55	5.89	2.47	9	6.56	2.88	26	5.81	1.98	3	7.00	2.00	10	5.20	2.30	7	7.00	2.24	11	6.45	1.69
The World Bank Group effectively monitors and evaluates the projects and programs it supports*	15	7.33	1.72	16	5.31	2.27	111	7.31	1.88	102	7.40	2.10	8	6.88	0.99	23	6.35	2.10	70	6.26	2.31	11	6.82	3.22	29	6.93	1.81	4	7.00	1.83	13	6.62	1.94	7	6.57	1.62	10	7.40	1.26
The World Bank Group's approvals and reviews are done in a timely fashion	14	6.71	1.94	14	5.43	1.95	104	6.52	1.85	97	7.05	2.03	6	6.17	1.72	18	6.72	2.37	53	5.85	2.49	10	6.70	3.06	25	6.40	2.08	3	6.33	1.53	10	5.90	1.97	7	7.14	2.12	11	7.27	1.56
The World Bank Group's "Safeguard Policy" requirements are reasonable	13	6.31	1.84	15	6.73	1.87	103	6.91	1.93	90	6.90	2.03	6	6.00	2.10	20	6.55	2.26	56	6.73	2.30	10	6.90	3.18	27	6.48	2.19	4	8.75	1.89	7	7.29	1.80	7	7.14	1.46	10	7.70	1.06
The World Bank Group's conditions on its lending are reasonable	13	6.62	1.71	15	5.07	2.15	98	6.58	2.09	89	6.38	2.31	7	5.57	1.90	16	6.25	2.52	50	6.10	2.54	10	7.50	3.24	21	6.57	1.80	3	7.00	2.65	10	6.40	1.65	7	6.43	2.23	10	5.80	1.75
The World Bank Group takes decisions quickly in Uganda*	13	5.62	1.56	13	4.92	1.04	101	6.25	1.95	90	6.86	2.01	6	5.50	2.17	15	5.13	2.33	53	5.72	2.59	8	6.25	3.41	23	6.22	1.70	3	6.33	1.53	10	6.80	2.49	7	5.71	2.14	8	5.13	2.53
Working with the World Bank Group increases Uganda's institutional capacity	13	7.15	1.72	15	6.87	1.92	113	7.13	2.16	99	7.48	2.24	8	6.38	1.69	22	7.00	2.09	65	6.77	2.23	10	8.00	2.75	28	6.93	1.54	2	6.00	1.41	12	8.33	1.78	8	6.75	2.82	10	6.70	1.49
Where country systems are adequate, the World Bank Group makes appropriate use of them	13	6.62	1.33	14	7.50	1.99	103	6.95	2.00	92	7.59	2.10	8	6.13	1.55	20	6.05	2.70	49	6.63	1.93	10	7.00	2.91	25	6.32	1.86	3	6.33	1.53	9	6.33	2.55	7	6.29	1.38	11	6.73	1.68

\*Significantly different between stakeholder groups

**F. The Future Role of the World Bank Group in Uganda**Which of the following **SHOULD** the World Bank Group do to make itself of greater value in Uganda? (Choose no more than TWO)

Percentage of Respondents (Responses combined)	Office of President/Prime Minister/Minister	Office of Parliamentarian	Ministry/PMU/ Consultant on WBG Project	Local Govt.	Bilateral/ Multilateral Agency	Private Sector	CSO	Media	Independent Government Institution	Faith- Based Group	Youth Group	Academia	Judiciary Branch
Leverage the private sector more*	40.0%	25.0%	15.6%	13.7%	33.3%	45.7%	13.6%	25.0%	13.8%	20.0%	31.8%	69.2%	7.7%
Help to bring discipline/effective supervision to implementation of World Bank Group projects	13.3%	31.3%	10.7%	18.8%	33.3%	17.1%	24.3%	6.3%	10.3%	30.0%	13.6%	0.0%	7.7%
Increase the level of capacity development in the country*	40.0%	25.0%	32.0%	32.5%	16.7%	14.3%	12.6%	12.5%	13.8%	0.0%	18.2%	7.7%	23.1%
Offer more innovative knowledge services	13.3%	6.3%	15.6%	17.1%	16.7%	5.7%	6.8%	6.3%	27.6%	10.0%	0.0%	7.7%	7.7%
Work faster	0.0%	6.3%	4.9%	9.4%	0.0%	2.9%	4.9%	25.0%	17.2%	10.0%	4.5%	7.7%	7.7%
Reduce the complexity of obtaining World Bank Group financing*	40.0%	50.0%	19.7%	18.8%	0.0%	14.3%	6.8%	18.8%	17.2%	10.0%	9.1%	7.7%	7.7%
Collaborate more effectively with Government clients*	13.3%	12.5%	26.2%	27.4%	41.7%	5.7%	7.8%	6.3%	6.9%	10.0%	9.1%	7.7%	15.4%
Collaborate more effectively with organizations such as bilaterals, multilaterals, trust funds, UN agencies	0.0%	0.0%	6.6%	2.6%	16.7%	5.7%	8.7%	6.3%	6.9%	10.0%	0.0%	15.4%	15.4%
Offer more innovative financial products	13.3%	0.0%	9.8%	6.8%	16.7%	17.1%	9.7%	12.5%	10.3%	0.0%	4.5%	7.7%	15.4%
Ensure greater selectivity in its work*	0.0%	0.0%	7.4%	10.3%	0.0%	2.9%	5.8%	0.0%	27.6%	0.0%	9.1%	7.7%	15.4%
Provide more adequate data/knowledge/statistics/figures on Uganda's economy	0.0%	0.0%	7.4%	4.3%	8.3%	14.3%	7.8%	6.3%	6.9%	20.0%	13.6%	0.0%	7.7%
Improve the competitiveness of its financing compared to markets	6.7%	6.3%	8.2%	10.3%	0.0%	8.6%	7.8%	25.0%	10.3%	10.0%	4.5%	7.7%	15.4%
Work more with civil society and community/beneficiary representatives*	6.7%	12.5%	9.0%	13.7%	8.3%	14.3%	48.5%	18.8%	6.9%	40.0%	27.3%	23.1%	15.4%
Improve the quality of its experts as related to Uganda's specific challenges	0.0%	0.0%	9.0%	6.0%	0.0%	8.6%	3.9%	12.5%	3.4%	0.0%	9.1%	0.0%	7.7%
Work more with youth organizations*	13.3%	25.0%	9.0%	5.1%	8.3%	17.1%	20.4%	12.5%	10.3%	10.0%	36.4%	23.1%	15.4%
Other	0.0%	0.0%	2.5%	0.0%	0.0%	5.7%	1.9%	0.0%	0.0%	0.0%	4.5%	0.0%	0.0%

\*Significantly different between stakeholder groups



## G. Communication and Information Sharing

How do you get most of your information about economic and social development issues in Uganda? (Choose no more than TWO)

Percentage of Respondents (Responses combined)	Office of President/Prime Minister/Minister	Office of Parliamentarian	Ministry/PMU/ Consultant on WBG Project	Local Govt.	Bilateral/ Multilateral Agency	Private Sector	CSO	Media	Independent Government Institution	Faith- Based Group	Youth Group	Academia	Judiciary Branch
Local radio*	7.1%	0.0%	14.4%	34.8%	8.3%	16.1%	12.5%	11.8%	14.8%	22.2%	11.1%	16.7%	8.3%
International radio	0.0%	0.0%	0.0%	2.7%	0.0%	6.5%	1.9%	0.0%	0.0%	11.1%	0.0%	0.0%	0.0%
Social media	21.4%	31.3%	28.0%	17.0%	25.0%	35.5%	39.4%	35.3%	25.9%	22.2%	25.9%	50.0%	16.7%
International newspapers	0.0%	0.0%	2.5%	4.5%	8.3%	3.2%	1.9%	5.9%	3.7%	0.0%	0.0%	8.3%	8.3%
Local television*	57.1%	18.8%	40.7%	45.5%	8.3%	41.9%	35.6%	23.5%	25.9%	11.1%	48.1%	8.3%	41.7%
Internet*	28.6%	68.8%	29.7%	26.8%	66.7%	48.4%	45.2%	58.8%	22.2%	22.2%	55.6%	58.3%	16.7%
Periodicals*	7.1%	31.3%	6.8%	5.4%	8.3%	3.2%	2.9%	0.0%	14.8%	0.0%	3.7%	0.0%	8.3%
International television	14.3%	6.3%	10.2%	8.9%	8.3%	9.7%	5.8%	5.9%	22.2%	22.2%	0.0%	16.7%	33.3%
Local newspapers*	64.3%	25.0%	61.9%	42.9%	41.7%	19.4%	40.4%	35.3%	63.0%	33.3%	40.7%	41.7%	33.3%
Other*	0.0%	0.0%	0.8%	0.9%	0.0%	0.0%	1.0%	5.9%	3.7%	22.2%	0.0%	0.0%	16.7%

\*Significantly different between stakeholder groups

How would you prefer to receive information from the World Bank Group? (Choose no more than TWO)

Percentage of Respondents (Responses combined)	Office of President/Prime Minister/Minister	Office of Parliamentarian	Ministry/PMU/ Consultant on WBG Project	Local Govt.	Bilateral/ Multilateral Agency	Private Sector	CSO	Media	Independent Government Institution	Faith- Based Group	Youth Group	Academia	Judiciary Branch
World Bank Group's publications and other written materials	64.3%	31.3%	36.0%	42.0%	33.3%	33.3%	31.4%	47.1%	25.0%	22.2%	18.5%	25.0%	25.0%
e-Newsletters	28.6%	12.5%	19.3%	18.8%	41.7%	5.6%	21.6%	11.8%	17.9%	0.0%	14.8%	16.7%	8.3%
World Bank Group's seminars/workshops/conferences	7.1%	56.3%	45.6%	43.8%	16.7%	50.0%	39.2%	29.4%	46.4%	44.4%	51.9%	16.7%	33.3%
Mobile phones	14.3%	6.3%	2.6%	10.7%	8.3%	11.1%	9.8%	0.0%	7.1%	0.0%	11.1%	25.0%	8.3%
Direct contact with World Bank Group	21.4%	18.8%	23.7%	20.5%	25.0%	19.4%	20.6%	41.2%	21.4%	44.4%	14.8%	8.3%	16.7%
World Bank Group's website	35.7%	43.8%	39.5%	31.3%	25.0%	33.3%	31.4%	29.4%	32.1%	22.2%	29.6%	41.7%	50.0%
Social media	21.4%	18.8%	28.1%	25.0%	25.0%	36.1%	36.3%	35.3%	50.0%	33.3%	44.4%	66.7%	41.7%
Other*	0.0%	0.0%	0.0%	2.7%	0.0%	2.8%	0.0%	0.0%	0.0%	22.2%	0.0%	0.0%	0.0%

\*Significantly different between stakeholder groups

Which Internet connection do you use primarily when visiting a World Bank Group website?\*

Percentage of Respondents	Office of President/Prime Minister/Minister	Office of Parliamentarian	Ministry/PMU/ Consultant on WBG Project	Local Govt.	Bilateral/ Multilateral Agency	Private Sector	CSO	Media	Independent Government Institution	Faith- Based Group	Youth Group	Academia	Judiciary Branch
High speed/WiFi	100.0%	93.8%	87.5%	68.8%	100.0%	80.0%	81.1%	86.7%	96.6%	40.0%	61.1%	83.3%	83.3%
Dial-up	0.0%	6.3%	12.5%	31.3%	0.0%	20.0%	18.9%	13.3%	3.4%	60.0%	38.9%	16.7%	16.7%

\*Significantly different between stakeholder groups

**G. Communication and Information Sharing (continued)**

How frequently do you consult the World Bank Group's website and/or social media channels (e.g., blogs, Facebook, Twitter, YouTube, Flickr) for information/knowledge that you can use in your work?\*

Percentage of Respondents	Office of President/Prime Minister/Minister	Office of Parliamentarian	Ministry/PMU/Consultant on WBG Project	Local Govt.	Bilateral/Multilateral Agency	Private Sector	CSO	Media	Independent Government Institution	Faith-Based Group	Youth Group	Academia	Judiciary Branch
Weekly	7.7%	18.8%	7.6%	2.5%	0.0%	5.9%	10.6%	29.4%	3.3%	0.0%	3.8%	16.7%	7.7%
Monthly	15.4%	6.3%	17.8%	5.1%	25.0%	11.8%	13.5%	29.4%	3.3%	0.0%	11.5%	8.3%	0.0%
A few times a year	30.8%	56.3%	50.0%	33.1%	41.7%	44.1%	41.3%	35.3%	70.0%	44.4%	42.3%	41.7%	61.5%
Rarely	30.8%	18.8%	16.1%	34.7%	16.7%	35.3%	26.0%	5.9%	23.3%	0.0%	30.8%	33.3%	23.1%
Never	15.4%	0.0%	8.5%	24.6%	16.7%	2.9%	8.7%	0.0%	0.0%	55.6%	11.5%	0.0%	7.7%

\*Significantly different between stakeholder groups

**H. Background Information**

Currently, do you professionally collaborate/work with the World Bank Group (IDA, IFC, or MIGA) in your country?\*

Percentage of Respondents	Office of President/Prime Minister/Minister	Office of Parliamentarian	Ministry/PMU/Consultant on WBG Project	Local Govt.	Bilateral/Multilateral Agency	Private Sector	CSO	Media	Independent Government Institution	Faith-Based Group	Youth Group	Academia	Judiciary Branch
Yes	57.1%	62.5%	75.6%	55.4%	71.4%	39.0%	23.7%	40.0%	65.5%	14.3%	26.9%	33.3%	57.1%
No	42.9%	37.5%	24.4%	44.6%	28.6%	61.0%	76.3%	60.0%	34.5%	85.7%	73.1%	66.7%	42.9%

\*Significantly different between stakeholder groups

Which of the following agencies of the World Bank Group do you primarily engage with in Uganda?\* (Select only ONE response)

Percentage of Respondents	Office of President/Prime Minister/Minister	Office of Parliamentarian	Ministry/PMU/Consultant on WBG Project	Local Govt.	Bilateral/Multilateral Agency	Private Sector	CSO	Media	Independent Government Institution	Faith-Based Group	Youth Group	Academia	Judiciary Branch
The World Bank (IDA)	83.3%	100.0%	89.2%	79.5%	94.4%	58.6%	53.6%	78.6%	82.6%	33.3%	42.1%	63.6%	88.9%
The International Finance Corporation (IFC)	0.0%	0.0%	5.4%	9.1%	0.0%	20.7%	2.9%	7.1%	13.0%	0.0%	5.3%	9.1%	0.0%
The Multilateral Investment Guarantee Agency (MIGA)	8.3%	0.0%	3.6%	1.1%	0.0%	10.3%	2.9%	0.0%	0.0%	0.0%	5.3%	0.0%	0.0%
Other	8.3%	0.0%	1.8%	10.2%	5.6%	10.3%	40.6%	14.3%	4.3%	66.7%	47.4%	27.3%	11.1%

\*Significantly different between stakeholder groups

Do your projects involve both the World Bank and the IFC?\*

Percentage of Respondents	Office of President/Prime Minister/Minister	Office of Parliamentarian	Ministry/PMU/Consultant on WBG Project	Local Govt.	Bilateral/Multilateral Agency	Private Sector	CSO	Media	Independent Government Institution	Faith-Based Group	Youth Group	Academia	Judiciary Branch
Yes	58.3%	66.7%	39.8%	34.6%	10.0%	32.6%	11.8%	33.3%	56.7%	0.0%	18.5%	23.1%	50.0%
No	41.7%	33.3%	60.2%	65.4%	90.0%	67.4%	88.2%	66.7%	43.3%	100.0%	81.5%	76.9%	50.0%

\*Significantly different between stakeholder groups

**H. Background Information (continued)**

If yes, what was your view of how the two institutions work together in Uganda? (Select only ONE response)

Percentage of Respondents	Office of President/Prime Minister/Minister	Office of Parliamentarian	Ministry/PMU/Consultant on WBG Project	Local Govt.	Bilateral/Multilateral Agency	Private Sector	CSO	Media	Independent Government Institution	Faith-Based Group	Youth Group	Academia	Judiciary Branch
The two institutions work well together	85.7%	50.0%	60.0%	59.5%	50.0%	71.4%	50.0%	44.4%	41.2%	0.0%	71.4%	50.0%	16.7%
The way the two institutions work together needs improvement	14.3%	37.5%	12.0%	27.0%	50.0%	7.1%	35.7%	33.3%	5.9%	0.0%	0.0%	0.0%	33.3%
The two institutions do not work well together	0.0%	0.0%	10.0%	2.7%	0.0%	0.0%	0.0%	11.1%	5.9%	0.0%	0.0%	0.0%	0.0%
Don't know	0.0%	12.5%	18.0%	10.8%	0.0%	21.4%	14.3%	11.1%	47.1%	100.0%	28.6%	50.0%	50.0%

Which of the following describes most of your exposure to the World Bank Group in Uganda?\* (Choose no more than TWO)

Percentage of Respondents (Responses combined)	Office of President/Prime Minister/Minister	Office of Parliamentarian	Ministry/PMU/Consultant on WBG Project	Local Govt.	Bilateral/Multilateral Agency	Private Sector	CSO	Media	Independent Government Institution	Faith-Based Group	Youth Group	Academia	Judiciary Branch
Observer*	0.0%	7.1%	13.9%	27.8%	5.0%	38.3%	36.4%	37.5%	20.0%	37.5%	31.3%	25.0%	60.0%
Use World Bank Group reports/data*	46.7%	64.3%	26.9%	25.0%	40.0%	27.7%	37.3%	54.2%	20.0%	37.5%	28.1%	25.0%	10.0%
Engage in World Bank Group related/sponsored events/activities*	53.3%	57.1%	40.7%	44.4%	30.0%	23.4%	27.1%	16.7%	50.0%	12.5%	37.5%	50.0%	10.0%
Collaborate as part of my professional duties*	20.0%	7.1%	53.7%	25.9%	70.0%	19.1%	11.9%	8.3%	35.0%	0.0%	18.8%	25.0%	10.0%
Use World Bank Group website for information, data, research, etc.*	13.3%	28.6%	17.6%	18.5%	15.0%	34.0%	29.7%	37.5%	5.0%	37.5%	18.8%	41.7%	30.0%

\*Significantly different between stakeholder groups

What's your gender?

Percentage of Respondents	Office of President/Prime Minister/Minister	Office of Parliamentarian	Ministry/PMU/Consultant on WBG Project	Local Govt.	Bilateral/Multilateral Agency	Private Sector	CSO	Media	Independent Government Institution	Faith-Based Group	Youth Group	Academia	Judiciary Branch
Female	28.6%	43.8%	28.4%	31.5%	45.0%	26.7%	37.7%	30.8%	22.6%	30.0%	33.3%	26.7%	40.0%
Male	71.4%	56.3%	71.6%	68.5%	55.0%	73.3%	62.3%	69.2%	77.4%	70.0%	66.7%	73.3%	60.0%



## Appendix C: Responses to Indicator Questions by Geographic Location<sup>16</sup>

- Kampala (Capital City) N=275
- Western Uganda N=62
- Central Region N=104
- South Western Uganda N=20
- Northern Uganda N=95
- Eastern Uganda N=84

### B. Overall Attitudes toward the World Bank Group

	Kampala (Capital City)			Central Region			Northern Uganda			Western Uganda			South Western Uganda			Eastern Uganda		
	N	Mean	SD	N	Mean	SD	N	Mean	SD	N	Mean	SD	N	Mean	SD	N	Mean	SD
Overall, please rate your impression of the World Bank Group's effectiveness in Uganda.	243	6.37	2.16	87	5.97	1.83	82	6.26	2.44	52	6.35	2.09	17	5.82	2.19	66	6.26	2.28

(1-Not effective at all, 10-Very effective)

### To what extent do you agree with the following statements about the World Bank Group's work in Uganda?

(1-Strongly disagree, 10-Strongly agree)

	Kampala (Capital City)			Central Region			Northern Uganda			Western Uganda			South Western Uganda			Eastern Uganda		
	N	Mean	SD	N	Mean	SD	N	Mean	SD	N	Mean	SD	N	Mean	SD	N	Mean	SD
Overall the World Bank Group currently plays a relevant role in development in Uganda*	234	6.99	2.05	82	6.15	2.06	72	7.58	2.42	45	7.16	2.06	14	6.79	1.97	55	7.20	2.31
The World Bank Group's work is aligned with what I consider the development priorities for Uganda	221	6.62	2.02	78	6.18	2.07	72	7.33	2.49	42	6.69	2.51	14	6.64	1.91	51	6.78	2.36

\*Significantly different between geographic locations

### To what extent is the World Bank Group an effective development partner in Uganda, in terms of each of the following?

(1-To no degree at all, 10-To a very significant degree)

	Kampala (Capital City)			Central Region			Northern Uganda			Western Uganda			South Western Uganda			Eastern Uganda		
	N	Mean	SD	N	Mean	SD	N	Mean	SD	N	Mean	SD	N	Mean	SD	N	Mean	SD
Responsiveness to needs	209	6.19	1.97	66	5.82	1.77	60	6.47	2.22	33	6.09	2.53	10	6.00	1.41	51	6.12	2.35
Flexibility (in terms of the institution's products and services)	193	5.54	1.91	63	5.48	1.82	52	5.69	2.33	32	5.34	2.31	10	5.80	1.75	46	5.39	2.13
Flexibility (in terms of changing country circumstances)	200	5.84	2.07	64	5.59	1.99	52	5.90	2.51	33	6.09	1.94	9	6.33	1.87	44	5.70	2.25
Being inclusive	200	6.30	2.21	64	6.33	1.93	53	6.13	2.53	31	6.61	2.06	9	6.22	1.92	47	6.55	1.78
Openness (sharing data and other information)	202	6.96	2.20	68	6.82	1.97	58	6.79	2.85	34	7.44	2.31	9	6.67	2.29	46	7.13	2.42
Collaboration with the Government*	209	7.69	1.79	68	7.28	1.95	59	8.12	2.07	38	8.24	1.85	10	7.10	1.85	49	8.02	1.75
The speed in which it gets things accomplished on the ground	201	5.77	2.07	63	5.89	1.88	55	6.38	2.59	37	6.27	2.24	9	6.56	2.35	44	5.86	2.32
Helping to bring discipline/effective supervision to implementation of investment projects	197	6.55	2.22	66	6.11	2.10	59	6.56	2.59	38	6.66	2.58	10	6.60	1.96	46	6.41	2.40
Collaboration with civil society	187	5.88	2.17	61	5.95	2.31	55	6.44	2.56	33	5.67	2.16	8	6.13	1.64	41	6.29	2.16
Staff accessibility	196	5.70	2.46	64	5.34	2.08	56	5.59	2.77	33	5.18	2.23	8	4.75	1.58	41	4.90	2.42
Collaboration with other donors and development partners	193	6.80	1.99	64	6.81	1.85	50	6.88	2.68	29	6.03	2.54	10	7.00	2.21	43	7.35	2.00
Collaboration with the private sector	176	6.36	2.02	64	6.16	2.00	53	6.00	2.67	28	5.89	2.41	10	6.40	2.32	42	5.67	2.04
Straightforwardness and honesty	197	7.01	2.29	67	6.84	2.20	55	7.27	2.70	35	7.43	2.43	9	6.56	1.88	45	7.42	1.85
Treating clients and stakeholders in Uganda with respect	200	7.11	2.13	69	6.91	2.01	54	7.70	2.20	36	7.36	2.11	10	6.80	1.40	44	7.64	1.84
Being a long-term partner	198	7.56	2.07	67	7.31	2.38	57	7.77	2.45	35	7.66	2.47	10	7.40	2.32	48	8.50	1.62

\*Significantly different between geographic locations

<sup>16</sup> 650 respondents provided information about their geographic location (question H10 in the questionnaire). Respondents who chose "Other" as their geographic location (N=10) were not included in the analysis. Answers from 640 respondents were included in the analysis presented in this appendix.

**C. World Bank Group's Effectiveness and Results**

	Kampala (Capital City)			Central Region			Northern Uganda			Western Uganda			South Western Uganda			Eastern Uganda		
	N	Mean	SD	N	Mean	SD	N	Mean	SD	N	Mean	SD	N	Mean	SD	N	Mean	SD
To what extent does the World Bank Group's work help to achieve development results in Uganda?	215	6.74	1.93	70	6.53	1.51	75	7.31	2.21	42	7.07	1.77	13	6.69	1.65	53	6.53	2.08

(1-To no degree at all, 10-To a very significant degree)

**To what extent do you agree with the following statements about the World Bank Group in Uganda?**

(1-Strongly disagree, 10-Strongly agree)

	Kampala (Capital City)			Central Region			Northern Uganda			Western Uganda			South Western Uganda			Eastern Uganda		
	N	Mean	SD	N	Mean	SD	N	Mean	SD	N	Mean	SD	N	Mean	SD	N	Mean	SD
The World Bank Group's financial instruments meet the needs of Uganda*	196	6.16	1.89	63	5.71	1.66	66	6.79	2.40	37	5.92	1.67	11	6.73	1.35	46	6.26	1.98
The World Bank Group meets Uganda's needs for knowledge services	204	6.48	2.08	67	6.27	1.73	59	6.64	2.20	34	6.85	1.94	12	6.83	1.47	48	6.79	1.80

\*Significantly different between geographic locations

**D. The World Bank Group's Knowledge Work and Activities****In Uganda, to what extent do you believe that the World Bank Group's knowledge work and activities:**

(1-To no degree at all, 10-To a very significant degree)

	Kampala (Capital City)			Central Region			Northern Uganda			Western Uganda			South Western Uganda			Eastern Uganda		
	N	Mean	SD	N	Mean	SD	N	Mean	SD	N	Mean	SD	N	Mean	SD	N	Mean	SD
Are adaptable to Uganda's specific development challenges and country circumstances	201	6.18	2.14	63	6.16	1.96	59	6.69	2.42	32	5.75	2.41	9	5.33	2.50	41	5.90	1.93

	Kampala (Capital City)			Central Region			Northern Uganda			Western Uganda			South Western Uganda			Eastern Uganda		
	N	Mean	SD	N	Mean	SD	N	Mean	SD	N	Mean	SD	N	Mean	SD	N	Mean	SD
Overall, how significant a contribution do you believe the World Bank Group's knowledge work and activities make to development results in your country?	213	6.86	1.93	69	6.45	1.78	66	7.33	2.16	37	6.81	2.00	11	6.55	1.63	56	6.82	2.22
Overall, how would you rate the technical quality of the World Bank Group's knowledge work and activities?	212	7.28	1.85	66	7.02	1.67	64	7.69	2.06	35	7.26	1.99	11	6.91	1.51	49	7.22	2.15

(1-Not significant at all, 10-Very significant; 1-Very low technical quality, 10-Very high technical quality)

**E. Working with the World Bank Group****To what extent do you agree/disagree with the following statements? (1-Strongly disagree, 10-Strongly agree)**

	Kampala (Capital City)			Central Region			Northern Uganda			Western Uganda			South Western Uganda			Eastern Uganda		
	N	Mean	SD	N	Mean	SD	N	Mean	SD	N	Mean	SD	N	Mean	SD	N	Mean	SD
The World Bank Group takes decisions quickly in Uganda	162	5.91	2.19	59	6.10	1.98	52	6.75	2.44	29	6.24	2.23	7	6.57	1.81	39	6.15	1.95
Where country systems are adequate, the World Bank Group makes appropriate use of them*	169	6.69	2.06	57	6.40	1.74	51	7.61	2.32	33	7.48	2.00	9	7.89	1.05	43	7.33	2.09

\*Significantly different between geographic locations



## Appendix D: Responses to Selected Questions by Level of Collaboration with the World Bank Group<sup>17</sup>

*Note that this appendix presents comparative analysis of the data from those respondents who collaborate with the WBG vs. those respondents who do not collaborate with the WBG and covers the following selected questions from the FY 2018 Uganda COS questionnaire: All 10-point scale questions and question B4 “When thinking about how the World Bank Group can have the most impact on development results in Uganda, in which sectors do you believe the World Bank Group should focus most of its resources (financial and knowledge services) in Uganda?”*

● Collaborating with the WBG N=298

● Not collaborating with the WBG N=289

### B. Overall Attitudes toward the World Bank Group

	Collaborating with the WBG			Not collaborating with the WBG		
	N	Mean	SD	N	Mean	SD
How familiar are you with the work of the World Bank Group in Uganda?*	281	6.44	1.94	260	4.97	2.25

(1-Not familiar at all, 10-Extremely familiar) \*Significantly different between collaborators and non-collaborators

	Collaborating with the WBG			Not collaborating with the WBG		
	N	Mean	SD	N	Mean	SD
Overall, please rate your impression of the World Bank Group's effectiveness in Uganda.*	274	6.70	2.02	238	5.86	2.21

(1-Not effective at all, 10-Very effective) \*Significantly different between collaborators and non-collaborators

	Collaborating with the WBG			Not collaborating with the WBG		
	N	Mean	SD	N	Mean	SD
To what extent do you believe the World Bank Group is well qualified to help Uganda solve its most complicated development challenges?*	275	7.26	2.08	243	6.65	2.27

(1-To no degree at all, 10-To a very significant degree) \*Significantly different between collaborators and non-collaborators

<sup>17</sup> 587 respondents provided information about their level of collaboration with the World Bank Group (question H3 in the questionnaire), therefore, only responses from these individuals were analyzed.



### B. Overall Attitudes toward the World Bank Group (continued)

When thinking about how the World Bank Group can have the most impact on development results in Uganda, in which sectors do you believe the World Bank Group should focus most of its resources (financial and knowledge services) in Uganda? (Choose no more than THREE)

Percentage of Respondents (Responses combined)	Collaborating with the WBG	Not collaborating with the WBG
Gender equity	9.3%	8.3%
Private sector development	12.2%	11.7%
Education	26.5%	27.1%
Public sector governance/reform*	23.3%	16.2%
Global/regional integration	2.5%	1.9%
Urban development*	14.0%	6.0%
Energy	10.4%	9.8%
Water and sanitation	6.8%	4.9%
Refugees/host communities	0.7%	1.1%
Job creation/employment	24.0%	25.6%
Health	28.0%	25.9%
Financial markets	2.5%	2.3%
Social protection	2.9%	1.1%
Agriculture and rural development	43.4%	44.0%
Trade and exports	5.7%	6.4%
Climate change*	3.6%	11.3%
Natural resource management	6.8%	8.6%
Poverty reduction	16.5%	22.2%
Anti corruption	15.4%	17.3%
Judiciary reform	2.5%	2.3%
Economic growth*	6.5%	11.7%
Disaster risk management	0.7%	1.1%
Equality of opportunity	5.4%	4.9%
Disease	1.8%	2.3%
Information and communications technology	2.9%	4.5%
Transport	17.9%	13.5%

\*Significantly different between collaborators and non-collaborators

How EFFECTIVE do you believe the following World Bank Group's instruments are in supporting the Uganda Government's efforts to reduce poverty? (1-Not effective at all, 10-Very effective)

	Collaborating with the WBG			Not collaborating with the WBG		
	N	Mean	SD	N	Mean	SD
Investment Project Financing (IPF)	181	6.71	1.73	115	6.44	2.18
Development Policy Financing (DPF)	162	6.63	1.83	98	6.27	1.96
Program-for-Results Financing (PforR)*	165	6.88	2.06	92	6.03	1.90
Trust funds and grants*	166	6.63	1.96	109	6.09	2.12
MIGA Guarantees*	110	6.50	1.94	69	5.51	1.88
IFC Investment Services	137	6.43	1.98	79	6.05	1.87
IFC Advisory Services	141	6.48	2.02	85	6.15	2.21

\*Significantly different between collaborators and non-collaborators

**B. Overall Attitudes toward the World Bank Group (continued)**

To what extent do you agree with the following statements about the World Bank Group's work in Uganda?

(1-Strongly disagree, 10-Strongly agree)

	Collaborating with the WBG			Not collaborating with the WBG		
	N	Mean	SD	N	Mean	SD
Overall the World Bank Group currently plays a relevant role in development in Uganda	263	7.12	2.04	213	6.85	2.29
The World Bank Group's work is aligned with what I consider the development priorities for Uganda	256	6.85	2.10	202	6.49	2.31

To what extent is the World Bank Group an effective development partner in Uganda, in terms of each of the following?

(1-To no degree at all, 10-To a very significant degree)

	Collaborating with the WBG			Not collaborating with the WBG		
	N	Mean	SD	N	Mean	SD
Responsiveness to needs*	234	6.41	1.99	177	5.88	2.11
Flexibility (in terms of the institution's products and services)*	227	5.89	1.96	154	5.03	2.03
Flexibility (in terms of changing country circumstances)*	228	6.04	2.09	157	5.43	2.15
Being inclusive*	229	6.55	2.10	160	6.03	2.19
Openness (sharing data and other information)*	234	7.19	2.18	168	6.68	2.43
Collaboration with the Government	240	7.70	1.89	175	7.83	1.82
The speed in which it gets things accomplished on the ground*	235	6.26	2.11	160	5.56	2.20
Helping to bring discipline/effective supervision to implementation of investment projects*	230	6.83	2.22	169	6.09	2.32
Collaboration with civil society*	212	6.27	2.12	155	5.61	2.35
Staff accessibility*	226	6.04	2.33	159	4.72	2.40
Collaboration with other donors and development partners	214	6.94	1.97	160	6.66	2.32
Collaboration with the private sector*	209	6.46	2.02	150	5.75	2.29
Straightforwardness and honesty*	229	7.30	2.19	166	6.74	2.47
Treating clients and stakeholders in Uganda with respect*	236	7.39	2.13	163	6.96	2.06
Being a long-term partner	234	7.71	2.18	164	7.66	2.22

\*Significantly different between collaborators and non-collaborators

**C. World Bank Group's Effectiveness and Results**

In Uganda, to what extent do the World Bank Group's financial resources, advice, and knowledge influence policy related to ... ? (1-To no degree at all, 10-To a very significant degree)

	Collaborating with the WBG			Not collaborating with the WBG		
	N	Mean	SD	N	Mean	SD
Gender	228	6.66	1.90	177	6.37	2.17
The impact of climate change	217	6.48	1.97	157	6.08	2.21

**C. World Bank Group's Effectiveness and Results (continued)****How EFFECTIVE is the World Bank Group in terms of the work it does in the following areas of development in Uganda?***(1-Not effective at all, 10-Very effective)*

	Collaborating with the WBG			Not collaborating with the WBG		
	N	Mean	SD	N	Mean	SD
Social protection*	189	6.55	2.01	120	6.03	2.28
Gender equity	210	6.72	2.03	150	6.49	2.13
Private sector development	183	6.39	2.01	135	6.21	1.96
Education	198	6.80	1.98	144	6.64	1.97
Public sector governance/reform	192	6.69	2.02	139	6.33	2.07
Global/regional integration	161	6.45	1.96	118	6.53	1.86
Refugees/host communities	172	6.81	2.08	122	6.64	2.03
Urban development*	199	7.44	2.02	142	6.85	1.86
Energy	178	7.15	1.86	126	6.90	1.80
Water and sanitation	191	7.22	1.94	131	6.94	1.85
Job creation/employment*	187	5.78	2.29	139	5.21	2.14
Health*	187	7.09	1.88	136	6.45	2.08
Transport	199	7.64	2.08	149	7.60	2.02
Agriculture and rural development	189	6.63	2.13	136	6.32	2.08
Natural resource management*	179	6.52	2.26	122	5.84	2.07
Poverty reduction	196	6.37	2.26	137	6.21	2.24
Anti corruption*	183	6.05	2.42	127	5.18	2.46
Economic growth	204	6.92	2.02	141	6.65	2.02
Disaster risk management*	165	6.15	2.25	109	5.59	2.19
Equality of opportunity*	192	6.73	2.04	116	5.98	2.14
Disease	166	6.39	2.09	112	6.35	1.88
Information and communications technology	169	6.61	1.97	116	6.28	2.00

*\*Significantly different between collaborators and non-collaborators*

	Collaborating with the WBG			Not collaborating with the WBG		
	N	Mean	SD	N	Mean	SD
To what extent does the World Bank Group's work help to achieve development results in Uganda?	249	6.96	1.86	195	6.68	1.95

*(1-To no degree at all, 10-To a very significant degree)***To what extent do you agree with the following statements about the World Bank Group in Uganda?***(1-Strongly disagree, 10-Strongly agree)*

	Collaborating with the WBG			Not collaborating with the WBG		
	N	Mean	SD	N	Mean	SD
The World Bank Group's financial instruments meet the needs of Uganda	231	6.22	1.93	167	6.07	1.90
The World Bank Group meets Uganda's needs for knowledge services	240	6.67	2.00	161	6.35	1.98

**C. World Bank Group's Effectiveness and Results (continued)**

	Collaborating with the WBG			Not collaborating with the WBG		
	N	Mean	SD	N	Mean	SD
How effectively does the World Bank Group help Uganda to mobilize finance for development from private sector sources?	200	6.40	2.08	147	6.11	2.06

*(1-Not effectively at all, 10-Very effectively)***How effectively does the World Bank Group support Uganda's efforts ... ? (1-Not effectively at all, 10-Very effectively)**

	Collaborating with the WBG			Not collaborating with the WBG		
	N	Mean	SD	N	Mean	SD
To build stronger domestic resource mobilization systems in the Government*	212	6.35	1.89	150	5.90	2.05
To develop better and stronger data collection/analytics systems within the Government	220	6.56	1.88	158	6.46	1.88
To strengthen the country's crisis preparedness	196	6.32	2.01	146	6.06	1.96

*\*Significantly different between collaborators and non-collaborators***D. The World Bank Group's Knowledge Work and Activities****In Uganda, to what extent do you believe that the World Bank Group's knowledge work and activities:***(1-To no degree at all, 10-To a very significant degree)*

	Collaborating with the WBG			Not collaborating with the WBG		
	N	Mean	SD	N	Mean	SD
Are timely*	223	6.58	2.04	155	6.08	2.01
Include appropriate level of stakeholder involvement during preparation*	229	6.62	2.09	158	5.82	2.06
Lead to practical solutions*	228	6.59	2.08	160	6.05	2.07
Are accessible (well written and easy to understand)*	231	6.80	2.03	153	6.09	2.48
Are source of relevant information on global good practices	238	7.32	2.00	160	6.96	2.11
Are adequately disseminated*	221	6.28	2.17	151	5.51	2.28
Are translated enough into local language*	203	5.17	2.35	149	4.17	2.36
Are adaptable to Uganda's specific development challenges and country circumstances*	233	6.47	2.16	156	5.74	2.18

*\*Significantly different between collaborators and non-collaborators*

	Collaborating with the WBG			Not collaborating with the WBG		
	N	Mean	SD	N	Mean	SD
Overall, how significant a contribution do you believe the World Bank Group's knowledge work and activities make to development results in your country?	250	6.93	1.98	183	6.69	1.99
Overall, how would you rate the technical quality of the World Bank Group's knowledge work and activities?	247	7.38	1.90	174	7.08	1.90

*(1-Not significant at all, 10-Very significant; 1-Very low technical quality, 10-Very high technical quality)*

**E. Working with the World Bank Group**

To what extent do you agree/disagree with the following statements? (1-Strongly disagree, 10-Strongly agree)

	Collaborating with the WBG			Not collaborating with the WBG		
	N	Mean	SD	N	Mean	SD
The World Bank Group disburses funds promptly*	213	6.61	2.14	135	5.99	2.38
The World Bank Group effectively monitors and evaluates the projects and programs it supports*	234	7.16	2.01	166	6.62	2.24
The World Bank Group's approvals and reviews are done in a timely fashion	219	6.63	1.95	136	6.39	2.32
The World Bank Group's "Safeguard Policy" requirements are reasonable	217	6.94	2.03	138	6.55	2.13
The World Bank Group's conditions on its lending are reasonable*	211	6.52	2.20	128	5.96	2.30
The World Bank Group takes decisions quickly in Uganda*	208	6.34	2.12	129	5.82	2.24
Working with the World Bank Group increases Uganda's institutional capacity	234	7.29	2.04	155	7.03	2.26
Where country systems are adequate, the World Bank Group makes appropriate use of them	219	7.09	2.07	130	6.66	2.12

\*Significantly different between collaborators and non-collaborators

	Collaborating with the WBG			Not collaborating with the WBG		
	N	Mean	SD	N	Mean	SD
To what extent do you believe that the donor community is doing enough to support the government's efforts related to refugees in Uganda?	219	7.23	1.91	180	6.96	2.12

(1-To no degree at all, 10-To a very significant degree)

**G. Communication and Information Sharing**

Please rate how much you agree with the following statements. (1-Strongly disagree, 10-Strongly agree)

	Collaborating with the WBG			Not collaborating with the WBG		
	N	Mean	SD	N	Mean	SD
I find the World Bank Group's websites easy to navigate.	190	6.98	2.08	115	6.70	2.58
I find the information on the World Bank Group's websites useful.	190	7.52	1.98	117	7.59	2.04
The World Bank Group's social media channels are valuable sources of information about the institution	171	6.72	2.24	123	6.97	2.57



## Appendix E: Responses to Selected Questions by Year<sup>18</sup>

*All data presented in this appendix are weighted. As a result, means of the FY 2018 data and the total number of respondents indicated will be slightly different from the aggregated responses in Appendix A. Similarly, responses from FY 2014 respondents and the total number of respondents indicated may differ from those reported in the FY 2014 COS report.*

- FY 2014 Number of comparable respondents N=308
- FY 2018 Number of comparable respondents N=499

*By weighting, the FY 2018 and FY 2014 samples have the same stakeholder composition and thus are comparable. The stakeholder groups which do not have respondents in both years are not included in the comparison. The weighted stakeholder breakdown is presented below:*

Percentage of Respondents	FY 2014	FY 2018
Office of Parliamentarian	4%	4%
Government Institutions	33%	33%
Bilateral/Multilateral Agency	4%	4%
Civil Society	35%	35%
Private Sector	10%	10%
Academia/Research Institute/Think Tank	5%	5%
Media	9%	9%

### A. General Issues facing Uganda

In general would you say that Uganda is headed in ... ?

Percentage of Respondents	FY 2014	FY 2018
The right direction	48.8%	44.2%
The wrong direction	27.6%	34.2%
Not sure	23.6%	21.6%

### B. Overall Attitudes toward the World Bank Group

	FY 2014			FY 2018		
	N	Mean	SD	N	Mean	SD
How familiar are you with the work of the World Bank Group in Uganda?*	301	6.48	2.61	447	5.56	2.29

(1-Not familiar at all, 10-Extremely familiar) \*Significantly different between FY 2014 and FY 2018

	FY 2014			FY 2018		
	N	Mean	SD	N	Mean	SD
Overall, please rate your impression of the World Bank Group's effectiveness in Uganda.	280	6.08	2.19	415	6.10	2.16

(1-Not effective at all, 10-Very effective)

	FY 2014			FY 2018		
	N	Mean	SD	N	Mean	SD
To what extent do you believe the World Bank Group is well qualified to help Uganda solve its most complicated development challenges?	285	6.64	2.01	420	6.85	2.18

(1-To no degree at all, 10-To a very significant degree)

<sup>18</sup> Only those questions that were asked in the FY 2014 and FY 2018 country opinion surveys, with similar response scales/options, are presented.

**B. Overall Attitudes toward the World Bank Group (continued)**

**To what extent do you agree with the following statements about the World Bank Group's work in Uganda?**

(1-Strongly disagree, 10-Strongly agree)

	FY 2014			FY 2018		
	N	Mean	SD	N	Mean	SD
Overall the World Bank Group currently plays a relevant role in development in Uganda*	283	6.28	2.65	376	6.91	2.17
The World Bank Group's work is aligned with what I consider the development priorities for Uganda	264	6.08	2.26	354	6.43	2.20

\*Significantly different between FY 2014 and FY 2018

**To what extent is the World Bank Group an effective development partner in Uganda, in terms of each of the following?**

(1-To no degree at all, 10-To a very significant degree)

	FY 2014			FY 2018		
	N	Mean	SD	N	Mean	SD
Responsiveness to needs	220	5.84	2.19	313	6.03	2.03
Flexibility (in terms of the institution's products and services)	256	5.35	1.94	286	5.37	1.92
Flexibility (in terms of changing country circumstances)*	246	4.99	2.58	295	5.71	2.05
Being inclusive*	250	5.77	2.27	299	6.25	2.16
Openness (sharing data and other information)*	263	6.17	2.61	302	6.95	2.29
Collaboration with the Government	252	7.89	1.81	314	7.71	1.81
The speed in which it gets things accomplished on the ground	265	5.52	2.49	298	5.66	2.07
Helping to bring discipline/effective supervision to implementation of investment projects'				304	6.27	2.32
Collaboration with civil society''				284	5.81	2.26
Staff accessibility	260	5.30	2.47	293	5.36	2.41
Collaboration with other donors and development partners***	243	7.59	1.94	289	6.69	2.16
Collaboration with the private sector****				275	6.01	2.21
Straightforwardness and honesty*	250	6.13	2.34	303	6.85	2.42
Treating clients and stakeholders in Uganda with respect*****	268	6.19	2.61	300	7.05	2.13
Being a long-term partner*	259	8.10	1.89	298	7.62	2.21

\*Significantly different between FY 2014 and FY 2018

' Only FY 2018 questionnaire had this response option.

'' This FY 2018 response option could not be compared to FY 2014 "Collaboration with groups outside of the Government (e.g., NGOs, academia, private sector)" response option.

\*\*\*In FY 2014, the response option was "Collaboration with other donors."

\*\*\*\* This FY 2018 response option could not be compared to FY 2014 "Collaboration with groups outside of the Government (e.g., NGOs, academia, private sector)" response option.

\*\*\*\*\*In FY 2014, the category was "The World Bank Group treats clients and stakeholders in Uganda with respect" with the 10-point scale "1-Strongly disagree, 10-Strongly agree."



### C. World Bank Group's Effectiveness and Results

How EFFECTIVE is the World Bank Group in terms of the work it does in the following areas of development in Uganda?<sup>19</sup>  
(1-Not effective at all, 10-Very effective)

	FY 2014			FY 2018		
	N	Mean	SD	N	Mean	SD
Social protection*	216	5.67	2.07	236	6.26	2.15
Gender equity*	223	5.63	1.93	273	6.58	2.06
Private sector development**	226	5.53	1.72	247	6.24	1.99
Education*	258	7.27	1.57	260	6.69	1.95
Public sector governance/reform	243	6.44	2.18	246	6.43	2.05
Global/regional integration	199	6.10	1.57	211	6.38	1.89
Refugees/host communities				219	6.55	2.02
Urban development*	231	6.18	1.98	248	7.08	1.90
Energy*	231	7.51	1.50	230	7.09	1.87
Water and sanitation	240	6.76	1.97	230	7.05	1.90
Job creation/employment	245	5.60	2.44	243	5.47	2.22
Health	264	6.79	1.94	244	6.70	2.06
Transport	242	7.48	1.74	262	7.65	2.05
Agriculture and rural development"	258	6.10	1.99	250	6.40	2.17
Natural resource management				223	6.13	2.24
Poverty reduction	248	6.37	2.37	252	6.23	2.32
Anti corruption*	225	5.10	2.30	232	5.57	2.52
Economic growth*	232	7.72	1.69	256	6.74	2.08
Disaster risk management***	196	5.24	2.29	199	5.78	2.21
Equality of opportunity*	197	5.34	1.79	229	6.28	2.18
Disease****	212	6.09	2.24	199	6.13	1.98
Information and communications technology*	219	5.76	2.10	210	6.35	2.02

\*Significantly different between FY 2014 and FY 2018

<sup>i</sup> In FY 2014, the category was "Domestic private sector development."

<sup>ii</sup> In FY 2014, there were two categories related to agriculture and rural development: "Rural development" and "Agricultural development." A mean score of responses to these two categories was calculated and included in a separate variable that then was compared to FY 2018 "Agriculture and rural development" category.

<sup>iii</sup> In FY 2014, the category was "Disaster management."

<sup>iv</sup> In FY 2014, the category was "Communicable/non-communicable diseases."

<sup>19</sup> The categories that were compared had the same wording or slightly different wording, but the same meaning. The categories "Refugees/host communities" and "Natural resource management (e.g., land administration; management of minerals and extractives, including oil and gas)" were absent in FY 2014.

**C. World Bank Group's Effectiveness and Results (continued)**

	FY 2014			FY 2018		
	N	Mean	SD	N	Mean	SD
To what extent does the World Bank Group's work help to achieve development results in Uganda?*	276	6.06	2.23	337	6.66	1.91

(1-To no degree at all, 10-To a very significant degree) \*Significantly different between FY 2014 and FY 2018

**To what extent do you agree with the following statements about the World Bank Group in Uganda?**

(1-Strongly disagree, 10-Strongly agree)

	FY 2014			FY 2018		
	N	Mean	SD	N	Mean	SD
The World Bank Group's financial instruments meet the needs of Uganda	272	5.94	2.23	303	6.13	1.95
The World Bank Group meets Uganda's needs for knowledge services*	257	5.72	2.50	309	6.51	2.04

\*Significantly different between FY 2014 and FY 2018

**D. The World Bank Group's Knowledge Work and Activities****How frequently do you consult World Bank Group's knowledge work and activities in the work you do?\***

Percentage of Respondents	FY 2014	FY 2018
Weekly	0.3%	6.0%
Monthly	16.2%	11.9%
A few times a year	44.7%	43.8%
Rarely	22.5%	24.9%
Never	16.2%	13.4%

\*Significantly different between FY 2014 and FY 2018

**In Uganda, to what extent do you believe that the World Bank Group's knowledge work and activities:**

(1-To no degree at all, 10-To a very significant degree)

	FY 2014			FY 2018		
	N	Mean	SD	N	Mean	SD
Are timely*	255	5.89	2.05	288	6.26	2.04
Include appropriate level of stakeholder involvement during preparation	231	5.95	2.10	291	6.13	2.06
Lead to practical solutions*	249	5.46	2.44	292	6.26	2.05
Are accessible (well written and easy to understand)	256	6.29	2.69	295	6.46	2.27
Are source of relevant information on global good practices	257	7.44	2.24	302	7.13	2.01
Are adequately disseminated*	243	5.39	2.79	282	5.87	2.26
Are translated enough into local language*	231	3.58	2.07	258	4.66	2.36
Are adaptable to Uganda's specific development challenges and country circumstances*	262	5.31	2.34	294	6.10	2.14

\*Significantly different between FY 2014 and FY 2018

	FY 2014			FY 2018		
	N	Mean	SD	N	Mean	SD
Overall, how significant a contribution do you believe the World Bank Group's knowledge work and activities make to development results in your country?*	272	6.20	2.18	321	6.76	2.02
Overall, how would you rate the technical quality of the World Bank Group's knowledge work and activities?*	272	7.66	1.82	314	7.24	1.88

(1-Not significant at all, 10-Very significant; 1-Very low technical quality, 10-Very high technical quality)

\*Significantly different between FY 2014 and FY 2018

**E. Working with the World Bank Group**

To what extent do you agree/disagree with the following statements? (1-Strongly disagree, 10-Strongly agree)

	FY 2014			FY 2018		
	N	Mean	SD	N	Mean	SD
The World Bank Group disburses funds promptly	226	6.13	2.49	248	6.24	2.24
The World Bank Group effectively monitors and evaluates the projects and programs it supports	260	6.36	2.39	293	6.73	2.13
The World Bank Group's approvals and reviews are done in a timely fashion	249	6.47	2.29	253	6.35	2.16
The World Bank Group's "Safeguard Policy" requirements are reasonable	210	6.94	1.97	257	6.85	2.11
The World Bank Group's conditions on its lending are reasonable*	249	5.61	2.42	241	6.35	2.29
The World Bank Group takes decisions quickly in Uganda*	257	5.24	2.39	239	5.93	2.22
Working with the World Bank Group increases Uganda's institutional capacity*	249	6.56	2.35	284	7.05	2.14
Where country systems are adequate, the World Bank Group makes appropriate use of them	222	6.91	2.09	251	6.71	2.08

\*Significantly different between FY 2014 and FY 2018

**F. The Future Role of the World Bank Group in Uganda**

When considering the combination of services that the World Bank Group offers in Uganda, and taking into account its limited level of resources, which ONE of the following do you believe the World Bank Group should offer more of in Uganda? (Select only ONE response)\*

Percentage of Respondents	FY 2014	FY 2018
Financial services	29.9%	26.8%
Knowledge products	18.6%	15.0%
Convening services	20.6%	4.6%
None of the above	4.0%	2.4%
The combination of all is more appropriate for Uganda	23.6%	49.1%
Don't know	3.3%	2.1%

\*Significantly different between FY 2014 and FY 2018

**G. Communication and Information Sharing**

Are you aware of the World Bank Group's Access to Information Policies under which the World Bank Group discloses any information in its possession that is not on a list of exceptions?

Percentage of Respondents	FY 2014	FY 2018
Yes	35.8%	31.4%
No	64.2%	68.6%

Which Internet connection do you use primarily when visiting a World Bank Group website?\*

Percentage of Respondents	FY 2014	FY 2018
High speed/WiFi <sup>1</sup>	71.5%	84.1%
Dial-up	28.5%	15.9%

<sup>1</sup> In FY 2014, the category was "High speed."

\*Significantly different between FY 2014 and FY 2018

Please rate how much you agree with the following statements. (1-Strongly disagree, 10-Strongly agree)

	FY 2014			FY 2018		
	N	Mean	SD	N	Mean	SD
I find the World Bank Group's websites easy to navigate.	254	6.72	2.14	258	6.86	2.32
I find the information on the World Bank Group's websites useful.*	246	7.00	2.18	260	7.61	1.96
The World Bank Group's social media channels are valuable sources of information about the institution	238	6.93	2.71	229	6.86	2.33

\*Significantly different between FY 2014 and FY 2018



## Appendix F: Indicator Questions as a Function of Exposure to the World Bank Group

Indicator Question	Currently, do you professionally collaborate/work with the World Bank Group in your country?		Which of the following describes most of your exposure to the World Bank Group in Uganda? (Choose no more than TWO)									
			Observer		Use WBG reports/data		Engage in WBG activities		Collaborate		Use WBG website	
	Not collaborating with the WBG	Collaborating with the WBG	No Mean	Yes Mean	No Mean	Yes Mean	No Mean	Yes Mean	No Mean	Yes Mean	No Mean	Yes Mean
Overall, please rate your impression of the World Bank Group's effectiveness in Uganda.	5.86	6.70	6.45	5.43	6.32	5.95	5.89	6.69	6.11	6.40	6.23	6.08
Overall the World Bank Group currently plays a relevant role in development in Uganda	6.85	7.12	7.24	6.18	6.90	7.17	6.83	7.22	6.97	7.02	6.95	7.10
The World Bank Group's work is aligned with what I consider the development priorities for Uganda	6.49	6.85	6.88	6.09	6.62	6.84	6.56	6.89	6.72	6.62	6.66	6.80
Responsiveness to needs	5.88	6.41	6.32	5.61	6.13	6.22	5.99	6.41	6.17	6.14	6.14	6.22
Flexibility (in terms of the institution's products and services)	5.03	5.89	5.49	5.24	5.44	5.42	5.35	5.56	5.55	5.22	5.42	5.48
Flexibility (in terms of changing country circumstances)	5.43	6.04	5.75	5.67	5.69	5.82	5.61	5.91	5.85	5.49	5.70	5.82
Being inclusive	6.02	6.55	6.42	5.91	6.36	6.18	6.15	6.54	6.39	6.13	6.19	6.66
Openness (sharing data and other information)	6.68	7.19	7.23	6.25	6.95	7.11	6.73	7.40	7.09	6.81	6.87	7.41
Collaboration with the Government	7.83	7.70	7.91	7.45	7.91	7.56	7.71	7.95	7.81	7.80	7.76	7.97
The speed in which it gets things accomplished on the ground	5.56	6.26	6.01	5.54	6.06	5.51	5.67	6.26	5.97	5.77	5.90	5.92
Helping to bring discipline/effective supervision to implementation of investment projects	6.09	6.83	6.68	5.86	6.71	6.01	6.12	7.07	6.48	6.55	6.55	6.36
Collaboration with civil society	5.61	6.27	6.02	5.66	5.98	5.82	5.75	6.22	6.02	5.73	5.85	6.16
Staff accessibility	4.72	6.04	5.72	4.42	5.51	5.23	5.13	5.89	5.32	5.61	5.44	5.36
Collaboration with other donors and development partners	6.66	6.94	6.91	6.35	6.85	6.62	6.58	7.10	6.84	6.65	6.67	7.13
Collaboration with the private sector	5.75	6.46	6.32	5.01	6.03	6.02	5.79	6.38	6.04	6.01	5.93	6.33
Straightforwardness and honesty	6.74	7.30	7.30	6.23	7.04	7.08	6.84	7.38	7.01	7.14	6.99	7.27
Treating clients and stakeholders in Uganda with respect	6.96	7.39	7.39	6.84	7.28	7.25	7.16	7.43	7.28	7.26	7.32	7.11
Being a long-term partner	7.66	7.71	7.82	7.37	7.74	7.64	7.61	7.85	7.68	7.78	7.62	8.01
To what extent does the World Bank Group's work help to achieve development results in Uganda?	6.68	6.96	6.99	6.29	6.87	6.74	6.61	7.16	6.80	6.89	6.78	6.97
The World Bank Group's financial instruments meet the needs of Uganda	6.07	6.22	6.30	5.93	6.24	6.14	6.05	6.43	6.17	6.30	6.27	6.03
The World Bank Group meets Uganda's needs for knowledge services	6.35	6.67	6.57	6.29	6.55	6.43	6.47	6.57	6.61	6.28	6.34	6.99
The World Bank Group's knowledge work and activities are adaptable to Uganda's specific development challenges and country circumstances	5.74	6.47	6.28	5.58	6.11	6.14	5.95	6.37	6.15	6.05	6.12	6.12
Overall, how significant a contribution do you believe the World Bank Group's knowledge work and activities make to development results in your country?	6.69	6.93	6.91	6.52	6.86	6.73	6.66	7.07	6.93	6.58	6.72	7.15
Overall, how would you rate the technical quality of the World Bank Group's knowledge work and activities?	7.08	7.38	7.41	6.87	7.28	7.31	7.14	7.53	7.34	7.18	7.18	7.61
The World Bank Group takes decisions quickly in Uganda	5.82	6.34	6.11	5.76	6.26	5.51	5.73	6.49	6.09	5.90	6.06	5.93
Where country systems are adequate, the World Bank Group makes appropriate use of them	6.66	7.09	7.05	6.78	7.16	6.59	6.61	7.55	7.06	6.83	7.03	6.85

Yellow highlight indicates significant difference between Yes and No means.



## Appendix G: Uganda FY 2018 Questionnaire



### **World Bank Group Country Survey FY 2018 – Uganda**

The World Bank Group is interested in gauging the views of clients and partners who are either involved in development in Uganda or who observe activities related to social and economic development. The following survey will give the World Bank Group's team that works in Uganda, greater insight into how the Bank's work is perceived. This is one tool the World Bank Group uses to assess the views of its stakeholders, and to develop more effective strategies that support development in Uganda.

A local independent firm has been hired to oversee the logistics of this survey. This ensures anonymity and confidentiality. We hope you'll be candid.

Finally, the survey relates to the World Bank Group's work. The World Bank Group consists of IBRD, IDA, IFC, MIGA, and ICSID. When responding to the survey, please consider the area of the World Bank Group with which you are most familiar.

**To complete the survey, please circle/check the response that most accurately reflects your opinion. If you prefer not to answer a question, please leave it blank. If you feel that you do not have an adequate amount of information on a subject, please check "Don't know".**

**PLEASE NOTE: IN SOME CASES THE SURVEY WILL ASK FOR A SPECIFIC NUMBER OF RESPONSES. PLEASE DO NOT CHOOSE ANY MORE THAN REQUESTED. IF MORE RESPONSES ARE CHOSEN, DATA CANNOT BE INCLUDED IN ANALYSIS.**

**SECTION A: GENERAL ISSUES FACING UGANDA**

<b>A1. In general, would you say that Uganda is headed in ... ?</b>	
1	The right direction
2	The wrong direction
3	Not sure

<b>A2. Listed below are a number of development priorities in Uganda. Please identify which of the following you consider the most important development priorities in Uganda. (Choose no more than THREE)</b>			
1	Health	14	Disease (i.e., management of pandemics, including Ebola, Bird Flu, Marburg)
2	Financial markets	15	Information and communications technology
3	Global/regional integration	16	Poverty reduction
4	Refugees/host communities	17	Anti corruption
5	Social protection (e.g., pensions, targeted social assistance)	18	Transport (e.g., roads, bridges, transportation)
6	Gender equity (closing the gap between women and men, and boys and girls)	19	Agriculture and rural development
7	Private sector development	20	Trade and exports
8	Education	21	Climate change (e.g., mitigation, adaptation)
9	Public sector governance/reform (i.e., government effectiveness, public financial management, public expenditure, fiscal system reform)	22	Natural resource management (e.g., land administration; management of minerals and extractives, including oil and gas)
10	Urban development	23	Judiciary reform
11	Energy	24	Economic growth
12	Water and sanitation	25	Disaster risk management
13	Job creation/employment (including youth employment)	26	Equality of opportunity (i.e., social inclusion)

**SECTION A: GENERAL ISSUES**

**A3. Poverty reduction is a broad term that encompasses work in many different areas.**

**Which THREE areas of development listed below do you believe would contribute most to reducing poverty in Uganda? (Choose no more than THREE)**

1	Transport (e.g., roads, bridges, transportation)	14	Global/regional integration
2	Energy	15	Urban development
3	Trade and exports	16	Private sector development
4	Social protection (e.g., pensions, targeted social assistance)	17	Public sector governance/reform (i.e., government effectiveness, public financial management, public expenditure, fiscal system reform)
5	Equality of opportunity (i.e., social inclusion)	18	Job creation/employment (including youth employment)
6	Agriculture and rural development	19	Gender equity (closing the gap between women and men, and boys and girls)
7	Economic growth	20	Water and sanitation
8	Disaster risk management	21	Refugees/host communities
9	Disease (i.e., management of pandemics, including Ebola, Bird Flu, Marburg)	22	Health
10	Information and communications technology	23	Financial markets
11	Climate change (e.g., mitigation, adaptation)	24	Education
12	Anti corruption	25	Natural resource management (e.g., land administration; management of minerals and extractives, including oil and gas)
13	Judiciary reform		

**A4. The World Bank Group's "Shared Prosperity" goal captures two key elements, economic growth and equity. It will seek to foster income growth among the bottom 40 percent of a country's population. Improvement in the Shared Prosperity Indicator requires growth and well-being of the less well-off. When thinking about the idea of "shared prosperity" in your country, which of the following TWO best illustrate how this would be achieved in Uganda? (Choose no more than TWO)**

1	Better opportunity for the poor who live in rural areas
2	Better opportunity for the poor who live in urban areas
3	Consistent economic growth
4	More reliable social safety net
5	Greater access to agriculture support (inputs/extension services/markets)
6	Greater access to micro-finance for the poor
7	Better employment opportunities for young people
8	Better employment opportunities for women
9	Greater voice and participation for citizens to help ensure greater accountability
10	Education and training that better ensure job opportunity
11	Better quality public services
12	Greater access to health and nutrition for citizens
13	Better entrepreneurial opportunities (i.e., to start small and medium sized businesses)
14	A growing middle class
15	Other (please specify): _____

**SECTION B: OVERALL ATTITUDES TOWARD THE WORLD BANK GROUP**

<b>B1. How familiar are you with the work of the World Bank Group in Uganda?</b>									
1	2	3	4	5	6	7	8	9	10
Not familiar at all								Extremely familiar	

<b>B2. Overall, please rate your impression of the World Bank Group's effectiveness in Uganda.</b>										
1	2	3	4	5	6	7	8	9	10	<input type="checkbox"/>
Not effective at all								Very effective		Don't know

<b>B3. To what extent do you believe the World Bank Group is well qualified (e.g., skills and knowledge) to help Uganda solve its most complicated development challenges?</b>										
1	2	3	4	5	6	7	8	9	10	<input type="checkbox"/>
To no degree at all								To a very significant degree		Don't know

<b>B4. When thinking about how the World Bank Group can have the most impact on development results in Uganda, in which sectors do you believe the World Bank Group should focus most of its resources (financial and knowledge services) in Uganda? (Choose no more than THREE)</b>			
1	Gender equity (closing the gap between women and men, and boys and girls)	14	Agriculture and rural development
2	Private sector development	15	Trade and exports
3	Education	16	Climate change (e.g., mitigation, adaptation)
4	Public sector governance/reform (i.e., government effectiveness, public financial management, public expenditure, fiscal system reform)	17	Natural resource management (e.g., land administration; management of minerals and extractives, including oil and gas)
5	Global/regional integration	18	Poverty reduction
6	Urban development	19	Anti corruption
7	Energy	20	Judiciary reform
8	Water and sanitation	21	Economic growth
9	Refugees/host communities	22	Disaster risk management
10	Job creation/employment (including youth employment)	23	Equality of opportunity (i.e., social inclusion)
11	Health	24	Disease (i.e., management of pandemics, including Ebola, Bird Flu, Marburg)
12	Financial markets	25	Information and communications technology
13	Social protection (e.g., pensions, targeted social assistance)	26	Transport (e.g., roads, bridges, transportation)

**SECTION B: OVERALL ATTITUDES TOWARD THE WORLD BANK GROUP**

<b>B5. When thinking about the World Bank Group's role, which activity do you believe is of greatest VALUE and which activity is of second greatest value in Uganda?</b>			
		<b>Greatest Value (Choose only ONE)</b>	<b>Second Greatest Value (Choose only ONE)</b>
1	Bringing together different groups of stakeholders	<input type="checkbox"/>	<input type="checkbox"/>
2	Capacity development	<input type="checkbox"/>	<input type="checkbox"/>
3	Technical assistance	<input type="checkbox"/>	<input type="checkbox"/>
4	Policy advice, studies, analyses	<input type="checkbox"/>	<input type="checkbox"/>
5	Providing financial resources	<input type="checkbox"/>	<input type="checkbox"/>
6	Providing data and statistics	<input type="checkbox"/>	<input type="checkbox"/>
7	Promoting knowledge sharing	<input type="checkbox"/>	<input type="checkbox"/>
8	Implementation support	<input type="checkbox"/>	<input type="checkbox"/>
9	Mobilizing third party financial resources	<input type="checkbox"/>	<input type="checkbox"/>
10	Donor coordination	<input type="checkbox"/>	<input type="checkbox"/>
11	Other (please specify): _____	<input type="checkbox"/>	<input type="checkbox"/>

<b>B6. Which of the following do you identify as the World Bank Group's greatest WEAKNESSES in its work in Uganda? (Choose no more than TWO)</b>	
1	Not in it for the long term
2	Its advice and strategies do not lend themselves to practical problem solving
3	Not enough public disclosure of its work
4	Not aligned with country priorities
5	Not adequately sensitive to political/social realities in Uganda
6	Too influenced by developed countries
7	Not willing to honestly criticize policies and reform efforts in the country
8	Staff too inaccessible
9	Not collaborating enough with private sector
10	Not adequately collaborating with organizations such as bilaterals, multilaterals, trust funds, UN agencies
11	World Bank Group's processes too slow
12	World Bank Group's processes too complex
13	Not exploring alternative policy options
14	Not sufficiently focused on results
15	Not collaborating enough with civil society (including NGOs, CBOs, beneficiary representatives)
16	Inadequate World Bank Group's staffing in Uganda
17	The credibility of its knowledge/data
18	Other (please specify): _____
19	Don't know

**SECTION B: OVERALL ATTITUDES TOWARD THE WORLD BANK GROUP**

**B7. To what extent do you believe that the World Bank Group's work and support help the poorest in Uganda? (Select only ONE response)**

1	To a fully sufficient degree
2	To a somewhat sufficient degree
3	To a somewhat insufficient degree
4	To a very insufficient degree
5	Don't know

**B8. How EFFECTIVE do you believe the following World Bank Group's instruments are in supporting the Uganda Government's efforts to reduce poverty? (If you have NO exposure to/experience with the instruments listed below, please select "N/A")**

		Not effective at all										Very effective	N/A
		1	2	3	4	5	6	7	8	9	10		
1	Investment Project Financing (IPF)	1	2	3	4	5	6	7	8	9	10		<input type="checkbox"/>
2	Development Policy Financing (DPF)	1	2	3	4	5	6	7	8	9	10		<input type="checkbox"/>
3	Program-for-Results Financing (PforR)	1	2	3	4	5	6	7	8	9	10		<input type="checkbox"/>
4	Trust funds and grants	1	2	3	4	5	6	7	8	9	10		<input type="checkbox"/>
5	MIGA Guarantees	1	2	3	4	5	6	7	8	9	10		<input type="checkbox"/>
6	IFC Investment Services	1	2	3	4	5	6	7	8	9	10		<input type="checkbox"/>
7	IFC Advisory Services	1	2	3	4	5	6	7	8	9	10		<input type="checkbox"/>

**B9. In addition to the regular relations with the national government, which TWO of the following groups should the World Bank Group collaborate with more in your country? (Choose no more than TWO)**

1	Beneficiaries	7	Academia/think tanks/research institutes
2	Youth/university groups	8	Parliament
3	Private sector	9	Foundations
4	Local government	10	Media
5	Donor community	11	Other (please specify): _____
6	NGOs/Community Based Organizations/Civil Society Organizations (CSOs)	12	Don't know

**To what extent do you agree with the following statements about the World Bank Group's work in Uganda?**

		Strongly disagree										Strongly agree	Don't know
		1	2	3	4	5	6	7	8	9	10		
<b>B10</b>	Overall the World Bank Group currently plays a relevant role in development in Uganda	1	2	3	4	5	6	7	8	9	10		<input type="checkbox"/>
<b>B11</b>	The World Bank Group's work is aligned with what I consider the development priorities for Uganda	1	2	3	4	5	6	7	8	9	10		<input type="checkbox"/>

**SECTION B: OVERALL ATTITUDES TOWARD THE WORLD BANK GROUP**

**To what extent is the World Bank Group an effective development partner in Uganda, in terms of each of the following?**

		To no degree at all					To a very significant degree					Don't know
		1	2	3	4	5	6	7	8	9	10	
<b>B12</b>	Responsiveness to needs											<input type="checkbox"/>
<b>B13</b>	Flexibility (in terms of the institution's products and services)											<input type="checkbox"/>
<b>B14</b>	Flexibility (in terms of changing country circumstances)											<input type="checkbox"/>
<b>B15</b>	Being inclusive											<input type="checkbox"/>
<b>B16</b>	Openness (sharing data and other information)											<input type="checkbox"/>
<b>B17</b>	Collaboration with the Government											<input type="checkbox"/>
<b>B18</b>	The speed in which it gets things accomplished on the ground											<input type="checkbox"/>
<b>B19</b>	Helping to bring discipline/effective supervision to implementation of investment projects											<input type="checkbox"/>
<b>B20</b>	Collaboration with civil society											<input type="checkbox"/>
<b>B21</b>	Staff accessibility											<input type="checkbox"/>
<b>B22</b>	Collaboration with other donors and development partners											<input type="checkbox"/>
<b>B23</b>	Collaboration with the private sector											<input type="checkbox"/>
<b>B24</b>	Straightforwardness and honesty											<input type="checkbox"/>
<b>B25</b>	Treating clients and stakeholders in Uganda with respect											<input type="checkbox"/>
<b>B26</b>	Being a long-term partner											<input type="checkbox"/>

**B27. What causes World Bank Group assisted reform efforts to fail or slow down? (Choose no more than TWO)**

1	There is an inadequate level of private sector participation and support
2	Poor donor coordination
3	The World Bank Group does not provide the government with consistent support throughout the reform effort
4	Poor coordination within the Government
5	The World Bank Group is not sensitive enough to political/social realities on the ground
6	Lack of/inadequate levels of capacity in Government
7	There is not an adequate level of citizen/civil society participation
8	Corruption
9	Poor coordination within the World Bank Group
10	Political pressures and obstacles
11	Reforms are not well thought out in light of country challenges
12	Other (please specify): _____

**SECTION C: WORLD BANK GROUP'S EFFECTIVENESS AND RESULTS**

<b>C1. In Uganda, to what extent do the World Bank Group's financial resources, advice, and knowledge influence policy related to ... ?</b>												
		To no degree at all					To a very significant degree					Don't know
		1	2	3	4	5	6	7	8	9	10	
1	Gender (i.e., closing the gap between women and men, and boys and girls)											<input type="checkbox"/>
2	The impact of climate change											<input type="checkbox"/>

<b>C2. How EFFECTIVE is the World Bank Group in terms of the work it does in the following areas of development in Uganda? (If you have NO exposure to/experience in working in any of the sectors listed below, please respond "Don't know")</b>												
		Not effective at all					Very effective					Don't know
		1	2	3	4	5	6	7	8	9	10	
1	Social protection (e.g., social assistance to groups engaged in public works)											<input type="checkbox"/>
2	Gender equity (closing the gap between women and men, and boys and girls)											<input type="checkbox"/>
3	Private sector development											<input type="checkbox"/>
4	Education											<input type="checkbox"/>
5	Public sector governance/reform (i.e., government effectiveness, public financial management, public expenditure, fiscal system reform)											<input type="checkbox"/>
6	Global/regional integration											<input type="checkbox"/>
7	Refugees/host communities											<input type="checkbox"/>
8	Urban development											<input type="checkbox"/>
9	Energy											<input type="checkbox"/>
10	Water and sanitation											<input type="checkbox"/>
11	Job creation/employment (including youth employment)											<input type="checkbox"/>
12	Health											<input type="checkbox"/>
13	Transport (e.g., roads, bridges, transportation)											<input type="checkbox"/>
14	Agriculture and rural development											<input type="checkbox"/>
15	Natural resource management (e.g., land administration; management of minerals and extractives, including oil and gas)											<input type="checkbox"/>
16	Poverty reduction											<input type="checkbox"/>
17	Anti corruption											<input type="checkbox"/>
18	Economic growth											<input type="checkbox"/>
19	Disaster risk management											<input type="checkbox"/>
20	Equality of opportunity (i.e., social inclusion)											<input type="checkbox"/>
21	Disease (i.e., management of pandemics, including Ebola, Bird Flu, Marburg)											<input type="checkbox"/>
22	Information and communications technology											<input type="checkbox"/>

**SECTION C: WORLD BANK GROUP'S EFFECTIVENESS AND RESULTS****C3. To what extent does the World Bank Group's work help to achieve development results in Uganda?**

1	2	3	4	5	6	7	8	9	10	<input type="checkbox"/>
To no degree at all					To a very significant degree					Don't know

**To what extent do you agree with the following statements about the World Bank Group in Uganda?**

		Strongly disagree										Strongly agree	Don't know
		1	2	3	4	5	6	7	8	9	10	<input type="checkbox"/>	
<b>C4</b>	The World Bank Group's financial instruments (i.e., investment lending, Development Policy Loan, Trust Funds, Program-for-Results, etc.) meet the needs of Uganda											<input type="checkbox"/>	
<b>C5</b>	The World Bank Group meets Uganda's needs for knowledge services (e.g., research, analysis, data, technical assistance)											<input type="checkbox"/>	

**C6. How effectively does the World Bank Group help Uganda to mobilize finance for development from private sector sources?**

1	2	3	4	5	6	7	8	9	10	<input type="checkbox"/>
Not effectively at all					Very effectively					Don't know

**C7. As part of IDA18, the World Bank Group has expanded (or developed) a number of financial instruments to respond to challenges in IDA countries. These include the Crisis Response Window (CRW), Pandemic Emergency Finance Facility (PEF), Catastrophe Deferred Draw Down Option (CAT-DDO), and the Private Sector Window (PSW). In general, how familiar are you with these new or expanded financial instruments in Uganda? (Select only ONE response)**

1	Very familiar
2	Somewhat familiar
3	Somewhat unfamiliar
4	Very unfamiliar
5	Don't know

**How effectively does the World Bank Group support Uganda's efforts ... ?**

		Not effectively at all										Very effectively	Don't know
		1	2	3	4	5	6	7	8	9	10	<input type="checkbox"/>	
<b>C8</b>	To build stronger domestic resource mobilization systems in the Government (e.g., tax collection)											<input type="checkbox"/>	
<b>C9</b>	To develop better and stronger data collection/analytics systems within the Government											<input type="checkbox"/>	
<b>C10</b>	To strengthen the country's crisis preparedness											<input type="checkbox"/>	



## SECTION D: THE WORLD BANK GROUP'S KNOWLEDGE WORK AND ACTIVITIES (i.e., ANALYSIS, STUDIES, RESEARCH, DATA, REPORTS, CONFERENCES)

**D1. How frequently do you consult World Bank Group's knowledge work and activities in the work you do?**

1	Weekly
2	Monthly
3	A few times a year
4	Rarely
5	Never

**In Uganda, to what extent do you believe that the World Bank Group's knowledge work and activities:**

		To no degree at all					To a very significant degree					Don't know
<b>D2</b>	Are timely	1	2	3	4	5	6	7	8	9	10	<input type="checkbox"/>
<b>D3</b>	Include appropriate level of stakeholder involvement during preparation	1	2	3	4	5	6	7	8	9	10	<input type="checkbox"/>
<b>D4</b>	Lead to practical solutions	1	2	3	4	5	6	7	8	9	10	<input type="checkbox"/>
<b>D5</b>	Are accessible (well written and easy to understand)	1	2	3	4	5	6	7	8	9	10	<input type="checkbox"/>
<b>D6</b>	Are source of relevant information on global good practices	1	2	3	4	5	6	7	8	9	10	<input type="checkbox"/>
<b>D7</b>	Are adequately disseminated	1	2	3	4	5	6	7	8	9	10	<input type="checkbox"/>
<b>D8</b>	Are translated enough into local language	1	2	3	4	5	6	7	8	9	10	<input type="checkbox"/>
<b>D9</b>	Are adaptable to Uganda's specific development challenges and country circumstances	1	2	3	4	5	6	7	8	9	10	<input type="checkbox"/>

**D10. Overall, how significant a contribution do you believe the World Bank Group's knowledge work and activities make to development results in your country?**

1	2	3	4	5	6	7	8	9	10	<input type="checkbox"/>
Not significant at all					Very significant					Don't know

**D11. Overall, how would you rate the technical quality of the World Bank Group's knowledge work and activities?**

1	2	3	4	5	6	7	8	9	10	<input type="checkbox"/>
Very low technical quality					Very high technical quality					Don't know

**SECTION E: WORKING WITH THE WORLD BANK GROUP**

To what extent do you agree/disagree with the following statements?													
		Strongly disagree										Strongly agree	Don't know
		1	2	3	4	5	6	7	8	9	10		
<b>E1</b>	The World Bank Group disburses funds promptly											<input type="checkbox"/>	
<b>E2</b>	The World Bank Group effectively monitors and evaluates the projects and programs it supports											<input type="checkbox"/>	
<b>E3</b>	The World Bank Group's approvals and reviews are done in a timely fashion											<input type="checkbox"/>	
<b>E4</b>	The World Bank Group's "Safeguard Policy" requirements are reasonable											<input type="checkbox"/>	
<b>E5</b>	The World Bank Group's conditions on its lending are reasonable											<input type="checkbox"/>	
<b>E6</b>	The World Bank Group takes decisions quickly in Uganda											<input type="checkbox"/>	
<b>E7</b>	Working with the World Bank Group increases Uganda's institutional capacity											<input type="checkbox"/>	
<b>E8</b>	Where country systems (e.g., procurement, financial management, etc.) are adequate, the World Bank Group makes appropriate use of them											<input type="checkbox"/>	

**SECTION E: WORKING WITH THE WORLD BANK GROUP**

<b>E9. To what extent do you believe that the donor community is doing enough to support the government's efforts related to refugees in Uganda?</b>											
1	2	3	4	5	6	7	8	9	10	<input type="checkbox"/>	
To no degree at all									To a very significant degree		Don't know

<b>E10. In which of the following areas do you believe the World Bank Group should provide most of its resources when it comes to providing support to the refugee crisis in Uganda? (Choose no more than TWO)</b>	
1	Education
2	Health
3	Supporting poor and marginalized local communities
4	Jobs
5	Environmental management
6	Business development
7	Infrastructure
8	Social cohesion
9	Public services
10	Macro issues (fiscal accounts, balance of payments, etc.)
11	Don't know
12	Other (please specify): _____

<b>E11. Please rate how you feel when you think about the impact of the refugees in regards to....</b>						
		A very negative impact	A somewhat negative impact	A somewhat positive impact	A very positive impact	No impact at all
1	Uganda's economy	<input type="checkbox"/>	<input type="checkbox"/>	<input type="checkbox"/>	<input type="checkbox"/>	<input type="checkbox"/>
2	Social cohesion	<input type="checkbox"/>	<input type="checkbox"/>	<input type="checkbox"/>	<input type="checkbox"/>	<input type="checkbox"/>
3	National security	<input type="checkbox"/>	<input type="checkbox"/>	<input type="checkbox"/>	<input type="checkbox"/>	<input type="checkbox"/>
4	Public service delivery	<input type="checkbox"/>	<input type="checkbox"/>	<input type="checkbox"/>	<input type="checkbox"/>	<input type="checkbox"/>
5	Uganda's poor and marginalized	<input type="checkbox"/>	<input type="checkbox"/>	<input type="checkbox"/>	<input type="checkbox"/>	<input type="checkbox"/>

**SECTION F: THE FUTURE ROLE OF THE WORLD BANK GROUP IN UGANDA**

<b>F1. Which of the following SHOULD the World Bank Group do to make itself of greater value in Uganda? (Choose no more than TWO)</b>	
1	Leverage the private sector more (i.e., mobilize private sector development)
2	Help to bring discipline/effective supervision to implementation of World Bank Group projects
3	Increase the level of capacity development in the country
4	Offer more innovative knowledge services
5	Work faster
6	Reduce the complexity of obtaining World Bank Group financing
7	Collaborate more effectively with Government clients (e.g., national, state, local)
8	Collaborate more effectively with organizations such as bilaterals, multilaterals, trust funds, UN agencies
9	Offer more innovative financial products
10	Ensure greater selectivity in its work
11	Provide more adequate data/knowledge/statistics/figures on Uganda's economy
12	Improve the competitiveness of its financing compared to markets (e.g., cost, timeliness, other terms)
13	Work more with civil society and community/beneficiary representatives
14	Improve the quality of its experts as related to Uganda's specific challenges
15	Work more with youth organizations
16	Other (please specify): _____

<b>F2. When considering the combination of services that the World Bank Group offers in Uganda, and taking into account its limited level of resources, which ONE of the following do you believe the World Bank Group should offer more of in Uganda? (Select only ONE response)</b>	
1	Financial services
2	Knowledge products
3	Convening services
4	None of the above
5	The combination of all is more appropriate for Uganda
6	Don't know

**SECTION F: THE FUTURE ROLE OF THE WORLD BANK GROUP IN UGANDA**

<b>F3. Please answer the following questions:</b>		<b>(Choose no more than THREE for each column)</b>	
		<b>A. Which THREE areas below would benefit most from the World Bank Group playing a leading role among international partners in Uganda?</b>	<b>B. Which THREE areas below would benefit most from other donors in Uganda?</b>
1	Social cohesion	<input type="checkbox"/>	<input type="checkbox"/>
2	Public financial management	<input type="checkbox"/>	<input type="checkbox"/>
3	Reducing gender based violence	<input type="checkbox"/>	<input type="checkbox"/>
4	Crisis preparedness	<input type="checkbox"/>	<input type="checkbox"/>
5	Crisis response	<input type="checkbox"/>	<input type="checkbox"/>
6	Access to justice systems	<input type="checkbox"/>	<input type="checkbox"/>
7	Security mechanisms	<input type="checkbox"/>	<input type="checkbox"/>
8	Conflict resolution mechanisms	<input type="checkbox"/>	<input type="checkbox"/>
9	Support domestic resource mobilization	<input type="checkbox"/>	<input type="checkbox"/>
10	Access to basic services	<input type="checkbox"/>	<input type="checkbox"/>
11	Capacity of state institutions	<input type="checkbox"/>	<input type="checkbox"/>
12	Jobs	<input type="checkbox"/>	<input type="checkbox"/>
13	Improving livelihoods	<input type="checkbox"/>	<input type="checkbox"/>
14	Improving public service management	<input type="checkbox"/>	<input type="checkbox"/>
15	Food security	<input type="checkbox"/>	<input type="checkbox"/>
16	Social safety nets	<input type="checkbox"/>	<input type="checkbox"/>
17	Stimulating dialogue to promote peace and stability	<input type="checkbox"/>	<input type="checkbox"/>

**SECTION G: COMMUNICATION AND INFORMATION SHARING****G1. How do you get most of your information about economic and social development issues in Uganda? (Choose no more than TWO)**

1	Local radio	6	Internet
2	International radio	7	Periodicals
3	Social media (e.g., blogs, Facebook, Twitter, YouTube, Flickr)	8	International television
4	International newspapers	9	Local newspapers
5	Local television	10	Other (please specify): _____

**G2. How would you prefer to receive information from the World Bank Group? (Choose no more than TWO)**

1	World Bank Group's publications and other written materials	5	Direct contact with World Bank Group (i.e., face to face meetings/discussions)
2	e-Newsletters	6	World Bank Group's website
3	World Bank Group's seminars/workshops/conferences	7	Social media (e.g., blogs, Facebook, Twitter, YouTube, Flickr)
4	Mobile phones	8	Other (please specify): _____

<b>G3</b>	Are you aware of the World Bank Group's Access to Information Policies under which the World Bank Group discloses any information in its possession that is not on a list of exceptions?	<b>Yes</b>	<b>No</b>
<b>G4</b>	Do you have reliable access to the Internet?	<b>Yes</b>	<b>No</b>
<b>G5</b>	Do you use/have you used the World Bank Group website?	<b>Yes</b>	<b>No</b>
<b>G6</b>	Do you currently consult the World Bank Group social media sites (e.g., blogs, Facebook, Twitter, YouTube, and Flickr)?	<b>Yes</b>	<b>No</b>

**G7. Which Internet connection do you use primarily when visiting a World Bank Group website?**

1	High speed/WiFi
2	Dial-up

**G8. How frequently do you consult the World Bank Group's website and/or social media channels (e.g., blogs, Facebook, Twitter, YouTube, Flickr) for information/knowledge that you can use in your work?**

1	Weekly
2	Monthly
3	A few times a year
4	Rarely
5	Never

**SECTION G: COMMUNICATION AND INFORMATION SHARING**

Please rate how much you agree with the following statements.												
		Strongly disagree								Strongly agree		Don't know
<b>G9</b>	I find the World Bank Group's websites easy to navigate. <i>(Only answer if you have used a World Bank Group website)</i>	1	2	3	4	5	6	7	8	9	10	<input type="checkbox"/>
<b>G10</b>	I find the information on the World Bank Group's websites useful. <i>(Only answer if you have used a World Bank Group website)</i>	1	2	3	4	5	6	7	8	9	10	<input type="checkbox"/>
<b>G11</b>	The World Bank Group's social media channels (e.g., blogs, Facebook, Twitter, YouTube, Flickr) are valuable sources of information about the institution	1	2	3	4	5	6	7	8	9	10	<input type="checkbox"/>

**SECTION H: BACKGROUND INFORMATION**

<b>H1. Which of the following best describes your current position? (Select only ONE response)</b>			
1	Office of the President, Prime Minister	11	NGO/Community Based Organization/CSO
2	Office of Minister	12	Media (press, radio, TV, web, etc.)
3	Office of Parliamentarian	13	Independent Government Institution (i.e., Regulatory Agency, Central Bank/oversight institution)
4	Employee of a Ministry, Ministerial Department or Implementation Agency	14	Trade Union
5	Project Management Unit (PMU) overseeing implementation of project/ Consultant/Contractor working on World Bank Group supported project/program	15	Faith-Based Group
6	Local Government Office or Staff	16	Youth Group
7	Bilateral/Multilateral Agency	17	Academia/Research Institute/Think Tank
8	Private Sector Organization	18	Judiciary Branch
9	Private Foundation	19	Other (please specify): _____
10	Financial Sector/Private Bank		

<b>H2. Please identify the primary specialization of your work. (Select only ONE response)</b>			
1	Water and sanitation	12	Gender
2	Social protection and labor	13	Transport and ICT
3	Fragility, conflict and violence	14	Urban, rural, and social development
4	Environment and natural resources	15	Governance and accountability
5	Public-private partnerships	16	Poverty
6	Education	17	Jobs
7	Health, nutrition, and population	18	Agriculture
8	Energy and extractives	19	Climate change
9	Macroeconomics and fiscal management	20	Generalist (specialized in multiple sectors)
10	Trade and competitiveness	21	Other (please specify): _____
11	Finance and markets		

<b>H3. Currently, do you professionally collaborate/work with the World Bank Group (IDA, IFC, or MIGA) in your country?</b>	
1	Yes
2	No

<b>H4. Which of the following agencies of the World Bank Group do you primarily engage with in Uganda? (Select only ONE response)</b>	
1	The World Bank (IDA)
2	The International Finance Corporation (IFC)
3	The Multilateral Investment Guarantee Agency (MIGA)
4	Other (please specify): _____

**SECTION H: BACKGROUND INFORMATION****H5. Do your projects involve both the World Bank and the IFC?***(If YES please go to Question H6; If NO please go to H7)*

- |   |     |
|---|-----|
| 1 | Yes |
| 2 | No  |

**H6. If yes, what was your view of how the two institutions work together in Uganda?****(Select only ONE response)**

- |   |  |
|---|--|
| 1 | The two institutions work well together                      |
| 2 | The way the two institutions work together needs improvement |
| 3 | The two institutions do not work well together               |
| 4 | Don't know   |

**H7. Which of the following describes most of your exposure to the World Bank Group in Uganda?****(Choose no more than TWO)**

- |   |   |
|---|---|
| 1 | Observer (i.e., follow in media, discuss in informal conversations, etc.) |
| 2 | Use World Bank Group reports/data   |
| 3 | Engage in World Bank Group related/sponsored events/activities            |
| 4 | Collaborate as part of my professional duties                             |
| 5 | Use World Bank Group website for information, data, research, etc.        |

**H8. What's your gender?**

- |   |        |
|---|--------|
| 1 | Female |
| 2 | Male   |

**H9. What's your age?**

- |   |              |
|---|--------------|
| 1 | 25 and under |
| 2 | 26-35        |
| 3 | 36-45        |
| 4 | 46-55        |
| 5 | 56 and above |

**H10. Which best represents your geographic location?**

- |   |                               |
|---|-------------------------------|
| 1 | Kampala (Capital City)        |
| 2 | Central Region                |
| 3 | Northern Uganda               |
| 4 | Western Uganda                |
| 5 | South Western Uganda          |
| 6 | Eastern Uganda                |
| 7 | Other (please specify): _____ |

**Thank you for completing the survey!**