

FY 2019 Nepal Country Opinion Survey Report

THE WORLD BANK GROUP

Public Opinion Research Group




WORLD BANK GROUP

October 2019



Acknowledgements

The Nepal Country Opinion Survey is part of the Country Opinion Survey Program series of the World Bank Group. This report was prepared by the Public Opinion Research Group (PORG), led by Sharon Felzer (Senior Communications Officer, Head of PORG). Svetlana Markova, Jessica Cameron, Antonina Redko, and Yulia Danilina oversaw design, reporting, and analysis. Dania Mendoza, Noreen Wambui, and Irina Popova provided data support. PORG acknowledges the significant contribution from the Nepal country team and the independent fielding agency HURDEC Pvt. Ltd. In particular, PORG is grateful for the support from Bigyan Pradhan (Senior Operations Officer) and Richa Bhattarai (Communications Associate) who coordinated the survey related activities from Kathmandu, Nepal.



Country Opinion Surveys
THE WORLD BANK GROUP



Table of Contents

I. Objectives	3
II. Methodology.....	3
III. Demographics of the Sample.....	4
IV. General Issues Facing Nepal	8
V. Overall Attitudes toward the World Bank Group.....	15
VI. Sectoral Effectiveness.....	21
VII. How the World Bank Group Operates	24
VIII. World Bank Group's Knowledge and Instruments	30
IX. The Future Role of the World Bank Group in Nepal.....	34
X. Communication and Outreach	38
XI. Appendices.....	42

NEPAL





I. Objectives

This survey was designed to assist the World Bank Group (WBG) in gaining a better understanding of how stakeholders in Nepal perceive the WBG. The survey explored:

- *General Issues Facing Nepal*
- *Overall Attitudes toward the World Bank Group*
- *World Bank Group's Effectiveness and Results*
- *The World Bank Group's Knowledge Work and Activities*
- *Working with the World Bank Group*
- *The Future Role of the World Bank Group in Nepal*
- *Communication and Information Sharing*
- *Background Information*

II. Methodology

In April-June 2019, 649 stakeholders of the WBG in Nepal were invited to provide their opinions on the WBG's work in the country by participating in a Country Opinion Survey. Participants were drawn from the Office of the President, Prime Minister; office of a minister; office of a parliamentarian; ministries/ministerial departments/implementation agencies; Project Management Units (PMUs) overseeing implementation of WBG projects; consultants/contractors working on WBG-supported projects/programs; local governments; bilateral and multilateral agencies; private sector organizations; the financial sector/private banks; private foundations; NGOs and community-based organizations; the media; independent government institutions; trade unions; youth groups; academia/research institutes/think tanks; the judiciary branch; and other organizations.

A total of 421 stakeholders participated in the survey (65% response rate). Respondents received the questionnaire via mail, courier or email and returned it accordingly, or received the questionnaires via the online survey platform Qualtrics.

Every country that engages in the Country Opinion Survey (COS) must include specific indicator questions that will be aggregated for the World Bank Group's annual Corporate Scorecard. These questions are identified throughout the survey report.

The results in this year's Country Survey were compared to those in the Country Survey conducted in FY'16 (response rate was 67%, N=324). Data were weighted to reach the same stakeholder composition in two years, which allows for year comparisons. Stakeholder groups which were not present in both fiscal years were not included in the comparison. Respondents who belonged to the "other" stakeholder category were not included either. As a result, mean ratings, percentages of respondents, and the total number of respondents in both years are slightly different from those of the original data reported in the FY'16 COS report and the non-weighted data presented in appendices A, B, C, D and F. For the weighted stakeholder breakdown and year comparison results, please refer to Appendix E (page 79).

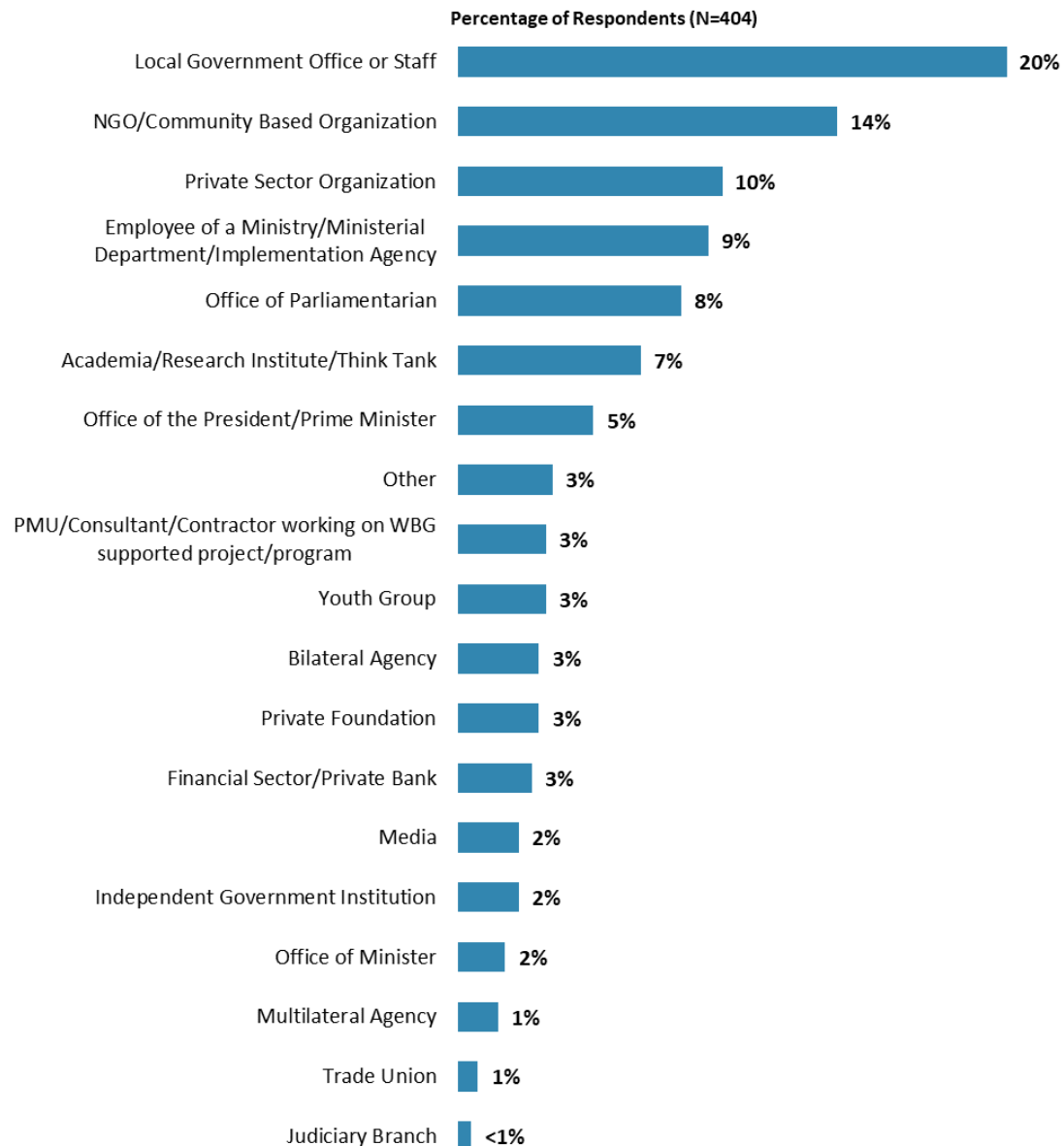
Note that the body of the report presents data on selected questions of the survey questionnaire. Please refer to Appendices A for data on all survey questions. Appendices B, C, D, E, and F present data on selected questions. Additional data breakdowns are available upon request.



III. Demographics of the Sample

Current Position

- Note that for further analyses, some respondent groups were combined.¹



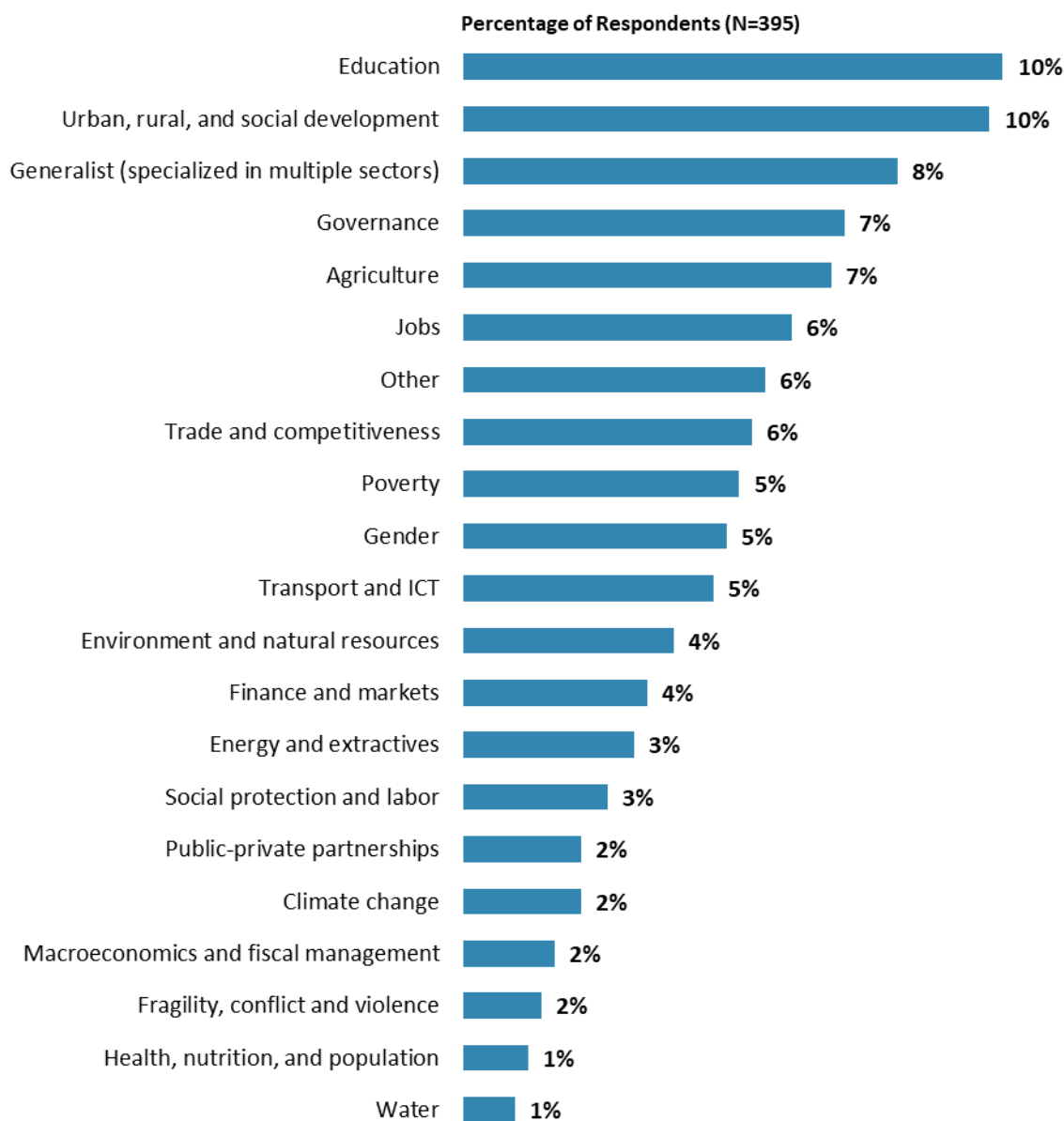
“Which of the following best describes your current position?”
(Respondents chose from a list.)

¹ Respondents from the office of the President/Prime Minister were combined with the respondents from the office of a minister; employees of ministries, ministerial department or implementation agency were combined with the representatives of PMUs overseeing implementation of projects, consultants, and contractors working on WBG supported projects/programs; respondents from bilateral agencies were combined with those from multilateral agencies; financial sector/private banks were combined with those from private sector organizations; respondents from private foundations, NGOs/community based organizations, trade unions, and youth groups were combined in the “CSO” category; and the small number of respondents from the judiciary branch were included in the “Other” category.



III. Demographics of the Sample (continued)

Area of Primary Specialization



"Please identify the primary specialization of your work."
(Respondents chose from a list.)

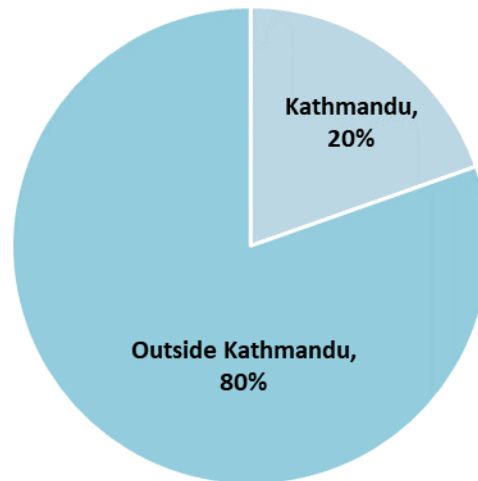


III. Demographics of the Sample (continued)

Geographic Locations

- Geographic location comparisons can be found in Appendix C (page 71).

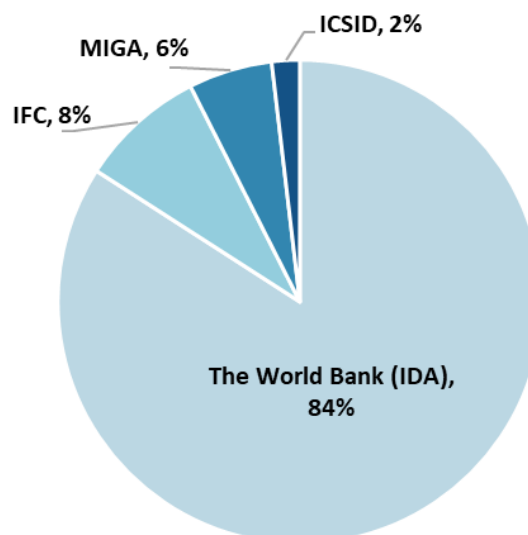
Percentage of Respondents (N=413)



"Which best represents your geographic location?"
(Respondents chose from a list.)

Exposure to Agencies within the World Bank Group

Percentage of Respondents (N=107)



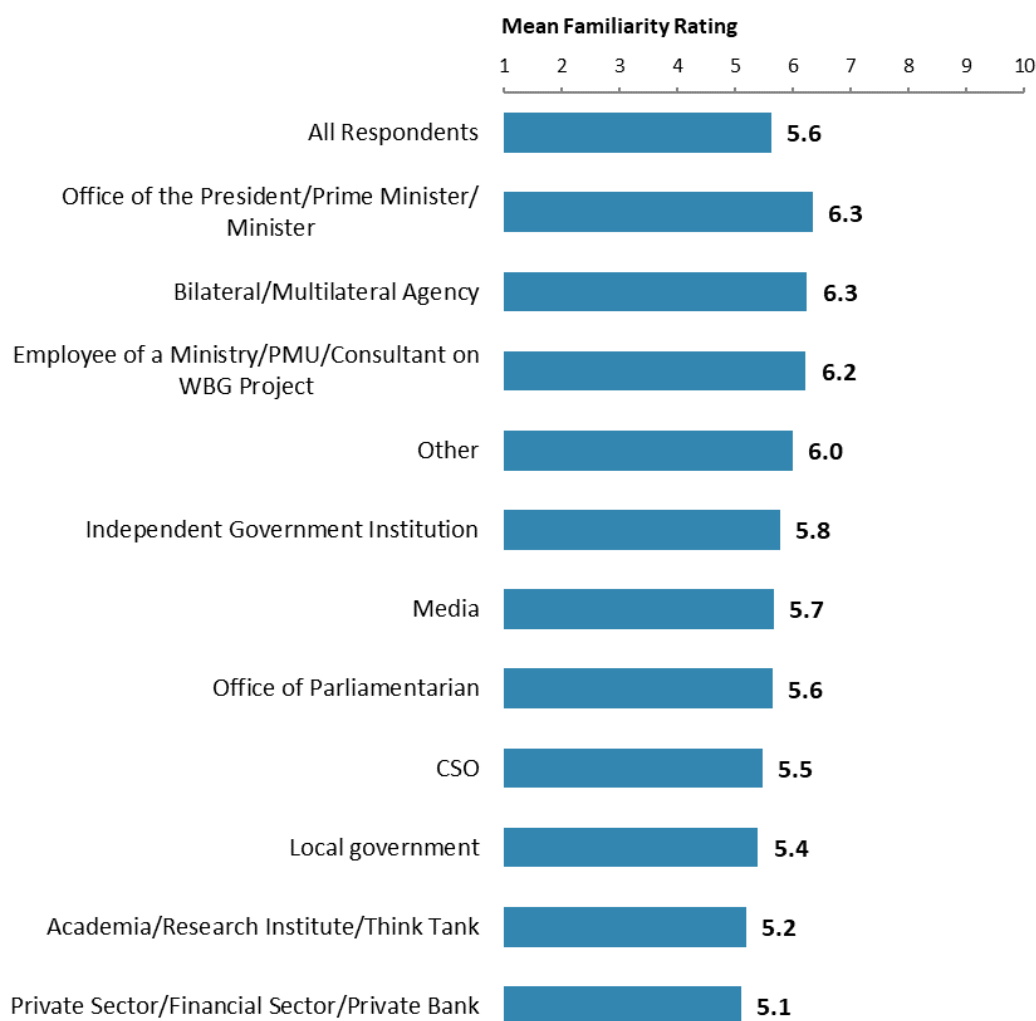
"Which of the following agencies of the World Bank Group do you primarily collaborate/work with in Nepal?" (Respondents chose from a list.)



III. Demographics of the Sample (continued)

Familiarity with the World Bank Group

- **Year comparison:** Respondents in this year's Country Survey had statistically similar levels of familiarity with the WBG compared to the FY'16 Country Survey (weighted mean in FY'19 = 5.6; weighted mean in FY'16 = 5.7)².
- **Impact of familiarity:** Respondents' ratings of familiarity with the WBG were significantly, strongly correlated with their ratings for the WBG's overall effectiveness in Nepal, and significantly, moderately correlated with their agreement that the WBG plays a relevant role in Nepal's development, and with their ratings of the extent to which the WBG's work helps to achieve development results in Nepal.



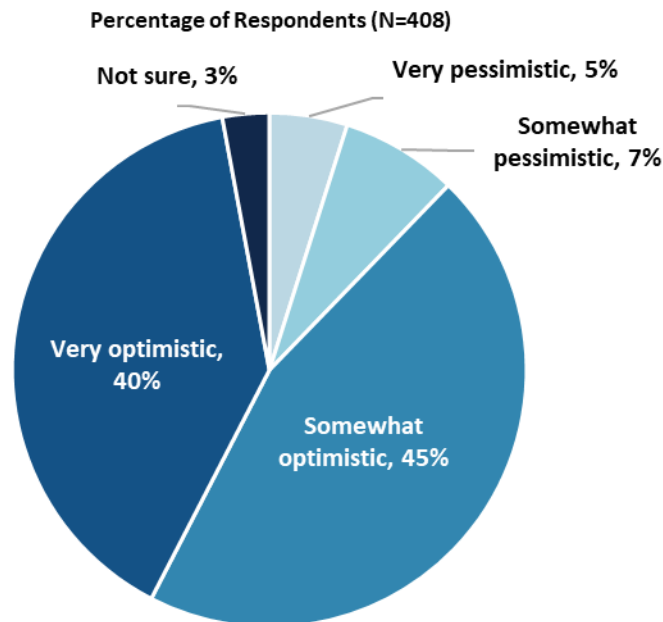
"How familiar are you with the work of the World Bank Group in Nepal?"
(1-"Not familiar at all", 10-"Extremely familiar")

² The means in the chart were calculated based on un-weighted data. Please refer to Appendix E (page 79) for more details on weighting.



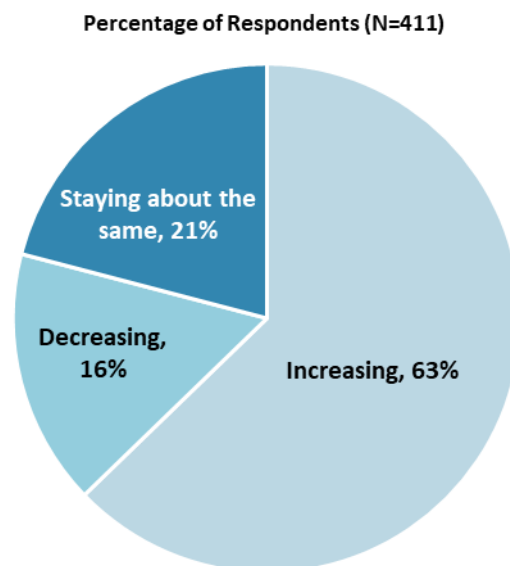
IV. General Issues Facing Nepal

Optimism for the Future of Nepal



"When you think about the future in Nepal, are you ... ?"
(Respondents chose from a list.)

Perceptions of Economic Opportunity

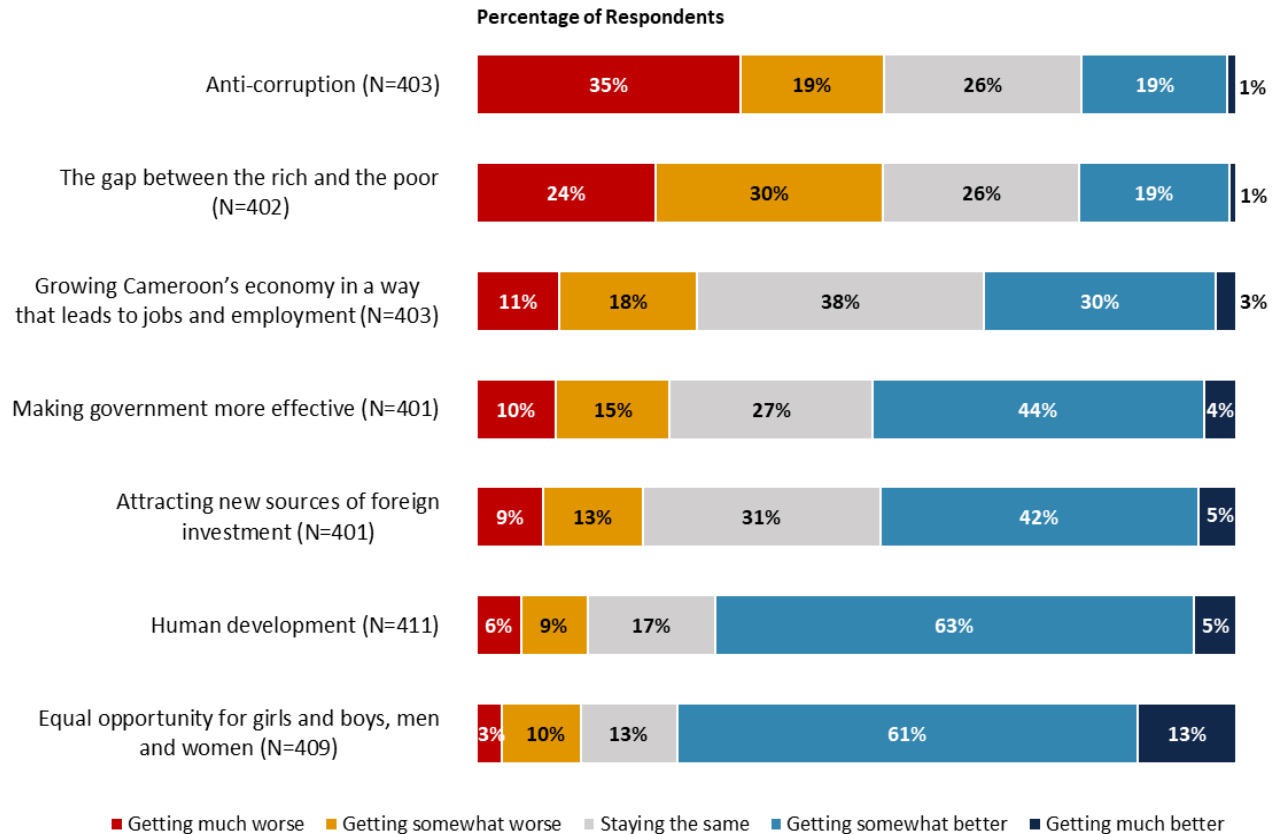


"Do you think that economic opportunity for citizens in Nepal is ... ?"
(Respondents chose from a list.)



IV. General Issues Facing Nepal (continued)

Perceptions of Improvement and Decline in Specific Areas



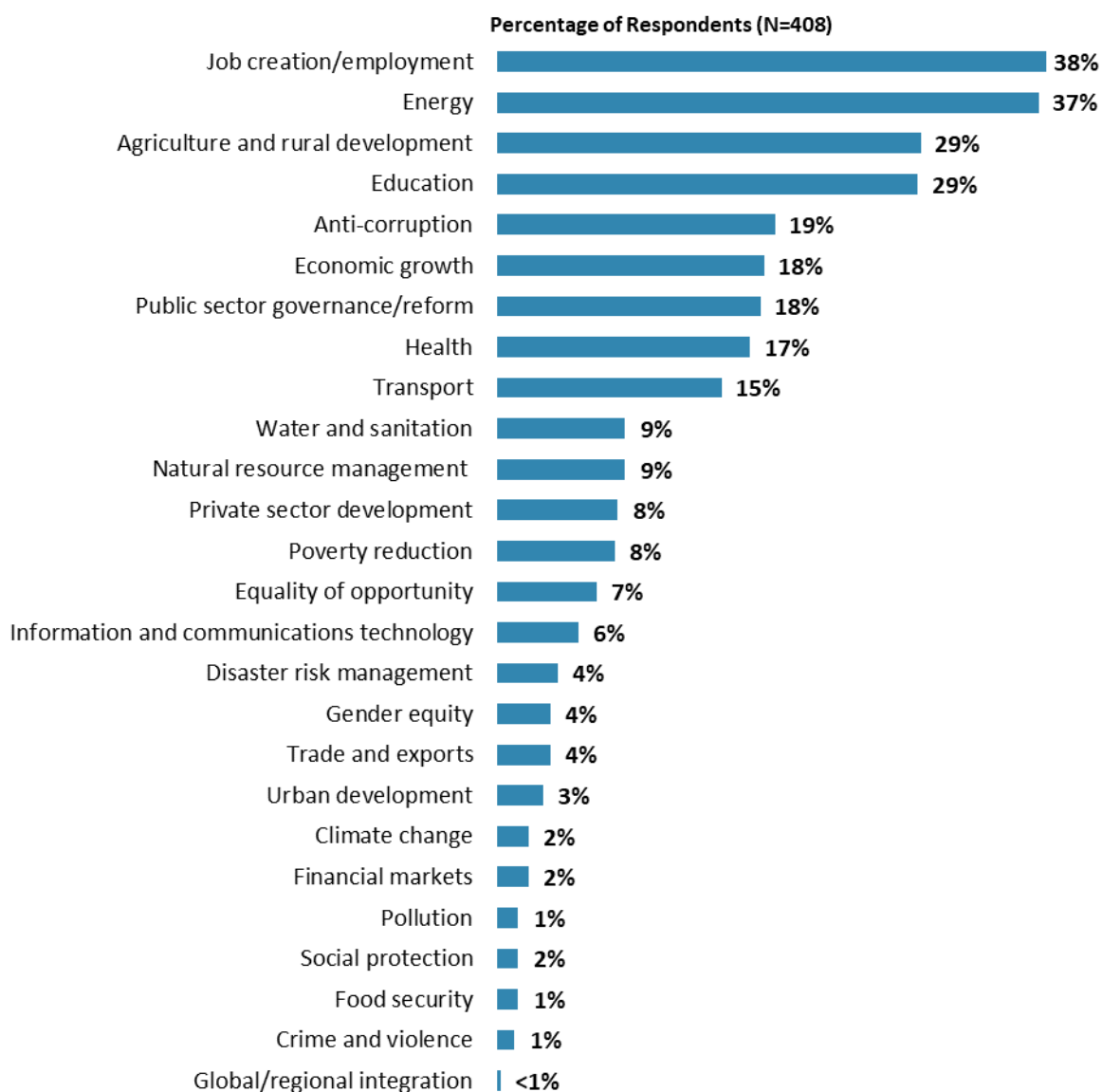
"Please describe the direction Nepal is moving in, when considering ... ?"
(Respondents chose from a list.)



IV. General Issues Facing Nepal (continued)

Development Priority

- **Year comparison:** Respondents in the previous FY'16 Country Survey indicated that the most important development priorities in Nepal were “*energy/energy security*” (31%), “*public sector governance/reform*” (26%), “*poverty reduction*” (24%), and “*education*” (22%).



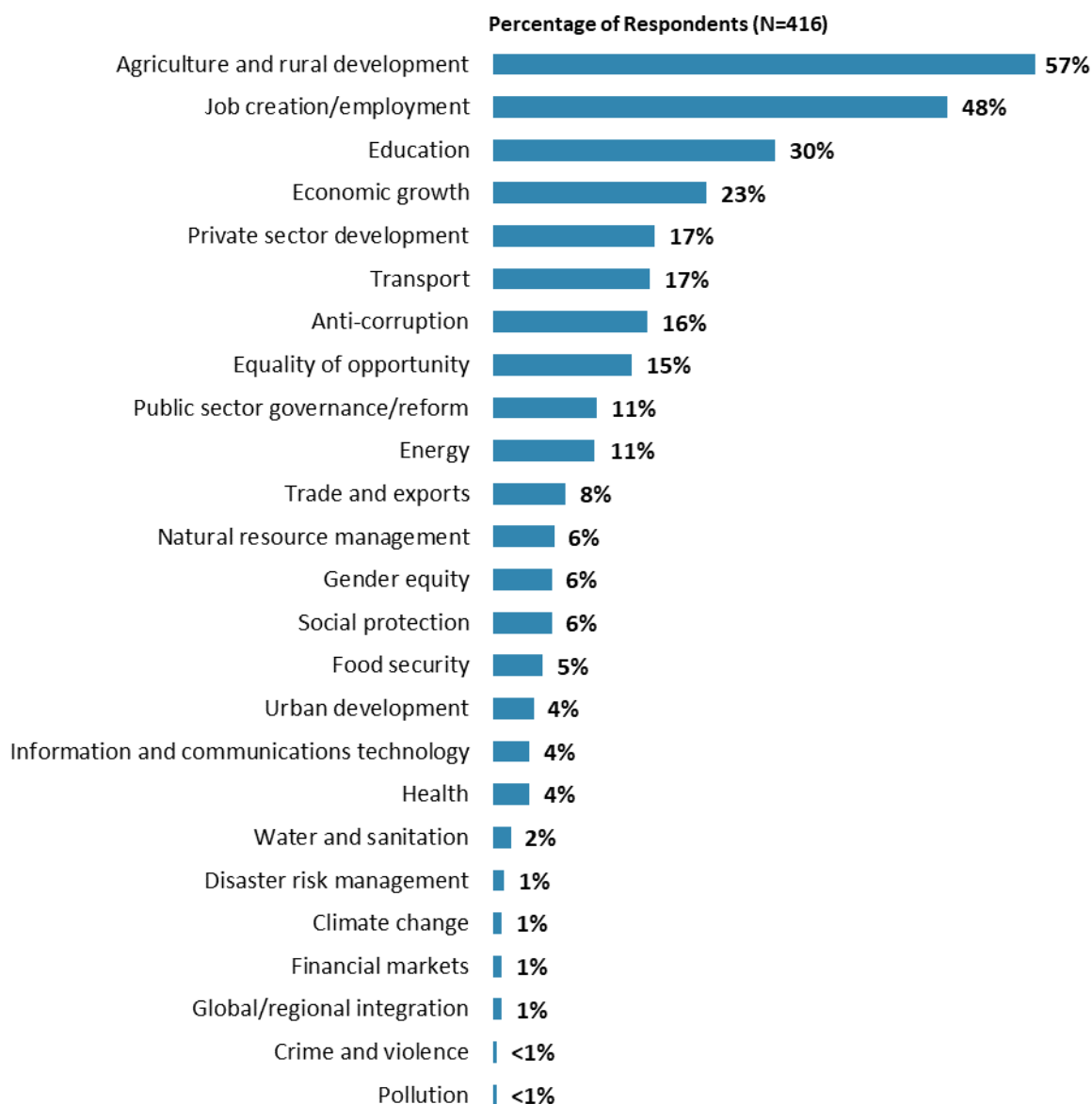
"Listed below are a number of development priorities in Nepal. Please identify which of the following you consider the most important development priorities in Nepal. (Choose no more than THREE)"
(Respondents chose from a list. Responses combined.)



IV. General Issues Facing Nepal (continued)

What Would Contribute Most to Reducing Poverty

- **Year comparison:** Respondents in the previous FY'16 Country Survey indicated that the biggest contributors to poverty reduction in Nepal were “*economic growth*” (30%), “*education*” (27%), “*job creation/employment*” (26%), and “*agricultural development*” (25%).



"Poverty reduction is a broad term that encompasses work in many different areas. Which THREE areas of development listed below do you believe would contribute most to reducing poverty in Nepal?

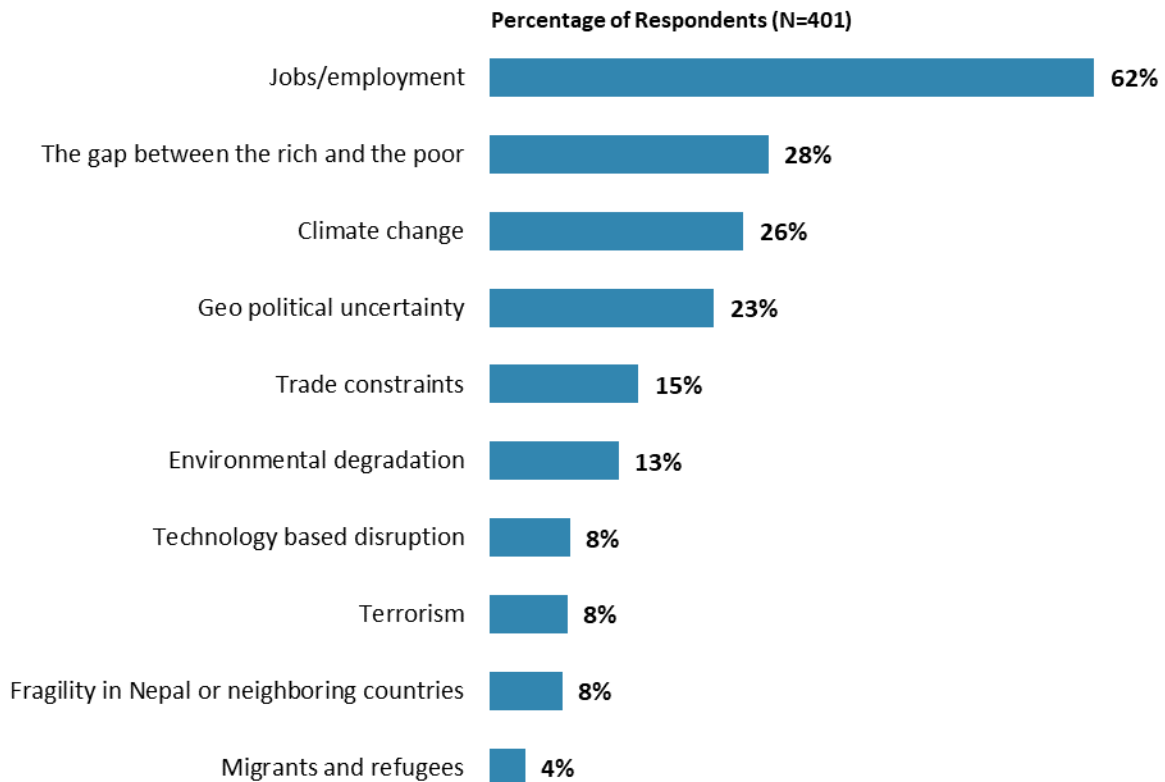
(Choose no more than THREE)"

(Respondents chose from a list. Responses combined.)



IV. General Issues Facing Nepal (continued)

The Impact of Global Challenges on Nepal

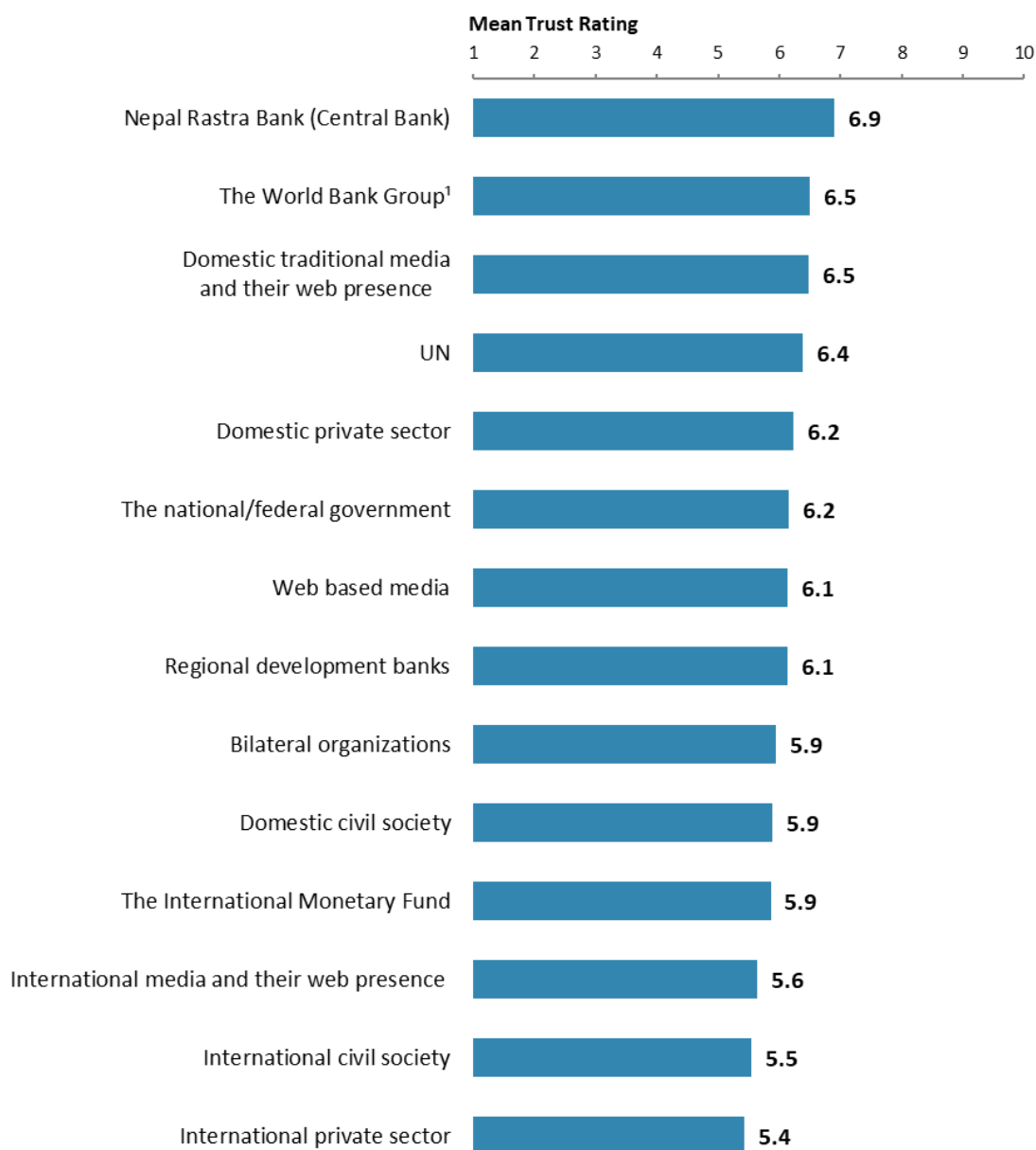


"Listed below are global challenges. Which do you think have the most serious impact on Nepal? (Choose no more than TWO)"
(Respondents chose from a list. Responses combined.)



IV. General Issues Facing Nepal (continued)

Trust in Institutions



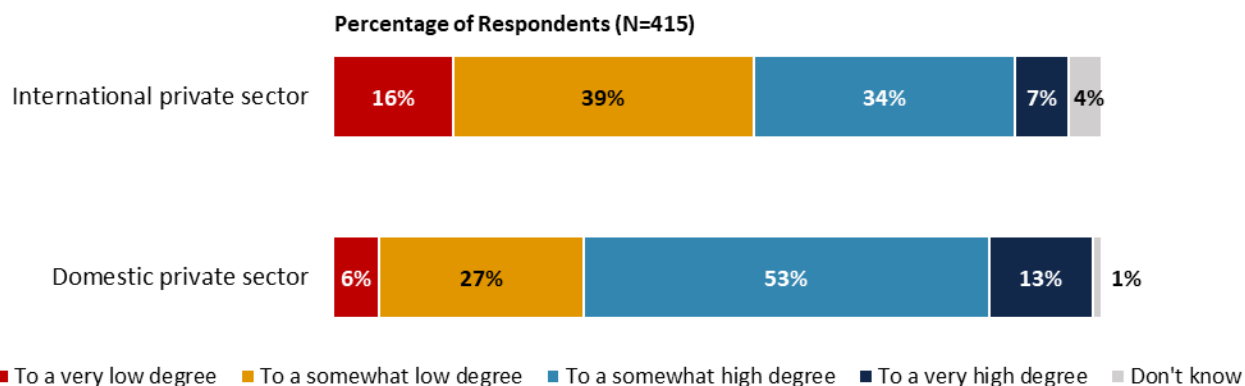
"To what extent do you trust each of the following groups to do what is right?"
(1-"To no degree at all ", 10-"To a very significant degree")

¹Indicator Question



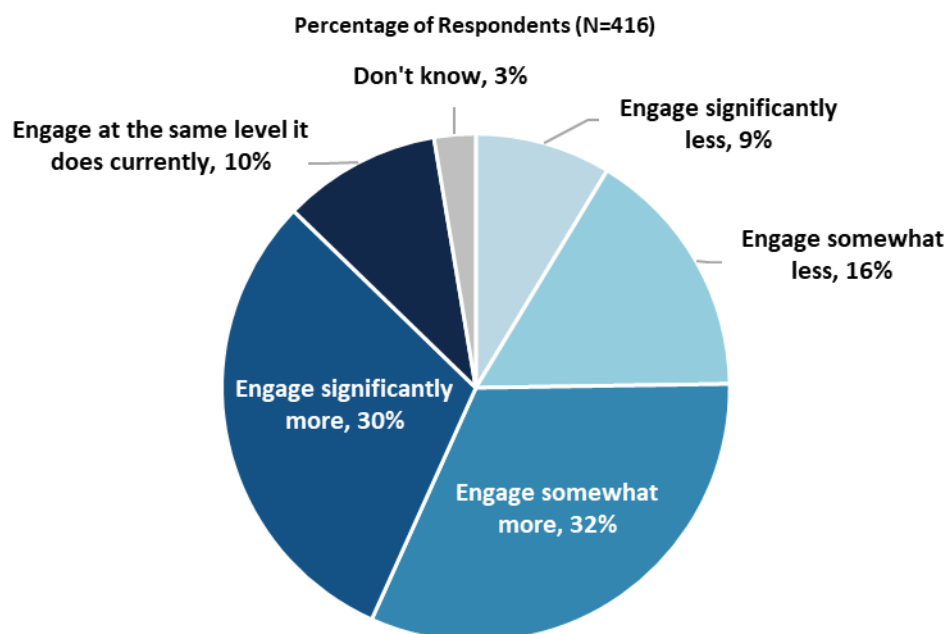
IV. General Issues Facing Nepal (continued)

Trust in the Private Sector



"To what extent do you trust _____ to engage in public service delivery in Nepal?"
(Respondents chose from a list.)

Civil Society Engagement

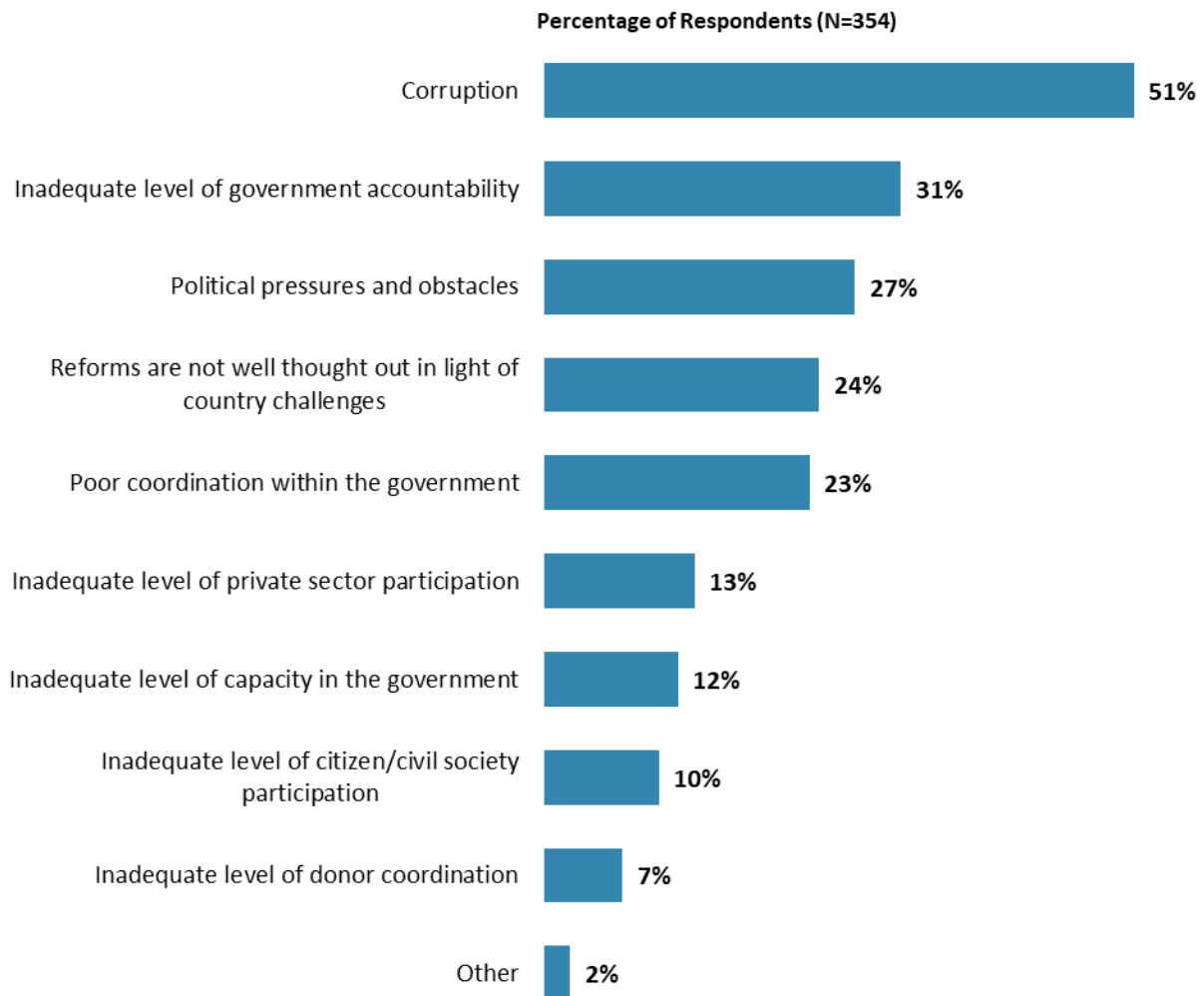


"When thinking about development efforts in Nepal, do you think that civil society (e.g., NGOs, CBOs) should ... ?"
(Respondents chose from a list.)



V. Overall Attitudes toward the World Bank Group

Attributions for Slow/Failed Reform Efforts

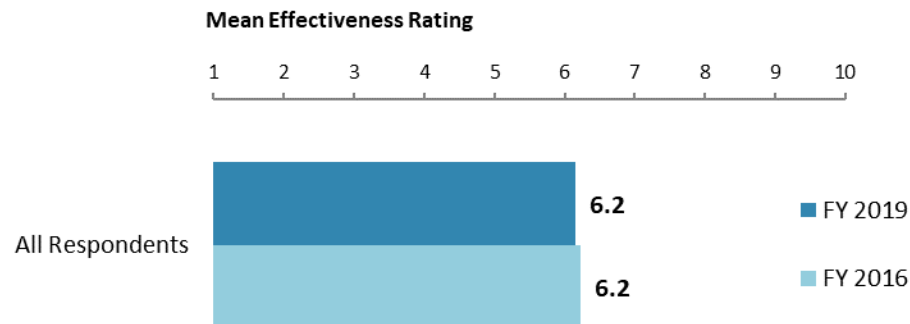


"When economic and/or social reform efforts fail or are slow to take place in Nepal, which of the following would you attribute this to? (Choose no more than TWO)"
(Respondents chose from a list. Responses combined.)



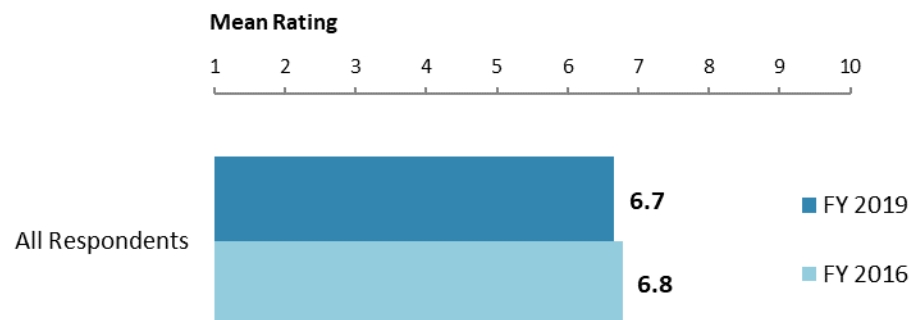
V. Overall Attitudes toward the World Bank Group (continued)

The World Bank Group's Overall Effectiveness³ (*Indicator Question*)



"Overall, please rate your impression of the World Bank Group's effectiveness in Nepal." (1-"Not effective at all", 10-"Very effective")

Achieving Development Results (*Indicator Question*)



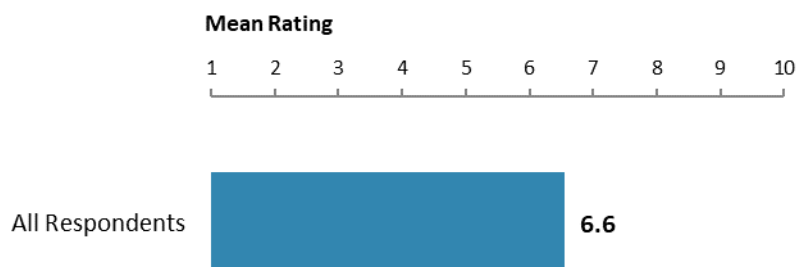
"To what extent does the World Bank Group's work help to achieve development results in Nepal?" (1-"To no degree at all", 10-"To a very significant degree")

³ Means presented in the charts on this page were calculated based on weighted data.



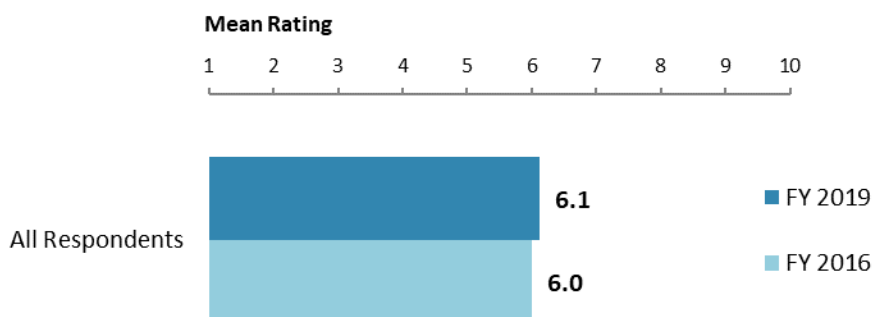
V. Overall Attitudes toward the World Bank Group (continued)

Influence on Nepal's Development Agenda (*Indicator Question*)



"To what extent does the World Bank Group influence the development agenda in Nepal?" (1-"To no degree at all", 10-"To a very significant degree")

WBG Staff Preparedness⁴



"To what extent do you believe the World Bank Group's staff is well prepared (e.g., skills and knowledge) to help Nepal solve its most complicated development challenges?" (1-"To no degree at all", 10-"To a very significant degree")

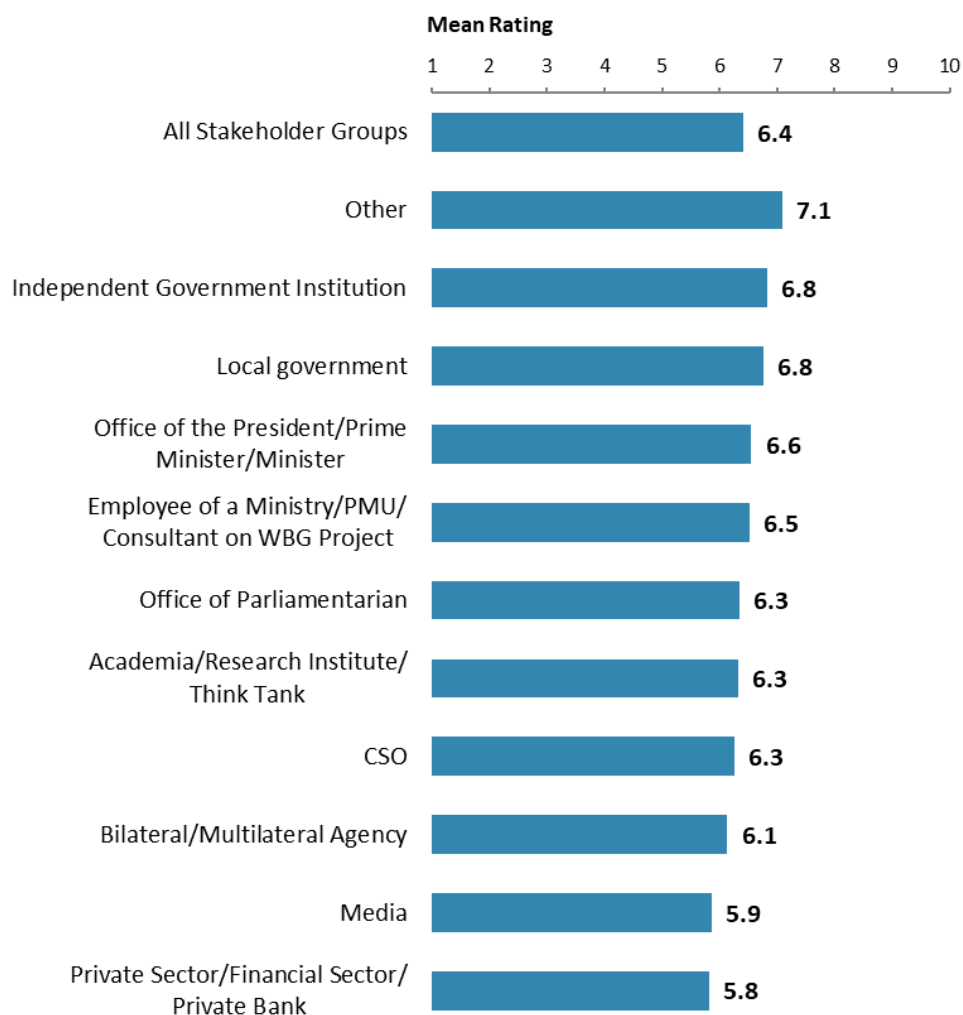
⁴ Means presented in this chart were calculated based on weighted data.



V. Overall Attitudes toward the World Bank Group (continued)

Overall Ratings for Indicator Questions by Stakeholder Groups

- **Stakeholder groups:** Respondents from independent government institutions, local government, and other organizations had the highest mean ratings for the aggregated responses to the twenty-eight COS indicator questions, whereas respondents from the private sector/financial sector/private banks had significantly lower mean ratings. Responses for individual indicator questions by stakeholder groups can be found in Appendix B (page 58).
- **Collaboration:** Respondents who collaborate with the WBG had significantly higher mean ratings for the aggregated responses to the twenty-eight COS indicator questions (mean rating = 6.8) compared to respondents who do not collaborate with the WBG (mean rating = 6.2). Responses for individual indicator questions by exposure to the WBG can be found in Appendix F (page 84).



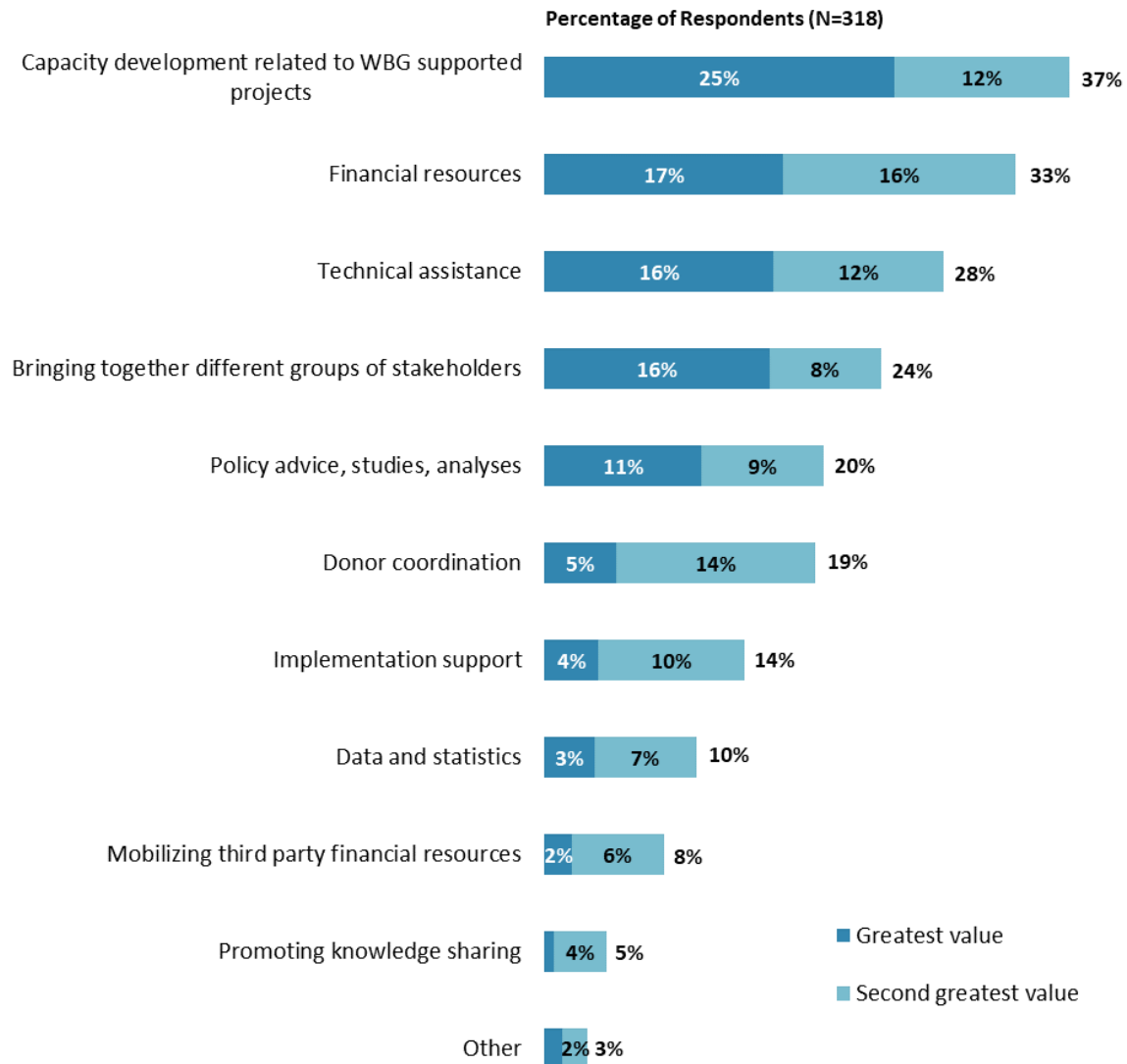
Mean Ratings for All Indicator Questions by Stakeholder Groups on a Scale from 1 to 10



V. Overall Attitudes toward the World Bank Group (continued)

Greatest Value

- **Year comparison:** Respondents in the previous FY'16 Country Survey indicated that the WBG's greatest values in Nepal were its "*financial resources*" (54%) and "*capacity development*" (38%).



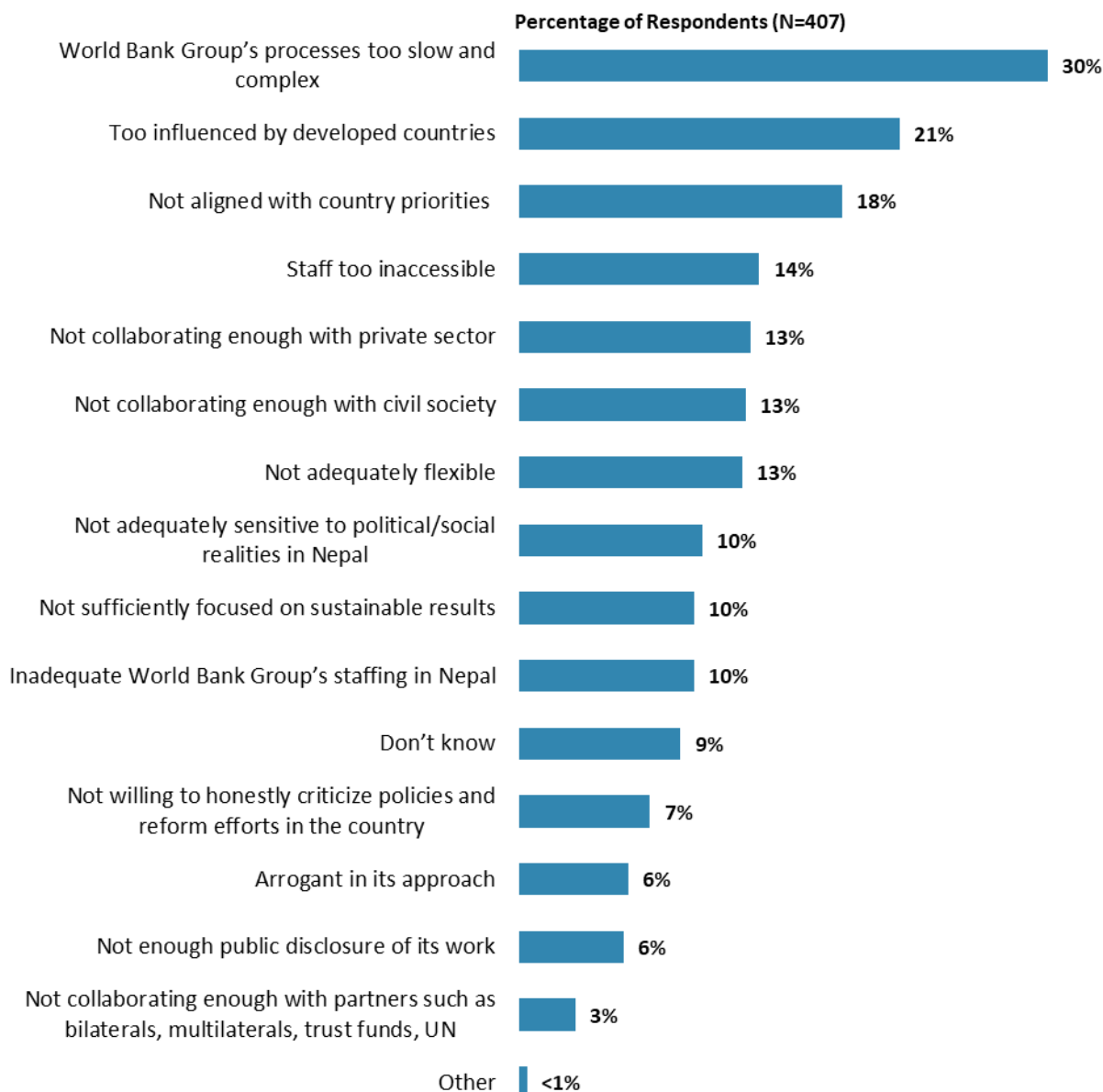
"When thinking about the World Bank Group's role, which activity do you believe is of greatest VALUE and which activity is of second greatest value in Nepal?"
(Respondents chose from a list.)



V. Overall Attitudes toward the World Bank Group (continued)

Greatest Weakness

- **Year comparison:** Respondents in the previous FY'16 Country Survey indicated that the WBG's greatest weakness in its work in Nepal was being "*too influenced by developed countries*" (34%).

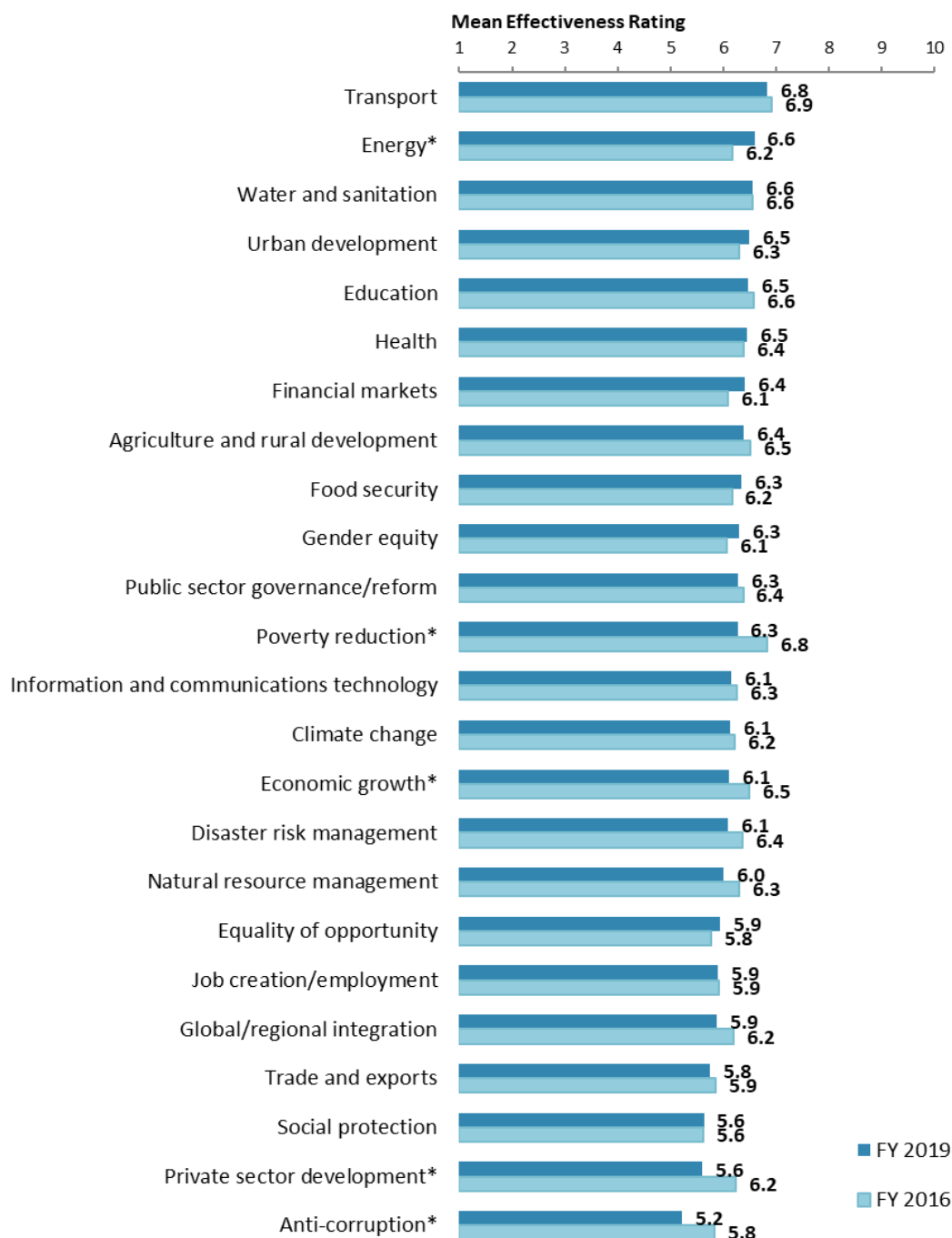


"Which of the following do you identify as the World Bank Group's greatest WEAKNESSES in its work in Nepal? (Choose no more than TWO)"
(Respondents chose from a list. Responses combined.)



VI. Sectoral Effectiveness

Effectiveness of WBG's Support in Sectoral Areas: Year Comparison⁵



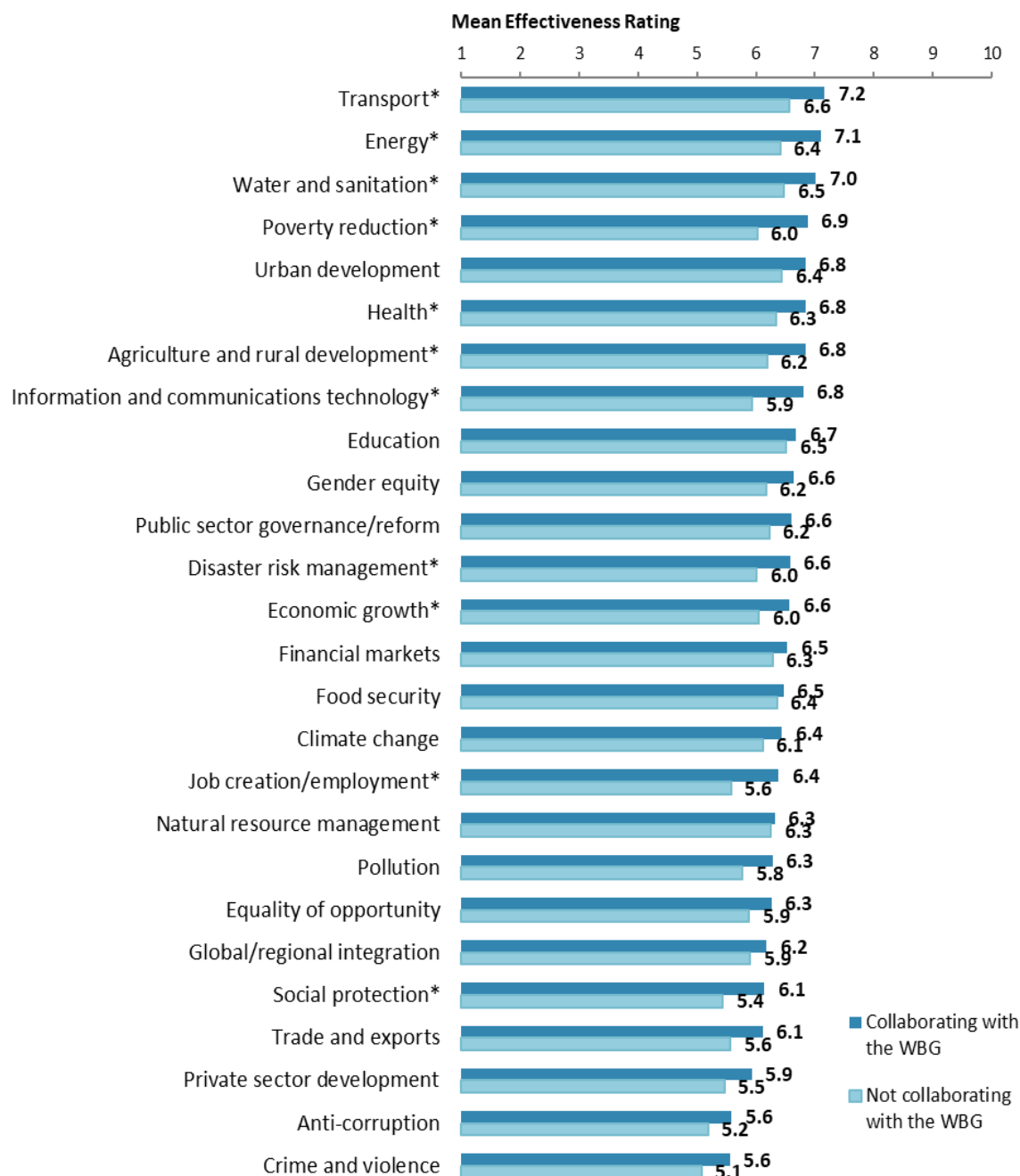
"How EFFECTIVE do you believe the World Bank Group is in terms of the work it does in the following areas of development in Nepal?" (1-"Not effective at all", 10-"Very effective")
 (*Significantly different between FY 2019 and FY 2016)

⁵ Means presented in this chart were calculated based on weighted data. See Appendix E for details.



VI. Sectoral Effectiveness (continued)

Effectiveness of WBG's Support in Sectoral Areas: Collaboration⁶



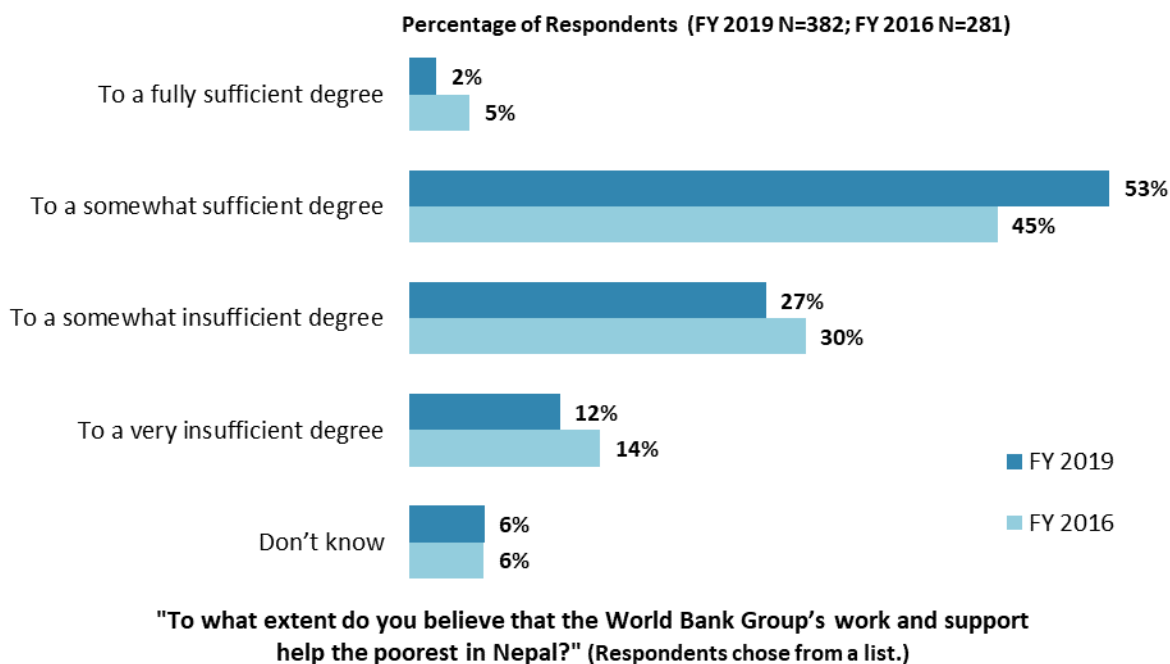
"How EFFECTIVE do you believe the World Bank Group is in terms of the work it does in the following areas of development in Nepal?" (1-"Not effective at all", 10-"Very effective")
*(*Significantly different between collaborators and non-collaborators)*

⁶ Note in the Appendix on the sectoral effectiveness (Appendix A, page 43) that primarily informed stakeholders responded to this question. Respondents were given the option of "don't know" if they did not have exposure to the WBG's work in certain development areas.

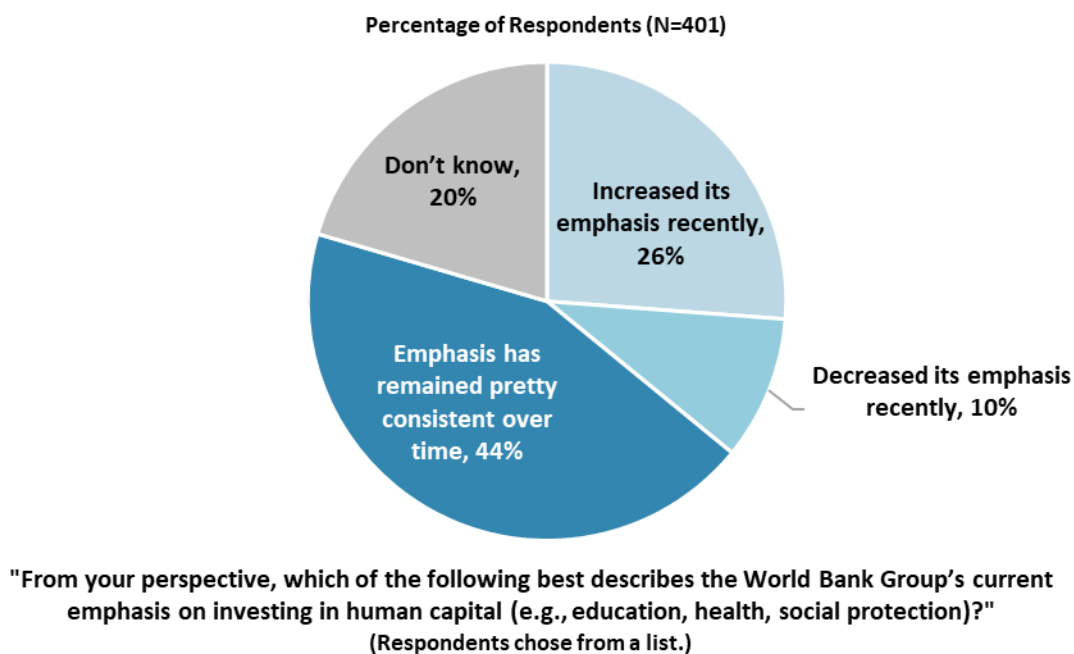


VI. Sectoral Effectiveness (continued)

Helping the Poorest⁷



The WBG's Human Capital Investment

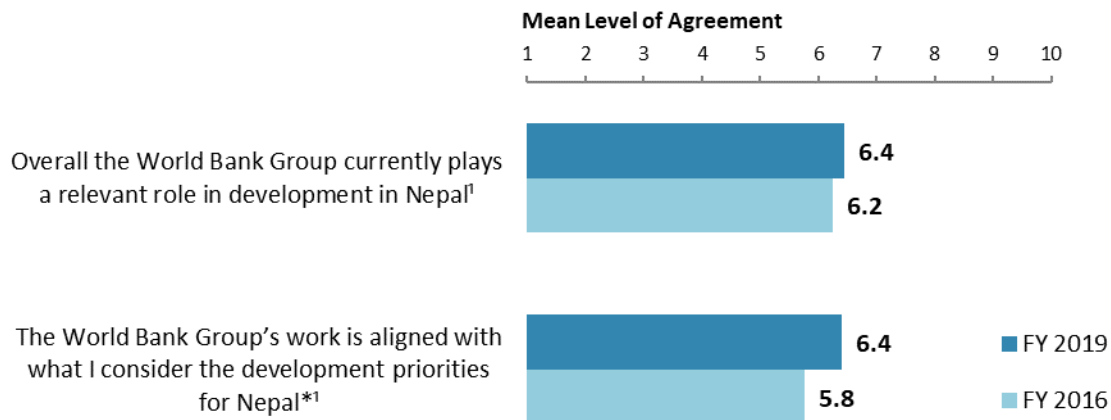


⁷ Percentages presented in the chart were calculated based on weighted data.



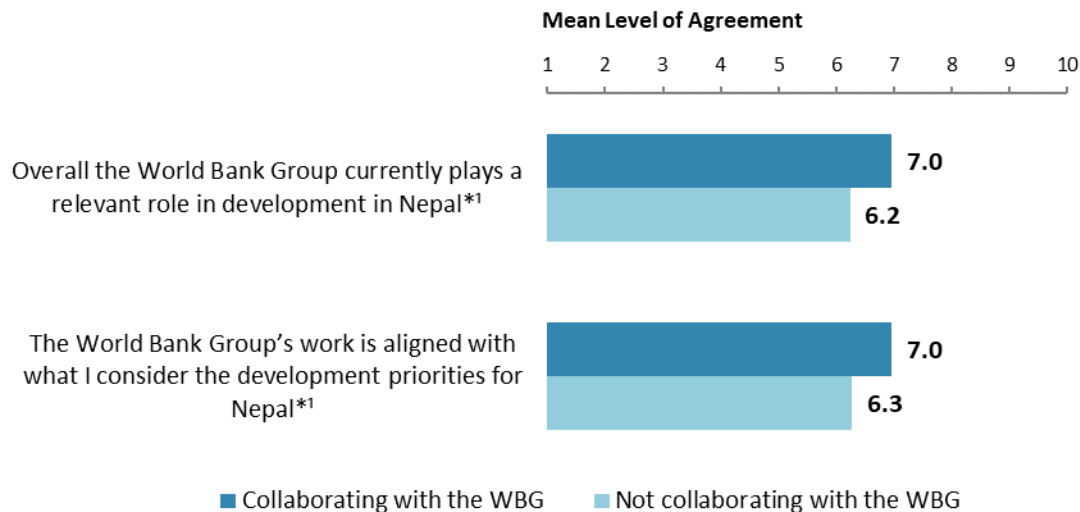
VII. How the World Bank Group Operates

The World Bank Group's Work in Nepal: Year Comparison⁸



"To what extent do you agree with the following statements about the World Bank Group's work in Nepal?" (1-"Strongly disagree", 10-"Strongly agree")
*(*Significantly different between FY 2019 and FY 2016)*
¹Indicator Question

The World Bank Group's Work in Nepal: Collaboration



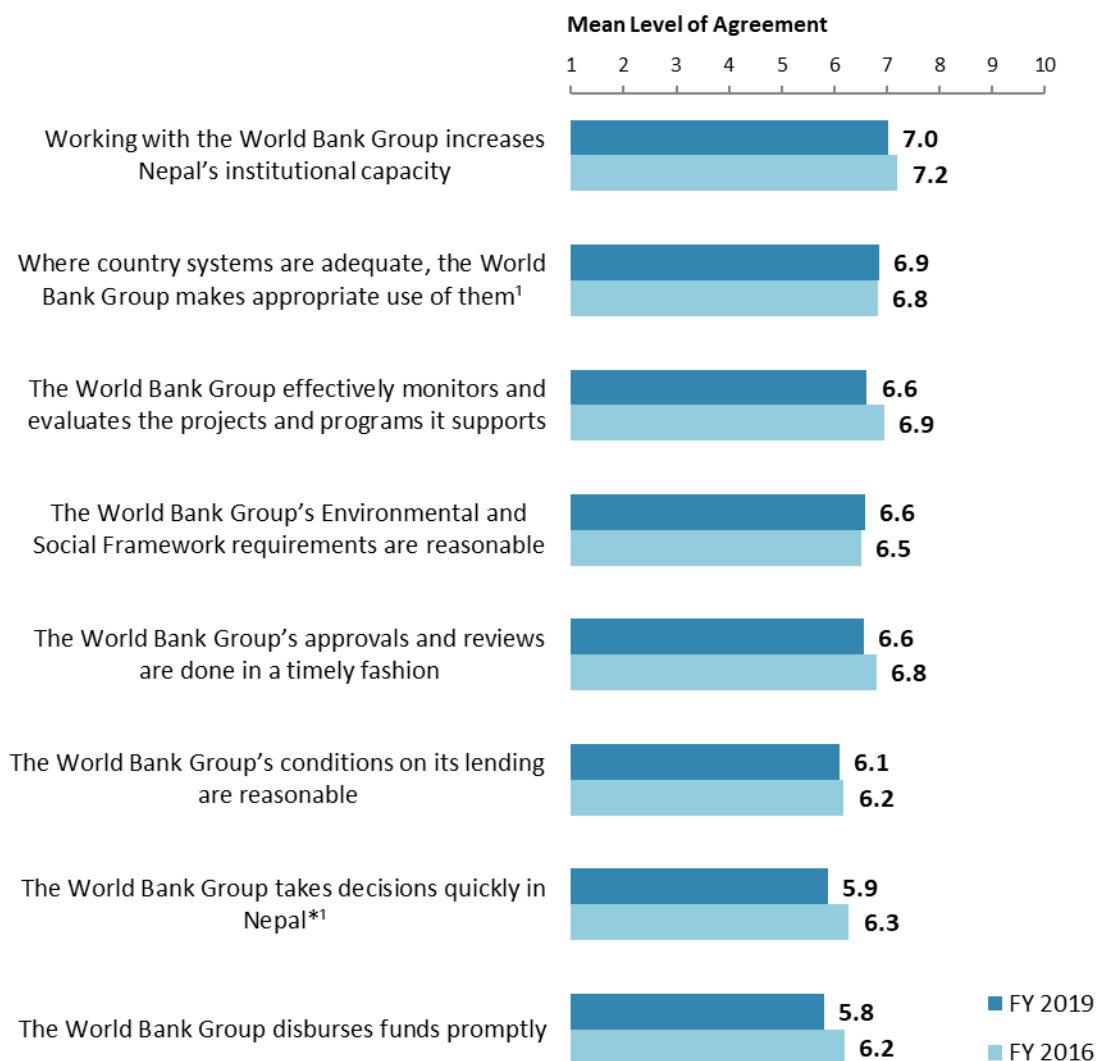
"To what extent do you agree with the following statements about the World Bank Group's work in Nepal?" (1-"Strongly disagree", 10-"Strongly agree")
*(*Significantly different between collaborators and non-collaborators)*
¹Indicator Question

⁸ Means in the chart were calculated based on weighted data.



VII. How the World Bank Group Operates (continued)

Overall Perceptions: Year Comparison⁹



"To what extent do you agree/disagree with the following statements?"

(1-"Strongly disagree", 10-"Strongly agree")

(*Significantly different between FY 2019 and FY 2016)

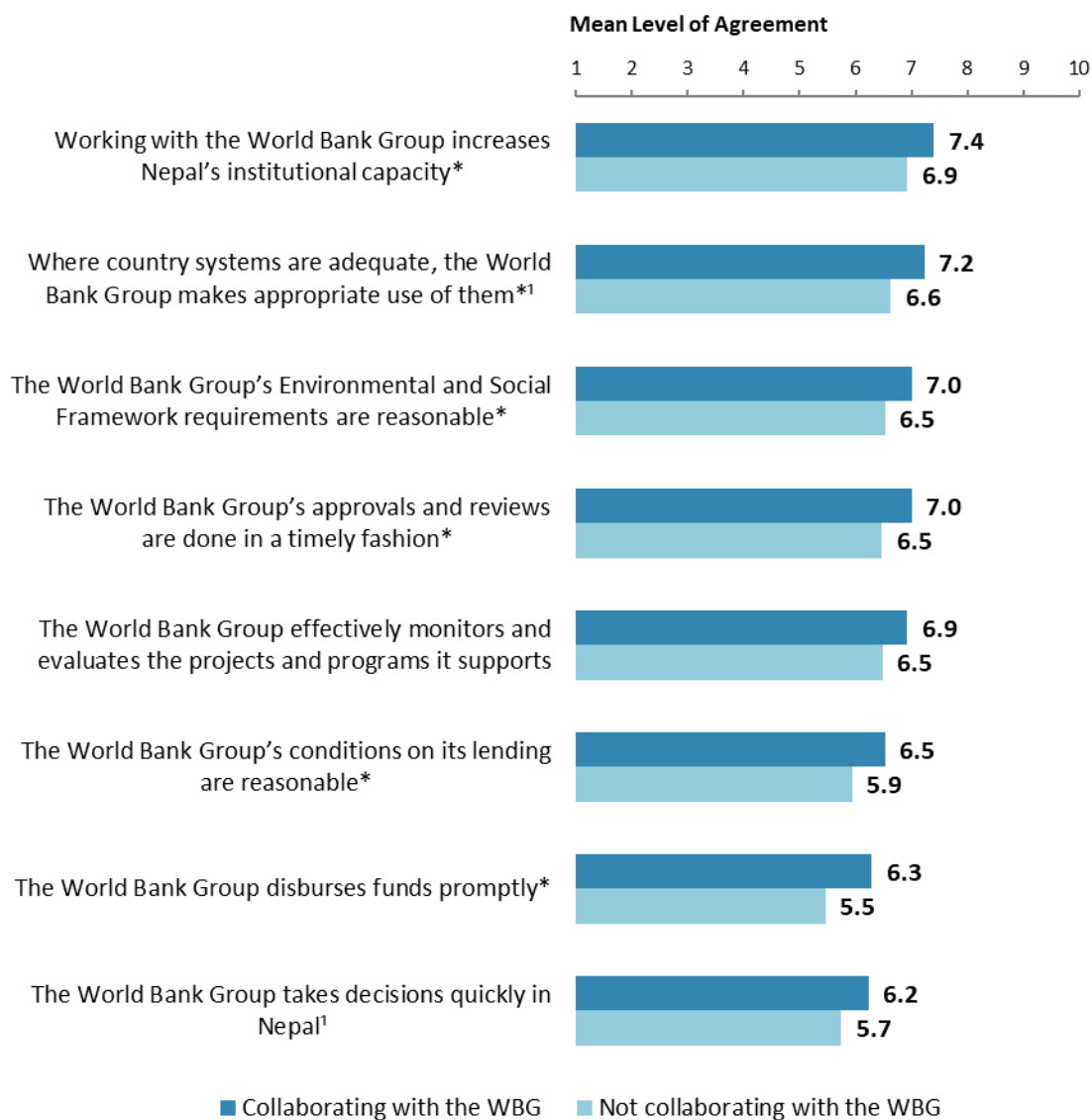
¹Indicator Question

⁹ Means in the chart were calculated based on weighted data.



VII. How the World Bank Group Operates (continued)

Overall Perceptions: Collaboration



"To what extent do you agree/disagree with the following statements?"

(1-"Strongly disagree", 10-"Strongly agree")

(*Significantly different between collaborators and non-collaborators)

¹Indicator Question



VII. How the World Bank Group Operates (continued)

The WBG as an Effective Development Partner: Year Comparison¹⁰



"To what extent is the World Bank Group an effective development partner in Nepal, in terms of each of the following?" (1-"To no degree at all", 10-"To a very significant degree")

(*Significantly different between FY 2019 and FY 2016)

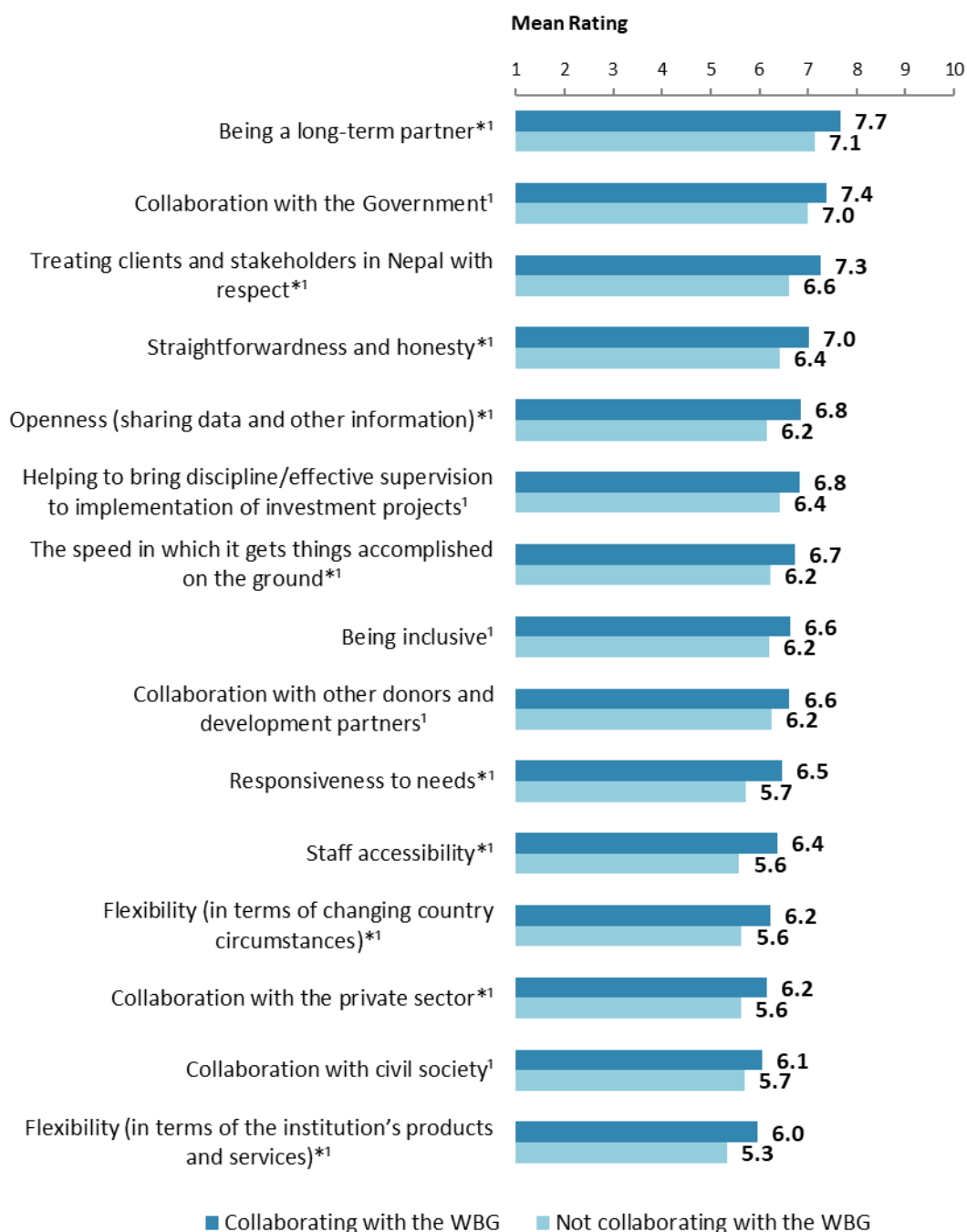
¹Indicator Question

¹⁰ Means in the chart were calculated based on weighted data.



VII. How the World Bank Group Operates (continued)

The WBG as an Effective Development Partner: Collaboration



"To what extent is the World Bank Group an effective development partner in Nepal, in terms of each of the following?" (1-"To no degree at all", 10-"To a very significant degree")

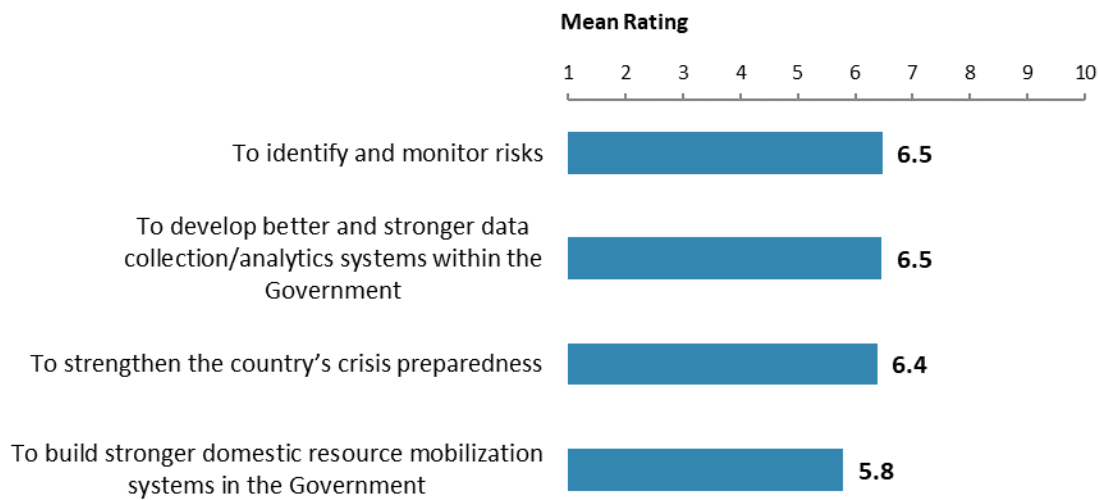
(*Significantly different between collaborators and non-collaborators)

¹Indicator Question



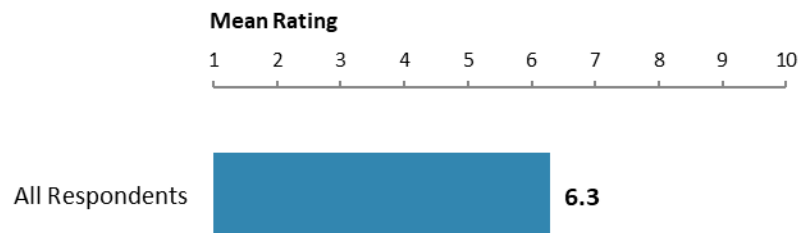
VII. How the World Bank Group Operates (continued)

Effectiveness of WBG's Support



"How effectively does the World Bank Group support Nepal's efforts ... ?"
(1 - "Not effectively at all", 10 - "Very effectively")

Effectiveness of WBG's Support for Management of Crisis Related Risks

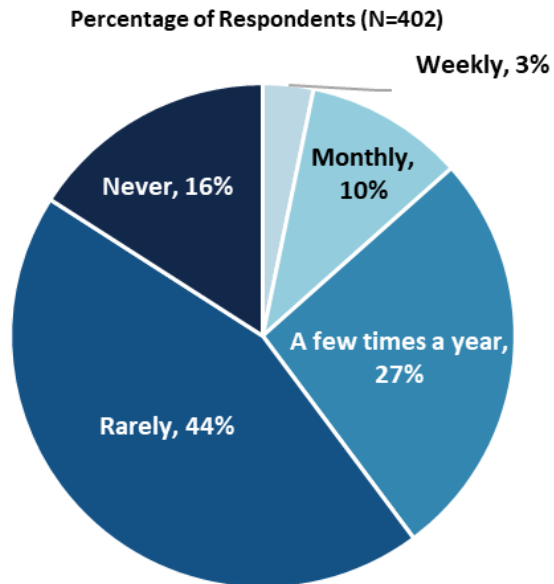


"How effectively does the World Bank Group's SCD and CPF activities support Nepal's efforts to manage crisis related risks?"
(1 - "To no degree at all", 10 - "To a very significant degree")



VIII. World Bank Group's Knowledge and Instruments

Frequency of Consulting WBG Knowledge Work and Activities

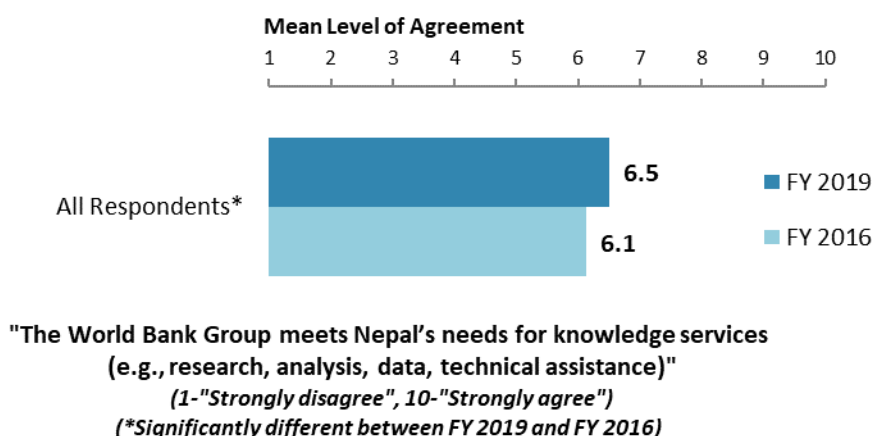


"How frequently do you consult World Bank Group's knowledge work and activities in the work you do?"
(Respondents chose from a list.)

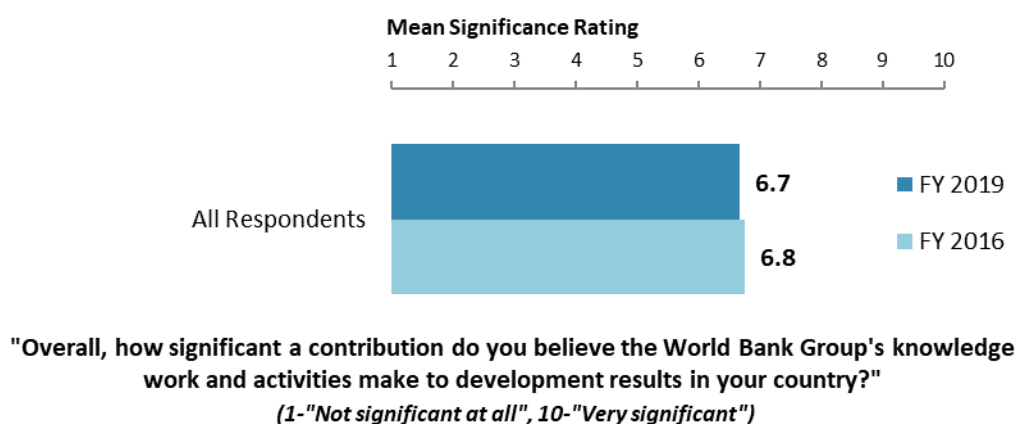


VIII. World Bank Group's Knowledge and Instruments (continued)

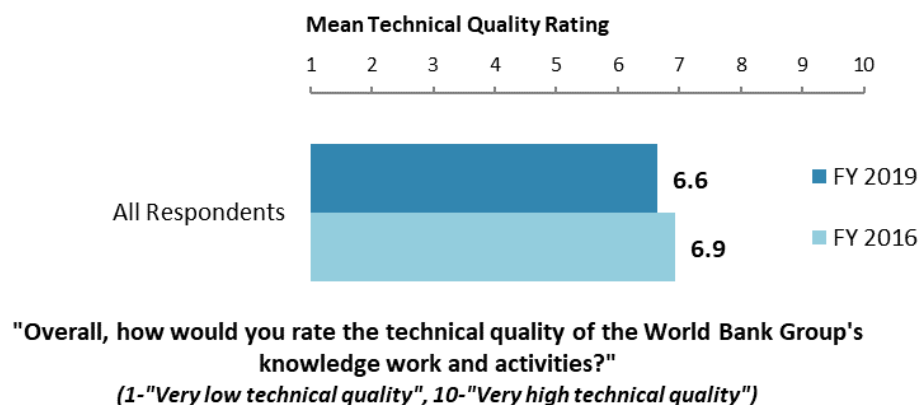
Meeting Nepal's Knowledge Needs¹¹ (*Indicator Question*)



Contribution of the WBG's Knowledge Work and Activities (*Indicator Question*)



Technical Quality of the WBG's Knowledge Work and Activities (*Indicator Question*)

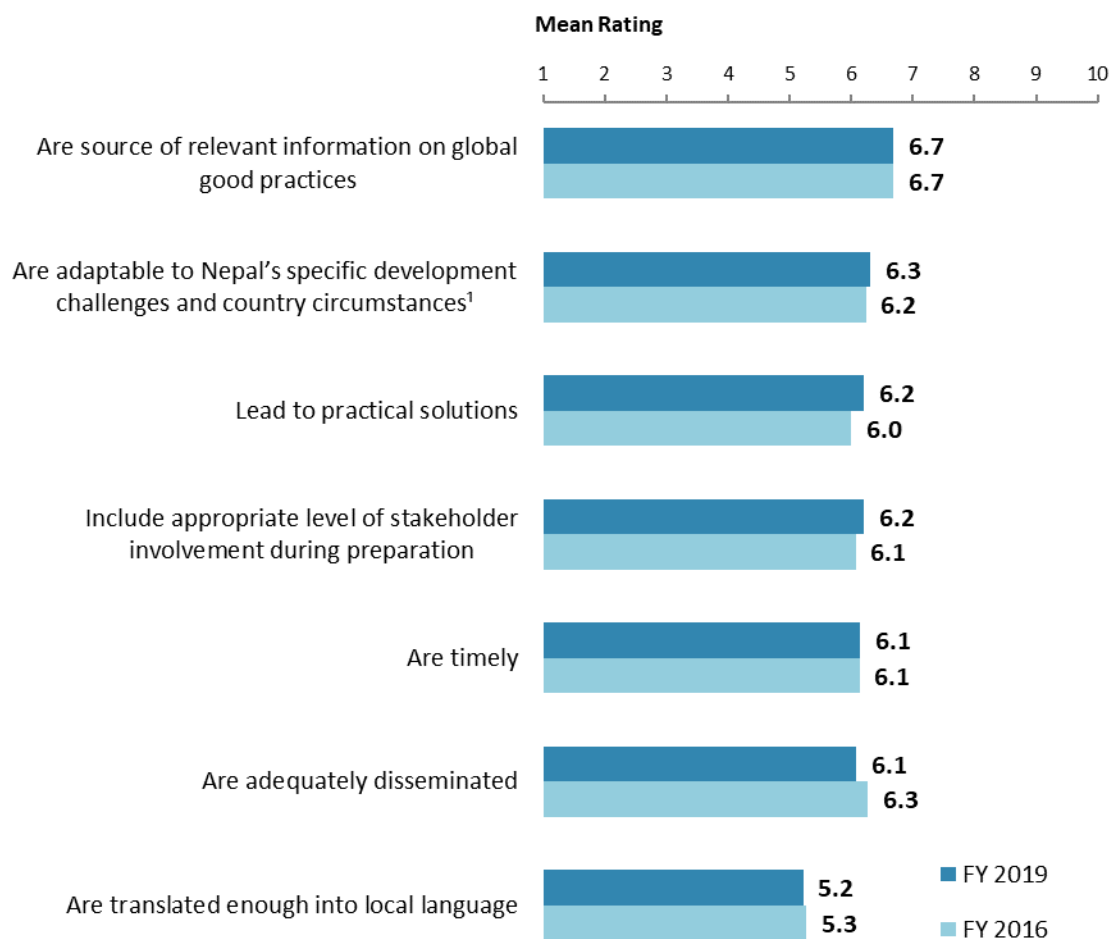


¹¹ Means in the charts on this page were calculated based on weighted data.



VIII. World Bank Group's Knowledge and Instruments (continued)

Qualities of the WBG's Knowledge Work and Activities¹²



"In Nepal, to what extent do you believe that the World Bank Group's knowledge work and activities:" (1-"To no degree at all", 10-"To a very significant degree")

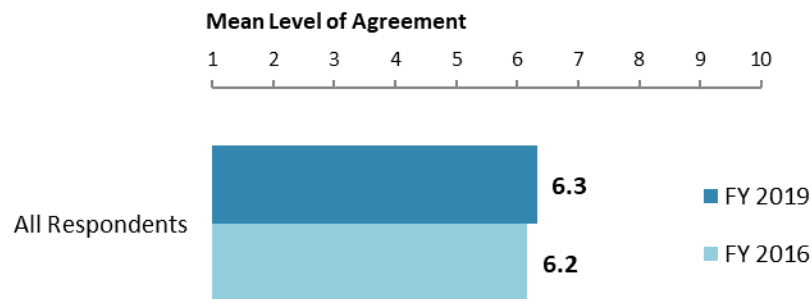
¹Indicator Question

¹² Means in the chart were calculated based on weighted data.



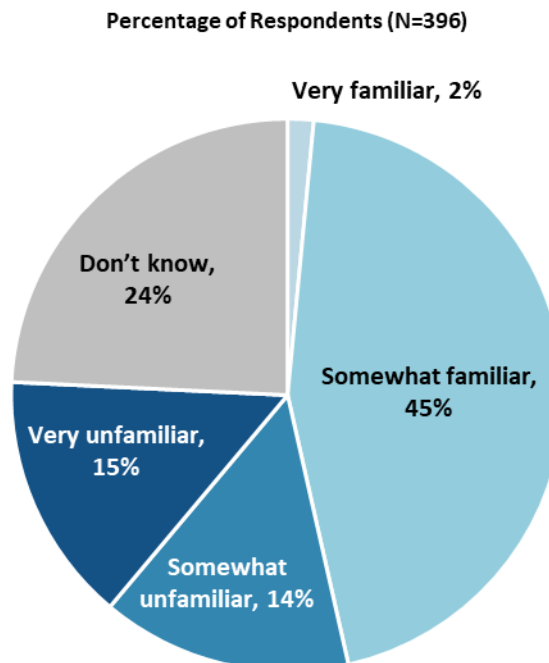
VIII. World Bank Group's Knowledge and Instruments (continued)

Meeting Nepal's Needs for Financial Instruments¹³ (Indicator Question)



"The World Bank Group's financial instruments (i.e., investment lending, Development Policy Loan, Trust Funds, Program-for-Results, etc.) meet the needs of Nepal"
(1-"Strongly disagree", 10-"Strongly agree")

Familiarity with WBG's New Financial Instruments



"As part of IDA18, the World Bank Group has expanded (or developed) a number of financial instruments to respond to challenges in IDA countries. These include the Crisis Response Window (CRW), Pandemic Emergency Finance Facility (PEF), Catastrophe Deferred Draw Down Option (CAT-DDO), and the Private Sector Window (PSW). In general, how familiar are you with these new or expanded financial instruments in Nepal?" (Respondents chose from a list.)

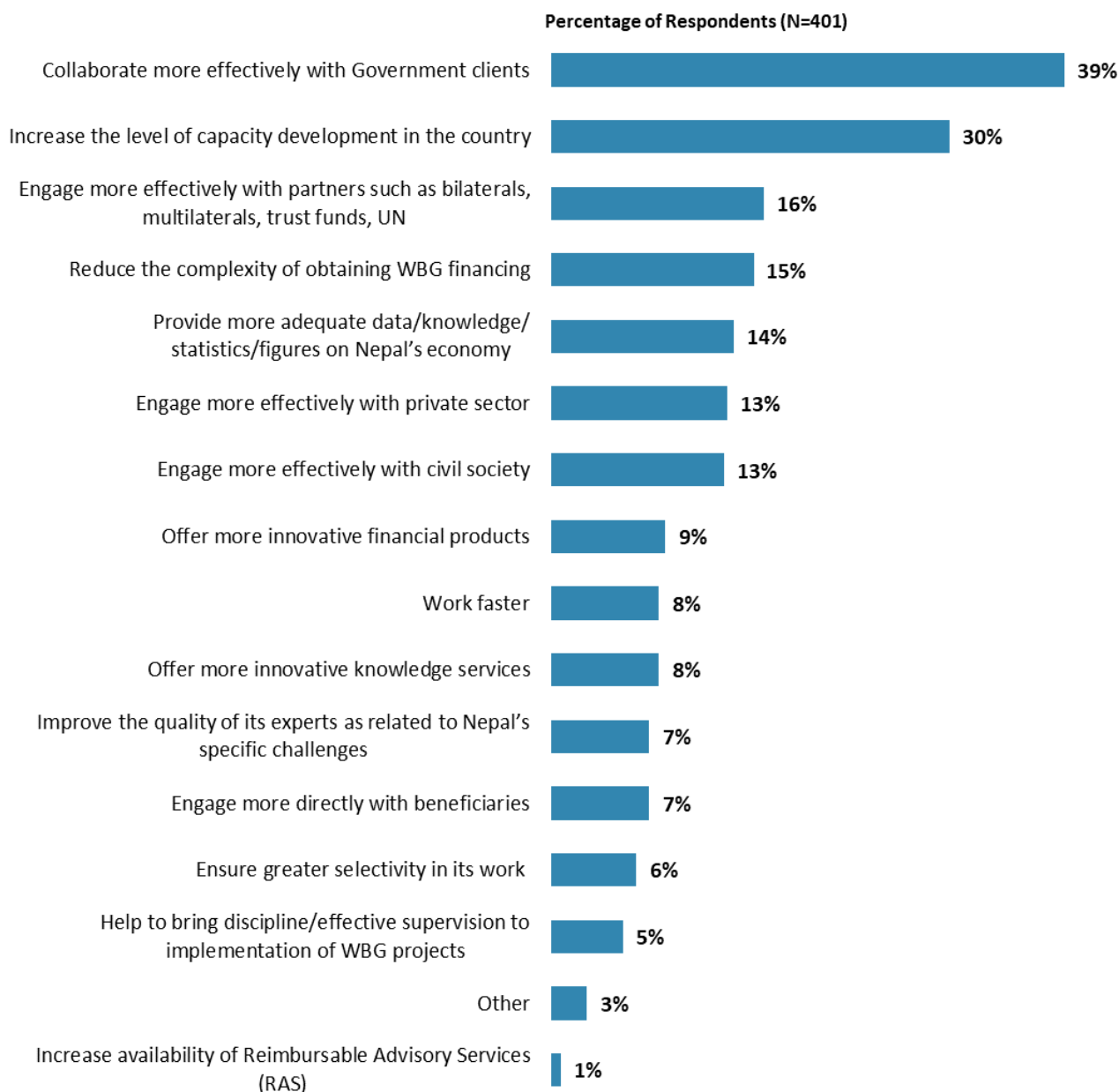
¹³ Means in the chart were calculated based on weighted data.



IX. The Future Role of the WBG in Nepal

Making the World Bank Group of Greater Value

- **Year comparison:** Respondents in the previous FY'16 Country Survey indicated that the WBG should “*increase the level of capacity development in the country*” (29%), “*ensure greater selectivity in its work*” (26%), and “*collaborate more effectively with Government clients*” (26%) to make itself of greater value in Nepal.



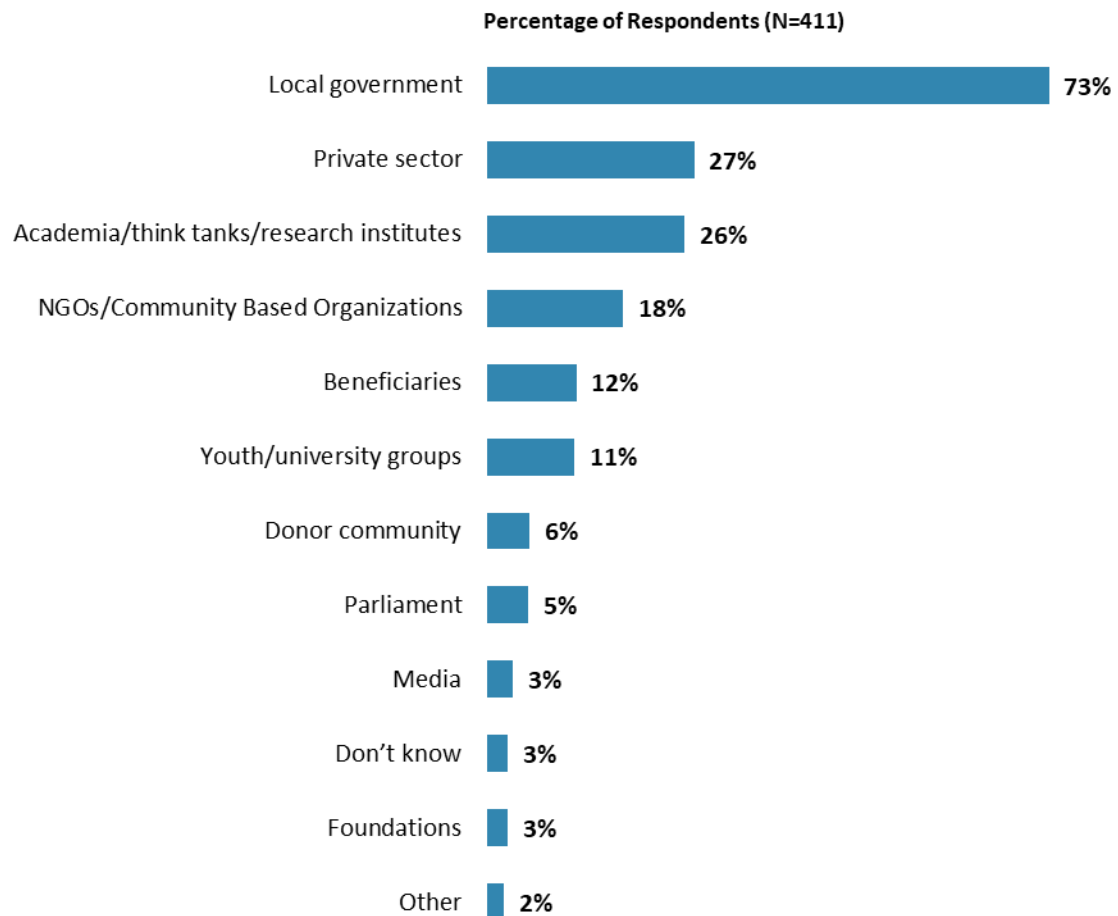
"Which of the following SHOULD the World Bank Group do to make itself of greater value in Nepal? (Choose no more than TWO)" (Respondents chose from a list. Responses combined.)



IX. The Future Role of the WBG in Nepal (continued)

The World Bank Group Should Collaborate More with ...

- **Year comparison:** Respondents in the previous FY'16 Country Survey indicated that the WBG should work more with “*local government*” (50%) and “*private sector*” (30%) to ensure better development results in Nepal.



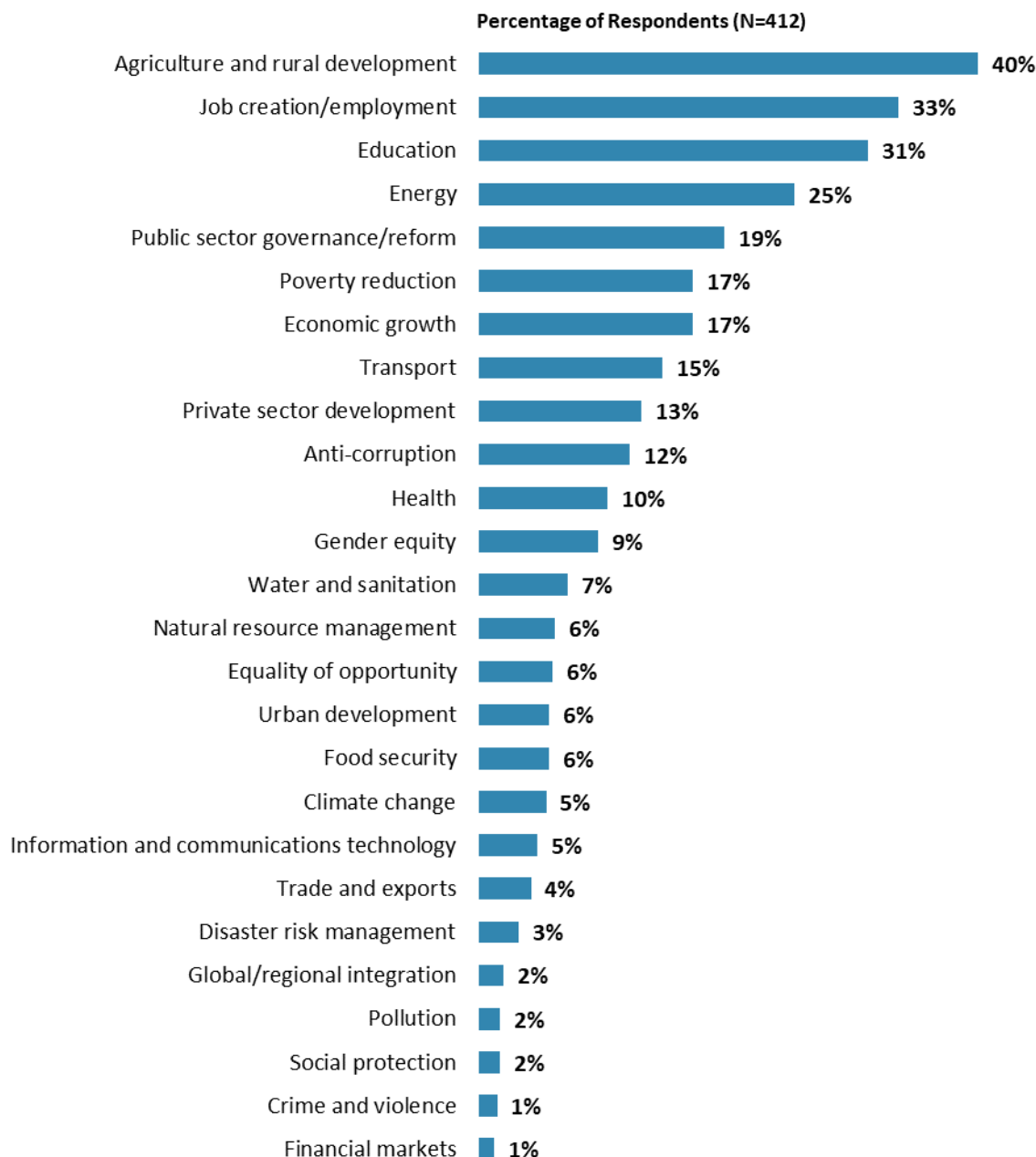
"In addition to the regular relations with the national government, which TWO of the following groups should the World Bank Group collaborate with more in your country? (Choose no more than TWO)" (Respondents chose from a list. Responses combined.)



IX. The Future Role of the WBG in Nepal (continued)

Where the World Bank Group Should Focus its Resources

- **Year comparison:** Respondents in the previous FY'16 Country Survey indicated that the WBG should focus its resources on “*transport*” (33%), “*energy/energy security*” (30%), “*economic growth*” (28%), “*agricultural development*” (25%), and “*job creation/employment*” (23%).

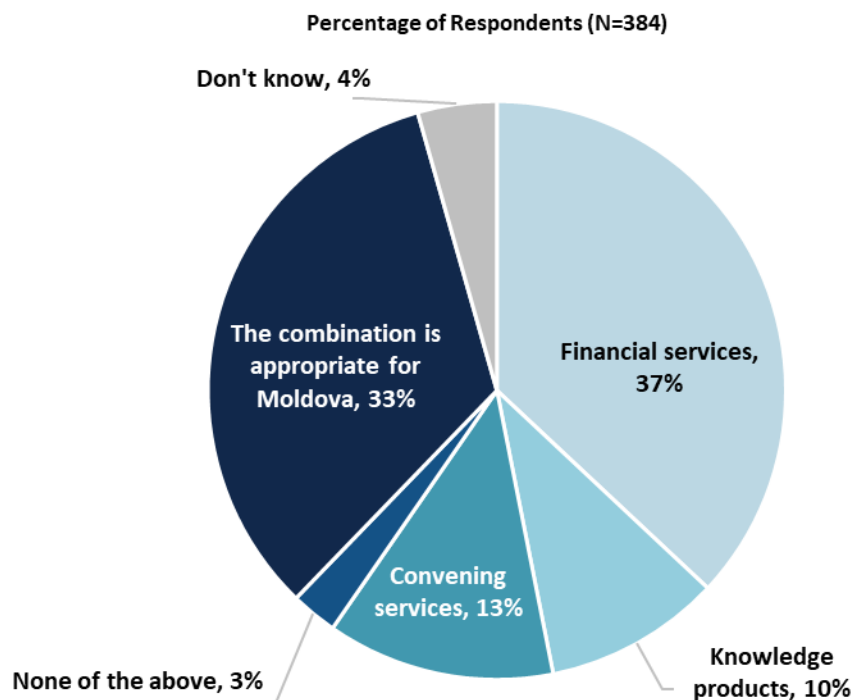


“When thinking about how the World Bank Group can have the most impact on development results in Nepal, in which sectors do you believe the World Bank Group should focus most of its resources (financial and knowledge services) in Nepal? (Choose no more than THREE)”
(Respondents chose from a list. Responses combined.)



IX. The Future Role of the WBG in Nepal (continued)

Future Combination of the WBG Services



"When considering the combination of services that the World Bank Group offers in Nepal, and taking into account its limited level of resources, which ONE of the following do you believe the World Bank Group should offer more of in Nepal?" (Respondents chose from a list.)

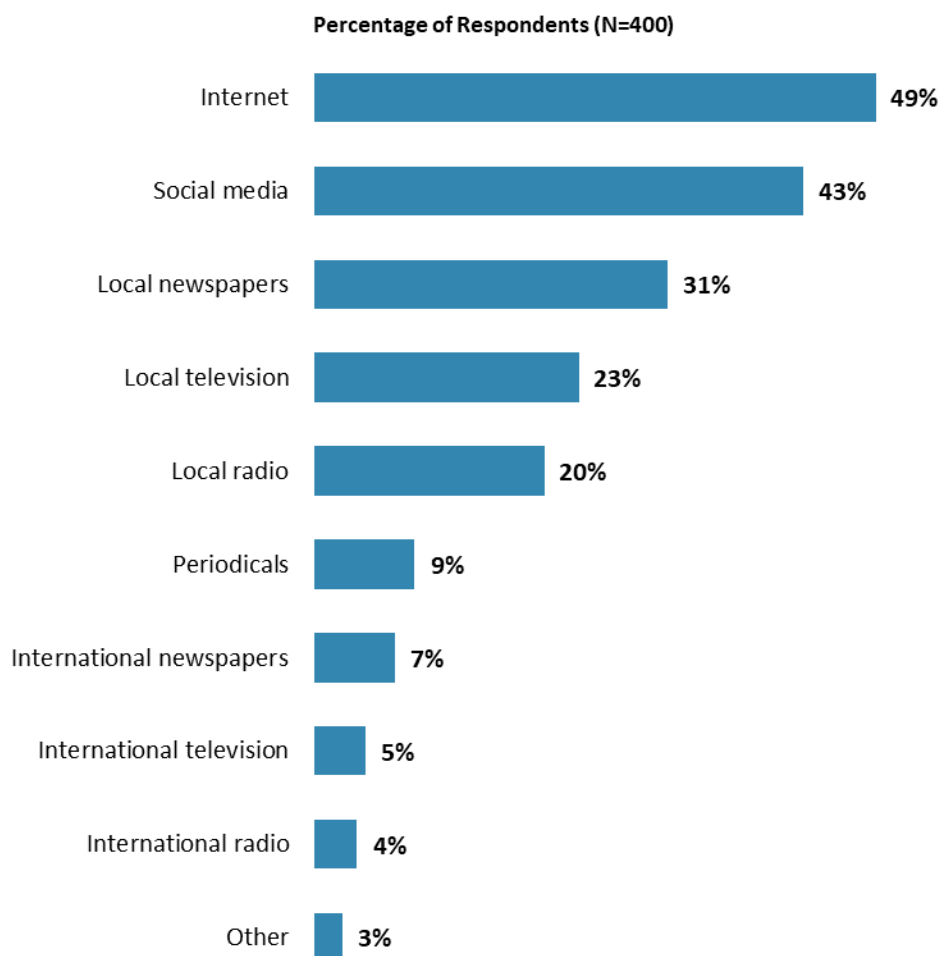


X. Communication and Outreach

Note: When considering the World Bank Group's future outreach with key constituencies, please see Appendix B (page 58) for all responses by stakeholder groups.

General Information Sources

- **Year comparison:** Respondents in the previous FY'16 Country Survey indicated that they got most of their information about economic and social development issues in Nepal from “*local newspapers*” (47%) and from the “*Internet*” (47%).



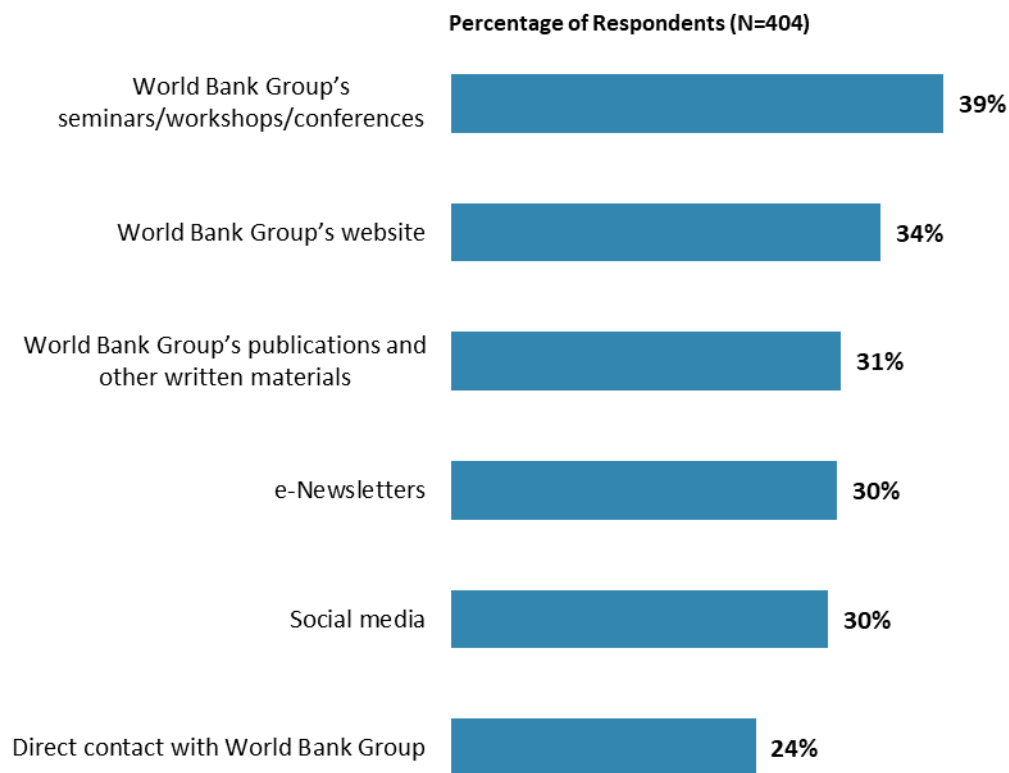
"How do you get most of your information about economic and social development issues in Nepal? (Choose no more than TWO)"
(Respondents chose from a list. Responses combined.)



X. Communication and Outreach (continued)

Preferred Information Sources

- **Year comparison:** Respondents in the previous FY'16 Country Survey indicated that they would prefer to receive information from the WBG through its “*seminars/workshops/conferences*” (43%) and “*World Bank Group’s website*” (41%).

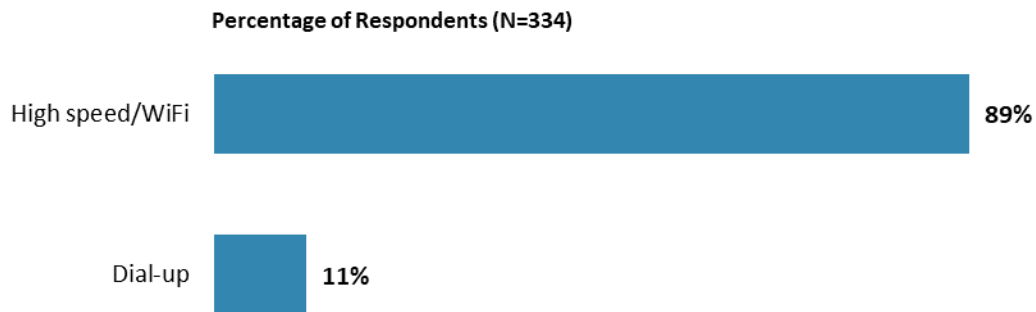


**"How would you prefer to receive information from the World Bank Group?
(Choose no more than TWO)"**
(Respondents chose from a list. Responses combined.)



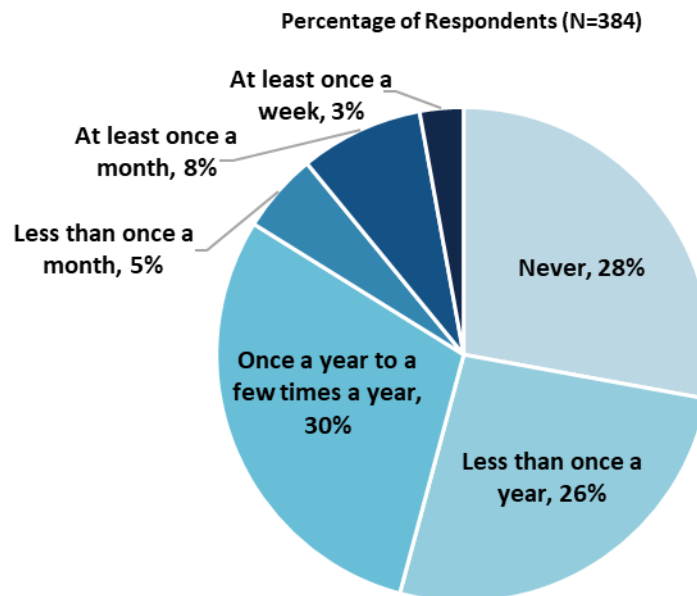
X. Communication and Outreach (continued)

Access to the Internet



"Which Internet connection do you use primarily when visiting a World Bank Group website?" (Respondents chose from a list.)

WBG Interaction Frequency

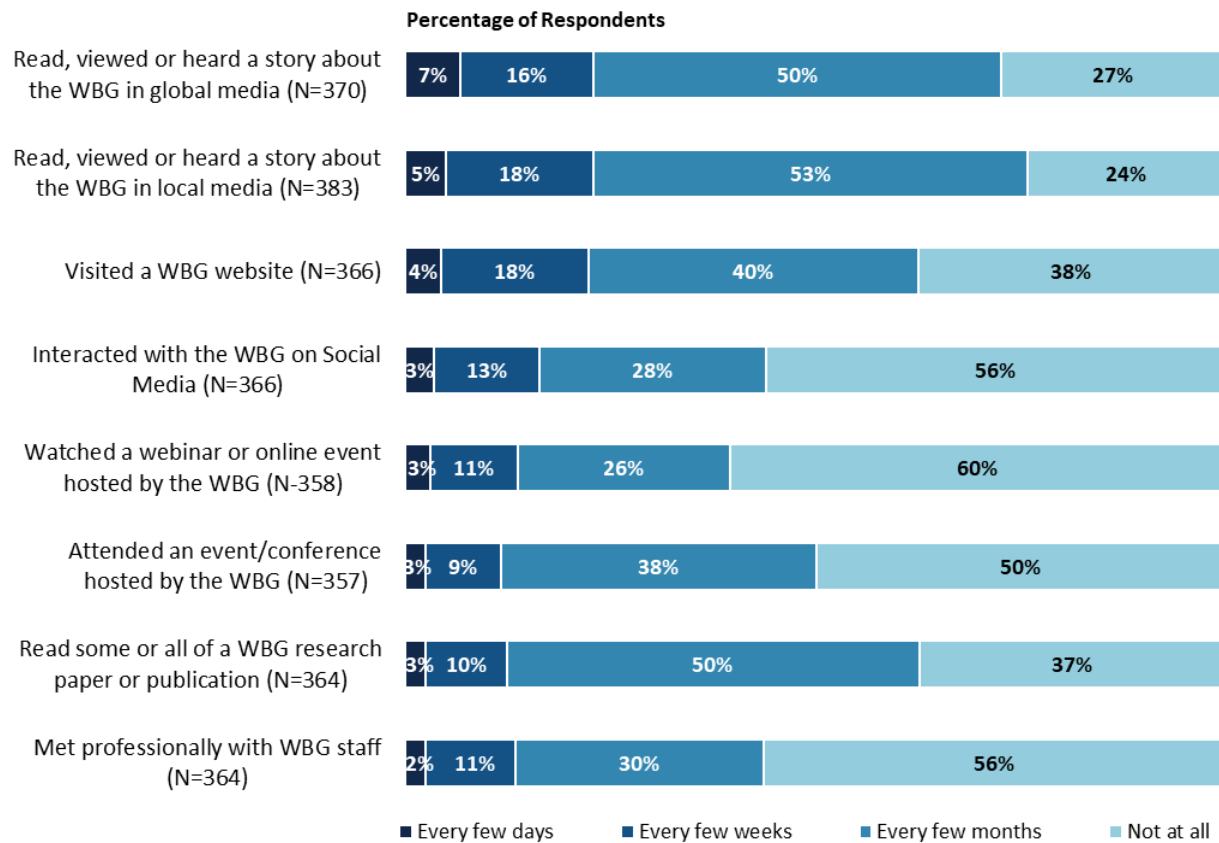


"How frequently do you interact with the World Bank Group now in Nepal?" (Respondents chose from a list.)



X. Communication and Outreach (continued)

Frequency of Specific WBG Interactions



"Over the past SIX MONTHS, on average how often did you do any of the following related to the World Bank Group (WBG)?" (Respondents chose from a list.)



XI. Appendices

A. Responses to All Questions across All Respondents.....	43
B. Responses to Selected Questions by Stakeholder Groups	58
C. Responses to Indicator Questions by Geographic Location	69
D. Responses to Selected Questions by Levels of Collaboration with the World Bank Group	72
E. Responses to Selected Questions by Year.....	79
F. Indicator Questions as a Function of Exposure to the WBG	84
G. Nepal FY 2019 COS Questionnaire	85

NEPAL





Appendix A: Responses to All Questions across All Respondents (N=421)

All rating scale questions are presented with the total number of respondents that provided a rating (N), the number of respondents who indicated that they “Don’t know” (DK), the mean rating across all respondents (Mean), and the standard deviation of this mean (SD). Indicator questions are noted with an asterisk (*).

A. General Issues Facing Nepal

1. When you think about the future in Nepal, are you ... ?	Percentage of Respondents (N=408)
Very pessimistic	4.9%
Somewhat pessimistic	7.4%
Somewhat optimistic	45.3%
Very optimistic	39.5%
Not sure	2.9%

2. Do you think that economic opportunity for citizens in Nepal is ... ?	Percentage of Respondents (N=411)
Increasing	62.8%
Decreasing	16.3%
Staying about the same	20.9%

**A. General Issues Facing Nepal (continued)**

3. Listed below are a number of development priorities in Nepal. Please identify which of the following you consider the most important development priorities in Nepal. (Choose no more than THREE)	Percentage of Respondents (Responses Combined; N=408)
Job creation/employment	37.7%
Energy	37.3%
Agriculture and rural development	29.2%
Education	28.9%
Anti-corruption	19.1%
Economic growth	18.4%
Public sector governance/reform (i.e., government effectiveness, public financial management, public expenditure, fiscal system reform)	18.1%
Health	17.4%
Transport (e.g., roads, bridges, transportation)	15.4%
Water and sanitation	8.8%
Natural resource management (renewables)	8.8%
Private sector development	8.3%
Poverty reduction	8.1%
Equality of opportunity (i.e., social inclusion)	6.9%
Information and communications technology	5.6%
Disaster risk management	4.2%
Gender equity (closing the gap between women and men, and boys and girls)	3.7%
Trade and exports	3.7%
Urban development	3.2%
Climate change (e.g., mitigation, adaptation)	2.2%
Financial markets	2.2%
Pollution	1.5%
Social protection (e.g., pensions, targeted social assistance)	1.5%
Food security	1.5%
Crime and violence	1.2%
Global/regional integration	0.2%

**A. General Issues Facing Nepal (continued)**

4. Poverty reduction is a broad term that encompasses work in many different areas. Which THREE areas of development listed below do you believe would contribute most to reducing poverty in Nepal? (Choose no more than THREE)	Percentage of Respondents (Responses Combined; N=416)
Agriculture and rural development	57.5%
Job creation/employment	48.1%
Education	29.8%
Economic growth	22.6%
Private sector development	17.1%
Transport (e.g., roads, bridges, transportation)	16.6%
Anti-corruption	16.3%
Equality of opportunity (i.e., social inclusion)	14.7%
Public sector governance/reform (i.e., government effectiveness, public financial management, public expenditure, fiscal system reform)	11.1%
Energy	10.8%
Trade and exports	7.7%
Natural resource management (renewables)	6.5%
Gender equity (closing the gap between women and men, and boys and girls)	6.3%
Social protection (e.g., pensions, targeted social assistance)	6.3%
Food security	5.3%
Urban development	4.3%
Information and communications technology	3.8%
Health	3.8%
Water and sanitation	1.9%
Disaster risk management	1.2%
Climate change (e.g., mitigation, adaptation)	1.0%
Financial markets	1.0%
Global/regional integration	1.0%
Crime and violence	0.5%
Pollution	0.5%

5. When economic and/or social reform efforts fail or are slow to take place in Nepal, which of the following would you attribute this to? (Choose no more than TWO)	Percentage of Respondents (Responses Combined; N=354)
Corruption	50.8%
Inadequate level of government accountability	30.8%
Political pressures and obstacles	26.8%
Reforms are not well thought out in light of country challenges	23.7%
Poor coordination within the government	22.9%
Inadequate level of private sector participation	13.0%
Inadequate level of capacity in the government	11.6%
Inadequate level of citizen/civil society participation	9.9%
Inadequate level of donor coordination	6.8%
Other	2.3%

**A. General Issues Facing Nepal (continued)**

6. To what extent do you trust each of the following groups to do what is right? (1-To no degree at all, 10-To a very significant degree)	Degree			
	N	DK	Mean	SD
1. The national/federal government	363	16	6.16	2.09
2. Bilateral organizations (e.g., DFID, JICA, GIZ, USAID)	358	21	5.94	2.04
3. The World Bank Group	351	24	6.50	1.96
4. The International Monetary Fund	321	45	5.86	2.16
5. UN	351	18	6.38	2.08
6. Regional development banks	344	21	6.14	1.94
7. Nepal Rastra Bank (Central Bank)	354	12	6.90	1.98
8. International private sector	334	32	5.43	2.07
9. Domestic private sector	351	8	6.24	1.99
10. International civil society (e.g., NGOs, CBOs)	362	14	5.54	2.05
11. Domestic civil society (e.g., NGOs, CBOs)	363	11	5.89	1.98
12. Domestic traditional media and their web presence (e.g., newspapers, TV stations, radio)	371	6	6.47	1.99
13. International media and their web presence	360	15	5.64	2.03
14. Web based media (i.e., blogs, social media, other web-based news and information sources)	364	13	6.14	2.09

7. Please describe the direction Nepal is moving in, when considering ... ?	N	Direction				
		Getting much worse	Getting somewhat worse	Staying the same	Getting somewhat better	Getting much better
1. Human development (e.g., health, education, and social protection)	411	5.8%	8.8%	16.8%	63.0%	5.6%
2. Equal opportunity for girls and boys, men and women	409	3.4%	10.3%	12.7%	60.6%	13.0%
3. Growing Nepal's economy in a way that leads to jobs and employment	403	10.9%	18.1%	37.7%	30.5%	2.7%
4. The gap between the rich and the poor	402	23.6%	29.9%	25.9%	19.7%	1.0%
5. Making government more effective	401	10.5%	15.0%	26.7%	43.6%	4.2%
6. Anti-corruption	403	34.7%	18.9%	26.1%	19.1%	1.2%
7. Attracting new sources of foreign investment	401	8.7%	13.2%	31.2%	41.9%	5.0%

8. Listed below are global challenges. Which do you think have the most serious impact on Nepal? (Choose no more than TWO)	Percentage of Respondents (Responses Combined; N=401)
Jobs/employment	61.6%
The gap between the rich and the poor	28.4%
Climate change	25.9%
Geo political uncertainty	22.9%
Trade constraints	15.2%
Environmental degradation	13.2%
Technology based disruption	8.2%
Terrorism	8.0%
Fragility in Nepal or neighboring countries	7.5%
Migrants and refugees	3.7%

**A. General Issues Facing Nepal (continued)**

9. When thinking about development efforts in Nepal, do you think that civil society (e.g., NGOs, CBOs) should ... ?	Percentage of Respondents (N=416)
Engage significantly less	8.7%
Engage somewhat less	16.1%
Engage somewhat more	32.0%
Engage significantly more	30.5%
Engage at the same level it does currently	10.1%
Don't know	2.6%

10. To what extent do you trust domestic private sector to engage in public service delivery in Nepal?	Percentage of Respondents (N=415)
To a very low degree	6.0%
To a somewhat low degree	26.5%
To a somewhat high degree	52.8%
To a very high degree	13.5%
Don't know	1.2%

11. To what extent do you trust international private sector to engage in public service delivery in Nepal?	Percentage of Respondents (N=415)
To a very low degree	15.7%
To a somewhat low degree	39.0%
To a somewhat high degree	34.0%
To a very high degree	7.0%
Don't know	4.3%

B. Overall Attitudes toward the World Bank Group

Familiarity	N	DK	Mean	SD
1. How familiar are you with the work of the World Bank Group in Nepal? (1-Not familiar at all, 10-Extremely familiar)	407	n/a	5.57	2.53

Effectiveness	N	DK	Mean	SD
2. Overall, please rate your impression of the World Bank Group's effectiveness in Nepal.* (1-Not effective at all, 10-Very effective)	363	45	6.29	2.21

Staff Preparedness	N	DK	Mean	SD
3. To what extent do you believe the World Bank Group's staff is well prepared (e.g., skills and knowledge) to help Nepal solve its most complicated development challenges? (1-To no degree at all, 10-To a very significant degree)	327	80	6.24	2.14

**B. Overall Attitudes toward the World Bank Group (continued)**

4. When thinking about how the World Bank Group can have the most impact on development results in Nepal, in which sectors do you believe the World Bank Group should focus most of its resources (financial and knowledge services) in Nepal? (Choose no more than THREE)	Percentage of Respondents (Responses Combined; N=412)
Agriculture and rural development	39.6%
Job creation/employment	33.3%
Education	30.8%
Energy	25.0%
Public sector governance/reform (i.e., government effectiveness, public financial management, public expenditure, fiscal system reform)	19.4%
Poverty reduction	17.0%
Economic growth	17.0%
Transport (e.g., roads, bridges, transportation)	14.6%
Private sector development	12.9%
Anti-corruption	11.9%
Health	10.2%
Gender equity (closing the gap between women and men, and boys and girls)	9.5%
Water and sanitation	7.0%
Natural resource management (renewables)	6.1%
Equality of opportunity (i.e., social inclusion)	5.8%
Urban development	5.6%
Food security	5.6%
Climate change (e.g., mitigation, adaptation)	5.3%
Information and communications technology	4.6%
Trade and exports	4.1%
Disaster risk management	3.2%
Global/regional integration	1.9%
Pollution	1.7%
Social protection (e.g., pensions, targeted social assistance)	1.7%
Crime and violence	1.5%
Financial markets	1.2%

5. When thinking about the World Bank Group's role, which activity do you believe is of greatest VALUE and which activity is of second greatest value in Nepal?	Percentage of Respondents (N=318)		
	Greatest Value	Second Greatest Value	Combined
Capacity development related to World Bank Group supported projects	24.5%	12.2%	36.8%
Financial resources	16.7%	16.3%	33.0%
Technical assistance	16.0%	11.9%	27.9%
Bringing together different groups of stakeholders	15.7%	7.8%	23.5%
Policy advice, studies, analyses	11.0%	8.5%	19.5%
Donor coordination	5.0%	13.9%	19.0%
Implementation support	3.8%	10.2%	14.0%
Data and statistics	3.5%	7.1%	10.6%
Mobilizing third party financial resources	1.9%	6.5%	8.3%
Promoting knowledge sharing	0.6%	3.7%	4.4%
Other	1.3%	1.7%	3.0%

**B. Overall Attitudes toward the World Bank Group (continued)**

6. Which of the following do you identify as the World Bank Group's greatest WEAKNESSES in its work in Nepal? (Choose no more than TWO)	Percentage of Respondents (Responses Combined; N=407)
World Bank Group's processes too slow and complex	29.7%
Too influenced by developed countries	21.4%
Not aligned with country priorities	18.2%
Staff too inaccessible	13.5%
Not collaborating enough with private sector	13.0%
Not collaborating enough with civil society (e.g., NGOs, CBOs)	12.8%
Not adequately flexible	12.5%
Not adequately sensitive to political/social realities in Nepal	10.3%
Not sufficiently focused on sustainable results	9.8%
Inadequate World Bank Group's staffing in Nepal	9.8%
Don't know	9.1%
Not willing to honestly criticize policies and reform efforts in the country	7.4%
Arrogant in its approach	6.1%
Not enough public disclosure of its work	5.9%
Not collaborating enough with partners such as bilaterals, multilaterals, trust funds, UN	3.2%
Other	0.5%

7. To what extent do you believe that the World Bank Group's work and support help the poorest in Nepal? (Select only ONE response)	Percentage of Respondents (N=411)
To a fully sufficient degree	2.9%
To a somewhat sufficient degree	54.0%
To a somewhat insufficient degree	26.3%
To a very insufficient degree	10.7%
Don't know	6.1%

8. From your perspective, which of the following best describes the World Bank Group's current emphasis on investing in human capital (e.g., education, health, social protection)?	Percentage of Respondents (N=401)
Increased its emphasis recently	26.2%
Decreased its emphasis recently	9.7%
Emphasis has remained pretty consistent over time	43.6%
Don't know	20.4%

**B. Overall Attitudes toward the World Bank Group (continued)**

9. In addition to the regular relations with the national government, which TWO of the following groups should the World Bank Group collaborate with more in your country? (Choose no more than TWO)	Percentage of Respondents (Responses Combined; N=411)
Local government	73.2%
Private sector	27.0%
Academia/think tanks/research institutes	25.8%
NGOs/Community Based Organizations	17.8%
Beneficiaries	11.7%
Youth/university groups	11.4%
Donor community	5.6%
Parliament	5.4%
Media	3.4%
Don't know	2.7%
Foundations	2.7%
Other	2.2%

To what extent do you agree with the following statements about the World Bank Group's work in Nepal? (1-Strongly disagree, 10-Strongly agree)	Level of Agreement			
	N	DK	Mean	SD
10. Overall the World Bank Group currently plays a relevant role in development in Nepal*	364	34	6.48	2.00
11. The World Bank Group's work is aligned with what I consider the development priorities for Nepal*	358	33	6.50	2.10

To what extent is the World Bank Group an effective development partner in Nepal, in terms of each of the following? (1-To no degree at all, 10-To a very significant degree)	Degree			
	N	DK	Mean	SD
12. Responsiveness to needs*	351	44	5.98	1.92
13. Flexibility (in terms of the institution's products and services)*	323	53	5.56	1.86
14. Flexibility (in terms of changing country circumstances)*	325	49	5.83	1.93
15. Being inclusive*	336	45	6.36	1.92
16. Openness (sharing data and other information)*	330	45	6.37	1.98
17. Collaboration with the Government*	344	37	7.13	1.83
18. The speed in which it gets things accomplished on the ground*	321	52	6.40	2.03
19. Helping to bring discipline/effective supervision to implementation of investment projects*	338	45	6.58	2.00
20. Collaboration with civil society*	336	52	5.84	2.09
21. Staff accessibility*	320	57	5.85	2.07
22. Collaboration with other donors and development partners*	330	51	6.36	1.92
23. Collaboration with the private sector*	315	61	5.79	1.97
24. Straightforwardness and honesty*	315	65	6.61	1.94
25. Treating clients and stakeholders in Nepal with respect*	335	49	6.83	1.89
26. Being a long-term partner*	341	45	7.30	2.05

**C. World Bank Group's Effectiveness and Results**

1. How EFFECTIVE do you believe the World Bank Group is in terms of the work it does in the following areas of development in Nepal? (1-Not effective at all, 10-Very effective)	Effectiveness			
	N	DK	Mean	SD
1. Social protection (e.g., pensions, targeted social assistance)	228	148	5.72	2.10
2. Gender equity (closing the gap between women and men, and boys and girls)	283	91	6.36	1.86
3. Private sector development	279	84	5.66	2.04
4. Education	280	68	6.60	1.69
5. Public sector governance/reform (i.e., government effectiveness, public financial management, public expenditure, fiscal system reform)	284	81	6.36	1.77
6. Global/regional integration	222	148	5.99	1.89
7. Food security	275	87	6.43	1.88
8. Urban development	283	71	6.58	1.87
9. Energy	291	64	6.64	1.84
10. Water and sanitation	301	63	6.66	1.80
11. Pollution	262	99	5.95	1.91
12. Job creation/employment	284	82	5.86	1.98
13. Health	276	83	6.51	1.80
14. Financial markets	247	115	6.39	1.92
15. Transport (e.g., roads, bridges, transportation)	298	65	6.77	1.92
16. Agriculture and rural development	299	67	6.42	1.82
17. Trade and exports	234	123	5.75	2.00
18. Crime and violence	201	153	5.24	2.05
19. Natural resource management (renewables)	259	105	6.12	1.84
20. Climate change (e.g., mitigation, adaptation)	258	100	6.26	1.96
21. Poverty reduction	293	68	6.32	2.00
22. Anti-corruption	231	129	5.35	2.25
23. Economic growth	298	71	6.23	2.03
24. Disaster risk management	268	99	6.21	1.96
25. Equality of opportunity (i.e., social inclusion)	265	101	6.03	2.11
26. Information and communications technology	263	110	6.20	1.94

Achieving Development Results	N	DK	Mean	SD
2. To what extent does the World Bank Group's work help to achieve development results in Nepal?* (1-To no degree at all, 10-To a very significant degree)	324	53	6.74	1.97

Influencing the Development Agenda	N	DK	Mean	SD
3. To what extent does the World Bank Group influence the development agenda in Nepal?* (1-To no degree at all, 10-To a very significant degree)	354	51	6.56	1.96

To what extent do you agree with the following statements about the World Bank Group in Nepal? (1-Strongly disagree, 10-Strongly agree)	N	DK	Mean	SD
4. The World Bank Group's financial instruments (i.e., investment lending, Development Policy Loan, Trust Funds, Program-for-Results, etc.) meet the needs of Nepal*	361	45	6.33	1.93
5. The World Bank Group meets Nepal's needs for knowledge services (e.g., research, analysis, data, technical assistance)*	350	50	6.56	1.89

**C. World Bank Group's Effectiveness and Results (continued)**

6. As part of IDA18, the World Bank Group has expanded (or developed) a number of financial instruments to respond to challenges in IDA countries. These include the Crisis Response Window (CRW), Pandemic Emergency Finance Facility (PEF), Catastrophe Deferred Draw Down Option (CAT-DDO), and the Private Sector Window (PSW). In general, how familiar are you with these new or expanded financial instruments in Nepal? (Select only ONE response)	Percentage of Respondents (N=396)
Very familiar	1.5%
Somewhat familiar	44.9%
Somewhat unfamiliar	14.6%
Very unfamiliar	14.6%
Don't know	24.2%

How effectively does the World Bank Group support Nepal's efforts ... ? (1-Not effectively at all, 10-Very effectively)	Effectiveness			
	N	DK	Mean	SD
7. To build stronger domestic resource mobilization systems in the Government (e.g., tax collection)	317	85	5.80	2.02
8. To develop better and stronger data collection/analytics systems within the Government	350	50	6.47	1.86
9. To strengthen the country's crisis preparedness	331	62	6.39	1.93
10. To identify and monitor risks	340	57	6.48	1.89

Systematic Country Diagnosis and Country Partnership Framework Activities	N	DK	Mean	SD
11. How effectively does the World Bank Group's SCD and CPF activities support Nepal's efforts to manage crisis related risks? (1-Not effectively at all, 10-Very effectively)	153	216	6.29	2.11

D. The World Bank Group's Knowledge Work and Activities

1. How frequently do you consult World Bank Group's knowledge work and activities in the work you do?	Percentage of Respondents (N=402)
Weekly	3.2%
Monthly	10.2%
A few times a year	26.4%
Rarely	44.3%
Never	15.9%

In Nepal, to what extent do you believe that the World Bank Group's knowledge work and activities: (1-To no degree at all, 10-To a very significant degree)	Degree			
	N	DK	Mean	SD
2. Are timely	326	62	6.10	1.96
3. Include appropriate level of stakeholder involvement during preparation	314	69	6.20	1.90
4. Lead to practical solutions	317	64	6.20	1.88
5. Are source of relevant information on global good practices	319	61	6.71	1.89
6. Are adequately disseminated	317	63	6.10	1.88
7. Are translated enough into local language	299	82	5.27	2.20
8. Are adaptable to Nepal's specific development challenges and country circumstances*	313	72	6.25	1.93

**D. The World Bank Group's Knowledge Work and Activities (continued)**

Overall Evaluations	N	DK	Mean	SD
9. Overall, how significant a contribution do you believe the World Bank Group's knowledge work and activities make to development results in your country?* (1-Not significant at all, 10-Very significant)	369	37	6.75	2.05
10. Overall, how would you rate the technical quality of the World Bank Group's knowledge work and activities?* (1-Very low technical quality, 10-Very high technical quality)	327	72	6.75	1.84

E. Working with the World Bank Group

To what extent do you agree/disagree with the following statements? (1-Strongly disagree, 10-Strongly agree)	Level of Agreement			
	N	DK	Mean	SD
1. The World Bank Group disburses funds promptly	276	117	5.72	2.21
2. The World Bank Group effectively monitors and evaluates the projects and programs it supports	336	55	6.63	2.01
3. The World Bank Group's approvals and reviews are done in a timely fashion	320	69	6.62	1.93
4. The World Bank Group's Environmental and Social Framework requirements are reasonable	316	65	6.67	1.94
5. The World Bank Group's conditions on its lending are reasonable	288	98	6.11	1.92
6. The World Bank Group takes decisions quickly in Nepal*	287	93	5.86	2.06
7. Working with the World Bank Group increases Nepal's institutional capacity	345	45	7.07	1.92
8. Where country systems (e.g., procurement, financial management, etc.) are adequate, the World Bank Group makes appropriate use of them*	291	99	6.86	2.02

F. The Future Role of the World Bank Group in Nepal

1. Which of the following SHOULD the World Bank Group do to make itself of greater value in Nepal? (Choose no more than TWO)	Percentage of Respondents (Responses Combined; N=401)
Collaborate more effectively with Government clients (e.g., national, state, local)	39.2%
Increase the level of capacity development in the country	30.4%
Engage more effectively with partners such as bilaterals, multilaterals, trust funds, UN	16.2%
Reduce the complexity of obtaining World Bank Group financing	15.5%
Provide more adequate data/knowledge/statistics/figures on Nepal's economy	14.0%
Engage more effectively with private sector	13.5%
Engage more effectively with civil society (e.g., NGOs, CBOs)	13.2%
Offer more innovative financial products	8.7%
Work faster	8.2%
Offer more innovative knowledge services	8.2%
Improve the quality of its experts as related to Nepal's specific challenges	7.5%
Engage more directly with beneficiaries	7.5%
Ensure greater selectivity in its work	6.5%
Help to bring discipline/effective supervision to implementation of World Bank Group projects	5.5%
Other	2.7%
Increase availability of Reimbursable Advisory Services (RAS)	0.7%

**F. The Future Role of the World Bank Group in Nepal (continued)**

2. When considering the combination of services that the World Bank Group offers in Nepal, and taking into account its limited level of resources, which ONE of the following do you believe the World Bank Group should offer more of in Nepal? (Select only ONE response)	Percentage of Respondents (N=384)
Financial services	37.0%
Knowledge products	9.9%
Convening services	12.8%
None of the above	2.6%
The combination is appropriate for Nepal	33.3%
Don't know	4.4%

G. Communication and Information Sharing

1. How frequently do you interact with the World Bank Group now in Nepal?	Percentage of Respondents (N=384)
Never	27.9%
Less than once a year	26.3%
Once a year to a few times a year	29.7%
Less than once a month	5.2%
At least once a month	8.1%
At least once a week	2.9%

2. How do you get most of your information about economic and social development issues in Nepal? (Choose no more than TWO)	Percentage of Respondents (Responses Combined; N=400)
Internet	48.8%
Social media (e.g., blogs, Facebook, Twitter, YouTube, Flickr)	42.5%
Local newspapers	30.8%
Local television	23.0%
Local radio	20.0%
Periodicals	8.8%
International newspapers	7.0%
International television	4.5%
International radio	3.8%
Other	2.5%

3. How would you prefer to receive information from the World Bank Group? (Choose no more than TWO)	Percentage of Respondents (Responses Combined; N=404)
World Bank Group's seminars/workshops/conferences	38.9%
World Bank Group's website	33.9%
World Bank Group's publications and other written materials	30.7%
e-Newsletters	30.4%
Social media (e.g., blogs, Facebook, Twitter, YouTube, Flickr)	29.7%
Direct contact with World Bank Group (i.e., face to face meetings/discussions)	24.0%

4. Which Internet connection do you use primarily when visiting a World Bank Group website?	Percentage of Respondents (N=334)
High speed/WiFi	89.2%
Dial-up	10.8%

**G. Communication and Information Sharing (continued)**

5. Over the past SIX MONTHS, on average how often did you do any of the following related to the World Bank Group (WBG)?	N	Percentage of Respondents			
		Every few days	Every few weeks	Every few months	Not at all
Read, viewed or heard a story about the WBG in local media (newspaper, magazine, TV, radio)	383	5.0%	18.0%	53.0%	24.0%
Read, viewed or heard a story about the WBG in global media (newspaper, magazine, TV, radio)	370	6.8%	16.2%	49.7%	27.3%
Interacted with the WBG on Social Media (e.g. read a post or tweet, liked, commented, shared, retweeted)	366	3.6%	12.8%	27.6%	56.0%
Visited a WBG website (e.g. read a blog, used data)	366	4.4%	18.0%	40.2%	37.4%
Attended an event/conference hosted by the WBG	357	2.5%	9.2%	38.4%	49.9%
Watched a webinar or online event hosted by the WBG	358	3.1%	10.6%	26.0%	60.3%
Read some or all of a WBG research paper or publication	364	2.5%	9.9%	50.3%	37.4%
Met professionally with WBG staff	364	2.5%	11.0%	30.2%	56.3%

H. Background Information

1. Which of the following best describes your current position? (Select only ONE response)	Percentage of Respondents (N=404)
Local Government Office or Staff	20.0%
NGO/Community Based Organization	13.9%
Private Sector Organization	9.7%
Employee of a Ministry, Ministerial Department or Implementation Agency	9.2%
Office of Parliamentarian	8.2%
Academia/Research Institute/Think Tank	6.7%
Office of the President, Prime Minister	5.0%
Other	3.5%
Project Management Unit (PMU) overseeing implementation of project/Consultant/Contractor working on World Bank Group supported project/program	3.2%
Youth Group	3.2%
Bilateral Agency	3.0%
Private Foundation	3.0%
Financial Sector/Private Bank	2.7%
Media (press, radio, TV, web, etc.)	2.2%
Independent Government Institution (i.e., Regulatory Agency, Central Bank/oversight institution)	2.2%
Office of Minister	1.7%
Multilateral Agency	1.5%
Trade Union	0.7%
Judiciary Branch	0.5%

**H. Background Information (continued)**

2. Please identify the primary specialization of your work. (Select only ONE response)	Percentage of Respondents (N=395)
Education	10.4%
Urban, rural, and social development	10.1%
Generalist (specialized in multiple sectors)	8.4%
Governance	7.3%
Agriculture	7.1%
Jobs	6.3%
Other	5.8%
Trade and competitiveness	5.6%
Poverty	5.3%
Gender	5.1%
Transport and ICT	4.8%
Environment and natural resources	4.1%
Finance and markets	3.5%
Energy and extractives	3.3%
Social protection and labor	2.8%
Public-private partnerships	2.3%
Climate change	2.3%
Macroeconomics and fiscal management	1.8%
Fragility, conflict and violence	1.5%
Health, nutrition, and population	1.3%
Water	1.0%

3. Currently, do you professionally collaborate/work with the World Bank Group (IDA, IFC, MIGA, ICSID) in your country?	Percentage of Respondents (N=407)
Yes	26.8%
No	73.2%

4. If yes, which of the following agencies of the World Bank Group do you primarily collaborate/ work with in Nepal? (Select only ONE response)	Percentage of Respondents (N=107)
The World Bank (IDA)	84.1%
The International Finance Corporation (IFC)	8.4%
International Centre for Settlement of Investment Disputes (ICSID)	5.6%
The Multilateral Investment Guarantee Agency (MIGA)	1.9%

5. Do your projects involve both the World Bank and the IFC?	Percentage of Respondents (N=98)
Yes	61.2%
No	38.8%

6. Which of the following describes most of your exposure to the World Bank Group in Nepal? (Choose no more than TWO)	Percentage of Respondents (Responses Combined; N=380)
Use World Bank Group website for information, data, research, etc.	39.7%
Use World Bank Group reports/data	39.2%
Engage in World Bank Group related/sponsored events/activities	34.5%
Collaborate as part of my professional duties	27.9%
Observer (i.e., follow in media, discuss in informal conversations, etc.)	20.5%

**H. Background Information (continued)**

7. What's your gender?	Percentage of Respondents (N=417)
Female	24.5%
Male	75.3%
Other	0.2%

8. What's your age?	Percentage of Respondents (N=417)
25 and under	2.4%
26-35	17.0%
36-45	36.0%
46-55	30.9%
56 and above	13.7%

9. Which best represents your geographic location?	Percentage of Respondents (N=413)
Kathmandu	19.6%
Outside Kathmandu	80.4%



Appendix B: Responses to Selected Questions by Stakeholder Groups¹⁴

- Office of President/Prime Minister/Minister N=27 ● Office of Parliamentarian N=33 ● Employee of a Ministry/PMU/Consultant on WBG Project N=50 ● Local Government N=81
- Bilateral/Multilateral Agency N=18 ● Private Sector/Financial Sector/Private Bank N=50 ● CSO N=84 ● Media N=9 ● Independent Government Institution N=9
- Academia/Research Institute/Think Tank (Academia) N=29 ● Other¹⁵ N=16

A. General Issues facing Nepal

When you think about the future in Nepal, are you ... ?*

Percentage of Respondents	Office of President/Prime Minister/Minister	Office of Parliamentarian	Employee of a Ministry/PMU/Consultant on WBG Project	Local Government	Bilateral/Multilateral Agency	Private Sector/Financial Sector/Private Bank	CSO	Media	Independent Government Institution	Academia	Other
Very pessimistic	0.0%	0.0%	5.0%	20.0%	5.0%	15.0%	30.0%	0.0%	5.0%	20.0%	0.0%
Somewhat pessimistic	11.5%	11.5%	7.7%	19.2%	7.7%	15.4%	23.1%	3.8%	0.0%	0.0%	0.0%
Somewhat optimistic	5.6%	4.0%	12.4%	14.1%	5.6%	13.0%	27.1%	2.3%	2.8%	7.9%	5.1%
Very optimistic	8.9%	13.3%	13.9%	25.9%	3.2%	12.0%	13.3%	1.3%	1.3%	3.2%	3.8%
Not sure	0.0%	0.0%	16.7%	25.0%	0.0%	0.0%	16.7%	8.3%	8.3%	16.7%	8.3%

*Significantly different between stakeholder groups

¹⁴ Only 404 respondents provided information about their current positions. Therefore, only these respondents were included in the across-stakeholder analysis presented in this appendix.

¹⁵ Includes the following categories: Judiciary Branch (N=2), Other (N=14).

**A. General Issues facing Nepal (continued)**

Listed below are a number of development priorities in Nepal. Please identify which of the following you consider the most important development priorities in Nepal.
(Choose no more than THREE)

Percentage of Respondents (Responses combined)	Office of President/Prime Minister/Minister	Office of Parliamentarian	Employee of a Ministry/ PMU/Consultant on WBG Project	Local Government	Bilateral/ Multilateral Agency	Private Sector/ Financial Sector/ Private Bank	CSO	Media	Independent Government Institution	Academia	Other
Energy*	63.0%	39.4%	37.5%	40.8%	33.3%	33.3%	21.7%	33.3%	44.4%	30.8%	68.8%
Water and sanitation	3.7%	6.1%	4.2%	6.6%	22.2%	6.3%	14.5%	11.1%	0.0%	7.7%	18.8%
Pollution	0.0%	3.0%	0.0%	1.3%	5.6%	4.2%	0.0%	0.0%	11.1%	0.0%	0.0%
Job creation/employment	37.0%	42.4%	45.8%	34.2%	22.2%	31.3%	45.8%	44.4%	22.2%	38.5%	25.0%
Health*	14.8%	33.3%	16.7%	15.8%	0.0%	6.3%	20.5%	0.0%	11.1%	30.8%	18.8%
Public sector governance/reform	18.5%	6.1%	22.9%	17.1%	27.8%	27.1%	18.1%	11.1%	44.4%	7.7%	12.5%
Social protection	7.4%	0.0%	0.0%	1.3%	0.0%	0.0%	2.4%	0.0%	0.0%	0.0%	0.0%
Gender equity	3.7%	6.1%	2.1%	0.0%	0.0%	2.1%	6.0%	11.1%	11.1%	7.7%	6.3%
Private sector development*	14.8%	3.0%	4.2%	2.6%	16.7%	25.0%	7.2%	0.0%	0.0%	0.0%	18.8%
Education	29.6%	36.4%	27.1%	38.2%	11.1%	18.8%	24.1%	55.6%	22.2%	42.3%	12.5%
Global/regional integration	0.0%	0.0%	0.0%	0.0%	0.0%	2.1%	0.0%	0.0%	0.0%	0.0%	0.0%
Food security	0.0%	3.0%	2.1%	1.3%	0.0%	0.0%	1.2%	0.0%	0.0%	0.0%	6.3%
Urban development	0.0%	0.0%	8.3%	2.6%	5.6%	8.3%	0.0%	0.0%	0.0%	3.8%	6.3%
Information and communications technology	0.0%	0.0%	4.2%	9.2%	0.0%	8.3%	6.0%	0.0%	11.1%	7.7%	0.0%
Economic growth*	18.5%	3.0%	29.2%	23.7%	27.8%	14.6%	12.0%	11.1%	33.3%	30.8%	6.3%
Disaster risk management	0.0%	6.1%	4.2%	3.9%	5.6%	2.1%	7.2%	0.0%	11.1%	3.8%	0.0%
Equality of opportunity	0.0%	9.1%	6.3%	1.3%	11.1%	2.1%	12.0%	0.0%	0.0%	11.5%	12.5%
Financial markets	0.0%	0.0%	2.1%	2.6%	11.1%	4.2%	1.2%	0.0%	0.0%	0.0%	6.3%
Natural resource management	11.1%	18.2%	6.3%	6.6%	0.0%	8.3%	7.2%	22.2%	22.2%	7.7%	12.5%
Transport	11.1%	15.2%	18.8%	22.4%	33.3%	14.6%	7.2%	0.0%	11.1%	19.2%	12.5%
Agriculture and rural development	33.3%	42.4%	20.8%	34.2%	33.3%	27.1%	30.1%	66.7%	11.1%	11.5%	25.0%
Trade and exports	3.7%	6.1%	0.0%	3.9%	0.0%	4.2%	6.0%	0.0%	0.0%	0.0%	6.3%
Crime and violence	0.0%	0.0%	2.1%	1.3%	5.6%	0.0%	1.2%	0.0%	11.1%	0.0%	0.0%
Climate change	0.0%	0.0%	2.1%	1.3%	5.6%	0.0%	6.0%	0.0%	0.0%	3.8%	0.0%
Poverty reduction*	14.8%	0.0%	2.1%	5.3%	0.0%	8.3%	19.3%	0.0%	0.0%	3.8%	12.5%
Anti-corruption	14.8%	15.2%	18.8%	17.1%	22.2%	29.2%	16.9%	22.2%	22.2%	26.9%	12.5%

*Significantly different between stakeholder groups

**A. General Issues facing Nepal (continued)**

When economic and/or social reform efforts fail or are slow to take place in Nepal, which of the following would you attribute this to? (Choose no more than TWO)

Percentage of Respondents (Responses combined)	Office of President/Prime Minister/Minister	Office of Parliamentarian	Employee of a Ministry/ PMU/Consultant on WBG Project	Local Government	Bilateral/ Multilateral Agency	Private Sector/ Financial Sector/ Private Bank	CSO	Media	Independent Government Institution	Academia	Other
Poor coordination within the government	17.4%	45.8%	27.1%	21.7%	20.0%	22.0%	20.3%	28.6%	37.5%	8.3%	15.4%
Inadequate level of government accountability	26.1%	20.8%	29.2%	23.2%	53.3%	43.9%	24.6%	14.3%	50.0%	37.5%	30.8%
Inadequate level of capacity in the government*	8.7%	4.2%	18.8%	2.9%	13.3%	14.6%	18.8%	14.3%	37.5%	4.2%	7.7%
Corruption*	34.8%	54.2%	27.1%	47.8%	46.7%	65.9%	69.6%	42.9%	37.5%	66.7%	38.5%
Political pressures and obstacles*	43.5%	8.3%	31.3%	37.7%	20.0%	14.6%	21.7%	42.9%	0.0%	29.2%	46.2%
Inadequate level of private sector participation*	13.0%	12.5%	27.1%	15.9%	13.3%	9.8%	2.9%	0.0%	0.0%	12.5%	15.4%
Inadequate level of citizen/civil society participation	17.4%	4.2%	6.3%	8.7%	0.0%	12.2%	10.1%	0.0%	12.5%	8.3%	15.4%
Inadequate level of donor coordination*	13.0%	16.7%	12.5%	5.8%	20.0%	0.0%	1.4%	28.6%	0.0%	0.0%	7.7%
Reforms are not well thought out in light of country challenges	26.1%	20.8%	16.7%	34.8%	13.3%	17.1%	26.1%	28.6%	25.0%	20.8%	23.1%
Other	0.0%	4.2%	2.1%	1.4%	0.0%	0.0%	2.9%	0.0%	0.0%	8.3%	0.0%

*Significantly different between stakeholder groups

	Office of President/Prime Minister/Minister			Office of Parliamentarian			Employee of a Ministry/ PMU/Consultant on WBG Project			Local Government			Bilateral/ Multilateral Agency			Private Sector/ Financial Sector/ Private Bank			CSO			Media			Independent Government Institution			Academia			Other		
	N	Mean	SD	N	Mean	SD	N	Mean	SD	N	Mean	SD	N	Mean	SD	N	Mean	SD	N	Mean	SD	N	Mean	SD	N	Mean	SD	N	Mean	SD	N	Mean	SD
To what extent do you trust the World Bank Group to do what is right?	24	6.38	1.81	26	5.92	1.52	44	6.75	1.88	63	7.05	2.18	14	6.07	1.90	40	5.98	1.95	78	6.69	1.72	7	5.86	2.12	7.00	5.71	2.50	21	6.10	2.10	14	6.71	2.56

(1-To no degree at all, 10-To a very significant degree)

B. Overall Attitudes toward the World Bank Group

	Office of President/Prime Minister/Minister			Office of Parliamentarian			Employee of a Ministry/ PMU/Consultant on WBG Project			Local Government			Bilateral/ Multilateral Agency			Private Sector/ Financial Sector/ Private Bank			CSO			Media			Independent Government Institution			Academia			Other		
	N	Mean	SD	N	Mean	SD	N	Mean	SD	N	Mean	SD	N	Mean	SD	N	Mean	SD	N	Mean	SD	N	Mean	SD	N	Mean	SD	N	Mean	SD	N	Mean	SD
How familiar are you with the work of the World Bank Group in Nepal?	26	6.35	1.92	31	5.65	2.70	48	6.23	2.74	77	5.40	2.62	16	6.25	2.24	50	5.10	2.45	84	5.48	2.26	9	5.67	2.55	9.00	5.78	2.39	25	5.20	2.63	16	6.00	2.97

(1-Not familiar at all, 10-Extremely familiar)

**B. Overall Attitudes toward the World Bank Group (continued)**

	Office of President/Prime Minister/Minister			Office of Parliamentarian			Employee of a Ministry/ PMU/ Consultant on WBG Project			Local Government			Bilateral/ Multilateral Agency			Private Sector/ Financial Sector/ Private Bank			CSO			Media			Independent Government Institution			Academia			Other		
	N	Mean	SD	N	Mean	SD	N	Mean	SD	N	Mean	SD	N	Mean	SD	N	Mean	SD	N	Mean	SD	N	Mean	SD	N	Mean	SD	N	Mean	SD	N	Mean	SD
Overall, please rate your impression of the World Bank Group's effectiveness in Nepal.	24	6.75	1.82	28	6.25	2.07	45	6.71	2.32	67	6.64	2.31	15	6.20	2.08	46	5.43	2.42	76	6.12	2.03	9	5.00	2.00	7.00	7.14	1.35	20	6.35	2.03	14	7.07	2.70

(1-Not effective at all, 10-Very effective)

When thinking about how the World Bank Group can have the most impact on development results in Nepal, in which sectors do you believe the World Bank Group should focus most of its resources (financial and knowledge services) in Nepal? (Choose no more than THREE)

Percentage of Respondents (Responses combined)	Office of President/Prime Minister/Minister	Office of Parliamentarian	Employee of a Ministry/ PMU/ Consultant on WBG Project	Local Government	Bilateral/ Multilateral Agency	Private Sector/ Financial Sector/ Private Bank	CSO	Media	Independent Government Institution	Academia	Other
Gender equity	4.0%	12.1%	12.0%	7.6%	0.0%	6.0%	9.8%	0.0%	0.0%	11.1%	6.3%
Private sector development*	16.0%	3.0%	12.0%	5.1%	6.3%	30.0%	15.9%	0.0%	11.1%	7.4%	18.8%
Education	24.0%	36.4%	26.0%	36.7%	18.8%	26.0%	24.4%	37.5%	11.1%	55.6%	31.3%
Public sector governance/reform	20.0%	18.2%	10.0%	21.5%	25.0%	18.0%	23.2%	25.0%	33.3%	11.1%	18.8%
Global/regional integration	4.0%	3.0%	4.0%	1.3%	0.0%	2.0%	1.2%	0.0%	11.1%	0.0%	0.0%
Food security	4.0%	0.0%	4.0%	3.8%	0.0%	6.0%	13.4%	0.0%	0.0%	0.0%	12.5%
Energy*	40.0%	24.2%	38.0%	24.1%	18.8%	28.0%	11.0%	25.0%	44.4%	33.3%	18.8%
Water and sanitation	0.0%	15.2%	2.0%	7.6%	6.3%	2.0%	11.0%	12.5%	11.1%	3.7%	12.5%
Pollution	4.0%	6.1%	0.0%	0.0%	0.0%	2.0%	0.0%	0.0%	11.1%	0.0%	6.3%
Job creation/employment	40.0%	39.4%	44.0%	30.4%	31.3%	28.0%	35.4%	25.0%	33.3%	37.0%	18.8%
Health	16.0%	3.0%	14.0%	12.7%	25.0%	6.0%	9.8%	0.0%	11.1%	7.4%	0.0%
Financial markets	0.0%	0.0%	0.0%	3.8%	0.0%	2.0%	1.2%	0.0%	0.0%	0.0%	0.0%
Social protection*	8.0%	3.0%	2.0%	1.3%	0.0%	0.0%	0.0%	12.5%	11.1%	0.0%	0.0%
Agriculture and rural development*	36.0%	42.4%	36.0%	49.4%	18.8%	40.0%	41.5%	87.5%	11.1%	29.6%	31.3%
Trade and exports	0.0%	6.1%	0.0%	1.3%	0.0%	4.0%	8.5%	0.0%	0.0%	7.4%	6.3%
Crime and violence	0.0%	3.0%	0.0%	1.3%	0.0%	0.0%	2.4%	0.0%	11.1%	0.0%	0.0%
Natural resource management	0.0%	9.1%	8.0%	6.3%	12.5%	8.0%	3.7%	25.0%	0.0%	3.7%	0.0%
Climate change	4.0%	6.1%	6.0%	3.8%	18.8%	0.0%	4.9%	12.5%	11.1%	7.4%	6.3%
Poverty reduction*	28.0%	15.2%	8.0%	12.7%	6.3%	28.0%	18.3%	0.0%	22.2%	11.1%	43.8%
Anti-corruption	4.0%	6.1%	6.0%	10.1%	18.8%	16.0%	13.4%	25.0%	22.2%	18.5%	6.7%
Economic growth	20.0%	12.1%	32.0%	12.7%	12.5%	8.0%	19.5%	0.0%	22.2%	25.9%	12.5%
Disaster risk management	0.0%	6.1%	4.0%	3.8%	0.0%	2.0%	6.1%	0.0%	0.0%	0.0%	0.0%
Equality of opportunity	4.0%	9.1%	4.0%	3.8%	12.5%	0.0%	8.5%	12.5%	11.1%	3.7%	12.5%
Urban development	4.0%	3.0%	6.0%	10.1%	6.3%	10.0%	1.2%	0.0%	0.0%	0.0%	18.8%
Information and communications technology	4.0%	3.0%	2.0%	7.6%	0.0%	6.0%	2.4%	0.0%	0.0%	18.5%	0.0%
Transport*	16.0%	12.1%	18.0%	16.5%	43.8%	20.0%	9.8%	0.0%	0.0%	3.7%	18.8%

*Significantly different between stakeholder groups



B. Overall Attitudes toward the World Bank Group (continued)

From your perspective, which of the following best describes the World Bank Group's current emphasis on investing in human capital (e.g., education, health, social protection)?

Percentage of Respondents	Office of President/Prime Minister/Minister	Office of Parliamentarian	Employee of a Ministry/ PMU/Consultant on WBG Project	Local Government	Bilateral/ Multilateral Agency	Private Sector/ Financial Sector/ Private Bank	CSO	Media	Independent Government Institution	Academia	Other
Increased its emphasis recently	4.0%	5.9%	12.9%	24.8%	3.0%	11.9%	24.8%	2.0%	1.0%	6.9%	3.0%
Decreased its emphasis recently	2.8%	8.3%	19.4%	13.9%	5.6%	8.3%	27.8%	0.0%	0.0%	13.9%	0.0%
Emphasis has remained pretty consistent over time	8.8%	10.5%	11.7%	17.5%	4.1%	14.0%	17.5%	3.5%	4.1%	3.5%	4.7%
Don't know	9.0%	6.4%	9.0%	20.5%	3.8%	10.3%	23.1%	1.3%	1.3%	10.3%	5.1%

In addition to the regular relations with the national government, which TWO of the following groups should the World Bank Group collaborate with more in your country?

(Choose no more than TWO)

Percentage of Respondents (Responses combined)	Office of President/Prime Minister/Minister	Office of Parliamentarian	Employee of a Ministry/ PMU/Consultant on WBG Project	Local Government	Bilateral/ Multilateral Agency	Private Sector/ Financial Sector/ Private Bank	CSO	Media	Independent Government Institution	Academia	Other
Local government*	92.6%	72.7%	68.0%	92.4%	46.7%	65.3%	72.8%	44.4%	77.8%	42.3%	87.5%
Private sector*	18.5%	24.2%	34.0%	13.9%	40.0%	55.1%	19.8%	33.3%	33.3%	23.1%	37.5%
Beneficiaries	18.5%	6.1%	14.0%	15.2%	20.0%	8.2%	8.6%	22.2%	0.0%	7.7%	12.5%
Youth/university groups	7.4%	9.1%	8.0%	11.4%	6.7%	18.4%	7.4%	11.1%	11.1%	23.1%	6.3%
Donor community*	0.0%	3.0%	10.0%	2.5%	26.7%	6.1%	6.2%	0.0%	0.0%	7.7%	6.3%
NGOs/Community Based Organizations*	22.2%	15.2%	8.0%	8.9%	0.0%	4.1%	44.4%	22.2%	33.3%	0.0%	18.8%
Media	7.4%	0.0%	0.0%	8.9%	0.0%	0.0%	2.5%	11.1%	0.0%	0.0%	6.3%
Foundations	3.7%	0.0%	2.0%	2.5%	0.0%	4.1%	4.9%	0.0%	0.0%	0.0%	0.0%
Academia/think tanks/research institutes*	14.8%	24.2%	38.0%	27.8%	13.3%	24.5%	19.8%	11.1%	11.1%	61.5%	12.5%
Parliament*	3.7%	24.2%	4.0%	5.1%	13.3%	2.0%	2.5%	0.0%	0.0%	0.0%	0.0%
Other	0.0%	0.0%	2.0%	2.5%	6.7%	2.0%	0.0%	11.1%	11.1%	3.8%	0.0%
Don't know	0.0%	6.1%	2.0%	1.3%	0.0%	2.0%	4.9%	0.0%	11.1%	3.8%	0.0%

*Significantly different between stakeholder groups

To what extent do you agree with the following statements about the World Bank Group's work in Nepal? (1-Strongly disagree, 10-Strongly agree)

	Office of President/Prime Minister/Minister			Office of Parliamentarian			Employee of a Ministry/ PMU/Consultant on WBG Project			Local Government			Bilateral/ Multilateral Agency			Private Sector/ Financial Sector/ Private Bank			CSO			Media			Independent Government Institution			Academia			Other		
	N	Mean	SD	N	Mean	SD	N	Mean	SD	N	Mean	SD	N	Mean	SD	N	Mean	SD	N	Mean	SD	N	Mean	SD	N	Mean	SD	N	Mean	SD	N	Mean	SD
Overall the World Bank Group currently plays a relevant role in development in Nepal	24	6.33	1.61	31	6.39	2.09	45	6.71	1.70	66	6.89	2.15	14	6.21	1.63	44	5.95	1.88	76	6.25	2.07	9	6.44	2.35	7.00	6.86	1.68	20	6.35	2.21	14	7.79	2.19
The World Bank Group's work is aligned with what I consider the development priorities for Nepal	25	6.24	1.81	30	6.67	2.11	44	6.82	2.05	64	6.56	2.43	13	6.08	1.26	44	5.82	1.85	75	6.56	2.10	9	5.67	1.87	7.00	6.57	1.40	18	6.06	2.36	16	7.81	2.32

**B. Overall Attitudes toward the World Bank Group (continued)**

To what extent is the World Bank Group an effective development partner in Nepal, in terms of each of the following? (1-To no degree at all, 10-To a very significant degree)

	Office of President/Prime Minister/Minister			Office of Parliamentarian			Employee of a Ministry/ PMU/ Consultant on WBG Project			Local Government			Bilateral/ Multilateral Agency			Private Sector/ Financial Sector/ Private Bank			CSO			Media			Independent Government Institution			Academia			Other		
	N	Mean	SD	N	Mean	SD	N	Mean	SD	N	Mean	SD	N	Mean	SD	N	Mean	SD	N	Mean	SD	N	Mean	SD	N	Mean	SD	N	Mean	SD	N	Mean	SD
Responsiveness to needs	25	6.08	1.75	28	5.68	1.96	46	6.43	1.60	64	6.52	1.85	14	6.00	1.36	39	5.62	1.93	72	5.67	2.08	9	5.89	2.76	7.00	6.57	1.13	22	5.27	2.07	13	6.38	1.61
Flexibility (in terms of the institution's products and services)	24	6.21	1.53	26	5.50	1.63	45	5.78	1.69	54	5.67	2.08	12	5.08	1.31	37	5.22	1.53	65	5.29	1.89	9	4.89	3.26	7.00	6.00	1.16	21	5.33	2.08	12	6.00	1.95
Flexibility (in terms of changing country circumstances)	25	6.24	1.67	24	5.54	1.69	41	6.10	1.99	57	5.95	2.05	13	6.15	1.73	39	5.56	1.90	65	5.66	2.17	9	5.44	1.81	7.00	6.14	1.35	21	5.48	1.63	12	6.50	2.07
Being inclusive	23	7.30	1.49	25	6.16	1.52	43	6.40	1.56	60	6.70	2.17	13	6.62	2.06	39	6.05	2.01	68	5.88	2.02	9	6.33	2.18	7.00	6.43	1.90	23	6.22	1.65	14	6.79	2.08
Openness (sharing data and other information)	24	6.79	2.11	26	6.31	1.67	40	6.65	1.70	59	6.36	2.04	13	7.38	1.94	40	5.70	1.91	69	6.32	2.08	9	6.33	2.18	6.00	6.83	2.48	21	6.10	1.95	11	6.82	2.04
Collaboration with the Government*	24	7.42	1.64	26	6.69	1.72	44	7.32	1.64	66	7.62	1.86	14	7.64	1.28	38	6.37	1.75	71	7.24	1.96	8	5.75	2.25	7.00	6.86	2.41	21	6.86	1.91	14	7.21	1.67
The speed in which it gets things accomplished on the ground	24	6.50	1.59	24	6.33	1.76	40	7.10	1.84	57	6.77	2.12	11	5.73	1.35	38	5.58	1.88	68	6.18	2.19	9	6.22	2.49	7.00	7.14	1.57	22	6.27	2.33	12	6.83	1.99
Helping to bring discipline/effective supervision to implementation of investment projects*	26	6.54	1.45	24	6.63	1.81	41	7.51	1.63	62	7.02	2.09	14	6.07	1.73	38	5.95	2.17	70	6.39	2.00	9	5.44	2.70	6.00	6.67	1.37	23	5.83	2.25	14	7.21	1.89
Collaboration with civil society	25	6.24	1.45	27	5.37	2.22	41	6.00	1.90	63	6.40	2.09	14	5.36	1.78	37	5.03	2.05	69	5.84	2.15	9	5.33	2.83	6.00	6.17	1.17	21	5.57	2.48	13	6.00	2.31
Staff accessibility	25	5.92	1.85	27	5.93	2.04	39	6.44	1.90	62	6.08	2.21	12	5.58	1.62	37	5.00	1.93	61	5.93	2.21	9	4.89	2.32	5.00	5.60	1.34	21	5.62	2.09	11	6.09	1.81
Collaboration with other donors and development partners	25	6.60	1.73	26	6.27	1.64	42	6.67	1.87	60	6.52	2.05	13	6.54	2.11	36	5.67	1.81	71	6.48	1.99	8	5.63	2.67	5.00	6.80	1.30	20	5.90	1.48	14	6.86	2.11
Collaboration with the private sector	24	6.17	1.88	26	5.35	2.21	36	6.08	2.02	57	6.04	2.00	12	5.75	1.96	39	5.10	1.62	67	6.06	1.84	9	4.56	2.35	6.00	6.17	1.17	18	5.56	2.38	11	5.91	1.76
Straightforwardness and honesty	25	7.08	1.98	28	6.36	1.91	41	6.90	1.70	53	6.81	1.88	10	6.40	1.58	37	6.54	1.97	66	6.42	1.99	8	6.38	2.45	6.00	7.00	1.55	20	6.25	2.31	10	6.60	2.17
Treating clients and stakeholders in Nepal with respect	25	7.04	1.49	27	6.85	1.75	40	6.88	1.67	62	7.21	1.76	12	6.83	1.80	38	6.61	2.18	71	6.54	2.14	8	6.25	2.61	7.00	6.29	1.50	22	6.77	1.77	13	7.38	2.22
Being a long-term partner	24	7.63	1.53	27	7.22	2.23	44	7.41	2.02	64	7.45	2.15	13	7.77	1.59	39	6.59	2.17	72	7.01	2.16	9	7.78	1.99	7.00	7.86	2.12	21	7.57	1.78	13	8.00	2.20

*Significantly different between stakeholder groups

C. World Bank Group's Effectiveness and Results

	Office of President/Prime Minister/Minister			Office of Parliamentarian			Employee of a Ministry/ PMU/ Consultant on WBG Project			Local Government			Bilateral/ Multilateral Agency			Private Sector/ Financial Sector/ Private Bank			CSO			Media			Independent Government Institution			Academia			Other		
	N	Mean	SD	N	Mean	SD	N	Mean	SD	N	Mean	SD	N	Mean	SD	N	Mean	SD	N	Mean	SD	N	Mean	SD	N	Mean	SD	N	Mean	SD	N	Mean	SD
To what extent does the World Bank Group's work help to achieve development results in Nepal?*	25	6.60	1.85	27	7.04	2.19	40	6.60	1.93	62	7.37	1.84	13	6.23	1.79	38	5.89	1.62	68	6.68	1.95	5	6.00	2.74	7.00	7.14	1.86	18	7.00	1.91	12	7.42	2.19

(1-To no degree at all, 10-To a very significant degree) *Significantly different between stakeholder groups

**C. World Bank Group's Effectiveness and Results (continued)**

	Office of President/Prime Minister/Minister			Office of Parliamentarian			Employee of a Ministry/ PMU/ Consultant on WBG Project			Local Government			Bilateral/ Multilateral Agency			Private Sector/ Financial Sector/ Private Bank			CSO			Media			Independent Government Institution			Academia			Other		
	N	Mean	SD	N	Mean	SD	N	Mean	SD	N	Mean	SD	N	Mean	SD	N	Mean	SD	N	Mean	SD	N	Mean	SD	N	Mean	SD	N	Mean	SD	N	Mean	SD
To what extent does the World Bank Group influence the development agenda in Nepal?	26	6.23	1.97	26	6.42	1.98	48	6.48	1.90	68	6.96	2.18	14	6.00	2.35	41	6.24	1.89	72	6.50	1.70	5	6.00	1.58	6.00	7.00	2.37	23	6.74	1.86	15	7.73	1.62

(1-To no degree at all, 10-To a very significant degree)

To what extent do you agree with the following statements about the World Bank Group in Nepal? (1- Strongly disagree, 10- Strongly agree)

	Office of President/Prime Minister/Minister			Office of Parliamentarian			Employee of a Ministry/ PMU/ Consultant on WBG Project			Local Government			Bilateral/ Multilateral Agency			Private Sector/ Financial Sector/ Private Bank			CSO			Media			Independent Government Institution			Academia			Other		
	N	Mean	SD	N	Mean	SD	N	Mean	SD	N	Mean	SD	N	Mean	SD	N	Mean	SD	N	Mean	SD	N	Mean	SD	N	Mean	SD	N	Mean	SD	N	Mean	SD
The World Bank Group's financial instruments meet the needs of Nepal	25	6.08	1.55	30	6.10	2.28	44	6.57	1.77	72	6.86	2.08	12	5.83	1.90	44	6.27	1.86	73	6.05	1.70	7	6.57	2.15	8.00	6.63	2.07	21	5.62	2.01	14	7.14	1.96
The World Bank Group meets Nepal's needs for knowledge services	25	6.44	1.39	26	6.31	2.28	42	6.29	1.50	73	7.14	1.93	12	6.42	1.24	42	6.45	1.82	69	6.29	1.85	7	6.43	1.81	8.00	6.63	2.72	21	6.52	2.02	14	7.21	2.42

D. The World Bank Group's Knowledge Work and Activities

How frequently do you consult World Bank Group's knowledge work and activities in the work you do?*

Percentage of Respondents	Office of President/Prime Minister/Minister		Office of Parliamentarian		Employee of a Ministry/ PMU/ Consultant on WBG Project		Local Government		Bilateral/ Multilateral Agency		Private Sector/ Financial Sector/ Private Bank		CSO		Media		Independent Government Institution		Academia		Other	
Weekly	3.8%		6.3%		10.2%		1.3%		13.3%		0.0%		1.2%		0.0%		0.0%		0.0%		6.3%	
Monthly	19.2%		6.3%		18.4%		5.1%		13.3%		10.6%		3.7%		11.1%		12.5%		14.8%		6.3%	
A few times a year	26.9%		34.4%		26.5%		20.5%		46.7%		29.8%		30.5%		22.2%		50.0%		11.1%		18.8%	
Rarely	42.3%		31.3%		38.8%		57.7%		26.7%		36.2%		45.1%		55.6%		37.5%		51.9%		50.0%	
Never	7.7%		21.9%		6.1%		15.4%		0.0%		23.4%		19.5%		11.1%		0.0%		22.2%		18.8%	

*Significantly different between stakeholder groups

	Office of President/Prime Minister/Minister			Office of Parliamentarian			Employee of a Ministry/ PMU/ Consultant on WBG Project			Local Government			Bilateral/ Multilateral Agency			Private Sector/ Financial Sector/ Private Bank			CSO			Media			Independent Government Institution			Academia			Other		
	N	Mean	SD	N	Mean	SD	N	Mean	SD	N	Mean	SD	N	Mean	SD	N	Mean	SD	N	Mean	SD	N	Mean	SD	N	Mean	SD	N	Mean	SD	N	Mean	SD
In Nepal, to what extent do you believe that the World Bank Group's knowledge work and activities are adaptable to Nepal's specific development challenges and country circumstances	23	6.30	1.33	27	5.85	1.66	45	6.53	1.84	59	6.36	1.98	14	6.29	1.38	37	5.81	2.04	58	6.21	1.99	6	6.00	1.41	6.00	7.17	1.60	16	6.75	2.11	15	6.53	3.09

(1-To no degree at all, 10-To a very significant degree)

**D. The World Bank Group's Knowledge Work and Activities (continued)**

	Office of President/Prime Minister/Minister			Office of Parliamentarian			Employee of a Ministry/ PMU/ Consultant on WBG Project			Local Government			Bilateral/ Multilateral Agency			Private Sector/ Financial Sector/ Private Bank			CSO			Media			Independent Government Institution			Academia			Other		
	N	Mean	SD	N	Mean	SD	N	Mean	SD	N	Mean	SD	N	Mean	SD	N	Mean	SD	N	Mean	SD	N	Mean	SD	N	Mean	SD	N	Mean	SD	N	Mean	SD
Overall, how significant a contribution do you believe the World Bank Group's knowledge work and activities make to development results in your country?	24	6.75	1.82	29	6.83	2.25	45	6.76	1.69	72	7.08	2.21	14	6.07	2.46	44	6.18	2.22	75	6.79	1.80	8	5.88	2.85	8.00	7.13	1.89	22	6.64	1.87	15	7.47	2.30
Overall, how would you rate the technical quality of the World Bank Group's knowledge work and activities?	23	7.00	1.21	25	6.36	2.10	43	6.63	1.46	58	7.03	2.09	15	7.13	1.69	37	6.54	1.73	64	6.78	1.76	7	5.29	2.56	7.00	6.71	1.80	21	6.19	1.81	15	7.73	1.98

(1-Not significant at all, 10-Very significant; 1-Very low technical quality, 10-Very high technical quality)

E. Working with the World Bank Group

To what extent do you agree/disagree with the following statements? (1- Strongly disagree, 10- Strongly agree)

	Office of President/Prime Minister/Minister			Office of Parliamentarian			Employee of a Ministry/ PMU/ Consultant on WBG Project			Local Government			Bilateral/ Multilateral Agency			Private Sector/ Financial Sector/ Private Bank			CSO			Media			Independent Government Institution			Academia			Other		
	N	Mean	SD	N	Mean	SD	N	Mean	SD	N	Mean	SD	N	Mean	SD	N	Mean	SD	N	Mean	SD	N	Mean	SD	N	Mean	SD	N	Mean	SD	N	Mean	SD
The World Bank Group takes decisions quickly in Nepal	23	6.13	1.66	23	5.30	1.64	43	6.23	2.10	57	5.95	2.36	9	5.78	1.48	34	5.74	1.94	54	5.80	2.13	6	5.83	1.33	8.00	6.25	2.05	12	4.67	2.23	11	6.55	2.16
Where country systems are adequate, the World Bank Group makes appropriate use of them	23	7.04	1.80	20	6.35	1.81	42	7.24	2.17	62	6.89	2.13	11	7.45	1.29	32	6.84	1.87	51	6.78	2.14	6	5.00	0.89	8.00	7.38	2.13	17	6.24	1.95	11	8.27	1.27

**F. The Future Role of the World Bank Group in Nepal**

Which of the following SHOULD the World Bank Group do to make itself of greater value in Nepal? (Choose no more than TWO)

Percentage of Respondents (Responses combined)	Office of President/Prime Minister/Minister	Office of Parliamentarian	Employee of a Ministry/ PMU/Consultant on WBG Project	Local Government	Bilateral/ Multilateral Agency	Private Sector/ Financial Sector/ Private Bank	CSO	Media	Independent Government Institution	Academia	Other
Increase the level of capacity development in the country*	46.2%	16.7%	22.0%	35.1%	0.0%	31.3%	30.4%	33.3%	55.6%	38.5%	31.3%
Engage more directly with beneficiaries	11.5%	3.3%	8.0%	5.2%	13.3%	8.3%	6.3%	22.2%	11.1%	3.8%	12.5%
Improve the quality of its experts as related to Nepal's specific challenges	11.5%	3.3%	4.0%	7.8%	6.7%	4.2%	8.9%	11.1%	22.2%	7.7%	0.0%
Engage more effectively with private sector	15.4%	0.0%	12.0%	11.7%	13.3%	29.2%	13.9%	11.1%	11.1%	7.7%	12.5%
Offer more innovative knowledge services	3.8%	6.7%	12.0%	2.6%	20.0%	6.3%	5.1%	11.1%	11.1%	11.5%	25.0%
Collaborate more effectively with Government clients	34.6%	56.7%	46.0%	45.5%	20.0%	37.5%	35.4%	33.3%	44.4%	30.8%	37.5%
Engage more effectively with civil society*	7.7%	13.3%	10.0%	9.1%	13.3%	6.3%	30.4%	0.0%	0.0%	3.8%	12.5%
Engage more effectively with partners such as bilaterals, multilaterals, trust funds, UN	23.1%	30.0%	20.0%	11.7%	13.3%	12.5%	16.5%	0.0%	0.0%	15.4%	6.3%
Work faster	7.7%	20.0%	6.0%	7.8%	6.7%	6.3%	8.9%	0.0%	0.0%	15.4%	6.3%
Reduce the complexity of obtaining World Bank Group financing	11.5%	10.0%	18.0%	18.2%	20.0%	18.8%	11.4%	0.0%	22.2%	19.2%	18.8%
Increase availability of Reimbursable Advisory Services (RAS)	0.0%	0.0%	2.0%	0.0%	0.0%	0.0%	1.3%	11.1%	0.0%	0.0%	0.0%
Help to bring discipline/effective supervision to implementation of World Bank Group projects	0.0%	3.3%	8.0%	9.1%	6.7%	2.1%	2.5%	11.1%	11.1%	3.8%	6.3%
Offer more innovative financial products	7.7%	16.7%	8.0%	10.4%	13.3%	6.3%	6.3%	33.3%	0.0%	3.8%	12.5%
Ensure greater selectivity in its work	7.7%	3.3%	4.0%	7.8%	6.7%	4.2%	5.1%	11.1%	0.0%	23.1%	6.3%
Provide more adequate data/knowledge/statistics/figures on Nepal's economy	7.7%	13.3%	14.0%	15.6%	6.7%	20.8%	11.4%	11.1%	11.1%	11.5%	12.5%
Other*	3.8%	0.0%	4.0%	1.3%	20.0%	4.2%	2.5%	0.0%	0.0%	0.0%	0.0%

*Significantly different between stakeholder groups



G. Communication and Information Sharing

How frequently do you interact with the World Bank Group now in Nepal?*

Percentage of Respondents	Office of President/Prime Minister/Minister	Office of Parliamentarian	Employee of a Ministry/ PMU/Consultant on WBG Project	Local Government	Bilateral/ Multilateral Agency	Private Sector/ Financial Sector/ Private Bank	CSO	Media	Independent Government Institution	Academia	Other
Never	20.0%	26.7%	14.6%	35.4%	0.0%	32.6%	27.0%	44.4%	11.1%	57.7%	7.1%
Less than once a year	28.0%	26.7%	16.7%	24.1%	21.4%	21.7%	35.1%	44.4%	22.2%	11.5%	42.9%
Once a year to a few times a year	28.0%	46.7%	31.3%	31.6%	28.6%	28.3%	29.7%	0.0%	55.6%	11.5%	35.7%
Less than once a month	8.0%	0.0%	6.3%	2.5%	28.6%	8.7%	4.1%	11.1%	11.1%	0.0%	0.0%
At least once a month	16.0%	0.0%	14.6%	5.1%	14.3%	8.7%	4.1%	0.0%	0.0%	19.2%	7.1%
At least once a week	0.0%	0.0%	16.7%	1.3%	7.1%	0.0%	0.0%	0.0%	0.0%	0.0%	7.1%

*Significantly different between stakeholder groups

How do you get most of your information about economic and social development issues in Nepal? (Choose no more than TWO)

Percentage of Respondents (Responses combined)	Office of President/Prime Minister/Minister	Office of Parliamentarian	Employee of a Ministry/ PMU/Consultant on WBG Project	Local Government	Bilateral/ Multilateral Agency	Private Sector/ Financial Sector/ Private Bank	CSO	Media	Independent Government Institution	Academia	Other
Local radio	23.1%	12.5%	22.0%	29.5%	21.4%	8.2%	23.5%	22.2%	0.0%	19.2%	7.1%
International radio	3.8%	3.1%	6.0%	2.6%	7.1%	2.0%	4.9%	0.0%	0.0%	3.8%	0.0%
Social media	46.2%	56.3%	36.0%	47.4%	21.4%	32.7%	39.5%	55.6%	44.4%	53.8%	28.6%
International newspapers	7.7%	3.1%	8.0%	7.7%	7.1%	2.0%	3.7%	11.1%	33.3%	11.5%	14.3%
Local television	15.4%	25.0%	20.0%	21.8%	14.3%	34.7%	25.9%	0.0%	22.2%	15.4%	28.6%
Internet*	42.3%	18.8%	58.0%	60.3%	64.3%	44.9%	49.4%	33.3%	66.7%	38.5%	50.0%
Periodicals	15.4%	12.5%	8.0%	7.7%	0.0%	12.2%	7.4%	22.2%	0.0%	7.7%	7.1%
International television	3.8%	12.5%	4.0%	0.0%	7.1%	6.1%	3.7%	0.0%	11.1%	7.7%	7.1%
Local newspapers*	38.5%	40.6%	28.0%	16.7%	50.0%	38.8%	34.6%	33.3%	0.0%	26.9%	50.0%
Other	0.0%	3.1%	4.0%	1.3%	0.0%	6.1%	1.2%	11.1%	11.1%	0.0%	0.0%

*Significantly different between stakeholder groups

How would you prefer to receive information from the World Bank Group? (Choose no more than TWO)

Percentage of Respondents (Responses combined)	Office of President/Prime Minister/Minister	Office of Parliamentarian	Employee of a Ministry/ PMU/Consultant on WBG Project	Local Government	Bilateral/ Multilateral Agency	Private Sector/ Financial Sector/ Private Bank	CSO	Media	Independent Government Institution	Academia	Other
World Bank Group's publications and other written materials	53.8%	33.3%	34.7%	30.4%	28.6%	25.0%	27.7%	22.2%	55.6%	23.1%	21.4%
e-Newsletters	23.1%	33.3%	24.5%	26.6%	28.6%	35.4%	30.1%	11.1%	44.4%	38.5%	50.0%
World Bank Group's seminars/workshops/conferences	26.9%	39.4%	46.9%	36.7%	35.7%	41.7%	38.6%	66.7%	33.3%	38.5%	28.6%
Direct contact with World Bank Group*	26.9%	30.3%	24.5%	25.3%	14.3%	33.3%	13.3%	44.4%	11.1%	15.4%	50.0%
World Bank Group's website	42.3%	36.4%	42.9%	31.6%	42.9%	27.1%	39.8%	33.3%	0.0%	19.2%	35.7%
Social media*	23.1%	12.1%	16.3%	36.7%	21.4%	22.9%	38.6%	0.0%	44.4%	57.7%	7.1%

*Significantly different between stakeholder groups

**G. Communication and Information Sharing (continued)**

Which Internet connection do you use primarily when visiting a World Bank Group website?

Percentage of Respondents	Office of President/Prime Minister/Minister	Office of Parliamentarian	Employee of a Ministry/ PMU/Consultant on WBG Project	Local Government	Bilateral/ Multilateral Agency	Private Sector/ Financial Sector/ Private Bank	CSO	Media	Independent Government Institution	Academia	Other
High speed/WiFi	82.6%	85.2%	93.3%	86.6%	90.9%	97.4%	90.8%	83.3%	85.7%	91.7%	90.9%
Dial-up	17.4%	14.8%	6.7%	13.4%	9.1%	2.6%	9.2%	16.7%	14.3%	8.3%	9.1%

H. Background Information

Currently, do you professionally collaborate/work with the World Bank Group (IDA, IFC, MIGA, ICSID) in your country?*

Percentage of Respondents	Office of President/Prime Minister/Minister	Office of Parliamentarian	Employee of a Ministry/ PMU/Consultant on WBG Project	Local Government	Bilateral/ Multilateral Agency	Private Sector/ Financial Sector/ Private Bank	CSO	Media	Independent Government Institution	Academia	Other
Yes	44.4%	12.1%	54.0%	27.6%	55.6%	16.7%	14.5%	33.3%	11.1%	23.1%	12.5%
No	55.6%	87.9%	46.0%	72.4%	44.4%	83.3%	85.5%	66.7%	88.9%	76.9%	87.5%

*Significantly different between stakeholder groups

If yes, which of the following agencies of the World Bank Group do you primarily collaborate/ work with in Nepal?*

Percentage of Respondents	Office of President/Prime Minister/Minister	Office of Parliamentarian	Employee of a Ministry/ PMU/Consultant on WBG Project	Local Government	Bilateral/ Multilateral Agency	Private Sector/ Financial Sector/ Private Bank	CSO	Media	Independent Government Institution	Academia	Other
The World Bank (IDA)	83.3%	50.0%	96.3%	85.0%	80.0%	77.8%	90.9%	50.0%	0.0%	83.3%	100.0%
The International Finance Corporation (IFC)	0.0%	0.0%	0.0%	10.0%	20.0%	22.2%	9.1%	0.0%	100.0%	16.7%	0.0%
The Multilateral Investment Guarantee Agency (MIGA)	16.7%	50.0%	0.0%	5.0%	0.0%	0.0%	0.0%	50.0%	0.0%	0.0%	0.0%
International Centre for Settlement of Investment Disputes (ICSID)	0.0%	0.0%	3.7%	0.0%	0.0%	0.0%	0.0%	0.0%	0.0%	0.0%	0.0%

*Significantly different between stakeholder groups

Which of the following describes most of your exposure to the World Bank Group in Nepal? (Choose no more than TWO)

Percentage of Respondents (Responses combined)	Office of President/Prime Minister/Minister	Office of Parliamentarian	Employee of a Ministry/ PMU/Consultant on WBG Project	Local Government	Bilateral/ Multilateral Agency	Private Sector/ Financial Sector/ Private Bank	CSO	Media	Independent Government Institution	Academia	Other
Observer	3.8%	23.3%	6.3%	22.9%	23.5%	19.1%	28.0%	33.3%	0.0%	22.7%	18.8%
Use World Bank Group reports/data	46.2%	43.3%	45.8%	44.3%	11.8%	36.2%	42.7%	16.7%	55.6%	31.8%	18.8%
Engage in World Bank Group related/sponsored events/activities	34.6%	43.3%	41.7%	21.4%	35.3%	42.6%	33.3%	33.3%	0.0%	40.9%	31.3%
Collaborate as part of my professional duties*	34.6%	23.3%	31.3%	22.9%	64.7%	31.9%	21.3%	50.0%	11.1%	22.7%	37.5%
Use World Bank Group website for information, data, research, etc.	46.2%	30.0%	27.1%	47.1%	29.4%	38.3%	41.3%	50.0%	77.8%	45.5%	50.0%

*Significantly different between stakeholder groups



Appendix C: Responses to Indicator Questions by Geographic Location¹⁶

● Kathmandu N=81 ● Outside Kathmandu N=332

A. General Issues Facing Nepal

	Kathmandu			Outside Kathmandu		
	N	Mean	SD	N	Mean	SD
To what extent do you trust the World Bank Group to do what is right?	74	6.62	1.76	270	6.46	2.01

(1-To no degree at all, 10-To a very significant degree)

B. Overall Attitudes toward the World Bank Group

	Kathmandu			Outside Kathmandu		
	N	Mean	SD	N	Mean	SD
Overall, please rate your impression of the World Bank Group's effectiveness in Nepal.	76	6.71	1.85	280	6.16	2.27

(1-Not effective at all, 10-Very effective)

To what extent do you agree with the following statements about the World Bank Group's work in Nepal?

(1-Strongly disagree, 10-Strongly agree)

	Kathmandu			Outside Kathmandu		
	N	Mean	SD	N	Mean	SD
Overall the World Bank Group currently plays a relevant role in development in Nepal	75	6.56	1.62	282	6.48	2.10
The World Bank Group's work is aligned with what I consider the development priorities for Nepal	75	6.64	1.74	276	6.46	2.18

¹⁶ 413 respondents provided information about their geographic location (question H9 in the questionnaire).

**B. Overall Attitudes toward the World Bank Group (continued)**

To what extent is the World Bank Group an effective development partner in Nepal, in terms of each of the following?
(1-To no degree at all, 10-To a very significant degree)

	Kathmandu			Outside Kathmandu		
	N	Mean	SD	N	Mean	SD
Responsiveness to needs	72	6.11	1.76	271	5.94	1.98
Flexibility (in terms of the institution's products and services)	69	5.71	1.81	247	5.53	1.90
Flexibility (in terms of changing country circumstances)	68	5.87	1.96	251	5.84	1.94
Being inclusive	71	6.34	1.92	259	6.36	1.92
Openness (sharing data and other information)	69	6.72	1.79	253	6.28	2.02
Collaboration with the Government	70	7.34	1.67	266	7.09	1.88
The speed in which it gets things accomplished on the ground	69	6.19	2.00	245	6.46	2.04
Helping to bring discipline/effective supervision to implementation of investment projects	70	6.43	1.81	260	6.60	2.04
Collaboration with civil society	66	5.73	1.76	262	5.87	2.16
Staff accessibility	68	6.15	1.95	244	5.76	2.09
Collaboration with other donors and development partners	68	6.44	1.78	256	6.34	1.98
Collaboration with the private sector	66	6.09	1.58	241	5.72	2.05
Straightforwardness and honesty	67	6.72	1.94	241	6.56	1.96
Treating clients and stakeholders in Nepal with respect	69	6.86	1.93	259	6.82	1.88
Being a long-term partner	70	7.50	2.00	264	7.24	2.08

C. World Bank Group's Effectiveness and Results

	Kathmandu			Outside Kathmandu		
	N	Mean	SD	N	Mean	SD
To what extent does the World Bank Group's work help to achieve development results in Nepal?	68	6.51	1.51	251	6.79	2.07

(1-To no degree at all, 10-To a very significant degree)

	Kathmandu			Outside Kathmandu		
	N	Mean	SD	N	Mean	SD
To what extent does the World Bank Group influence the development agenda in Nepal?	73	6.74	1.32	275	6.50	2.10

(1-To no degree at all, 10-To a very significant degree)

**C. World Bank Group's Effectiveness and Results (continued)****To what extent do you agree with the following statements about the World Bank Group in Nepal?***(1-Strongly disagree, 10-Strongly agree)*

	Kathmandu			Outside Kathmandu		
	N	Mean	SD	N	Mean	SD
The World Bank Group's financial instruments meet the needs of Nepal	75	6.39	1.65	279	6.30	2.01
The World Bank Group meets Nepal's needs for knowledge services	73	6.34	1.63	271	6.60	1.97

D. The World Bank Group's Knowledge Work and Activities**In Nepal, to what extent do you believe that the World Bank Group's knowledge work and activities:***(1-To no degree at all, 10-To a very significant degree)*

	Kathmandu			Outside Kathmandu		
	N	Mean	SD	N	Mean	SD
Are adaptable to Nepal's specific development challenges and country circumstances	67	6.40	1.72	240	6.16	1.98

	Kathmandu			Outside Kathmandu		
	N	Mean	SD	N	Mean	SD
Overall, how significant a contribution do you believe the World Bank Group's knowledge work and activities make to development results in your country?	71	6.56	1.46	291	6.76	2.16
Overall, how would you rate the technical quality of the World Bank Group's knowledge work and activities?	71	6.90	1.42	250	6.68	1.95

*(1-Not significant at all, 10-Very significant; 1-Very low technical quality, 10-Very high technical quality)***E. Working with the World Bank Group****To what extent do you agree/disagree with the following statements? (1-Strongly disagree, 10-Strongly agree)**

	Kathmandu			Outside Kathmandu		
	N	Mean	SD	N	Mean	SD
The World Bank Group takes decisions quickly in Nepal	61	5.84	1.89	224	5.89	2.09
Where country systems are adequate, the World Bank Group makes appropriate use of them	58	7.00	1.84	228	6.81	2.09



Appendix D: Responses to Selected Questions by Level of Collaboration with the World Bank Group¹⁷

Note that this appendix presents comparative analysis of the data from those respondents who collaborate with the WBG vs. those respondents who do not collaborate with the WBG and covers the following selected questions from the FY19 Nepal COS questionnaire: All 10-point scale questions and questions B4, B6, B7, and F1.

● Collaborating with the WBG N=109 ● Not collaborating with the WBG N=298

A. General Issues Facing Nepal

To what extent do you trust each of the following groups to do what is right? (1-To no degree at all, 10-To a very significant degree)

	Collaborating with the WBG			Not collaborating with the WBG		
	N	Mean	SD	N	Mean	SD
The national/federal government	101	6.18	2.07	250	6.13	2.07
Bilateral organizations*	100	6.37	2.07	247	5.72	1.97
The World Bank Group*	101	6.93	1.90	238	6.29	1.94
The International Monetary Fund*	95	6.32	2.19	214	5.63	2.08
UN	97	6.70	1.97	243	6.23	2.10
Regional development banks*	96	6.45	2.02	236	5.98	1.90
Nepal Rastra Bank (Central Bank)	97	6.94	1.91	245	6.87	1.99
International private sector*	94	5.81	2.04	230	5.26	2.07
Domestic private sector	98	6.04	2.09	242	6.30	1.95
International civil society	103	5.72	2.13	247	5.41	2.00
Domestic civil society	103	5.93	2.09	249	5.86	1.93
Domestic traditional media and their web presence	102	6.49	1.98	258	6.45	2.01
International media and their web presence	104	5.84	2.23	246	5.54	1.92
Web based media	102	6.21	2.17	251	6.10	2.05

*Significantly different between collaborators and non-collaborators

B. Overall Attitudes toward the World Bank Group

	Collaborating with the WBG			Not collaborating with the WBG		
	N	Mean	SD	N	Mean	SD
How familiar are you with the work of the World Bank Group in Nepal?*	108	6.40	2.46	286	5.25	2.48

(1-Not familiar at all, 10-Extremely familiar) *Significantly different between collaborators and non-collaborators

	Collaborating with the WBG			Not collaborating with the WBG		
	N	Mean	SD	N	Mean	SD
Overall, please rate your impression of the World Bank Group's effectiveness in Nepal.*	98	7.09	1.87	253	5.97	2.27

(1-Not effective at all, 10-Very effective) *Significantly different between collaborators and non-collaborators

¹⁷ Only 407 respondents provided information about their level of collaboration with the World Bank Group (question H3 in the questionnaire). Therefore, only these respondents were included in the analysis presented in this appendix.

**B. Overall Attitudes toward the World Bank Group (continued)**

	Collaborating with the WBG			Not collaborating with the WBG		
	N	Mean	SD	N	Mean	SD
To what extent do you believe the World Bank Group's staff is well prepared to help Nepal solve its most complicated development challenges?*	97	6.99	1.98	220	5.90	2.17

(1-To no degree at all, 10-To a very significant degree) *Significantly different between collaborators and non-collaborators

When thinking about how the World Bank Group can have the most impact on development results in Nepal, in which sectors do you believe the World Bank Group should focus most of its resources (financial and knowledge services) in Nepal? (Choose no more than THREE)

Percentage of Respondents (Responses combined)	Collaborating with the WBG	Not collaborating with the WBG
Gender equity	10.4%	8.2%
Private sector development	17.9%	11.0%
Education	24.5%	32.5%
Public sector governance/reform	15.1%	20.9%
Global/regional integration	0.9%	2.1%
Food security	3.8%	6.5%
Energy*	34.0%	21.9%
Water and sanitation	6.6%	6.8%
Pollution	0.0%	2.4%
Job creation/employment	35.8%	32.5%
Health	10.4%	10.3%
Financial markets	0.9%	1.4%
Social protection	0.0%	2.4%
Agriculture and rural development	32.1%	42.8%
Trade and exports*	0.9%	5.5%
Crime and violence	0.9%	1.4%
Natural resource management	3.8%	6.8%
Climate change	4.7%	5.5%
Poverty reduction	14.2%	18.5%
Anti-corruption	8.5%	12.4%
Economic growth	19.8%	16.4%
Disaster risk management	2.8%	3.4%
Equality of opportunity*	11.3%	4.1%
Urban development	7.5%	4.8%
Information and communications technology	4.7%	4.8%
Transport*	21.7%	12.0%

*Significantly different between collaborators and non-collaborators

**B. Overall Attitudes toward the World Bank Group (continued)**

Which of the following do you identify as the World Bank Group's greatest WEAKNESSES in its work in Nepal? (Choose no more than TWO)

Percentage of Respondents (Responses combined)	Collaborating with the WBG	Not collaborating with the WBG
World Bank Group's processes too slow and complex	34.0%	27.2%
Not adequately flexible*	18.9%	10.5%
Not sufficiently focused on sustainable results*	4.7%	11.8%
Not collaborating enough with civil society	12.3%	13.6%
Not enough public disclosure of its work	9.4%	4.5%
Arrogant in its approach	3.8%	7.0%
Inadequate World Bank Group's staffing in Nepal	6.6%	10.8%
Not willing to honestly criticize policies and reform efforts in the country*	13.2%	4.9%
Staff too inaccessible	16.0%	12.5%
Not collaborating enough with private sector	10.4%	14.3%
Not collaborating enough with partners such as bilaterals, multilaterals, trust funds, UN*	8.5%	1.4%
Not aligned with country priorities*	8.5%	22.0%
Not adequately sensitive to political/social realities in Nepal	11.3%	10.1%
Too influenced by developed countries	24.5%	20.6%
Other*	1.9%	0.0%
Don't know	4.7%	10.5%

*Significantly different between collaborators and non-collaborators

To what extent do you believe that the World Bank Group's work and support help the poorest in Nepal?* (Select only ONE response)

Percentage of Respondents	Collaborating with the WBG	Not collaborating with the WBG
To a fully sufficient degree	5.6%	2.1%
To a somewhat sufficient degree	59.8%	51.5%
To a somewhat insufficient degree	25.2%	26.5%
To a very insufficient degree	7.5%	12.0%
Don't know	1.9%	7.9%

*Significantly different between collaborators and non-collaborators

To what extent do you agree with the following statements about the World Bank Group's work in Nepal?

(1-Strongly disagree, 10-Strongly agree)

	Collaborating with the WBG			Not collaborating with the WBG		
	N	Mean	SD	N	Mean	SD
Overall the World Bank Group currently plays a relevant role in development in Nepal*	103	6.95	1.78	247	6.24	2.04
The World Bank Group's work is aligned with what I consider the development priorities for Nepal*	103	6.95	1.90	242	6.27	2.15

*Significantly different between collaborators and non-collaborators

**B. Overall Attitudes toward the World Bank Group (continued)**

To what extent is the World Bank Group an effective development partner in Nepal, in terms of each of the following?

(1-To no degree at all, 10-To a very significant degree)

	Collaborating with the WBG			Not collaborating with the WBG		
	N	Mean	SD	N	Mean	SD
Responsiveness to needs*	101	6.47	1.75	237	5.73	1.95
Flexibility (in terms of the institution's products and services)*	96	5.97	1.92	218	5.34	1.78
Flexibility (in terms of changing country circumstances)*	93	6.23	1.93	221	5.64	1.90
Being inclusive	97	6.64	1.80	228	6.20	1.92
Openness (sharing data and other information)*	93	6.85	1.75	225	6.16	2.04
Collaboration with the Government	98	7.39	1.70	233	7.00	1.88
The speed in which it gets things accomplished on the ground*	94	6.73	2.00	215	6.24	2.02
Helping to bring discipline/effective supervision to implementation of investment projects	100	6.82	1.91	225	6.43	2.02
Collaboration with civil society	94	6.05	2.12	229	5.70	2.06
Staff accessibility*	96	6.36	1.95	212	5.59	2.09
Collaboration with other donors and development partners	93	6.62	1.86	225	6.24	1.95
Collaboration with the private sector*	88	6.16	1.86	218	5.63	2.00
Straightforwardness and honesty*	93	7.01	1.87	210	6.41	1.94
Treating clients and stakeholders in Nepal with respect*	98	7.27	1.83	225	6.62	1.91
Being a long-term partner*	98	7.67	2.04	230	7.14	2.05

*Significantly different between collaborators and non-collaborators



C. World Bank Group's Effectiveness and Results

How EFFECTIVE do you believe the World Bank Group is in terms of the work it does in the following areas of development in Nepal? (1-Not effective at all, 10-Very effective)

	Collaborating with the WBG			Not collaborating with the WBG		
	N	Mean	SD	N	Mean	SD
Social protection*	62	6.15	2.01	157	5.44	2.05
Gender equity	79	6.65	1.81	193	6.17	1.83
Private sector development	81	5.93	1.90	188	5.46	2.05
Education	72	6.68	1.73	201	6.52	1.66
Public sector governance/reform	72	6.60	1.75	202	6.22	1.75
Global/regional integration	55	6.18	2.12	161	5.90	1.80
Food security	69	6.46	1.89	198	6.36	1.88
Urban development	77	6.84	1.59	196	6.44	1.92
Energy*	84	7.10	1.61	198	6.41	1.87
Water and sanitation*	81	7.01	1.60	211	6.48	1.82
Pollution	68	6.28	1.91	187	5.78	1.87
Job creation/employment*	81	6.38	1.89	193	5.58	1.95
Health*	77	6.84	1.69	190	6.34	1.81
Financial markets	69	6.54	1.90	172	6.28	1.91
Transport*	84	7.17	1.78	206	6.57	1.96
Agriculture and rural development*	81	6.84	1.53	207	6.19	1.86
Trade and exports	69	6.12	1.84	159	5.57	2.07
Crime and violence	54	5.56	2.09	142	5.08	2.03
Natural resource management	71	6.32	1.89	183	6.26	4.11
Climate change	73	6.44	2.10	177	6.12	1.89
Poverty reduction*	87	6.87	1.92	196	6.03	1.97
Anti-corruption	60	5.58	2.25	163	5.19	2.21
Economic growth*	82	6.57	1.82	207	6.05	2.09
Disaster risk management*	72	6.58	1.96	189	6.02	1.93
Equality of opportunity	72	6.26	2.19	184	5.88	2.08
Information and communications technology*	64	6.80	1.86	191	5.94	1.91

*Significantly different between collaborators and non-collaborators

	Collaborating with the WBG			Not collaborating with the WBG		
	N	Mean	SD	N	Mean	SD
To what extent does the World Bank Group's work help to achieve development results in Nepal?	95	6.91	1.79	218	6.64	2.04

(1-To no degree at all, 10-To a very significant degree)

	Collaborating with the WBG			Not collaborating with the WBG		
	N	Mean	SD	N	Mean	SD
To what extent does the World Bank Group influence the development agenda in Nepal?*	103	6.89	1.74	239	6.38	2.04

(1-To no degree at all, 10-To a very significant degree) *Significantly different between collaborators and non-collaborators

**C. World Bank Group's Effectiveness and Results (continued)****To what extent do you agree with the following statements about the World Bank Group in Nepal?**

	Collaborating with the WBG			Not collaborating with the WBG		
	N	Mean	SD	N	Mean	SD
The World Bank Group's financial instruments meet the needs of Nepal*	103	6.90	1.76	247	6.06	1.95
The World Bank Group meets Nepal's needs for knowledge services*	100	6.95	1.73	239	6.36	1.93

(1- Strongly disagree, 10- Strongly agree) *Significantly different between collaborators and non-collaborators

How effectively does the World Bank Group support Nepal's efforts ... ? (1-Not effectively at all, 10-Very effectively)

	Collaborating with the WBG			Not collaborating with the WBG		
	N	Mean	SD	N	Mean	SD
To build stronger domestic resource mobilization systems in the Government	83	6.05	1.85	225	5.71	2.08
To develop better and stronger data collection/analytics systems within the Government	97	6.58	1.65	244	6.40	1.93
To strengthen the country's crisis preparedness	89	6.56	1.82	234	6.32	1.97
To identify and monitor risks	96	6.70	1.62	237	6.37	1.99

	Collaborating with the WBG			Not collaborating with the WBG		
	N	Mean	SD	N	Mean	SD
How effectively does the World Bank Group's SCD and CPF activities support Nepal's efforts to manage crisis related risks?*	55	6.84	1.95	94	6.04	2.15

(1-Not effectively at all, 10-Very effectively) *Significantly different between collaborators and non-collaborators

D. The World Bank Group's Knowledge Work and Activities**In Nepal, to what extent do you believe that the World Bank Group's knowledge work and activities: (1- To no degree at all, 10- To a very significant degree)**

	Collaborating with the WBG			Not collaborating with the WBG		
	N	Mean	SD	N	Mean	SD
Are timely*	94	6.49	1.76	222	5.93	2.04
Include appropriate level of stakeholder involvement during preparation*	86	6.76	1.76	219	5.96	1.90
Lead to practical solutions*	87	6.67	1.74	220	6.00	1.91
Are source of relevant information on global good practices	91	7.02	1.71	219	6.56	1.97
Are adequately disseminated	88	6.34	1.71	220	6.00	1.96
Are translated enough into local language	79	5.29	2.13	211	5.27	2.24
Are adaptable to Nepal's specific development challenges and country circumstances	92	6.54	1.73	213	6.09	2.02

*Significantly different between collaborators and non-collaborators

	Collaborating with the WBG			Not collaborating with the WBG		
	N	Mean	SD	N	Mean	SD
Overall, how significant a contribution do you believe the World Bank Group's knowledge work and activities make to development results in your country?*	100	7.12	1.85	257	6.58	2.12

(1- Not significant at all, 10- Very significant) *Significantly different between collaborators and non-collaborators

**D. The World Bank Group's Knowledge Work and Activities (continued)**

	Collaborating with the WBG			Not collaborating with the WBG		
	N	Mean	SD	N	Mean	SD
Overall, how would you rate the technical quality of the World Bank Group's knowledge work and activities?*	95	7.14	1.60	223	6.60	1.92

(1- Very low technical quality, 10- Very high technical quality) *Significantly different between collaborators and non-collaborators

E. Working with the World Bank Group

To what extent do you agree/disagree with the following statements? (1-Strongly disagree, 10-Strongly agree)

	Collaborating with the WBG			Not collaborating with the WBG		
	N	Mean	SD	N	Mean	SD
The World Bank Group disburses funds promptly*	84	6.29	2.07	184	5.46	2.23
The World Bank Group effectively monitors and evaluates the projects and programs it supports	99	6.93	1.91	227	6.48	2.05
The World Bank Group's approvals and reviews are done in a timely fashion*	91	7.00	1.90	218	6.47	1.93
The World Bank Group's Environmental and Social Framework requirements are reasonable*	93	7.01	1.89	214	6.53	1.96
The World Bank Group's conditions on its lending are reasonable*	86	6.52	1.79	196	5.94	1.97
The World Bank Group takes decisions quickly in Nepal	87	6.23	1.98	192	5.74	2.03
Working with the World Bank Group increases Nepal's institutional capacity*	99	7.40	1.90	236	6.93	1.92
Where country systems are adequate, the World Bank Group makes appropriate use of them*	91	7.23	2.01	193	6.63	2.06

*Significantly different between collaborators and non-collaborators

F. The future role of the World Bank Group in Nepal

Which of the following SHOULD the World Bank Group do to make itself of greater value in Nepal?

(Choose no more than TWO)

Percentage of Respondents (Responses combined)	Collaborating with the WBG	Not collaborating with the WBG
Increase the level of capacity development in the country	33.3%	28.7%
Engage more directly with beneficiaries	11.4%	6.4%
Improve the quality of its experts as related to Nepal's specific challenges	4.8%	8.5%
Engage more effectively with private sector	16.2%	13.1%
Offer more innovative knowledge services	6.7%	8.9%
Collaborate more effectively with Government clients	32.4%	41.1%
Engage more effectively with civil society	10.5%	14.5%
Engage more effectively with partners such as bilaterals, multilaterals, trust funds, UN	15.2%	16.0%
Work faster	5.7%	8.9%
Reduce the complexity of obtaining World Bank Group financing	17.1%	14.5%
Increase availability of Reimbursable Advisory Services (RAS)	1.9%	0.4%
Help to bring discipline/effective supervision to implementation of World Bank Group projects	5.7%	5.3%
Offer more innovative financial products	13.3%	7.1%
Ensure greater selectivity in its work	7.6%	6.4%
Provide more adequate data/knowledge/statistics/figures on Nepal's economy	9.5%	16.0%
Other*	5.7%	1.8%

*Significantly different between collaborators and non-collaborators



Appendix E: Responses to Selected Questions by Year¹⁸

All data presented in this appendix are weighted. As a result, means of the FY 2019 data and the total number of respondents indicated will be slightly different from the aggregated responses in Appendix A. Similarly, responses from FY 2016 respondents and the total number of respondents indicated may differ from those reported in the FY 2016 COS report.

- FY 2016 Number of comparable respondents = 294
- FY 2019 Number of comparable respondents = 390

By weighting, the FY 2016 and FY 2019 samples have the same stakeholder composition and thus are comparable. The weighted percentage of a stakeholder group is determined by the extent to which the World Bank Group interacts with them in the country and the percentage this group usually makes up in the past aggregated annual global data. The weighted stakeholder breakdown is presented below:

Percentage of Respondents	FY 2016	FY 2019
Office of the President/Prime Minister/Minister	5%	5%
Office of Parliamentarian	5%	5%
Government Institutions	24%	24%
Local Government	14%	14%
Bilateral/Multilateral Agencies	5%	5%
Civil Society	20%	20%
Private Sector	14%	14%
Academia/Research Institute/Think Tank	8%	8%
Media	5%	5%

B. Overall Attitudes toward the World Bank Group

	FY 2016			FY 2019		
	N	Mean	SD	N	Mean	SD
How familiar are you with the work of the World Bank Group in Nepal?	282	5.74	2.19	378	5.63	2.50

(1-Not familiar at all, 10-Extremely familiar)

	FY 2016			FY 2019		
	N	Mean	SD	N	Mean	SD
Overall, please rate your impression of the World Bank Group's effectiveness in Nepal.	269	6.15	2.18	342	6.22	2.20

(1-Not effective at all, 10-Very effective)

	FY 2016			FY 2019		
	N	Mean	SD	N	Mean	SD
To what extent do you believe the World Bank Group's staff is well prepared to help Nepal solve its most complicated development challenges?	248	6.01	1.97	308	6.13	2.16

(1-To no degree at all, 10-To a very significant degree)

¹⁸ Only those questions that were asked in the FY 2016 and FY 2019 country opinion surveys, with similar response scales/options, are presented in this appendix.

**B. Overall Attitudes toward the World Bank Group (continued)**

To what extent do you believe that the World Bank Group's work and support help the poorest in Nepal?

(Select only ONE response)

Percentage of Respondents	FY 2016	FY 2019
To a fully sufficient degree	4.6%	2.1%
To a somewhat sufficient degree	44.8%	53.4%
To a somewhat insufficient degree	30.2%	27.2%
To a very insufficient degree	14.6%	11.5%
Don't know	5.7%	5.8%

To what extent do you agree with the following statements about the World Bank Group's work in Nepal?

(1-Strongly disagree, 10-Strongly agree)

	FY 2016			FY 2019		
	N	Mean	SD	N	Mean	SD
Overall the World Bank Group currently plays a relevant role in development in Nepal	266	6.25	2.08	338	6.44	1.95
The World Bank Group's work is aligned with what I consider the development priorities for Nepal*	260	5.76	2.16	332	6.41	2.06

*Significantly different between FY2016 and FY2019

To what extent is the World Bank Group an effective development partner in Nepal, in terms of each of the following?

(1-To no degree at all, 10-To a very significant degree)

	FY 2016			FY 2019		
	N	Mean	SD	N	Mean	SD
Responsiveness to needs	245	5.93	1.93	332	6.01	1.92
Flexibility (in terms of the institution's products and services)	222	5.33	1.84	308	5.49	1.88
Flexibility (in terms of changing country circumstances)	227	5.51	1.83	308	5.83	1.92
Being inclusive	228	6.11	2.01	318	6.34	1.89
Openness (sharing data and other information)	234	6.18	2.23	310	6.37	1.96
Collaboration with the Government	243	6.89	1.95	323	7.08	1.86
The speed in which it gets things accomplished on the ground*	227	5.93	1.89	305	6.41	2.03
Helping to bring discipline/effective supervision to implementation of investment projects'				318	6.55	2.03
Collaboration with civil society	238	5.48	2.06	315	5.79	2.09
Staff accessibility	232	5.68	2.23	299	5.82	2.06
Collaboration with other donors and development partners	230	6.50	1.88	309	6.34	1.92
Collaboration with the private sector	220	5.68	2.00	297	5.76	1.98
Straightforwardness and honesty	229	6.64	2.06	298	6.61	1.92
Treating clients and stakeholders in Nepal with respect	235	6.59	2.07	314	6.76	1.90
Being a long-term partner	246	7.59	2.08	325	7.29	2.04

*Significantly different between FY2016 and FY2019

' Only FY 2019 questionnaire had this response option.



C. World Bank Group's Effectiveness and Results

How EFFECTIVE do you believe the World Bank Group is in terms of the work it does in the following areas of development in Nepal? (1-Not effective at all, 10-Very effective)

	FY 2016			FY 2019		
	N	Mean	SD	N	Mean	SD
Social protection	131	5.63	2.15	212	5.63	2.06
Gender equity	163	6.06	2.05	267	6.30	1.89
Private sector development*	171	6.23	2.23	258	5.60	1.99
Education	195	6.58	2.17	261	6.48	1.69
Public sector governance/reform	168	6.38	2.10	268	6.27	1.82
Global/regional integration	136	6.19	2.26	207	5.88	1.86
Food security	162	6.17	2.25	257	6.34	1.90
Urban development	189	6.29	2.09	271	6.50	1.82
Energy**	180	6.17	2.36	275	6.59	1.82
Water and sanitation	186	6.56	2.00	284	6.56	1.76
Pollution"				246	5.84	1.88
Job creation/employment	169	5.93	2.16	271	5.89	1.98
Health	179	6.38	2.15	259	6.45	1.73
Financial markets	138	6.09	2.12	234	6.40	1.83
Transport	201	6.92	2.05	280	6.83	1.87
Agriculture and rural development***	197	6.51	2.20	282	6.39	1.77
Trade and exports	137	5.86	2.06	224	5.76	1.97
Crime and violence"				190	5.19	2.00
Natural resource management	160	6.30	2.24	244	6.01	1.79
Climate change	163	6.21	2.16	244	6.13	1.99
Poverty reduction*	199	6.83	2.17	278	6.27	2.00
Anti-corruption*	156	5.83	2.41	218	5.22	2.25
Economic growth*	182	6.49	2.20	286	6.10	1.99
Disaster risk management****	173	6.37	2.31	254	6.10	2.00
Equality of opportunity	152	5.76	2.19	251	5.94	2.16
Information and communications technology	153	6.26	1.96	248	6.15	1.91

*Significantly different between FY2016 and FY2019

' In FY 2016, the category was "Energy/energy security"

" Only FY 2019 questionnaire had this response option.

*** In FY 2016, there were two categories related to agriculture and rural development: "Rural development" and "Agricultural development." A mean score of responses to these two categories was calculated and included in a separate variable that then was compared to FY 2019 "Agriculture, irrigation, and rural development" category.

**** In FY 2016, the category was "Disaster management"

	FY 2016			FY 2019		
	N	Mean	SD	N	Mean	SD
To what extent does the World Bank Group's work help to achieve development results in Nepal?	260	6.77	2.03	298	6.66	1.93

(1-To no degree at all, 10-To a very significant degree)

**C. World Bank Group's Effectiveness and Results (continued)****To what extent do you agree with the following statements about the World Bank Group in Nepal?***(1-Strongly disagree, 10-Strongly agree)*

	FY 2016			FY 2019		
	N	Mean	SD	N	Mean	SD
The World Bank Group's financial instruments meet the needs of Nepal	248	6.16	2.22	334	6.32	1.89
The World Bank Group meets Nepal's needs for knowledge services*	235	6.13	2.23	323	6.50	1.82

Significantly different between FY2016 and FY2019*D. The World Bank Group's Knowledge Work and Activities****How frequently do you consult World Bank Group's knowledge work and activities in the work you do?***

Percentage of Respondents	FY 2016	FY 2019
Weekly	3.9%	3.5%
Monthly	16.7%	10.7%
A few times a year	32.6%	27.2%
Rarely	35.7%	43.7%
Never	11.2%	14.9%

Significantly different between FY2016 and FY2019*In Nepal, to what extent do you believe that the World Bank Group's knowledge work and activities:***(1-To no degree at all, 10-To a very significant degree)*

	FY 2016			FY 2019		
	N	Mean	SD	N	Mean	SD
Are timely	213	6.13	2.01	306	6.14	1.89
Include appropriate level of stakeholder involvement during preparation	210	6.07	1.98	295	6.20	1.87
Lead to practical solutions	208	6.00	2.06	300	6.21	1.84
Are source of relevant information on global good practices	212	6.69	2.03	298	6.69	1.84
Are adequately disseminated	211	6.27	2.20	297	6.08	1.83
Are translated enough into local language	186	5.28	2.37	277	5.22	2.12
Are adaptable to Nepal's specific development challenges and country circumstances	211	6.24	2.17	295	6.30	1.85

	FY 2016			FY 2019		
	N	Mean	SD	N	Mean	SD
Overall, how significant a contribution do you believe the World Bank Group's knowledge work and activities make to development results in your country?	249	6.76	1.98	343	6.67	2.02
Overall, how would you rate the technical quality of the World Bank Group's knowledge work and activities?	245	6.94	1.89	306	6.64	1.79

(1-Not significant at all, 10-Very significant; 1-Very low technical quality, 10-Very high technical quality)

**E. Working with the World Bank Group**

To what extent do you agree/disagree with the following statements? (1-Strongly disagree, 10-Strongly agree)

	FY 2016			FY 2019		
	N	Mean	SD	N	Mean	SD
The World Bank Group disburses funds promptly	195	6.19	2.33	261	5.80	2.20
The World Bank Group effectively monitors and evaluates the projects and programs it supports	222	6.95	2.02	313	6.62	2.04
The World Bank Group's approvals and reviews are done in a timely fashion	215	6.80	2.01	298	6.55	2.00
The World Bank Group's Environmental and Social Framework requirements are reasonable ¹	189	6.50	2.00	296	6.58	1.98
The World Bank Group's conditions on its lending are reasonable	190	6.18	2.28	270	6.09	1.92
The World Bank Group takes decisions quickly in Nepal [*]	205	6.28	2.08	272	5.88	2.03
Working with the World Bank Group increases Nepal's institutional capacity	225	7.20	2.02	322	7.02	1.98
Where country systems are adequate, the World Bank Group makes appropriate use of them	193	6.83	1.90	277	6.86	2.02

^{*}Significantly different between FY2016 and FY2019

¹ In FY 2016, the category was "The World Bank Group's 'Safeguard Policy' requirements are reasonable".

F. The Future Role of the World Bank Group in Nepal

When considering the combination of services that the World Bank Group offers in Nepal, and taking into account its limited level of resources, which ONE of the following do you believe the World Bank Group should offer more of in Nepal?

(Select only ONE response)

Percentage of Respondents	FY 2016	FY 2019
Financial services	34.3%	36.3%
Knowledge products	14.3%	10.1%
Convening services	6.5%	12.8%
None of the above	2.0%	3.1%
The combination is appropriate for Nepal	39.2%	33.2%
Don't know	3.7%	4.5%



Appendix F: Indicator Questions as a Function of Exposure to the World Bank Group

Indicator Question	Currently, do you professionally collaborate/work with the World Bank Group in your country?		Which of the following describes most of your exposure to the World Bank Group in Nepal? (Choose no more than TWO)									
	Not collaborating with the WBG	Collaborating with the WBG	Observer		Use WBG reports/data		Engage in WBG activities		Collaborate		Use WBG website	
			No Mean	Yes Mean	No Mean	Yes Mean	No Mean	Yes Mean	No Mean	Yes Mean	No Mean	Yes Mean
To what extent do you trust The World Bank Group to do what is right?	6.29	6.93	6.55	6.28	6.46	6.56	6.40	6.69	6.51	6.46	6.43	6.61
Overall, please rate your impression of the World Bank Group's effectiveness in Nepal.	5.97	7.09	6.48	5.91	6.32	6.46	6.34	6.44	6.31	6.54	6.36	6.41
Overall the World Bank Group currently plays a relevant role in development in Nepal	6.24	6.95	6.62	6.16	6.47	6.63	6.44	6.70	6.45	6.77	6.51	6.57
The World Bank Group's work is aligned with what I consider the development priorities for Nepal	6.27	6.95	6.58	6.55	6.65	6.45	6.58	6.56	6.46	6.85	6.48	6.72
Responsiveness to needs	5.73	6.47	6.11	5.50	5.97	6.05	5.97	6.07	5.90	6.28	5.97	6.05
Flexibility (in terms of the institution's products and services)	5.34	5.97	5.62	5.56	5.47	5.81	5.68	5.47	5.60	5.62	5.61	5.60
Flexibility (in terms of changing country circumstances)	5.64	6.23	5.88	5.61	5.77	5.92	5.86	5.77	5.81	5.88	5.70	6.02
Being inclusive	6.20	6.64	6.44	5.91	6.22	6.54	6.29	6.46	6.35	6.36	6.27	6.47
Openness (sharing data and other information)	6.16	6.85	6.52	6.08	6.33	6.61	6.35	6.60	6.44	6.43	6.39	6.51
Collaboration with the Government	7.00	7.39	7.24	6.73	7.00	7.37	7.10	7.23	7.16	7.12	7.14	7.16
The speed in which it gets things accomplished on the ground	6.24	6.73	6.52	5.78	6.28	6.56	6.28	6.58	6.38	6.42	6.37	6.42
Helping to bring discipline/effective supervision to implementation of investment projects	6.43	6.82	6.63	6.47	6.48	6.77	6.65	6.50	6.53	6.77	6.61	6.58
Collaboration with civil society	5.70	6.05	5.88	5.63	5.74	5.97	5.88	5.76	5.86	5.76	5.80	5.89
Staff accessibility	5.59	6.36	5.87	5.61	5.82	5.83	5.77	5.91	5.80	5.87	5.74	5.93
Collaboration with other donors and development partners	6.24	6.62	6.44	6.00	6.20	6.60	6.34	6.39	6.39	6.28	6.24	6.54
Collaboration with the private sector	5.63	6.16	5.89	5.43	5.61	6.09	5.81	5.81	5.84	5.73	5.81	5.81
Straightforwardness and honesty	6.41	7.01	6.72	6.14	6.53	6.75	6.49	6.86	6.55	6.81	6.58	6.68
Treating clients and stakeholders in Nepal with respect	6.62	7.27	6.86	6.69	6.71	7.02	6.76	6.96	6.81	6.89	6.85	6.80
Being a long-term partner	7.14	7.67	7.36	6.76	7.22	7.31	7.21	7.32	7.19	7.44	7.18	7.37
To what extent does the World Bank Group's work help to achieve development results in Nepal?	6.64	6.91	6.88	6.30	6.72	6.86	6.77	6.78	6.74	6.86	6.69	6.91
To what extent does the World Bank Group influence the development agenda in Nepal?	6.38	6.89	6.72	5.87	6.46	6.70	6.56	6.55	6.47	6.77	6.49	6.66
The World Bank Group's financial instruments meet the needs of Nepal	6.06	6.90	6.44	6.06	6.25	6.55	6.34	6.42	6.31	6.52	6.36	6.38
The World Bank Group meets Nepal's needs for knowledge services	6.36	6.95	6.59	6.32	6.46	6.67	6.55	6.51	6.50	6.63	6.43	6.70
The World Bank Group's knowledge work and activities are adaptable to Nepal's specific development challenges and country circumstances	6.09	6.54	6.28	6.06	6.19	6.31	6.24	6.25	6.21	6.32	6.19	6.32
Overall, how significant a contribution do you believe the World Bank Group's knowledge work and activities make to development results in your country?	6.58	7.12	6.80	6.64	6.60	7.01	6.94	6.45	6.77	6.75	6.66	6.93
Overall, how would you rate the technical quality of the World Bank Group's knowledge work and activities?	6.60	7.14	6.81	6.72	6.67	6.98	6.86	6.68	6.73	6.96	6.78	6.82
The World Bank Group takes decisions quickly in Nepal	5.74	6.23	6.03	5.70	5.86	6.13	6.01	5.90	5.95	6.04	5.99	5.95
Where country systems are adequate, the World Bank Group makes appropriate use of them	6.63	7.34	6.90	6.63	6.79	6.93	6.96	6.65	6.77	7.08	6.77	6.97

Yellow highlight indicates significant difference between Yes and No means.

Appendix G: Nepal FY19 COS Questionnaire



World Bank Group Country Survey FY 2019 – Nepal

The World Bank Group is interested in gauging the views of clients and partners who are either involved in development in Nepal or who observe activities related to social and economic development. The following survey will give the World Bank Group's team that works in Nepal, greater insight into how the Bank's work is perceived. This is one tool the World Bank Group uses to assess the views of its stakeholders, and to develop more effective strategies that support development in Nepal.

A local independent firm has been hired to oversee the logistics of this survey. This ensures anonymity and confidentiality. We hope you'll be candid.

Finally, the survey relates to the World Bank Group's work. The World Bank Group consists of IBRD, IDA, IFC, MIGA, and ICSID. When responding to the survey, please consider the area of the World Bank Group with which you are most familiar.

To complete the survey, please circle/check the response that most accurately reflects your opinion. If you prefer not to answer a question, please leave it blank. If you feel that you do not have an adequate amount of information on a subject, please check "Don't know".

PLEASE NOTE: IN SOME CASES THE SURVEY WILL ASK FOR A SPECIFIC NUMBER OF RESPONSES. PLEASE DO NOT CHOOSE ANY MORE THAN REQUESTED. IF MORE RESPONSES ARE CHOSEN, DATA CANNOT BE INCLUDED IN ANALYSIS.

SECTION A: GENERAL ISSUES FACING NEPAL

A1. When you think about the future in Nepal, are you ... ?	
1	Very pessimistic
2	Somewhat pessimistic
3	Somewhat optimistic
4	Very optimistic
5	Not sure

A2. Do you think that economic opportunity for citizens in Nepal is ... ?	
1	Increasing
2	Decreasing
3	Staying about the same

A3. Listed below are a number of development priorities in Nepal.			
Please identify which of the following you consider the most important development priorities in Nepal. (Choose no more than THREE)			
1	Energy	14	Information and communications technology
2	Water and sanitation	15	Economic growth
3	Pollution	16	Disaster risk management
4	Job creation/employment	17	Equality of opportunity (i.e., social inclusion)
5	Health	18	Financial markets
6	Public sector governance/reform (i.e., government effectiveness, public financial management, public expenditure, fiscal system reform)	19	Natural resource management (renewables)
7	Social protection (e.g., pensions, targeted social assistance)	20	Transport (e.g., roads, bridges, transportation)
8	Gender equity (closing the gap between women and men, and boys and girls)	21	Agriculture and rural development
9	Private sector development	22	Trade and exports
10	Education	23	Crime and violence
11	Global/regional integration	24	Climate change (e.g., mitigation, adaptation)
12	Food security	25	Poverty reduction
13	Urban development	26	Anti-corruption

SECTION A: GENERAL ISSUES

A4. Poverty reduction is a broad term that encompasses work in many different areas.			
Which THREE areas of development listed below do you believe would contribute most to reducing poverty in Nepal? (Choose no more than THREE)			
1	Social protection (e.g., pensions, targeted social assistance)	14	Public sector governance/reform (i.e., government effectiveness, public financial management, public expenditure, fiscal system reform)
2	Agriculture and rural development	15	Gender equity (closing the gap between women and men, and boys and girls)
3	Trade and exports	16	Private sector development
4	Crime and violence	17	Education
5	Climate change (e.g., mitigation, adaptation)	18	Global/regional integration
6	Transport (e.g., roads, bridges, transportation)	19	Food security
7	Economic growth	20	Water and sanitation
8	Disaster risk management	21	Pollution
9	Equality of opportunity (i.e., social inclusion)	22	Job creation/employment
10	Natural resource management (renewables)	23	Health
11	Information and communications technology	24	Financial markets
12	Energy	25	Urban development
13	Anti-corruption		

A5. When economic and/or social reform efforts fail or are slow to take place in Nepal, which of the following would you attribute this to? (Choose no more than TWO)	
1	Poor coordination within the government
2	Inadequate level of government accountability
3	Inadequate level of capacity in the government
4	Corruption
5	Political pressures and obstacles
6	Inadequate level of private sector participation
7	Inadequate level of citizen/civil society participation
8	Inadequate level of donor coordination
9	Reforms are not well thought out in light of country challenges
10	Other (please specify): _____

SECTION A: GENERAL ISSUES

A6. To what extent do you trust each of the following groups to do what is right?													
		To no degree at all					To a very significant degree					Don't know	
		1	2	3	4	5	6	7	8	9	10		
1	The national/federal government	1	2	3	4	5	6	7	8	9	10	<input type="checkbox"/>	
2	Bilateral organizations (e.g., DFID, JICA, GIZ, USAID)	1	2	3	4	5	6	7	8	9	10	<input type="checkbox"/>	
3	The World Bank Group	1	2	3	4	5	6	7	8	9	10	<input type="checkbox"/>	
4	The International Monetary Fund	1	2	3	4	5	6	7	8	9	10	<input type="checkbox"/>	
5	UN	1	2	3	4	5	6	7	8	9	10	<input type="checkbox"/>	
6	Regional development banks	1	2	3	4	5	6	7	8	9	10	<input type="checkbox"/>	
7	Nepal Rastra Bank (Central Bank)	1	2	3	4	5	6	7	8	9	10	<input type="checkbox"/>	
8	International private sector	1	2	3	4	5	6	7	8	9	10	<input type="checkbox"/>	
9	Domestic private sector	1	2	3	4	5	6	7	8	9	10	<input type="checkbox"/>	
10	International civil society (e.g., NGOs, CBOs)	1	2	3	4	5	6	7	8	9	10	<input type="checkbox"/>	
11	Domestic civil society (e.g., NGOs, CBOs)	1	2	3	4	5	6	7	8	9	10	<input type="checkbox"/>	
12	Domestic traditional media and their web presence (e.g., newspapers, TV stations, radio)	1	2	3	4	5	6	7	8	9	10	<input type="checkbox"/>	
13	International media and their web presence	1	2	3	4	5	6	7	8	9	10	<input type="checkbox"/>	
14	Web based media (i.e., blogs, social media, other web-based news and information sources)	1	2	3	4	5	6	7	8	9	10	<input type="checkbox"/>	

A7. Please describe the direction Nepal is moving in, when considering ... ?						
		Getting much worse	Getting somewhat worse	Staying the same	Getting somewhat better	Getting much better
1	Human development (e.g., health, education, and social protection)	<input type="checkbox"/>	<input type="checkbox"/>	<input type="checkbox"/>	<input type="checkbox"/>	<input type="checkbox"/>
2	Equal opportunity for girls and boys, men and women	<input type="checkbox"/>	<input type="checkbox"/>	<input type="checkbox"/>	<input type="checkbox"/>	<input type="checkbox"/>
3	Growing Nepal's economy in a way that leads to jobs and employment	<input type="checkbox"/>	<input type="checkbox"/>	<input type="checkbox"/>	<input type="checkbox"/>	<input type="checkbox"/>
4	The gap between the rich and the poor	<input type="checkbox"/>	<input type="checkbox"/>	<input type="checkbox"/>	<input type="checkbox"/>	<input type="checkbox"/>
5	Making government more effective	<input type="checkbox"/>	<input type="checkbox"/>	<input type="checkbox"/>	<input type="checkbox"/>	<input type="checkbox"/>
6	Anti-corruption	<input type="checkbox"/>	<input type="checkbox"/>	<input type="checkbox"/>	<input type="checkbox"/>	<input type="checkbox"/>
7	Attracting new sources of foreign investment	<input type="checkbox"/>	<input type="checkbox"/>	<input type="checkbox"/>	<input type="checkbox"/>	<input type="checkbox"/>

SECTION A: GENERAL ISSUES

A8. Listed below are global challenges. Which do you think have the most serious impact on Nepal? (Choose no more than TWO)

1	Terrorism	6	Environmental degradation
2	Jobs/employment	7	Technology based disruption
3	Climate change	8	The gap between the rich and the poor
4	Migrants and refugees	9	Fragility in Nepal or neighboring countries
5	Trade constraints	10	Geo political uncertainty

A9. When thinking about development efforts in Nepal, do you think that civil society (e.g., NGOs, CBOs) should ... ?

1	Engage significantly less
2	Engage somewhat less
3	Engage somewhat more
4	Engage significantly more
5	Engage at the same level it does currently
6	Don't know

A10. To what extent do you trust domestic private sector to engage in public service delivery in Nepal?

1	To a very low degree
2	To a somewhat low degree
3	To a somewhat high degree
4	To a very high degree
5	Don't know

A11. To what extent do you trust international private sector to engage in public service delivery in Nepal?

1	To a very low degree
2	To a somewhat low degree
3	To a somewhat high degree
4	To a very high degree
5	Don't know

**SECTION B: OVERALL ATTITUDES TOWARD THE WORLD BANK GROUP**

B1. How familiar are you with the work of the World Bank Group in Nepal?									
1	2	3	4	5	6	7	8	9	10
Not familiar at all									Extremely familiar

B2. Overall, please rate your impression of the World Bank Group's effectiveness in Nepal.										
1	2	3	4	5	6	7	8	9	10	<input type="checkbox"/>
Not effective at all									Very effective	Don't know

B3. To what extent do you believe the World Bank Group's staff is well prepared (e.g., skills and knowledge) to help Nepal solve its most complicated development challenges?										
1	2	3	4	5	6	7	8	9	10	<input type="checkbox"/>
To no degree at all									To a very significant degree	Don't know

B4. When thinking about how the World Bank Group can have the most impact on development results in Nepal, in which sectors do you believe the World Bank Group should focus most of its resources (financial and knowledge services) in Nepal? (Choose no more than THREE)			
1	Gender equity (closing the gap between women and men, and boys and girls)	14	Agriculture and rural development
2	Private sector development	15	Trade and exports
3	Education	16	Crime and violence
4	Public sector governance/reform (i.e., government effectiveness, public financial management, public expenditure, fiscal system reform)	17	Natural resource management (renewables)
5	Global/regional integration	18	Climate change (e.g., mitigation, adaptation)
6	Food security	19	Poverty reduction
7	Energy	20	Anti-corruption
8	Water and sanitation	21	Economic growth
9	Pollution	22	Disaster risk management
10	Job creation/employment	23	Equality of opportunity (i.e., social inclusion)
11	Health	24	Urban development
12	Financial markets	25	Information and communications technology
13	Social protection (e.g., pensions, targeted social assistance)	26	Transport (e.g., roads, bridges, transportation)

SECTION B: OVERALL ATTITUDES TOWARD THE WORLD BANK GROUP

B5. When thinking about the World Bank Group's role, which activity do you believe is of greatest VALUE and which activity is of second greatest value in Nepal?			
		Greatest Value (Choose only ONE)	Second Greatest Value (Choose only ONE)
1	Bringing together different groups of stakeholders	<input type="checkbox"/>	<input type="checkbox"/>
2	Capacity development related to World Bank Group supported projects	<input type="checkbox"/>	<input type="checkbox"/>
3	Technical assistance	<input type="checkbox"/>	<input type="checkbox"/>
4	Policy advice, studies, analyses	<input type="checkbox"/>	<input type="checkbox"/>
5	Financial resources	<input type="checkbox"/>	<input type="checkbox"/>
6	Data and statistics	<input type="checkbox"/>	<input type="checkbox"/>
7	Promoting knowledge sharing	<input type="checkbox"/>	<input type="checkbox"/>
8	Implementation support	<input type="checkbox"/>	<input type="checkbox"/>
9	Mobilizing third party financial resources	<input type="checkbox"/>	<input type="checkbox"/>
10	Donor coordination	<input type="checkbox"/>	<input type="checkbox"/>
11	Other (please specify): _____	<input type="checkbox"/>	<input type="checkbox"/>

B6. Which of the following do you identify as the World Bank Group's greatest WEAKNESSES in its work in Nepal? (Choose no more than TWO)	
1	World Bank Group's processes too slow and complex
2	Not adequately flexible
3	Not sufficiently focused on sustainable results
4	Not collaborating enough with civil society (e.g., NGOs, CBOs)
5	Not enough public disclosure of its work
6	Arrogant in its approach
7	Inadequate World Bank Group's staffing in Nepal
8	Not willing to honestly criticize policies and reform efforts in the country
9	Staff too inaccessible
10	Not collaborating enough with private sector
11	Not collaborating enough with partners such as bilaterals, multilaterals, trust funds, UN
12	Not aligned with country priorities
13	Not adequately sensitive to political/social realities in Nepal
14	Too influenced by developed countries
15	Other (please specify): _____
16	Don't know

SECTION B: OVERALL ATTITUDES TOWARD THE WORLD BANK GROUP

B7. To what extent do you believe that the World Bank Group's work and support help the poorest in Nepal? (Select only ONE response)

1	To a fully sufficient degree
2	To a somewhat sufficient degree
3	To a somewhat insufficient degree
4	To a very insufficient degree
5	Don't know

B8. From your perspective, which of the following best describes the World Bank Group's current emphasis on investing in human capital (e.g., education, health, social protection)?

1	Increased its emphasis recently
2	Decreased its emphasis recently
3	Emphasis has remained pretty consistent over time
4	Don't know

B9. In addition to the regular relations with the national government, which TWO of the following groups should the World Bank Group collaborate with more in your country? (Choose no more than TWO)

1	Local government	7	Media
2	Private sector	8	Foundations
3	Beneficiaries	9	Academia/think tanks/research institutes
4	Youth/university groups	10	Parliament
5	Donor community	11	Other (please specify): _____
6	NGOs/Community Based Organizations	12	Don't know

To what extent do you agree with the following statements about the World Bank Group's work in Nepal?

		Strongly disagree										Strongly agree	Don't know
B10	Overall the World Bank Group currently plays a relevant role in development in Nepal	1	2	3	4	5	6	7	8	9	10		<input type="checkbox"/>
B11	The World Bank Group's work is aligned with what I consider the development priorities for Nepal	1	2	3	4	5	6	7	8	9	10		<input type="checkbox"/>

SECTION B: OVERALL ATTITUDES TOWARD THE WORLD BANK GROUP

To what extent is the World Bank Group an effective development partner in Nepal, in terms of each of the following?												
		To no degree at all					To a very significant degree					Don't know
		1	2	3	4	5	6	7	8	9	10	
B12	Responsiveness to needs	1	2	3	4	5	6	7	8	9	10	<input type="checkbox"/>
B13	Flexibility (in terms of the institution's products and services)	1	2	3	4	5	6	7	8	9	10	<input type="checkbox"/>
B14	Flexibility (in terms of changing country circumstances)	1	2	3	4	5	6	7	8	9	10	<input type="checkbox"/>
B15	Being inclusive	1	2	3	4	5	6	7	8	9	10	<input type="checkbox"/>
B16	Openness (sharing data and other information)	1	2	3	4	5	6	7	8	9	10	<input type="checkbox"/>
B17	Collaboration with the Government	1	2	3	4	5	6	7	8	9	10	<input type="checkbox"/>
B18	The speed in which it gets things accomplished on the ground	1	2	3	4	5	6	7	8	9	10	<input type="checkbox"/>
B19	Helping to bring discipline/effective supervision to implementation of investment projects	1	2	3	4	5	6	7	8	9	10	<input type="checkbox"/>
B20	Collaboration with civil society	1	2	3	4	5	6	7	8	9	10	<input type="checkbox"/>
B21	Staff accessibility	1	2	3	4	5	6	7	8	9	10	<input type="checkbox"/>
B22	Collaboration with other donors and development partners	1	2	3	4	5	6	7	8	9	10	<input type="checkbox"/>
B23	Collaboration with the private sector	1	2	3	4	5	6	7	8	9	10	<input type="checkbox"/>
B24	Straightforwardness and honesty	1	2	3	4	5	6	7	8	9	10	<input type="checkbox"/>
B25	Treating clients and stakeholders in Nepal with respect	1	2	3	4	5	6	7	8	9	10	<input type="checkbox"/>
B26	Being a long-term partner	1	2	3	4	5	6	7	8	9	10	<input type="checkbox"/>

SECTION C: WORLD BANK GROUP'S EFFECTIVENESS AND RESULTS

C1. How EFFECTIVE do you believe the World Bank Group is in terms of the work it does in the following areas of development in Nepal? *(If you have NO exposure to/experience in working in any of the sectors listed below, please respond "Don't know")*

		Not effective at all										Very effective	Don't know
		1	2	3	4	5	6	7	8	9	10		
1	Social protection (e.g., pensions, targeted social assistance)	1	2	3	4	5	6	7	8	9	10	<input type="checkbox"/>	
2	Gender equity (closing the gap between women and men, and boys and girls)	1	2	3	4	5	6	7	8	9	10	<input type="checkbox"/>	
3	Private sector development	1	2	3	4	5	6	7	8	9	10	<input type="checkbox"/>	
4	Education	1	2	3	4	5	6	7	8	9	10	<input type="checkbox"/>	
5	Public sector governance/reform (i.e., government effectiveness, public financial management, public expenditure, fiscal system reform)	1	2	3	4	5	6	7	8	9	10	<input type="checkbox"/>	
6	Global/regional integration	1	2	3	4	5	6	7	8	9	10	<input type="checkbox"/>	
7	Food security	1	2	3	4	5	6	7	8	9	10	<input type="checkbox"/>	
8	Urban development	1	2	3	4	5	6	7	8	9	10	<input type="checkbox"/>	
9	Energy	1	2	3	4	5	6	7	8	9	10	<input type="checkbox"/>	
10	Water and sanitation	1	2	3	4	5	6	7	8	9	10	<input type="checkbox"/>	
11	Pollution	1	2	3	4	5	6	7	8	9	10	<input type="checkbox"/>	
12	Job creation/employment	1	2	3	4	5	6	7	8	9	10	<input type="checkbox"/>	
13	Health	1	2	3	4	5	6	7	8	9	10	<input type="checkbox"/>	
14	Financial markets	1	2	3	4	5	6	7	8	9	10	<input type="checkbox"/>	
15	Transport (e.g., roads, bridges, transportation)	1	2	3	4	5	6	7	8	9	10	<input type="checkbox"/>	
16	Agriculture and rural development	1	2	3	4	5	6	7	8	9	10	<input type="checkbox"/>	
17	Trade and exports	1	2	3	4	5	6	7	8	9	10	<input type="checkbox"/>	
18	Crime and violence	1	2	3	4	5	6	7	8	9	10	<input type="checkbox"/>	
19	Natural resource management (renewables)	1	2	3	4	5	6	7	8	9	10	<input type="checkbox"/>	
20	Climate change (e.g., mitigation, adaptation)	1	2	3	4	5	6	7	8	9	10	<input type="checkbox"/>	
21	Poverty reduction	1	2	3	4	5	6	7	8	9	10	<input type="checkbox"/>	
22	Anti-corruption	1	2	3	4	5	6	7	8	9	10	<input type="checkbox"/>	
23	Economic growth	1	2	3	4	5	6	7	8	9	10	<input type="checkbox"/>	
24	Disaster risk management	1	2	3	4	5	6	7	8	9	10	<input type="checkbox"/>	
25	Equality of opportunity (i.e., social inclusion)	1	2	3	4	5	6	7	8	9	10	<input type="checkbox"/>	
26	Information and communications technology	1	2	3	4	5	6	7	8	9	10	<input type="checkbox"/>	

C2. To what extent does the World Bank Group's work help to achieve development results in Nepal?

1	2	3	4	5	6	7	8	9	10	<input type="checkbox"/>
To no degree at all									To a very significant degree	Don't know

SECTION C: WORLD BANK GROUP'S EFFECTIVENESS AND RESULTS

C3. To what extent does the World Bank Group influence the development agenda in Nepal?												
1	2	3	4	5	6	7	8	9	10	<input type="checkbox"/>		
To no degree at all									To a very significant degree		Don't know	

To what extent do you agree with the following statements about the World Bank Group in Nepal?												
		Strongly disagree								Strongly agree		Don't know
C4	The World Bank Group's financial instruments (i.e., investment lending, Development Policy Loan, Trust Funds, Program-for-Results, etc.) meet the needs of Nepal	1	2	3	4	5	6	7	8	9	10	<input type="checkbox"/>
C5	The World Bank Group meets Nepal's needs for knowledge services (e.g., research, analysis, data, technical assistance)	1	2	3	4	5	6	7	8	9	10	<input type="checkbox"/>

C6. As part of IDA18, the World Bank Group has expanded (or developed) a number of financial instruments to respond to challenges in IDA countries. These include the Crisis Response Window (CRW), Pandemic Emergency Finance Facility (PEF), Catastrophe Deferred Draw Down Option (CAT-DDO), and the Private Sector Window (PSW). In general, how familiar are you with these new or expanded financial instruments in Nepal? (Select only ONE response)	
1	Very familiar
2	Somewhat familiar
3	Somewhat unfamiliar
4	Very unfamiliar
5	Don't know

How effectively does the World Bank Group support Nepal's efforts ... ?												
		Not effectively at all								Very effectively		Don't know
C7	To build stronger domestic resource mobilization systems in the Government (e.g., tax collection)	1	2	3	4	5	6	7	8	9	10	<input type="checkbox"/>
C8	To develop better and stronger data collection/analytics systems within the Government	1	2	3	4	5	6	7	8	9	10	<input type="checkbox"/>
C9	To strengthen the country's crisis preparedness	1	2	3	4	5	6	7	8	9	10	<input type="checkbox"/>
C10	To identify and monitor risks	1	2	3	4	5	6	7	8	9	10	<input type="checkbox"/>

C11. How effectively does the World Bank Group's SCD and CPF activities support Nepal's efforts to manage crisis related risks? [Please only respond if you are familiar with the WBG's Systematic Country Diagnosis (SCD) and Country Partnership Framework (CPF)]												
1	2	3	4	5	6	7	8	9	10	<input type="checkbox"/>		
Not effectively at all									Very effectively		Don't know	

SECTION D: THE WORLD BANK GROUP'S KNOWLEDGE WORK AND ACTIVITIES (i.e., ANALYSIS, STUDIES, RESEARCH, DATA, REPORTS, CONFERENCES)

D1. How frequently do you consult World Bank Group's knowledge work and activities in the work you do?	
1	Weekly
2	Monthly
3	A few times a year
4	Rarely
5	Never

In Nepal, to what extent do you believe that the World Bank Group's knowledge work and activities:													
		To no degree at all					To a very significant degree					Don't know	
D2	Are timely	1	2	3	4	5	6	7	8	9	10	<input type="checkbox"/>	
D3	Include appropriate level of stakeholder involvement during preparation	1	2	3	4	5	6	7	8	9	10	<input type="checkbox"/>	
D4	Lead to practical solutions	1	2	3	4	5	6	7	8	9	10	<input type="checkbox"/>	
D5	Are source of relevant information on global good practices	1	2	3	4	5	6	7	8	9	10	<input type="checkbox"/>	
D6	Are adequately disseminated	1	2	3	4	5	6	7	8	9	10	<input type="checkbox"/>	
D7	Are translated enough into local language	1	2	3	4	5	6	7	8	9	10	<input type="checkbox"/>	
D8	Are adaptable to Nepal's specific development challenges and country circumstances	1	2	3	4	5	6	7	8	9	10	<input type="checkbox"/>	

D9. Overall, how significant a contribution do you believe the World Bank Group's knowledge work and activities make to development results in your country?													
1	2	3	4	5	6	7	8	9	10	<input type="checkbox"/>			
Not significant at all									Very significant		Don't know		

D10. Overall, how would you rate the technical quality of the World Bank Group's knowledge work and activities?													
1	2	3	4	5	6	7	8	9	10	<input type="checkbox"/>			
Very low technical quality									Very high technical quality		Don't know		

SECTION E: WORKING WITH THE WORLD BANK GROUP

To what extent do you agree/disagree with the following statements?													
		Strongly disagree										Strongly agree	Don't know
		1	2	3	4	5	6	7	8	9	10		
E1	The World Bank Group disburses funds promptly											<input type="checkbox"/>	
E2	The World Bank Group effectively monitors and evaluates the projects and programs it supports											<input type="checkbox"/>	
E3	The World Bank Group's approvals and reviews are done in a timely fashion											<input type="checkbox"/>	
E4	The World Bank Group's Environmental and Social Framework requirements are reasonable											<input type="checkbox"/>	
E5	The World Bank Group's conditions on its lending are reasonable											<input type="checkbox"/>	
E6	The World Bank Group takes decisions quickly in Nepal											<input type="checkbox"/>	
E7	Working with the World Bank Group increases Nepal's institutional capacity											<input type="checkbox"/>	
E8	Where country systems (e.g., procurement, financial management, etc.) are adequate, the World Bank Group makes appropriate use of them											<input type="checkbox"/>	

SECTION F: THE FUTURE ROLE OF THE WORLD BANK GROUP IN NEPAL

F1. Which of the following SHOULD the World Bank Group do to make itself of greater value in Nepal? (Choose no more than TWO)

1	Increase the level of capacity development in the country
2	Engage more directly with beneficiaries
3	Improve the quality of its experts as related to Nepal's specific challenges
4	Engage more effectively with private sector
5	Offer more innovative knowledge services
6	Collaborate more effectively with Government clients (e.g., national, state, local)
7	Engage more effectively with civil society (e.g., NGOs, CBOs)
8	Engage more effectively with partners such as bilaterals, multilaterals, trust funds, UN
9	Work faster
10	Reduce the complexity of obtaining World Bank Group financing
11	Increase availability of Reimbursable Advisory Services (RAS)
12	Help to bring discipline/effective supervision to implementation of World Bank Group projects
13	Offer more innovative financial products
14	Ensure greater selectivity in its work
15	Provide more adequate data/knowledge/statistics/figures on Nepal's economy
16	Other (please specify): _____

F2. When considering the combination of services that the World Bank Group offers in Nepal, and taking into account its limited level of resources, which ONE of the following do you believe the World Bank Group should offer more of in Nepal? (Select only ONE response)

1	Financial services
2	Knowledge products
3	Convening services
4	None of the above
5	The combination is appropriate for Nepal
6	Don't know

SECTION G: COMMUNICATION AND INFORMATION SHARING

G1. How frequently do you interact with the World Bank Group now in Nepal?	
1	Never
2	Less than once a year
3	Once a year to a few times a year
4	Less than once a month
5	At least once a month
6	At least once a week

G2. How do you get most of your information about economic and social development issues in Nepal? (Choose no more than TWO)			
1	Local radio	6	Internet
2	International radio	7	Periodicals
3	Social media (e.g., blogs, Facebook, Twitter, YouTube, Flickr)	8	International television
4	International newspapers	9	Local newspapers
5	Local television	10	Other (please specify): _____

G3. How would you prefer to receive information from the World Bank Group? (Choose no more than TWO)			
1	World Bank Group's publications and other written materials	4	Direct contact with World Bank Group (i.e., face to face meetings/discussions)
2	e-Newsletters	5	World Bank Group's website
3	World Bank Group's seminars/workshops/conferences	6	Social media (e.g., blogs, Facebook, Twitter, YouTube, Flickr)

G4. Which Internet connection do you use primarily when visiting a World Bank Group website?	
1	High speed/WiFi
2	Dial-up

G5. Over the past SIX MONTHS, on average how often did you do any of the following related to the World Bank Group (WBG)?					
		Every few days	Every few weeks	Every few months	Not at all
1	Read, viewed or heard a story about the WBG in local media (newspaper, magazine, TV, radio)	<input type="checkbox"/>	<input type="checkbox"/>	<input type="checkbox"/>	<input type="checkbox"/>
2	Read, viewed or heard a story about the WBG in global media (newspaper, magazine, TV, radio)	<input type="checkbox"/>	<input type="checkbox"/>	<input type="checkbox"/>	<input type="checkbox"/>
3	Interacted with the WBG on Social Media (e.g. read a post or tweet, liked, commented, shared, retweeted)	<input type="checkbox"/>	<input type="checkbox"/>	<input type="checkbox"/>	<input type="checkbox"/>
4	Visited a WBG website (e.g. read a blog, used data)	<input type="checkbox"/>	<input type="checkbox"/>	<input type="checkbox"/>	<input type="checkbox"/>
5	Attended an event/conference hosted by the WBG	<input type="checkbox"/>	<input type="checkbox"/>	<input type="checkbox"/>	<input type="checkbox"/>
6	Watched a webinar or online event hosted by the WBG	<input type="checkbox"/>	<input type="checkbox"/>	<input type="checkbox"/>	<input type="checkbox"/>
7	Read some or all of a WBG research paper or publication	<input type="checkbox"/>	<input type="checkbox"/>	<input type="checkbox"/>	<input type="checkbox"/>
8	Met professionally with WBG staff	<input type="checkbox"/>	<input type="checkbox"/>	<input type="checkbox"/>	<input type="checkbox"/>

SECTION H: BACKGROUND INFORMATION

H1. Which of the following best describes your current affiliation? (Select only ONE response)			
1	Office of the President, Prime Minister	11	Private Foundation
2	Office of Minister	12	NGO/Community Based Organization
3	Office of Parliamentarian	13	Media (press, radio, TV, web, etc.)
4	Employee of a Ministry, Ministerial Department or Implementation Agency	14	Independent Government Institution (i.e., Regulatory Agency, Central Bank/oversight institution)
5	Project Management Unit (PMU) overseeing implementation of project/ Consultant/Contractor working on World Bank Group supported project/program	15	Trade Union
6	Local Government Office or Staff	16	Youth Group
7	Bilateral Agency	17	Academia/Research Institute/Think Tank
8	Multilateral Agency	18	Judiciary Branch
9	Private Sector Organization	19	Other (please specify): _____
10	Financial Sector/Private Bank		

H2. Please identify the primary specialization of your work. (Select only ONE response)			
1	Water	12	Gender
2	Social protection and labor	13	Transport and ICT
3	Fragility, conflict and violence	14	Urban, rural, and social development
4	Environment and natural resources	15	Governance
5	Public-private partnerships	16	Poverty
6	Education	17	Jobs
7	Health, nutrition, and population	18	Agriculture
8	Energy and extractives	19	Climate change
9	Macroeconomics and fiscal management	20	Generalist (specialized in multiple sectors)
10	Trade and competitiveness	21	Other (please specify): _____
11	Finance and markets		

H3. Currently, do you professionally collaborate/work with the World Bank Group (IDA, IFC, MIGA, ICSID) in your country?	
1	Yes
2	No

H4. If yes, which of the following agencies of the World Bank Group do you primarily collaborate/ work with in Nepal? (Select only ONE response)	
1	The World Bank (IDA)
2	The International Finance Corporation (IFC)
3	The Multilateral Investment Guarantee Agency (MIGA)
4	International Centre for Settlement of Investment Disputes (ICSID)

SECTION H: BACKGROUND INFORMATION

H5. Do your projects involve both the World Bank and the IFC?	
1	Yes
2	No

H6. Which of the following describes most of your exposure to the World Bank Group in Nepal? (Choose no more than TWO)	
1	Observer (i.e., follow in media, discuss in informal conversations, etc.)
2	Use World Bank Group reports/data
3	Engage in World Bank Group related/sponsored events/activities
4	Collaborate as part of my professional duties
5	Use World Bank Group website for information, data, research, etc.

H7. What's your gender?	
1	Female
2	Male
3	Other

H8. What's your age?	
1	25 and under
2	26-35
3	36-45
4	46-55
5	56 and above

H9. Which best represents your geographic location?	
1	Kathmandu
2	Outside Kathmandu

Thank you for completing the survey!