

FY 2020 Cabo Verde Country Opinion Survey Report

THE WORLD BANK GROUP

Public Opinion Research Group



March 2021



Acknowledgements

The Cabo Verde Country Opinion Survey is part of the Country Opinion Survey Program series of the World Bank Group. This report was prepared by the Public Opinion Research Group (PORG), led by Sharon Felzer (Senior Communications Officer, Head of PORG). Svetlana Markova, Jessica Cameron, and Yulia Danilina oversaw design, reporting, and analysis. Dania Mendoza, Noreen Wambui, and Irina Popova provided data support. PORG acknowledges the significant contribution from the Cabo Verde country team and the independent fielding agency Afrosondagem. In particular, PORG is grateful for the support from Antonio Manuel Baptista (Consultant) who coordinated the survey related activities from Praia, Cabo Verde and Washington, D.C.



Country Opinion Surveys
THE WORLD BANK GROUP



Table of Contents

I. Objectives	3
II. Methodology.....	3
III. Demographics of the Sample.....	4
IV. Overall Context	8
V. Overall Attitudes Toward the World Bank Group	15
VI. World Bank Group's Support in Development Areas.....	20
VII. World Bank Group's Work and Engagement on the Ground	23
VIII. World Bank Group's Knowledge and Instruments	29
IX. The Future Role of the WBG in Cabo Verde.....	33
X. Communication and Outreach	36
XI. Appendices.....	40

CABO VERDE





I. Objectives

This survey was designed to assist the World Bank Group (WBG) in gaining a better understanding of how stakeholders in Cabo Verde perceive the WBG. The survey explored:

- *Overall Context*
- *Overall Attitudes toward the World Bank Group*
- *World Bank Group's Work and Engagement on the Ground*
- *World Bank Group's Support in Development Areas*
- *World Bank Group's Knowledge Work and Activities*
- *The Future Role of the World Bank Group in Cabo Verde*
- *Communication and Information Sharing*
- *Background Information*

II. Methodology

From February to September 2020, 334 stakeholders of the WBG in Cabo Verde were invited to provide their opinions on the WBG's work in the country by participating in a Country Opinion Survey. Participants were drawn from the Office of the President, Prime Minister; office of a minister; office of a parliamentarian; ministries/ministerial departments/implementation agencies; Project Management Units (PMUs) overseeing implementation of WBG projects; consultants/contractors working on WBG-supported projects/programs; local governments; independent government institutions; the judicial system; state-owned enterprises; bilateral and multilateral agencies; private sector organizations; the financial sector/private banks; private foundations; NGOs and community based organizations; trade unions; faith-based groups; youth groups; academia/research institutes/think tanks; the media; and other organizations.

A total of 141 stakeholders participated in the survey (42% response rate). Respondents completed the questionnaire with a representative from the local fielding agency, received the questionnaire via email and returned it accordingly, or they filled out the questionnaire via the online survey platform.

Every country that engages in the Country Opinion Survey (COS) must include specific indicator questions that will be aggregated for the World Bank Group's annual Corporate Scorecard. These questions are identified throughout the survey report.

The results in this year's Country Survey were compared to those in the Country Survey conducted in FY'15 (response rate was 39%, N=107). Data were weighted to reach the same stakeholder composition in two years, which allows for year comparisons. Stakeholder groups which were not present in both fiscal years were not included in the comparison. Respondents who belonged to the "other" stakeholder category were not included either. As a result, mean ratings, percentages of respondents, and the total number of respondents in both years are slightly different from those of the original data reported in the FY'15 COS report and the non-weighted data presented in appendices A, B, C and E. For the weighted stakeholder breakdown and year comparison results, please refer to Appendix D (page 79).

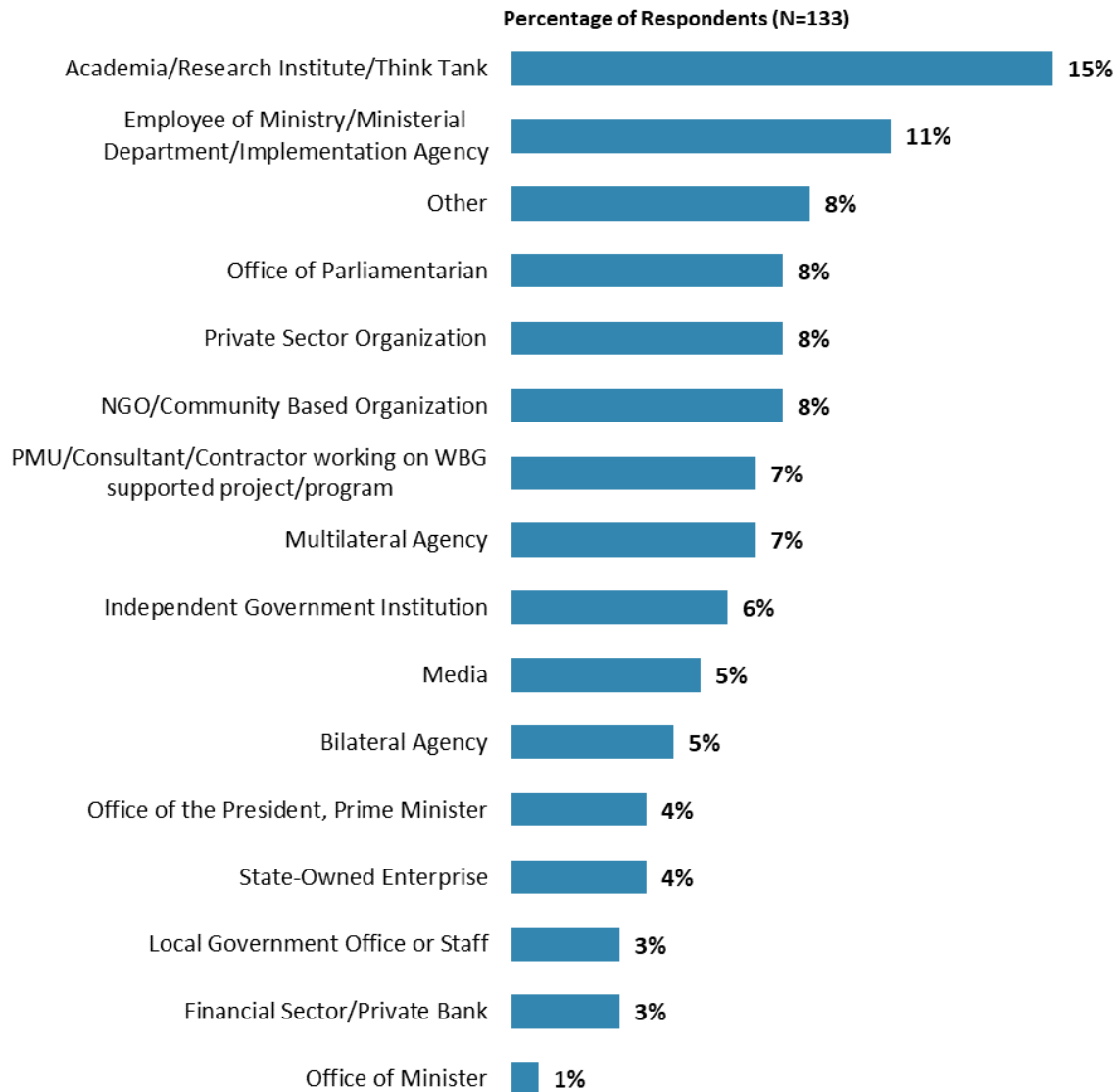
Note that the body of the report presents data on selected questions of the survey questionnaire. Please refer to Appendix A for data on all survey questions. Appendices B, C, D, and E present data on selected questions. Additional data breakdowns are available upon request.



III. Demographics of the Sample

Current Position

- Note that for further analyses, some respondent groups were combined.¹



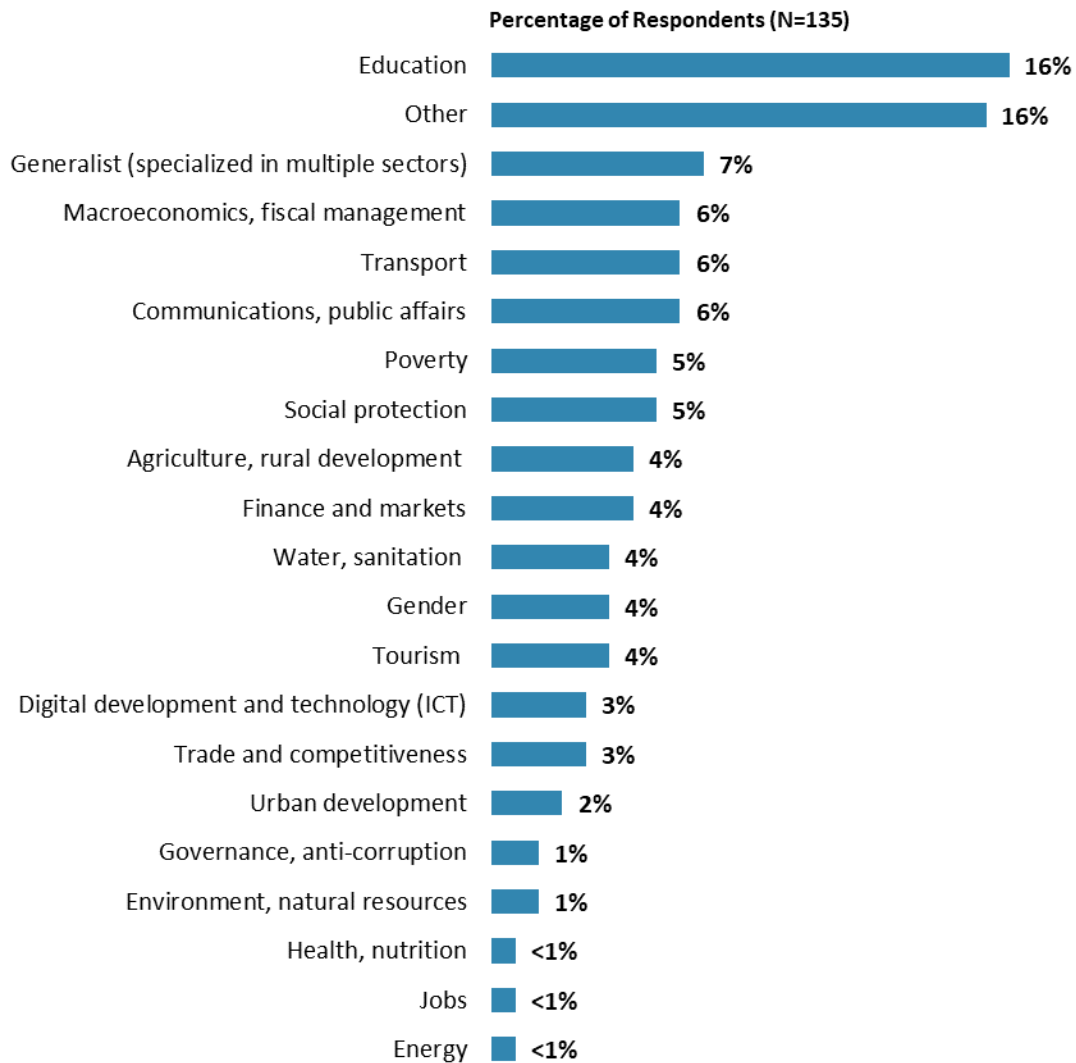
“Which of the following best describes your current position?”
(Respondents chose from a list.)

¹ Respondents from the office of the President/Prime Minister were combined with respondents from the office of a minister; employees of ministries/ministerial departments/implementation agencies were combined with respondents from PMUs/consultants/contractors working on WBG projects; respondents from bilateral agencies were combined with those from multilateral agencies; respondents from the financial sector/private banks were combined with those from private sector organizations. The small number of the respondents from local governments and state-owned enterprises were included in the “Other” category. There were no respondents from the judicial system, private foundations, trade unions, faith-based groups, and youth groups.



III. Demographics of the Sample (continued)

Area of Primary Specialization

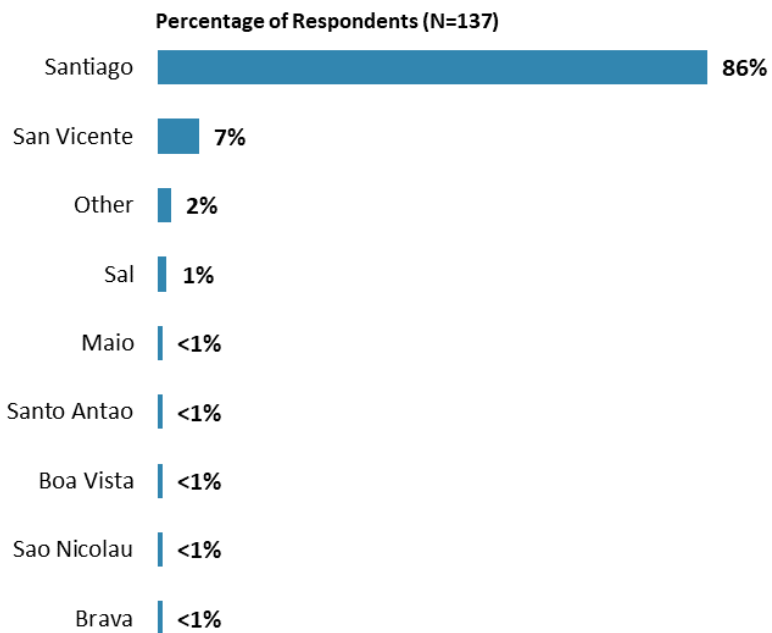


"Please identify the primary specialization of your work."
(Respondents chose from a list.)



III. Demographics of the Sample (continued)

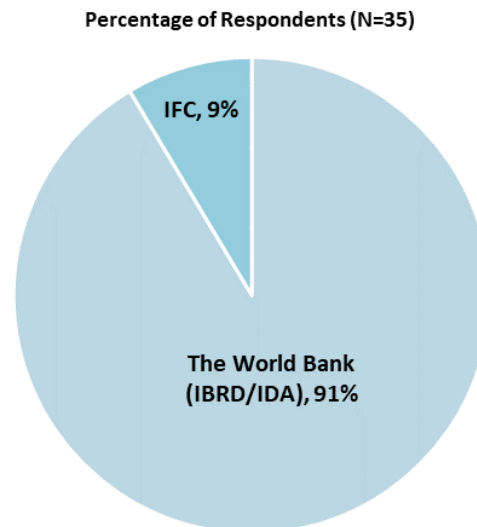
Geographic Locations



"Which best represents your geographic location?"
(Respondents chose from a list.)

Note: There were no respondents from Fogo

Exposure to Agencies within the World Bank Group



"Which of the following agencies of the World Bank Group do you primarily collaborate/work with in Cabo Verde?" (Respondents chose from a list.)

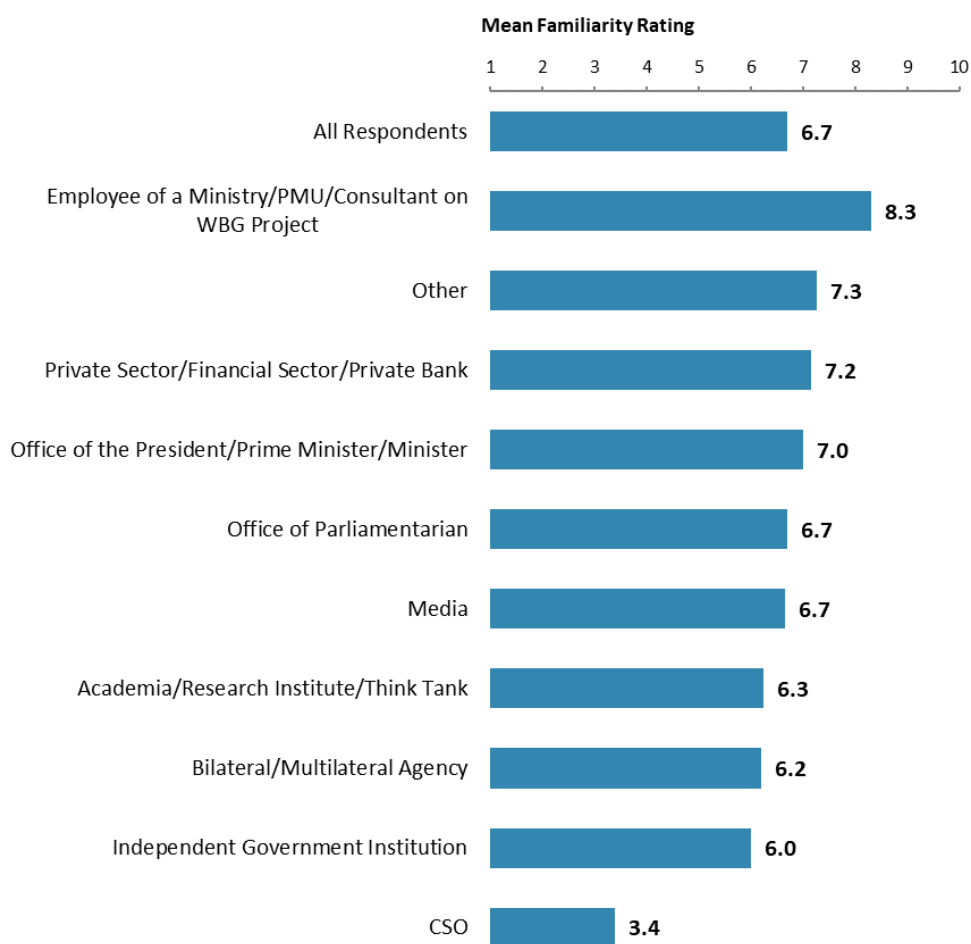
Note: no respondents selected "MIGA" or "ICSID" response options



III. Demographics of the Sample (continued)

Familiarity with the World Bank Group

- **Year comparison:** Respondents in this year's Country Survey had statistically similar levels of familiarity with the WBG compared to respondents in the FY'15 Country Survey (weighted mean in FY'20 = 6.7; weighted mean in FY'15 = 6.4)².
- **Impact of familiarity:** Respondents' ratings of familiarity with the WBG were significantly, strongly correlated with their agreement that the WBG plays a relevant role in Cabo Verde's development and with their ratings for the WBG's overall effectiveness in Cabo Verde, and significantly, moderately correlated with their ratings of the extent to which the WBG's work helps to achieve development results in Cabo Verde.



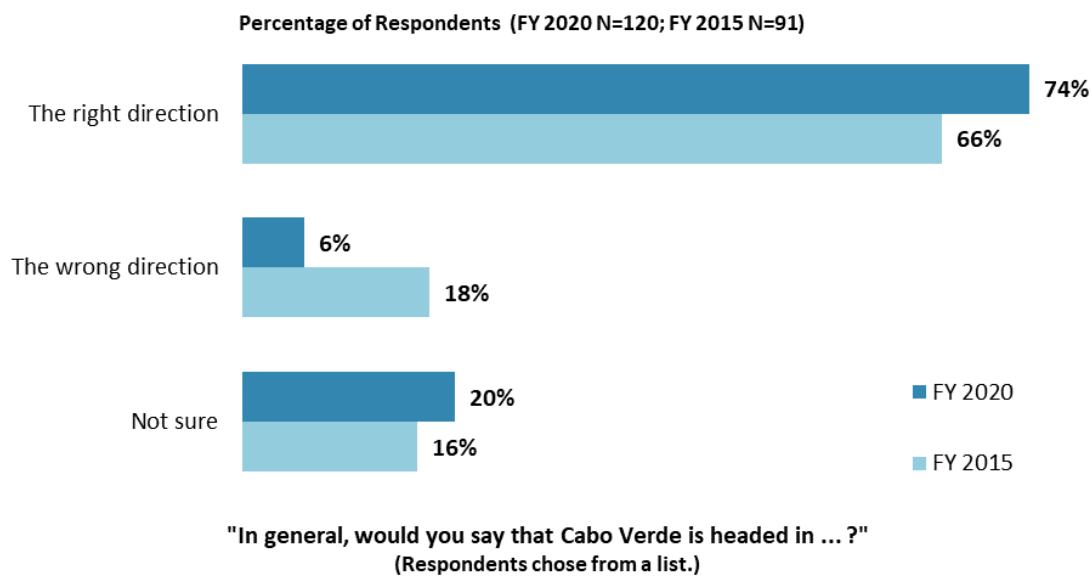
"How familiar are you with the work of the World Bank Group in Cabo Verde?"
(1-"Not familiar at all", 10-"Extremely familiar")

² The means in the chart were calculated based on un-weighted data. Please refer to Appendix D (page 79) for more details on weighting.

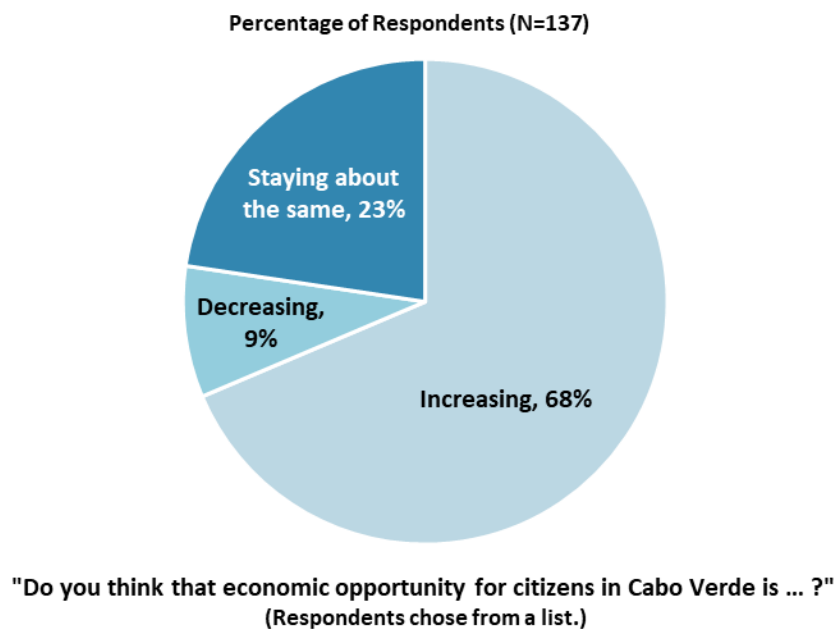


IV. Overall Context

Headed in the Right Direction³



Perceptions of Economic Opportunity

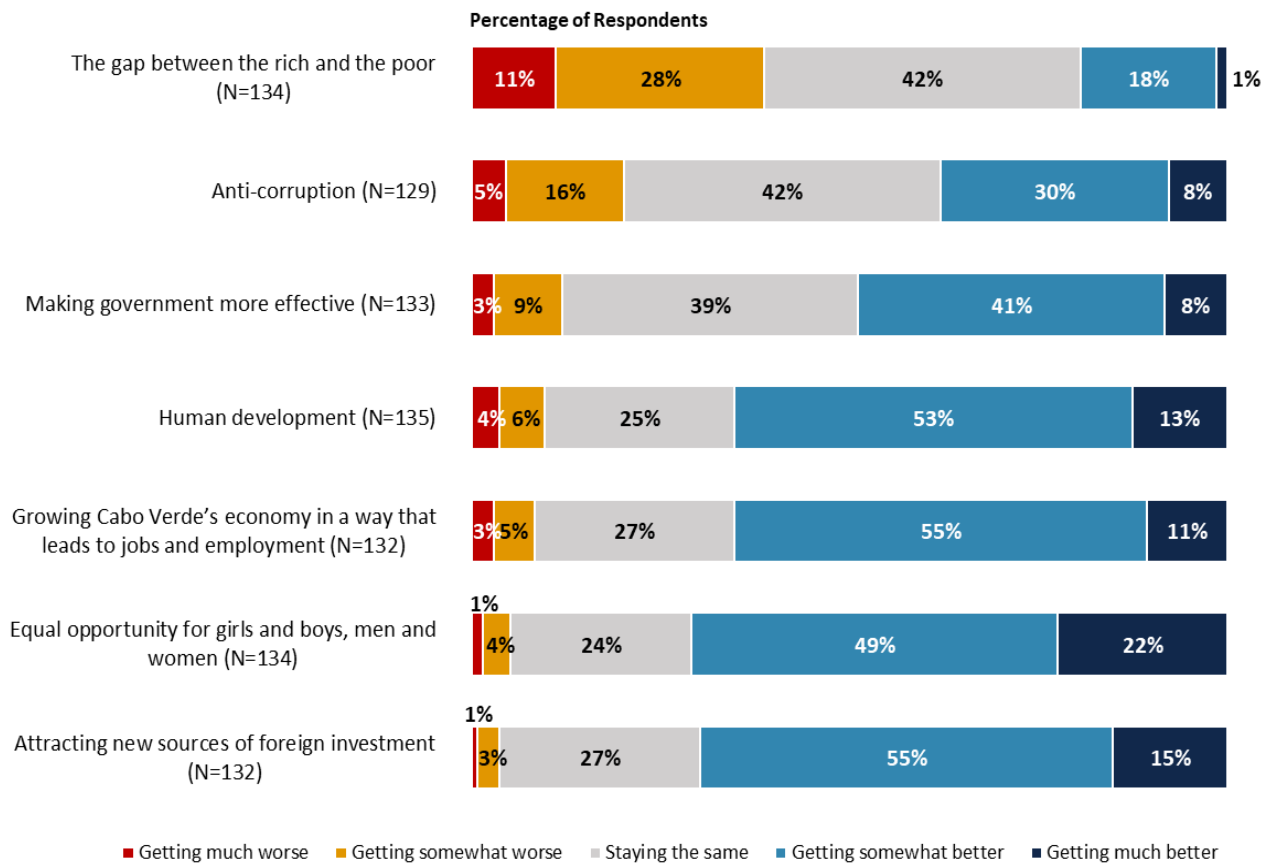


³ Percentages presented in this chart were calculated based on weighted data.



IV. Overall Context (continued)

Perceptions of Improvement and Decline in Specific Areas



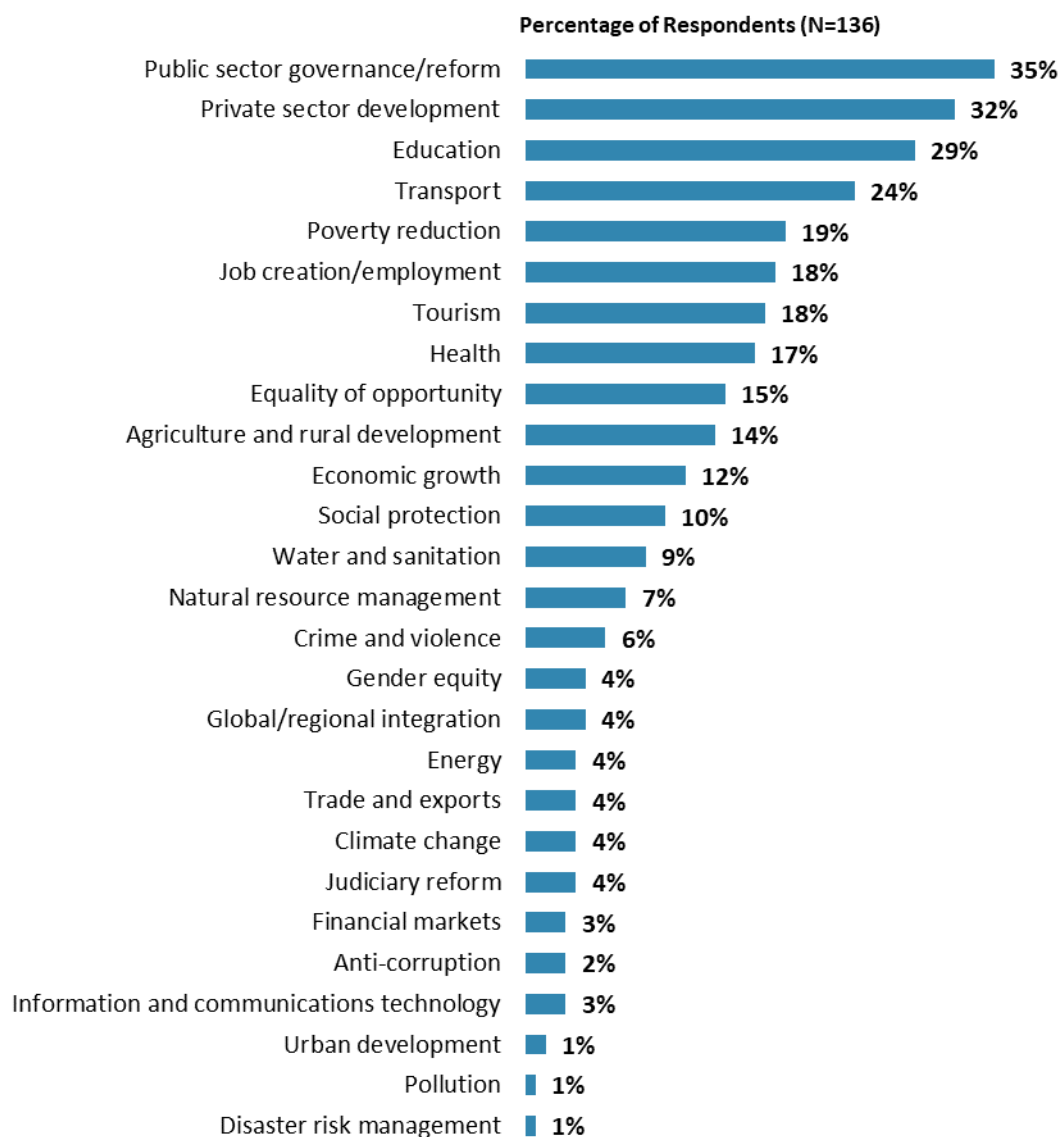
"Please describe the direction Cabo Verde is moving in, when considering ... ?"
(Respondents chose from a list.)



IV. Overall Context (continued)

Development Priority

- **Year comparison:** Respondents in the previous FY'15 Country Survey indicated that the most important development priorities in Cabo Verde were “*private sector development*” (48%), “*public sector governance/reform*” (35%), “*job creation/employment*” (34%), “*economic growth*” (32%), “*poverty reduction*” (21%), and “*education*” (20%). In FY'20, “*transport*” emerged among the top development priorities, with 24% of respondents selecting it, up from 6% in FY'15.



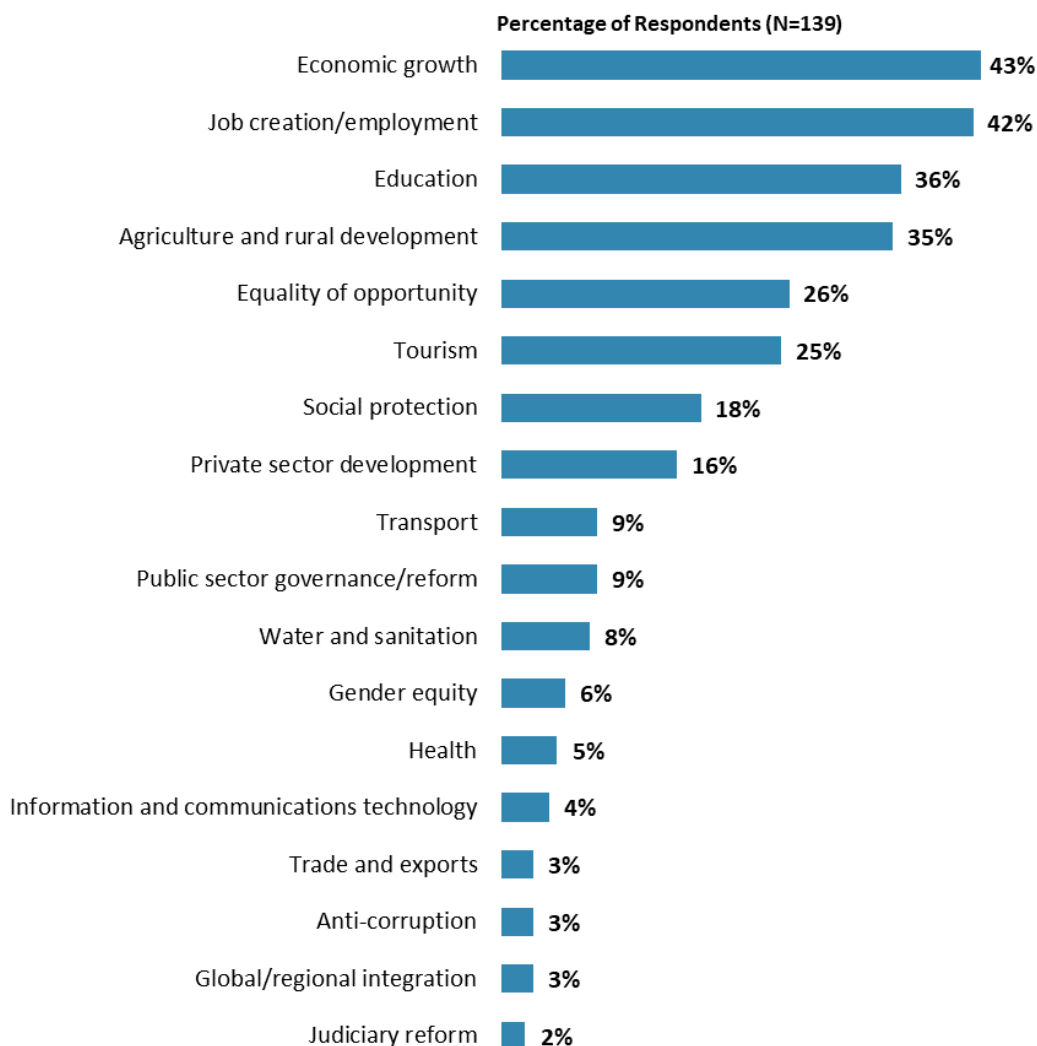
"Listed below are a number of development priorities in Cabo Verde. Please identify which of the following you consider the most important development priorities in Cabo Verde. (Choose no more than THREE)"
(Respondents chose from a list. Responses combined.)



IV. Overall Context (continued)

What Would Contribute Most to Reducing Poverty

- **Year comparison:** Respondents in the previous FY'15 Country Survey indicated that the biggest contributors to poverty reduction in Cabo Verde were “*economic growth*” (64%), “*job creation/employment*” (39%), “*private sector development*” (37%), “*education*” (29%), and “*equality of opportunity*” (21%).



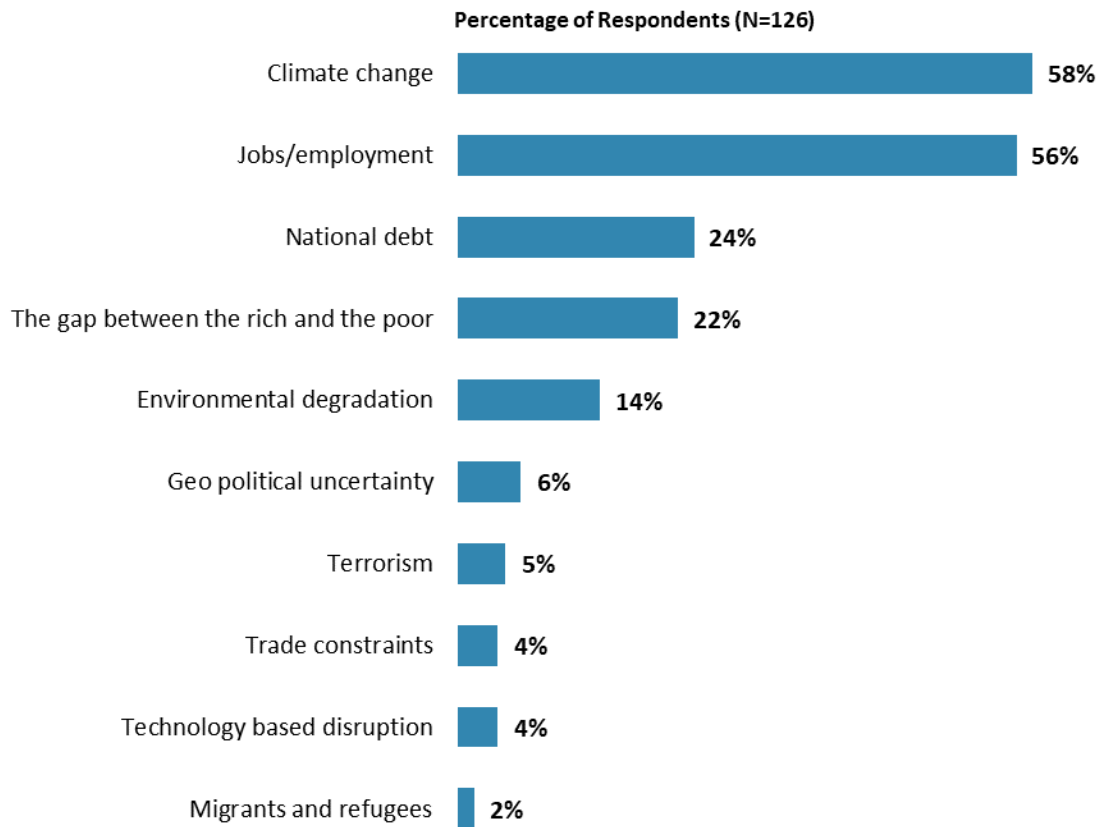
"Poverty reduction is a broad term that encompasses work in many different areas. Which THREE areas of development listed below do you believe would contribute most to reducing poverty in Cabo Verde? (Choose no more than THREE)"

(Respondents chose from a list. Responses combined. Top 18 of 27 response options shown)



IV. Overall Context (continued)

The Impact of Global Challenges on Cabo Verde



"Listed below are global challenges. Which do you think have the most serious impact on Cabo Verde? (Choose no more than TWO)"
(Respondents chose from a list. Responses combined.)



IV. Overall Context (continued)

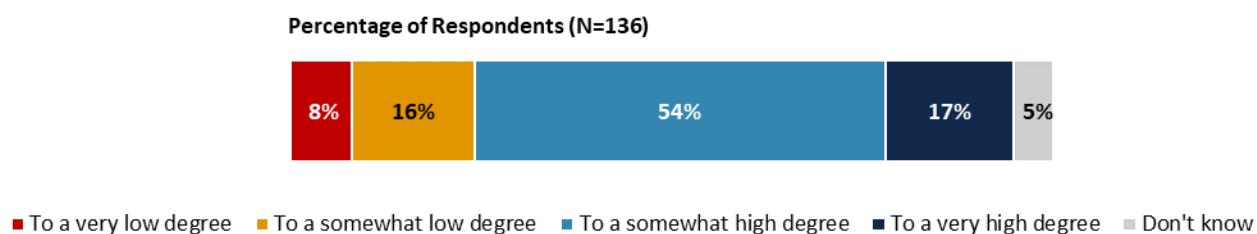
Trust in Institutions



"To what extent do you trust each of the following groups to do what is right?"
(1-"To no degree at all", 10-"To a very significant degree")

¹Indicator Question

Trust in Private Sector

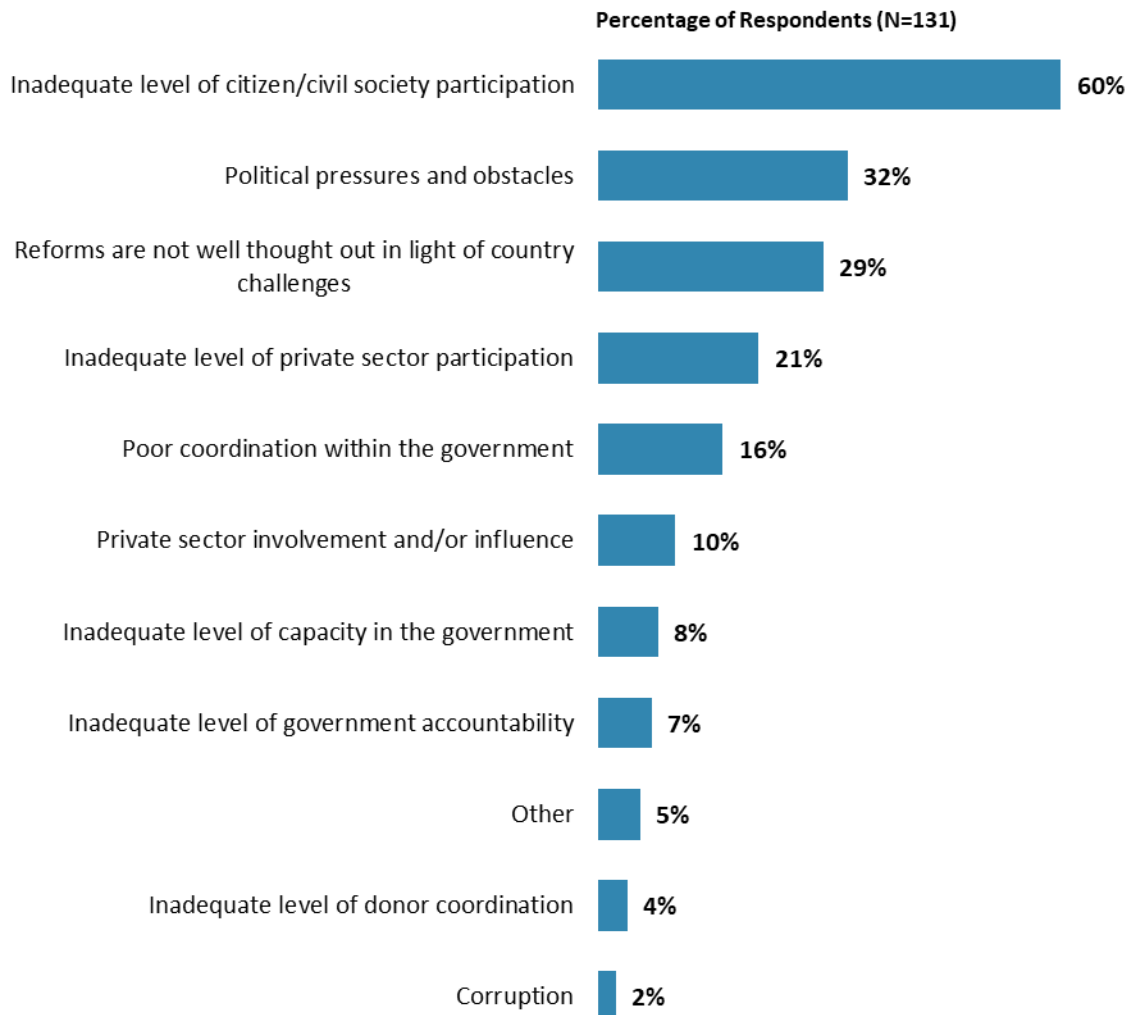


"To what extent do you trust private sector to engage in public service delivery in Cabo Verde?"
(Respondents chose from a list.)



IV. Overall Context (continued)

Attributions for Slow/Failed Reform Efforts

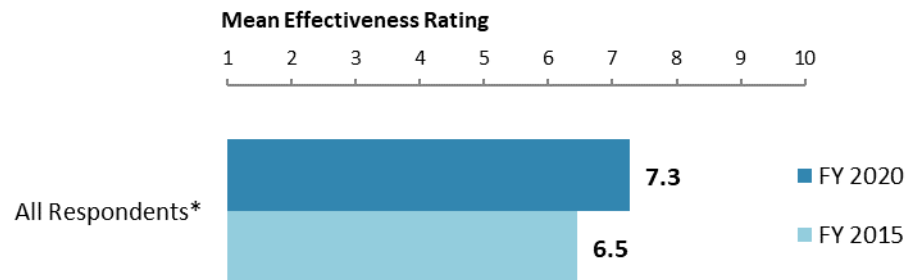


"When economic and/or social reform efforts fail or are slow to take place in Cabo Verde, which of the following would you attribute this to? (Choose no more than TWO)"
(Respondents chose from a list. Responses combined.)



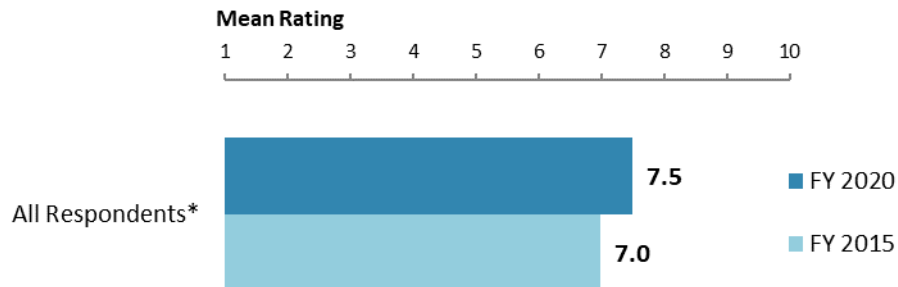
V. Overall Attitudes Toward the World Bank Group

The World Bank Group's Overall Effectiveness⁴ (*Indicator Question*)



"Overall, please rate your impression of the World Bank Group's effectiveness in Cabo Verde." (1-"Not effective at all", 10-"Very effective")
(*Significantly different between FY 2020 and FY 2015)

Achieving Development Results (*Indicator Question*)



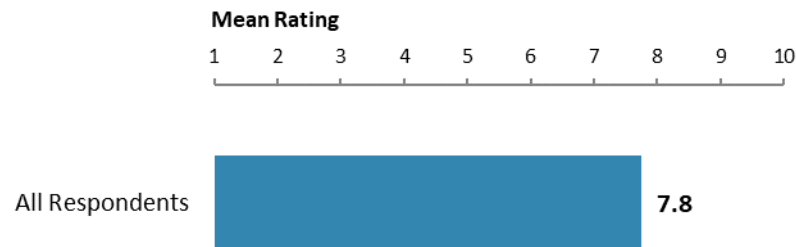
"To what extent does the World Bank Group's work help to achieve development results in Cabo Verde?" (1-"To no degree at all", 10-"To a very significant degree")
(*Significantly different between FY 2020 and FY 2015)

⁴ Means in the charts on this page were calculated based on weighted data.



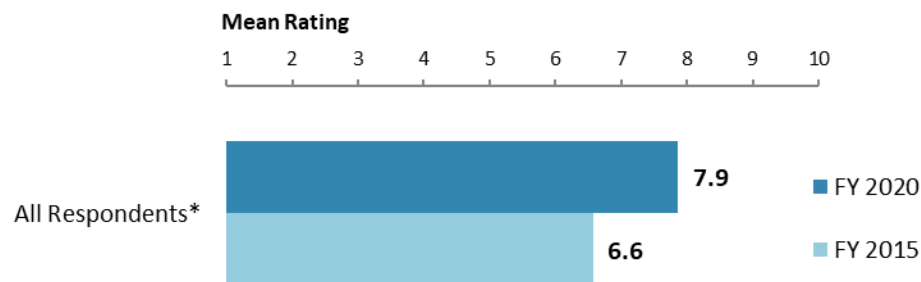
V. Overall Attitudes Toward the World Bank Group (continued)

Influence on Cabo Verde's Development Agenda (*Indicator Question*)



"To what extent does the World Bank Group influence the development agenda in Cabo Verde?" (1-"To no degree at all", 10-"To a very significant degree")

WBG Staff Preparedness⁵



"To what extent do you believe the World Bank Group's staff is well prepared (e.g., skills mix and knowledge) to help Cabo Verde solve its most complicated development challenges?" (1-"To no degree at all", 10-"To a very significant degree")
(*Significantly different between FY 2020 and FY 2015)

⁵ Means in this chart were calculated based on weighted data.

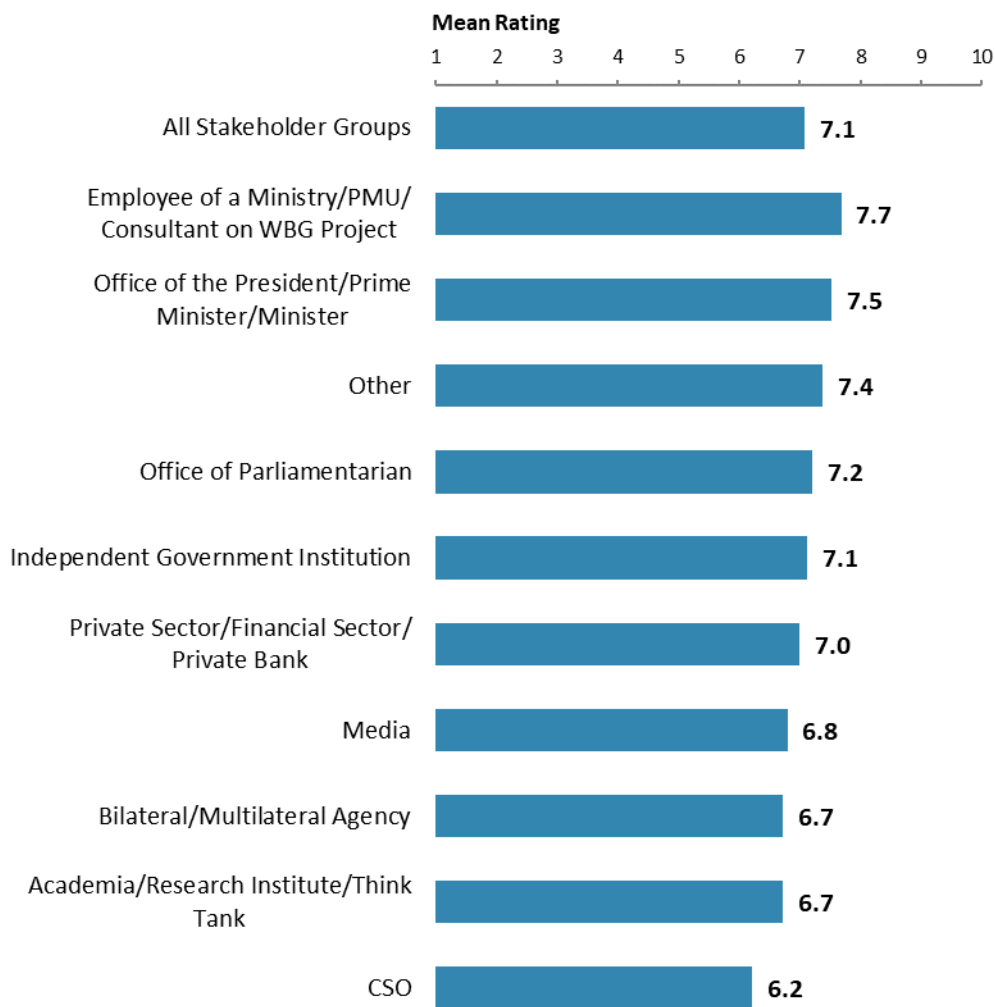


V. Overall Attitudes Toward the World Bank Group (continued)

Overall Ratings for Indicator Questions by Stakeholder Groups

- **Collaboration:** Respondents who collaborate with the WBG had significantly higher mean ratings for the aggregated responses to the twenty-eight COS indicator questions (mean rating = 7.6) compared to respondents who do not collaborate with the WBG (mean rating = 6.9). This year's collaborators had significantly higher mean ratings for the aggregated responses to the indicator questions compared to the collaborators in FY'15 Country Survey (mean rating = 6.6).

Responses for individual indicator questions by exposure to the WBG can be found in Appendix E (page 84).



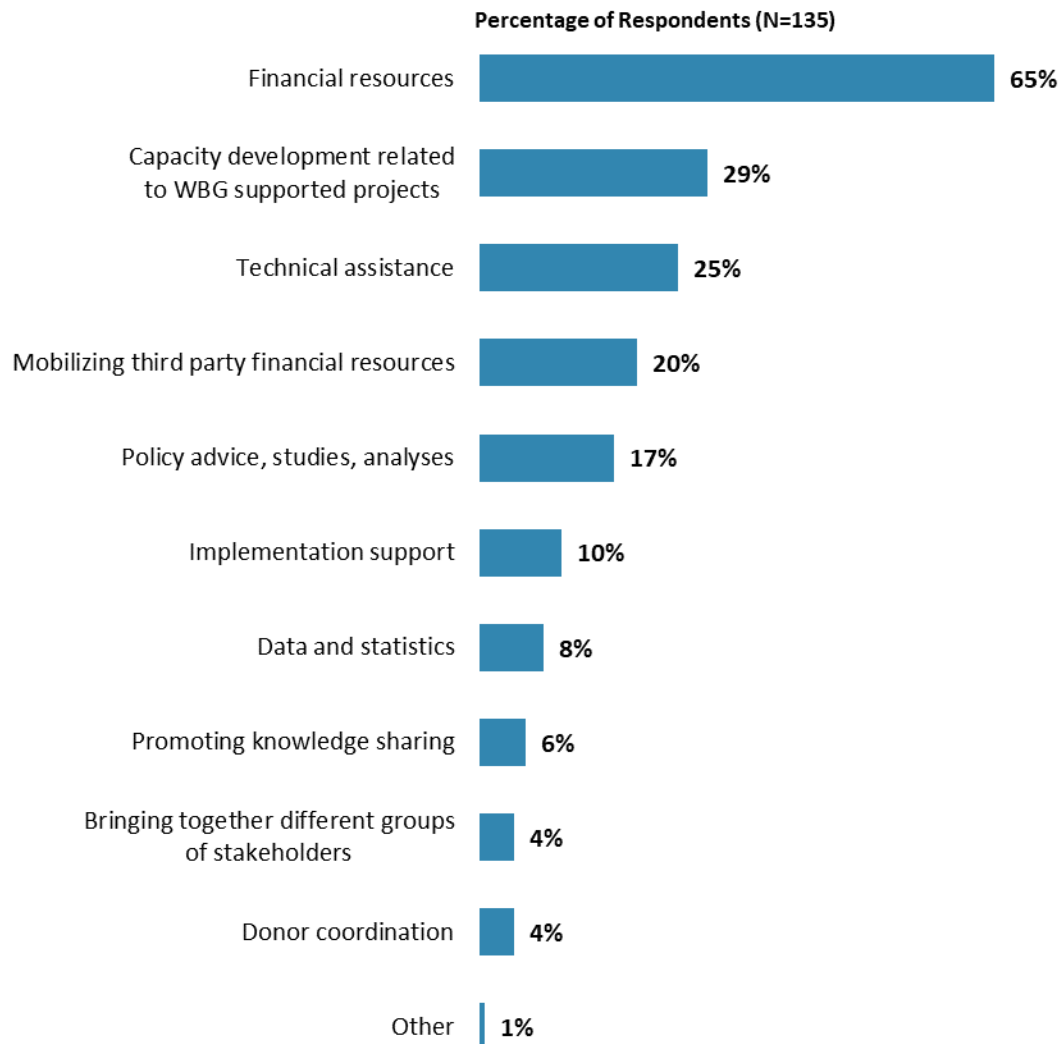
Mean Ratings for All Indicator Questions by Stakeholder Groups on a Scale from 1 to 10



V. Overall Attitudes Toward the World Bank Group (continued)

Greatest Value

- **Year comparison:** Respondents in the previous FY'15 Country Survey indicated that the WBG's greatest values to Cabo Verde were "*financial resources*" (44%), "*capacity development*" (33%), "*mobilizing third party financial resources*" (33%), and "*convening/facilitating*" (29%).



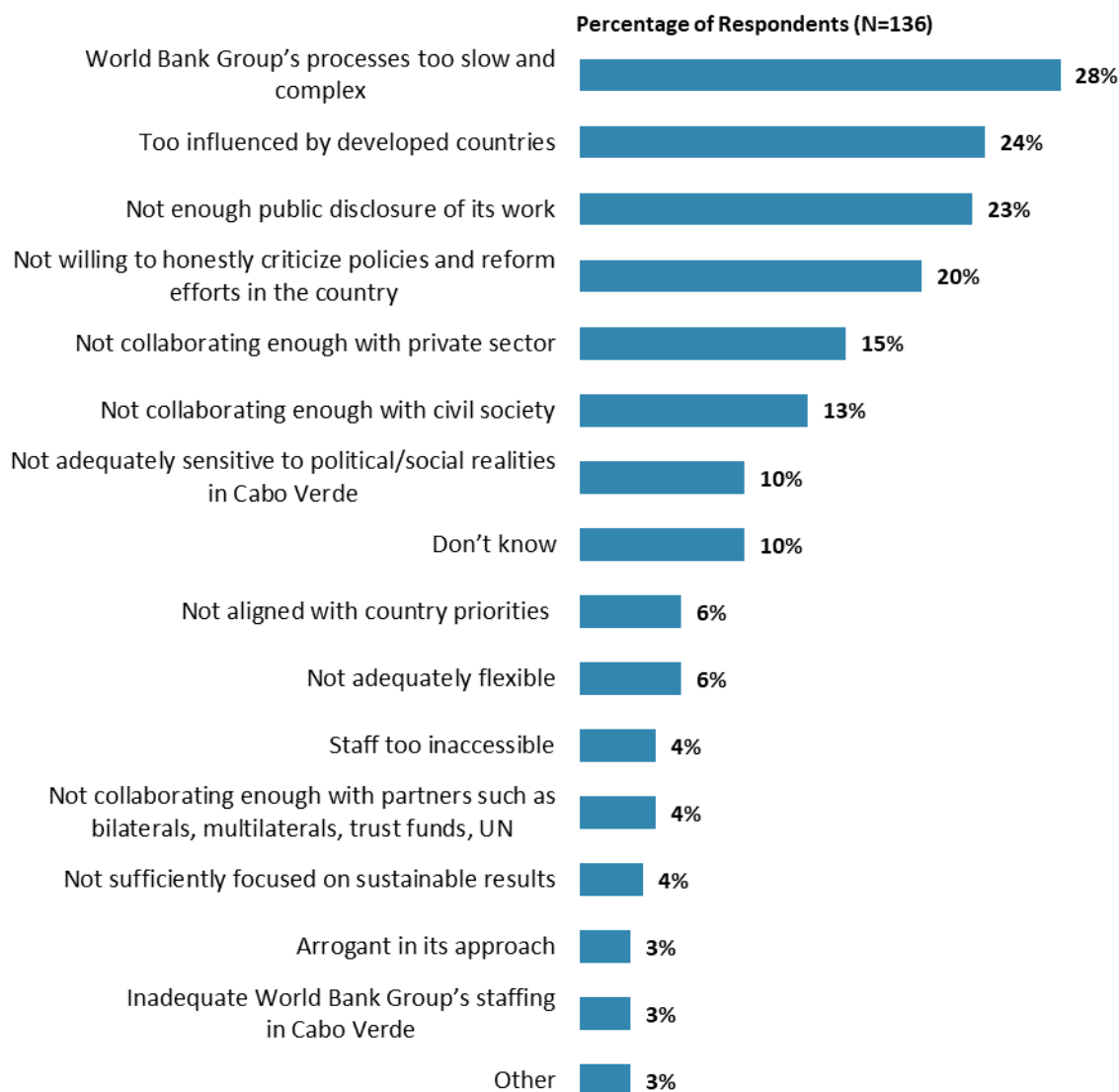
"When thinking about the World Bank Group's role in Cabo Verde, which activity do you VALUE the most? (Choose no more than TWO)"
(Respondents chose from a list. Responses combined.)



V. Overall Attitudes Toward the World Bank Group (continued)

Greatest Weakness

- **Year comparison:** Respondents in the previous FY'15 Country Survey indicated that the WBG's greatest weakness in its work in Cabo Verde was "*not enough public disclosure of its work*" (26%).



"Which of the following do you identify as the World Bank Group's greatest WEAKNESSES in its work in Cabo Verde? (Choose no more than TWO)"
(Respondents chose from a list. Responses combined.)



VI. World Bank Group's Support in Development Areas

Effectiveness of WBG's Support in Sectoral Areas: Year Comparison⁶



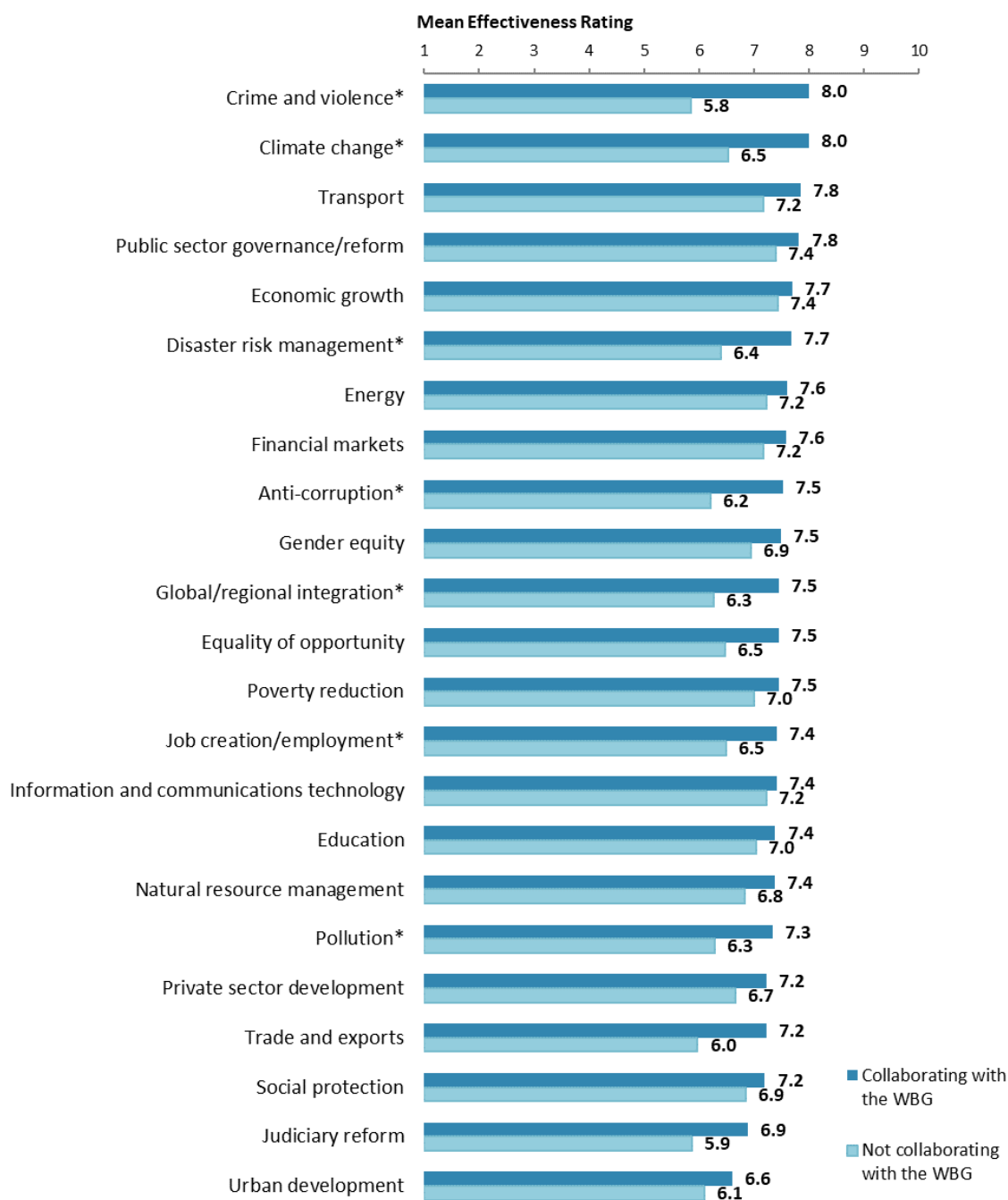
"How EFFECTIVE do you believe the World Bank Group is in terms of the work it does in the following areas of development in Cabo Verde?" (1-"Not effective at all", 10-"Very effective")
 (*Significantly different between FY 2020 and FY 2015)

⁶ Means presented in this chart were calculated based on weighted data. See Appendix D for details.



VI. WBG's Support in Development Areas (continued)

Effectiveness of WBG's Support in Sectoral Areas: Collaboration⁷



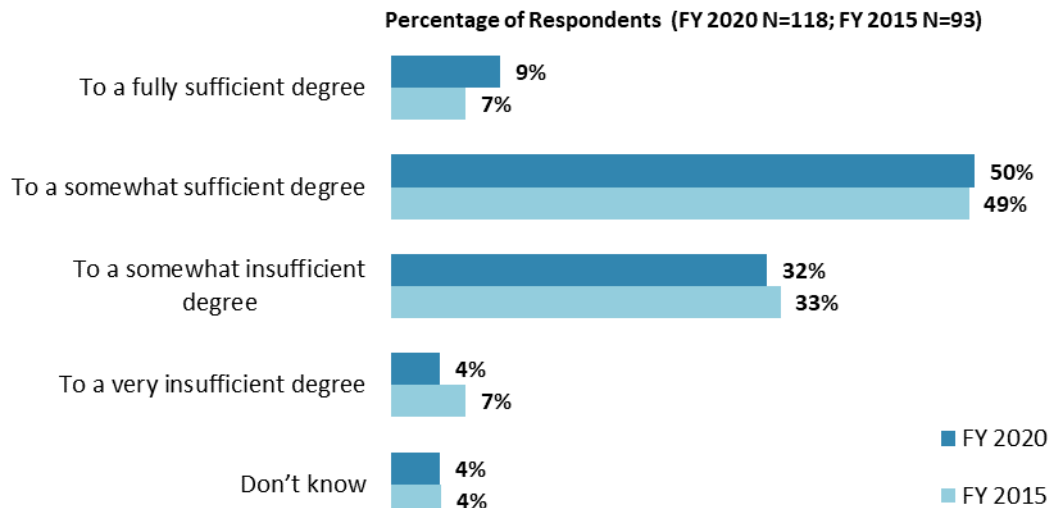
"How EFFECTIVE do you believe the World Bank Group is in terms of the work it does in the following areas of development in Cabo Verde?" (1-"Not effective at all", 10-"Very effective")
(*Significantly different between collaborators and non-collaborators)

⁷ Note in the Appendix on the sectoral effectiveness (Appendix A, page 41) that primarily informed stakeholders responded to this question. Respondents were given the option of "don't know" if they did not have exposure to the WBG's work in certain development areas.



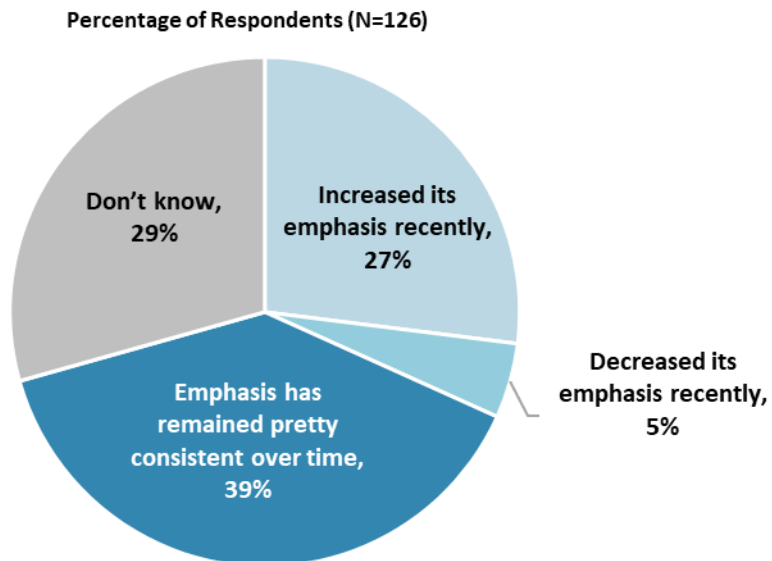
VI. WBG's Support in Development Areas (continued)

Helping the Poorest⁸



"To what extent do you believe that the World Bank Group's work and support help the poorest in Cabo Verde?" (Respondents chose from a list.)

The WBG's Human Capital Investment



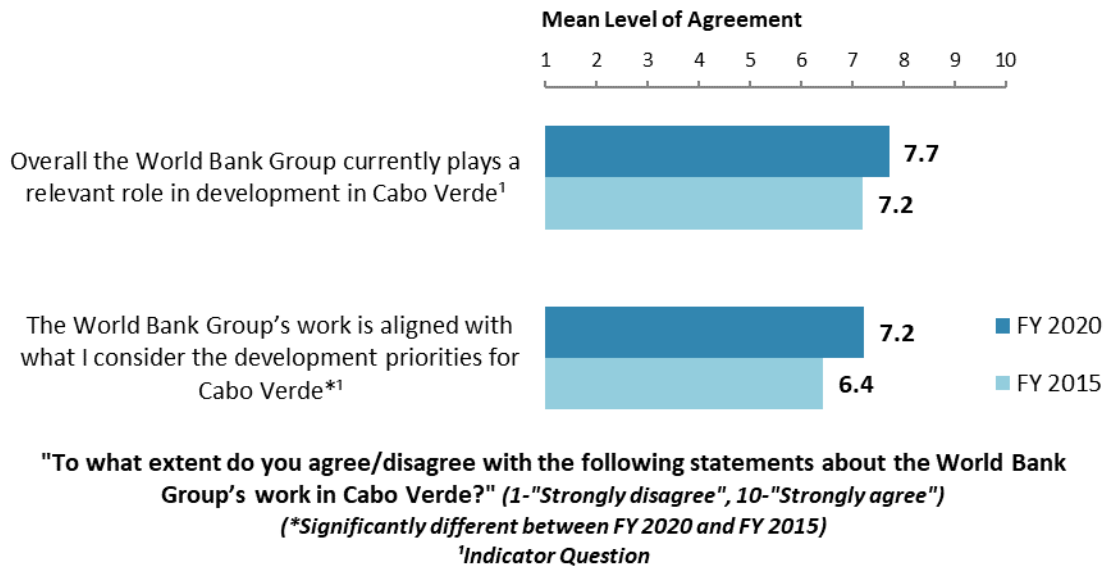
"From your perspective, which of the following best describes the World Bank Group's current emphasis on investing in human capital (e.g., education, health, social protection)?" (Respondents chose from a list.)

⁸ Percentages presented in this chart were calculated based on weighted data.

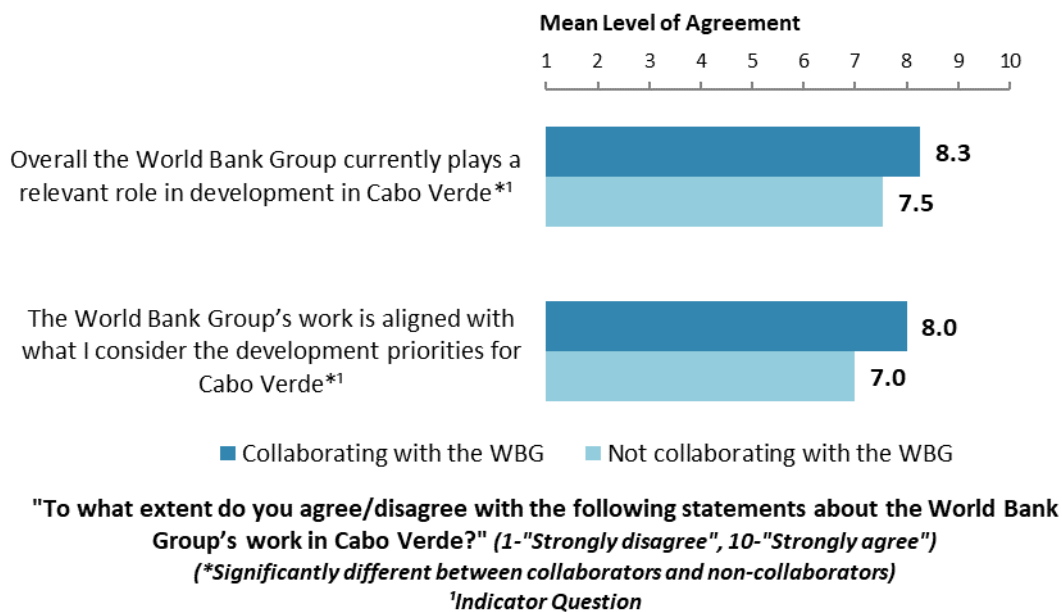


VII. World Bank Group's Work and Engagement on the Ground

The World Bank Group's Work in Cabo Verde: Year Comparison⁹



The World Bank Group's Work in Cabo Verde: Collaboration

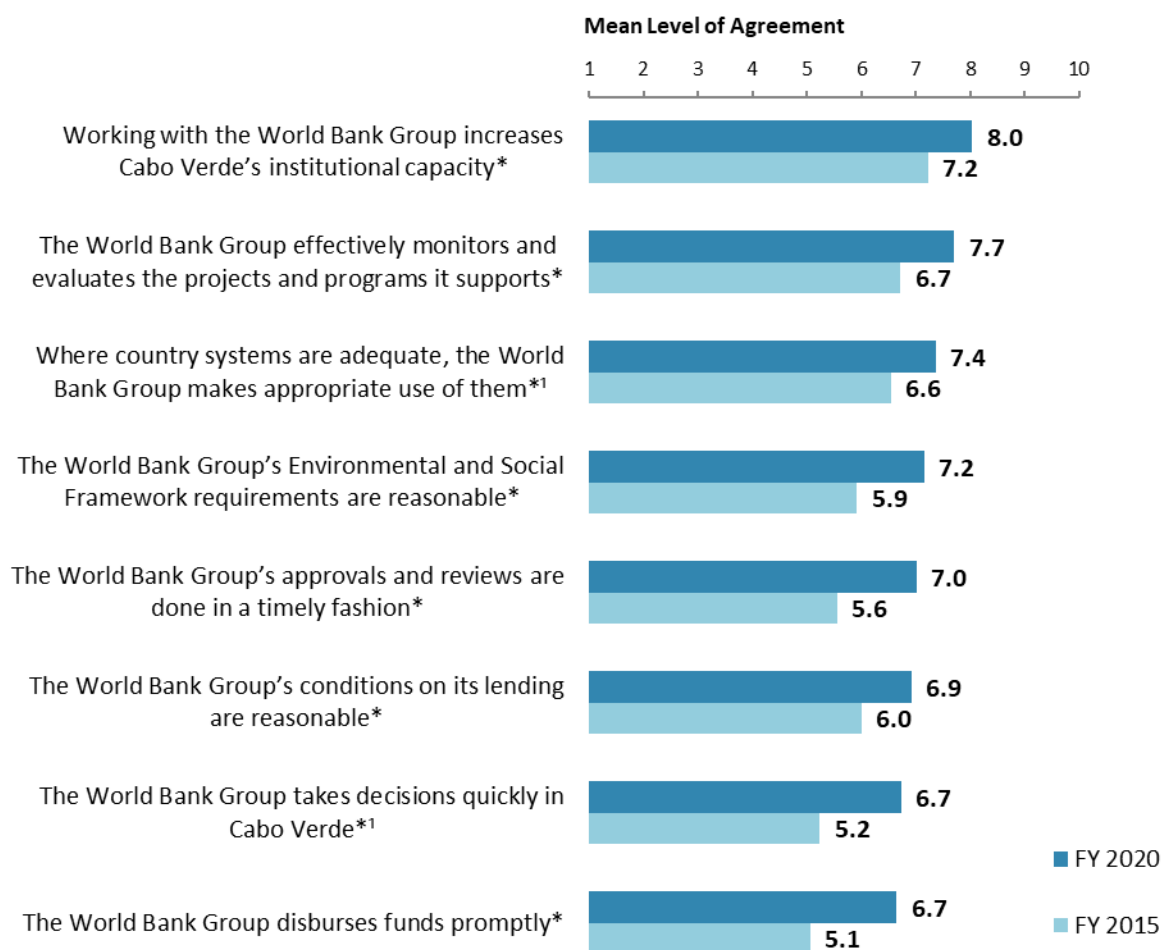


⁹ Means in this chart were calculated based on weighted data.



VII. WBG's Work and Engagement on the Ground (continued)

Overall Perceptions: Year Comparison¹⁰



"To what extent do you agree/disagree with the following statements?"

(1-"Strongly disagree", 10-"Strongly agree")

(*Significantly different between FY 2020 and FY 2015)

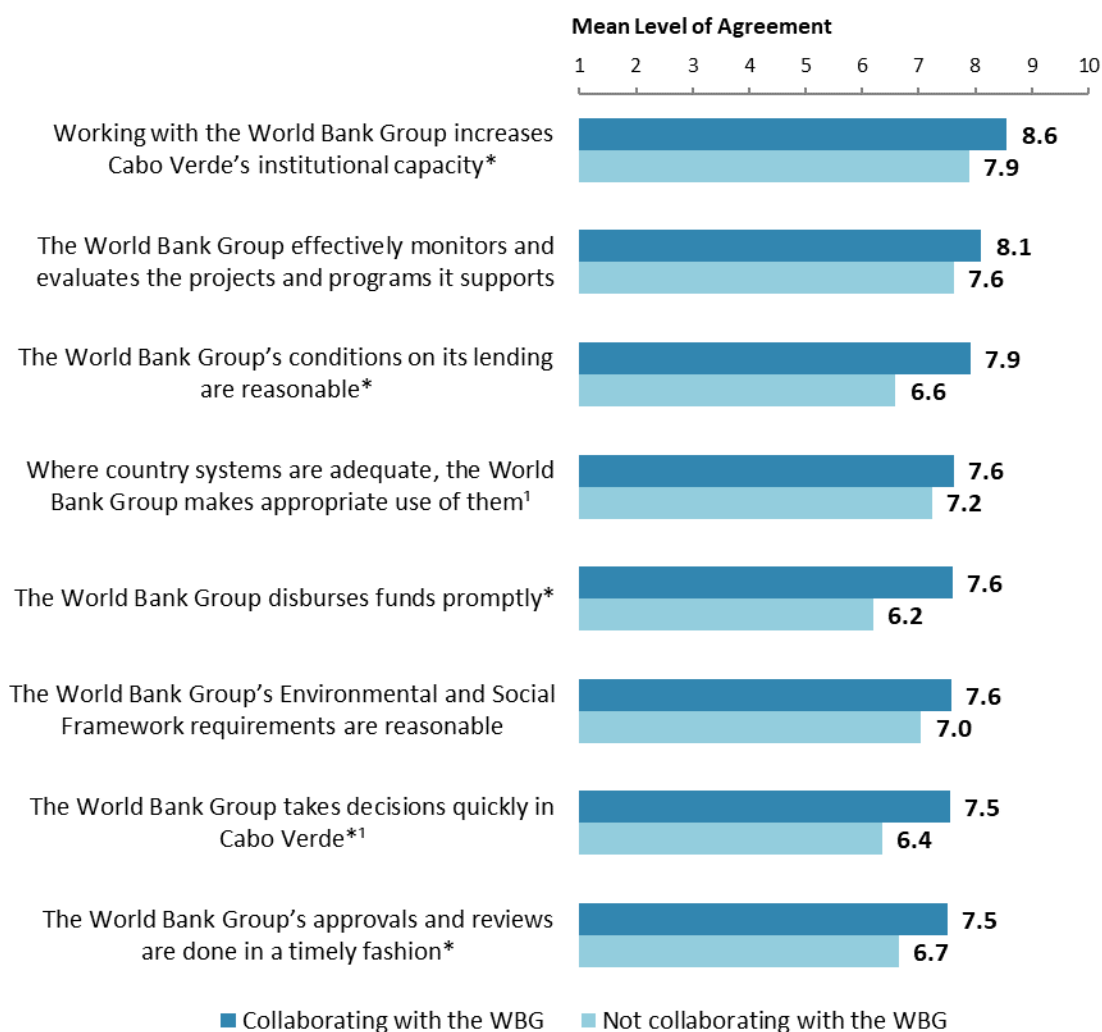
¹Indicator Question

¹⁰ Means in this chart were calculated based on weighted data.



VII. WBG's Work and Engagement on the Ground (continued)

Overall Perceptions: Collaboration



"To what extent do you agree/disagree with the following statements?"

(1-"Strongly disagree", 10-"Strongly agree")

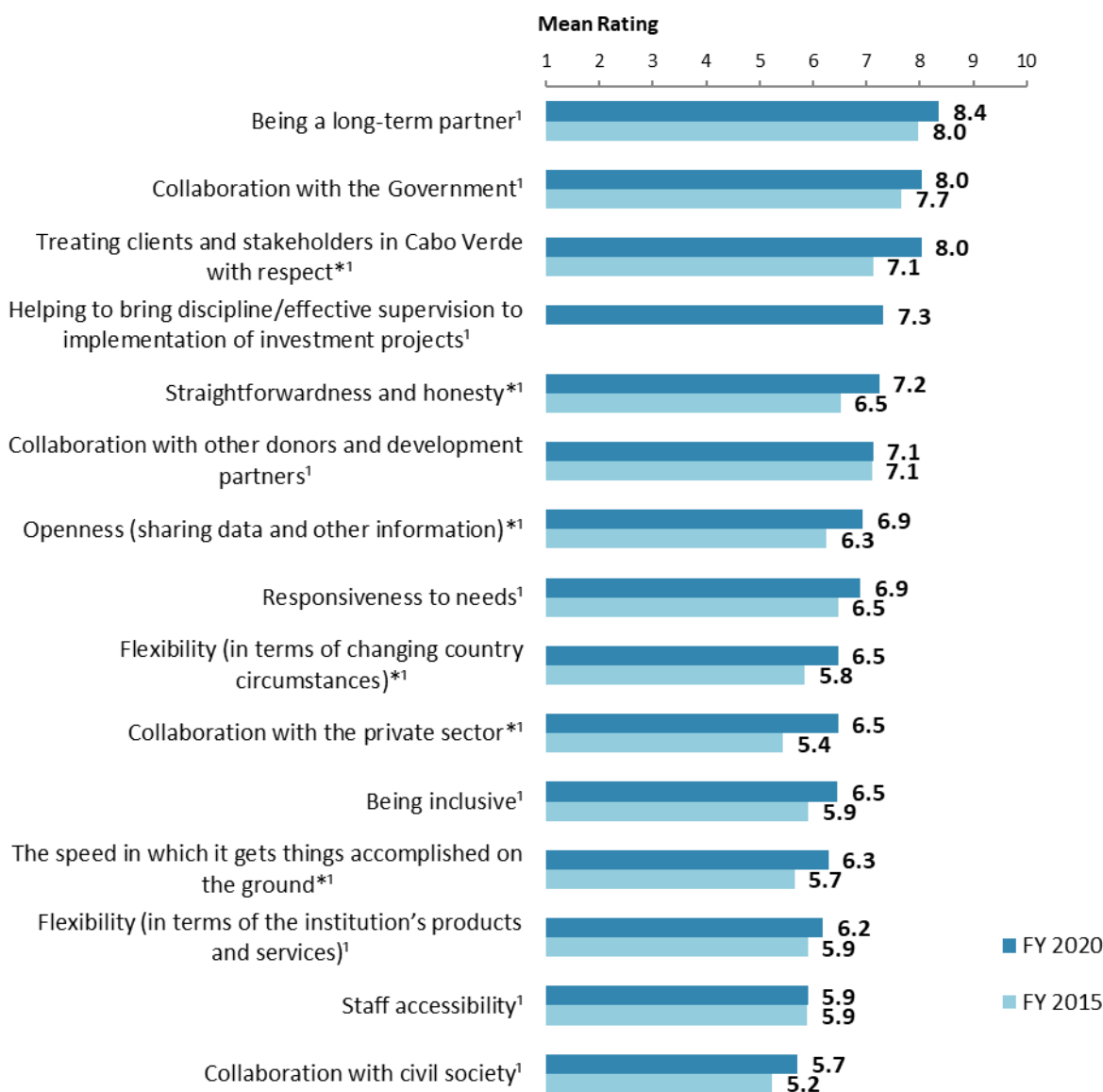
(*Significantly different between collaborators and non-collaborators)

¹Indicator Question



VII. WBG's Work and Engagement on the Ground (continued)

The WBG as an Effective Development Partner: Year Comparison¹¹



"To what extent is the World Bank Group an effective development partner in Cabo Verde, in terms of each of the following?" (1-"To no degree at all", 10-"To a very significant degree")

(*Significantly different between FY 2020 and FY 2015)

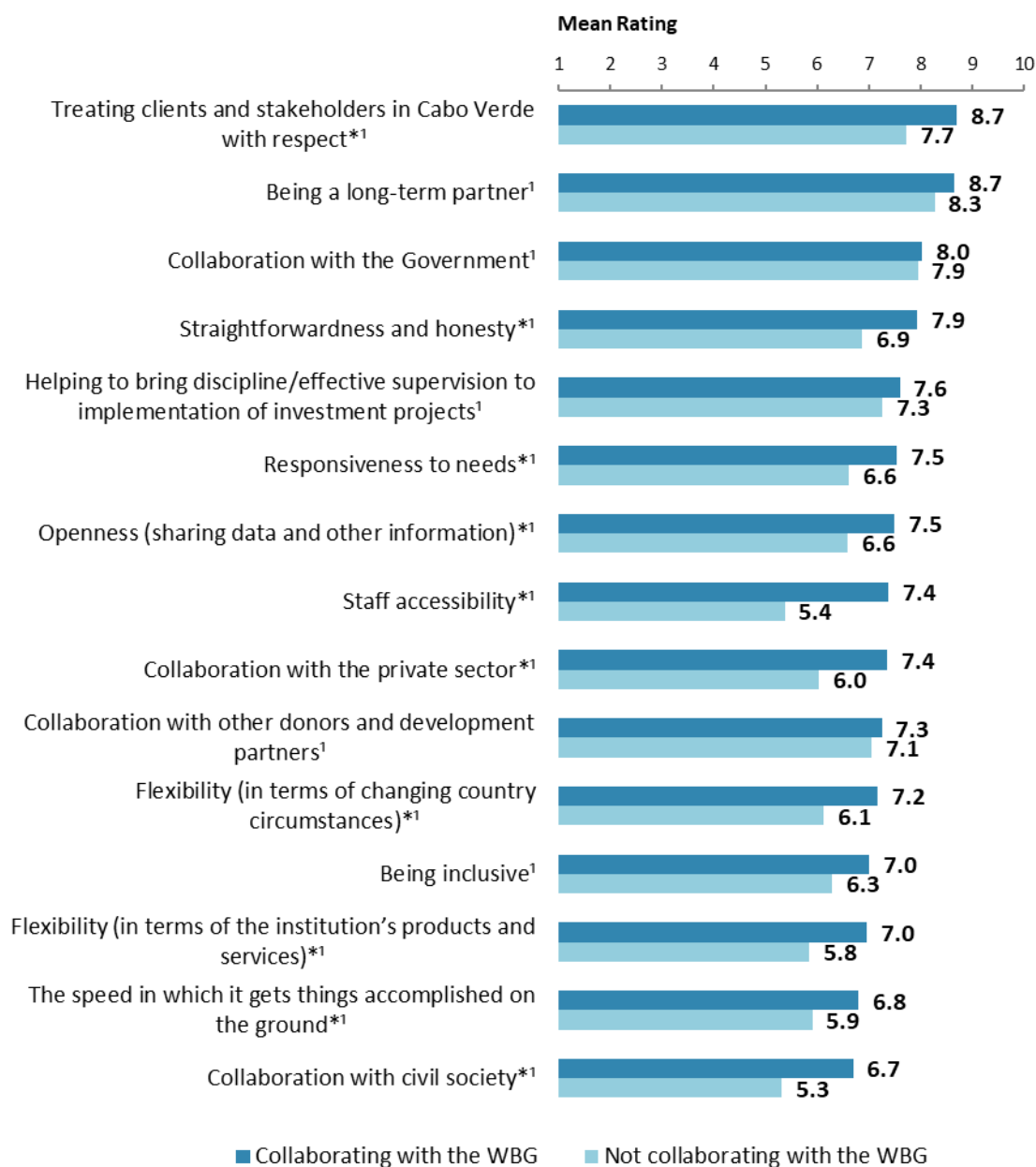
¹Indicator Question

¹¹ Means in this chart were calculated based on weighted data.



VII. WBG's Work and Engagement on the Ground (continued)

The WBG as an Effective Development Partner: Collaboration



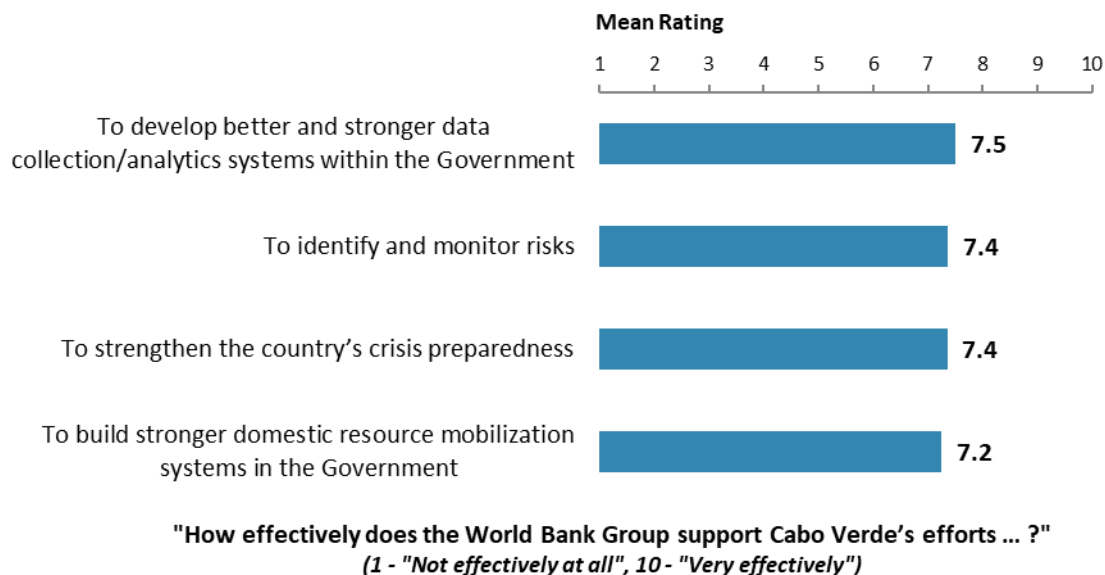
"To what extent is the World Bank Group an effective development partner in Cabo Verde, in terms of each of the following?" (1-"To no degree at all", 10-"To a very significant degree")

(*Significantly different between collaborators and non-collaborators)

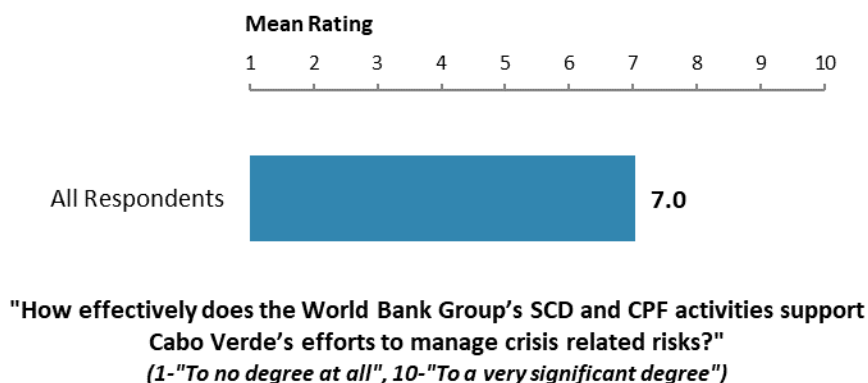
¹Indicator Question



VII. WBG's Work and Engagement on the Ground (continued)



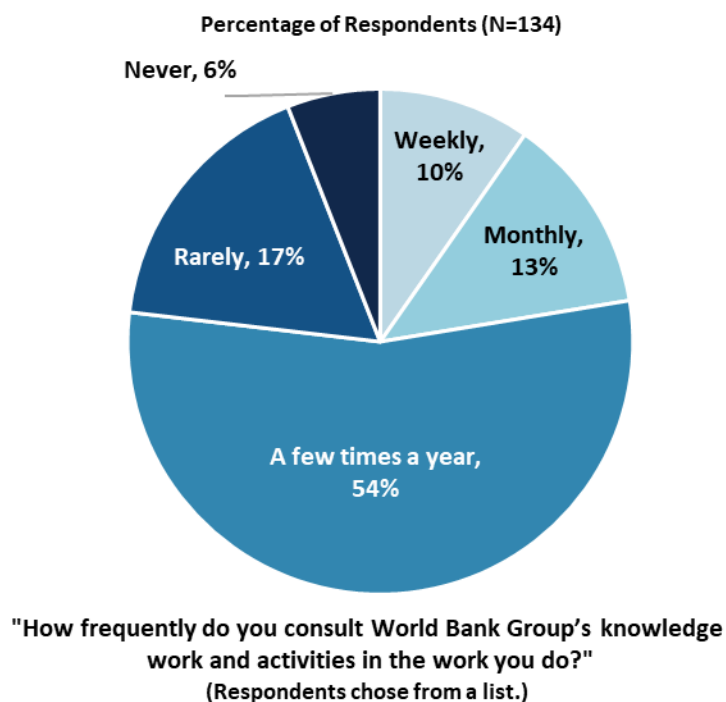
Effectiveness of WBG's Support for Management of Crisis Related Risks





VIII. World Bank Group's Knowledge and Instruments

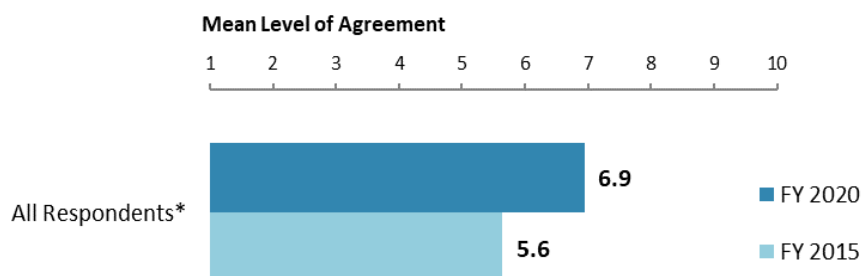
Frequency of Consulting WBG Knowledge Work and Activities





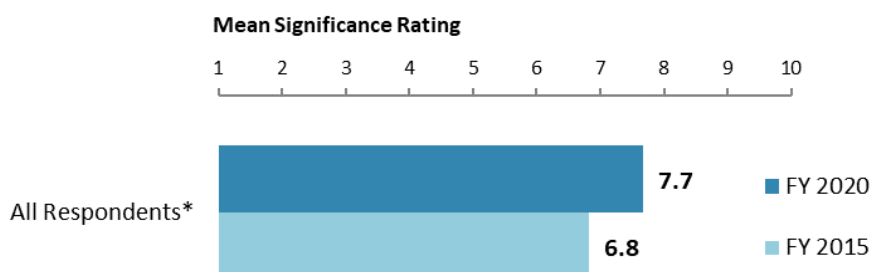
VIII. World Bank Group's Knowledge and Instruments (continued)

Meeting Cabo Verde's Knowledge Needs¹² (Indicator Question)



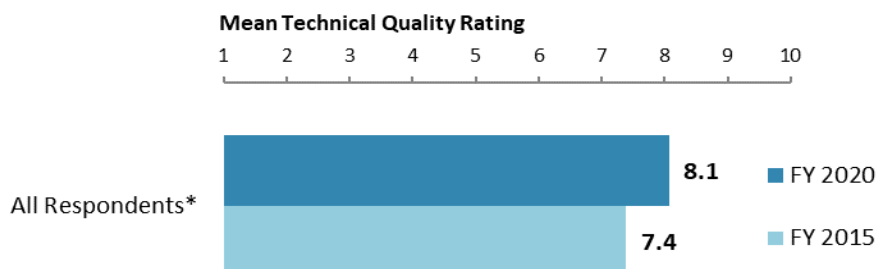
"The World Bank Group meets Cabo Verde's needs for knowledge services (e.g., research, analysis, data, technical assistance)" (1-"Strongly disagree", 10-"Strongly agree")
(*Significantly different between FY 2020 and FY 2015)

Contribution of the WBG's Knowledge Work and Activities (Indicator Question)



"Overall, how significant a contribution do you believe the World Bank Group's knowledge work and activities make to development results in your country?"
(1-"Not significant at all", 10-"Very significant")
(*Significantly different between FY 2020 and FY 2015)

Technical Quality of the WBG's Knowledge Work and Activities (Indicator Question)



"Overall, how would you rate the technical quality of the World Bank Group's knowledge work and activities?"
(1-"Very low technical quality", 10-"Very high technical quality")
(*Significantly different between FY 2020 and FY 2015)

¹² Means in the charts on this page were calculated based on weighted data.



VIII. World Bank Group's Knowledge and Instruments (continued)

Qualities of the WBG's Knowledge Work and Activities¹³



"In Cabo Verde, to what extent do you believe that the World Bank Group's knowledge work and activities:" (1-"To no degree at all", 10-"To a very significant degree")

(*Significantly different between FY 2020 and FY 2015)

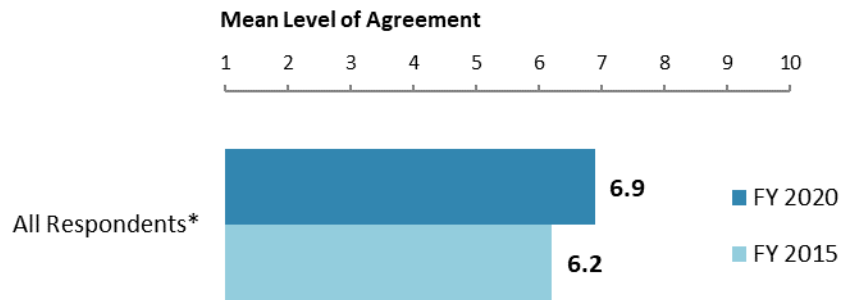
¹Indicator Question

¹³ Means in this chart were calculated based on weighted data.



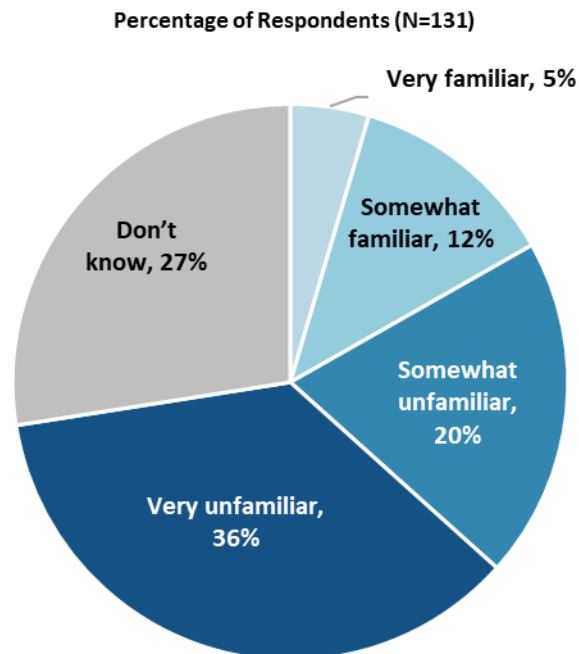
VIII. World Bank Group's Knowledge and Instruments (continued)

Meeting Cabo Verde's Needs for Financial Instruments¹⁴ (Indicator Question)



"The World Bank Group's financial instruments (i.e., investment lending, Development Policy Loan, Trust Funds, etc.) meet the needs of Cabo Verde"
(1-"Strongly disagree", 10-"Strongly agree")
(*Significantly different between FY 2020 and FY 2015)

Familiarity with WBG's New Financial Instruments



"As part of IDA18, the World Bank Group has expanded (or developed) a number of financial instruments to respond to challenges in IDA countries. In general, how familiar are you with the new financial instrument Catastrophe Deferred Draw Down Option (CAT-DDO) in Cabo Verde?"
(Respondents chose from a list.)

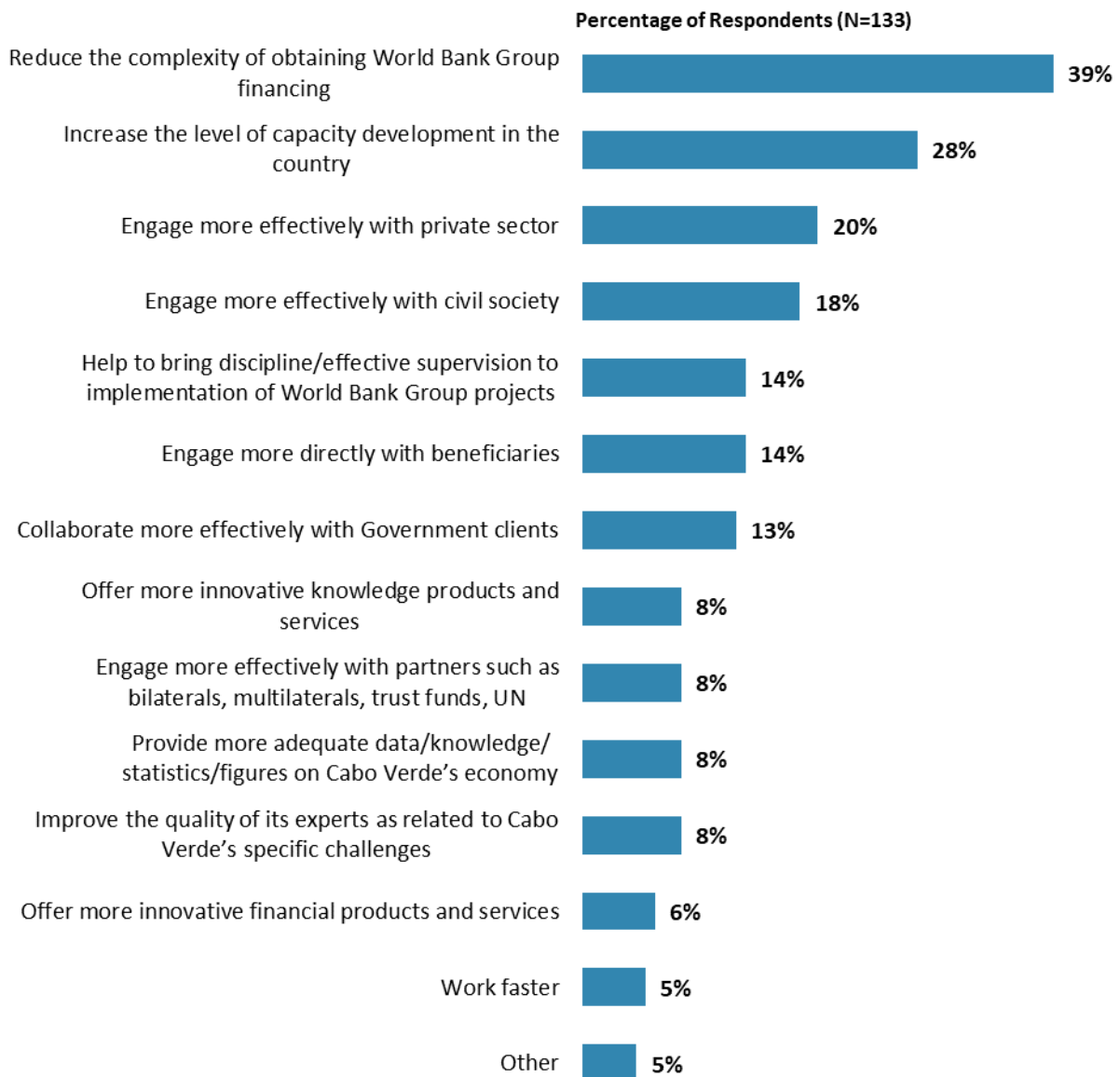
¹⁴ Means in this chart were calculated based on weighted data.



IX. The Future Role of the WBG in Cabo Verde

Making the World Bank Group of Greater Value

- **Year comparison:** Respondents in the previous FY'15 Country Survey indicated that the WBG should “*reach out more to groups outside of Government*” (48%) and “*increase the level of capacity development in the country*” (36%) to make itself of greater value in Cabo Verde.



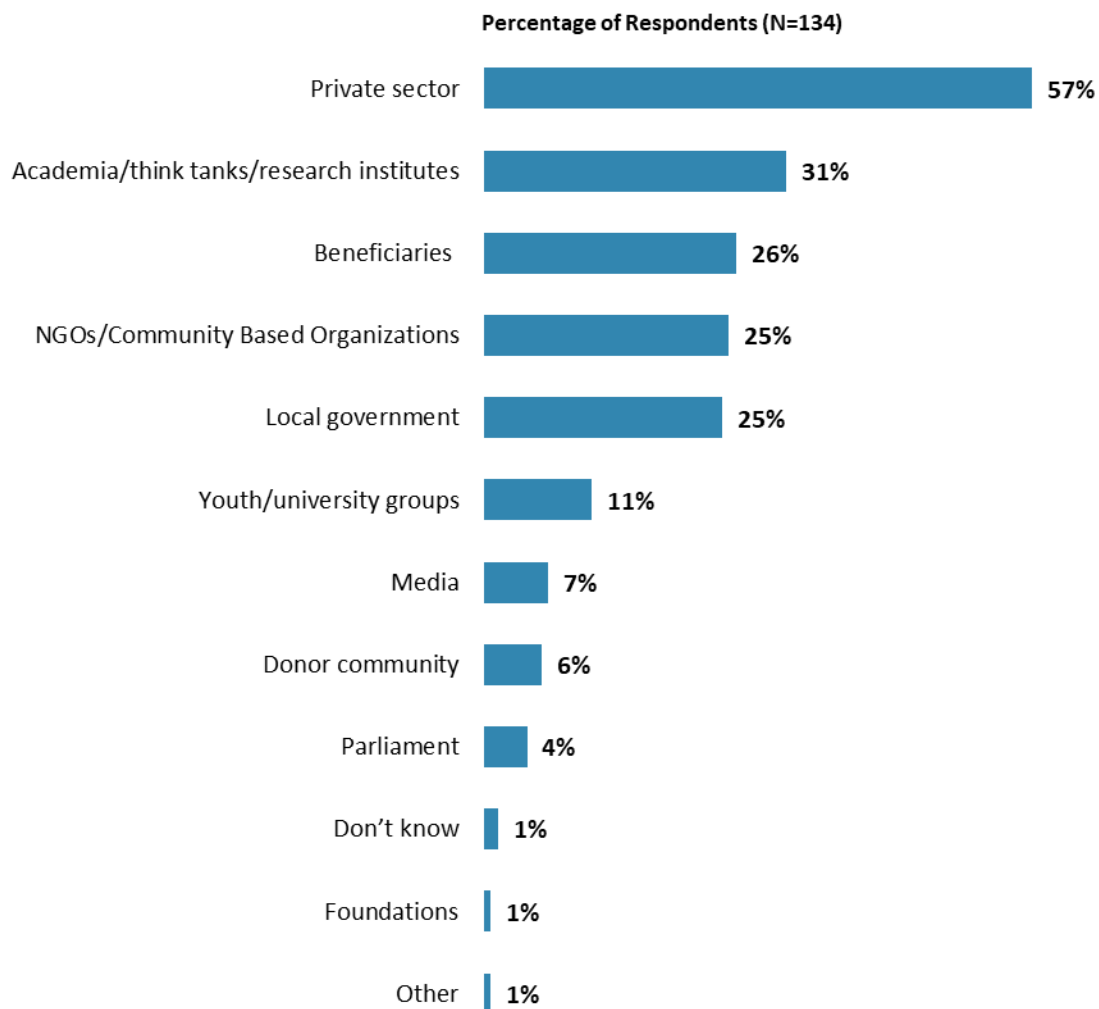
"Which of the following SHOULD the World Bank Group do to make itself of greater value in Cabo Verde? (Choose no more than TWO)"
(Respondents chose from a list. Responses combined.)



IX. The Future Role of the WBG in Cabo Verde (continued)

The World Bank Group Should Collaborate More with ...

- **Year comparison:** Respondents in the FY'15 Country Survey indicated that the WBG should collaborate more with the “*private sector*” (66%) to ensure better development results in Cabo Verde.



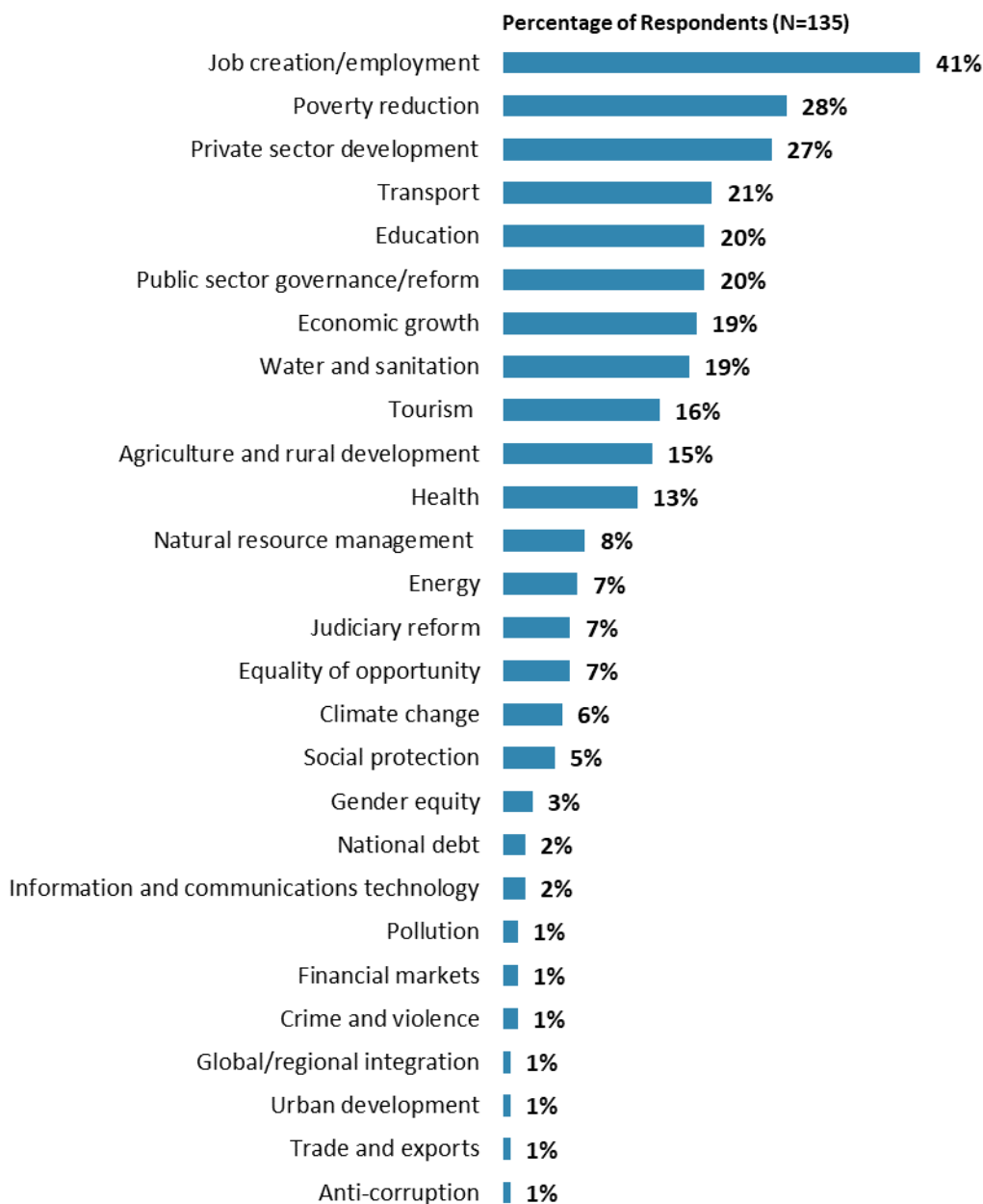
"In addition to the regular relations with the national government, which TWO of the following groups should the World Bank Group collaborate with more in your country? (Choose no more than TWO)"
(Respondents chose from a list. Responses combined.)



IX. The Future Role of the WBG in Cabo Verde (continued)

Where the World Bank Group Should Focus its Resources

- **Year comparison:** Respondents in the previous FY'15 Country Survey indicated that the WBG should focus its resources on “*private sector development*” (49%), “*economic growth*” (36%), “*public sector governance/reform*” (36%), and “*job creation/employment*” (36%).



“When thinking about how the World Bank Group can have the most impact on development results in Cabo Verde, which sectors do you believe the World Bank Group should prioritize with its resources (financial and knowledge services) in Cabo Verde? (Choose no more than THREE)”
(Respondents chose from a list. Responses combined.)

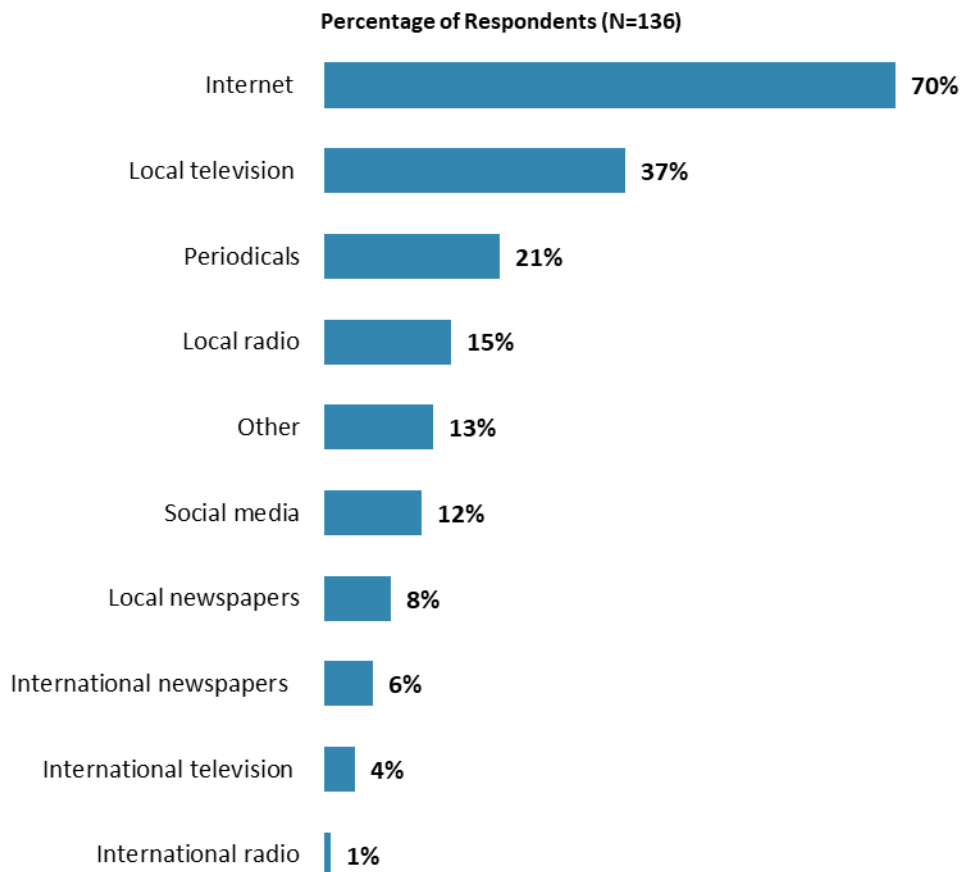


X. Communication and Outreach

Note: When considering the World Bank Group's future outreach with key constituencies, please see Appendix B (page 57) for selected responses by stakeholder groups.

General Information Sources

- **Year comparison:** Respondents in the previous FY'15 Country Survey indicated that they got most of their information about economic and social development issues in Cabo Verde from the “*internet*” (54%), from “*periodicals*” (40%), and from “*local television*” (32%).



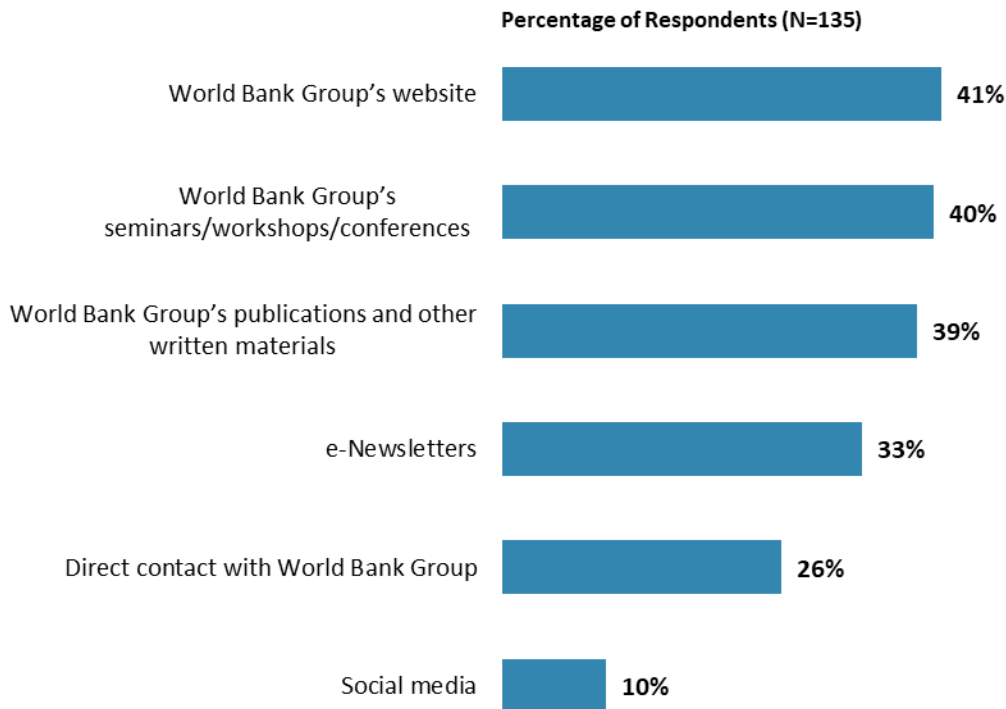
"How do you get most of your information about economic and social development issues in Cabo Verde? (Choose no more than TWO)"
(Respondents chose from a list. Responses combined.)



X. Communication and Outreach (continued)

Preferred Information Sources

- **Year comparison:** Respondents in the previous FY'15 Country Survey indicated that they would prefer to receive information from the WBG through “*e-Newsletters*” (50%) and through “*World Bank Group’s publications and other written materials*” (38%).

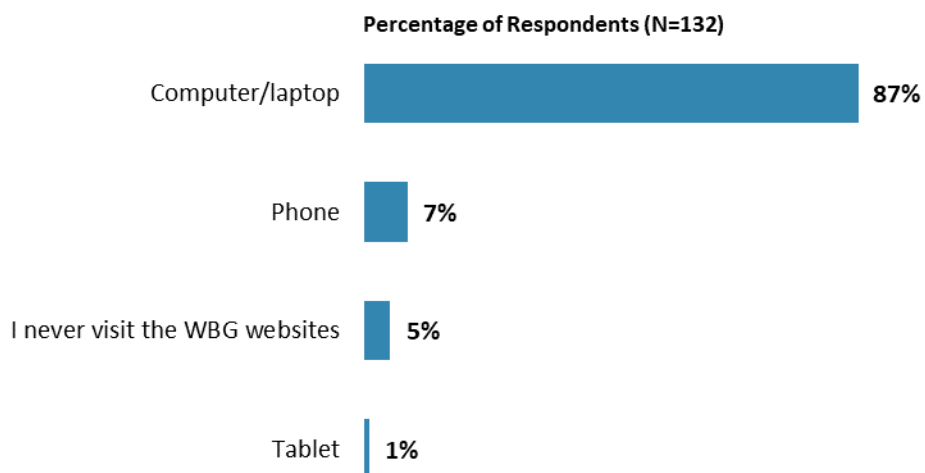


**"How would you prefer to receive information from the World Bank Group?
(Choose no more than TWO)"**
(Respondents chose from a list. Responses combined.)



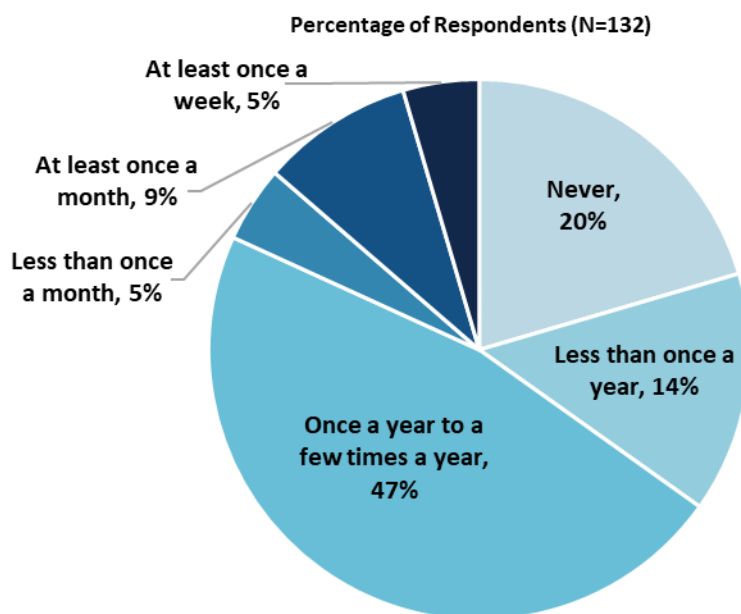
X. Communication and Outreach (continued)

Devices used to access WBG website



"What do you use primarily when visiting a World Bank Group website?"
(Respondents chose from a list.)

WBG Interaction Frequency

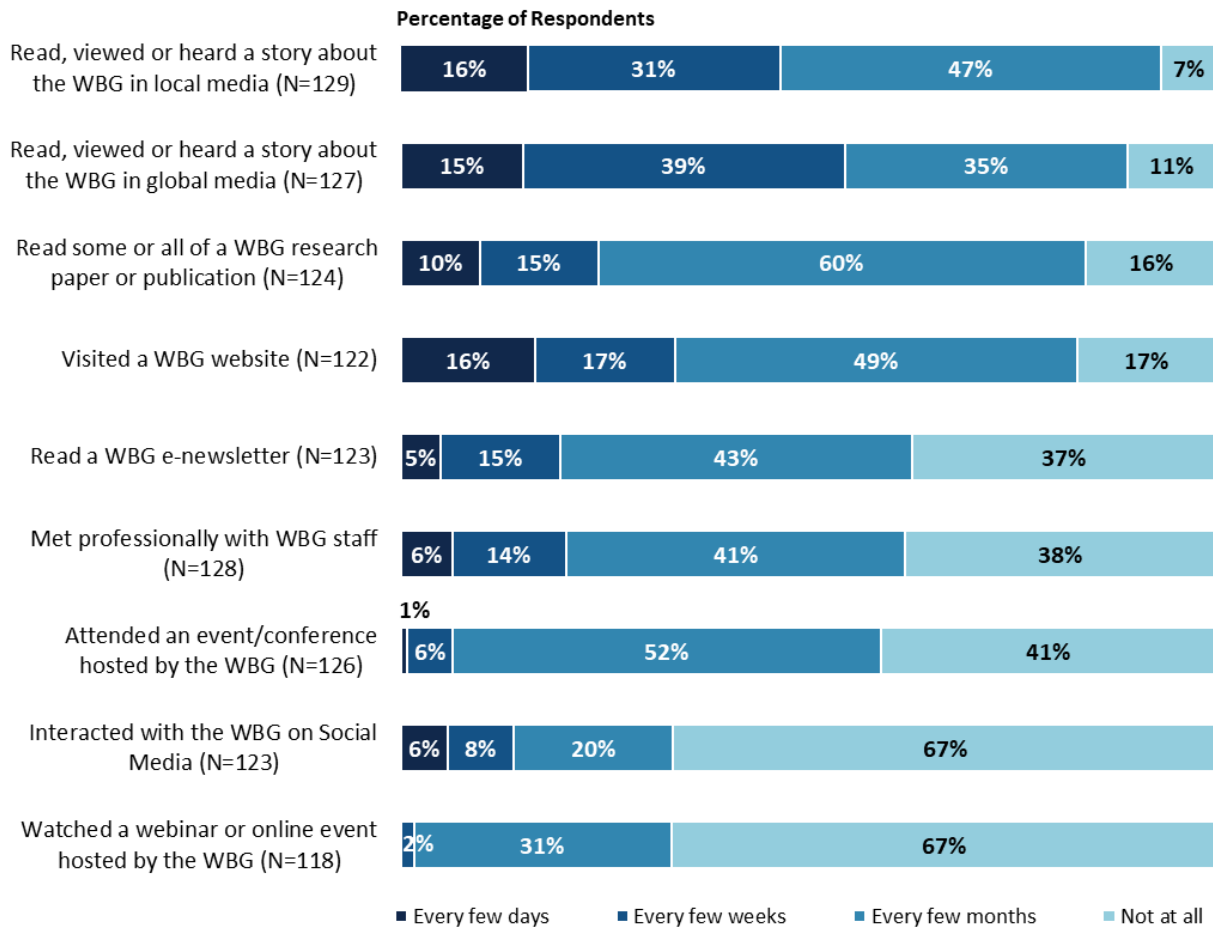


"How frequently do you interact with the World Bank Group now in Cabo Verde?"
(Respondents chose from a list.)



X. Communication and Outreach (continued)

Frequency of Specific WBG Interactions



"Over the past SIX MONTHS, on average how often did you do any of the following related to the World Bank Group (WBG)?" (Respondents chose from a list.)



XI. Appendices

A. Responses to All Questions Across All Respondents	41
B. Responses to Selected Questions by Stakeholder Groups	57
C. Responses to Selected Questions by Levels of Collaboration with the World Bank Group	70
D. Responses to Selected Questions by Year.....	79
E. Indicator Questions as a Function of Exposure to the WBG.....	84
F. Cabo Verde FY 2020 COS Questionnaire	85

CABO VERDE





Appendix A: Responses to All Questions across All Respondents (N=141)

All rating scale questions are presented with the total number of respondents that provided a rating (N), the number of respondents who indicated that they "Don't know" (DK), the mean rating across all respondents (Mean), and the standard deviation of this mean (SD). Indicator questions are noted with an asterisk (*).

A. Overall Context

1. In general, would you say that Cabo Verde is headed in ... ?	Percentage of Respondents (N=138)
The right direction	75.4%
The wrong direction	5.1%
Not sure	19.6%

2. Do you think that economic opportunity for citizens in Cabo Verde is ... ?	Percentage of Respondents (N=137)
Increasing	68.6%
Decreasing	8.8%
Staying about the same	22.6%

**A. Overall Context (continued)**

3. Listed below are a number of development priorities in Cabo Verde. Please identify which of the following you consider the most important development priorities in Cabo Verde. (Choose no more than THREE)	Percentage of Respondents (Responses Combined; N=136)
Public sector governance/reform (i.e., government effectiveness, public financial management, public expenditure, fiscal system reform, reform of State-Owned Enterprises, better statistics)	34.6%
Private sector development	31.6%
Education (e.g., vocational training, skills for better employability)	28.7%
Transport (e.g., roads, bridges, sea and air transportation)	24.3%
Poverty reduction	19.1%
Job creation/employment	18.4%
Tourism (i.e., better integration of the tourism sector in the local economy)	17.6%
Health	16.9%
Equality of opportunity (i.e., social inclusion)	14.7%
Agriculture and rural development	14.0%
Economic growth	11.8%
Social protection (e.g., pensions, targeted social assistance)	10.3%
Water and sanitation	8.8%
Natural resource management (renewable/non-renewable, coastal protection and protection of nature/marine life/fish stocks)	7.4%
Crime and violence (including gender-based violence)	5.9%
Gender equity (closing the gap between women and men, and boys and girls; absent fathers)	4.4%
Global/regional integration	4.4%
Energy	3.7%
Trade and exports	3.7%
Climate change (e.g., mitigation, adaptation)	3.7%
Judiciary reform	3.7%
Financial markets	2.9%
Anti-corruption	2.9%
Information and communications technology	2.9%
Urban development	1.5%
Pollution (e.g., solid waste management, water pollution)	0.7%
Disaster risk management	0.7%
National debt	0.0%

**A. Overall Context (continued)**

4. Poverty reduction is a broad term that encompasses work in many different areas. Which THREE areas of development listed below do you believe would contribute most to reducing poverty in Cabo Verde? (Choose no more than THREE)	Percentage of Respondents (Responses Combined; N=139)
Economic growth	43.2%
Job creation/employment	42.4%
Education (e.g., vocational training, skills for better employability)	36.0%
Agriculture and rural development	35.3%
Equality of opportunity (i.e., social inclusion)	25.9%
Tourism (i.e., better integration of the tourism sector in the local economy)	25.2%
Social protection (e.g., pensions, targeted social assistance)	18.0%
Private sector development	15.8%
Transport (e.g., roads, bridges, sea and air transportation)	8.6%
Public sector governance/reform (i.e., government effectiveness, public financial management, public expenditure, fiscal system reform, reform of State-Owned Enterprises, better statistics)	8.6%
Water and sanitation	7.9%
Gender equity (closing the gap between women and men, and boys and girls; absent fathers)	5.8%
Health	5.0%
Information and communications technology	4.3%
Trade and exports	2.9%
Anti-corruption	2.9%
Global/regional integration	2.9%
Judiciary reform	2.2%
Natural resource management (renewable/non-renewable, coastal protection and protection of nature/marine life/fish stocks)	1.4%
Disaster risk management	0.7%
Climate change (e.g., mitigation, adaptation)	0.7%
Energy	0.7%
Financial markets	0.7%
Urban development	0.7%
National debt	0.0%
Crime and violence (including gender-based violence)	0.0%
Pollution (e.g., solid waste management, water pollution)	0.0%

**A. Overall Context (continued)**

5. Please describe the direction Cabo Verde is moving in, when considering ... ?	N	Direction				
		Getting much worse	Getting somewhat worse	Staying the same	Getting somewhat better	Getting much better
1. Human development (e.g., health, education, and social protection)	135	3.7%	5.9%	25.2%	52.6%	12.6%
2. Equal opportunity for girls and boys, men and women	134	1.5%	3.7%	23.9%	48.5%	22.4%
3. Growing Cabo Verde's economy in a way that leads to jobs and employment	132	3.0%	5.3%	26.5%	54.5%	10.6%
4. The gap between the rich and the poor	134	11.2%	27.6%	41.8%	17.9%	1.5%
5. Making government more effective	133	3.0%	9.0%	39.1%	40.6%	8.3%
6. Anti-corruption	129	4.7%	15.5%	41.9%	30.2%	7.8%
7. Attracting new sources of foreign investment	132	0.8%	3.0%	26.5%	54.5%	15.2%

6. Listed below are global challenges. Which do you think have the most serious impact on Cabo Verde? (Choose no more than TWO)	Percentage of Respondents (Responses Combined; N=126)
Climate change	57.9%
Jobs/employment	56.3%
National debt	23.8%
The gap between the rich and the poor	22.2%
Environmental degradation	14.3%
Geo political uncertainty	6.3%
Terrorism	4.8%
Trade constraints	4.0%
Migrants and refugees	1.6%

7. When economic and/or social reform efforts fail or are slow to take place in Cabo Verde, which of the following would you attribute this to? (Choose no more than TWO)	Percentage of Respondents (Responses Combined; N=131)
Inadequate level of citizen/civil society participation (e.g., bipartisanship of civil society undermining independent debate)	59.5%
Political pressures and obstacles	32.1%
Reforms are not well thought out in light of country challenges	29.0%
Inadequate level of private sector participation	20.6%
Poor coordination within the government	16.0%
Private sector involvement and/or influence	9.9%
Inadequate level of capacity in the government	7.6%
Inadequate level of government accountability	6.9%
Other	5.3%
Inadequate level of donor coordination	3.8%
Corruption	2.3%

**A. Overall Context (continued)**

8. To what extent do you trust each of the following groups to do what is right? (1-To no degree at all, 10-To a very significant degree)	Degree			
	N	DK	Mean	SD
1. The national government	137	1	7.12	1.96
2. Bilateral and international organizations (e.g., EU, JICA, Luxembourg, Portuguese Cooperation)	132	4	7.67	1.31
3. The World Bank Group*	134	3	7.32	1.68
4. The International Monetary Fund	127	7	6.79	1.76
5. The United Nations (UN)	133	1	7.50	1.65
6. Regional development banks	119	12	6.30	1.63
7. Cabo Verde's Central Bank	130	6	7.32	1.70
8. International private sector	123	9	6.06	1.78
9. Domestic private sector	128	4	6.45	1.73
10. International civil society (e.g., NGOs, CBOs)	128	5	6.33	1.48
11. Domestic civil society (e.g., NGOs, CBOs)	132	2	6.39	1.59
12. Faith-based institutions	124	9	5.56	2.03
13. Domestic traditional media and their web presence (e.g., newspapers, TV stations, radio)	133	3	5.86	1.67
14. International media and their web presence	128	8	6.01	1.46
15. Web based media (i.e., blogs, social media, other web-based news and information sources)	127	7	5.08	1.85

9. To what extent do you trust private sector to engage in public service delivery in Cabo Verde?	Percentage of Respondents (N=136)
To a very low degree	8.1%
To a somewhat low degree	16.2%
To a somewhat high degree	53.7%
To a very high degree	16.9%
Don't know	5.1%

B. Overall Attitudes Toward the World Bank Group

Familiarity	N	DK	Mean	SD
1. How familiar are you with the work of the World Bank Group in Cabo Verde? (1-Not familiar at all, 10-Extremely familiar)	137	n/a	6.80	2.25

To what extent do you agree/disagree with the following statements about the World Bank Group's work in Cabo Verde? (1-Strongly disagree, 10-Strongly agree)	Level of Agreement			
	N	DK	Mean	SD
2. Overall the World Bank Group currently plays a relevant role in development in Cabo Verde*	127	7	7.73	1.68
3. The World Bank Group's work is aligned with what I consider the development priorities for Cabo Verde*	131	5	7.26	1.77

Effectiveness	N	DK	Mean	SD
4. Overall, please rate your impression of the World Bank Group's effectiveness in Cabo Verde.* (1-Not effective at all, 10-Very effective)	126	11	7.29	1.67

**B. Overall Attitudes Toward the World Bank Group (continued)**

Achieving Development Results	N	DK	Mean	SD
5. To what extent does the World Bank Group's work help to achieve development results in Cabo Verde?* (1-To no degree at all, 10-To a very significant degree)	129	8	7.53	1.68

Influencing the Development Agenda	N	DK	Mean	SD
6. To what extent does the World Bank Group influence the development agenda in Cabo Verde?* (1-To no degree at all, 10-To a very significant degree)	128	7	7.75	1.61

7. To what extent do you believe that the World Bank Group's work and support help the poorest people in Cabo Verde? (Select only ONE response)	Percentage of Respondents (N=135)
To a fully sufficient degree	9.6%
To a somewhat sufficient degree	50.4%
To a somewhat insufficient degree	32.6%
To a very insufficient degree	3.7%
Don't know	3.7%

8. When thinking about the World Bank Group's role in Cabo Verde, which activity do you VALUE the most? (Choose no more than TWO)	Percentage of Respondents (Responses Combined; N=135)
Financial resources (including budget support and investment lending)	65.2%
Capacity development related to World Bank Group supported projects	28.9%
Technical assistance	25.2%
Mobilizing third party financial resources	20.0%
Policy advice, studies, analyses	17.0%
Implementation support	10.4%
Data and statistics	8.1%
Promoting knowledge sharing	5.9%
Bringing together different groups of stakeholders	4.4%
Donor coordination	4.4%
Other	0.7%

9. Which of the following do you identify as the World Bank Group's greatest WEAKNESSES in its work in Cabo Verde? (Choose no more than TWO)	Percentage of Respondents (Responses Combined; N=136)
World Bank Group's processes too slow and complex	27.9%
Too influenced by developed countries	23.5%
Not enough public disclosure of its work	22.8%
Not willing to honestly criticize policies and reform efforts in the country	19.9%
Not collaborating enough with private sector	15.4%
Not collaborating enough with civil society (e.g., NGOs, CBOs)	13.2%
Not adequately sensitive to political/social realities in Cabo Verde	9.6%
Don't know	9.6%
Not aligned with country priorities	5.9%
Not adequately flexible	5.9%
Staff too inaccessible	4.4%
Not collaborating enough with partners such as bilaterals, multilaterals, trust funds, UN	4.4%
Not sufficiently focused on sustainable results	3.7%
Arrogant in its approach	2.9%
Inadequate World Bank Group's staffing in Cabo Verde	2.9%
Other	2.9%

**B. Overall Attitudes Toward the World Bank Group (continued)**

10. When thinking about how the World Bank Group can have the most impact on development results in Cabo Verde, which sectors do you believe the World Bank Group should prioritize with its resources (financial and knowledge services) in Cabo Verde? (Choose no more than THREE)	Percentage of Respondents (Responses Combined; N=135)
Job creation/employment	41.5%
Poverty reduction	28.1%
Private sector development	26.7%
Transport (e.g., roads, bridges, sea and air transportation)	20.7%
Education (e.g., vocational training, skills for better employability)	20.0%
Public sector governance/reform (i.e., government effectiveness, public financial management, public expenditure, fiscal system reform, reform of State-Owned Enterprises, better statistics)	20.0%
Economic growth	19.3%
Water and sanitation	18.5%
Tourism (i.e., better integration of the tourism sector in the local economy)	15.6%
Agriculture and rural development	14.8%
Health	13.3%
Natural resource management (renewable/non-renewable, coastal protection and protection of nature/marine life/fish stocks)	8.1%
Energy	7.4%
Judiciary reform	6.7%
Equality of opportunity (i.e., social inclusion)	6.7%
Climate change (e.g., mitigation, adaptation)	5.9%
Social protection (e.g., pensions, targeted social assistance)	5.2%
Gender equity (closing the gap between women and men, and boys and girls; absent fathers)	3.0%
National debt	2.2%
Information and communications technology	2.2%
Pollution (e.g., solid waste management, water pollution)	1.5%
Financial markets	1.5%
Crime and violence (including gender-based violence)	1.5%
Global/regional integration	0.7%
Urban development	0.7%
Trade and exports	0.7%
Anti-corruption	0.7%
Disaster risk management	0.0%

**C. World Bank Group's Work and Engagement on the Ground**

Staff Preparedness	N	DK	Mean	SD
1. To what extent do you believe the World Bank Group's staff is well prepared (e.g., skills mix and knowledge) to help Cabo Verde solve its most complicated development challenges? (1-To no degree at all, 10-To a very significant degree)	111	18	7.85	1.54

To what extent is the World Bank Group an effective development partner in Cabo Verde, in terms of each of the following? (1-To no degree at all, 10-To a very significant degree)	Degree			
	N	DK	Mean	SD
2. Responsiveness to needs*	120	12	6.85	1.57
3. Flexibility (in terms of the institution's products and services)*	111	23	6.16	1.65
4. Flexibility (in terms of changing country circumstances)*	107	24	6.44	1.64
5. Being inclusive*	95	27	6.47	1.9
6. Openness (sharing data and other information)*	111	18	6.83	1.98
7. Collaboration with the Government*	126	6	7.97	1.27
8. The speed in which it gets things accomplished on the ground*	105	24	6.16	1.71
9. Helping to bring discipline/effective supervision to implementation of investment projects*	122	12	7.35	1.71
10. Collaboration with civil society*	105	24	5.65	2.18
11. Staff accessibility*	103	25	5.94	2.25
12. Collaboration with other donors and development partners*	104	26	7.12	1.82
13. Collaboration with the private sector*	108	21	6.35	1.96
14. Straightforwardness and honesty*	101	27	7.18	1.93
15. Treating clients and stakeholders in Cabo Verde with respect*	109	24	7.97	1.57
16. Being a long-term partner*	120	12	8.38	1.69

To what extent do you agree/disagree with the following statements? (1-Strongly disagree, 10-Strongly agree)	Level of Agreement			
	N	DK	Mean	SD
17. The World Bank Group disburses funds promptly	79	54	6.59	1.96
18. The World Bank Group effectively monitors and evaluates the projects and programs it supports	113	23	7.75	1.53
19. The World Bank Group's approvals and reviews are done in a timely fashion	84	50	6.88	1.65
20. The World Bank Group's Environmental and Social Framework requirements are reasonable	96	36	7.20	1.30
21. The World Bank Group's conditions on its lending are reasonable	97	36	6.93	1.78
22. The World Bank Group takes decisions quickly in Cabo Verde*	79	54	6.68	1.82
23. Working with the World Bank Group increases Cabo Verde's institutional capacity	119	17	8.09	1.40
24. Where country systems (e.g., procurement, financial management, etc.) are adequate, the World Bank Group makes appropriate use of them*	80	54	7.40	1.62

To what extent do you agree/disagree with the following statements about the World Bank Group in Cabo Verde? (1-Strongly disagree, 10-Strongly agree)	N	DK	Mean	SD
25. The World Bank Group's financial instruments (i.e., investment lending, Development Policy Loan, Trust Funds, etc.) meet the needs of Cabo Verde*	109	24	6.90	1.83
26. The World Bank Group meets Cabo Verde's needs for knowledge services (e.g., research, analysis, data, technical assistance)*	122	12	6.90	1.86

**C. World Bank Group's Work and Engagement on the Ground (continued)**

27. As part of IDA18, the World Bank Group has expanded (or developed) a number of financial instruments to respond to challenges in IDA countries. In general, how familiar are you with the new financial instrument Catastrophe Deferred Draw Down Option (CAT-DDO) in Cabo Verde? (Select only ONE response)	Percentage of Respondents (N=131)
Very familiar	4.6%
Somewhat familiar	12.2%
Somewhat unfamiliar	19.8%
Very unfamiliar	35.9%
Don't know	27.5%

How effectively does the World Bank Group support Ghana's efforts ... ? (1-Not effectively at all, 10-Very effectively)	Effectiveness			
	N	DK	Mean	SD
28. To build stronger domestic resource mobilization systems in the Government (e.g., tax collection)	108	27	7.24	1.43
29. To develop better and stronger data collection/analytics systems within the Government	111	22	7.50	1.44
30. To strengthen the country's crisis preparedness	100	32	7.35	1.53
31. To identify and monitor risks	105	28	7.36	1.44

Systematic Country Diagnostic and Country Partnership Framework Activities	N	DK	Mean	SD
32. How effectively does the World Bank Group's SCD and CPF activities support Cabo Verde's efforts to manage crisis related risks? (1-Not effectively at all, 10-Very effectively)	36	73	7.03	1.34

**D. World Bank Group's Support in Development Areas**

1. How EFFECTIVE do you believe the World Bank Group is in terms of the work it does in the following areas of development in Cabo Verde? (1-Not effective at all, 10-Very effective)	Effectiveness			
	N	DK	Mean	SD
1. Social protection (e.g., pensions, targeted social assistance)	57	69	6.96	1.69
2. Gender equity (closing the gap between women and men, and boys and girls; absent fathers)	66	59	7.09	1.58
3. Private sector development	86	39	6.84	1.72
4. Education (e.g., vocational training, skills for better employability)	80	46	7.14	1.51
5. Public sector governance/reform (i.e., reduction of public debt, government effectiveness, public financial management, public expenditure, fiscal system reform, reform of State-Owned Enterprises, better statistics)	98	28	7.54	1.45
6. Global/regional integration	47	74	6.60	1.73
7. Urban development	55	67	6.22	1.85
8. Energy	73	49	7.33	1.23
9. Pollution (e.g., solid waste management, water pollution)	38	81	6.58	1.29
10. Job creation/employment	86	41	6.70	1.72
11. Financial markets	60	55	7.27	1.54
12. Transport (e.g., roads, bridges, sea and air transportation)	86	38	7.33	1.57
13. Trade and exports	51	68	6.24	1.98
14. Crime and violence (including gender-based violence)	48	70	6.25	2.07
15. Natural resource management (renewable/non-renewable, coastal protection and protection of nature/marine life/fish stocks)	56	66	6.96	1.56
16. Climate change (e.g., mitigation, adaptation)	60	62	6.92	1.58
17. Poverty reduction	95	30	7.13	1.59
18. Anti-corruption	56	66	6.61	2.06
19. Judiciary reform	42	78	6.14	1.97
20. Economic growth	96	30	7.52	1.36
21. Disaster risk management	53	67	6.79	1.69
22. Equality of opportunity (i.e., social inclusion)	70	53	6.69	1.94
23. Information and communications technology	60	62	7.28	1.47

2. From your perspective, which of the following best describes the World Bank Group's current emphasis on investing in human capital (e.g., education, health, social protection)?	Percentage of Respondents (N=126)
Increased its emphasis recently	27.0%
Decreased its emphasis recently	4.8%
Emphasis has remained pretty consistent over time	38.9%
Don't know	29.4%

E. World Bank Group's Knowledge Work and Activities

1. How frequently do you consult World Bank Group's knowledge work and activities in the work you do?	Percentage of Respondents (N=134)
Weekly	9.7%
Monthly	12.7%
A few times a year	54.5%
Rarely	17.2%
Never	6.0%

**E. World Bank Group's Knowledge Work and Activities (continued)**

In Cabo Verde, to what extent do you believe that the World Bank Group's knowledge work and activities: <i>(1-To no degree at all, 10-To a very significant degree)</i>	Degree			
	N	DK	Mean	SD
2. Are timely	91	39	6.89	1.65
3. Include appropriate level of stakeholder involvement during preparation	91	38	7.01	1.69
4. Lead to practical solutions	99	32	6.86	1.65
5. Are source of relevant information on global good practices	109	19	7.83	1.45
6. Are adequately disseminated	109	21	6.61	1.86
7. Are translated enough into local language	101	26	6.56	2.13
8. Are adaptable to Cabo Verde's specific development challenges and country circumstances*	109	20	7.09	1.57

Overall Evaluations	N	DK	Mean	SD
9. Overall, how significant a contribution do you believe the World Bank Group's knowledge work and activities make to development results in your country?* <i>(1-Not significant at all, 10-Very significant)</i>	125	9	7.70	1.45
10. Overall, how would you rate the technical quality of the World Bank Group's knowledge work and activities?* <i>(1-Very low technical quality, 10-Very high technical quality)</i>	121	14	8.05	1.33

F. The Future Role of the World Bank Group in Cabo Verde

1. Which of the following SHOULD the World Bank Group do to make itself of greater value in Cabo Verde? <i>(Choose no more than TWO)</i>	Percentage of Respondents (Responses Combined; N=133)
Reduce the complexity of obtaining World Bank Group financing	39.1%
Increase the level of capacity development in the country	27.8%
Engage more effectively with private sector	19.5%
Engage more effectively with civil society (e.g., NGOs, CBOs)	18.0%
Help to bring discipline/effective supervision to implementation of World Bank Group projects	13.5%
Engage more directly with beneficiaries	13.5%
Collaborate more effectively with Government clients (e.g., national, state, local)	12.8%
Offer more innovative knowledge products and services	8.3%
Engage more effectively with partners such as bilaterals, multilaterals, trust funds, UN	8.3%
Provide more adequate data/knowledge/statistics/figures on Cabo Verde's economy	8.3%
Improve the quality of its experts as related to Cabo Verde's specific challenges	8.3%
Offer more innovative financial products and services	6.0%
Work faster	5.3%
Other	4.5%
Ensure greater selectivity in its work	0.0%

**F. The Future Role of the World Bank Group in Cabo Verde (continued)**

2. In addition to the regular relations with the national government, which TWO of the following groups should the World Bank Group collaborate with more in your country? (Choose no more than TWO)	Percentage of Respondents (Responses Combined; N=134)
Private sector	56.7%
Academia/think tanks/research institutes	31.3%
Beneficiaries	26.1%
NGOs/Community Based Organizations	25.4%
Local government	24.6%
Youth/university groups	11.2%
Media	6.7%
Donor community	6.0%
Parliament	4.5%
Don't know	1.5%
Foundations	0.7%
Other	0.7%

G. Communication and Information Sharing

1. How frequently do you interact with the World Bank Group now in Cabo Verde?	Percentage of Respondents (N=132)
Never	20.5%
Less than once a year	14.4%
Once a year to a few times a year	47.0%
Less than once a month	4.5%
At least once a month	9.1%
At least once a week	4.5%

2. How do you get most of your information about economic and social development issues in Cabo Verde? (Choose no more than TWO)	Percentage of Respondents (Responses Combined; N=136)
Internet	69.9%
Local television	36.8%
Periodicals	21.3%
Local radio	15.4%
Other	13.2%
Social media (e.g., blogs, Facebook, Twitter, YouTube, Flickr)	11.8%
Local newspapers	8.1%
International newspapers	5.9%
International television	3.7%
International radio	0.7%

3. How would you prefer to receive information from the World Bank Group? (Choose no more than TWO)	Percentage of Respondents (Responses Combined; N=135)
World Bank Group's website	40.7%
World Bank Group's seminars/workshops/conferences	40.0%
World Bank Group's publications and other written materials	38.5%
e-Newsletters	33.3%
Direct contact with World Bank Group (i.e., face to face meetings/discussions)	25.9%
Social media (e.g., blogs, Facebook, Twitter, YouTube, Flickr)	9.6%

**G. Communication and Information Sharing (continued)**

4. Which Internet connection do you use primarily when visiting a World Bank Group website? (Select only ONE response)	Percentage of Respondents (N=127)
High speed/WiFi	87.4%
Dial-up	12.6%

5. What do you use primarily when visiting a World Bank Group website? (Select only ONE response)	Percentage of Respondents (N=132)
Tablet	87.1%
Computer/laptop	7.6%
I never visit the WBG websites	4.5%
Phone	0.8%

6. Over the past SIX MONTHS, on average how often did you do any of the following related to the World Bank Group (WBG)?	N	Percentage of Respondents			
		Every few days	Every few weeks	Every few months	Not at all
Read, viewed or heard a story about the WBG in local media (newspaper, magazine, TV, radio)	129	15.5%	31.0%	46.5%	7.0%
Read, viewed or heard a story about the WBG in global media (newspaper, magazine, TV, radio)	127	15.0%	39.4%	34.6%	11.0%
Interacted with the WBG on Social Media (e.g., read a post or tweet, liked, commented, shared, retweeted)	123	5.7%	8.1%	19.5%	66.7%
Visited a WBG website (e.g., read a blog, used data)	122	16.4%	17.2%	49.2%	17.2%
Attended an event/conference hosted by the WBG	126	0.8%	5.6%	52.4%	41.3%
Watched a webinar or online event hosted by the WBG	118	0.0%	1.7%	31.4%	66.9%
Read some or all of a WBG research paper or publication	124	9.7%	14.5%	59.7%	16.1%
Met professionally with WBG staff	128	6.3%	14.1%	41.4%	38.3%
Read a WBG e-newsletter	123	4.9%	14.6%	43.1%	37.4%



H. Background Information

1. Which of the following best describes your current affiliation? (Select only ONE response)	Percentage of Respondents (N=133)
Academia/Research Institute/Think Tank	15.0%
Employee of Ministry, Ministerial Department, Implementation Agency	10.5%
Other	8.3%
Office of Parliamentarian	7.5%
Private Sector Organization	7.5%
NGO/Community Based Organization	7.5%
Project Management Unit (PMU) overseeing implementation of WBG project/Consultant/Contractor working on WBG supported project/program	6.8%
Multilateral Agency (UN, regional development bank)	6.8%
Independent Government Institution (i.e., regulatory agency, central bank/oversight institution)	6.0%
Media (press, radio, TV, web, etc.)	5.3%
Bilateral Agency (e.g., embassy, diplomatic, military)	4.5%
Office of the President, Prime Minister	3.8%
State-Owned Enterprise	3.8%
Local Government Office or Staff	3.0%
Financial Sector/Private Bank	3.0%
Office of Minister	0.8%
Judicial System (e.g., courts)	0.0%
Private Foundation (e.g., Bill & Melinda Gates Foundation, Rockefeller Foundation)	0.0%
Trade Union	0.0%
Faith-Based Group	0.0%
Youth Group	0.0%

**H. Background Information (continued)**

2. Please identify the primary specialization of your work. (Select only ONE response)	Percentage of Respondents (N=135)
Education	16.3%
Other	15.6%
Generalist (specialized in multiple sectors)	6.7%
Macroeconomics, fiscal management	5.9%
Transport	5.9%
Communications, public affairs	5.9%
Poverty	5.2%
Social protection	5.2%
Agriculture, rural development	4.4%
Finance and markets	4.4%
Water, sanitation	3.7%
Gender	3.7%
Tourism	3.7%
Digital development and technology (ICT)	3.0%
Trade and competitiveness	3.0%
Urban development	2.2%
Governance, anti-corruption	1.5%
Environment, natural resources	1.5%
Health, nutrition	0.7%
Jobs	0.7%
Energy	0.7%
Climate change	0.0%
Fragility, conflict, violence, refugees	0.0%
Demographics, migration	0.0%

3. Currently, do you professionally collaborate/work with the World Bank Group (IBRD/IDA, IFC, MIGA, ICSID) in your country?	Percentage of Respondents (N=137)
Yes	25.5%
No	74.5%

4. If yes, which of the following agencies of the World Bank Group do you primarily collaborate/work with in Cabo Verde? (Select only ONE response)	Percentage of Respondents (N=35)
The World Bank (IBRD/IDA)	91.4%
The International Finance Corporation (IFC)	8.6%
The Multilateral Investment Guarantee Agency (MIGA)	0.0%
International Centre for Settlement of Investment Disputes (ICSID)	0.0%

5. Do your projects involve both the World Bank and the IFC?	Percentage of Respondents (N=103)
Yes	33.0%
No	67.0%

**H. Background Information (continued)**

6. Which of the following describes most of your exposure to the World Bank Group in Cabo Verde? (Choose no more than TWO)	Percentage of Respondents (Responses Combined; N=124)
Use World Bank Group reports/data	43.5%
Collaborate as part of my professional duties	43.5%
Use World Bank Group website for information, data, research, etc.	40.3%
Engage in World Bank Group related/sponsored events/activities	15.3%
Observer (i.e., follow in media, discuss in informal conversations, etc.)	14.5%

7. What's your gender?	Percentage of Respondents (N=137)
Female	25.5%
Male	74.5%

8. What's your age?	Percentage of Respondents (N=138)
25 and under	0.7%
26-35	5.1%
36-45	35.5%
46-55	28.3%
56 and above	30.4%

9. Which best represents your geographic location?	Percentage of Respondents (N=137)
Santiago	86.1%
San Vicente	6.6%
Other	2.2%
Sal	1.5%
Maio	0.7%
Santo Antao	0.7%
Boa Vista	0.7%
Sao Nicolau	0.7%
Brava	0.7%
Fogo	0.0%



Appendix B: Responses to Selected Questions by Stakeholder Groups¹⁵

- Office of the President/Prime Minister/Minister N=6
- Office of Parliamentarian N=10
- Employee of a Ministry/PMU/Consultant on WBG N=23
- Independent Government Institution N=8
- Bilateral/Multilateral Agency N=15
- Private Sector/Financial Sector/Private Bank N=14
- CSO N=10
- Academia/Research Institute/Think Tank (Academia) N=20
- Media N=7
- Other¹⁶ N=20

A. Overall Context

In general, would you say that Cabo Verde is headed in ... ?*

Percentage of Respondents	Office of the President/Prime Minister/Minister	Office of Parliamentarian	Employee of a Ministry/PMU/Consultant on WBG Project	Independent Government Institution	Bilateral/Multilateral Agency	Private Sector/Financial Sector/Private Bank	CSO	Academia	Media	Other
The right direction	100.0%	40.0%	95.7%	87.5%	73.3%	71.4%	60.0%	52.6%	50.0%	95.0%
The wrong direction	0.0%	30.0%	0.0%	0.0%	6.7%	14.3%	0.0%	5.3%	0.0%	0.0%
Not sure	0.0%	30.0%	4.3%	12.5%	20.0%	14.3%	40.0%	42.1%	50.0%	5.0%

*Significantly different between stakeholder groups

¹⁵ Only 133 respondents provided information about their current positions. Therefore, only these respondents were included in the across-stakeholder analysis presented in this appendix.

¹⁶ Includes the following categories: Local Government Office or Staff (N=4), State-Owned Enterprise (N=5), and Other (11).

**A. Overall Context (continued)**

Listed below are a number of development priorities in Cabo Verde. Please identify which of the following you consider the most important development priorities in Cabo Verde. (Choose no more than THREE)

Percentage of Respondents (Responses combined)	Office of the President/Prime Minister/Minister	Office of Parliamentarian	Employee of a Ministry/ PMU/Consultant on WBG Project	Independent Government Institution	Bilateral/ Multilateral Agency	Private Sector/ Financial Sector/ Private Bank	CSO	Academia	Media	Other
Social protection	16.7%	0.0%	4.8%	28.6%	13.3%	7.1%	10.0%	5.6%	14.3%	10.0%
Gender equity	0.0%	0.0%	0.0%	0.0%	13.3%	0.0%	20.0%	5.6%	14.3%	0.0%
Private sector development	16.7%	20.0%	28.6%	42.9%	20.0%	57.1%	20.0%	22.2%	0.0%	50.0%
Education*	50.0%	20.0%	33.3%	0.0%	6.7%	14.3%	40.0%	55.6%	42.9%	35.0%
Public sector governance/reform*	50.0%	30.0%	0.0%	57.1%	26.7%	57.1%	50.0%	33.3%	42.9%	40.0%
Global/regional integration	0.0%	0.0%	0.0%	0.0%	6.7%	0.0%	20.0%	11.1%	14.3%	0.0%
Tourism	0.0%	20.0%	33.3%	0.0%	20.0%	14.3%	0.0%	16.7%	28.6%	10.0%
Urban development*	16.7%	0.0%	0.0%	0.0%	0.0%	0.0%	0.0%	0.0%	0.0%	0.0%
Energy	0.0%	0.0%	9.5%	0.0%	13.3%	0.0%	0.0%	5.6%	0.0%	0.0%
Water and sanitation	16.7%	10.0%	28.6%	0.0%	0.0%	0.0%	0.0%	5.6%	14.3%	10.0%
Pollution	0.0%	0.0%	0.0%	0.0%	0.0%	0.0%	0.0%	5.6%	0.0%	0.0%
Job creation/employment*	33.3%	20.0%	0.0%	42.9%	26.7%	42.9%	10.0%	5.6%	14.3%	20.0%
Health	16.7%	30.0%	9.5%	14.3%	20.0%	7.1%	10.0%	22.2%	14.3%	15.0%
Financial markets	0.0%	0.0%	9.5%	0.0%	0.0%	14.3%	0.0%	0.0%	0.0%	0.0%
Transport	16.7%	40.0%	42.9%	14.3%	26.7%	35.7%	10.0%	16.7%	14.3%	10.0%
Agriculture and rural development	16.7%	30.0%	4.8%	28.6%	0.0%	14.3%	30.0%	22.2%	14.3%	0.0%
Trade and exports	0.0%	0.0%	9.5%	14.3%	0.0%	0.0%	0.0%	5.6%	0.0%	5.0%
Crime and violence	0.0%	0.0%	14.3%	0.0%	6.7%	7.1%	0.0%	5.6%	0.0%	10.0%
Natural resource management	0.0%	0.0%	0.0%	0.0%	20.0%	7.1%	20.0%	5.6%	14.3%	10.0%
Climate change	0.0%	10.0%	4.8%	0.0%	6.7%	0.0%	0.0%	11.1%	0.0%	0.0%
Poverty reduction	16.7%	20.0%	9.5%	0.0%	20.0%	0.0%	30.0%	22.2%	28.6%	40.0%
Anti-corruption	0.0%	10.0%	0.0%	0.0%	0.0%	0.0%	0.0%	5.6%	0.0%	10.0%
Judiciary reform	0.0%	0.0%	0.0%	0.0%	20.0%	7.1%	10.0%	0.0%	0.0%	0.0%
Economic growth	16.7%	20.0%	28.6%	28.6%	0.0%	14.3%	0.0%	0.0%	0.0%	10.0%
Disaster risk management	0.0%	0.0%	4.8%	0.0%	0.0%	0.0%	0.0%	0.0%	0.0%	0.0%
Equality of opportunity	0.0%	20.0%	14.3%	14.3%	33.3%	0.0%	20.0%	11.1%	28.6%	15.0%
National debt	0.0%	0.0%	0.0%	0.0%	0.0%	0.0%	0.0%	0.0%	0.0%	0.0%
Information and communications technology	16.7%	0.0%	4.8%	14.3%	0.0%	0.0%	0.0%	0.0%	0.0%	0.0%

*Significantly different between stakeholder groups



A. Overall Context (continued)

When economic and/or social reform efforts fail or are slow to take place in Cabo Verde, which of the following would you attribute this to? (Choose no more than TWO)

Percentage of Respondents (Responses combined)	Office of the President/Prime Minister/Minister	Office of Parliamentarian	Employee of a Ministry/ PMU/Consultant on WBG Project	Independent Government Institution	Bilateral/ Multilateral Agency	Private Sector/ Financial Sector/ Private Bank	CSO	Academia	Media	Other
Political pressures and obstacles	50.0%	40.0%	36.8%	14.3%	7.1%	23.1%	20.0%	33.3%	71.4%	42.1%
Inadequate level of private sector participation	16.7%	20.0%	26.3%	14.3%	42.9%	15.4%	0.0%	5.6%	14.3%	26.3%
Inadequate level of citizen/civil society participation	66.7%	50.0%	73.7%	57.1%	28.6%	69.2%	80.0%	72.2%	71.4%	63.2%
Inadequate level of donor coordination	0.0%	0.0%	0.0%	28.6%	7.1%	7.7%	0.0%	5.6%	0.0%	0.0%
Reforms are not well thought out in light of country challenges*	33.3%	40.0%	0.0%	0.0%	35.7%	38.5%	60.0%	38.9%	14.3%	31.6%
Poor coordination within the government*	0.0%	0.0%	42.1%	14.3%	21.4%	0.0%	0.0%	11.1%	14.3%	10.5%
Inadequate level of government accountability	0.0%	0.0%	0.0%	0.0%	14.3%	15.4%	0.0%	5.6%	0.0%	10.5%
Inadequate level of capacity in the government*	0.0%	10.0%	0.0%	14.3%	35.7%	0.0%	0.0%	11.1%	0.0%	0.0%
Corruption*	0.0%	0.0%	0.0%	28.6%	0.0%	0.0%	0.0%	0.0%	14.3%	0.0%
Private sector involvement and/or influence	16.7%	10.0%	10.5%	14.3%	7.1%	7.7%	10.0%	11.1%	0.0%	10.5%
Other	0.0%	10.0%	0.0%	14.3%	0.0%	15.4%	20.0%	0.0%	0.0%	5.3%

*Significantly different between stakeholder groups

	Office of the President/Prime Minister/Minister		Office of Parliamentarian		Employee of a Ministry/PMU/Consultant on WBG Project		Independent Government Institution		Bilateral/ Multilateral Agency		Private Sector/ Financial Sector/ Private Bank		CSO		Academia		Media		Other	
	N	Mean	N	Mean	N	Mean	N	Mean	N	Mean	N	Mean	N	Mean	N	Mean	N	Mean	N	Mean
To what extent do you trust the World Bank Group to do what is right?*	5	7.60	10	8.00	23	7.96	8	7.63	15	7.00	13	6.69	7	7.86	19	6.42	7	6.57	19	8.00

(1-To no degree at all, 10-To a very significant degree) *Significantly different between stakeholder groups

**B. Overall Attitudes Toward the World Bank Group**

	Office of the President/Prime Minister/Minister		Office of Parliamentarian		Employee of a Ministry/PMU/Consultant on WBG Project		Independent Government Institution		Bilateral/Multilateral Agency		Private Sector/Financial Sector/Private Bank		CSO		Academia		Media		Other	
	N	Mean	N	Mean	N	Mean	N	Mean	N	Mean	N	Mean	N	Mean	N	Mean	N	Mean	N	Mean
How familiar are you with the work of the World Bank Group in Cabo Verde?*	4	7.00	10	6.70	23	8.30	8	6.00	15	6.20	13	7.15	10	3.40	20	6.25	6	6.67	19	7.26

(1-Not familiar at all, 10-Extremely familiar) *Significantly different between stakeholder groups

To what extent do you agree/disagree with the following statements about the World Bank Group's work in Cabo Verde? (1-Strongly disagree, 10-Strongly agree)

	Office of the President/Prime Minister/Minister		Office of Parliamentarian		Employee of a Ministry/PMU/Consultant on WBG Project		Independent Government Institution		Bilateral/Multilateral Agency		Private Sector/Financial Sector/Private Bank		CSO		Academia		Media		Other	
	N	Mean	N	Mean	N	Mean	N	Mean	N	Mean	N	Mean	N	Mean	N	Mean	N	Mean	N	Mean
Overall the World Bank Group currently plays a relevant role in development in Cabo Verde	5	7.60	10	7.80	22	8.59	8	7.88	12	7.42	13	7.77	6	6.50	19	7.11	7	7.29	19	7.84
The World Bank Group's work is aligned with what I consider the development priorities for Cabo Verde*	6	7.33	10	6.70	23	8.43	7	8.43	15	7.07	13	7.00	5	5.20	19	6.37	7	6.57	20	7.75

*Significantly different between stakeholder groups

	Office of the President/Prime Minister/Minister		Office of Parliamentarian		Employee of a Ministry/PMU/Consultant on WBG Project		Independent Government Institution		Bilateral/Multilateral Agency		Private Sector/Financial Sector/Private Bank		CSO		Academia		Media		Other	
	N	Mean	N	Mean	N	Mean	N	Mean	N	Mean	N	Mean	N	Mean	N	Mean	N	Mean	N	Mean
Overall, please rate your impression of the World Bank Group's effectiveness in Cabo Verde.	6	7.67	10	7.30	22	8.05	8	7.13	12	6.42	12	6.75	5	6.20	19	7.00	7	7.14	19	7.79

(1-Not effective at all, 10-Very effective)

**B. Overall Attitudes Toward the World Bank Group (continued)**

	Office of the President/Prime Minister/Minister		Office of Parliamentarian		Employee of a Ministry/PMU/Consultant on WBG Project		Independent Government Institution		Bilateral/Multilateral Agency		Private Sector/Financial Sector/Private Bank		CSO		Academia		Media		Other	
	N	Mean	N	Mean	N	Mean	N	Mean	N	Mean	N	Mean	N	Mean	N	Mean	N	Mean	N	Mean
To what extent does the World Bank Group's work help to achieve development results in Cabo Verde?	6	7.67	10	7.80	23	8.00	8	7.88	11	6.64	13	7.31	5	6.40	20	7.00	7	7.43	20	7.80

(1-To no degree at all, 10-To a very significant degree)

	Office of the President/Prime Minister/Minister		Office of Parliamentarian		Employee of a Ministry/PMU/Consultant on WBG Project		Independent Government Institution		Bilateral/Multilateral Agency		Private Sector/Financial Sector/Private Bank		CSO		Academia		Media		Other	
	N	Mean	N	Mean	N	Mean	N	Mean	N	Mean	N	Mean	N	Mean	N	Mean	N	Mean	N	Mean
To what extent does the World Bank Group influence the development agenda in Cabo Verde?	6	8.50	9	8.56	23	7.96	8	7.50	13	6.85	13	8.08	5	6.80	19	7.26	7	7.71	19	7.84

(1-To no degree at all, 10-To a very significant degree)

**B. Overall Attitudes Toward the World Bank Group (continued)**

When thinking about how the World Bank Group can have the most impact on development results in Cabo Verde, which sectors do you believe the World Bank Group should prioritize with its resources (financial and knowledge services) in Cabo Verde? (Choose no more than THREE)

Percentage of Respondents (Responses combined)	Office of the President/Prime Minister/Minister	Office of Parliamentarian	Employee of a Ministry/ PMU/Consultant on WBG Project	Independent Government Institution	Bilateral/ Multilateral Agency	Private Sector/ Financial Sector/ Private Bank	CSO	Academia	Media	Other
Energy	0.0%	20.0%	17.4%	0.0%	20.0%	0.0%	0.0%	5.0%	0.0%	0.0%
Water and sanitation	40.0%	40.0%	30.4%	12.5%	20.0%	0.0%	20.0%	5.0%	16.7%	15.8%
Pollution	0.0%	0.0%	0.0%	0.0%	0.0%	7.7%	0.0%	5.0%	0.0%	0.0%
Job creation/employment	40.0%	50.0%	39.1%	25.0%	26.7%	76.9%	20.0%	45.0%	33.3%	52.6%
Health*	0.0%	10.0%	4.3%	50.0%	20.0%	0.0%	10.0%	10.0%	33.3%	15.8%
Financial markets*	0.0%	0.0%	0.0%	0.0%	0.0%	15.4%	0.0%	0.0%	0.0%	0.0%
Social protection	20.0%	0.0%	0.0%	0.0%	20.0%	0.0%	0.0%	10.0%	0.0%	5.3%
Gender equity	0.0%	0.0%	0.0%	0.0%	0.0%	0.0%	20.0%	5.0%	0.0%	5.3%
Private sector development*	40.0%	10.0%	17.4%	0.0%	13.3%	69.2%	30.0%	25.0%	16.7%	31.6%
Education	20.0%	10.0%	21.7%	12.5%	6.7%	7.7%	20.0%	35.0%	33.3%	26.3%
Public sector governance/reform	20.0%	0.0%	17.4%	50.0%	26.7%	0.0%	30.0%	20.0%	16.7%	31.6%
Global/regional integration	0.0%	0.0%	0.0%	0.0%	0.0%	0.0%	0.0%	5.0%	0.0%	0.0%
Tourism	0.0%	10.0%	17.4%	0.0%	20.0%	38.5%	30.0%	5.0%	0.0%	10.5%
Urban development*	20.0%	0.0%	0.0%	0.0%	0.0%	0.0%	0.0%	0.0%	0.0%	0.0%
Judiciary reform	0.0%	20.0%	4.3%	0.0%	6.7%	7.7%	20.0%	0.0%	0.0%	5.3%
Economic growth	0.0%	30.0%	26.1%	12.5%	13.3%	7.7%	0.0%	25.0%	0.0%	31.6%
Disaster risk management	0.0%	0.0%	0.0%	0.0%	0.0%	0.0%	0.0%	0.0%	0.0%	0.0%
Equality of opportunity	0.0%	0.0%	0.0%	12.5%	6.7%	0.0%	10.0%	10.0%	33.3%	10.5%
National debt	0.0%	0.0%	0.0%	0.0%	6.7%	7.7%	0.0%	0.0%	16.7%	0.0%
Information and communications technology	0.0%	0.0%	8.7%	0.0%	0.0%	0.0%	0.0%	0.0%	0.0%	5.3%
Transport	20.0%	50.0%	39.1%	25.0%	20.0%	0.0%	10.0%	15.0%	16.7%	15.8%
Agriculture and rural development	20.0%	20.0%	13.0%	0.0%	13.3%	15.4%	30.0%	10.0%	33.3%	0.0%
Trade and exports	0.0%	0.0%	0.0%	0.0%	0.0%	0.0%	0.0%	0.0%	0.0%	5.3%
Crime and violence	0.0%	0.0%	0.0%	0.0%	0.0%	0.0%	0.0%	10.0%	0.0%	0.0%
Natural resource management	0.0%	0.0%	0.0%	12.5%	20.0%	0.0%	20.0%	10.0%	16.7%	10.5%
Climate change	0.0%	0.0%	21.7%	0.0%	0.0%	15.4%	0.0%	5.0%	0.0%	0.0%
Poverty reduction	40.0%	20.0%	21.7%	75.0%	33.3%	30.8%	30.0%	30.0%	33.3%	10.5%
Anti-corruption	0.0%	0.0%	0.0%	0.0%	0.0%	0.0%	0.0%	5.0%	0.0%	0.0%

*Significantly different between stakeholder groups

**C. World Bank Group's Work and Engagement on the Ground**

To what extent is the World Bank Group an effective development partner in Cabo Verde, in terms of each of the following? (1-To no degree at all, 10-To a very significant degree)

	Office of the President/Prime Minister/Minister		Office of Parliamentarian		Employee of a Ministry/PMU/Consultant on WBG Project		Independent Government Institution		Bilateral/Multilateral Agency		Private Sector/Financial Sector/Private Bank		CSO		Academia		Media		Other	
	N	Mean	N	Mean	N	Mean	N	Mean	N	Mean	N	Mean	N	Mean	N	Mean	N	Mean	N	Mean
Responsiveness to needs	3	7.33	8	6.63	18	7.56	7	7.14	8	6.38	11	7.18	7	6.14	17	6.59	7	6.43	18	6.83
Flexibility (in terms of the institution's products and services)	5	6.80	9	5.89	17	7.18	7	5.86	7	5.71	11	6.27	2	4.50	9	5.78	4	5.50	13	5.92
Flexibility (in terms of changing country circumstances)*	5	7.20	10	6.20	22	7.45	7	6.29	7	6.14	12	6.33	5	5.20	12	5.42	7	5.86	14	6.36
Being inclusive*	4	6.75	9	6.78	18	7.50	5	6.20	8	5.75	12	6.75	4	3.50	16	6.19	6	5.83	10	6.50
Openness (sharing data and other information)	5	8.20	10	6.00	21	7.67	6	7.00	9	6.11	11	6.91	6	5.50	16	6.50	6	7.33	16	7.00
Collaboration with the Government*	5	9.00	10	8.30	22	8.23	8	8.63	12	7.33	13	8.54	8	6.75	19	7.68	7	7.43	17	8.06
The speed in which it gets things accomplished on the ground	4	7.00	10	6.40	23	6.61	8	6.00	6	5.00	10	6.40	6	6.33	12	6.25	7	5.29	16	5.63
Helping to bring discipline/effective supervision to implementation of investment projects	5	7.00	10	8.00	23	7.52	8	7.25	8	7.13	13	7.15	7	6.57	17	7.00	7	7.29	18	7.78
Collaboration with civil society	4	6.50	10	5.30	21	6.48	5	5.40	6	4.17	11	4.64	7	5.14	14	5.57	6	5.50	17	6.06
Staff accessibility	4	6.75	10	5.10	19	7.21	5	6.20	10	6.40	12	5.42	5	4.20	12	5.00	6	5.00	16	6.19
Collaboration with other donors and development partners	3	8.33	7	8.00	20	7.70	6	5.83	11	5.82	10	7.40	6	6.83	17	6.71	5	6.80	16	7.50
Collaboration with the private sector	4	6.75	9	7.00	18	6.78	7	7.43	7	6.29	13	5.85	7	5.71	13	6.23	7	5.86	18	6.22
Straightforwardness and honesty	4	8.00	8	7.50	21	7.86	6	6.17	7	7.00	12	6.67	4	5.50	11	7.00	7	7.00	17	7.29
Treating clients and stakeholders in Cabo Verde with respect*	4	8.50	9	8.44	23	8.83	7	7.57	8	8.00	11	8.27	4	5.50	14	7.14	6	7.67	17	8.00
Being a long-term partner	5	9.00	10	8.90	23	8.87	8	8.88	11	8.18	12	7.50	5	7.20	17	7.71	7	8.00	17	8.71

*Significantly different between stakeholder groups

**C. World Bank Group's Work and Engagement on the Ground (continued)**

To what extent do you agree/disagree with the following statements? (1- Strongly disagree, 10- Strongly agree)

	Office of the President/Prime Minister/Minister		Office of Parliamentarian		Employee of a Ministry/PMU/Consultant on WBG Project		Independent Government Institution		Bilateral/Multilateral Agency		Private Sector/Financial Sector/Private Bank		CSO		Academia		Media		Other	
	N	Mean	N	Mean	N	Mean	N	Mean	N	Mean	N	Mean	N	Mean	N	Mean	N	Mean	N	Mean
The World Bank Group takes decisions quickly in Cabo Verde	3	7.00	9	6.56	17	7.53	6	5.50	4	6.75	10	6.30	4	5.75	4	6.75	4	7.00	15	6.40
Where country systems are adequate, the World Bank Group makes appropriate use of them	3	7.67	6	8.17	21	7.71	3	7.33	7	6.71	10	7.10	4	5.75	5	6.40	5	8.00	12	7.58

D. World Bank Group's Support in Development Areas

From your perspective, which of the following best describes the World Bank Group's current emphasis on investing in human capital (e.g., education, health, social protection)?*

Percentage of Respondents	Office of the President/Prime Minister/Minister	Office of Parliamentarian	Employee of a Ministry/PMU/Consultant on WBG Project	Independent Government Institution	Bilateral/Multilateral Agency	Private Sector/Financial Sector/Private Bank	CSO	Academia	Media	Other
Increased its emphasis recently	75.0%	20.0%	50.0%	25.0%	13.3%	15.4%	14.3%	15.0%	20.0%	36.8%
Decreased its emphasis recently	0.0%	0.0%	0.0%	0.0%	0.0%	15.4%	0.0%	10.0%	0.0%	10.5%
Emphasis has remained pretty consistent over time	0.0%	70.0%	35.0%	25.0%	33.3%	69.2%	28.6%	40.0%	40.0%	36.8%
Don't know	25.0%	10.0%	15.0%	50.0%	53.3%	0.0%	57.1%	35.0%	40.0%	15.8%

*Significantly different between stakeholder groups



E. World Bank Group's Knowledge Work and Activities

How frequently do you consult World Bank Group's knowledge work and activities in the work you do?

Percentage of Respondents	Office of the President/Prime Minister/Minister	Office of Parliamentarian	Employee of a Ministry/ PMU/Consultant on WBG Project	Independent Government Institution	Bilateral/ Multilateral Agency	Private Sector/ Financial Sector/ Private Bank	CSO	Academia	Media	Other
Weekly	33.3%	20.0%	19.0%	0.0%	13.3%	7.7%	0.0%	5.0%	0.0%	5.3%
Monthly	16.7%	10.0%	14.3%	25.0%	13.3%	23.1%	0.0%	10.0%	14.3%	10.5%
A few times a year	50.0%	70.0%	52.4%	37.5%	33.3%	61.5%	60.0%	55.0%	71.4%	52.6%
Rarely	0.0%	0.0%	4.8%	37.5%	33.3%	7.7%	30.0%	30.0%	14.3%	15.8%
Never	0.0%	0.0%	9.5%	0.0%	6.7%	0.0%	10.0%	0.0%	0.0%	15.8%

In Cabo Verde, to what extent do you believe that the World Bank Group's knowledge work and activities:

	Office of the President/Prime Minister/Minister		Office of Parliamentarian		Employee of a Ministry/PMU/Consultant on WBG Project		Independent Government Institution		Bilateral/ Multilateral Agency		Private Sector/ Financial Sector/ Private Bank		CSO		Academia		Media		Other	
	N	Mean	N	Mean	N	Mean	N	Mean	N	Mean	N	Mean	N	Mean	N	Mean	N	Mean	N	Mean
are adaptable to Cabo Verde's specific development challenges and country circumstances	5	8.00	10	7.20	18	8.00	7	6.86	11	6.09	13	6.92	6	6.50	15	6.73	5	7.00	14	7.00

(1-To no degree at all, 10-To a very significant degree)

	Office of the President/Prime Minister/Minister		Office of Parliamentarian		Employee of a Ministry/PMU/Consultant on WBG Project		Independent Government Institution		Bilateral/ Multilateral Agency		Private Sector/ Financial Sector/ Private Bank		CSO		Academia		Media		Other	
	N	Mean	N	Mean	N	Mean	N	Mean	N	Mean	N	Mean	N	Mean	N	Mean	N	Mean	N	Mean
Overall, how significant a contribution do you believe the World Bank Group's knowledge work and activities make to development results in your country?	6	8.33	10	8.20	22	7.82	7	7.29	13	6.38	12	7.50	7	7.57	18	7.61	7	7.71	18	8.17
Overall, how would you rate the technical quality of the World Bank Group's knowledge work and activities?	5	8.80	10	8.40	22	8.41	7	7.29	14	7.21	13	7.92	7	8.14	13	8.00	7	8.00	19	8.37

(1-Not significant at all, 10-Very significant; 1-Very low technical quality, 10-Very high technical quality)

**F. The Future Role of The World Bank Group in Cabo Verde****Which of the following SHOULD the World Bank Group do to make itself of greater value in Cabo Verde? (Choose no more than TWO)**

Percentage of Respondents (Responses combined)	Office of the President/Prime Minister/Minister	Office of Parliamentarian	Employee of a Ministry/ PMU/Consultant on WBG Project	Independent Government Institution	Bilateral/ Multilateral Agency	Private Sector/ Financial Sector/ Private Bank	CSO	Academia	Media	Other
Offer more innovative knowledge products and services	0.0%	10.0%	17.4%	0.0%	0.0%	0.0%	0.0%	15.0%	0.0%	16.7%
Collaborate more effectively with Government clients	16.7%	20.0%	21.7%	0.0%	0.0%	15.4%	20.0%	0.0%	0.0%	27.8%
Work faster	0.0%	0.0%	4.3%	0.0%	6.7%	0.0%	0.0%	5.0%	0.0%	22.2%
Reduce the complexity of obtaining World Bank Group financing*	50.0%	70.0%	30.4%	100.0%	33.3%	30.8%	20.0%	40.0%	14.3%	44.4%
Help to bring discipline/effective supervision to implementation of World Bank Group projects*	0.0%	0.0%	8.7%	0.0%	6.7%	30.8%	10.0%	30.0%	42.9%	0.0%
Engage more effectively with partners such as bilaterals, multilaterals, trust funds, UN*	16.7%	0.0%	0.0%	0.0%	46.7%	0.0%	0.0%	0.0%	0.0%	11.1%
Offer more innovative financial products and services	0.0%	0.0%	8.7%	0.0%	13.3%	15.4%	0.0%	5.0%	14.3%	0.0%
Ensure greater selectivity in its work	0.0%	0.0%	0.0%	0.0%	0.0%	0.0%	0.0%	0.0%	0.0%	0.0%
Provide more adequate data/knowledge/statistics/figures on Cabo Verde's economy	16.7%	0.0%	8.7%	14.3%	0.0%	0.0%	20.0%	5.0%	14.3%	0.0%
Engage more effectively with civil society (e.g., NGOs, CBOs)*	16.7%	10.0%	8.7%	0.0%	20.0%	15.4%	80.0%	10.0%	42.9%	5.6%
Increase the level of capacity development in the country	33.3%	50.0%	34.8%	57.1%	26.7%	7.7%	20.0%	35.0%	0.0%	11.1%
Engage more directly with beneficiaries	16.7%	10.0%	8.7%	0.0%	33.3%	30.8%	10.0%	10.0%	14.3%	5.6%
Improve the quality of its experts as related to Cabo Verde's specific challenges	16.7%	10.0%	8.7%	14.3%	0.0%	15.4%	0.0%	10.0%	14.3%	5.6%
Engage more effectively with private sector	0.0%	20.0%	21.7%	0.0%	6.7%	38.5%	10.0%	15.0%	14.3%	44.4%
Other	0.0%	0.0%	0.0%	14.3%	6.7%	0.0%	10.0%	5.0%	14.3%	5.6%

*Significantly different between stakeholder groups

**F. The Future Role of The World Bank Group in Cabo Verde (continued)**

In addition to the regular relations with the national government, which TWO of the following groups should the World Bank Group collaborate with more in your country?
(Choose no more than TWO)

Percentage of Respondents (Responses combined)	Office of the President/Prime Minister/Minister	Office of Parliamentarian	Employee of a Ministry/ PMU/Consultant on WBG Project	Independent Government Institution	Bilateral/ Multilateral Agency	Private Sector/ Financial Sector/ Private Bank	CSO	Academia	Media	Other
Beneficiaries	33.3%	30.0%	34.8%	57.1%	40.0%	15.4%	10.0%	15.0%	20.0%	20.0%
Youth/university groups	0.0%	10.0%	13.0%	0.0%	6.7%	23.1%	10.0%	20.0%	0.0%	5.0%
Private sector*	50.0%	60.0%	69.6%	100.0%	26.7%	76.9%	40.0%	30.0%	60.0%	65.0%
Local government*	50.0%	50.0%	43.5%	0.0%	13.3%	7.7%	10.0%	5.0%	0.0%	50.0%
Donor community*	0.0%	0.0%	17.4%	0.0%	26.7%	0.0%	0.0%	0.0%	0.0%	0.0%
NGOs/Community Based Organizations*	0.0%	10.0%	4.3%	14.3%	33.3%	23.1%	100.0%	30.0%	40.0%	20.0%
Academia/think tanks/research institutes*	33.3%	10.0%	8.7%	28.6%	13.3%	38.5%	20.0%	90.0%	20.0%	25.0%
Parliament*	0.0%	20.0%	0.0%	0.0%	20.0%	0.0%	0.0%	5.0%	0.0%	0.0%
Foundations	0.0%	0.0%	0.0%	0.0%	0.0%	0.0%	0.0%	0.0%	0.0%	5.0%
Media*	0.0%	10.0%	0.0%	0.0%	0.0%	7.7%	10.0%	5.0%	60.0%	10.0%
Other	0.0%	0.0%	0.0%	0.0%	0.0%	7.7%	0.0%	0.0%	0.0%	0.0%
Don't know	16.7%	0.0%	0.0%	0.0%	6.7%	0.0%	0.0%	0.0%	0.0%	0.0%

*Significantly different between stakeholder groups

G. Communication and Information Sharing

How frequently do you interact with the World Bank Group now in Cabo Verde?*

Percentage of Respondents	Office of the President/Prime Minister/Minister	Office of Parliamentarian	Employee of a Ministry/ PMU/Consultant on WBG Project	Independent Government Institution	Bilateral/ Multilateral Agency	Private Sector/ Financial Sector/ Private Bank	CSO	Academia	Media	Other
Never	33.3%	40.0%	9.5%	25.0%	0.0%	0.0%	44.4%	36.8%	0.0%	21.1%
Less than once a year	16.7%	30.0%	4.8%	12.5%	6.7%	7.7%	44.4%	15.8%	14.3%	15.8%
Once a year to a few times a year	33.3%	30.0%	47.6%	25.0%	66.7%	84.6%	0.0%	36.8%	85.7%	52.6%
Less than once a month	0.0%	0.0%	4.8%	12.5%	0.0%	0.0%	0.0%	5.3%	0.0%	5.3%
At least once a month	0.0%	0.0%	19.0%	25.0%	13.3%	7.7%	11.1%	5.3%	0.0%	5.3%
At least once a week	16.7%	0.0%	14.3%	0.0%	13.3%	0.0%	0.0%	0.0%	0.0%	0.0%

*Significantly different between stakeholder groups

**G. Communication and Information Sharing (continued)****How do you get most of your information about economic and social development issues in Cabo Verde? (Choose no more than TWO)**

Percentage of Respondents (Responses combined)	Office of the President/Prime Minister/Minister	Office of Parliamentarian	Employee of a Ministry/ PMU/Consultant on WBG Project	Independent Government Institution	Bilateral/ Multilateral Agency	Private Sector/ Financial Sector/ Private Bank	CSO	Academia	Media	Other
Local radio*	0.0%	20.0%	4.3%	0.0%	6.7%	7.7%	30.0%	5.0%	83.3%	30.0%
International radio	0.0%	0.0%	0.0%	12.5%	0.0%	0.0%	0.0%	0.0%	0.0%	0.0%
Social media	0.0%	20.0%	8.7%	0.0%	26.7%	15.4%	10.0%	0.0%	0.0%	25.0%
International newspapers	16.7%	0.0%	4.3%	12.5%	13.3%	0.0%	0.0%	10.0%	0.0%	5.0%
Local television*	16.7%	40.0%	65.2%	37.5%	20.0%	15.4%	40.0%	50.0%	16.7%	25.0%
Internet	83.3%	50.0%	78.3%	87.5%	66.7%	69.2%	90.0%	80.0%	33.3%	60.0%
Periodicals	0.0%	40.0%	21.7%	25.0%	13.3%	30.8%	0.0%	20.0%	66.7%	15.0%
International television	0.0%	10.0%	8.7%	0.0%	0.0%	7.7%	0.0%	5.0%	0.0%	0.0%
Local newspapers	33.3%	0.0%	0.0%	0.0%	13.3%	7.7%	10.0%	10.0%	0.0%	15.0%
Other	16.7%	0.0%	0.0%	12.5%	13.3%	30.8%	20.0%	10.0%	0.0%	20.0%

*Significantly different between stakeholder groups

How would you prefer to receive information from the World Bank Group? (Choose no more than TWO)

Percentage of Respondents (Responses combined)	Office of the President/Prime Minister/Minister	Office of Parliamentarian	Employee of a Ministry/ PMU/Consultant on WBG Project	Independent Government Institution	Bilateral/ Multilateral Agency	Private Sector/ Financial Sector/ Private Bank	CSO	Academia	Media	Other
World Bank Group's publications and other written materials	83.3%	40.0%	43.5%	12.5%	40.0%	30.8%	62.5%	40.0%	42.9%	15.0%
e-Newsletters	16.7%	40.0%	34.8%	50.0%	20.0%	46.2%	12.5%	30.0%	28.6%	50.0%
World Bank Group's seminars/workshops/confer ences	0.0%	40.0%	43.5%	50.0%	33.3%	15.4%	62.5%	50.0%	28.6%	40.0%
Direct contact with World Bank Group	16.7%	10.0%	17.4%	25.0%	46.7%	53.8%	0.0%	20.0%	28.6%	25.0%
World Bank Group's website	66.7%	50.0%	34.8%	37.5%	26.7%	38.5%	37.5%	45.0%	57.1%	45.0%
Social media	0.0%	10.0%	8.7%	0.0%	20.0%	15.4%	12.5%	5.0%	14.3%	10.0%

Which Internet connection do you use primarily when visiting a World Bank Group website? (Select only ONE response)

Percentage of Respondents	Office of the President/Prime Minister/Minister	Office of Parliamentarian	Employee of a Ministry/ PMU/Consultant on WBG Project	Independent Government Institution	Bilateral/ Multilateral Agency	Private Sector/ Financial Sector/ Private Bank	CSO	Academia	Media	Other
High speed/WiFi	66.7%	80.0%	90.0%	100.0%	100.0%	100.0%	75.0%	83.3%	71.4%	89.5%
Dial-up	33.3%	20.0%	10.0%	0.0%	0.0%	0.0%	25.0%	16.7%	28.6%	10.5%



H. Background Information

Currently, do you professionally collaborate/work with the World Bank Group (IBRD/IDA, IFC, MIGA, ICSID) in your country?*

Percentage of Respondents	Office of the President/Prime Minister/Minister	Office of Parliamentarian	Employee of a Ministry/ PMU/Consultant on WBG Project	Independent Government Institution	Bilateral/ Multilateral Agency	Private Sector/ Financial Sector/ Private Bank	CSO	Academia	Media	Other
Yes	33.3%	0.0%	47.8%	25.0%	60.0%	35.7%	0.0%	5.0%	0.0%	25.0%
No	66.7%	100.0%	52.2%	75.0%	40.0%	64.3%	100.0%	95.0%	100.0%	75.0%

*Significantly different between stakeholder groups

If yes, which of the following agencies of the World Bank Group do you primarily collaborate/ work with in Cabo Verde? (Select only ONE response)

Percentage of Respondents	Office of the President/Prime Minister/Minister	Office of Parliamentarian	Employee of a Ministry/ PMU/Consultant on WBG Project	Independent Government Institution	Bilateral/ Multilateral Agency	Private Sector/ Financial Sector/ Private Bank	CSO	Academia	Media	Other
IBRD/IDA	100.0%	0.0%	100.0%	100.0%	100.0%	60.0%	0.0%	100.0%	0.0%	80.0%
IFC	0.0%	0.0%	0.0%	0.0%	0.0%	40.0%	0.0%	0.0%	0.0%	20.0%
MIGA	0.0%	0.0%	0.0%	0.0%	0.0%	0.0%	0.0%	0.0%	0.0%	0.0%
ICSID	0.0%	0.0%	0.0%	0.0%	0.0%	0.0%	0.0%	0.0%	0.0%	0.0%

Which of the following describes most of your exposure to the World Bank Group in Cabo Verde? (Choose no more than TWO)

Percentage of Respondents	Office of the President/Prime Minister/Minister	Office of Parliamentarian	Employee of a Ministry/ PMU/Consultant on WBG Project	Independent Government Institution	Bilateral/ Multilateral Agency	Private Sector/ Financial Sector/ Private Bank	CSO	Academia	Media	Other
Observer*	16.7%	11.1%	0.0%	50.0%	9.1%	0.0%	25.0%	31.6%	14.3%	11.1%
Use World Bank Group reports/data*	83.3%	66.7%	22.7%	37.5%	9.1%	58.3%	62.5%	57.9%	57.1%	33.3%
Engage in World Bank Group related/sponsored events/activities	16.7%	0.0%	22.7%	25.0%	27.3%	25.0%	12.5%	5.3%	0.0%	11.1%
Collaborate as part of my professional duties*	16.7%	11.1%	81.8%	37.5%	72.7%	66.7%	0.0%	10.5%	42.9%	38.9%
Use World Bank Group website for information, data, research, etc.*	33.3%	55.6%	9.1%	37.5%	45.5%	16.7%	62.5%	52.6%	57.1%	61.1%

*Significantly different between stakeholder groups



Appendix C: Responses to Selected Questions by Level of Collaboration with the World Bank Group¹⁷

Note that this appendix presents comparative analysis of the data from those respondents who collaborate with the WBG vs. those respondents who do not collaborate with the WBG and covers the following selected questions from the FY20 Cabo Verde COS questionnaire: All 10-point scale questions and questions B8, B9, and F1.

For 10-point scale questions that were asked both in FY15 and FY20 Cabo Verde COS, the analysis for collaborators is presented for both years. However, ONLY FY20 responses are tested for statistical significance (collaborators vs. non-collaborators).

- Collaborating with the WBG, FY15 N=16¹⁸
- Collaborating with the WBG, FY20 N=35
- Not collaborating with the WBG, FY20 N=102

A. Overall Context

To what extent do you trust each of the following groups to do what is right?

(1-To no degree at all, 10-To a very significant degree)

	Collaborating with the WBG		Not collaborating with the WBG	
	N	Mean	N	Mean
The national government	33	7.61	100	7.07
Bilateral and international organizations	33	8.03	95	7.63
The World Bank Group*	34	8.00	96	7.15
The International Monetary Fund	32	7.25	91	6.66
The United Nations (UN)	33	7.58	96	7.55
Regional development banks	29	6.55	87	6.29
Cabo Verde's Central Bank	29	7.55	97	7.28
International private sector	30	5.87	90	6.13
Domestic private sector	30	6.23	94	6.55
International civil society	31	6.35	93	6.40
Domestic civil society	30	6.33	98	6.48
Faith-based institutions	31	5.94	89	5.49
Domestic traditional media and their web presence	31	5.81	98	5.92
International media and their web presence	29	5.90	95	6.06
Web based media	29	4.86	94	5.12

*Significantly different between collaborators and non-collaborators

¹⁷ Only 137 respondents provided information about their level of collaboration with the World Bank Group (question H3 in the questionnaire). Therefore, only these respondents were included in the analysis presented in this appendix.

¹⁸ In 2015, question H3 had four response options: 1— "I currently collaborate with the WBG"; 2— "I have previously collaborated with the WBG"; 3— "Both of the above (I currently collaborate and previously have collaborated with the World Bank Group)"; 4— "I have never collaborated with the World Bank Group". Respondents who selected response options 1 or 3 were combined in a single category "Collaborating with the WBG".

**B. Overall Attitudes Toward the World Bank Group**

	2015		2020			
	Collaborating with the WBG		Collaborating with the WBG		Not collaborating with the WBG	
	N	Mean	N	Mean	N	Mean
How familiar are you with the work of the World Bank Group in Cabo Verde?*	16	7.88	34	7.68	101	6.50

(1-Not familiar at all, 10-Extremely familiar) *Significantly different between collaborators and non-collaborators

To what extent do you agree/disagree with the following statements about the World Bank Group's work in Cabo Verde?

(1-Strongly disagree, 10-Strongly agree)

	2015		2020			
	Collaborating with the WBG		Collaborating with the WBG		Not collaborating with the WBG	
	N	Mean	N	Mean	N	Mean
Overall the World Bank Group currently plays a relevant role in development in Cabo Verde*	15	7.33	31	8.26	94	7.54
The World Bank Group's work is aligned with what I consider the development priorities for Cabo Verde*	15	6.67	33	8.00	96	6.99

*Significantly different between collaborators and non-collaborators

	2015		2020			
	Collaborating with the WBG		Collaborating with the WBG		Not collaborating with the WBG	
	N	Mean	N	Mean	N	Mean
Overall, please rate your impression of the World Bank Group's effectiveness in Cabo Verde.	16	6.63	32	7.66	92	7.15

(1-Not effective at all, 10-Very effective)

	2015		2020			
	Collaborating with the WBG		Collaborating with the WBG		Not collaborating with the WBG	
	N	Mean	N	Mean	N	Mean
To what extent does the World Bank Group's work help to achieve development results in Cabo Verde?	16	7.00	32	7.72	95	7.44

(1-To no degree at all, 10-To a very significant degree)

	Collaborating with the WBG		Not collaborating with the WBG	
	N	Mean	N	Mean
To what extent does the World Bank Group influence the development agenda in Cabo Verde?	32	7.81	94	7.70

(1-To no degree at all, 10-To a very significant degree)

To what extent do you believe that the World Bank Group's work and support help the poorest in Cabo Verde?

(Select only ONE response)

Percentage of Respondents	Collaborating with the WBG	Not collaborating with the WBG
To a fully sufficient degree	18.8%	6.9%
To a somewhat sufficient degree	46.9%	51.5%
To a somewhat insufficient degree	28.1%	33.7%
To a very insufficient degree	3.1%	4.0%
Don't know	3.1%	4.0%

**B. Overall Attitudes Toward the World Bank Group (continued)**

Which of the following do you identify as the World Bank Group's greatest WEAKNESSES in its work in Cabo Verde?
(Choose no more than TWO)

Percentage of Respondents (Responses combined)	Collaborating with the WBG	Not collaborating with the WBG
Not willing to honestly criticize policies and reform efforts in the country	15.2%	20.8%
Staff too inaccessible	0.0%	5.9%
Not collaborating enough with private sector	12.1%	16.8%
Not collaborating enough with partners such as bilaterals, multilaterals, trust funds, UN*	12.1%	2.0%
Not aligned with country priorities	3.0%	6.9%
Not adequately sensitive to political/social realities in Cabo Verde	12.1%	8.9%
Too influenced by developed countries	21.2%	24.8%
World Bank Group's processes too slow and complex	30.3%	25.7%
Not adequately flexible	6.1%	5.9%
Not sufficiently focused on sustainable results	6.1%	3.0%
Not collaborating enough with civil society (e.g., NGOs, CBOs)	12.1%	12.9%
Not enough public disclosure of its work	30.3%	20.8%
Arrogant in its approach	3.0%	3.0%
Inadequate World Bank Group's staffing in Cabo Verde	3.0%	3.0%
Other	3.0%	3.0%
Don't know	6.1%	10.9%

*Significantly different between collaborators and non-collaborators



B. Overall Attitudes Toward the World Bank Group (continued)

When thinking about how the World Bank Group can have the most impact on development results in Cabo Verde, which sectors do you believe the World Bank Group should prioritize with its resources (financial and knowledge services) in Cabo Verde? (Choose no more than THREE)

Percentage of Respondents (Responses combined)	Collaborating with the WBG	Not collaborating with the WBG
Energy	6.3%	7.9%
Water and sanitation	25.0%	16.8%
Pollution	0.0%	2.0%
Job creatio/employment	40.6%	42.6%
Health	15.6%	11.9%
Financial markets	3.1%	1.0%
Social protection	9.4%	4.0%
Gender equity	0.0%	4.0%
Private sector development*	9.4%	31.7%
Education	15.6%	21.8%
Public sector governance/reform	12.5%	22.8%
Global/regional integration	0.0%	1.0%
Tourism*	28.1%	10.9%
Urban development	3.1%	0.0%
Judiciary reform	6.3%	6.9%
Economic growth	18.8%	19.8%
Disaster risk management	0.0%	0.0%
Equality of opportunity	9.4%	5.9%
National debt	0.0%	3.0%
Information and communications technology	0.0%	3.0%
Transport	31.3%	17.8%
Agriculture and rural development	6.3%	15.8%
Trade and exports	0.0%	1.0%
Crime and violence	0.0%	2.0%
Natural resource management	9.4%	7.9%
Climate change*	18.8%	2.0%
Poverty reduction	25.0%	28.7%
Anti-corruption	0.0%	1.0%

*Significantly different between collaborators and non-collaborators

C. World Bank Group's Work and Engagement on the Ground

To what extent do you believe the World Bank Group's staff is well prepared (e.g., skills mix and knowledge) to help Cabo Verde solve its most complicated development challenges? (1-To no degree at all, 10-To a very significant degree)

	2015		2020			
	Collaborating with the WBG		Collaborating with the WBG		Not collaborating with the WBG	
	N	Mean	N	Mean	N	Mean
To what extent do you believe the World Bank Group's staff is well prepared to help Cabo Verde solve its most complicated development challenges?*	16	6.63	31	8.45	78	7.60

*Significantly different between collaborators and non-collaborators

**C. World Bank Group's Work and Engagement on the Ground (continued)**

To what extent is the World Bank Group an effective development partner in Cabo Verde, in terms of each of the following?
(1-To no degree at all, 10-To a very significant degree)

	2015		2020			
	Collaborating with the WBG		Collaborating with the WBG		Not collaborating with the WBG	
	N	Mean	N	Mean	N	Mean
Responsiveness to needs ⁱ	14	6.21	30	7.53	89	6.62
Flexibility (in terms of the institution's products and services)*	15	5.73	30	6.97	79	5.85
Flexibility (in terms of changing country circumstances)*	15	5.80	29	7.17	76	6.13
Being inclusive	14	5.93	23	7.00	71	6.30
Openness (sharing data and other information)*	15	6.53	28	7.50	82	6.60
Collaboration with the Government	15	7.73	32	8.03	93	7.95
The speed in which it gets things accomplished on the ground*	15	5.87	30	6.80	74	5.91
Helping to bring discipline/effective supervision to implementation of investment projects ⁱⁱ			30	7.60	90	7.26
Collaboration with civil society*	11	5.82	26	6.69	77	5.31
Staff accessibility*	15	6.07	29	7.38	72	5.38
Collaboration with other donors and development partners	15	7.53	28	7.25	75	7.05
Collaboration with the private sector*	13	5.46	25	7.36	82	6.04
Straightforwardness and honesty*	14	6.64	28	7.93	71	6.87
Treating clients and stakeholders in Cabo Verde with respect*	14	6.79	29	8.69	78	7.72
Being a long-term partner	15	7.87	32	8.66	86	8.27

*Significantly different between collaborators and non-collaborators

ⁱ In FY 2015, the category was "Responsiveness"

ⁱⁱ Only FY 2020 questionnaire had this response option

**C. World Bank Group's Work and Engagement on the Ground (continued)****To what extent do you agree/disagree with the following statements? (1-Strongly disagree, 10-Strongly agree)**

	2015		2020			
	Collaborating with the WBG		Collaborating with the WBG		Not collaborating with the WBG	
	N	Mean	N	Mean	N	Mean
The World Bank Group disburses funds promptly*	13	5.15	22	7.59	56	6.20
The World Bank Group effectively monitors and evaluates the projects and programs it supports	16	6.81	28	8.11	83	7.61
The World Bank Group's approvals and reviews are done in a timely fashion*	13	5.38	22	7.50	61	6.66
The World Bank Group's Environmental and Social Framework requirements are reasonable ¹	13	5.92	28	7.57	66	7.05
The World Bank Group's conditions on its lending are reasonable*	14	7.00	25	7.92	71	6.59
The World Bank Group takes decisions quickly in Cabo Verde*	13	5.23	22	7.55	56	6.36
Working with the World Bank Group increases Cabo Verde's institutional capacity*	16	7.44	32	8.56	85	7.89
Where country systems are adequate, the World Bank Group makes appropriate use of them	14	6.64	27	7.63	51	7.24

*Significantly different between collaborators and non-collaborators

¹ In FY 2015, the category was "The World Bank Group's 'Safeguard Policy' requirements are reasonable".**To what extent do you agree/disagree with the following statements about the World Bank Group in Cabo Verde?**

	2015		2020			
	Collaborating with the WBG		Collaborating with the WBG		Not collaborating with the WBG	
	N	Mean	N	Mean	N	Mean
The World Bank Group's financial instruments meet the needs of Cabo Verde	15	6.40	27	7.41	80	6.70
The World Bank Group meets Cabo Verde's needs for knowledge services*	15	6.13	32	7.56	88	6.64

(1- Strongly disagree, 10- Strongly agree) *Significantly different between collaborators and non-collaborators

How effectively does the World Bank Group support Cabo Verde's efforts ... ?

	Collaborating with the WBG		Not collaborating with the WBG	
	N	Mean	N	Mean
To build stronger domestic resource mobilization systems in the Government (e.g., tax collection)	29	7.24	78	7.26
To develop better and stronger data collection/analytics systems within the Government	31	7.84	80	7.38
To strengthen the country's crisis preparedness	25	7.68	75	7.24
To identify and monitor risks*	28	7.89	77	7.17

(1-Not effectively at all, 10-Very effectively) *Significantly different between collaborators and non-collaborators

**C. World Bank Group's Work and Engagement on the Ground (continued)**

	Collaborating with the WBG		Not collaborating with the WBG	
	N	Mean	N	Mean
How effectively does the World Bank Group's SCD and CPF activities support Cabo Verde's efforts to manage crisis related risks?	15	7.47	21	6.71

(1-Not effectively at all, 10-Very effectively)

D. World Bank Group's Support in Development Areas

How EFFECTIVE do you believe the World Bank Group is in terms of the work it does in the following areas of development in Cabo Verde? (1-Not effective at all, 10-Very effective)

	2015		2020			
	Collaborating with the WBG		Collaborating with the WBG		Not collaborating with the WBG	
	N	Mean	N	Mean	N	Mean
Social protection	10	5.40	15	7.20	40	6.85
Gender equity	14	6.36	16	7.50	49	6.94
Private sector development	14	6.07	27	7.22	58	6.66
Education	12	6.50	18	7.39	61	7.03
Public sector governance/reform	14	7.21	28	7.82	69	7.41
Global/regional integration*	12	5.58	13	7.46	34	6.26
Urban development	12	5.08	10	6.60	44	6.09
Energy	13	7.23	20	7.60	53	7.23
Pollution* ⁱ			9	7.33	28	6.29
Job creation/employment*	12	5.67	19	7.42	67	6.49
Financial markets	10	6.00	12	7.58	47	7.17
Transport	12	7.17	19	7.84	67	7.18
Trade and exports	11	5.27	9	7.22	41	5.98
Crime and violence*	9	4.11	9	8.00	39	5.85
Natural resource management	8	4.88	13	7.38	43	6.84
Climate change*	11	5.45	16	8.00	44	6.52
Poverty reduction	15	7.13	22	7.45	72	7.00
Anti-corruption*	12	6.17	17	7.53	39	6.21
Judiciary reform ⁱ			9	6.89	32	5.88
Economic growth	13	6.46	27	7.70	68	7.44
Disaster risk management* ⁱⁱ	8	4.13	16	7.69	37	6.41
Equality of opportunity	10	5.20	13	7.46	56	6.48
Information and communications technology	11	6.55	17	7.41	43	7.23

* Significantly different between collaborators and non-collaborators

ⁱ Only FY 2020 questionnaire had this response optionⁱⁱ In FY 2015, the category was "Disaster management"

**E. World Bank Group's Knowledge Work and Activities**

In Cabo Verde, to what extent do you believe that the World Bank Group's knowledge work and activities: (1- To no degree at all, 10- To a very significant degree)

	2015		2020			
	Collaborating with the WBG		Collaborating with the WBG		Not collaborating with the WBG	
	N	Mean	N	Mean	N	Mean
Are timely	13	6.46	23	7.43	67	6.70
Include appropriate level of stakeholder involvement during preparation	14	6.07	25	7.20	65	6.92
Lead to practical solutions*	13	6.00	23	7.48	75	6.65
Are source of relevant information on global good practices	15	7.40	26	8.27	82	7.68
Are adequately disseminated*	15	5.80	25	7.24	83	6.40
Are translated enough into local language	14	5.79	22	6.86	78	6.47
Are adaptable to Cabo Verde's specific development challenges and country circumstances	15	6.67	24	7.38	84	7.00

*Significantly different between collaborators and non-collaborators

	2015		2020			
	Collaborating with the WBG		Collaborating with the WBG		Not collaborating with the WBG	
	N	Mean	N	Mean	N	Mean
Overall, how significant a contribution do you believe the World Bank Group's knowledge work and activities make to development results in your country?	16	7.12	30	8.03	94	7.56

(1- Not significant at all, 10- Very significant)

	2015		2020			
	Collaborating with the WBG		Collaborating with the WBG		Not collaborating with the WBG	
	N	Mean	N	Mean	N	Mean
Overall, how would you rate the technical quality of the World Bank Group's knowledge work and activities?	16	7.50	31	8.26	89	7.97

(1- Very low technical quality, 10- Very high technical quality)

**F. The Future Role of the World Bank Group in Cabo Verde**

Which of the following **SHOULD** the World Bank Group do to make itself of greater value in Cabo Verde?
(Choose no more than TWO)

Percentage of Respondents (Responses combined)	Collaborating with the WBG	Not collaborating with the WBG
Offer more innovative knowledge products and services	3.0%	10.1%
Collaborate more effectively with Government clients	21.2%	10.1%
Work faster	9.1%	4.0%
Reduce the complexity of obtaining World Bank Group financing	30.3%	42.4%
Help to bring discipline/effective supervision to implementation of World Bank Group projects	6.1%	16.2%
Engage more effectively with partners such as bilaterals, multilaterals, trust funds, UN*	18.2%	5.1%
Offer more innovative financial products and services	6.1%	6.1%
Ensure greater selectivity in its work	0.0%	0.0%
Provide more adequate data/knowledge/statistics/figures on Cabo Verde's economy	0.0%	10.1%
Engage more effectively with civil society	9.1%	20.2%
Increase the level of capacity development in the country	30.3%	27.3%
Engage more directly with beneficiaries*	27.3%	9.1%
Improve the quality of its experts as related to Cabo Verde's specific challenges	3.0%	10.1%
Engage more effectively with private sector	15.2%	21.2%
Other	6.1%	4.0%

*Significantly different between collaborators and non-collaborators



Appendix D: Responses to Selected Questions by Year¹⁹

All data presented in this appendix are weighted. As a result, means of the FY 2020 data and the total number of respondents indicated will be slightly different from the aggregated responses in Appendix A. Similarly, responses from FY 2015 respondents and the total number of respondents indicated may differ from those reported in the FY 2015 COS report.

- FY 2015 Number of comparable respondents = 92
- FY 2020 Number of comparable respondents = 122

By weighting, the FY 2015 and FY 2020 samples have the same stakeholder composition and thus are comparable. The weighted percentage of a stakeholder group is determined by the extent to which the World Bank Group interacts with them in the country and the percentage this group usually makes up in the past aggregated annual global data. The weighted stakeholder breakdown is presented below:

Percentage of Respondents	FY 2015	FY 2020
Office of the President/Prime Minister/Minister	6.0%	6.0%
Office of Parliamentarian	7.5%	7.5%
Government Institutions	31.5%	31.5%
Local Government	3.0%	3.0%
Bilateral/Multilateral Agency	9.0%	9.0%
Civil Society	10.0%	10.0%
Private Sector	12.5%	12.5%
Academia/Research Institute/Think Tank	14.5%	14.5%
Media	6.0%	6.0%

A. Overall Context

In general, would you say that Cabo Verde is headed in ... ?*

Percentage of Respondents	FY 2015	FY 2020
The right direction	65.9%	74.2%
The wrong direction	17.6%	5.8%
Not sure	16.5%	20.0%

**Significantly different between FY2015 and FY2020*

B. Overall Attitudes toward the World Bank Group

	FY 2015			FY 2020		
	N	Mean	SD	N	Mean	SD
How familiar are you with the work of the World Bank Group in Cabo Verde?	92	6.40	2.48	120	6.70	2.39

(1-Not familiar at all, 10-Extremely familiar)

To what extent do you agree/disagree with the following statements about the World Bank Group's work in Cabo Verde?

(1-Strongly disagree, 10-Strongly agree)

	FY 2015			FY 2020		
	N	Mean	SD	N	Mean	SD
Overall the World Bank Group currently plays a relevant role in development in Cabo Verde	81	7.21	2.02	111	7.72	1.71
The World Bank Group's work is aligned with what I consider the development priorities for Cabo Verde*	80	6.44	1.81	113	7.24	1.84

**Significantly different between FY2015 and FY2020*

¹⁹ Only those questions that were asked in the FY 2015 and FY 2020 country opinion surveys, with similar response scales/options, are presented in this appendix.

**B. Overall Attitudes toward the World Bank Group (continued)**

	FY 2015			FY 2020		
	N	Mean	SD	N	Mean	SD
Overall, please rate your impression of the World Bank Group's effectiveness in Cabo Verde.*	79	6.45	1.63	109	7.28	1.69

(1-Not effective at all, 10-Very effective) *Significantly different between FY2015 and FY2020

	FY 2015			FY 2020		
	N	Mean	SD	N	Mean	SD
To what extent does the World Bank Group's work help to achieve development results in Cabo Verde?*	87	6.98	1.74	112	7.49	1.66

(1-To no degree at all, 10-To a very significant degree) *Significantly different between FY2015 and FY2020

To what extent do you believe that the World Bank Group's work and support help the poorest in Cabo Verde?

(Select only ONE response)

Percentage of Respondents	FY 2015	FY 2020
To a fully sufficient degree	6.5%	9.3%
To a somewhat sufficient degree	49.5%	50.0%
To a somewhat insufficient degree	33.3%	32.2%
To a very insufficient degree	6.5%	4.2%
Don't know	4.3%	4.2%

C. World Bank Group's Work and Engagement on the Ground

	FY 2015			FY 2020		
	N	Mean	SD	N	Mean	SD
To what extent do you believe the World Bank Group's staff is well prepared to help Cabo Verde solve its most complicated development challenges?*	77	6.57	1.74	100	7.87	1.57

(1-To no degree at all, 10-To a very significant degree) *Significantly different between FY2015 and FY2020

**C. World Bank Group's Work and Engagement on the Ground (continued)**

To what extent is the World Bank Group an effective development partner in Cabo Verde, in terms of each of the following?
(1-To no degree at all, 10-To a very significant degree)

	FY 2015			FY 2020		
	N	Mean	SD	N	Mean	SD
Responsiveness to needs ⁱ	67	6.47	1.62	106	6.89	1.56
Flexibility (in terms of the institution's products and services)	64	5.90	1.55	99	6.19	1.62
Flexibility (in terms of changing country circumstances)*	64	5.84	1.49	96	6.47	1.68
Being inclusive	59	5.91	1.75	86	6.46	1.92
Openness (sharing data and other information)*	69	6.25	1.70	98	6.93	1.97
Collaboration with the Government	73	7.66	1.61	112	8.03	1.34
The speed in which it gets things accomplished on the ground*	57	5.65	1.75	96	6.29	1.62
Helping to bring discipline/effective supervision to implementation of investment projects ⁱⁱ				107	7.31	1.77
Collaboration with civil society	62	5.23	2.06	92	5.71	2.26
Staff accessibility	64	5.89	1.82	91	5.90	2.28
Collaboration with other donors and development partners	59	7.10	1.59	92	7.12	1.80
Collaboration with the private sector*	59	5.44	2.11	94	6.47	1.96
Straightforwardness and honesty*	62	6.51	1.88	89	7.24	2.01
Treating clients and stakeholders in Cabo Verde with respect*	69	7.12	1.93	94	8.03	1.64
Being a long-term partner	74	7.98	1.52	106	8.36	1.77

*Significantly different between FY2015 and FY2020

ⁱ In FY 2015, the category was "Responsiveness"

ⁱⁱ Only FY 2020 questionnaire had this response option

To what extent do you agree/disagree with the following statements? (1-Strongly disagree, 10-Strongly agree)

	FY 2015			FY 2020		
	N	Mean	SD	N	Mean	SD
The World Bank Group disburses funds promptly*	60	5.07	1.81	71	6.65	1.82
The World Bank Group effectively monitors and evaluates the projects and programs it supports*	74	6.72	2.13	99	7.71	1.54
The World Bank Group's approvals and reviews are done in a timely fashion*	61	5.55	1.97	76	7.01	1.46
The World Bank Group's Environmental and Social Framework requirements are reasonable ⁱ	57	5.92	1.75	86	7.15	1.27
The World Bank Group's conditions on its lending are reasonable*	61	6.01	2.00	85	6.92	1.84
The World Bank Group takes decisions quickly in Cabo Verde*	61	5.24	1.86	70	6.74	1.65
Working with the World Bank Group increases Cabo Verde's institutional capacity*	77	7.22	1.97	103	8.04	1.46
Where country systems are adequate, the World Bank Group makes appropriate use of them*	60	6.55	2.05	72	7.37	1.61

*Significantly different between FY2015 and FY2020

ⁱ In FY 2015, the category was "The World Bank Group's 'Safeguard Policy' requirements are reasonable".

**C. World Bank Group's Work and Engagement on the Ground (continued)****To what extent do you agree/disagree with the following statements about the World Bank Group in Cabo Verde?***(1-Strongly disagree, 10-Strongly agree)*

	FY 2015			FY 2020		
	N	Mean	SD	N	Mean	SD
The World Bank Group's financial instruments meet the needs of Cabo Verde*	84	6.21	1.98	94	6.89	1.91
The World Bank Group meets Cabo Verde's needs for knowledge services*	79	5.64	1.99	104	6.94	1.82

*Significantly different between FY2015 and FY2020

D. World Bank Group's Support in Development Areas**How EFFECTIVE do you believe the World Bank Group is in terms of the work it does in the following areas of development in Cabo Verde?** *(1-Not effective at all, 10-Very effective)*

	FY 2015			FY 2020		
	N	Mean	SD	N	Mean	SD
Social protection*	41	5.45	1.861	49	7.06	1.634
Gender equity*	55	5.94	1.74	56	7.05	1.62
Private sector development*	55	5.92	2.10	78	6.90	1.76
Education	54	6.75	2.00	70	7.22	1.49
Public sector governance/reform*	60	6.96	1.83	83	7.58	1.52
Global/regional integration*	45	5.26	1.89	39	6.58	1.77
Urban development	45	5.76	1.94	46	6.20	1.89
Energy	54	6.97	1.82	63	7.35	1.23
Pollution ⁱ				34	6.62	1.22
Job creation/employment*	54	5.61	2.17	74	6.77	1.76
Financial markets*	40	5.41	1.97	52	7.33	1.50
Transport	58	7.00	2.24	73	7.33	1.49
Trade and exports	47	5.49	1.83	44	6.24	2.06
Crime and violence*	32	4.14	1.98	43	6.30	1.99
Natural resource management*	32	4.32	2.36	53	7.04	1.52
Climate change*	39	5.32	2.12	57	6.94	1.54
Poverty reduction	69	6.80	1.93	81	7.24	1.52
Anti-corruption*	39	5.42	2.31	52	6.60	2.09
Judiciary reform ⁱ				36	5.98	2.00
Economic growth*	60	6.46	2.13	83	7.57	1.42
Disaster risk management* ⁱⁱ	30	4.52	2.51	47	6.83	1.59
Equality of opportunity*	45	5.73	2.04	62	6.75	1.94
Information and communications technology*	46	6.14	2.11	53	7.31	1.41

*Significantly different between FY2015 and FY2020

ⁱ Only FY 2020 questionnaire had this response optionⁱⁱ In FY 2015, the category was "Disaster management"

**E. The World Bank Group's Knowledge Work and Activities****How frequently do you consult World Bank Group's knowledge work and activities in the work you do?**

Percentage of Respondents	FY 2015	FY 2020
Weekly	3.3%	11.0%
Monthly	24.2%	13.6%
A few times a year	51.6%	53.4%
Rarely	14.3%	16.1%
Never	6.6%	5.9%

In Cabo Verde, to what extent do you believe that the World Bank Group's knowledge work and activities:*(1-To no degree at all, 10-To a very significant degree)*

	FY 2015			FY 2020		
	N	Mean	SD	N	Mean	SD
Are timely	71	6.49	1.51	78	6.98	1.61
Include appropriate level of stakeholder involvement during preparation*	65	5.83	1.74	81	7.00	1.77
Lead to practical solutions*	71	5.91	1.69	89	6.81	1.68
Are source of relevant information on global good practices*	72	7.06	1.82	94	7.86	1.41
Are adequately disseminated*	73	4.88	2.06	95	6.60	1.89
Are translated enough into local language*	70	4.83	2.38	90	6.52	2.11
Are adaptable to Cabo Verde's specific development challenges and country circumstances*	77	6.13	1.88	94	7.15	1.56

**Significantly different between FY2015 and FY2020*

	FY 2015			FY 2020		
	N	Mean	SD	N	Mean	SD
Overall, how significant a contribution do you believe the World Bank Group's knowledge work and activities make to development results in your country?*	81	6.83	1.78	110	7.68	1.49
Overall, how would you rate the technical quality of the World Bank Group's knowledge work and activities?*	83	7.39	1.57	107	8.07	1.37

*(1-Not significant at all, 10-Very significant; 1-Very low technical quality, 10-Very high technical quality) *Significantly different between FY2015 and FY2020*



Appendix E: Indicator Questions as a Function of Exposure to the World Bank Group

Indicator Question	Currently, do you professionally collaborate/work with the World Bank Group in your country?		Which of the following describes most of your exposure to the World Bank Group in Cabo Verde? (Choose no more than TWO)									
			Observer		Use WBG reports/data		Engage in WBG activities		Collaborate		Use WBG website	
	Not collaborating with the WBG	Collaborating with the WBG	No Mean	Yes Mean	No Mean	Yes Mean	No Mean	Yes Mean	No Mean	Yes Mean	No Mean	Yes Mean
To what extent do you trust the World Bank Group to do what is right?	7.15	8.00	7.56	7.00	7.62	7.31	7.35	8.16	7.51	7.45	7.60	7.31
Overall the World Bank Group currently plays a relevant role in development in Cabo Verde	7.54	8.26	7.89	7.56	8.03	7.61	7.71	8.56	7.66	8.08	8.07	7.48
The World Bank Group's work is aligned with what I consider the development priorities for Cabo Verde	6.99	8.00	7.45	6.65	7.45	7.17	7.17	8.16	7.21	7.48	7.49	7.09
Overall, please rate your impression of the World Bank Group's effectiveness in Cabo Verde.	7.15	7.66	7.46	6.69	7.42	7.26	7.21	8.11	7.23	7.51	7.47	7.16
To what extent does the World Bank Group's work help to achieve development results in Cabo Verde?	7.44	7.72	7.63	7.41	7.76	7.39	7.42	8.53	7.47	7.76	7.75	7.34
To what extent does the World Bank Group influence the development agenda in Cabo Verde?	7.70	7.81	7.86	7.47	7.82	7.78	7.64	8.67	7.85	7.75	7.83	7.76
Responsiveness to needs	6.62	7.53	6.97	6.62	7.14	6.69	6.83	7.47	6.70	7.20	7.19	6.50
Flexibility (in terms of the institution's products and services)	5.85	6.97	6.30	5.38	6.48	5.83	6.00	7.19	5.75	6.64	6.50	5.56
Flexibility (in terms of changing country circumstances)	6.13	7.17	6.55	6.00	6.70	6.20	6.33	7.33	6.16	6.80	6.80	5.85
Being inclusive	6.30	7.00	6.60	5.70	6.78	6.19	6.32	7.40	6.43	6.59	6.59	6.35
Openness (sharing data and other information)	6.60	7.50	7.02	5.92	6.91	6.86	6.85	7.07	6.93	6.83	6.74	7.13
Collaboration with the Government	7.95	8.03	8.08	7.57	7.94	8.11	7.93	8.50	8.03	8.00	8.12	7.87
The speed in which it gets things accomplished on the ground	5.91	6.80	6.38	5.15	6.37	6.04	6.15	6.56	6.06	6.41	6.34	6.00
Helping to bring discipline/effective supervision to implementation of investment projects	7.26	7.60	7.57	5.85	7.38	7.35	7.36	7.38	7.27	7.48	7.40	7.32
Collaboration with civil society	5.31	6.69	5.94	4.80	6.12	5.50	5.81	5.88	5.48	6.24	5.98	5.56
Staff accessibility	5.38	7.38	6.23	5.00	6.43	5.66	6.01	6.53	5.49	6.70	6.39	5.60
Collaboration with other donors and development partners	7.05	7.25	7.29	5.90	7.13	7.17	7.04	7.65	7.06	7.25	7.36	6.82
Collaboration with the private sector	6.04	7.36	6.39	6.00	6.56	6.09	6.30	6.56	6.31	6.39	6.42	6.23
Straightforwardness and honesty	6.87	7.93	7.35	6.44	7.52	6.92	7.11	8.07	7.17	7.37	7.44	6.94
Treating clients and stakeholders in Cabo Verde with respect	7.72	8.69	8.20	7.09	8.11	8.04	7.99	8.53	7.76	8.44	8.31	7.68
Being a long-term partner	8.27	8.66	8.37	8.50	8.52	8.22	8.27	9.06	8.38	8.39	8.52	8.18
The World Bank Group takes decisions quickly in Cabo Verde	6.36	7.55	6.74	5.70	7.15	5.91	6.53	6.92	6.16	7.06	6.83	6.19
Where country systems are adequate, the World Bank Group makes appropriate use of them	7.24	7.63	7.43	6.57	7.55	7.09	7.34	7.38	6.97	7.66	7.35	7.36
The World Bank Group's financial instruments meet the needs of Cabo Verde	6.70	7.41	6.98	6.30	6.96	6.85	6.80	7.41	6.95	6.86	6.79	7.11
The World Bank Group meets Cabo Verde's needs for knowledge services	6.64	7.56	6.96	6.29	6.87	6.88	6.79	7.26	6.83	6.92	6.78	7.02
In Cabo Verde, to what extent do you believe that the World Bank Group's knowledge work and activities are adaptable to Cabo Verde's specific development challenges and country circumstances	7.00	7.38	7.08	6.91	7.17	6.94	6.94	7.69	6.97	7.19	7.28	6.76
Overall, how significant a contribution do you believe the World Bank Group's knowledge work and activities make to development results in your country?	7.56	8.03	7.79	7.07	7.69	7.71	7.61	8.11	7.69	7.71	7.75	7.60
Overall, how would you rate the technical quality of the World Bank Group's knowledge work and activities?	7.97	8.26	8.17	7.23	7.90	8.26	8.01	8.33	8.10	8.02	8.04	8.09

Yellow highlight indicates significant difference between Yes and No means.

Appendix F: Cabo Verde FY20 COS Questionnaire



World Bank Group Country Survey FY 2020 – Cabo Verde

The World Bank Group is interested in gauging the views of clients and partners who are either involved in development in Cabo Verde or who observe activities related to social and economic development. The following survey will give the World Bank Group's team that works in Cabo Verde, greater insight into how the Bank's work is perceived. This is one tool the World Bank Group uses to assess the views of its stakeholders, and to develop more effective strategies that support development in Cabo Verde.

A local independent firm has been hired to oversee the logistics of this survey. This ensures anonymity and confidentiality. We hope you'll be candid.

Finally, the survey relates to the World Bank Group's work. The World Bank Group consists of IBRD, IDA, IFC, MIGA, and ICSID. When responding to the survey, please consider the area of the World Bank Group with which you are most familiar.

To complete the survey, please circle/check the response that most accurately reflects your opinion. If you prefer not to answer a question, please leave it blank. If you feel that you do not have an adequate amount of information on a subject, please check "Don't know".

PLEASE NOTE: IN SOME CASES THE SURVEY WILL ASK FOR A SPECIFIC NUMBER OF RESPONSES. PLEASE DO NOT CHOOSE ANY MORE THAN REQUESTED. IF MORE RESPONSES ARE CHOSEN, DATA CANNOT BE INCLUDED IN ANALYSIS.

SECTION A: OVERALL CONTEXT

A1. In general, would you say that Cabo Verde is headed in ... ?	
1	The right direction
2	The wrong direction
3	Not sure

A2. Do you think that economic opportunity for citizens in Cabo Verde is ... ?	
1	Increasing
2	Decreasing
3	Staying about the same

A3. Listed below are a number of development priorities in Cabo Verde.			
Please identify which of the following you consider the most important development priorities in Cabo Verde. (Choose no more than THREE)			
1	Social protection (e.g., pensions, targeted social assistance)	15	Transport (e.g., roads, bridges, sea and air transportation)
2	Gender equity (closing the gap between women and men, and boys and girls; absent fathers)	16	Agriculture and rural development
3	Private sector development	17	Trade and exports
4	Education (e.g., vocational training, skills for better employability)	18	Crime and violence (including gender-based violence)
5	Public sector governance/reform (i.e., government effectiveness, public financial management, public expenditure, fiscal system reform, reform of State-Owned Enterprises, better statistics)	19	Natural resource management (renewable/non-renewable, coastal protection and protection of nature/marine life/fish stocks)
6	Global/regional integration	20	Climate change (e.g., mitigation, adaptation)
7	Tourism (i.e., better integration of the tourism sector in the local economy)	21	Poverty reduction
8	Urban development	22	Anti-corruption
9	Energy	23	Judiciary reform
10	Water and sanitation	24	Economic growth
11	Pollution (e.g., solid waste management, water pollution)	25	Disaster risk management
12	Job creation/employment	26	Equality of opportunity (i.e., social inclusion)
13	Health	27	National debt
14	Financial markets	28	Information and communications technology

SECTION A: OVERALL CONTEXT

A4. Poverty reduction is a broad term that encompasses work in many different areas. Which THREE areas of development listed below do you believe would contribute most to reducing poverty in Cabo Verde? (Choose no more than THREE)

1	Economic growth	15	Water and sanitation
2	Disaster risk management	16	Pollution (e.g., solid waste management, water pollution)
3	Equality of opportunity (i.e., social inclusion)	17	Job creation/employment
4	National debt	18	Health
5	Information and communications technology	19	Financial markets
6	Social protection (e.g., pensions, targeted social assistance)	20	Public sector governance/reform (i.e., government effectiveness, public financial management, public expenditure, fiscal system reform, reform of State-Owned Enterprises, better statistics)
7	Agriculture and rural development	21	Gender equity (closing the gap between women and men, and boys and girls; absent fathers)
8	Trade and exports	22	Private sector development
9	Crime and violence (including gender-based violence)	23	Education (e.g., vocational training, skills for better employability)
10	Climate change (e.g., mitigation, adaptation)	24	Global/regional integration
11	Transport (e.g., roads, bridges, sea and air transportation)	25	Tourism (i.e., better integration of the tourism sector in the local economy)
12	Energy	26	Urban development
13	Anti-corruption	27	Natural resource management (renewable/non-renewable, coastal protection and protection of nature/marine life/fish stocks)
14	Judiciary reform		

A5. Please describe the direction Cabo Verde is moving in, when considering ... ?

		Getting much worse	Getting somewhat worse	Staying the same	Getting somewhat better	Getting much better
1	Human development (e.g., health, education, and social protection)	<input type="checkbox"/>	<input type="checkbox"/>	<input type="checkbox"/>	<input type="checkbox"/>	<input type="checkbox"/>
2	Equal opportunity for girls and boys, men and women	<input type="checkbox"/>	<input type="checkbox"/>	<input type="checkbox"/>	<input type="checkbox"/>	<input type="checkbox"/>
3	Growing Cabo Verde's economy in a way that leads to jobs and employment	<input type="checkbox"/>	<input type="checkbox"/>	<input type="checkbox"/>	<input type="checkbox"/>	<input type="checkbox"/>
4	The gap between the rich and the poor	<input type="checkbox"/>	<input type="checkbox"/>	<input type="checkbox"/>	<input type="checkbox"/>	<input type="checkbox"/>
5	Making government more effective	<input type="checkbox"/>	<input type="checkbox"/>	<input type="checkbox"/>	<input type="checkbox"/>	<input type="checkbox"/>
6	Anti-corruption	<input type="checkbox"/>	<input type="checkbox"/>	<input type="checkbox"/>	<input type="checkbox"/>	<input type="checkbox"/>
7	Attracting new sources of foreign investment	<input type="checkbox"/>	<input type="checkbox"/>	<input type="checkbox"/>	<input type="checkbox"/>	<input type="checkbox"/>

A6. Listed below are global challenges. Which do you think have the most serious impact on Cabo Verde? (Choose no more than TWO)

1	Climate change	6	The gap between the rich and the poor
2	Terrorism	7	Environmental degradation
3	Migrants and refugees	8	National debt
4	Jobs/employment	9	Technology based disruption
5	Trade constraints	10	Geo political uncertainty

SECTION A: OVERALL CONTEXT

A7. When economic and/or social reform efforts fail or are slow to take place in Cabo Verde, which of the following would you attribute this to? (Choose no more than TWO)

1	Political pressures and obstacles
2	Inadequate level of private sector participation
3	Inadequate level of citizen/civil society participation (e.g., bipartisanship of civil society undermining independent debate)
4	Inadequate level of donor coordination
5	Reforms are not well thought out in light of country challenges
6	Poor coordination within the government
7	Inadequate level of government accountability
8	Inadequate level of capacity in the government
9	Corruption
10	Private sector involvement and/or influence
11	Other (please specify): _____

A8. To what extent do you trust each of the following groups to do what is right?

		To no degree at all						To a very significant degree						Don't know
		1	2	3	4	5	6	7	8	9	10			
1	The national government	1	2	3	4	5	6	7	8	9	10			<input type="checkbox"/>
2	Bilateral and international organizations (e.g., EU, JICA, Luxembourg, Portuguese Cooperation)	1	2	3	4	5	6	7	8	9	10			<input type="checkbox"/>
3	The World Bank Group	1	2	3	4	5	6	7	8	9	10			<input type="checkbox"/>
4	The International Monetary Fund	1	2	3	4	5	6	7	8	9	10			<input type="checkbox"/>
5	The United Nations (UN)	1	2	3	4	5	6	7	8	9	10			<input type="checkbox"/>
6	Regional development banks	1	2	3	4	5	6	7	8	9	10			<input type="checkbox"/>
7	Cabo Verde's Central Bank	1	2	3	4	5	6	7	8	9	10			<input type="checkbox"/>
8	International private sector	1	2	3	4	5	6	7	8	9	10			<input type="checkbox"/>
9	Domestic private sector	1	2	3	4	5	6	7	8	9	10			<input type="checkbox"/>
10	International civil society (e.g., NGOs, CBOs)	1	2	3	4	5	6	7	8	9	10			<input type="checkbox"/>
11	Domestic civil society (e.g., NGOs, CBOs)	1	2	3	4	5	6	7	8	9	10			<input type="checkbox"/>
12	Faith-based institutions	1	2	3	4	5	6	7	8	9	10			<input type="checkbox"/>
13	Domestic traditional media and their web presence (e.g., newspapers, TV stations, radio)	1	2	3	4	5	6	7	8	9	10			<input type="checkbox"/>
14	International media and their web presence	1	2	3	4	5	6	7	8	9	10			<input type="checkbox"/>
15	Web based media (i.e., blogs, social media, other web-based news and information sources)	1	2	3	4	5	6	7	8	9	10			<input type="checkbox"/>

A9. To what extent do you trust private sector to engage in public service delivery in Cabo Verde?

1	To a very low degree
2	To a somewhat low degree
3	To a somewhat high degree
4	To a very high degree
5	Don't know

SECTION B: OVERALL ATTITUDES TOWARD THE WORLD BANK GROUP

B1. How familiar are you with the work of the World Bank Group in Cabo Verde?										
1	2	3	4	5	6	7	8	9	10	
Not familiar at all									Extremely familiar	

To what extent do you agree/disagree with the following statements about the World Bank Group's work in Cabo Verde?																						
												Strongly disagree			Strongly agree	Don't know						
B2	Overall the World Bank Group currently plays a relevant role in development in Cabo Verde											1	2	3	4	5	6	7	8	9	10	<input type="checkbox"/>
B3	The World Bank Group's work is aligned with what I consider the development priorities for Cabo Verde											1	2	3	4	5	6	7	8	9	10	<input type="checkbox"/>

B4. Overall, please rate your impression of the World Bank Group's effectiveness in Cabo Verde.											
1	2	3	4	5	6	7	8	9	10		<input type="checkbox"/>
Not effective at all									Very effective		Don't know

B5. To what extent does the World Bank Group's work help to achieve development results in Cabo Verde?											
1	2	3	4	5	6	7	8	9	10		<input type="checkbox"/>
To no degree at all									To a very significant degree		Don't know

B6. To what extent does the World Bank Group influence the development agenda in Cabo Verde?											
1	2	3	4	5	6	7	8	9	10		<input type="checkbox"/>
To no degree at all									To a very significant degree		Don't know

B7. To what extent do you believe that the World Bank Group's work and support help the poorest in Cabo Verde? (Select only ONE response)	
1	To a fully sufficient degree
2	To a somewhat sufficient degree
3	To a somewhat insufficient degree
4	To a very insufficient degree
5	Don't know

SECTION B: OVERALL ATTITUDES TOWARD THE WORLD BANK GROUP

B8. When thinking about the World Bank Group's role in Cabo Verde, which activity do you VALUE the most? (Choose no more than TWO)

1	Bringing together different groups of stakeholders
2	Capacity development related to World Bank Group supported projects
3	Technical assistance
4	Policy advice, studies, analyses
5	Financial resources (including budget support and investment lending)
6	Data and statistics
7	Promoting knowledge sharing
8	Implementation support
9	Mobilizing third party financial resources
10	Donor coordination
11	Other (please specify): _____

B9. Which of the following do you identify as the World Bank Group's greatest WEAKNESSES in its work in Cabo Verde? (Choose no more than TWO)

1	Not willing to honestly criticize policies and reform efforts in the country
2	Staff too inaccessible
3	Not collaborating enough with private sector
4	Not collaborating enough with partners such as bilaterals, multilaterals, trust funds, UN
5	Not aligned with country priorities
6	Not adequately sensitive to political/social realities in Cabo Verde
7	Too influenced by developed countries
8	World Bank Group's processes too slow and complex
9	Not adequately flexible
10	Not sufficiently focused on sustainable results
11	Not collaborating enough with civil society (e.g., NGOs, CBOs)
12	Not enough public disclosure of its work
13	Arrogant in its approach
14	Inadequate World Bank Group's staffing in Cabo Verde
15	Other (please specify): _____
16	Don't know

SECTION B: OVERALL ATTITUDES TOWARD THE WORLD BANK GROUP

B10. When thinking about how the World Bank Group can have the most impact on development results in Cabo Verde, which sectors do you believe the World Bank Group should prioritize with its resources (financial and knowledge services) in Cabo Verde? (Choose no more than THREE)

1	Energy	15	Judiciary reform
2	Water and sanitation	16	Economic growth
3	Pollution (e.g., solid waste management, water pollution)	17	Disaster risk management
4	Job creation/employment	18	Equality of opportunity (i.e., social inclusion)
5	Health	19	National debt
6	Financial markets	20	Information and communications technology
7	Social protection (e.g., pensions, targeted social assistance)	21	Transport (e.g., roads, bridges, sea and air transportation)
8	Gender equity (closing the gap between women and men, and boys and girls; absent fathers)	22	Agriculture and rural development
9	Private sector development	23	Trade and exports
10	Education (e.g., vocational training, skills for better employability)	24	Crime and violence (including gender-based violence)
11	Public sector governance/reform (i.e., government effectiveness, public financial management, public expenditure, fiscal system reform, reform of State-Owned Enterprises, better statistics)	25	Natural resource management (renewable/non-renewable, coastal protection and protection of nature/marine life/fish stocks)
12	Global/regional integration	26	Climate change (e.g., mitigation, adaptation)
13	Tourism (i.e., better integration of the tourism sector in the local economy)	27	Poverty reduction
14	Urban development	28	Anti-corruption

SECTION C: WORLD BANK GROUP'S WORK AND ENGAGEMENT ON THE GROUND

C1. To what extent do you believe the World Bank Group's staff is well prepared (e.g., skills mix and knowledge) to help Cabo Verde solve its most complicated development challenges?												
1	2	3	4	5	6	7	8	9	10	<input type="checkbox"/>		
To no degree at all									To a very significant degree		Don't know	

To what extent is the World Bank Group an effective development partner in Cabo Verde, in terms of each of the following?													
		To no degree at all					To a very significant degree					Don't know	
		1	2	3	4	5	6	7	8	9	10		
C2	Responsiveness to needs	1	2	3	4	5	6	7	8	9	10	<input type="checkbox"/>	
C3	Flexibility (in terms of the institution's products and services)	1	2	3	4	5	6	7	8	9	10	<input type="checkbox"/>	
C4	Flexibility (in terms of changing country circumstances)	1	2	3	4	5	6	7	8	9	10	<input type="checkbox"/>	
C5	Being inclusive	1	2	3	4	5	6	7	8	9	10	<input type="checkbox"/>	
C6	Openness (sharing data and other information)	1	2	3	4	5	6	7	8	9	10	<input type="checkbox"/>	
C7	Collaboration with the Government	1	2	3	4	5	6	7	8	9	10	<input type="checkbox"/>	
C8	The speed in which it gets things accomplished on the ground	1	2	3	4	5	6	7	8	9	10	<input type="checkbox"/>	
C9	Helping to bring discipline/effective supervision to implementation of investment projects	1	2	3	4	5	6	7	8	9	10	<input type="checkbox"/>	
C10	Collaboration with civil society	1	2	3	4	5	6	7	8	9	10	<input type="checkbox"/>	
C11	Staff accessibility	1	2	3	4	5	6	7	8	9	10	<input type="checkbox"/>	
C12	Collaboration with other donors and development partners	1	2	3	4	5	6	7	8	9	10	<input type="checkbox"/>	
C13	Collaboration with the private sector	1	2	3	4	5	6	7	8	9	10	<input type="checkbox"/>	
C14	Straightforwardness and honesty	1	2	3	4	5	6	7	8	9	10	<input type="checkbox"/>	
C15	Treating clients and stakeholders in Cabo Verde with respect	1	2	3	4	5	6	7	8	9	10	<input type="checkbox"/>	
C16	Being a long-term partner	1	2	3	4	5	6	7	8	9	10	<input type="checkbox"/>	

SECTION C: WORLD BANK GROUP'S WORK AND ENGAGEMENT ON THE GROUND

To what extent do you agree/disagree with the following statements?													
		Strongly disagree										Strongly agree	Don't know
		1	2	3	4	5	6	7	8	9	10		
C17	The World Bank Group disburses funds promptly											<input type="checkbox"/>	
C18	The World Bank Group effectively monitors and evaluates the projects and programs it supports											<input type="checkbox"/>	
C19	The World Bank Group's approvals and reviews are done in a timely fashion											<input type="checkbox"/>	
C20	The World Bank Group's Environmental and Social Framework requirements are reasonable											<input type="checkbox"/>	
C21	The World Bank Group's conditions on its lending are reasonable											<input type="checkbox"/>	
C22	The World Bank Group takes decisions quickly in Cabo Verde											<input type="checkbox"/>	
C23	Working with the World Bank Group increases Cabo Verde's institutional capacity											<input type="checkbox"/>	
C24	Where country systems (e.g., procurement, financial management, etc.) are adequate, the World Bank Group makes appropriate use of them											<input type="checkbox"/>	

To what extent do you agree/disagree with the following statements about the World Bank Group in Cabo Verde?													
		Strongly disagree										Strongly agree	Don't know
		1	2	3	4	5	6	7	8	9	10		
C25	The World Bank Group's financial instruments (i.e., investment lending, Development Policy Loan, Trust Funds, etc.) meet the needs of Cabo Verde											<input type="checkbox"/>	
C26	The World Bank Group meets Cabo Verde's needs for knowledge services (e.g., research, analysis, data, technical assistance)											<input type="checkbox"/>	

**SECTION C: WORLD BANK GROUP'S WORK AND ENGAGEMENT ON THE GROUND**

C27. As part of IDA18, the World Bank Group has expanded (or developed) a number of financial instruments to respond to challenges in IDA countries. In general, how familiar are you with the new financial instrument Catastrophe Deferred Draw Down Option (CAT-DDO) in Cabo Verde? (Select only ONE response)

1	Very familiar
2	Somewhat familiar
3	Somewhat unfamiliar
4	Very unfamiliar
5	Don't know

How effectively does the World Bank Group support Cabo Verde's efforts ... ?

		Not effectively at all										Very effectively	Don't know
		1	2	3	4	5	6	7	8	9	10		
C28	To build stronger domestic resource mobilization systems in the Government (e.g., tax collection)	1	2	3	4	5	6	7	8	9	10		<input type="checkbox"/>
C29	To develop better and stronger data collection/analytics systems within the Government	1	2	3	4	5	6	7	8	9	10		<input type="checkbox"/>
C30	To strengthen the country's crisis preparedness	1	2	3	4	5	6	7	8	9	10		<input type="checkbox"/>
C31	To identify and monitor risks	1	2	3	4	5	6	7	8	9	10		<input type="checkbox"/>

C32. How effectively does the World Bank Group's SCD and CPF activities support Cabo Verde's efforts to manage crisis related risks? [Please only respond if you are familiar with the WBG's Systematic Country Diagnostic (SCD) and Country Partnership Framework (CPF)]

1	2	3	4	5	6	7	8	9	10	<input type="checkbox"/>
Not effectively at all									Very effectively	Don't know

SECTION D: WORLD BANK GROUP'S SUPPORT IN DEVELOPMENT AREAS

D1. How EFFECTIVE do you believe the World Bank Group is in terms of the work it does in the following areas of development in Cabo Verde? *(If you have NO exposure to/experience in working in any of the sectors listed below, please respond "Don't know")*

		Not effective at all										Very effective	Don't know
1	Social protection (e.g., pensions, targeted social assistance)	1	2	3	4	5	6	7	8	9	10		<input type="checkbox"/>
2	Gender equity (closing the gap between women and men, and boys and girls; absent fathers)	1	2	3	4	5	6	7	8	9	10		<input type="checkbox"/>
3	Private sector development	1	2	3	4	5	6	7	8	9	10		<input type="checkbox"/>
4	Education (e.g., vocational training, skills for better employability)	1	2	3	4	5	6	7	8	9	10		<input type="checkbox"/>
5	Public sector governance/reform (i.e., reduction of public debt, government effectiveness, public financial management, public expenditure, fiscal system reform, reform of State-Owned Enterprises, better statistics)	1	2	3	4	5	6	7	8	9	10		<input type="checkbox"/>
6	Global/regional integration	1	2	3	4	5	6	7	8	9	10		<input type="checkbox"/>
7	Urban development	1	2	3	4	5	6	7	8	9	10		<input type="checkbox"/>
8	Energy	1	2	3	4	5	6	7	8	9	10		<input type="checkbox"/>
9	Pollution (e.g., solid waste management, water pollution)	1	2	3	4	5	6	7	8	9	10		<input type="checkbox"/>
10	Job creation/employment	1	2	3	4	5	6	7	8	9	10		<input type="checkbox"/>
11	Financial markets	1	2	3	4	5	6	7	8	9	10		<input type="checkbox"/>
12	Transport (e.g., roads, bridges, sea and air transportation)	1	2	3	4	5	6	7	8	9	10		<input type="checkbox"/>
13	Trade and exports	1	2	3	4	5	6	7	8	9	10		<input type="checkbox"/>
14	Crime and violence (including gender-based violence)	1	2	3	4	5	6	7	8	9	10		<input type="checkbox"/>
15	Natural resource management (renewable/non-renewable, coastal protection and protection of nature/marine life/fish stocks)	1	2	3	4	5	6	7	8	9	10		<input type="checkbox"/>
16	Climate change (e.g., mitigation, adaptation)	1	2	3	4	5	6	7	8	9	10		<input type="checkbox"/>
17	Poverty reduction	1	2	3	4	5	6	7	8	9	10		<input type="checkbox"/>
18	Anti-corruption	1	2	3	4	5	6	7	8	9	10		<input type="checkbox"/>
19	Judiciary reform	1	2	3	4	5	6	7	8	9	10		<input type="checkbox"/>
20	Economic growth	1	2	3	4	5	6	7	8	9	10		<input type="checkbox"/>
21	Disaster risk management	1	2	3	4	5	6	7	8	9	10		<input type="checkbox"/>
22	Equality of opportunity (i.e., social inclusion)	1	2	3	4	5	6	7	8	9	10		<input type="checkbox"/>
23	Information and communications technology	1	2	3	4	5	6	7	8	9	10		<input type="checkbox"/>

D2. From your perspective, which of the following best describes the World Bank Group's current emphasis on investing in human capital (e.g., education, health, social protection)?

1	Increased its emphasis recently
2	Decreased its emphasis recently
3	Emphasis has remained pretty consistent over time
4	Don't know

SECTION E: WORLD BANK GROUP'S KNOWLEDGE WORK AND ACTIVITIES (i.e., analysis, studies, research, data, reports, conferences)

E1. How frequently do you consult World Bank Group's knowledge work and activities in the work you do?

1	Weekly
2	Monthly
3	A few times a year
4	Rarely
5	Never

In Cabo Verde, to what extent do you believe that the World Bank Group's knowledge work and activities:

		To no degree at all					To a very significant degree					Don't know
E2	Are timely	1	2	3	4	5	6	7	8	9	10	<input type="checkbox"/>
E3	Include appropriate level of stakeholder involvement during preparation	1	2	3	4	5	6	7	8	9	10	<input type="checkbox"/>
E4	Lead to practical solutions	1	2	3	4	5	6	7	8	9	10	<input type="checkbox"/>
E5	Are source of relevant information on global good practices	1	2	3	4	5	6	7	8	9	10	<input type="checkbox"/>
E6	Are adequately disseminated	1	2	3	4	5	6	7	8	9	10	<input type="checkbox"/>
E7	Are translated enough into local language	1	2	3	4	5	6	7	8	9	10	<input type="checkbox"/>
E8	Are adaptable to Cabo Verde's specific development challenges and country circumstances	1	2	3	4	5	6	7	8	9	10	<input type="checkbox"/>

E9. Overall, how significant a contribution do you believe the World Bank Group's knowledge work and activities make to development results in your country?

1	2	3	4	5	6	7	8	9	10	<input type="checkbox"/>
Not significant at all									Very significant	Don't know

E10. Overall, how would you rate the technical quality of the World Bank Group's knowledge work and activities?

1	2	3	4	5	6	7	8	9	10	<input type="checkbox"/>
Very low technical quality									Very high technical quality	Don't know

SECTION F: THE FUTURE ROLE OF THE WORLD BANK GROUP IN CABO VERDE

F1. Which of the following SHOULD the World Bank Group do to make itself of greater value in Cabo Verde? (Choose no more than TWO)	
1	Offer more innovative knowledge products and services
2	Collaborate more effectively with Government clients (e.g., national, state, local)
3	Work faster
4	Reduce the complexity of obtaining World Bank Group financing
5	Help to bring discipline/effective supervision to implementation of World Bank Group projects
6	Engage more effectively with partners such as bilaterals, multilaterals, trust funds, UN
7	Offer more innovative financial products and services
8	Ensure greater selectivity in its work
9	Provide more adequate data/knowledge/statistics/figures on Cabo Verde's economy
10	Engage more effectively with civil society (e.g., NGOs, CBOs)
11	Increase the level of capacity development in the country
12	Engage more directly with beneficiaries
13	Improve the quality of its experts as related to Cabo Verde's specific challenges
14	Engage more effectively with private sector
15	Other (please specify): _____

F2. In addition to the regular relations with the national government, which TWO of the following groups should the World Bank Group collaborate with more in your country? (Choose no more than TWO)			
1	Beneficiaries	7	Academia/think tanks/research institutes
2	Youth/university groups	8	Parliament
3	Private sector	9	Foundations
4	Local government	10	Media
5	Donor community	11	Other (please specify): _____
6	NGOs/Community Based Organizations	12	Don't know

SECTION G: COMMUNICATION AND INFORMATION SHARING

G1. How frequently do you interact with the World Bank Group now in Cabo Verde?	
1	Never
2	Less than once a year
3	Once a year to a few times a year
4	Less than once a month
5	At least once a month
6	At least once a week

G2. How do you get most of your information about economic and social development issues in Cabo Verde? (Choose no more than TWO)			
1	Local radio	6	Internet
2	International radio	7	Periodicals
3	Social media (e.g., blogs, Facebook, Twitter, YouTube, Flickr)	8	International television
4	International newspapers	9	Local newspapers
5	Local television	10	Other (please specify): _____

G3. How would you prefer to receive information from the World Bank Group? (Choose no more than TWO)			
1	World Bank Group's publications and other written materials	4	Direct contact with World Bank Group (i.e., face to face meetings/discussions)
2	e-Newsletters	5	World Bank Group's website
3	World Bank Group's seminars/workshops/conferences	6	Social media (e.g., blogs, Facebook, Twitter, YouTube, Flickr)

G4. Which Internet connection do you use primarily when visiting a World Bank Group website? (Select only ONE response)	
1	High speed/WiFi
2	Dial-up

G5. What do you use primarily when visiting a World Bank Group website? (Select only ONE response)	
1	Phone
2	Tablet
3	Computer/laptop
4	I never visit the WBG websites

SECTION G: COMMUNICATION AND INFORMATION SHARING

G6. Over the past SIX MONTHS, on average how often did you do any of the following related to the World Bank Group (WBG)?					
		Every few days	Every few weeks	Every few months	Not at all
1	Read, viewed or heard a story about the WBG in local media (newspaper, magazine, TV, radio)	<input type="checkbox"/>	<input type="checkbox"/>	<input type="checkbox"/>	<input type="checkbox"/>
2	Read, viewed or heard a story about the WBG in global media (newspaper, magazine, TV, radio)	<input type="checkbox"/>	<input type="checkbox"/>	<input type="checkbox"/>	<input type="checkbox"/>
3	Interacted with the WBG on Social Media (e.g., read a post or tweet, liked, commented, shared, retweeted)	<input type="checkbox"/>	<input type="checkbox"/>	<input type="checkbox"/>	<input type="checkbox"/>
4	Visited a WBG website (e.g., read a blog, used data)	<input type="checkbox"/>	<input type="checkbox"/>	<input type="checkbox"/>	<input type="checkbox"/>
5	Attended an event/conference hosted by the WBG	<input type="checkbox"/>	<input type="checkbox"/>	<input type="checkbox"/>	<input type="checkbox"/>
6	Watched a webinar or online event hosted by the WBG	<input type="checkbox"/>	<input type="checkbox"/>	<input type="checkbox"/>	<input type="checkbox"/>
7	Read some or all of a WBG research paper or publication	<input type="checkbox"/>	<input type="checkbox"/>	<input type="checkbox"/>	<input type="checkbox"/>
8	Met professionally with WBG staff	<input type="checkbox"/>	<input type="checkbox"/>	<input type="checkbox"/>	<input type="checkbox"/>
9	Read a WBG e-newsletter	<input type="checkbox"/>	<input type="checkbox"/>	<input type="checkbox"/>	<input type="checkbox"/>

SECTION H: BACKGROUND INFORMATION

H1. Which of the following best describes your current affiliation? (Select only ONE response)			
1	Office of the President, Prime Minister	12	Private Sector Organization
2	Office of Minister	13	Financial Sector/Private Bank
3	Office of Parliamentarian	14	Private Foundation (e.g., Bill & Melinda Gates Foundation, Rockefeller Foundation)
4	Employee of Ministry, Ministerial Department, Implementation Agency	15	NGO/Community Based Organization
5	Project Management Unit (PMU) overseeing implementation of WBG project/ Consultant/Contractor working on WBG supported project/program	16	Trade Union
6	Local Government Office or Staff	17	Faith-Based Group
7	Independent Government Institution (i.e., regulatory agency, central bank/oversight institution)	18	Youth Group
8	Judicial System (e.g., courts)	19	Academia/Research Institute/Think Tank
9	State-Owned Enterprise	20	Media (press, radio, TV, web, etc.)
10	Bilateral Agency (e.g., embassy, diplomatic, military)	21	Other (please specify): _____
11	Multilateral Agency (UN, regional development bank)		

H2. Please identify the primary specialization of your work. (Select only ONE response)			
1	Poverty	13	Agriculture, rural development
2	Macroeconomics, fiscal management	14	Urban development
3	Governance, anti-corruption	15	Transport
4	Education	16	Digital development and technology (ICT)
5	Health, nutrition	17	Tourism
6	Social protection	18	Fragility, conflict, violence, refugees
7	Jobs	19	Demographics, migration
8	Energy	20	Trade and competitiveness
9	Environment, natural resources	21	Finance and markets
10	Climate change	22	Communications, public affairs
11	Water, sanitation	23	Generalist (specialized in multiple sectors)
12	Gender	24	Other (please specify): _____

H3. Currently, do you professionally collaborate/work with the World Bank Group (IBRD/IDA, IFC, MIGA, ICSID) in your country?	
1	Yes
2	No

H4. If yes, which of the following agencies of the World Bank Group do you primarily collaborate/work with in Cabo Verde? (Select only ONE response)	
1	The World Bank (IBRD/IDA)
2	The International Finance Corporation (IFC)
3	The Multilateral Investment Guarantee Agency (MIGA)
4	International Centre for Settlement of Investment Disputes (ICSID)

SECTION H: BACKGROUND INFORMATION

H5. Do your projects involve both the World Bank and the IFC?	
1	Yes
2	No

H6. Which of the following describes most of your exposure to the World Bank Group in Cabo Verde? (Choose no more than TWO)	
1	Observer (i.e., follow in media, discuss in informal conversations, etc.)
2	Use World Bank Group reports/data
3	Engage in World Bank Group related/sponsored events/activities
4	Collaborate as part of my professional duties
5	Use World Bank Group website for information, data, research, etc.

H7. What's your gender?	
1	Female
2	Male

H8. What's your age?	
1	25 and under
2	26-35
3	36-45
4	46-55
5	56 and above

H9. Which best represents your geographic location?	
1	Maio
2	Fogo
3	Santiago
4	San Vicente
5	Santo Antao
6	Sal
7	Boa Vista
8	Sao Nicolau
9	Brava
10	Other (please specify): _____

Thank you for completing the survey!