

Durable goods in Kosovo 2003-2005

The Statistical Office of Kosovo (SOK) continuously measures the private consumption by the Household Budget Survey (HBS). The statistics are needed to determine the basket for the Consumer Price Index (CPI), the private consumption in National Accounts (NA) and analysis of welfare and poverty. The survey also measures education, employment, housing conditions, possession of durable goods, construction and other household related businesses and farming. The data are collected all over the year and all over Kosovo with a random sample of 2 400 households per year, following EU standards and international best practices. The response rate is more than 80 % if the substituted households are counted as non-response.

September, 2006

Introduction

Consumption is mainly measured in HBS as the goods bought and services paid for during a reference period. For daily consumption, a one month period is used and for durables a 12 months period is applied.

Even with the longer period, only a few of some items are bought. One random sample of 2 400 households can give only a few new cars bought, while another random sample of the same size can give many more cars. The so called standard error is therefore rather big and the result must be treated with caution.

As complementary information, HBS has measured the stock (possession) of durable goods in 2003 and 2005.

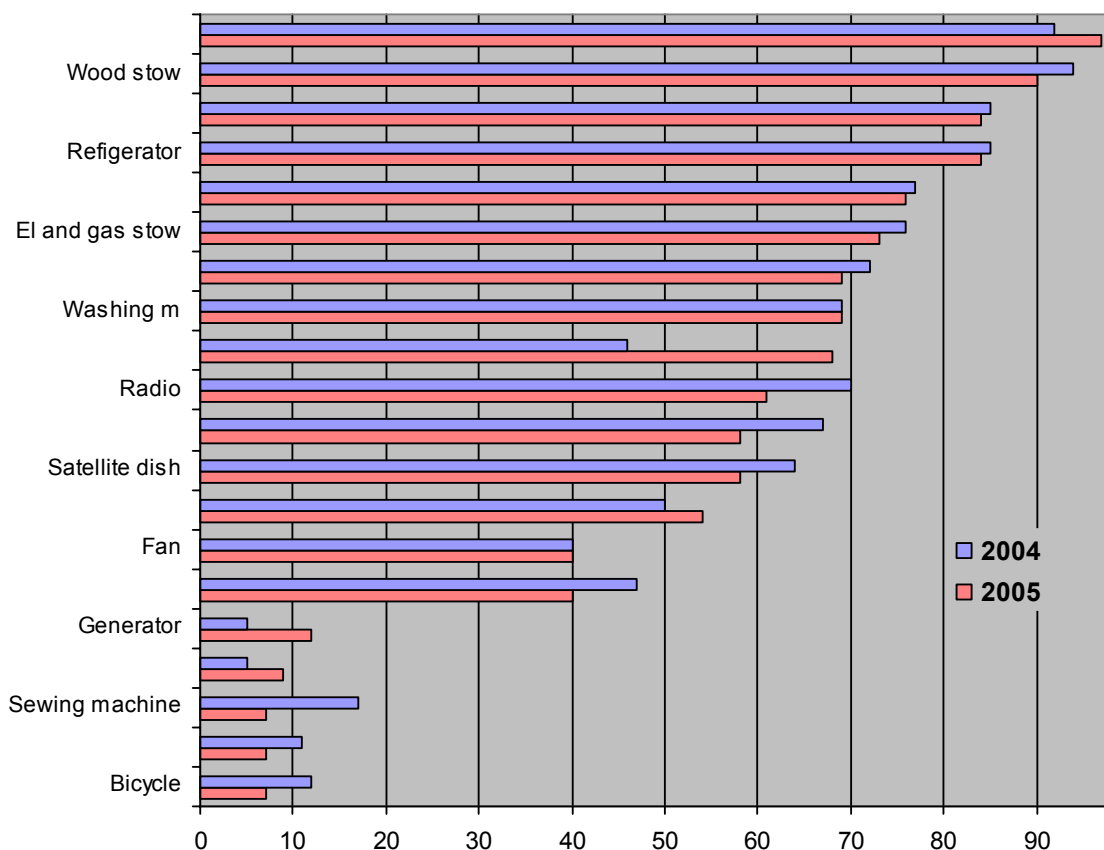
In the latest survey the age of the goods was also asked for. This is valuable market information for projection of future demand.

The most possessed items 2003 and 2005

Almost all (97%) of the households have at least one TV, an increase with five percentages since 2003.

Cell phones have gone up most, from 46 % to 68 %.

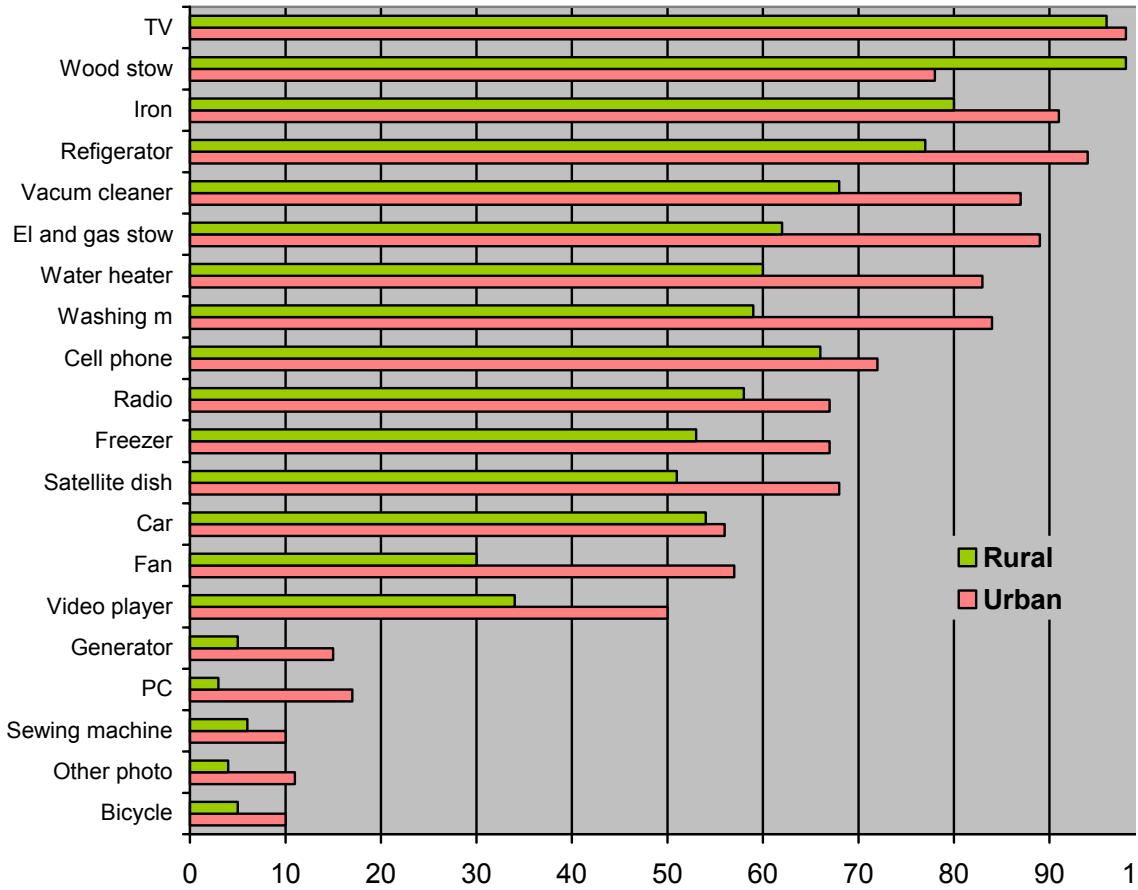
Graph 1 The twenty most popular durable goods in Kosovo, percentage of households having the item



Urban and rural differences

The urban households have more of everything except wood stoves. The difference in car and TV possession is, however, marginal.

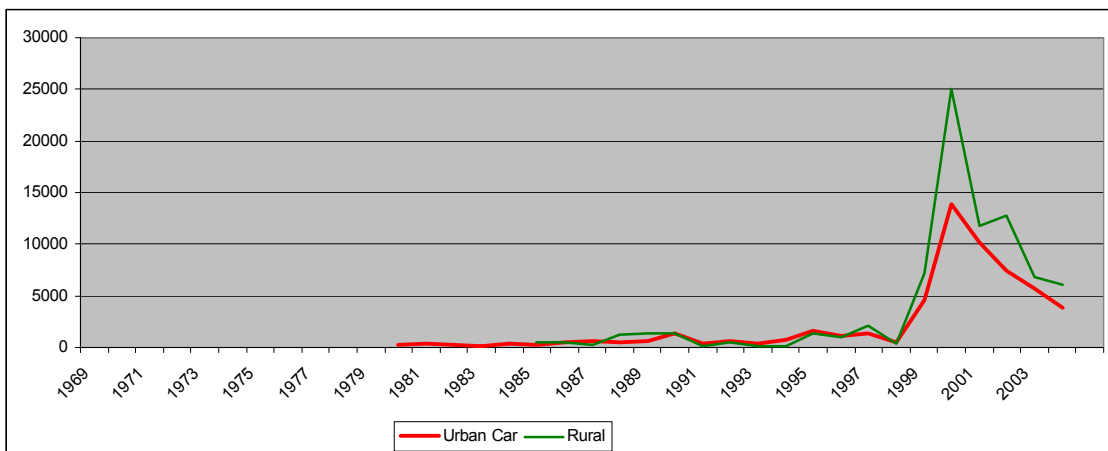
Graph 2 The twenty most popular durable goods by location, percentage of households having the item



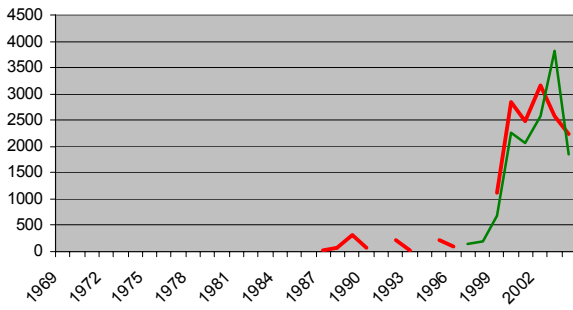
The age of goods

Most cars are bought after 1999 with the top year of 2000.

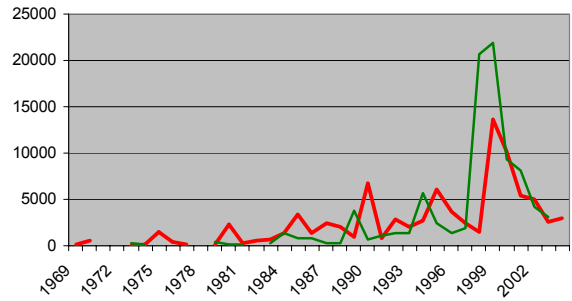
Graph 3 Number of households possessing cars by locality and year of purchase



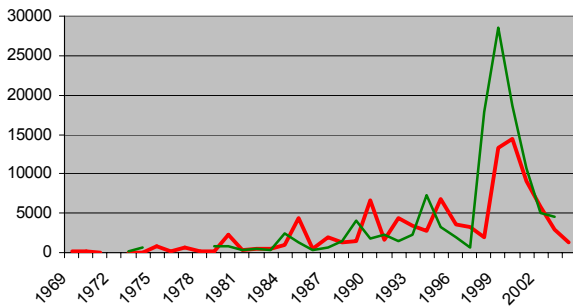
Graph 4 Possession of generators by locality and year of purchase, households



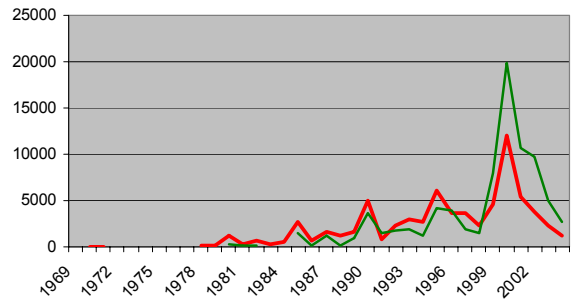
Graph 5 Possession of water heaters by locality and year of purchase, households



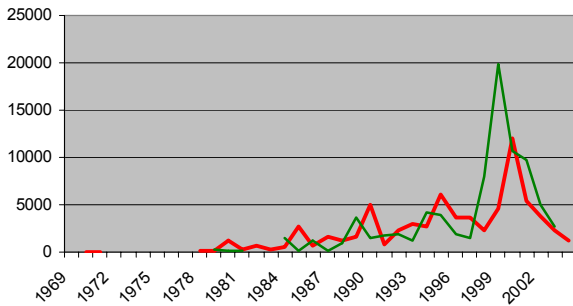
Graph 6 Possession of refrigerators by locality and year of purchase, households



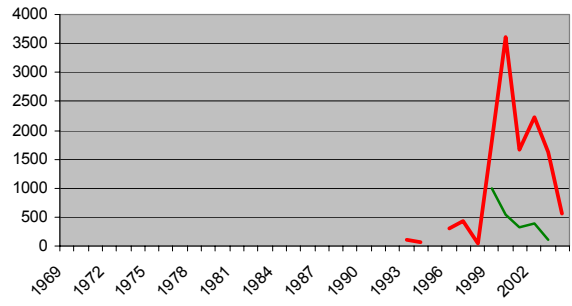
Graph 7 Possession of freezers by locality and year of purchase, households



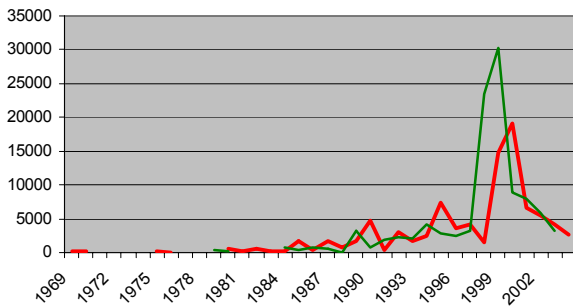
Graph 8 Possession of washing machines by locality and year of purchase, households



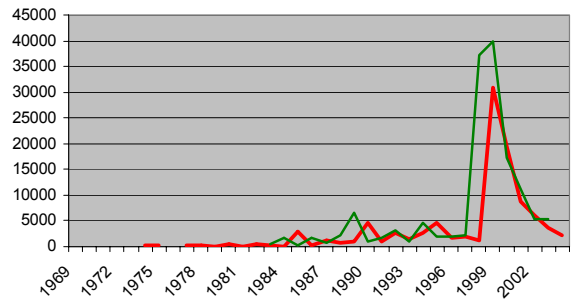
Graph 9 Possession of dishwasher by locality and year of purchase, households



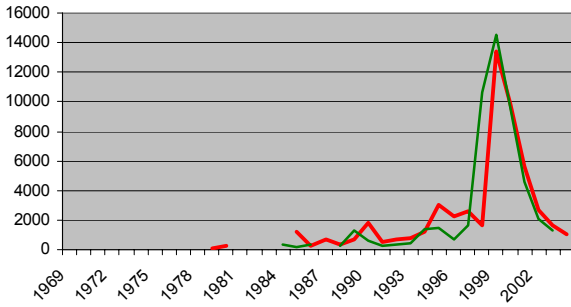
Graph 10 Possession of vacuum cleaners by locality and year of purchase, households



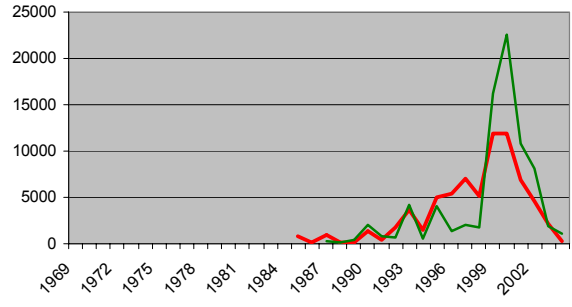
Graph 11 Possession of TV by locality and year of purchase, households



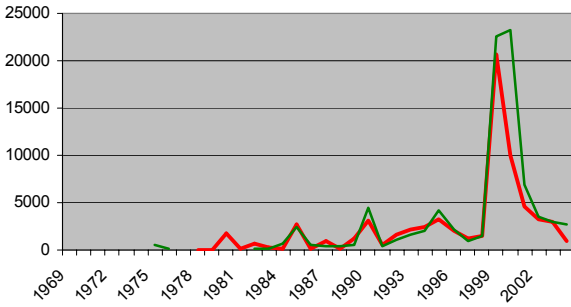
Graph 12 Possession of video players by locality and year of purchase, households



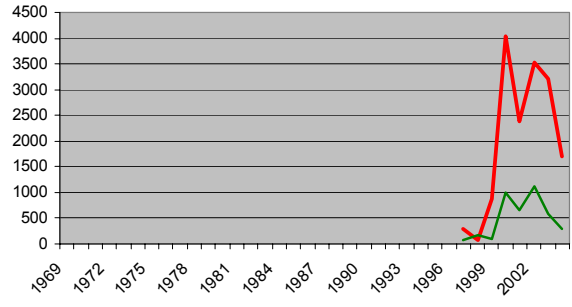
Graph 13 Possession of satellite dish by locality and year of purchase, households



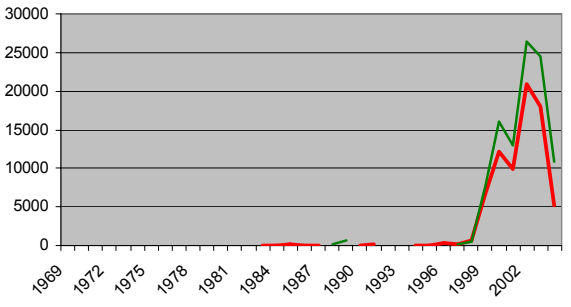
Graph 14 Possession of radio, etc. by locality and year of purchase, households



Graph 15 Possession of PC by locality and year of purchase, households



Graph 16 Possession of cell phone by locality and year of purchase, households



The patterns are rather similar in urban and rural Kosovo, with a peak around 2000. Only for PC and dishwashers the urban areas are ahead. The vast majority of goods are not more than five years old.

Table 1 Possession of household appliances 2003 and 2005 by locality ,
% of the households

Appliance	2005			2003		
	Kosovo	Urban	Rural	Kosovo	Urban	Rural
TV	97%	98%	96%	92%	96%	90%
Wood stow	90%	78%	98%	94%	87%	97%
Irons	84%	91%	80%	85%	91%	82%
Refrigerator	84%	94%	77%	85%	93%	81%
Vacuum cleaner	76%	87%	68%	77%	86%	73%
El or gas stow	73%	89%	62%	76%	89%	70%
Water heater	69%	83%	60%	72%	83%	66%
Washing machine	69%	84%	59%	69%	83%	62%
Cellular phone	68%	72%	66%	46%	48%	45%
Radio, audio eq.	61%	67%	58%	70%	75%	68%
Freezer	58%	67%	53%	67%	73%	64%
Satellite dish	58%	68%	51%	64%	76%	59%
Car	54%	56%	54%	50%	48%	51%
Fan	40%	57%	30%	40%	52%	33%
Video player	40%	50%	34%	47%	56%	42%
Generator	12%	15%	9%	5%	7%	5%
PC	9%	17%	3%	5%	9%	3%
Sewing mash	7%	10%	6%	17%	16%	17%
Other photographic eq.	7%	11%	4%	11%	14%	10%
Bike	7%	10%	5%	12%	13%	12%
Dishwasher	6%	12%	2%	5%	9%	2%
Microwave	5%	10%	2%	3%	5%	2%
Truck	3%	2%	4%	4%	2%	5%
Water reservoir	2%	2%	2%	4%	5%	4%
Dryer	2%	3%	1%	5%	6%	4%
Camera	2%	3%	1%	4%	4%	4%
Air conditioner	1%	1%	0%	2%	2%	2%
MC/Scooter	0%	1%	0%	-	-	-
Video camera	0%	1%	0%	1%	2%	1%

Table 2 Possession of household appliances by year of purchase , households

Kosovo	-1989	1990-1994	1995-1998	1999	2000	2001	2002	2003	2004
El. or gas stow	35 901	26 598	23 163	31 752	32 090	16 061	10 124	7 846	4 772
Microwave	475	19	1 559	2 192	2 784	886	2 109	1 670	1 233
Wood stow	17 046	22 845	30 221	58 973	49 264	15 573	15 250	14 027	10 580
Generator	581	328	1 139	1 819	5 121	4 538	5 723	6 406	4 101
Water heater	23 695	23 193	24 846	34 450	32 107	14 757	13 067	6 828	6 078
Water recervoir	1 423	361	330	881	1 169	568	553	695	
Refrigerator	26 279	30 434	28 634	31 153	43 029	27 731	16 574	7 982	5 810
Freezer	16 167	23 947	27 276	12 592	31 911	16 073	13 500	7 207	3 931
Washing machine	15 046	19 389	22 928	16 033	40 895	22 618	18 723	13 022	7 240
Dryer, etc.	710	475	449	519	603	1 208	131	619	73
Iron	15 997	26 594	24 673	38 779	66 225	17 648	12 703	8 815	5 268
Dishwasher	204	343	763	1 814	4 607	2 204	2 550	2 012	680
Fan	7 674	12 832	18 989	17 493	26 646	9 105	5 846	3 416	2 957
Air conditioner	181	67	298	47	190	221	219	313	
Vacuum cleaner	11 741	22 679	29 098	38 263	49 439	15 412	13 550	9 991	5 770
Sewing machine	7 458	4 129	1 436	380	1 864	1 958	1 026	656	359
TV	17 960	25 650	20 067	68 190	59 211	26 060	17 291	9 170	7 547
Video player	4 810	7 918	14 684	24 136	24 393	15 225	7 295	3 708	2 294
Satellite dish	3 367	16 683	31 859	28 133	34 437	17 629	12 734	4 021	1 349
Radio, audio eq.	18 986	19 574	16 762	43 447	33 190	11 430	6 710	5 890	3 700
Camera		55	517	167	1 823	592	657	360	377

Video camera	99				49	156	81	50	310
Other photgr. Eq.	681	938	1 808	828	5 955	3 712	1 702	1 442	926
PC		162	1 068	966	5 046	3 028	4 640	3 801	1 981
Cell phone	1 129	399	1 597	14 256	28 141	22 807	47 393	42 432	16 006
Car	8 334	5 616	9 479	11 743	38 900	21 938	20 286	12 570	9 965
Truck	935	358	186	490	1 776	1 501	1 424	1 468	521
MC/scooter	422		103	160	262		15		118
Bicycle	517	1 715	2 055	1 493	3 900	2 307	2 213	1 705	1 158

Urban	-1989	1990-1994	1995-1998	1999	2000	2001	2002	2003	2004
El. or gas stow	22 307	16 111	11 884	13 620	13 249	5 131	4 934	3 199	2 032
Microwave	298	19	1 501	1 731	1 842	886	1 666	1 386	780
Wood stow	8 333	12 191	12 982	15 492	16 144	5 548	4 813	3 498	2 978
Generator	404	328	322	1 126	2 855	2 482	3 155	2 578	2 242
Water heater	18 631	14 960	13 541	13 644	10 179	5 413	4 967	2 576	2 907
Water reservoir	594	92	245	208	242	259	409	407	
Refrigerator	16 350	18 799	15 452	13 285	14 478	9 126	5 811	2 981	1 270
Freezer	11 275	13 880	15 847	4 578	12 092	5 370	3 827	2 269	1 250
Washing machine	10 978	12 785	14 452	6 533	17 934	9 382	7 560	5 307	2 365
Dryer, etc.	324	388	449	232	303	394	131	326	73
Iron	11 831	14 893	12 243	13 822	21 724	7 350	5 553	3 983	2 194
Dishwasher	204	299	763	1 814	3 610	1 661	2 236	1 631	569
Fan	6 387	8 446	11 473	8 952	12 343	4 470	3 343	1 847	1 584
Air conditioner	181	67	170	47	190	198	219	269	
Vacuum cleaner	8 545	12 502	16 405	14 714	19 106	6 566	5 562	4 155	2 566
Sewing machine	4 391	2 636	884	47	609	466	655	343	
TV	8 662	12 494	9 451	30 939	19 358	8 724	6 167	3 727	2 216
Video player	3 524	4 968	9 480	13 438	9 893	5 597	2 694	1 605	1 018
Satellite dish	2 270	8 501	22 711	11 896	11 891	6 841	4 619	2 193	263
Radio, audio eq.	9 254	9 972	7 923	20 725	9 986	4 530	3 198	2 938	974
Camera		55	212	167	1 376	495	586	360	197
Video camera	99				49	156	81	50	129
Other photgr. Eq.	563	685	1 118	670	3 976	1 966	1 280	810	439
PC		162	678	879	4 049	2 374	3 531	3 211	1 692
Cell phone	285	258	1 079	6 683	12 140	9 893	20 860	18 010	5 209
Car	3 869	3 412	4 570	4 570	13 868	10 159	7 440	5 731	3 886
Truck	103	31	51	26	698	104	705	110	115
MC/scooter			103	160	262		15		118
Bicycle	460	1 298	1 839	1 114	1 510	924	1 519	581	805

Rural	-1989	1990-1994	1995-1998	1999	2000	2001	2002	2003	2004
El. or gas stow	13 594	10 465	11 279	18 043	18 841	10 930	5 190	4 646	2 740
Microwave	177		58	461	942		444	283	453
Wood stow	8 713	10 654	17 140	43 391	33 119	10 003	10 437	10 529	7 602
Generator	177		817	693	2 266	2 055	2 568	3 829	1 860
Water heater	5 063	8 234	11 305	20 715	21 928	9 344	8 100	4 253	3 171
Water reservoir	829	269	85	673	927	310	144	289	
Refrigerator	9 929	11 613	13 182	17 868	28 461	18 605	10 763	5 002	4 540
Freezer	4 892	10 067	11 428	7 992	19 819	10 703	9 672	4 937	2 681
Washing machine	4 068	6 603	8 476	9 499	22 871	13 214	11 163	7 715	4 874
Dryer, etc.	387	87		286	300	814		293	
Iron	4 166	11 700	12 430	24 868	44 501	10 298	7 150	4 809	3 074
Dishwasher		44			997	543	314	381	111
Fan	1 287	4 386	7 516	8 541	14 190	4 635	2 503	1 569	1 374
Air conditioner			128					44	
Vacuum cleaner	3 195	10 177	12 671	23 550	30 243	8 846	7 987	5 836	3 204
Sewing machine	3 067	1 493	552	332	1 255	1 491	372	313	359
TV	9 299	13 156	10 595	37 161	39 852	17 336	11 124	5 344	5 331
Video player	1 286	2 950	5 204	10 608	14 499	9 628	4 601	2 103	1 276
Satellite dish	1 097	8 182	9 148	16 237	22 546	10 788	8 115	1 828	1 086

Radio, audio eq.	9 732	9 602	8 817	22 632	23 204	6 899	3 512	2 951	2 726
Camera			305		447	97	72		180
Video camera									180
Other photgr. Eq.	118	253	690	158	1 979	1 745	422	632	486
PC			390	87	996	654	1 109	590	289
Cell phone	844	142	517	7 573	16 001	12 914	26 443	24 421	10 797
Car	4 465	2 205	4 909	7 173	25 032	11 778	12 755	6 839	6 079
Truck	832	327	135	463	1 077	1 397	719	1 358	405
MC/scooter	422								
Bicycle	58	417	216	379	2 389	1 383	694	1 124	353

We invite all the users of the present publication for cooperation, for your comments and suggestions, contact Department of Social Statistic, respectively Living Standard Sector by phone: 038/235 148, 038 235 136 or through our adress: social@ks-gov.net and visit our Web-site: www.ks-gov.net/esk