



Federal Republic Of Nigeria

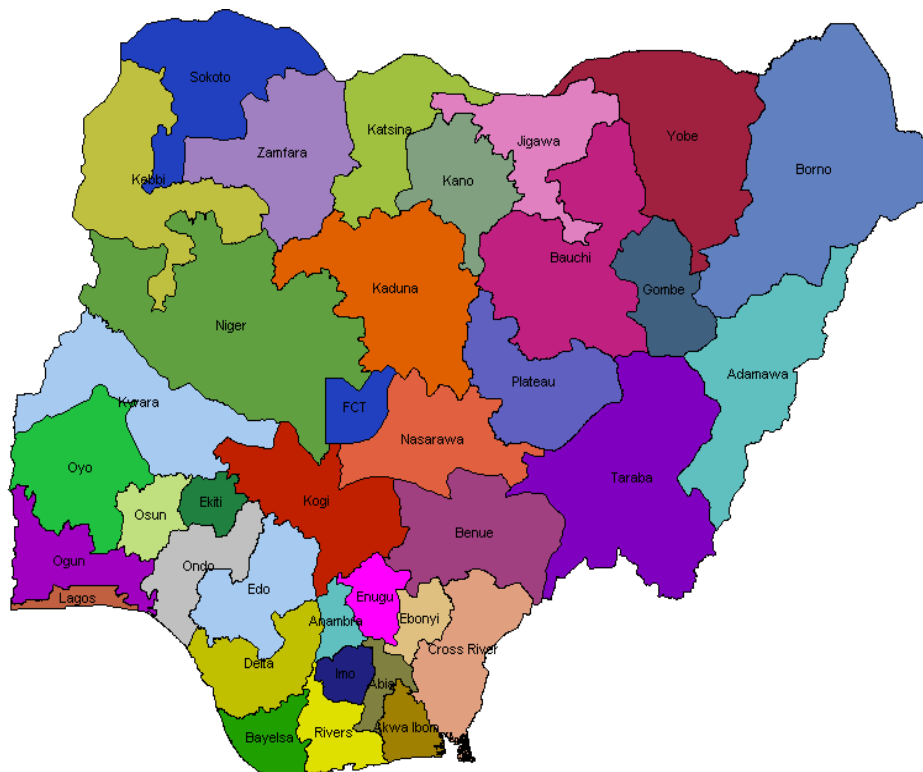
2006 Population and Housing Census

PRIORITY TABLE Volume VIII

POPULATION DISTRIBUTION BY AGE, SEX & TYPE OF HOUSEHOLD (STATE & LOCAL GOVERNMENT AREA)

*National Population
Commission*
Abuja, Nigeria
April, 2010





All enquiries to be addressed to:

The Chairman,
National Population Commission,
No. 1, Masaka Close
Plot 2031, Off Olusegun Obasanjo Way,
(P.M.B 0281, Garki)
Wuse, Zone 7, - Abuja

Tel. +234 09 5230775

Fax. +234 09 5231024

e-mail - natpopcom@yahoo.com

website. www.population.gov.ng



Federal Republic of Nigeria

2006 Population and Housing Census

PRIORITY TABLE **Volume VIII**

POPULATION DISTRIBUTION BY SEX & TYPES OF HOUSEHOLD

(STATE & Local Government Area)

Table HH1

*National Population
Commission*

Abuja, Nigeria
April, 2010



Preface

The enumeration of persons during the 2006 Population and Housing Census took place in the respective households in which the respondents normally reside. A household consists of a person or group of persons living together usually under the same roof or in the same building / compound, who share the same source of food and recognize themselves as a social unit with a head of household. However the households canvassed during the 2006 Census exhibit variations not only in class size but also the structure and composition. As it is consistent with best global practices, the National Population Commission captured, processed and disseminated information on the households canvassed in the 2006 Census.

This publication presents data on the types of households enumerated during the 2006 Census and the data has been presented for the states and the FCT and all the Local Government Areas of the federation. No doubt the highest numbers of people stay in regular households but there are other households as well such as the institutional households, homeless households, homeless persons, nomadic households, transient persons and households, fishing and hunting households as well as census functionaries.

The distribution of household types in a population tells important story about the social system, the economic conditions of the people and the socialization process. This data will be useful for planners in the social welfare sector, law enforcement, and indeed any other planners interested in how the people live. It is my hope that planners will find this volume as well as the other two volumes on the Class Size of the Population and Relationship to Heads of Household useful in trying to understand how the people live, where they live and how they do so.

The Commission wishes to thank individuals, states and local governments as well as the Development Partners who all contributed to the successful conduct of the 2006 Census.

Chief Samu'ila Danko Makama CON

Chairman

National Population Commission

Notes

This section provides information on the arrangement of this publication and explanation of some concepts used.

This volume presents data on the population distribution by types of household as canvassed in the 2006 Census. This volume contains tables on the Distribution of Population by types of households for all states and the FCT arranged in alphabetical order. Under each state, the corresponding tables for the Local Government Areas are presented.

Find below explanations of some of the concepts used in this publication:

Regular households – *A regular household consists of a person or group of persons living together usually under the same roof or in the same building / compound, who share the same source of food and recognize themselves as a social unit with a head of household.*

Institutional Households –

Homeless persons – *Homeless persons include beggars, vagrants and lunatics who are usually found in public places such as bridges, parks and market places*

Homeless households – *Homeless persons are identical to regular households except that they have no fixed place of abode*

Nomadic households – *These are persons or households who migrate from place to place in search of pasture for their animals. Nomads do not settle in any place for longer than one or two years.*

Transient persons – *Transient population refers to persons or households that are not likely to return to a regular or institutional household within the enumeration period. They include persons or households that were on the move and could not be assigned to any specific building*

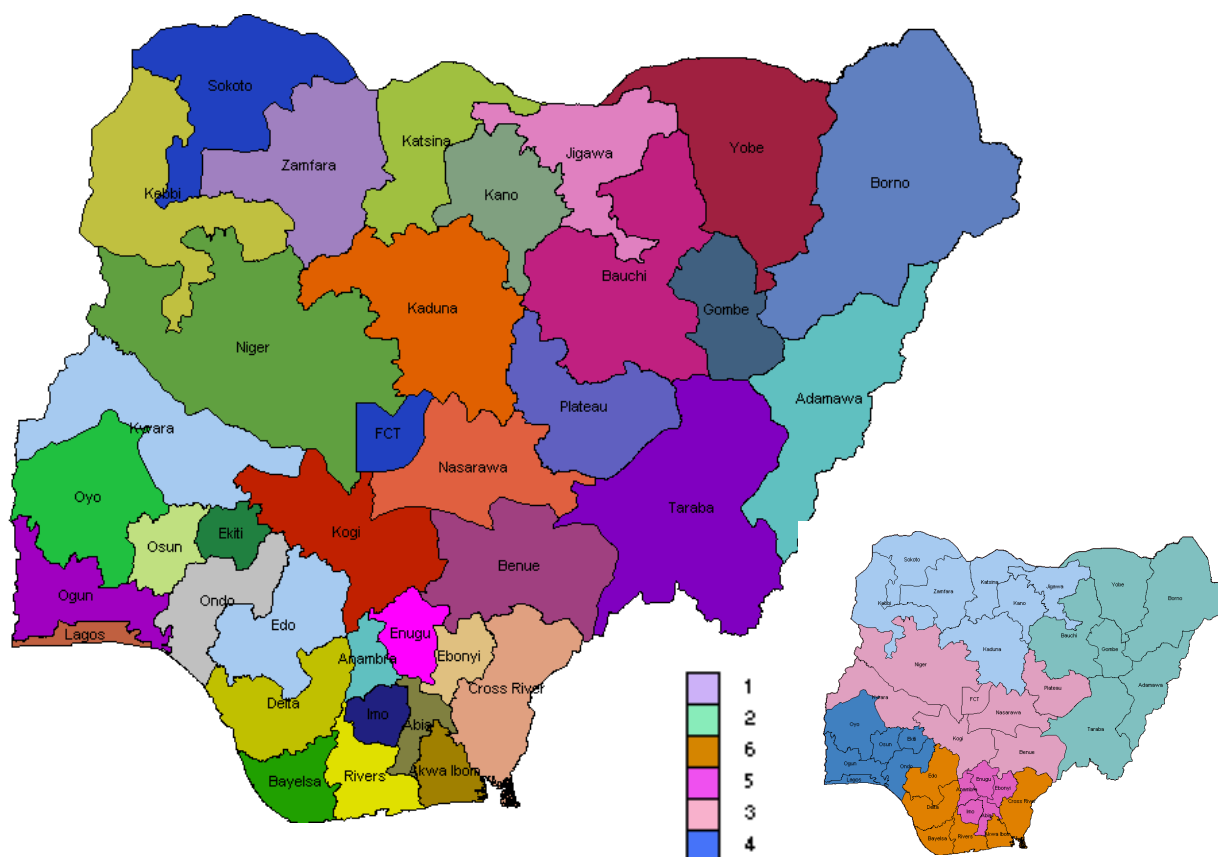
Fishing and hunting households – *These are households who spend days on water or in the bush for their occupation and can therefore not be enumerated in their respective households*

Census functionaries - *Census functionaries were persons who had to leave their respective places of residence for assignments during the conduct of the 2006 Census*

Other Publications in the Priority Table Series

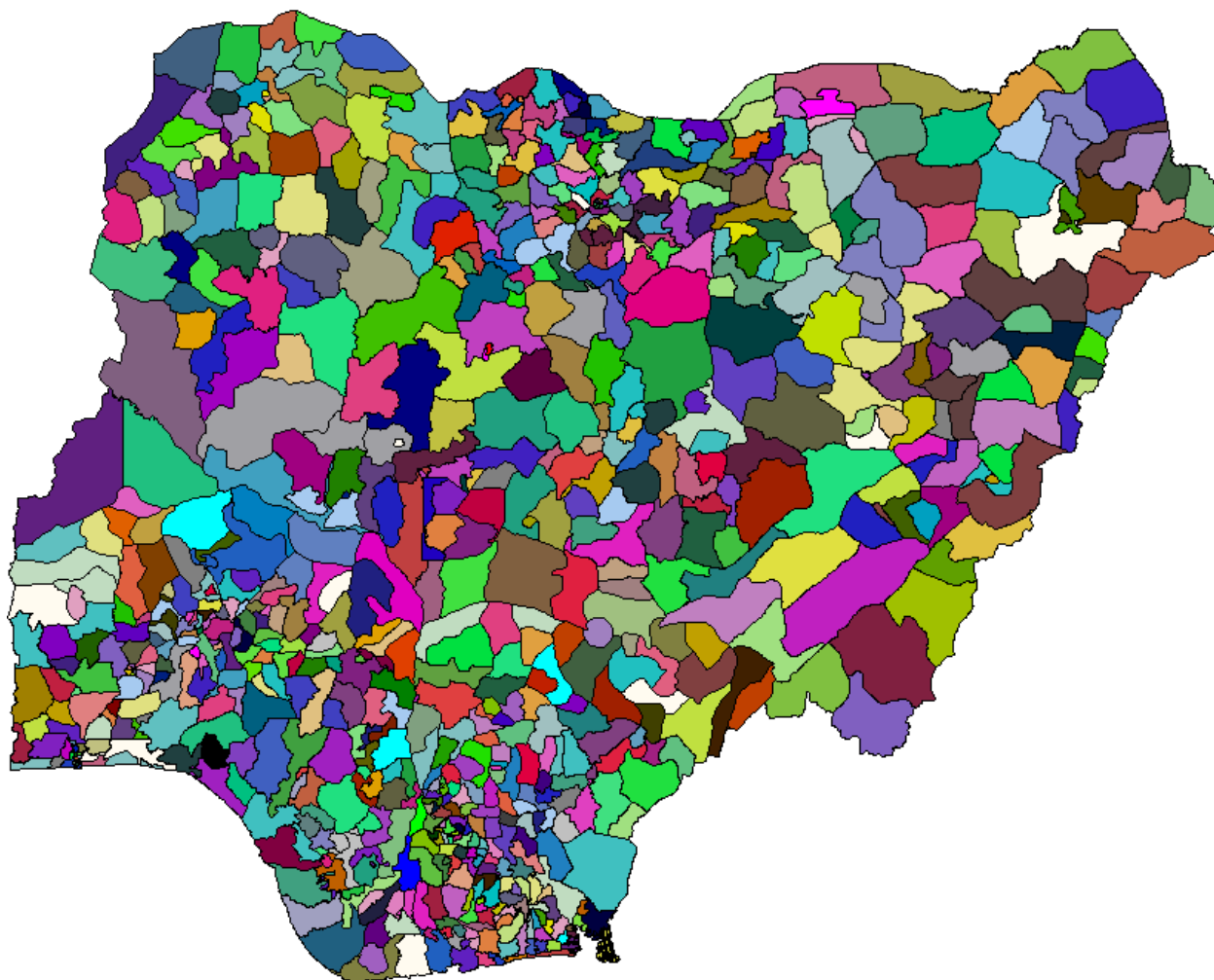
Volume No.	Volume Title
I	Priority Tables (Summary)
II	Distribution of Households by Housing Characteristics and Amenities
III	Distribution of Population by State and Sex
IV	Distribution of Population by Five Year Age Groups and Sex
V	Distribution of Population (Age 10 and Above) by Sex, Age Groups and Marital Status
VI	Distribution of Population (Age 6 and Above) by Sex, Age Groups and Schooling Status
VII	Distribution of Population (Age 6 and Above) by Sex, Age Groups and Educational Attainment
VIII	Distribution of Population by Type of Household and Sex
IX	Distribution of Population by Size Class of Household, Number of Households and Sex
X	Distribution of Population by Five Year Age Groups and Relationship to Head of Household
XI	Distribution of Population by Five Year Age Groups, Sex and Disability
XII	Table [ADD: 4] Distribution of Population (6 Years and Above) by Sex and Literacy

Nigeria: Zones and States in the Federation



Code	Zone	States in Zone
1	North West	JIGAWA [JG], KADUNA [KD], KANO [KN], KATSINA [KT], KEBBI [KE], SOKOTO [SK], ZAMFARA [ZM]
2	North East	ADAMAWA [AD], BAUCHI [BA], BORNO [BR], GOMBE [GM], TARABA [TR], YOBE [YB]
3	North Central	BENUE [BN], FCT ABUJA [FC], KOGI [KG], KWARA [KW], NASARAWA [NS], NIGER [NG], PLATEAU [PL]
4	South West	EKITI [EK], LAGOS [LG], OGUN [OG], ONDO [ON], OSUN [OS], OYO [OY]
5	South East	ABIA [AB], ANAMBRA [AN], EBONYI [EB], ENUGU [EN], IMO [IM],
6	South South	AKWA IBOM [AK], BAYELSA [BY], CROSS RIVER [CR], DELTA [DL], EDO [ED], RIVERS [RV],

Nigeria: Local Government Areas the Federation



	State	Local Government Areas
N o r t h W e s t	JIGAWA	A: BIRNIN KUDU, BUJI, DUTSE, GWARAM, JAHUN, KIYAWA, MIGA
		B: AUYO, BIRINIWA, GURI, HADEJIA, KAFIN HAUSA, KAUGAMA, KIRI KASAMMA, MALAM MADORI,
		C: BABURA, GAGARAWA, GARKI, GUMEL, GWIWA, KAZAURE, MAIGATARI, RINGIM, RONI, SULE-TANKARKAR, TAURA, YANKWASHI,
	KADUNA	A: IKARA, KUBAU, KUDAN, LERE, MAKARFI, SABON-GARI, SOBA, ZARIA,
		B: BIRNIN-GWARI, CHIKUN, GIWA, IGABI, KADUNA NORTH, KADUNA SOUTH, KAJURU,
		C: JABA, JEMA'A, KACHIA, KAGARKO, KAURA, KAURU, SANGA, ZANGON-KATAF,
	KANO	A: DALA, DAWAKIN KUDU, FAGGE, GARUM MALLAM, GEZAWA, GWALE, KANO MUNICIPAL, KUMBOTSO, KURA, MADOBI, MINJIBIR, NASARAWA, TARAUNI, UNGOGO, WARAWA,
		B: BAGWAI, BICHI, DAMBATTA, DAWAKIN TOFA, GABASAWA, GWARZO, KABO, KUNCHI, MAKODA, RIMIN GADO, SHANONO, TOFA, TSANYAWA,
		C: AJINGI, ALBASU, BEBEJI, BUNKURE, DOGUWA, GARKO, GAYA, KARAYE, KIBIYA, KIRU, RANO, ROGO, SUMAILA, TAKAI, TUDUN WADA, WUDIL,
	KATSINA	A: BAURE, BINDAWA, DAURA, DUTSI, INGAWA, KANKIA, KUSADA, MAI'ADUA, MANI, MASHI, SANDAMU, ZANGO,
		B: BAKORI, DANDUME, DANJA, FASKARI, FUNTUA, KAFUR, KANKARA, MALUMFASHI, MATAZU, MUSAWA, SABUWA,
		C: BATAGARAWA, BATSARI, CHARANCHI, DAN MUSA, DUTSIN-MA, JIBIA, KAITA, KATSINA, KURFI, RIMI, SAFANA,
	KEBBI	A: AREWA-DANDI, ARGUNGU, AUGIE, BAGUDO, DANDI, SURU,
		B: ALEIRO, BIRNIN KEBBI, BUNZA, GWANDU, JEGA, KALGO, KOKO/BESSE, MAIYAMA,
		C: FAKAI, NGASKI, SAKABA, SHANGA, WASAGU/DANKO, YAURI, ZURU,
	SOKOTO	A: GADA, GORONYO, GWADABAWA, ILLELA, ISA, RABAH, SABON BIRNI, WURNO,
		B: BINJI, GUDU, KWARE, SILAME, SOKOTO NORTH, SOKOTO SOUTH, TANGAZA, WAMAKKO,
		C: BODINGA, DANGE-SHUNI, KEBBE, SHAGARI, TAMBUWAL, TURETA, YABO,

N o r t h E a s t	ZAMFARA	A	BIRNIN MAGAJI, KAURA NAMODA, SHINKAFI, ZURMI,
		B	BUNGUDU, GUSAU, MARU, TSAFE,
		C	ANKA, BAKURA, BUKKUYUM, GUMMI, MARADUN, TALATA MAFARA,
	ADAMAWA	A	MADAGALI, MAIHA, MICHKA, MUBI NORTH, MUBI SOUTH,
		B	DEMSA, GANYE, GUYUK, JADA, LAMURDE, MAYO-BELWA, NUMAN, SHELENG, TOUNGO,
		C	FUFORE, GIREI, GOMBI, HONG, SONG, YOLA NORTH, YOLA SOUTH,
	BAUCHI	A	ALKALERI, BAUCHI, BOGORO, DASS, KIRFI, TAFAWA-BALEWA, TORO,
		B	DAMBAN, DARAZO, GANJUWA, MISAU, NINGI, WARJI,
		C	GAMAWA, GIADDE, ITAS/GADAU, JAMA'ARE, KATAGUM, SHIRA, ZAKI,
	BORNO	A	ABADAM, BIU, GUBIO, GUZAMALA, KUKAWA, MAGUMERI, MARTE, MOBBAR, MONGUNO, NGANZAI,
		B	BAMA, DIKWA, GWOZA, JERE, KALA/BALGE, KONDUGA, MAFA, MAIDUGURI, NGALA,
		C	ASKIRA/UBA, BAYO, CHIBOK, DAMBOA, HAWUL, KAGA, KWAYA KUSAR, SHANI,
	GOMBE	A	AKKO, YAMALTU/DEBA,
		B	BALANGA, BILLIRI, KALTUNGO, SHOMGOM,
		C	DUKKU, FUNAKAYE, GOMBE, KWAMI, NAFADA (BAJOGA),
	TARABA	A	DONGA, IBI, TAKUM, USSA, WUKARI,
		B	BALI, GASHAKA, GASSOL, KURMI, SARDAUNA,
		C	ARDO-KOLA, JALINGO, KARIM-LAMIDO, LAU, YORRO, ZING,
	YOBE	A	BURSARI, DAMATURU, GEIDAM, GUJBA, GULANI, TARMUA, YUNUSARI,
		B	BADE, JAKUSKO, KARASUWA, MACHINA, NGURU, YUSUFARI,
		C	FIKA, FUNE, NANGERE, POTISKUM,
N o r t h C e n t r a l	Benue	A	KATSINA-ALA, KONSHISHA, KWANDE, LOGO, UKUM, USHONGO, VANDEIKYA,
		B	BURUKU, GBOKO, GUMA, GWER EAST, GWER WEST, MAKURDI, TARKA,
		C	ADO, AGATU, APA, OBI, OGBADIBO, OHIMINI, OJU, OKPOKWU, OTURKPO,
	FCT Abuja	A	ABAJI, ABUJA MUNICIPAL (AMAC), BWARI, GWAGWALADA, KUJE, KWALI,
	Kogi	A	ADAVI, AJAOKUTA, OGORI/MAGONGO, OKEHI, OKENE,
		B	ANKPA, BASSA, DEKINA, IBAJI, IDAH, IGALAMELA-ODOLU, OFU, OLAMABOLO, OMALA,
		C	IJUMU, KABBA/BUNU, KOGI, LOKOJA, MOPA-MURO, YAGBA EAST, YAGBA WEST,
	Kwara	A	BARUTEN, EDU, KAIAMA, MORO, PATEGI,
		B	ASA, ILORIN EAST, ILORIN SOUTH, ILORIN WEST,
		C	EKITI, IFELODUN, IREPODUN, ISIN, OFFA, OKE-ERO, OYUN,
	Nasarawa	A	AKWANGA, NASARAWA-EGGON, WAMBA,
		B	KARU, KEFFI, KOKONA, NASARAWA, TOTO,
		C	AWE, DOMA, KEANA, LAFIA, OBI,
	Niger	A	BOSSO, CHANCHAGA, GURARA, MUJA, PAIKORO, RAFI, SHIRORO, SULEJA, TAFE,
		B	AGWARA, BORGU, KONTAGORA, MAGAMA, MARIGA, MASHEGU, RIJAU, WUSHISHI,
		C	AGAIE, BIDA, EDATI, GBAKO, KATCHA, LAPAI, LAVUN, MOKWA,
	Plateau	A	LANGTANG NORTH, LANGTANG SOUTH, MIKANG, QUA'AN PAN, SHENDAM, WASE,
		B	BOKKOS, KANAM, KANKE, MANGU, PANKSHIN,
		C	BARIKIN LADI, BASSA, JOS EAST, JOS NORTH, JOS SOUTH, RIYOM,
S o u t h W e s t	Ekiti	A	IDO-OSI, IKOLE, ILEJEMEJI, MOBA, OYE,
		B	EFON, EKITI WEST, IJERO, IREPODUN/IFELODUN,
		C	ADO EKITI, AIYEKIRE (GBONYIN), EKITI EAST, EKITI SOUTH WEST, EMURE, IKERE, ISE/ORUN,
	Lagos	A	APAPA, ETI-OSA, LAGOS ISLAND, LAGOS MAINLAND, SURULERE,
		B	EPE, IBEJU/LEKKI, IKORODU, KOSOFE, SHOMOLU,
		C	AGEGE, AJEROMI-IFELODUN, ALIMOSHO, AMUWO-ODOFIN, BADAGRY, IFAKO-IJAYE, IKEJA, MUSHIN, OJO, OSHODI-ISOLO,
	Ogun	A	ABEOKUTA NORTH, ABEOKUTA SOUTH, EWEKORO, IFO, OBAFEMI-OWODE, ODEDA,
		B	IJEBU EAST, IJEBU NORTH, IJEBU NORTH EAST, IJEBU ODE, IKENNE, ODOGBOLU, OGUN WATERSIDE, REMO NORTH, SHAGAMU,
		C	ADO-ODO/OTA, EGBADO NORTH, EGBADO SOUTH, IMEKO-AFON, IPOKIA,
	Ondo	A	AKOKO NORTH EAST, AKOKO NORTH WEST, AKOKO SOUTH EAST, AKOKO SOUTH WEST, OSE, OWO,
		B	AKURE NORTH, AKURE SOUTH, IDANRE, IFEDORE, ONDO EAST, ONDO WEST,
		C	ESE-ODO, ILAJE, ILE-OLUJI-OKEIGBO, IRELE, ODIGBO, OKITIPUPA,
	Osun	A	BOLUWADURO, BORIPE, IFEDAYO, IFELODUN, ILA, IREPODUN, OBOKUN, ODO-OTIN, OLORUNDA, OROLU, OSOGBO,
		B	ATAKUMOSA EAST, ATAKUMOSA WEST, IFE CENTRAL, IFE EAST, IFE NORTH, IFE SOUTH, ILESHA EAST, ILESHA WEST, ORIADE,
		C	AIYEDADE, AIYEDIRE, EDE NORTH, EDE SOUTH, EGBEDORE, EJIGBO, IREWOLE, ISOKAN, IWO, OLA-OLUWA,

	Oyo	A	AFIJIO, AKINYELE, ATIBA, EGBEDA, LAGELU, OGO OLUWA, OLUYOLE, ONA-ARA, OYO EAST, OYO WEST, SURULERE,
		B	ATIGBO, IREPO, ISEYIN, ITESIWAJU, IWAJOWA, KAJOLA, OGBOMOSHO NORTH, OGBOMOSHO SOUTH, OLORUNSOGO, ORELOPE, ORI IRE, SAKI EAST, SAKI WEST,
		C	IBADAN CENTRAL [IBADAN NORTH EAST], IBADAN NORTH, IBADAN NORTH WEST, IBADAN SOUTH EAST, IBADAN SOUTH WEST, IBARAPA CENTRAL, IBARAPA EAST, IBARAPA NORTH, IDO,
S o u t h	Abia	A	AROCHUKWU, BENDE, ISIUKWUATO, OHAFIA, UMU-NNEOCHI,
		B	IKWUANO, ISIALA-NGWA NORTH, ISIALA-NGWA SOUTH, OSISIOMA NGWA, UMUAHIA NORTH, UMUAHIA SOUTH,
		C	ABA NORTH, ABA SOUTH, OBI NGWA, UGWUNAGBO, UKWA EAST, UKWA WEST,
E a s t	Anambra	A	ANAMBRA EAST, ANAMBRA WEST, AYAMELUM, OGBARU, ONITSHA NORTH, ONITSHA SOUTH, OYI,
		B	ANAOCHA, AWKA NORTH, AWKA SOUTH, DUNUKOFIA, IDEMILI NORTH, IDEMILI SOUTH, NJIKOKA,
		C	AGUATA, EKWUSIGO, IHIALA, NNEWI NORTH, NNEWI SOUTH, ORUMBA NORTH, ORUMBA SOUTH,
	Ebonyi	A	ABAKALIKI, EBONYI, IZZI, OHAUKWU,
		B	EZZA NORTH, EZZA SOUTH, IKWO, ISHIELU,
		C	AFIKPO NORTH, AFIKPO SOUTH, IVO, OHAOZARA, ONICHA,
	Enugu	A	ENUGU EAST, ENUGU NORTH, ENUGU SOUTH, ISI-UZO, NKANU EAST, NKANU WEST,
		B	ANINRI, AWGU, EZEAGU, OJI-RIVER, UDI,
		C	IGBO-ETITI, IGBO-EZE NORTH, IGBO-EZE SOUTH, NSUKKA, UDENU, UZO-UWANI,
	Imo	A	ABOH-MBAISE, AHIAZU-MBAISE, EZINIHITTE, IKEDURU, MBAITOLI, NGOR-OKPALA, OWERRI NORTH, OWERRI WEST, OWERRI-MUNICIPAL,
		B	IDEATO NORTH, IDEATO SOUTH, ISU, NJABA, NKWERRE, NWANGELE, OGUTA, OHAJI/EGBEMA, ORLU, ORSU, ORU EAST, ORU WEST,
		C	EHIME-MBANO, IHITTE/UBOMA, ISIALA MBANO, OBOWO, OKIGWE, UNUIMO,
S o u t h	Akwa Ibom	A	ETINAN, IBESIKPO ASUTAN, IBIONO IBOM, ITU, NSIT ATAI, NSIT IBOM, NSIT UBIUM, URUAN, UYO,
		B	ABAK, ESSIEN UDIM, ETIM EKPO, IKA, IKONO, IKOT EKPENE, INI, OBOT AKARA, ORUK ANAM, UKANAFUN,
		C	EASTERN OBOLO, EKET, ESIT-EKET, IBENO, IKOT ABASI, MBO, MKPAT ENIN, OKOBO, ONNA, ORON, UDUNG UKO, URUE-OFFONG/ORUKO,
	Bayelsa	A	BRASS, NEMBE, OGBIA,
		B	KOLOKUMA/OPOKUMA, SOUTHERN IJAW, YENEGOA,
		C	EKEREMOR, SAGBAMA,
	Cross River	A	BEKWARA, OBANLIKU, OBUDU, OGOJA, YALA,
		B	ABI, BOKI, ETUNG, IKOM, OBUBRA, YAKURR,
		C	AKAMKPA, AKPABUYO, BAKASSI, BIASE, CALABAR-MUNICIPAL, CALABAR SOUTH, ODUKPANI,
S o u t h	Delta	A	ETHIOPE EAST, ETHIOPE WEST, OKPE, SAPELE, UDU, UGHELLI NORTH, UGHELLI SOUTH, UVWIE,
		B	ANIOCHA NORTH, ANIOCHA SOUTH, IKA NORTH EAST, IKA SOUTH, NDOKWA EAST, NDOKWA WEST, OSHIMILI NORTH, OSHIMILI SOUTH, UKWUANI,
		C	BOMADI, BURUTU, ISOKO NORTH, ISOKO SOUTH, PATANI, WARRI NORTH, WARRI SOUTH, WARRI SOUTH WEST,
	Edo	A	ESAN CENTRAL, ESAN NORTH EAST, ESAN SOUTH EAST, ESAN WEST, IGUEBEN,
		B	AKOKO-EDO, ETSAKO CENTRAL, ETSAKO EAST, ETSAKO WEST, OWAN EAST, OWAN WEST,
		C	EGOR, IKPOBA-OKHA, OREDO, ORHIONMWON, OVIA NORTH EAST, OVIA SOUTH WEST, UHUNMWONDE,
	Rivers	A	EMOHUA, ETICHE, IKWERRE, OBIA/AKPOR, OGU/BOLO, OKRIKA, PORT-HARCOURT,
		B	ANDONI, ELEME, GOKANA, KHANA, OPOBO/NKORO, OYIGBO, TAI,
		C	ABUA/ODUAL, AHOADA EAST, AHOADA WEST, AKUKU TORU, ASARI-TORU, BONNY, DEGEMA, OGBA/EGBEMA/NDONI, OMUMMA,

Population by Type of Household

Table HH1

Distribution of Population by Type of Household and Sex

Table HH1: Distribution of Population by Type of Household and Sex

NIGERIA

Table HH1: Distribution of Population by Type of Household and Sex

NIGERIA				
Type of Household	Total Number of Households	Sex		
		Both Sexes	Males	Females
Total	28,900,492	140,431,790	71,345,488	69,086,302
Regular	28,197,085	133,716,506	67,115,402	66,601,104
Institutional/Census Functionaries	382,880	5,013,486	3,260,584	1,752,902
Homeless Household	38,825	210,977	124,347	86,630
Homeless Person	47,674	189,069	145,578	43,491
Nomadic Household	176,046	946,122	489,511	456,611
Transient Persons/Household	22,932	133,070	84,546	48,524
Fishing and Hunting Persons/ Household	35,050	222,560	125,520	97,040

Table HH1: Distribution of Population by Type of Household and Sex

ABIA STATE

Table HH1: Distribution of Population by Type of Household and Sex

ABIA STATE				
Type of Household	Total Number of Households	Sex		
		Both Sexes	Males	Females
Total	615,591	2,845,380	1,430,298	1,415,082
Regular	605,987	2,738,472	1,372,283	1,366,189
Institutional/Census Functionaries	7,417	96,827	52,079	44,748
Homeless Household	764	4,023	2,208	1,815
Homeless Person	594	1,594	1,037	557
Nomadic Household	168	681	363	318
Transient Persons/Household	613	3,437	2,124	1,313
Fishing and Hunting Persons/Household	48	346	204	142

Aba North LGA				
Type of Household	Total Number of Households	Sex		
		Both Sexes	Males	Females
Total	25,843	106,844	53,016	53,828
Regular	24,803	100,191	49,063	51,128
Institutional/Census Functionaries	844	6,028	3,519	2,509
Homeless Household	34	151	89	62
Homeless Person	36	75	52	23
Nomadic Household	19	78	54	24
Transient Persons/Household	106	320	238	82
Fishing and Hunting Persons/Household	1	1	1	-

Aba South LGA				
Type of Household	Total Number of Households	Sex		
		Both Sexes	Males	Females
Total	93,527	427,421	220,541	206,880
Regular	92,437	417,652	215,208	202,444
Institutional/Census Functionaries	831	8,443	4,551	3,892
Homeless Household	72	306	169	137
Homeless Person	75	254	189	65
Nomadic Household	12	48	27	21
Transient Persons/Household	94	682	376	306
Fishing and Hunting Persons/Household	6	36	21	15

Table HH1: Distribution of Population by Type of Household and Sex

Arochukwu LGA				
Type of Household	Total Number of Households	Sex		
		Both Sexes	Males	Females
Total	37,006	169,339	85,695	83,644
Regular	36,813	167,386	84,700	82,686
Institutional/Census Functionaries	142	1,742	880	862
Homeless Household	11	45	23	22
Homeless Person	12	24	14	10
Nomadic Household	5	13	9	4
Transient Persons/Household	15	74	36	38
Fishing and Hunting Persons/Household	8	55	33	22

Bende LGA				
Type of Household	Total Number of Households	Sex		
		Both Sexes	Males	Females
Total	43,613	192,621	95,675	96,946
Regular	43,192	189,309	93,779	95,530
Institutional/Census Functionaries	305	2,880	1,647	1,233
Homeless Household	21	97	67	30
Homeless Person	35	90	57	33
Nomadic Household	29	147	55	92
Transient Persons/Household	30	96	68	28
Fishing and Hunting Persons/Household	1	2	2	-

Ikwuano LGA				
Type of Household	Total Number of Households	Sex		
		Both Sexes	Males	Females
Total	27,238	137,897	70,509	67,388
Regular	26,656	125,781	63,356	62,425
Institutional/Census Functionaries	531	11,573	6,852	4,721
Homeless Household	9	30	8	22
Homeless Person	15	53	33	20
Nomadic Household	6	22	8	14
Transient Persons/Household	12	358	214	144
Fishing and Hunting Persons/Household	9	80	38	42

Isiala-Ngwa North LGA				
Type of Household	Total Number of Households	Sex		
		Both Sexes	Males	Females
Total	31,883	154,083	76,261	77,822
Regular	31,471	149,895	74,339	75,556
Institutional/Census Functionaries	309	3,734	1,678	2,056
Homeless Household	40	193	102	91
Homeless Person	39	85	53	32
Nomadic Household	6	17	9	8
Transient Persons/Household	18	159	80	79
Fishing and Hunting Persons/Household	-	-	-	-

Isiala-Ngwa South LGA				
Type of Household	Total Number of Households	Sex		
		Both Sexes	Males	Females
Total	29,110	136,650	67,205	69,445
Regular	28,840	133,183	65,010	68,173
Institutional/Census Functionaries	185	3,182	2,027	1,155
Homeless Household	19	100	59	41
Homeless Person	18	20	15	5
Nomadic Household	8	21	12	9
Transient Persons/Household	39	141	81	60
Fishing and Hunting Persons/Household	1	3	1	2

Table HH1: Distribution of Population by Type of Household and Sex

siukwuato LGA				
Type of Household	Total Number of Households	Sex		
		Both Sexes	Males	Females
Total	25,187	115,794	56,660	59,134
Regular	24,468	103,513	50,560	52,953
Institutional/Census Functionaries	655	11,963	5,913	6,050
Homeless Household	26	130	60	70
Homeless Person	18	54	39	15
Nomadic Household	5	14	8	6
Transient Persons/Household	14	118	80	38
Fishing and Hunting Persons/Household	1	2	-	2

Obi Ngwa LGA				
Type of Household	Total Number of Households	Sex		
		Both Sexes	Males	Females
Total	38,837	181,894	89,593	92,301
Regular	38,116	174,592	85,782	88,810
Institutional/Census Functionaries	539	6,617	3,390	3,227
Homeless Household	39	178	104	74
Homeless Person	60	115	79	36
Nomadic Household	10	23	14	9
Transient Persons/Household	71	352	218	134
Fishing and Hunting Persons/Household	2	17	6	11

Ohafia LGA				
Type of Household	Total Number of Households	Sex		
		Both Sexes	Males	Females
Total	53,940	245,987	124,416	121,571
Regular	53,189	235,914	118,676	117,238
Institutional/Census Functionaries	328	7,924	4,565	3,359
Homeless Household	293	1,737	931	806
Homeless Person	89	207	130	77
Nomadic Household	21	89	52	37
Transient Persons/Household	16	79	41	38
Fishing and Hunting Persons/Household	4	37	21	16

Osisioma Ngwa LGA				
Type of Household	Total Number of Households	Sex		
		Both Sexes	Males	Females
Total	50,137	220,662	110,790	109,872
Regular	49,072	214,691	107,496	107,195
Institutional/Census Functionaries	800	4,914	2,677	2,237
Homeless Household	83	390	221	169
Homeless Person	76	166	101	65
Nomadic Household	17	78	40	38
Transient Persons/Household	84	405	246	159
Fishing and Hunting Persons/Household	5	18	9	9

Ugwunagbo LGA				
Type of Household	Total Number of Households	Sex		
		Both Sexes	Males	Females
Total	17,587	85,371	42,801	42,570
Regular	17,322	82,096	41,363	40,733
Institutional/Census Functionaries	223	3,061	1,309	1,752
Homeless Household	12	63	37	26
Homeless Person	9	35	20	15
Nomadic Household	4	21	11	10
Transient Persons/Household	17	95	61	34
Fishing and Hunting Persons/Household	-	-	-	-

Table HH1: Distribution of Population by Type of Household and Sex

Ukwa East LGA				
Type of Household	Total Number of Households	Sex		
		Both Sexes	Males	Females
Total	12,833	58,139	29,410	28,729
Regular	12,618	55,715	28,078	27,637
Institutional/Census Functionaries	194	2,271	1,242	1,029
Homeless Household	12	64	38	26
Homeless Person	3	5	4	1
Nomadic Household	1	1	1	-
Transient Persons/Household	5	83	47	36
Fishing and Hunting Persons/Household	-	-	-	-

Ukwa West LGA				
Type of Household	Total Number of Households	Sex		
		Both Sexes	Males	Females
Total	17,651	87,367	44,149	43,218
Regular	17,449	82,930	41,695	41,235
Institutional/Census Functionaries	172	4,220	2,301	1,919
Homeless Household	2	31	20	11
Homeless Person	5	10	6	4
Nomadic Household	3	37	25	12
Transient Persons/Household	15	79	59	20
Fishing and Hunting Persons/Household	5	60	43	17

Umuahia North LGA				
Type of Household	Total Number of Households	Sex		
		Both Sexes	Males	Females
Total	47,278	223,134	112,595	110,539
Regular	46,241	212,703	106,027	106,676
Institutional/Census Functionaries	866	9,601	6,049	3,552
Homeless Household	57	321	187	134
Homeless Person	54	213	141	72
Nomadic Household	12	44	23	21
Transient Persons/Household	46	243	163	80
Fishing and Hunting Persons/Household	2	9	5	4

Umuahia South LGA				
Type of Household	Total Number of Households	Sex		
		Both Sexes	Males	Females
Total	28,776	139,058	68,950	70,108
Regular	28,394	132,236	66,326	65,910
Institutional/Census Functionaries	291	6,400	2,355	4,045
Homeless Household	24	141	77	64
Homeless Person	40	150	83	67
Nomadic Household	7	16	11	5
Transient Persons/Household	18	95	78	17
Fishing and Hunting Persons/Household	2	20	20	-

Umu-Nneochi LGA				
Type of Household	Total Number of Households	Sex		
		Both Sexes	Males	Females
Total	35,145	163,119	82,032	81,087
Regular	34,906	160,685	80,825	79,860
Institutional/Census Functionaries	202	2,274	1,124	1,150
Homeless Household	10	46	16	30
Homeless Person	10	38	21	17
Nomadic Household	3	12	4	8
Transient Persons/Household	13	58	38	20
Fishing and Hunting Persons/Household	1	6	4	2

Table HH1: Distribution of Population by Type of Household and Sex

ADAMAWA STATE

Table HH1: Distribution of Population by Type of Household and Sex

ADAMAWA STATE				
Type of Household	Total Number of Households	Sex		
		Both Sexes	Males	Females
Total	595,943	3,178,950	1,607,270	1,571,680
Regular	576,348	3,014,745	1,507,360	1,507,385
Institutional/Census Functionaries	5,425	86,075	55,463	30,612
Homeless Household	575	3,557	2,185	1,372
Homeless Person	1,343	7,608	6,480	1,128
Nomadic Household	11,385	62,008	32,541	29,467
Transient Persons/Household	324	1,754	1,204	550
Fishing and Hunting Persons/Household	543	3,203	2,037	1,166

Damsa LGA				
Type of Household	Total Number of Households	Sex		
		Both Sexes	Males	Females
Total	34,261	178,407	89,511	88,896
Regular	33,231	170,613	85,177	85,436
Institutional/Census Functionaries	235	3,479	2,001	1,478
Homeless Household	45	279	150	129
Homeless Person	15	45	26	19
Nomadic Household	666	3,635	1,924	1,711
Transient Persons/Household	9	21	14	7
Fishing and Hunting Persons/Household	60	335	219	116

Fufore LGA				
Type of Household	Total Number of Households	Sex		
		Both Sexes	Males	Females
Total	38,693	209,460	105,626	103,834
Regular	36,818	195,508	97,930	97,578
Institutional/Census Functionaries	299	5,800	3,460	2,340
Homeless Household	42	204	109	95
Homeless Person	91	257	170	87
Nomadic Household	1,341	7,213	3,637	3,576
Transient Persons/Household	43	125	89	36
Fishing and Hunting Persons/Household	59	353	231	122

Table HH1: Distribution of Population by Type of Household and Sex

Ganye LGA				
Type of Household	Total Number of Households	Sex		
		Both Sexes	Males	Females
Total	30,008	169,948	85,798	84,150
Regular	29,552	163,880	81,952	81,928
Institutional/Census Functionaries	245	4,891	3,244	1,647
Homeless Household	26	138	70	68
Homeless Person	14	41	23	18
Nomadic Household	163	958	486	472
Transient Persons/Household	6	37	21	16
Fishing and Hunting Persons/Household	2	3	2	1

Girei LGA				
Type of Household	Total Number of Households	Sex		
		Both Sexes	Males	Females
Total	24,266	129,855	66,906	62,949
Regular	23,208	119,286	60,198	59,088
Institutional/Census Functionaries	208	6,187	4,218	1,969
Homeless Household	15	74	37	37
Homeless Person	49	148	117	31
Nomadic Household	748	3,940	2,188	1,752
Transient Persons/Household	12	56	35	21
Fishing and Hunting Persons/Household	26	164	113	51

Gombi LGA				
Type of Household	Total Number of Households	Sex		
		Both Sexes	Males	Females
Total	27,740	147,787	74,399	73,388
Regular	26,618	139,753	69,702	70,051
Institutional/Census Functionaries	222	3,215	2,219	996
Homeless Household	12	67	36	31
Homeless Person	21	78	56	22
Nomadic Household	829	4,445	2,260	2,185
Transient Persons/Household	10	34	28	6
Fishing and Hunting Persons/Household	28	195	98	97

Guyuk LGA				
Type of Household	Total Number of Households	Sex		
		Both Sexes	Males	Females
Total	33,998	176,505	89,440	87,065
Regular	33,601	173,660	87,724	85,936
Institutional/Census Functionaries	122	1,212	785	427
Homeless Household	13	75	37	38
Homeless Person	11	41	38	3
Nomadic Household	211	1,251	646	605
Transient Persons/Household	2	14	8	6
Fishing and Hunting Persons/Household	38	252	202	50

Hong LGA				
Type of Household	Total Number of Households	Sex		
		Both Sexes	Males	Females
Total	31,786	169,183	83,736	85,447
Regular	30,657	159,121	77,951	81,170
Institutional/Census Functionaries	321	5,243	3,327	1,916
Homeless Household	32	145	87	58
Homeless Person	37	70	39	31
Nomadic Household	732	4,589	2,323	2,266
Transient Persons/Household	7	15	9	6
Fishing and Hunting Persons/Household	-	-	-	-

Table HH1: Distribution of Population by Type of Household and Sex

Jada LGA				
Type of Household	Total Number of Households	Sex		
		Both Sexes	Males	Females
Total	31,330	168,445	82,882	85,563
Regular	30,715	163,244	80,096	83,148
Institutional/Census Functionaries	225	2,603	1,427	1,176
Homeless Household	24	147	80	67
Homeless Person	22	38	24	14
Nomadic Household	330	2,346	1,220	1,126
Transient Persons/Household	13	60	31	29
Fishing and Hunting Persons/Household	1	7	4	3

Lamurde LGA				
Type of Household	Total Number of Households	Sex		
		Both Sexes	Males	Females
Total	21,404	111,254	56,495	54,759
Regular	20,898	106,848	54,042	52,806
Institutional/Census Functionaries	111	2,246	1,263	983
Homeless Household	2	9	5	4
Homeless Person	12	36	34	2
Nomadic Household	323	1,790	935	855
Transient Persons/Household	8	63	44	19
Fishing and Hunting Persons/Household	50	262	172	90

Madagali LGA				
Type of Household	Total Number of Households	Sex		
		Both Sexes	Males	Females
Total	25,792	135,142	67,134	68,008
Regular	24,942	129,231	63,766	65,465
Institutional/Census Functionaries	224	2,634	1,619	1,015
Homeless Household	38	142	83	59
Homeless Person	37	125	97	28
Nomadic Household	532	2,947	1,526	1,421
Transient Persons/Household	18	55	38	17
Fishing and Hunting Persons/Household	1	8	5	3

Maiha LGA				
Type of Household	Total Number of Households	Sex		
		Both Sexes	Males	Females
Total	19,998	110,175	55,622	54,553
Regular	18,940	102,115	51,056	51,059
Institutional/Census Functionaries	130	2,894	1,817	1,077
Homeless Household	29	309	154	155
Homeless Person	12	36	24	12
Nomadic Household	844	4,559	2,408	2,151
Transient Persons/Household	26	137	84	53
Fishing and Hunting Persons/Household	17	125	79	46

Mayo-Belwa LGA				
Type of Household	Total Number of Households	Sex		
		Both Sexes	Males	Females
Total	29,560	152,803	75,399	77,404
Regular	28,982	149,030	73,222	75,808
Institutional/Census Functionaries	203	1,918	1,195	723
Homeless Household	16	74	40	34
Homeless Person	47	82	61	21
Nomadic Household	302	1,661	862	799
Transient Persons/Household	9	22	16	6
Fishing and Hunting Persons/Household	1	16	3	13

Table HH1: Distribution of Population by Type of Household and Sex

Michika LGA				
Type of Household	Total Number of Households	Sex		
		Both Sexes	Males	Females
Total	29,374	155,238	75,036	80,202
Regular	28,734	151,837	73,084	78,753
Institutional/Census Functionaries	396	2,270	1,342	928
Homeless Household	11	52	30	22
Homeless Person	41	76	50	26
Nomadic Household	176	935	483	452
Transient Persons/Household	15	66	45	21
Fishing and Hunting Persons/Household	1	2	2	-

Mubi North LGA				
Type of Household	Total Number of Households	Sex		
		Both Sexes	Males	Females
Total	26,950	151,515	78,059	73,456
Regular	26,166	143,115	72,239	70,876
Institutional/Census Functionaries	385	6,538	4,720	1,818
Homeless Household	26	123	94	29
Homeless Person	55	151	135	16
Nomadic Household	284	1,409	726	683
Transient Persons/Household	33	171	142	29
Fishing and Hunting Persons/Household	1	8	3	5

Mubi South LGA				
Type of Household	Total Number of Households	Sex		
		Both Sexes	Males	Females
Total	23,307	129,956	66,553	63,403
Regular	22,548	124,097	62,472	61,625
Institutional/Census Functionaries	343	4,254	3,011	1,243
Homeless Household	41	200	127	73
Homeless Person	97	198	172	26
Nomadic Household	262	1,132	724	408
Transient Persons/Household	12	70	43	27
Fishing and Hunting Persons/Household	4	5	4	1

Numan LGA				
Type of Household	Total Number of Households	Sex		
		Both Sexes	Males	Females
Total	19,906	91,549	47,512	44,037
Regular	19,047	84,422	42,954	41,468
Institutional/Census Functionaries	249	3,328	2,275	1,053
Homeless Household	13	63	54	9
Homeless Person	30	217	196	21
Nomadic Household	447	2,622	1,397	1,225
Transient Persons/Household	26	240	202	38
Fishing and Hunting Persons/Household	94	657	434	223

Shelleng LGA				
Type of Household	Total Number of Households	Sex		
		Both Sexes	Males	Females
Total	28,660	148,490	75,143	73,347
Regular	28,182	143,221	72,115	71,106
Institutional/Census Functionaries	114	3,300	1,951	1,349
Homeless Household	3	9	5	4
Homeless Person	47	362	245	117
Nomadic Household	290	1,412	731	681
Transient Persons/Household	4	32	16	16
Fishing and Hunting Persons/Household	20	154	80	74

Table HH1: Distribution of Population by Type of Household and Sex

Song LGA				
Type of Household	Total Number of Households	Sex		
		Both Sexes	Males	Females
Total	36,814	195,188	97,228	97,960
Regular	34,319	178,933	87,935	90,998
Institutional/Census Functionaries	290	5,357	3,507	1,850
Homeless Household	23	126	67	59
Homeless Person	14	33	22	11
Nomadic Household	2,128	10,519	5,561	4,958
Transient Persons/Household	21	124	69	55
Fishing and Hunting Persons/Household	19	96	67	29

Toungo LGA				
Type of Household	Total Number of Households	Sex		
		Both Sexes	Males	Females
Total	9,610	52,179	26,598	25,581
Regular	9,365	50,154	25,419	24,735
Institutional/Census Functionaries	55	896	535	361
Homeless Household	1	4	4	-
Homeless Person	6	21	12	9
Nomadic Household	178	953	534	419
Transient Persons/Household	3	138	83	55
Fishing and Hunting Persons/Household	2	13	11	2

Yola North LGA				
Type of Household	Total Number of Households	Sex		
		Both Sexes	Males	Females
Total	36,371	199,674	108,379	91,295
Regular	34,907	182,250	94,600	87,650
Institutional/Census Functionaries	570	10,356	7,742	2,614
Homeless Household	120	931	771	160
Homeless Person	606	5,343	4,786	557
Nomadic Household	41	218	140	78
Transient Persons/Household	24	113	85	28
Fishing and Hunting Persons/Household	103	463	255	208

Yola South LGA				
Type of Household	Total Number of Households	Sex		
		Both Sexes	Males	Females
Total	36,115	196,197	99,814	96,383
Regular	34,918	184,427	93,726	90,701
Institutional/Census Functionaries	478	7,454	3,805	3,649
Homeless Household	43	386	145	241
Homeless Person	79	210	153	57
Nomadic Household	558	3,474	1,830	1,644
Transient Persons/Household	23	161	102	59
Fishing and Hunting Persons/Household	16	85	53	32

Table HH1: Distribution of Population by Type of Household and Sex

AKWA IBOM STATE

Table HH1: Distribution of Population by Type of Household and Sex

AKWA IBOM STATE				
Type of Household	Total Number of Households	Sex		
		Both Sexes	Males	Females
Total	866,853	3,902,051	1,983,202	1,918,849
Regular	857,436	3,814,210	1,933,028	1,881,182
Institutional/Census Functionaries	6,668	72,197	41,214	30,983
Homeless Household	803	3,716	1,964	1,752
Homeless Person	422	1,446	965	481
Nomadic Household	155	689	395	294
Transient Persons/Household	308	1,955	1,209	746
Fishing and Hunting Persons/Household	1,061	7,838	4,427	3,411

Abak LGA				
Type of Household	Total Number of Households	Sex		
		Both Sexes	Males	Females
Total	29,705	139,069	70,305	68,764
Regular	29,323	134,919	67,786	67,133
Institutional/Census Functionaries	288	3,774	2,309	1,465
Homeless Household	41	183	101	82
Homeless Person	39	111	51	60
Nomadic Household	6	14	9	5
Transient Persons/Household	3	40	33	7
Fishing and Hunting Persons/Household	5	28	16	12

Eastern Obolo LGA				
Type of Household	Total Number of Households	Sex		
		Both Sexes	Males	Females
Total	13,732	59,970	30,229	29,741
Regular	13,524	58,793	29,604	29,189
Institutional/Census Functionaries	63	504	287	217
Homeless Household	97	398	189	209
Homeless Person	16	30	21	9
Nomadic Household	4	29	13	16
Transient Persons/Household	3	17	6	11
Fishing and Hunting Persons/Household	25	199	109	90

Table HH1: Distribution of Population by Type of Household and Sex

Eket LGA				
Type of Household	Total Number of Households	Sex		
		Both Sexes	Males	Females
Total	37,601	172,856	89,006	83,850
Regular	36,763	165,773	84,509	81,264
Institutional/Census Functionaries	710	6,426	4,085	2,341
Homeless Household	36	159	82	77
Homeless Person	35	130	80	50
Nomadic Household	17	44	31	13
Transient Persons/Household	21	208	141	67
Fishing and Hunting Persons/Household	19	116	78	38

Esit-Eket LGA				
Type of Household	Total Number of Households	Sex		
		Both Sexes	Males	Females
Total	14,404	63,358	32,189	31,169
Regular	14,263	62,022	31,461	30,561
Institutional/Census Functionaries	100	1,131	626	505
Homeless Household	21	88	41	47
Homeless Person	10	45	24	21
Nomadic Household	-	-	-	-
Transient Persons/Household	4	24	12	12
Fishing and Hunting Persons/Household	6	48	25	23

Essien Udim LGA				
Type of Household	Total Number of Households	Sex		
		Both Sexes	Males	Females
Total	41,323	193,257	97,888	95,369
Regular	41,048	190,748	96,502	94,246
Institutional/Census Functionaries	216	2,142	1,182	960
Homeless Household	19	101	54	47
Homeless Person	6	23	14	9
Nomadic Household	3	8	5	3
Transient Persons/Household	26	192	110	82
Fishing and Hunting Persons/Household	5	43	21	22

Etim Ekpo LGA				
Type of Household	Total Number of Households	Sex		
		Both Sexes	Males	Females
Total	22,861	105,922	53,514	52,408
Regular	22,670	104,321	52,609	51,712
Institutional/Census Functionaries	122	1,316	742	574
Homeless Household	33	157	84	73
Homeless Person	14	17	16	1
Nomadic Household	5	15	8	7
Transient Persons/Household	7	49	24	25
Fishing and Hunting Persons/Household	10	47	31	16

Etinan LGA				
Type of Household	Total Number of Households	Sex		
		Both Sexes	Males	Females
Total	37,558	168,924	85,760	83,164
Regular	37,348	167,101	84,777	82,324
Institutional/Census Functionaries	147	1,516	817	699
Homeless Household	33	167	90	77
Homeless Person	15	47	29	18
Nomadic Household	11	59	27	32
Transient Persons/Household	2	12	7	5
Fishing and Hunting Persons/Household	2	22	13	9

Table HH1: Distribution of Population by Type of Household and Sex

Ibena LGA				
Type of Household	Total Number of Households	Sex		
		Both Sexes	Males	Females
Total	15,729	74,840	40,006	34,834
Regular	15,364	70,917	36,743	34,174
Institutional/Census Functionaries	240	3,321	2,903	418
Homeless Household	23	118	59	59
Homeless Person	20	30	19	11
Nomadic Household	6	25	16	9
Transient Persons/Household	2	16	10	6
Fishing and Hunting Persons/Household	74	413	256	157

Ibesikpo Asutan LGA				
Type of Household	Total Number of Households	Sex		
		Both Sexes	Males	Females
Total	29,819	137,127	69,681	67,446
Regular	29,511	133,544	67,552	65,992
Institutional/Census Functionaries	268	3,353	1,988	1,365
Homeless Household	21	112	78	34
Homeless Person	8	43	21	22
Nomadic Household	4	34	17	17
Transient Persons/Household	7	41	25	16
Fishing and Hunting Persons/Household	-	-	-	-

Ibiono Ibom LGA				
Type of Household	Total Number of Households	Sex		
		Both Sexes	Males	Females
Total	42,566	188,605	96,106	92,499
Regular	42,321	186,470	94,982	91,488
Institutional/Census Functionaries	162	1,636	840	796
Homeless Household	29	125	64	61
Homeless Person	8	44	22	22
Nomadic Household	6	24	10	14
Transient Persons/Household	17	124	85	39
Fishing and Hunting Persons/Household	23	182	103	79

Ika LGA				
Type of Household	Total Number of Households	Sex		
		Both Sexes	Males	Females
Total	16,087	72,772	36,996	35,776
Regular	16,005	71,735	36,375	35,360
Institutional/Census Functionaries	56	895	552	343
Homeless Household	17	102	48	54
Homeless Person	5	23	11	12
Nomadic Household	1	4	1	3
Transient Persons/Household	2	7	6	1
Fishing and Hunting Persons/Household	1	6	3	3

Ikono LGA				
Type of Household	Total Number of Households	Sex		
		Both Sexes	Males	Females
Total	28,541	131,673	66,080	65,593
Regular	28,301	128,610	65,002	63,608
Institutional/Census Functionaries	188	2,783	911	1,872
Homeless Household	15	91	48	43
Homeless Person	8	16	12	4
Nomadic Household	5	18	11	7
Transient Persons/Household	18	111	70	41
Fishing and Hunting Persons/Household	6	44	26	18

Table HH1: Distribution of Population by Type of Household and Sex

Ikot Abasi LGA				
Type of Household	Total Number of Households	Sex		
		Both Sexes	Males	Females
Total	29,321	132,608	67,806	64,802
Regular	29,087	131,189	66,911	64,278
Institutional/Census Functionaries	156	1,104	714	390
Homeless Household	20	77	48	29
Homeless Person	11	18	12	6
Nomadic Household	4	16	9	7
Transient Persons/Household	9	42	26	16
Fishing and Hunting Persons/Household	34	162	86	76

Ikot Ekpene LGA				
Type of Household	Total Number of Households	Sex		
		Both Sexes	Males	Females
Total	30,481	141,408	71,738	69,670
Regular	29,846	135,596	67,985	67,611
Institutional/Census Functionaries	541	5,462	3,542	1,920
Homeless Household	45	199	113	86
Homeless Person	23	48	34	14
Nomadic Household	2	9	5	4
Transient Persons/Household	22	82	53	29
Fishing and Hunting Persons/Household	2	12	6	6

Ini LGA				
Type of Household	Total Number of Households	Sex		
		Both Sexes	Males	Females
Total	22,123	99,084	50,108	48,976
Regular	21,996	97,864	49,459	48,405
Institutional/Census Functionaries	100	1,096	582	514
Homeless Household	11	45	28	17
Homeless Person	4	11	3	8
Nomadic Household	2	18	11	7
Transient Persons/Household	5	22	11	11
Fishing and Hunting Persons/Household	5	28	14	14

Itu LGA				
Type of Household	Total Number of Households	Sex		
		Both Sexes	Males	Females
Total	28,228	127,856	65,410	62,446
Regular	27,991	125,933	64,307	61,626
Institutional/Census Functionaries	169	1,591	917	674
Homeless Household	9	36	16	20
Homeless Person	11	22	14	8
Nomadic Household	20	83	48	35
Transient Persons/Household	7	33	21	12
Fishing and Hunting Persons/Household	21	158	87	71

Mbo LGA				
Type of Household	Total Number of Households	Sex		
		Both Sexes	Males	Females
Total	22,994	102,173	52,351	49,822
Regular	22,660	99,657	50,891	48,766
Institutional/Census Functionaries	74	650	370	280
Homeless Household	11	50	20	30
Homeless Person	6	11	9	2
Nomadic Household	-	-	-	-
Transient Persons/Household	6	40	28	12
Fishing and Hunting Persons/Household	237	1,765	1,033	732

Table HH1: Distribution of Population by Type of Household and Sex

Mkpat Enin LGA				
Type of Household	Total Number of Households	Sex		
		Both Sexes	Males	Females
Total	39,622	177,293	89,283	88,010
Regular	39,374	173,297	87,711	85,586
Institutional/Census Functionaries	201	3,731	1,424	2,307
Homeless Household	19	94	49	45
Homeless Person	13	60	35	25
Nomadic Household	3	22	12	10
Transient Persons/Household	7	53	36	17
Fishing and Hunting Persons/Household	5	36	16	20

Nsit Atai LGA				
Type of Household	Total Number of Households	Sex		
		Both Sexes	Males	Females
Total	16,690	73,395	37,186	36,209
Regular	16,538	72,074	36,445	35,629
Institutional/Census Functionaries	117	1,094	600	494
Homeless Household	15	83	45	38
Homeless Person	4	11	10	1
Nomadic Household	2	16	9	7
Transient Persons/Household	14	117	77	40
Fishing and Hunting Persons/Household	-	-	-	-

Nsit Ibom LGA				
Type of Household	Total Number of Households	Sex		
		Both Sexes	Males	Females
Total	23,954	108,095	55,197	52,898
Regular	23,808	106,925	54,583	52,342
Institutional/Census Functionaries	115	1,047	550	497
Homeless Household	16	52	24	28
Homeless Person	6	6	6	-
Nomadic Household	2	12	7	5
Transient Persons/Household	4	30	14	16
Fishing and Hunting Persons/Household	3	23	13	10

Nsit Ubium LGA				
Type of Household	Total Number of Households	Sex		
		Both Sexes	Males	Females
Total	28,402	127,083	64,674	62,409
Regular	28,292	126,171	64,171	62,000
Institutional/Census Functionaries	91	823	452	371
Homeless Household	8	45	24	21
Homeless Person	6	16	14	2
Nomadic Household	2	11	3	8
Transient Persons/Household	3	17	10	7
Fishing and Hunting Persons/Household	-	-	-	-

Obot Akara LGA				
Type of Household	Total Number of Households	Sex		
		Both Sexes	Males	Females
Total	33,561	147,286	74,392	72,894
Regular	33,464	145,924	73,612	72,312
Institutional/Census Functionaries	80	1,273	734	539
Homeless Household	4	22	10	12
Homeless Person	2	4	2	2
Nomadic Household	5	17	8	9
Transient Persons/Household	3	25	11	14
Fishing and Hunting Persons/Household	3	21	15	6

Table HH1: Distribution of Population by Type of Household and Sex

Okobo LGA				
Type of Household	Total Number of Households	Sex		
		Both Sexes	Males	Females
Total	23,406	102,753	52,395	50,358
Regular	23,195	101,058	51,410	49,648
Institutional/Census Functionaries	62	578	347	231
Homeless Household	11	70	37	33
Homeless Person	10	31	17	14
Nomadic Household	-	-	-	-
Transient Persons/Household	3	19	7	12
Fishing and Hunting Persons/Household	125	997	577	420

Onna LGA				
Type of Household	Total Number of Households	Sex		
		Both Sexes	Males	Females
Total	27,602	123,193	61,413	61,780
Regular	27,099	117,009	58,158	58,851
Institutional/Census Functionaries	186	3,682	1,907	1,775
Homeless Household	9	42	25	17
Homeless Person	2	9	4	5
Nomadic Household	2	11	8	3
Fishing and Hunting Persons/Household	298	2,399	1,288	1,111

Oron LGA				
Type of Household	Total Number of Households	Sex		
		Both Sexes	Males	Females
Total	18,952	87,209	44,545	42,664
Regular	18,611	84,156	42,523	41,633
Institutional/Census Functionaries	228	2,590	1,759	831
Homeless Household	30	121	69	52
Homeless Person	16	24	19	5
Nomadic Household	11	35	20	15
Transient Persons/Household	21	83	54	29
Fishing and Hunting Persons/Household	35	200	101	99

Oruk Anam LGA				
Type of Household	Total Number of Households	Sex		
		Both Sexes	Males	Females
Total	38,401	171,839	86,863	84,976
Regular	37,967	168,101	84,898	83,203
Institutional/Census Functionaries	350	3,324	1,743	1,581
Homeless Household	38	173	84	89
Homeless Person	21	102	65	37
Nomadic Household	13	54	21	33
Transient Persons/Household	7	51	29	22
Fishing and Hunting Persons/Household	5	34	23	11

Udung Uko LGA				
Type of Household	Total Number of Households	Sex		
		Both Sexes	Males	Females
Total	11,736	53,060	27,613	25,447
Regular	11,621	52,257	27,167	25,090
Institutional/Census Functionaries	47	296	168	128
Homeless Household	4	20	9	11
Homeless Person	1	1	1	-
Nomadic Household	-	-	-	-
Transient Persons/Household	4	30	17	13
Fishing and Hunting Persons/Household	59	456	251	205

Table HH1: Distribution of Population by Type of Household and Sex

Ukanafun LGA				
Type of Household	Total Number of Households	Sex		
		Both Sexes	Males	Females
Total	28,386	125,473	63,308	62,165
Regular	28,192	123,463	62,375	61,088
Institutional/Census Functionaries	134	1,712	781	931
Homeless Household	41	200	100	100
Homeless Person	7	15	11	4
Nomadic Household	2	8	6	2
Transient Persons/Household	9	68	32	36
Fishing and Hunting Persons/Household	1	7	3	4

Uruan LGA				
Type of Household	Total Number of Households	Sex		
		Both Sexes	Males	Females
Total	26,526	117,169	59,254	57,915
Regular	26,322	115,097	58,120	56,977
Institutional/Census Functionaries	133	1,612	875	737
Homeless Household	20	87	40	47
Homeless Person	5	22	11	11
Nomadic Household	1	2	1	1
Transient Persons/Household	1	8	3	5
Fishing and Hunting Persons/Household	44	341	204	137

Urue-Offong/Oruko LGA				
Type of Household	Total Number of Households	Sex		
		Both Sexes	Males	Females
Total	15,828	70,740	36,208	34,532
Regular	15,749	69,892	35,721	34,171
Institutional/Census Functionaries	70	795	458	337
Homeless Household	6	30	12	18
Homeless Person	1	1	1	-
Nomadic Household	1	14	11	3
Transient Persons/Household	1	8	5	3
Fishing and Hunting Persons/Household	-	-	-	-

Uyo LGA				
Type of Household	Total Number of Households	Sex		
		Both Sexes	Males	Females
Total	70,714	305,961	155,698	150,263
Regular	69,183	293,594	148,679	144,915
Institutional/Census Functionaries	1,254	10,940	6,049	4,891
Homeless Household	101	469	273	196
Homeless Person	89	475	377	98
Nomadic Household	15	87	68	19
Transient Persons/Household	64	345	223	122
Fishing and Hunting Persons/Household	8	51	29	22

Table HH1: Distribution of Population by Type of Household and Sex

ANAMBRA STATE

Table HH1: Distribution of Population by Type of Household and Sex

ANAMBRA LGA				
Type of Household	Total Number of Households	Sex		
		Both Sexes	Males	Females
Total	895,957	4,177,828	2,117,984	2,059,844
Regular	882,875	4,021,108	2,041,667	1,979,441
Institutional/Census Functionaries	10,266	142,114	68,279	73,835
Homeless Household	528	2,469	1,234	1,235
Homeless Person	505	1,773	1,050	723
Nomadic Household	427	1,799	1,018	781
Transient Persons/Household	634	3,616	2,048	1,568
Fishing and Hunting Persons/Household	722	4,949	2,688	2,261

Aguata LGA				
Type of Household	Total Number of Households	Sex		
		Both Sexes	Males	Females
Total	77,200	369,972	187,262	182,710
Regular	76,477	359,672	182,436	177,236
Institutional/Census Functionaries	546	9,451	4,357	5,094
Homeless Household	41	182	107	75
Homeless Person	50	187	126	61
Nomadic Household	29	117	54	63
Transient Persons/Household	50	292	146	146
Fishing and Hunting Persons/Household	7	71	36	35

Anambra East LGA				
Type of Household	Total Number of Households	Sex		
		Both Sexes	Males	Females
Total	32,617	152,149	77,539	74,610
Regular	32,113	147,664	75,437	72,227
Institutional/Census Functionaries	257	3,091	1,375	1,716
Homeless Household	12	65	29	36
Homeless Person	8	21	12	9
Nomadic Household	90	417	244	173
Transient Persons/Household	27	64	22	42
Fishing and Hunting Persons/Household	110	827	420	407

Table HH1: Distribution of Population by Type of Household and Sex

Anambra West LGA				
Type of Household	Total Number of Households	Sex		
		Both Sexes	Males	Females
Total	35,604	167,303	85,833	81,470
Regular	35,420	165,415	84,775	80,640
Institutional/Census Functionaries	96	1,327	759	568
Homeless Household	12	48	23	25
Homeless Person	10	41	21	20
Nomadic Household	4	16	9	7
Transient Persons/Household	16	121	65	56
Fishing and Hunting Persons/Household	46	335	181	154

Anaocha LGA				
Type of Household	Total Number of Households	Sex		
		Both Sexes	Males	Females
Total	60,891	284,215	142,961	141,254
Regular	60,391	276,258	140,548	135,710
Institutional/Census Functionaries	447	7,714	2,288	5,426
Homeless Household	22	98	53	45
Homeless Person	5	20	11	9
Nomadic Household	14	63	31	32
Transient Persons/Household	11	54	26	28
Fishing and Hunting Persons/Household	1	8	4	4

Awka North LGA				
Type of Household	Total Number of Households	Sex		
		Both Sexes	Males	Females
Total	24,252	112,192	57,219	54,973
Regular	23,734	107,571	54,672	52,899
Institutional/Census Functionaries	148	2,425	1,396	1,029
Homeless Household	18	85	41	44
Homeless Person	17	36	18	18
Nomadic Household	8	25	12	13
Transient Persons/Household	4	13	5	8
Fishing and Hunting Persons/Household	323	2,037	1,075	962

Awka South LGA				
Type of Household	Total Number of Households	Sex		
		Both Sexes	Males	Females
Total	40,120	189,654	96,902	92,752
Regular	38,546	170,723	85,186	85,537
Institutional/Census Functionaries	1,393	18,094	11,178	6,916
Homeless Household	41	162	79	83
Homeless Person	38	103	72	31
Nomadic Household	20	65	45	20
Transient Persons/Household	80	497	338	159
Fishing and Hunting Persons/Household	2	10	4	6

Ayamelum LGA				
Type of Household	Total Number of Households	Sex		
		Both Sexes	Males	Females
Total	34,611	158,152	81,065	77,087
Regular	34,311	155,330	79,476	75,854
Institutional/Census Functionaries	124	1,635	907	728
Homeless Household	9	38	25	13
Homeless Person	12	67	46	21
Nomadic Household	28	112	72	40
Transient Persons/Household	54	405	215	190
Fishing and Hunting Persons/Household	73	565	324	241

Table HH1: Distribution of Population by Type of Household and Sex

Dunukofia LGA				
Type of Household	Total Number of Households	Sex		
		Both Sexes	Males	Females
Total	20,993	96,517	49,476	47,041
Regular	20,708	92,571	47,144	45,427
Institutional/Census Functionaries	247	3,624	2,153	1,471
Homeless Household	10	62	31	31
Homeless Person	14	51	30	21
Nomadic Household	4	6	5	1
Transient Persons/Household	9	195	109	86
Fishing and Hunting Persons/Household	1	8	4	4

Ekusigbo LGA				
Type of Household	Total Number of Households	Sex		
		Both Sexes	Males	Females
Total	32,701	158,429	80,053	78,376
Regular	32,385	153,403	77,746	75,657
Institutional/Census Functionaries	281	4,905	2,243	2,662
Homeless Household	9	38	15	23
Homeless Person	7	11	6	5
Nomadic Household	3	10	7	3
Transient Persons/Household	11	44	24	20
Fishing and Hunting Persons/Household	5	18	12	6

Idemili North LGA				
Type of Household	Total Number of Households	Sex		
		Both Sexes	Males	Females
Total	95,325	431,005	219,223	211,782
Regular	94,121	419,234	213,764	205,470
Institutional/Census Functionaries	1,010	10,996	5,012	5,984
Homeless Household	52	248	123	125
Homeless Person	59	141	87	54
Nomadic Household	25	103	63	40
Transient Persons/Household	52	249	151	98
Fishing and Hunting Persons/Household	6	34	23	11

Idemili South LGA				
Type of Household	Total Number of Households	Sex		
		Both Sexes	Males	Females
Total	43,462	206,816	105,830	100,986
Regular	42,984	201,569	102,869	98,700
Institutional/Census Functionaries	385	4,778	2,718	2,060
Homeless Household	21	80	35	45
Homeless Person	28	113	55	58
Nomadic Household	5	23	18	5
Transient Persons/Household	31	201	107	94
Fishing and Hunting Persons/Household	8	52	28	24

Ihiala LGA				
Type of Household	Total Number of Households	Sex		
		Both Sexes	Males	Females
Total	62,240	302,277	152,200	150,077
Regular	60,969	283,460	143,805	139,655
Institutional/Census Functionaries	1,086	17,946	7,945	10,001
Homeless Household	45	206	96	110
Homeless Person	56	279	142	137
Nomadic Household	26	100	54	46
Transient Persons/Household	42	206	111	95
Fishing and Hunting Persons/Household	16	80	47	33

Table HH1: Distribution of Population by Type of Household and Sex

Njikoka LGA				
Type of Household	Total Number of Households	Sex		
		Both Sexes	Males	Females
Total	32,007	148,394	73,869	74,525
Regular	31,697	144,940	72,387	72,553
Institutional/Census Functionaries	253	3,157	1,307	1,850
Homeless Household	8	37	22	15
Homeless Person	4	28	19	9
Nomadic Household	31	124	64	60
Transient Persons/Household	12	85	54	31
Fishing and Hunting Persons/Household	2	23	16	7

Nnewi North LGA				
Type of Household	Total Number of Households	Sex		
		Both Sexes	Males	Females
Total	34,138	155,443	77,517	77,926
Regular	33,559	149,945	74,724	75,221
Institutional/Census Functionaries	422	4,723	2,327	2,396
Homeless Household	26	142	77	65
Homeless Person	59	250	168	82
Nomadic Household	12	62	38	24
Transient Persons/Household	58	310	177	133
Fishing and Hunting Persons/Household	2	11	6	5

Nnewi South LGA				
Type of Household	Total Number of Households	Sex		
		Both Sexes	Males	Females
Total	48,445	233,362	118,532	114,830
Regular	47,855	225,087	114,061	111,026
Institutional/Census Functionaries	505	7,784	4,209	3,575
Homeless Household	17	98	49	49
Homeless Person	13	68	33	35
Nomadic Household	23	127	73	54
Transient Persons/Household	31	190	103	87
Fishing and Hunting Persons/Household	1	8	4	4

Ogbaru LGA				
Type of Household	Total Number of Households	Sex		
		Both Sexes	Males	Females
Total	50,239	223,317	115,678	107,639
Regular	49,501	219,250	113,455	105,795
Institutional/Census Functionaries	515	2,827	1,548	1,279
Homeless Household	36	177	82	95
Homeless Person	23	67	41	26
Nomadic Household	18	64	30	34
Transient Persons/Household	52	202	102	100
Fishing and Hunting Persons/Household	94	730	420	310

Onitsha North LGA				
Type of Household	Total Number of Households	Sex		
		Both Sexes	Males	Females
Total	29,494	125,918	61,588	64,330
Regular	28,980	121,786	60,115	61,671
Institutional/Census Functionaries	397	3,813	1,311	2,502
Homeless Household	38	131	57	74
Homeless Person	37	57	33	24
Nomadic Household	19	80	39	41
Transient Persons/Household	23	51	33	18
Fishing and Hunting Persons/Household	-	-	-	-

Table HH1: Distribution of Population by Type of Household and Sex

Onitsha South LGA				
Type of Household	Total Number of Households	Sex		
		Both Sexes	Males	Females
Total	31,931	137,191	71,348	65,843
Regular	31,405	134,722	70,189	64,533
Institutional/Census Functionaries	394	1,937	855	1,082
Homeless Household	68	349	183	166
Homeless Person	16	30	21	9
Nomadic Household	25	94	61	33
Transient Persons/Household	15	37	23	14
Fishing and Hunting Persons/Household	8	22	16	6

Orumba North LGA				
Type of Household	Total Number of Households	Sex		
		Both Sexes	Males	Females
Total	35,053	172,773	84,996	87,777
Regular	33,922	155,101	77,363	77,738
Institutional/Census Functionaries	1,041	17,227	7,393	9,834
Homeless Household	17	100	48	52
Homeless Person	19	68	30	38
Nomadic Household	11	48	27	21
Transient Persons/Household	30	139	78	61
Fishing and Hunting Persons/Household	13	90	57	33

Orumba South LGA				
Type of Household	Total Number of Households	Sex		
		Both Sexes	Males	Females
Total	39,093	184,548	93,199	91,349
Regular	38,739	179,601	91,090	88,511
Institutional/Census Functionaries	299	4,667	1,971	2,696
Homeless Household	11	51	22	29
Homeless Person	10	49	29	20
Nomadic Household	18	72	27	45
Transient Persons/Household	15	104	58	46
Fishing and Hunting Persons/Household	1	4	2	2

Oyi LGA				
Type of Household	Total Number of Households	Sex		
		Both Sexes	Males	Females
Total	35,541	168,201	85,694	82,507
Regular	35,058	157,806	80,425	77,381
Institutional/Census Functionaries	420	9,993	5,027	4,966
Homeless Household	15	72	37	35
Homeless Person	20	86	50	36
Nomadic Household	14	71	45	26
Transient Persons/Household	11	157	101	56
Fishing and Hunting Persons/Household	3	16	9	7

Table HH1: Distribution of Population by Type of Household and Sex

BAUCHI STATE

Table HH1: Distribution of Population by Type of Household and Sex

BAUCHI STATE				
Type of Household	Total Number of Households	Sex		
		Both Sexes	Males	Females
Total	865,052	4,653,066	2,369,266	2,283,800
Regular	847,731	4,464,772	2,242,316	2,222,456
Institutional/Census Functionaries	8,206	141,987	101,785	40,202
Homeless Household	515	3,064	1,869	1,195
Homeless Person	689	2,809	2,068	741
Nomadic Household	7,556	37,852	19,558	18,294
Transient Persons/Household	230	1,644	1,072	572
Fishing and Hunting Persons/Household	125	938	598	340

Alkaleri LGA				
Type of Household	Total Number of Households	Sex		
		Both Sexes	Males	Females
Total	61,952	328,284	166,936	161,348
Regular	60,099	310,134	155,983	154,151
Institutional/Census Functionaries	765	12,684	8,011	4,673
Homeless Household	72	483	281	202
Homeless Person	47	237	175	62
Nomadic Household	924	4,484	2,313	2,171
Transient Persons/Household	34	201	139	62
Fishing and Hunting Persons/Household	11	61	34	27

Bauchi LGA				
Type of Household	Total Number of Households	Sex		
		Both Sexes	Males	Females
Total	88,207	493,730	252,420	241,310
Regular	85,761	468,478	235,162	233,316
Institutional/Census Functionaries	1,537	20,893	14,736	6,157
Homeless Household	69	375	241	134
Homeless Person	150	496	441	55
Nomadic Household	644	3,200	1,672	1,528
Transient Persons/Household	31	165	100	65
Fishing and Hunting Persons/Household	15	123	68	55

Table HH1: Distribution of Population by Type of Household and Sex

Bogoro LGA				
Type of Household	Total Number of Households	Sex		
		Both Sexes	Males	Females
Total	15,145	83,809	41,776	42,033
Regular	14,828	80,408	39,891	40,517
Institutional/Census Functionaries	129	2,318	1,324	994
Homeless Household	4	57	44	13
Homeless Person	6	44	21	23
Nomadic Household	172	956	478	478
Transient Persons/Household	3	16	12	4
Fishing and Hunting Persons/Household	3	10	6	4

Damban LGA				
Type of Household	Total Number of Households	Sex		
		Both Sexes	Males	Females
Total	27,811	150,212	75,978	74,234
Regular	27,442	144,615	72,304	72,311
Institutional/Census Functionaries	262	4,696	3,204	1,492
Homeless Household	30	285	156	129
Homeless Person	25	142	84	58
Nomadic Household	40	280	120	160
Transient Persons/Household	8	162	91	71
Fishing and Hunting Persons/Household	4	32	19	13

Darazo LGA				
Type of Household	Total Number of Households	Sex		
		Both Sexes	Males	Females
Total	45,718	249,946	126,741	123,205
Regular	45,120	242,931	121,619	121,312
Institutional/Census Functionaries	361	5,857	4,416	1,441
Homeless Household	32	212	145	67
Homeless Person	43	151	137	14
Nomadic Household	142	599	309	290
Transient Persons/Household	17	177	103	74
Fishing and Hunting Persons/Household	3	19	12	7

Dass LGA				
Type of Household	Total Number of Households	Sex		
		Both Sexes	Males	Females
Total	17,188	90,114	46,695	43,419
Regular	16,861	85,278	43,007	42,271
Institutional/Census Functionaries	147	3,932	3,190	742
Homeless Household	6	31	25	6
Homeless Person	3	17	11	6
Nomadic Household	166	809	432	377
Transient Persons/Household	5	47	30	17
Fishing and Hunting Persons/Household	-	-	-	-

Gamawa LGA				
Type of Household	Total Number of Households	Sex		
		Both Sexes	Males	Females
Total	54,096	284,411	145,510	138,901
Regular	53,214	276,363	139,955	136,408
Institutional/Census Functionaries	360	5,376	4,115	1,261
Homeless Household	11	35	17	18
Homeless Person	26	112	90	22
Nomadic Household	470	2,459	1,289	1,170
Transient Persons/Household	8	52	35	17
Fishing and Hunting Persons/Household	7	14	9	5

Table HH1: Distribution of Population by Type of Household and Sex

Ganjuwa LGA				
Type of Household	Total Number of Households	Sex		
		Both Sexes	Males	Females
Total	52,496	278,471	140,402	138,069
Regular	51,505	269,402	134,760	134,642
Institutional/Census Functionaries	341	5,845	3,975	1,870
Homeless Household	28	163	96	67
Homeless Person	53	158	115	43
Nomadic Household	555	2,820	1,403	1,417
Transient Persons/Household	9	42	25	17
Fishing and Hunting Persons/Household	5	41	28	13

Giade LGA				
Type of Household	Total Number of Households	Sex		
		Both Sexes	Males	Females
Total	30,200	156,022	79,628	76,394
Regular	30,026	153,018	77,355	75,663
Institutional/Census Functionaries	143	2,780	2,123	657
Homeless Household	8	74	50	24
Homeless Person	11	46	32	14
Nomadic Household	8	37	17	20
Transient Persons/Household	2	54	43	11
Fishing and Hunting Persons/Household	2	13	8	5

Itas/Gadalu LGA				
Type of Household	Total Number of Households	Sex		
		Both Sexes	Males	Females
Total	44,088	228,527	114,808	113,719
Regular	43,686	224,310	111,806	112,504
Institutional/Census Functionaries	206	3,371	2,547	824
Homeless Household	28	116	61	55
Homeless Person	27	66	53	13
Nomadic Household	123	545	267	278
Transient Persons/Household	11	77	50	27
Fishing and Hunting Persons/Household	7	42	24	18

Jama'are LGA				
Type of Household	Total Number of Households	Sex		
		Both Sexes	Males	Females
Total	21,529	117,482	60,941	56,541
Regular	21,234	113,134	57,483	55,651
Institutional/Census Functionaries	212	4,038	3,228	810
Homeless Household	14	114	86	28
Homeless Person	39	65	59	6
Nomadic Household	22	84	50	34
Transient Persons/Household	8	47	35	12
Fishing and Hunting Persons/Household	-	-	-	-

Katagum LGA				
Type of Household	Total Number of Households	Sex		
		Both Sexes	Males	Females
Total	53,023	293,020	152,552	140,468
Regular	51,773	274,552	138,786	135,766
Institutional/Census Functionaries	894	16,347	12,478	3,869
Homeless Household	60	349	231	118
Homeless Person	73	488	344	144
Nomadic Household	201	1,063	558	505
Transient Persons/Household	16	138	97	41
Fishing and Hunting Persons/Household	6	83	58	25

Table HH1: Distribution of Population by Type of Household and Sex

Kirfi LGA				
Type of Household	Total Number of Households	Sex		
		Both Sexes	Males	Females
Total	26,860	145,636	75,337	70,299
Regular	26,446	138,774	70,174	68,600
Institutional/Census Functionaries	301	6,250	4,826	1,424
Homeless Household	27	138	81	57
Homeless Person	45	226	110	116
Nomadic Household	35	208	119	89
Transient Persons/Household	6	40	27	13
Fishing and Hunting Persons/Household	-	-	-	-

Misau LGA				
Type of Household	Total Number of Households	Sex		
		Both Sexes	Males	Females
Total	48,069	261,410	135,704	125,706
Regular	47,406	248,344	125,244	123,100
Institutional/Census Functionaries	546	12,417	10,039	2,378
Homeless Household	21	100	71	29
Homeless Person	22	137	115	22
Nomadic Household	58	284	161	123
Transient Persons/Household	3	28	18	10
Fishing and Hunting Persons/Household	13	100	56	44

Ningi LGA				
Type of Household	Total Number of Households	Sex		
		Both Sexes	Males	Females
Total	72,651	385,997	196,528	189,469
Regular	71,204	371,287	186,593	184,694
Institutional/Census Functionaries	559	10,385	7,638	2,747
Homeless Household	40	202	112	90
Homeless Person	26	95	63	32
Nomadic Household	799	3,884	2,015	1,869
Transient Persons/Household	19	127	90	37
Fishing and Hunting Persons/Household	4	17	17	-

Shira LGA				
Type of Household	Total Number of Households	Sex		
		Both Sexes	Males	Females
Total	45,196	233,999	118,888	115,111
Regular	44,806	230,154	116,232	113,922
Institutional/Census Functionaries	192	2,803	2,083	720
Homeless Household	10	55	33	22
Homeless Person	15	60	28	32
Nomadic Household	161	843	466	377
Transient Persons/Household	8	51	31	20
Fishing and Hunting Persons/Household	4	33	15	18

Tafawa-Balewa LGA				
Type of Household	Total Number of Households	Sex		
		Both Sexes	Males	Females
Total	40,269	221,310	110,372	110,938
Regular	39,287	211,130	104,696	106,434
Institutional/Census Functionaries	410	7,325	4,196	3,129
Homeless Household	18	82	43	39
Homeless Person	26	73	62	11
Nomadic Household	503	2,551	1,274	1,277
Transient Persons/Household	17	88	63	25
Fishing and Hunting Persons/Household	8	61	38	23

Table HH1: Distribution of Population by Type of Household and Sex

Toro LGA				
Type of Household	Total Number of Households	Sex		
		Both Sexes	Males	Females
Total	61,990	346,000	172,921	173,079
Regular	60,514	334,972	166,174	168,798
Institutional/Census Functionaries	402	5,568	3,849	1,719
Homeless Household	15	65	34	31
Homeless Person	24	79	50	29
Nomadic Household	1,008	5,105	2,645	2,460
Transient Persons/Household	12	56	31	25
Fishing and Hunting Persons/Household	15	155	138	17

Warji LGA				
Type of Household	Total Number of Households	Sex		
		Both Sexes	Males	Females
Total	21,973	114,983	58,054	56,929
Regular	21,059	107,714	53,820	53,894
Institutional/Census Functionaries	138	3,363	2,154	1,209
Homeless Household	6	31	15	16
Homeless Person	2	2	2	-
Nomadic Household	759	3,810	2,018	1,792
Transient Persons/Household	9	63	45	18
Fishing and Hunting Persons/Household	-	-	-	-

Zaki LGA				
Type of Household	Total Number of Households	Sex		
		Both Sexes	Males	Females
Total	36,591	189,703	97,075	92,628
Regular	35,460	179,774	91,272	88,502
Institutional/Census Functionaries	301	5,739	3,653	2,086
Homeless Household	16	97	47	50
Homeless Person	26	115	76	39
Nomadic Household	766	3,831	1,952	1,879
Transient Persons/Household	4	13	7	6
Fishing and Hunting Persons/Household	18	134	68	66

Table HH1: Distribution of Population by Type of Household and Sex

BAYELSA STATE

Table HH1: Distribution of Population by Type of Household and Sex

BAYELSA STATE				
Type of Household	Total Number of Households	Sex		
		Both Sexes	Males	Females
Total	366,388	1,704,515	874,083	830,432
Regular	352,025	1,589,673	810,140	779,533
Institutional/Census Functionaries	3,246	48,028	27,539	20,489
Homeless Household	883	4,054	2,125	1,929
Homeless Person	230	881	528	353
Nomadic Household	91	404	221	183
Transient Persons/Household	317	2,132	1,295	837
Fishing and Hunting Persons/Household	9,596	59,343	32,235	27,108

Brass LGA				
Type of Household	Total Number of Households	Sex		
		Both Sexes	Males	Females
Total	40,749	184,127	94,359	89,768
Regular	39,132	175,282	89,290	85,992
Institutional/Census Functionaries	108	1,072	748	324
Homeless Household	531	2,339	1,241	1,098
Homeless Person	36	96	70	26
Nomadic Household	5	11	9	2
Transient Persons/Household	21	86	50	36
Fishing and Hunting Persons/Household	916	5,241	2,951	2,290

Ekeremor LGA				
Type of Household	Total Number of Households	Sex		
		Both Sexes	Males	Females
Total	58,429	269,588	137,753	131,835
Regular	56,852	256,320	130,761	125,559
Institutional/Census Functionaries	296	4,187	2,317	1,870
Homeless Household	72	373	180	193
Homeless Person	9	24	16	8
Nomadic Household	18	106	62	44
Transient Persons/Household	21	163	104	59
Fishing and Hunting Persons/Household	1,161	8,415	4,313	4,102

Table HH1: Distribution of Population by Type of Household and Sex

Kolokuma/Opokuma LGA				
Type of Household	Total Number of Households	Sex		
		Both Sexes	Males	Females
Total	16,604	79,266	39,952	39,314
Regular	16,268	74,855	37,505	37,350
Institutional/Census Functionaries	139	3,243	1,800	1,443
Homeless Household	13	64	35	29
Homeless Person	13	26	15	11
Nomadic Household	2	9	4	5
Transient Persons/Household	10	66	52	14
Fishing and Hunting Persons/Household	159	1,003	541	462

Nembe LGA				
Type of Household	Total Number of Households	Sex		
		Both Sexes	Males	Females
Total	28,721	130,966	66,768	64,198
Regular	27,952	126,212	64,198	62,014
Institutional/Census Functionaries	173	1,819	1,066	753
Homeless Household	18	100	45	55
Homeless Person	14	78	48	30
Nomadic Household	3	10	2	8
Transient Persons/Household	12	64	35	29
Fishing and Hunting Persons/Household	549	2,683	1,374	1,309

Ogbia LGA				
Type of Household	Total Number of Households	Sex		
		Both Sexes	Males	Females
Total	37,725	179,606	92,015	87,591
Regular	36,162	166,199	84,739	81,460
Institutional/Census Functionaries	478	6,879	3,660	3,219
Homeless Household	35	173	92	81
Homeless Person	14	66	33	33
Nomadic Household	10	43	22	21
Transient Persons/Household	36	290	158	132
Fishing and Hunting Persons/Household	990	5,956	3,311	2,645

Sagbama LGA				
Type of Household	Total Number of Households	Sex		
		Both Sexes	Males	Females
Total	39,954	186,869	95,667	91,202
Regular	38,911	175,576	89,526	86,050
Institutional/Census Functionaries	304	5,562	3,099	2,463
Homeless Household	15	60	30	30
Homeless Person	22	86	49	37
Nomadic Household	5	14	8	6
Transient Persons/Household	27	160	125	35
Fishing and Hunting Persons/Household	670	5,411	2,830	2,581

Southern Ijaw LGA				
Type of Household	Total Number of Households	Sex		
		Both Sexes	Males	Females
Total	67,440	321,808	165,329	156,479
Regular	64,358	291,119	147,931	143,188
Institutional/Census Functionaries	846	15,406	9,105	6,301
Homeless Household	62	277	139	138
Homeless Person	33	150	75	75
Nomadic Household	21	109	52	57
Transient Persons/Household	127	979	555	424
Fishing and Hunting Persons/Household	1,993	13,768	7,472	6,296

Table HH1: Distribution of Population by Type of Household and Sex

Yenegoa LGA				
Type of Household	Total Number of Households	Sex		
		Both Sexes	Males	Females
Total	76,766	352,285	182,240	170,045
Regular	72,390	324,110	166,190	157,920
Institutional/Census Functionaries	902	9,860	5,744	4,116
Homeless Household	137	668	363	305
Homeless Person	89	355	222	133
Nomadic Household	27	102	62	40
Transient Persons/Household	63	324	216	108
Fishing and Hunting Persons/Household	3,158	16,866	9,443	7,423

Table HH1: Distribution of Population by Type of Household and Sex

BENUE STATE

Table HH1: Distribution of Population by Type of Household and Sex

BENUE STATE				
Type of Household	Total Number of Households	Sex		
		Both Sexes	Males	Females
Total	813,788	4,253,641	2,144,043	2,109,598
Regular	801,833	4,138,943	2,077,867	2,061,076
Institutional/Census Functionaries	7,698	93,878	54,329	39,549
Homeless Household	1,536	8,413	4,276	4,137
Homeless Person	839	2,058	1,485	573
Nomadic Household	1,014	5,475	3,036	2,439
Transient Persons/Household	564	2,728	1,735	993
Fishing and Hunting Persons/Household	304	2,146	1,315	831

Ado LGA				
Type of Household	Total Number of Households	Sex		
		Both Sexes	Males	Females
Total	34,880	184,389	92,367	92,022
Regular	34,382	178,819	89,179	89,640
Institutional/Census Functionaries	290	4,571	2,617	1,954
Homeless Household	12	88	47	41
Homeless Person	15	47	39	8
Nomadic Household	166	762	422	340
Transient Persons/Household	7	33	21	12
Fishing and Hunting Persons/Household	8	69	42	27

Agatu LGA				
Type of Household	Total Number of Households	Sex		
		Both Sexes	Males	Females
Total	22,395	115,597	58,478	57,119
Regular	21,998	111,364	55,991	55,373
Institutional/Census Functionaries	185	2,854	1,641	1,213
Homeless Household	4	16	7	9
Homeless Person	4	10	7	3
Nomadic Household	48	152	83	69
Transient Persons/Household	8	61	35	26
Fishing and Hunting Persons/Household	148	1,140	714	426

Table HH1: Distribution of Population by Type of Household and Sex

Apa LGA				
Type of Household	Total Number of Households	Sex		
		Both Sexes	Males	Females
Total	18,729	96,780	48,658	48,122
Regular	18,454	93,103	46,613	46,490
Institutional/Census Functionaries	204	3,293	1,826	1,467
Homeless Household	3	18	8	10
Homeless Person	4	18	13	5
Nomadic Household	59	309	180	129
Transient Persons/Household	5	39	18	21
Fishing and Hunting Persons/Household	-	-	-	-

Buruku LGA				
Type of Household	Total Number of Households	Sex		
		Both Sexes	Males	Females
Total	38,794	206,215	103,655	102,560
Regular	38,405	201,666	101,163	100,503
Institutional/Census Functionaries	295	4,063	2,229	1,834
Homeless Household	25	112	62	50
Homeless Person	24	93	67	26
Nomadic Household	35	218	103	115
Transient Persons/Household	4	21	10	11
Fishing and Hunting Persons/Household	6	42	21	21

Gboko LGA				
Type of Household	Total Number of Households	Sex		
		Both Sexes	Males	Females
Total	68,012	361,325	180,669	180,656
Regular	66,817	352,918	176,040	176,878
Institutional/Census Functionaries	902	7,359	3,923	3,436
Homeless Household	41	204	116	88
Homeless Person	122	274	209	65
Nomadic Household	23	116	58	58
Transient Persons/Household	95	402	289	113
Fishing and Hunting Persons/Household	12	52	34	18

Guma LGA				
Type of Household	Total Number of Households	Sex		
		Both Sexes	Males	Females
Total	36,649	194,164	97,318	96,846
Regular	36,163	188,724	94,265	94,459
Institutional/Census Functionaries	265	4,107	2,295	1,812
Homeless Household	30	191	95	96
Homeless Person	11	21	15	6
Nomadic Household	128	759	429	330
Transient Persons/Household	23	222	140	82
Fishing and Hunting Persons/Household	29	140	79	61

Gwer East LGA				
Type of Household	Total Number of Households	Sex		
		Both Sexes	Males	Females
Total	32,877	168,660	85,287	83,373
Regular	32,628	166,454	84,066	82,388
Institutional/Census Functionaries	170	1,852	1,013	839
Homeless Household	24	108	57	51
Homeless Person	12	29	22	7
Nomadic Household	32	197	113	84
Transient Persons/Household	10	13	11	2
Fishing and Hunting Persons/Household	1	7	5	2

Table HH1: Distribution of Population by Type of Household and Sex

Gwer West LGA				
Type of Household	Total Number of Households	Sex		
		Both Sexes	Males	Females
Total	23,647	122,313	61,764	60,549
Regular	23,485	119,611	60,133	59,478
Institutional/Census Functionaries	127	2,522	1,531	991
Homeless Household	8	37	23	14
Homeless Person	9	38	25	13
Nomadic Household	6	20	11	9
Transient Persons/Household	7	49	24	25
Fishing and Hunting Persons/Household	5	36	17	19

Katsina-Ala LGA				
Type of Household	Total Number of Households	Sex		
		Both Sexes	Males	Females
Total	41,608	225,471	114,093	111,378
Regular	39,920	214,363	108,060	106,303
Institutional/Census Functionaries	510	5,190	3,004	2,186
Homeless Household	912	5,194	2,575	2,619
Homeless Person	192	286	204	82
Nomadic Household	41	268	157	111
Transient Persons/Household	26	140	81	59
Fishing and Hunting Persons/Household	7	30	12	18

Konshisha LGA				
Type of Household	Total Number of Households	Sex		
		Both Sexes	Males	Females
Total	43,362	226,492	114,192	112,300
Regular	42,759	222,402	111,946	110,456
Institutional/Census Functionaries	388	3,193	1,731	1,462
Homeless Household	90	444	237	207
Homeless Person	55	107	70	37
Nomadic Household	15	71	33	38
Transient Persons/Household	50	244	157	87
Fishing and Hunting Persons/Household	5	31	18	13

Kwande LGA				
Type of Household	Total Number of Households	Sex		
		Both Sexes	Males	Females
Total	47,353	248,642	125,442	123,200
Regular	46,638	243,583	122,639	120,944
Institutional/Census Functionaries	509	4,257	2,306	1,951
Homeless Household	45	228	115	113
Homeless Person	51	114	87	27
Nomadic Household	28	153	95	58
Transient Persons/Household	70	259	169	90
Fishing and Hunting Persons/Household	12	48	31	17

Logo LGA				
Type of Household	Total Number of Households	Sex		
		Both Sexes	Males	Females
Total	32,706	169,570	86,069	83,501
Regular	32,194	164,426	83,160	81,266
Institutional/Census Functionaries	317	4,200	2,369	1,831
Homeless Household	101	539	281	258
Homeless Person	44	131	82	49
Nomadic Household	23	92	64	28
Transient Persons/Household	11	71	36	35
Fishing and Hunting Persons/Household	16	111	77	34

Table HH1: Distribution of Population by Type of Household and Sex

Makurdi LGA				
Type of Household	Total Number of Households	Sex		
		Both Sexes	Males	Females
Total	59,816	300,377	154,138	146,239
Regular	58,708	290,021	147,334	142,687
Institutional/Census Functionaries	797	8,837	5,833	3,004
Homeless Household	51	242	130	112
Homeless Person	92	337	277	60
Nomadic Household	49	425	228	197
Transient Persons/Household	98	390	247	143
Fishing and Hunting Persons/Household	21	125	89	36

Obi LGA				
Type of Household	Total Number of Households	Sex		
		Both Sexes	Males	Females
Total	19,039	98,707	49,143	49,564
Regular	18,814	97,006	48,200	48,806
Institutional/Census Functionaries	156	1,375	757	618
Homeless Household	15	81	44	37
Homeless Person	16	53	35	18
Nomadic Household	34	173	99	74
Transient Persons/Household	2	8	5	3
Fishing and Hunting Persons/Household	2	11	3	8

Ogbadibo LGA				
Type of Household	Total Number of Households	Sex		
		Both Sexes	Males	Females
Total	25,362	130,988	64,847	66,141
Regular	25,185	128,549	63,501	65,048
Institutional/Census Functionaries	131	2,236	1,218	1,018
Homeless Household	8	57	40	17
Homeless Person	13	29	17	12
Nomadic Household	15	64	43	21
Transient Persons/Household	7	37	23	14
Fishing and Hunting Persons/Household	3	16	5	11

Ohimini LGA				
Type of Household	Total Number of Households	Sex		
		Both Sexes	Males	Females
Total	13,978	70,688	35,876	34,812
Regular	13,798	68,938	34,890	34,048
Institutional/Census Functionaries	86	1,207	679	528
Homeless Household	6	19	11	8
Homeless Person	2	6	2	4
Nomadic Household	79	471	255	216
Transient Persons/Household	4	30	28	2
Fishing and Hunting Persons/Household	3	17	11	6

Oju LGA				
Type of Household	Total Number of Households	Sex		
		Both Sexes	Males	Females
Total	35,247	168,491	84,220	84,271
Regular	34,885	166,240	82,981	83,259
Institutional/Census Functionaries	289	2,049	1,120	929
Homeless Household	15	65	30	35
Homeless Person	30	48	30	18
Nomadic Household	10	37	24	13
Transient Persons/Household	16	41	30	11
Fishing and Hunting Persons/Household	2	11	5	6

Table HH1: Distribution of Population by Type of Household and Sex

Okpokwu LGA				
Type of Household	Total Number of Households	Sex		
		Both Sexes	Males	Females
Total	34,576	175,596	89,193	86,403
Regular	34,252	172,033	87,094	84,939
Institutional/Census Functionaries	251	3,240	1,914	1,326
Homeless Household	20	95	45	50
Homeless Person	24	87	57	30
Nomadic Household	9	42	21	21
Transient Persons/Household	18	97	60	37
Fishing and Hunting Persons/Household	2	2	2	-

Oturkpo LGA				
Type of Household	Total Number of Households	Sex		
		Both Sexes	Males	Females
Total	49,908	266,411	136,612	129,799
Regular	48,939	249,040	125,418	123,622
Institutional/Census Functionaries	740	16,083	10,475	5,608
Homeless Household	34	184	107	77
Homeless Person	18	99	74	25
Nomadic Household	148	812	418	394
Transient Persons/Household	23	146	88	58
Fishing and Hunting Persons/Household	6	47	32	15

Tarka LGA				
Type of Household	Total Number of Households	Sex		
		Both Sexes	Males	Females
Total	15,516	79,280	39,783	39,497
Regular	15,387	77,943	39,030	38,913
Institutional/Census Functionaries	91	1,168	646	522
Homeless Household	7	34	17	17
Homeless Person	12	28	21	7
Nomadic Household	11	58	40	18
Transient Persons/Household	7	37	22	15
Fishing and Hunting Persons/Household	1	12	7	5

Ukum LGA				
Type of Household	Total Number of Households	Sex		
		Both Sexes	Males	Females
Total	41,201	216,983	108,728	108,255
Regular	40,732	213,015	106,656	106,359
Institutional/Census Functionaries	381	3,513	1,821	1,692
Homeless Household	33	189	114	75
Homeless Person	24	87	47	40
Nomadic Household	11	45	21	24
Transient Persons/Household	17	101	54	47
Fishing and Hunting Persons/Household	3	33	15	18

Ushongo LGA				
Type of Household	Total Number of Households	Sex		
		Both Sexes	Males	Females
Total	35,044	191,935	96,062	95,873
Regular	34,632	188,874	94,434	94,440
Institutional/Census Functionaries	264	2,458	1,275	1,183
Homeless Household	34	175	72	103
Homeless Person	35	60	42	18
Nomadic Household	29	133	86	47
Transient Persons/Household	42	200	130	70
Fishing and Hunting Persons/Household	8	35	23	12

Table HH1: Distribution of Population by Type of Household and Sex

Vandeikya LGA				
Type of Household	Total Number of Households	Sex		
		Both Sexes	Males	Females
Total	43,089	234,567	117,449	117,118
Regular	42,658	229,851	115,074	114,777
Institutional/Census Functionaries	350	4,251	2,106	2,145
Homeless Household	18	93	43	50
Homeless Person	30	56	43	13
Nomadic Household	15	98	53	45
Transient Persons/Household	14	87	57	30
Fishing and Hunting Persons/Household	4	131	73	58

Table HH1: Distribution of Population by Type of Household and Sex

BORNO STATE

Table HH1: Distribution of Population by Type of Household and Sex

BORNO STATE				
Type of Household	Total Number of Households	Sex		
		Both Sexes	Males	Females
Total	817,866	4,171,104	2,163,358	2,007,746
Regular	787,274	3,879,601	1,958,601	1,921,000
Institutional/Census Functionaries	12,538	195,818	150,469	45,349
Homeless Household	1,718	9,887	5,727	4,160
Homeless Person	1,764	6,704	5,131	1,573
Nomadic Household	12,755	68,677	36,153	32,524
Transient Persons/Household	618	3,941	2,778	1,163
Fishing and Hunting Persons/Household	1,199	6,476	4,499	1,977

Abadam LGA				
Type of Household	Total Number of Households	Sex		
		Both Sexes	Males	Females
Total	20,953	100,065	53,749	46,316
Regular	19,760	90,418	46,950	43,468
Institutional/Census Functionaries	300	4,391	3,456	935
Homeless Household	75	360	230	130
Homeless Person	123	553	427	126
Nomadic Household	306	2,095	1,147	948
Transient Persons/Household	27	131	104	27
Fishing and Hunting Persons/Household	362	2,117	1,435	682

Askira/Uba LGA				
Type of Household	Total Number of Households	Sex		
		Both Sexes	Males	Females
Total	26,260	143,313	72,676	70,637
Regular	24,845	127,886	64,203	63,683
Institutional/Census Functionaries	322	9,640	5,456	4,184
Homeless Household	19	82	38	44
Homeless Person	21	68	54	14
Nomadic Household	1,035	5,538	2,867	2,671
Transient Persons/Household	15	77	47	30
Fishing and Hunting Persons/Household	3	22	11	11

Table HH1: Distribution of Population by Type of Household and Sex

Bama LGA				
Type of Household	Total Number of Households	Sex		
		Both Sexes	Males	Females
Total	54,891	270,119	136,524	133,595
Regular	53,104	256,065	126,112	129,953
Institutional/Census Functionaries	1,069	10,493	8,369	2,124
Homeless Household	60	347	219	128
Homeless Person	130	395	283	112
Nomadic Household	466	2,573	1,371	1,202
Transient Persons/Household	45	155	109	46
Fishing and Hunting Persons/Household	17	91	61	30

Bayo LGA				
Type of Household	Total Number of Households	Sex		
		Both Sexes	Males	Females
Total	14,882	79,078	39,287	39,791
Regular	14,342	74,468	36,296	38,172
Institutional/Census Functionaries	238	2,796	2,056	740
Homeless Household	5	25	18	7
Homeless Person	9	47	32	15
Nomadic Household	266	1,609	810	799
Transient Persons/Household	14	101	55	46
Fishing and Hunting Persons/Household	8	32	20	12

Biu LGA				
Type of Household	Total Number of Households	Sex		
		Both Sexes	Males	Females
Total	32,334	175,760	90,609	85,151
Regular	30,276	158,756	79,628	79,128
Institutional/Census Functionaries	679	9,589	7,206	2,383
Homeless Household	73	394	229	165
Homeless Person	43	153	108	45
Nomadic Household	1,228	6,638	3,317	3,321
Transient Persons/Household	27	199	103	96
Fishing and Hunting Persons/Household	8	31	18	13

Chibok LGA				
Type of Household	Total Number of Households	Sex		
		Both Sexes	Males	Females
Total	12,658	66,333	33,952	32,381
Regular	11,925	61,321	31,228	30,093
Institutional/Census Functionaries	65	1,508	867	641
Homeless Household	10	47	25	22
Homeless Person	6	17	11	6
Nomadic Household	650	3,424	1,815	1,609
Transient Persons/Household	2	16	6	10
Fishing and Hunting Persons/Household	-	-	-	-

Damboa LGA				
Type of Household	Total Number of Households	Sex		
		Both Sexes	Males	Females
Total	42,037	233,200	125,873	107,327
Regular	36,703	183,889	92,081	91,808
Institutional/Census Functionaries	1,315	27,709	22,568	5,141
Homeless Household	391	2,300	1,132	1,168
Homeless Person	106	439	305	134
Nomadic Household	3,453	18,482	9,544	8,938
Transient Persons/Household	32	209	134	75
Fishing and Hunting Persons/Household	37	172	109	63

Table HH1: Distribution of Population by Type of Household and Sex

Dikwa LGA				
Type of Household	Total Number of Households	Sex		
		Both Sexes	Males	Females
Total	20,054	105,042	55,160	49,882
Regular	19,686	99,246	50,088	49,158
Institutional/Census Functionaries	326	5,605	4,952	653
Homeless Household	3	13	12	1
Homeless Person	5	5	3	2
Nomadic Household	24	121	66	55
Transient Persons/Household	8	36	28	8
Fishing and Hunting Persons/Household	2	16	11	5

Gubio LGA				
Type of Household	Total Number of Households	Sex		
		Both Sexes	Males	Females
Total	29,897	151,286	78,893	72,393
Regular	29,168	146,391	75,854	70,537
Institutional/Census Functionaries	196	2,088	1,587	501
Homeless Household	169	956	479	477
Homeless Person	48	163	100	63
Nomadic Household	292	1,509	757	752
Transient Persons/Household	13	90	58	32
Fishing and Hunting Persons/Household	11	89	58	31

Guzamala LGA				
Type of Household	Total Number of Households	Sex		
		Both Sexes	Males	Females
Total	19,363	95,991	50,254	45,737
Regular	18,950	92,095	47,865	44,230
Institutional/Census Functionaries	220	2,863	1,843	1,020
Homeless Household	15	106	39	67
Homeless Person	14	78	70	8
Nomadic Household	157	815	416	399
Transient Persons/Household	1	5	4	1
Fishing and Hunting Persons/Household	6	29	17	12

Gwoza LGA				
Type of Household	Total Number of Households	Sex		
		Both Sexes	Males	Females
Total	52,792	276,568	143,407	133,161
Regular	51,806	262,220	132,254	129,966
Institutional/Census Functionaries	542	12,225	9,936	2,289
Homeless Household	41	215	130	85
Homeless Person	44	157	101	56
Nomadic Household	331	1,558	856	702
Transient Persons/Household	18	123	70	53
Fishing and Hunting Persons/Household	10	70	60	10

Hawul LGA				
Type of Household	Total Number of Households	Sex		
		Both Sexes	Males	Females
Total	22,204	120,733	59,611	61,122
Regular	21,258	113,462	55,548	57,914
Institutional/Census Functionaries	200	3,023	1,735	1,288
Homeless Household	36	213	130	83
Homeless Person	28	98	74	24
Nomadic Household	646	3,665	1,919	1,746
Transient Persons/Household	20	137	82	55
Fishing and Hunting Persons/Household	16	135	123	12

Table HH1: Distribution of Population by Type of Household and Sex

Jere LGA				
Type of Household	Total Number of Households	Sex		
		Both Sexes	Males	Females
Total	43,914	209,107	107,714	101,393
Regular	42,637	191,865	94,591	97,274
Institutional/Census Functionaries	976	15,995	12,231	3,764
Homeless Household	57	330	260	70
Homeless Person	107	300	273	27
Nomadic Household	110	490	267	223
Transient Persons/Household	20	105	79	26
Fishing and Hunting Persons/Household	7	22	13	9

Kaga LGA				
Type of Household	Total Number of Households	Sex		
		Both Sexes	Males	Females
Total	17,740	89,996	47,150	42,846
Regular	17,294	84,498	42,506	41,992
Institutional/Census Functionaries	299	4,754	4,208	546
Homeless Household	9	36	29	7
Homeless Person	16	37	33	4
Nomadic Household	113	634	351	283
Transient Persons/Household	7	24	18	6
Fishing and Hunting Persons/Household	2	13	5	8

Kala/Balge LGA				
Type of Household	Total Number of Households	Sex		
		Both Sexes	Males	Females
Total	12,048	60,834	31,260	29,574
Regular	11,928	59,475	30,419	29,056
Institutional/Census Functionaries	53	954	595	359
Homeless Household	11	65	30	35
Homeless Person	9	46	39	7
Nomadic Household	19	108	41	67
Transient Persons/Household	24	156	118	38
Fishing and Hunting Persons/Household	4	30	18	12

Konduga LGA				
Type of Household	Total Number of Households	Sex		
		Both Sexes	Males	Females
Total	33,017	157,322	80,017	77,305
Regular	31,474	146,486	72,535	73,951
Institutional/Census Functionaries	566	5,795	4,492	1,303
Homeless Household	85	433	244	189
Homeless Person	175	631	544	87
Nomadic Household	667	3,738	2,056	1,682
Transient Persons/Household	31	157	90	67
Fishing and Hunting Persons/Household	19	82	56	26

Kukawa LGA				
Type of Household	Total Number of Households	Sex		
		Both Sexes	Males	Females
Total	42,872	203,343	109,287	94,056
Regular	40,740	188,052	98,643	89,409
Institutional/Census Functionaries	726	7,796	5,573	2,223
Homeless Household	116	541	385	156
Homeless Person	278	1,367	1,020	347
Nomadic Household	392	2,139	1,156	983
Transient Persons/Household	45	603	544	59
Fishing and Hunting Persons/Household	575	2,845	1,966	879

Table HH1: Distribution of Population by Type of Household and Sex

Kwaya Kusar LGA				
Type of Household	Total Number of Households	Sex		
		Both Sexes	Males	Females
Total	10,151	56,704	29,007	27,697
Regular	9,794	51,747	25,036	26,711
Institutional/Census Functionaries	157	3,853	3,364	489
Homeless Household	6	34	20	14
Homeless Person	52	228	148	80
Nomadic Household	130	781	407	374
Transient Persons/Household	9	43	20	23
Fishing and Hunting Persons/Household	3	18	12	6

Mafa LGA				
Type of Household	Total Number of Households	Sex		
		Both Sexes	Males	Females
Total	21,400	103,600	53,351	50,249
Regular	20,346	94,995	47,702	47,293
Institutional/Census Functionaries	291	4,463	3,320	1,143
Homeless Household	43	250	139	111
Homeless Person	57	173	107	66
Nomadic Household	625	3,514	1,941	1,573
Transient Persons/Household	34	182	130	52
Fishing and Hunting Persons/Household	4	23	12	11

Magumeri LGA				
Type of Household	Total Number of Households	Sex		
		Both Sexes	Males	Females
Total	29,047	140,257	72,510	67,747
Regular	28,381	135,029	69,116	65,913
Institutional/Census Functionaries	191	2,791	1,936	855
Homeless Household	41	242	147	95
Homeless Person	69	322	187	135
Nomadic Household	336	1,704	972	732
Transient Persons/Household	11	56	42	14
Fishing and Hunting Persons/Household	18	113	110	3

Maiduguri LGA				
Type of Household	Total Number of Households	Sex		
		Both Sexes	Males	Females
Total	106,190	540,016	282,409	257,607
Regular	103,346	508,843	256,832	252,011
Institutional/Census Functionaries	2,087	27,469	22,893	4,576
Homeless Household	266	1,668	1,139	529
Homeless Person	263	833	724	109
Nomadic Household	78	439	272	167
Transient Persons/Household	145	742	535	207
Fishing and Hunting Persons/Household	5	22	14	8

Marte LGA				
Type of Household	Total Number of Households	Sex		
		Both Sexes	Males	Females
Total	25,669	129,409	67,777	61,632
Regular	24,691	121,011	62,077	58,934
Institutional/Census Functionaries	395	5,368	3,944	1,424
Homeless Household	43	209	108	101
Homeless Person	47	142	123	19
Nomadic Household	446	2,380	1,334	1,046
Transient Persons/Household	12	81	57	24
Fishing and Hunting Persons/Household	35	218	134	84

Table HH1: Distribution of Population by Type of Household and Sex

Mobbar LGA				
Type of Household	Total Number of Households	Sex		
		Both Sexes	Males	Females
Total	23,487	116,633	61,426	55,207
Regular	22,736	109,359	56,198	53,161
Institutional/Census Functionaries	268	4,328	3,533	795
Homeless Household	57	342	188	154
Homeless Person	45	195	156	39
Nomadic Household	347	2,125	1,112	1,013
Transient Persons/Household	14	137	107	30
Fishing and Hunting Persons/Household	20	147	132	15

Monguno LGA				
Type of Household	Total Number of Households	Sex		
		Both Sexes	Males	Females
Total	21,828	109,834	57,146	52,688
Regular	21,309	102,636	52,647	49,989
Institutional/Census Functionaries	364	6,458	4,036	2,422
Homeless Household	20	100	62	38
Homeless Person	26	61	48	13
Nomadic Household	92	442	262	180
Fishing and Hunting Persons/Household	-	-	-	-

Ngala LGA				
Type of Household	Total Number of Households	Sex		
		Both Sexes	Males	Females
Total	44,287	236,498	122,127	114,371
Regular	43,620	227,984	116,049	111,935
Institutional/Census Functionaries	319	7,150	5,357	1,793
Homeless Household	17	258	134	124
Homeless Person	20	105	87	18
Nomadic Household	276	794	359	435
Transient Persons/Household	11	90	53	37
Fishing and Hunting Persons/Household	24	117	88	29

Nganzai LGA				
Type of Household	Total Number of Households	Sex		
		Both Sexes	Males	Females
Total	18,937	99,074	50,822	48,252
Regular	18,558	94,902	48,103	46,799
Institutional/Census Functionaries	183	3,192	2,185	1,007
Homeless Household	22	114	57	57
Homeless Person	9	15	12	3
Nomadic Household	155	758	418	340
Transient Persons/Household	10	93	47	46
Fishing and Hunting Persons/Household	-	-	-	-

Shani LGA				
Type of Household	Total Number of Households	Sex		
		Both Sexes	Males	Females
Total	18,954	100,989	51,360	49,629
Regular	18,597	96,502	48,040	48,462
Institutional/Census Functionaries	191	3,522	2,771	751
Homeless Household	28	207	104	103
Homeless Person	14	76	62	14
Nomadic Household	115	604	320	284
Transient Persons/Household	6	56	47	9
Fishing and Hunting Persons/Household	3	22	16	6

Table HH1: Distribution of Population by Type of Household and Sex

CROSS RIVERS STATE

Table HH1: Distribution of Population by Type of Household and Sex

CROSS RIVER STATE				
Type of Household	Total Number of Households	Sex		
		Both Sexes	Males	Females
Total	656,701	2,892,988	1,471,967	1,421,021
Regular	645,251	2,800,802	1,416,320	1,384,482
Institutional/Census Functionaries	6,836	69,195	41,958	27,237
Homeless Household	1,029	5,692	3,071	2,621
Homeless Person	633	1,944	1,359	585
Nomadic Household	241	1,161	672	489
Transient Persons/Household	521	3,012	2,065	947
Fishing and Hunting Persons/Household	2,190	11,182	6,522	4,660

Abi LGA				
Type of Household	Total Number of Households	Sex		
		Both Sexes	Males	Females
Total	32,102	144,317	73,077	71,240
Regular	31,416	137,912	69,440	68,472
Institutional/Census Functionaries	143	3,607	2,087	1,520
Homeless Household	427	2,370	1,299	1,071
Homeless Person	78	127	92	35
Nomadic Household	10	50	25	25
Transient Persons/Household	4	32	16	16
Fishing and Hunting Persons/Household	24	219	118	101

Akamkpa LGA				
Type of Household	Total Number of Households	Sex		
		Both Sexes	Males	Females
Total	34,624	149,705	76,921	72,784
Regular	34,145	147,244	75,416	71,828
Institutional/Census Functionaries	358	2,090	1,268	822
Homeless Household	23	101	55	46
Homeless Person	43	81	55	26
Nomadic Household	12	56	38	18
Transient Persons/Household	34	105	72	33
Fishing and Hunting Persons/Household	9	28	17	11

Table HH1: Distribution of Population by Type of Household and Sex

Akpabuyo LGA				
Type of Household	Total Number of Households	Sex		
		Both Sexes	Males	Females
Total	60,286	272,262	141,602	130,660
Regular	58,427	261,802	135,403	126,399
Institutional/Census Functionaries	337	3,314	2,056	1,258
Homeless Household	42	174	88	86
Homeless Person	42	55	42	13
Nomadic Household	4	41	37	4
Transient Persons/Household	32	99	64	35
Fishing and Hunting Persons/Household	1,402	6,777	3,912	2,865

Bakassi LGA				
Type of Household	Total Number of Households	Sex		
		Both Sexes	Males	Females
Total	7,406	31,641	18,175	13,466
Regular	7,019	29,183	16,327	12,856
Institutional/Census Functionaries	248	1,755	1,387	368
Homeless Household	5	30	15	15
Homeless Person	2	9	7	2
Nomadic Household	2	6	2	4
Transient Persons/Household	19	96	61	35
Fishing and Hunting Persons/Household	111	562	376	186

Bekwara LGA				
Type of Household	Total Number of Households	Sex		
		Both Sexes	Males	Females
Total	23,517	105,497	52,914	52,583
Regular	23,329	103,965	52,059	51,906
Institutional/Census Functionaries	134	1,327	741	586
Homeless Household	12	49	25	24
Homeless Person	7	13	7	6
Nomadic Household	30	100	56	44
Transient Persons/Household	4	35	23	12
Fishing and Hunting Persons/Household	1	8	3	5

Biase LGA				
Type of Household	Total Number of Households	Sex		
		Both Sexes	Males	Females
Total	37,002	168,113	85,625	82,488
Regular	36,542	164,346	83,475	80,871
Institutional/Census Functionaries	256	2,291	1,376	915
Homeless Household	36	243	101	142
Homeless Person	11	64	32	32
Nomadic Household	3	8	2	6
Transient Persons/Household	16	112	62	50
Fishing and Hunting Persons/Household	138	1,049	577	472

Boki LGA				
Type of Household	Total Number of Households	Sex		
		Both Sexes	Males	Females
Total	41,463	186,611	95,154	91,457
Regular	41,136	183,554	93,399	90,155
Institutional/Census Functionaries	266	2,737	1,574	1,163
Homeless Household	15	80	40	40
Homeless Person	16	55	36	19
Nomadic Household	9	38	18	20
Transient Persons/Household	6	36	21	15
Fishing and Hunting Persons/Household	15	111	66	45

Table HH1: Distribution of Population by Type of Household and Sex

Calabar-Municipal LGA				
Type of Household	Total Number of Households	Sex		
		Both Sexes	Males	Females
Total	45,269	183,681	93,092	90,589
Regular	43,427	168,389	83,399	84,990
Institutional/Census Functionaries	1,445	13,090	8,137	4,953
Homeless Household	89	436	278	158
Homeless Person	102	368	270	98
Nomadic Household	8	20	12	8
Transient Persons/Household	178	1,321	962	359
Fishing and Hunting Persons/Household	20	57	34	23

Calabar South LGA				
Type of Household	Total Number of Households	Sex		
		Both Sexes	Males	Females
Total	51,527	191,515	94,584	96,931
Regular	50,165	182,634	89,708	92,926
Institutional/Census Functionaries	921	7,231	3,734	3,497
Homeless Household	35	167	110	57
Homeless Person	95	411	327	84
Nomadic Household	10	35	26	9
Transient Persons/Household	72	312	231	81
Fishing and Hunting Persons/Household	229	725	448	277

Etung LGA				
Type of Household	Total Number of Households	Sex		
		Both Sexes	Males	Females
Total	17,603	80,036	41,089	38,947
Regular	17,366	78,034	39,912	38,122
Institutional/Census Functionaries	189	1,742	1,025	717
Homeless Household	10	37	18	19
Homeless Person	5	8	6	2
Nomadic Household	12	59	26	33
Transient Persons/Household	9	89	60	29
Fishing and Hunting Persons/Household	12	67	42	25

Ikom LGA				
Type of Household	Total Number of Households	Sex		
		Both Sexes	Males	Females
Total	38,743	163,691	82,646	81,045
Regular	38,252	160,908	80,959	79,949
Institutional/Census Functionaries	373	2,453	1,460	993
Homeless Household	13	50	30	20
Homeless Person	35	61	47	14
Nomadic Household	5	25	13	12
Transient Persons/Household	49	140	100	40
Fishing and Hunting Persons/Household	16	54	37	17

Obanliku LGA				
Type of Household	Total Number of Households	Sex		
		Both Sexes	Males	Females
Total	24,440	109,633	55,998	53,635
Regular	24,228	106,845	54,241	52,604
Institutional/Census Functionaries	173	2,578	1,631	947
Homeless Household	6	25	11	14
Homeless Person	10	18	11	7
Nomadic Household	5	33	16	17
Transient Persons/Household	14	80	61	19
Fishing and Hunting Persons/Household	4	54	27	27

Table HH1: Distribution of Population by Type of Household and Sex

Obubra LGA				
Type of Household	Total Number of Households	Sex		
		Both Sexes	Males	Females
Total	37,976	172,543	87,153	85,390
Regular	37,652	169,346	85,172	84,174
Institutional/Census Functionaries	270	2,919	1,811	1,108
Homeless Household	6	38	19	19
Homeless Person	10	28	15	13
Nomadic Household	10	17	11	6
Transient Persons/Household	9	54	31	23
Fishing and Hunting Persons/Household	19	141	94	47

Obudu LGA				
Type of Household	Total Number of Households	Sex		
		Both Sexes	Males	Females
Total	35,311	161,457	81,537	79,920
Regular	35,002	158,577	79,889	78,688
Institutional/Census Functionaries	245	2,534	1,444	1,090
Homeless Household	13	75	37	38
Homeless Person	27	131	93	38
Nomadic Household	5	23	8	15
Transient Persons/Household	19	117	66	51
Fishing and Hunting Persons/Household	-	-	-	-

Odukpani LGA				
Type of Household	Total Number of Households	Sex		
		Both Sexes	Males	Females
Total	41,938	192,884	100,697	92,187
Regular	41,182	185,540	95,723	89,817
Institutional/Census Functionaries	301	4,558	3,476	1,082
Homeless Household	230	1,529	756	773
Homeless Person	61	112	72	40
Nomadic Household	7	15	10	5
Transient Persons/Household	6	43	23	20
Fishing and Hunting Persons/Household	151	1,087	637	450

Ogoja LGA				
Type of Household	Total Number of Households	Sex		
		Both Sexes	Males	Females
Total	38,530	171,574	86,802	84,772
Regular	38,125	168,260	84,792	83,468
Institutional/Census Functionaries	320	2,905	1,736	1,169
Homeless Household	9	36	27	9
Homeless Person	20	91	55	36
Nomadic Household	43	211	150	61
Transient Persons/Household	11	62	39	23
Fishing and Hunting Persons/Household	2	9	3	6

Yakurr LGA				
Type of Household	Total Number of Households	Sex		
		Both Sexes	Males	Females
Total	43,390	196,271	99,485	96,786
Regular	42,955	189,688	95,698	93,990
Institutional/Census Functionaries	394	6,366	3,655	2,711
Homeless Household	7	22	8	14
Homeless Person	12	50	36	14
Nomadic Household	6	34	20	14
Transient Persons/Household	12	83	54	29
Fishing and Hunting Persons/Household	4	28	14	14

Table HH1: Distribution of Population by Type of Household and Sex

Yala LGA				
Type of Household	Total Number of Households	Sex		
		Both Sexes	Males	Females
Total	45,574	211,557	105,416	106,141
Regular	44,883	204,575	101,308	103,267
Institutional/Census Functionaries	463	5,698	3,360	2,338
Homeless Household	51	230	154	76
Homeless Person	57	262	156	106
Nomadic Household	60	390	202	188
Transient Persons/Household	27	196	119	77
Fishing and Hunting Persons/Household	33	206	117	89

Table HH1: Distribution of Population by Type of Household and Sex

DELTA STATE

Table HH1: Distribution of Population by Type of Household and Sex

DELTA STATE				
Type of Household	Total Number of Households	Sex		
		Both Sexes	Males	Females
Total	908,928	4,112,445	2,069,309	2,043,136
Regular	890,312	3,945,996	1,973,900	1,972,096
Institutional/Census Functionaries	12,354	128,649	74,191	54,458
Homeless Household	1,332	6,929	3,562	3,367
Homeless Person	897	3,985	2,472	1,513
Nomadic Household	438	1,985	1,343	642
Transient Persons/Household	858	6,020	3,681	2,339
Fishing and Hunting Persons/Household	2,737	18,881	10,160	8,721

Aniocha North LGA				
Type of Household	Total Number of Households	Sex		
		Both Sexes	Males	Females
Total	22,686	104,062	52,448	51,614
Regular	22,244	99,987	50,409	49,578
Institutional/Census Functionaries	392	3,822	1,894	1,928
Homeless Household	13	65	33	32
Homeless Person	21	52	31	21
Nomadic Household	8	40	26	14
Transient Persons/Household	6	83	47	36
Fishing and Hunting Persons/Household	2	13	8	5

Aniocha South LGA				
Type of Household	Total Number of Households	Sex		
		Both Sexes	Males	Females
Total	33,418	142,045	69,224	72,821
Regular	33,174	140,463	68,137	72,326
Institutional/Census Functionaries	201	1,485	1,023	462
Homeless Household	2	19	11	8
Homeless Person	22	26	18	8
Nomadic Household	4	13	10	3
Transient Persons/Household	13	37	23	14
Fishing and Hunting Persons/Household	2	2	2	-

Table HH1: Distribution of Population by Type of Household and Sex

Bomadi LGA				
Type of Household	Total Number of Households	Sex		
		Both Sexes	Males	Females
Total	19,276	86,016	43,435	42,581
Regular	18,950	83,294	41,992	41,302
Institutional/Census Functionaries	91	1,202	632	570
Homeless Household	61	247	124	123
Homeless Person	11	25	18	7
Nomadic Household	1	16	10	6
Transient Persons/Household	-	-	-	-
Fishing and Hunting Persons/Household	162	1,232	659	573

Burutu LGA				
Type of Household	Total Number of Households	Sex		
		Both Sexes	Males	Females
Total	45,407	207,977	106,169	101,808
Regular	44,328	197,654	100,164	97,490
Institutional/Census Functionaries	381	5,631	3,511	2,120
Homeless Household	56	421	177	244
Homeless Person	12	40	24	16
Nomadic Household	19	75	48	27
Transient Persons/Household	11	78	29	49
Fishing and Hunting Persons/Household	600	4,078	2,216	1,862

Ethiope East LGA				
Type of Household	Total Number of Households	Sex		
		Both Sexes	Males	Females
Total	43,275	200,942	101,596	99,346
Regular	41,743	184,536	92,561	91,975
Institutional/Census Functionaries	1,323	15,089	8,331	6,758
Homeless Household	85	474	259	215
Homeless Person	45	181	90	91
Nomadic Household	21	96	64	32
Transient Persons/Household	47	486	245	241
Fishing and Hunting Persons/Household	11	80	46	34

Ethiope West LGA				
Type of Household	Total Number of Households	Sex		
		Both Sexes	Males	Females
Total	44,469	202,712	102,750	99,962
Regular	43,616	196,814	99,297	97,517
Institutional/Census Functionaries	535	4,144	2,467	1,677
Homeless Household	63	317	161	156
Homeless Person	53	251	157	94
Nomadic Household	28	152	87	65
Transient Persons/Household	72	397	247	150
Fishing and Hunting Persons/Household	102	637	334	303

Ika North East LGA				
Type of Household	Total Number of Households	Sex		
		Both Sexes	Males	Females
Total	39,827	182,819	91,431	91,388
Regular	39,147	177,930	88,692	89,238
Institutional/Census Functionaries	535	4,199	2,325	1,874
Homeless Household	32	155	79	76
Homeless Person	24	42	25	17
Nomadic Household	22	132	91	41
Transient Persons/Household	54	302	182	120
Fishing and Hunting Persons/Household	13	59	37	22

Table HH1: Distribution of Population by Type of Household and Sex

Ika South LGA				
Type of Household	Total Number of Households	Sex		
		Both Sexes	Males	Females
Total	37,020	167,060	82,214	84,846
Regular	36,092	157,767	77,226	80,541
Institutional/Census Functionaries	785	8,282	4,406	3,876
Homeless Household	24	123	81	42
Homeless Person	76	696	366	330
Nomadic Household	24	111	89	22
Transient Persons/Household	14	69	39	30
Fishing and Hunting Persons/Household	5	12	7	5

Isoko North LGA				
Type of Household	Total Number of Households	Sex		
		Both Sexes	Males	Females
Total	30,991	143,559	71,948	71,611
Regular	30,549	139,637	69,588	70,049
Institutional/Census Functionaries	371	3,576	2,189	1,387
Homeless Household	23	105	43	62
Homeless Person	12	19	12	7
Nomadic Household	11	43	25	18
Transient Persons/Household	18	136	72	64
Fishing and Hunting Persons/Household	7	43	19	24

Isoko South LGA				
Type of Household	Total Number of Households	Sex		
		Both Sexes	Males	Females
Total	51,069	235,147	119,167	115,980
Regular	50,051	225,983	113,831	112,152
Institutional/Census Functionaries	764	7,463	4,401	3,062
Homeless Household	43	222	120	102
Homeless Person	25	121	63	58
Nomadic Household	21	100	70	30
Transient Persons/Household	33	229	140	89
Fishing and Hunting Persons/Household	132	1,029	542	487

Ndokwa East LGA				
Type of Household	Total Number of Households	Sex		
		Both Sexes	Males	Females
Total	22,477	103,224	52,306	50,918
Regular	22,185	101,014	50,844	50,170
Institutional/Census Functionaries	119	1,309	935	374
Homeless Household	13	79	38	41
Homeless Person	12	26	12	14
Nomadic Household	14	75	42	33
Transient Persons/Household	32	149	71	78
Fishing and Hunting Persons/Household	102	572	364	208

Ndokwa West LGA				
Type of Household	Total Number of Households	Sex		
		Both Sexes	Males	Females
Total	34,531	150,024	73,842	76,182
Regular	34,202	147,585	72,388	75,197
Institutional/Census Functionaries	218	2,042	1,217	825
Homeless Household	34	145	72	73
Homeless Person	30	67	45	22
Nomadic Household	16	73	43	30
Transient Persons/Household	25	79	59	20
Fishing and Hunting Persons/Household	6	33	18	15

Table HH1: Distribution of Population by Type of Household and Sex

Okpe LGA				
Type of Household	Total Number of Households	Sex		
		Both Sexes	Males	Females
Total	28,164	128,398	65,270	63,128
Regular	27,740	125,376	63,623	61,753
Institutional/Census Functionaries	174	1,657	930	727
Homeless Household	37	169	83	86
Homeless Person	28	85	49	36
Nomadic Household	13	48	28	20
Transient Persons/Household	21	140	70	70
Fishing and Hunting Persons/Household	151	923	487	436

Oshimili North LGA				
Type of Household	Total Number of Households	Sex		
		Both Sexes	Males	Females
Total	26,700	118,540	58,101	60,439
Regular	26,188	113,126	56,029	57,097
Institutional/Census Functionaries	390	4,826	1,725	3,101
Homeless Household	40	221	105	116
Homeless Person	26	46	38	8
Nomadic Household	10	29	22	7
Transient Persons/Household	36	247	163	84
Fishing and Hunting Persons/Household	10	45	19	26

Oshimili South LGA				
Type of Household	Total Number of Households	Sex		
		Both Sexes	Males	Females
Total	34,938	150,032	76,078	73,954
Regular	33,688	138,911	69,330	69,581
Institutional/Census Functionaries	946	9,224	5,468	3,756
Homeless Household	68	384	254	130
Homeless Person	62	227	177	50
Nomadic Household	18	54	39	15
Transient Persons/Household	87	777	550	227
Fishing and Hunting Persons/Household	69	455	260	195

Patani LGA				
Type of Household	Total Number of Households	Sex		
		Both Sexes	Males	Females
Total	14,665	67,391	34,307	33,084
Regular	14,404	65,788	33,438	32,350
Institutional/Census Functionaries	77	582	347	235
Homeless Household	12	60	31	29
Homeless Person	11	33	21	12
Nomadic Household	4	18	9	9
Transient Persons/Household	6	31	18	13
Fishing and Hunting Persons/Household	151	879	443	436

Sapele LGA				
Type of Household	Total Number of Households	Sex		
		Both Sexes	Males	Females
Total	40,589	174,273	86,167	88,106
Regular	40,161	170,972	84,036	86,936
Institutional/Census Functionaries	336	2,862	1,867	995
Homeless Household	24	127	65	62
Homeless Person	17	50	30	20
Nomadic Household	9	27	23	4
Transient Persons/Household	24	125	91	34
Fishing and Hunting Persons/Household	18	110	55	55

Table HH1: Distribution of Population by Type of Household and Sex

Udu LGA				
Type of Household	Total Number of Households	Sex		
		Both Sexes	Males	Females
Total	31,911	142,480	71,813	70,667
Regular	31,304	137,553	68,787	68,766
Institutional/Census Functionaries	386	3,436	2,205	1,231
Homeless Household	37	166	82	84
Homeless Person	21	127	93	34
Nomadic Household	21	102	73	29
Transient Persons/Household	41	358	215	143
Fishing and Hunting Persons/Household	101	738	358	380

Ughelli North LGA				
Type of Household	Total Number of Households	Sex		
		Both Sexes	Males	Females
Total	69,746	320,687	160,550	160,137
Regular	68,456	307,234	153,967	153,267
Institutional/Census Functionaries	926	11,290	5,388	5,902
Homeless Household	90	425	206	219
Homeless Person	63	276	150	126
Nomadic Household	32	156	106	50
Transient Persons/Household	97	822	485	337
Fishing and Hunting Persons/Household	82	484	248	236

Ughelli South LGA				
Type of Household	Total Number of Households	Sex		
		Both Sexes	Males	Females
Total	45,921	212,638	107,730	104,908
Regular	45,050	205,415	103,789	101,626
Institutional/Census Functionaries	388	4,191	2,316	1,875
Homeless Household	41	208	95	113
Homeless Person	31	83	45	38
Nomadic Household	23	137	84	53
Transient Persons/Household	34	258	163	95
Fishing and Hunting Persons/Household	354	2,346	1,238	1,108

Ukwuani LGA				
Type of Household	Total Number of Households	Sex		
		Both Sexes	Males	Females
Total	27,466	119,034	58,890	60,144
Regular	27,167	116,805	57,582	59,223
Institutional/Census Functionaries	229	2,003	1,159	844
Homeless Household	23	91	47	44
Homeless Person	21	52	38	14
Nomadic Household	7	31	19	12
Transient Persons/Household	17	44	42	2
Fishing and Hunting Persons/Household	2	8	3	5

Uvwie LGA				
Type of Household	Total Number of Households	Sex		
		Both Sexes	Males	Females
Total	42,412	188,728	93,999	94,729
Regular	41,469	180,067	88,533	91,534
Institutional/Census Functionaries	725	7,357	4,636	2,721
Homeless Household	63	327	155	172
Homeless Person	29	121	80	41
Nomadic Household	73	266	224	42
Transient Persons/Household	45	554	351	203
Fishing and Hunting Persons/Household	8	36	20	16

Table HH1: Distribution of Population by Type of Household and Sex

Warri North LGA				
Type of Household	Total Number of Households	Sex		
		Both Sexes	Males	Females
Total	28,713	136,149	70,446	65,703
Regular	27,998	129,676	66,769	62,907
Institutional/Census Functionaries	203	3,527	2,061	1,466
Homeless Household	211	1,072	548	524
Homeless Person	46	171	108	63
Nomadic Household	10	47	26	21
Transient Persons/Household	12	71	43	28
Fishing and Hunting Persons/Household	233	1,585	891	694

Warri South LGA				
Type of Household	Total Number of Households	Sex		
		Both Sexes	Males	Females
Total	68,436	311,517	158,130	153,387
Regular	66,179	294,371	147,960	146,411
Institutional/Census Functionaries	1,681	13,612	8,062	5,550
Homeless Household	209	1,160	626	534
Homeless Person	189	1,137	764	373
Nomadic Household	24	115	66	49
Fishing and Hunting Persons/Household	154	1,122	652	470

Warri South West LGA				
Type of Household	Total Number of Households	Sex		
		Both Sexes	Males	Females
Total	24,716	116,538	61,026	55,512
Regular	24,227	108,038	54,928	53,110
Institutional/Census Functionaries	178	5,838	4,696	1,142
Homeless Household	28	147	67	80
Homeless Person	10	31	18	13
Nomadic Household	5	29	19	10
Transient Persons/Household	8	95	64	31
Fishing and Hunting Persons/Household	260	2,360	1,234	1,126

Table HH1: Distribution of Population by Type of Household and Sex

EBONYI STATE

Table HH1: Distribution of Population by Type of Household and Sex

EBONYI STATE				
Type of Household	Total Number of Households	Sex		
		Both Sexes	Males	Females
Total	456,740	2,176,947	1,064,156	1,112,791
Regular	449,709	2,102,776	1,022,701	1,080,075
Institutional/Census Functionaries	5,375	66,075	37,182	28,893
Homeless Household	680	3,707	1,820	1,887
Homeless Person	418	1,042	597	445
Nomadic Household	196	855	504	351
Transient Persons/Household	246	1,578	833	745
Fishing and Hunting Persons/Household	116	914	519	395

Abakaliki LGA				
Type of Household	Total Number of Households	Sex		
		Both Sexes	Males	Females
Total	31,687	149,683	72,518	77,165
Regular	30,822	143,027	68,960	74,067
Institutional/Census Functionaries	769	6,171	3,275	2,896
Homeless Household	29	232	134	98
Homeless Person	26	59	35	24
Nomadic Household	21	142	82	60
Transient Persons/Household	20	52	32	20
Fishing and Hunting Persons/Household				

Afikpo North LGA				
Type of Household	Total Number of Households	Sex		
		Both Sexes	Males	Females
Total	32,209	156,649	80,632	76,017
Regular	31,471	141,473	69,976	71,497
Institutional/Census Functionaries	613	14,285	10,185	4,100
Homeless Household	14	89	55	34
Homeless Person	22	30	19	11
Nomadic Household	13	45	35	10
Transient Persons/Household	39	345	150	195
Fishing and Hunting Persons/Household	37	382	212	170

Table HH1: Distribution of Population by Type of Household and Sex

Afikpo South LGA				
Type of Household	Total Number of Households	Sex		
		Both Sexes	Males	Females
Total	36,027	157,542	79,093	78,449
Regular	35,835	155,133	77,839	77,294
Institutional/Census Functionaries	126	1,976	1,002	974
Homeless Household	51	363	189	174
Homeless Person	7	7	7	-
Nomadic Household	6	53	49	4
Transient Persons/Household	1	2	1	1
Fishing and Hunting Persons/Household	1	8	6	2

Ebonyi LGA				
Type of Household	Total Number of Households	Sex		
		Both Sexes	Males	Females
Total	24,645	127,226	60,388	66,838
Regular	23,687	120,235	56,759	63,476
Institutional/Census Functionaries	818	6,380	3,318	3,062
Homeless Household	37	123	63	60
Homeless Person	39	89	49	40
Nomadic Household	17	82	47	35
Transient Persons/Household	43	282	132	150
Fishing and Hunting Persons/Household	4	35	20	15

Ezza North LGA				
Type of Household	Total Number of Households	Sex		
		Both Sexes	Males	Females
Total	30,251	146,149	70,341	75,808
Regular	29,954	143,316	68,860	74,456
Institutional/Census Functionaries	208	2,449	1,260	1,189
Homeless Household	44	212	125	87
Homeless Person	21	59	37	22
Nomadic Household	9	35	16	19
Transient Persons/Household	11	52	33	19
Fishing and Hunting Persons/Household	4	26	10	16

Ezza South LGA				
Type of Household	Total Number of Households	Sex		
		Both Sexes	Males	Females
Total	28,225	133,625	66,373	67,252
Regular	27,872	128,942	64,028	64,914
Institutional/Census Functionaries	303	4,411	2,189	2,222
Homeless Household	12	64	33	31
Homeless Person	11	48	26	22
Nomadic Household	13	40	27	13
Transient Persons/Household	8	92	58	34
Fishing and Hunting Persons/Household	6	28	12	16

Ikwo LGA				
Type of Household	Total Number of Households	Sex		
		Both Sexes	Males	Females
Total	43,079	214,969	99,855	115,114
Regular	42,459	211,011	97,906	113,105
Institutional/Census Functionaries	493	3,267	1,609	1,658
Homeless Household	67	325	148	177
Homeless Person	32	109	50	59
Nomadic Household	7	30	13	17
Transient Persons/Household	16	204	117	87
Fishing and Hunting Persons/Household	5	23	12	11

Table HH1: Distribution of Population by Type of Household and Sex

Ishielu LGA				
Type of Household	Total Number of Households	Sex		
		Both Sexes	Males	Females
Total	35,433	152,581	72,671	79,910
Regular	35,010	148,938	70,739	78,199
Institutional/Census Functionaries	287	3,150	1,696	1,454
Homeless Household	43	202	92	110
Homeless Person	36	72	40	32
Nomadic Household	23	80	33	47
Transient Persons/Household	25	73	40	33
Fishing and Hunting Persons/Household	9	66	31	35

Ivo LGA				
Type of Household	Total Number of Households	Sex		
		Both Sexes	Males	Females
Total	26,793	121,363	62,049	59,314
Regular	26,557	118,998	60,648	58,350
Institutional/Census Functionaries	174	2,157	1,270	887
Homeless Household	13	40	23	17
Homeless Person	21	78	49	29
Nomadic Household	12	44	30	14
Transient Persons/Household	10	23	13	10
Fishing and Hunting Persons/Household	6	23	16	7

Izzi LGA				
Type of Household	Total Number of Households	Sex		
		Both Sexes	Males	Females
Total	44,223	236,679	112,832	123,847
Regular	43,220	226,844	107,860	118,984
Institutional/Census Functionaries	557	7,786	3,964	3,822
Homeless Household	251	1,467	681	786
Homeless Person	130	277	165	112
Nomadic Household	36	166	81	85
Transient Persons/Household	27	127	76	51
Fishing and Hunting Persons/Household	2	12	5	7

Ohaozara LGA				
Type of Household	Total Number of Households	Sex		
		Both Sexes	Males	Females
Total	33,050	148,317	75,093	73,224
Regular	32,785	144,659	73,031	71,628
Institutional/Census Functionaries	201	3,328	1,880	1,448
Homeless Household	42	176	75	101
Homeless Person	8	26	14	12
Nomadic Household	4	17	12	5
Transient Persons/Household	6	80	56	24
Fishing and Hunting Persons/Household	4	31	25	6

Ohaukwu LGA				
Type of Household	Total Number of Households	Sex		
		Both Sexes	Males	Females
Total	39,276	195,555	94,479	101,076
Regular	38,580	187,461	90,344	97,117
Institutional/Census Functionaries	535	7,327	3,719	3,608
Homeless Household	51	267	136	131
Homeless Person	40	143	76	67
Nomadic Household	28	91	58	33
Transient Persons/Household	16	74	34	40
Fishing and Hunting Persons/Household	26	192	112	80

Table HH1: Distribution of Population by Type of Household and Sex

Onicha LGA				
Type of Household	Total Number of Households	Sex		
		Both Sexes	Males	Females
Total	51,842	236,609	117,832	118,777
Regular	51,457	232,739	115,751	116,988
Institutional/Census Functionaries	291	3,388	1,815	1,573
Homeless Household	26	147	66	81
Homeless Person	25	45	30	15
Nomadic Household	7	30	21	9
Transient Persons/Household	24	172	91	81
Fishing and Hunting Persons/Household	12	88	58	30

Table HH1: Distribution of Population by Type of Household and Sex

EDO STATE

Table HH1: Distribution of Population by Type of Household and Sex

EDO STATE				
Type of Household	Total Number of Households	Sex		
		Both Sexes	Males	Females
Total	714,149	3,233,366	1,633,946	1,599,420
Regular	701,073	3,124,543	1,571,186	1,553,357
Institutional/Census Functionaries	9,852	94,177	53,781	40,396
Homeless Household	496	2,759	1,706	1,053
Homeless Person	571	1,526	1,043	483
Nomadic Household	906	3,984	2,471	1,513
Transient Persons/Household	636	2,743	1,717	1,026
Fishing and Hunting Persons/Household	615	3,634	2,042	1,592

Akoko-Edo LGA				
Type of Household	Total Number of Households	Sex		
		Both Sexes	Males	Females
Total	58,843	261,567	132,184	129,383
Regular	58,397	257,163	129,552	127,611
Institutional/Census Functionaries	266	3,784	2,253	1,531
Homeless Household	17	86	67	19
Homeless Person	11	18	16	2
Nomadic Household	140	454	257	197
Transient Persons/Household	9	53	33	20
Fishing and Hunting Persons/Household	3	9	6	3

Egor LGA				
Type of Household	Total Number of Households	Sex		
		Both Sexes	Males	Females
Total	78,862	340,287	168,925	171,362
Regular	77,295	325,872	161,451	164,421
Institutional/Census Functionaries	1,252	13,457	6,883	6,574
Homeless Household	30	150	93	57
Homeless Person	113	197	127	70
Nomadic Household	49	164	107	57
Transient Persons/Household	113	415	247	168
Fishing and Hunting Persons/Household	10	32	17	15

Table HH1: Distribution of Population by Type of Household and Sex

Esan Central LGA				
Type of Household	Total Number of Households	Sex		
		Both Sexes	Males	Females
Total	22,429	105,242	53,017	52,225
Regular	22,211	101,877	51,126	50,751
Institutional/Census Functionaries	170	3,096	1,707	1,389
Homeless Household	9	25	13	12
Homeless Person	11	114	84	30
Nomadic Household	14	50	29	21
Transient Persons/Household	14	80	58	22
Fishing and Hunting Persons/Household	-	-	-	-

Esan North East LGA				
Type of Household	Total Number of Households	Sex		
		Both Sexes	Males	Females
Total	24,894	121,989	61,647	60,342
Regular	24,532	118,950	59,765	59,185
Institutional/Census Functionaries	254	2,595	1,623	972
Homeless Household	46	203	119	84
Homeless Person	28	85	57	28
Nomadic Household	11	49	28	21
Transient Persons/Household	15	60	35	25
Fishing and Hunting Persons/Household	8	47	20	27

Esan South East LGA				
Type of Household	Total Number of Households	Sex		
		Both Sexes	Males	Females
Total	36,456	166,309	84,587	81,722
Regular	36,174	163,403	82,774	80,629
Institutional/Census Functionaries	200	2,455	1,546	909
Homeless Household	24	102	48	54
Homeless Person	11	32	19	13
Nomadic Household	25	181	120	61
Transient Persons/Household	16	98	63	35
Fishing and Hunting Persons/Household	6	38	17	21

Esan West LGA				
Type of Household	Total Number of Households	Sex		
		Both Sexes	Males	Females
Total	27,169	127,718	65,312	62,406
Regular	25,859	116,997	58,984	58,013
Institutional/Census Functionaries	1,255	10,468	6,158	4,310
Homeless Household	18	104	72	32
Homeless Person	12	40	28	12
Nomadic Household	3	10	6	4
Transient Persons/Household	21	92	60	32
Fishing and Hunting Persons/Household	1	7	4	3

Etsako Central LGA				
Type of Household	Total Number of Households	Sex		
		Both Sexes	Males	Females
Total	20,638	94,228	47,708	46,520
Regular	20,355	91,071	45,820	45,251
Institutional/Census Functionaries	120	2,092	1,293	799
Homeless Household	88	690	390	300
Homeless Person	30	127	68	59
Nomadic Household	34	176	102	74
Transient Persons/Household	7	41	20	21
Fishing and Hunting Persons/Household	4	31	15	16

Table HH1: Distribution of Population by Type of Household and Sex

Etsako East LGA				
Type of Household	Total Number of Households	Sex		
		Both Sexes	Males	Females
Total	30,471	147,335	72,477	74,858
Regular	29,860	142,208	69,624	72,584
Institutional/Census Functionaries	334	3,892	2,122	1,770
Homeless Household	8	52	29	23
Homeless Person	16	39	34	5
Nomadic Household	195	846	511	335
Transient Persons/Household	12	42	26	16
Fishing and Hunting Persons/Household	46	256	131	125

Etsako West LGA				
Type of Household	Total Number of Households	Sex		
		Both Sexes	Males	Females
Total	42,079	198,975	100,986	97,989
Regular	40,874	189,501	95,453	94,048
Institutional/Census Functionaries	1,072	8,777	5,146	3,631
Homeless Household	16	64	30	34
Homeless Person	20	41	24	17
Nomadic Household	83	506	288	218
Transient Persons/Household	10	59	29	30
Fishing and Hunting Persons/Household	4	27	16	11

Igueben LGA				
Type of Household	Total Number of Households	Sex		
		Both Sexes	Males	Females
Total	14,851	70,276	35,132	35,144
Regular	14,734	69,017	34,484	34,533
Institutional/Census Functionaries	92	1,188	610	578
Homeless Household	7	18	3	15
Homeless Person	9	16	11	5
Nomadic Household	4	7	5	2
Transient Persons/Household	4	25	17	8
Fishing and Hunting Persons/Household	1	5	2	3

Ikpoba-Okha LGA				
Type of Household	Total Number of Households	Sex		
		Both Sexes	Males	Females
Total	83,847	372,080	184,725	187,355
Regular	82,646	365,592	181,010	184,582
Institutional/Census Functionaries	840	5,051	2,866	2,185
Homeless Household	58	287	180	107
Homeless Person	82	162	115	47
Nomadic Household	55	213	119	94
Transient Persons/Household	104	411	250	161
Fishing and Hunting Persons/Household	62	364	185	179

Oredo LGA				
Type of Household	Total Number of Households	Sex		
		Both Sexes	Males	Females
Total	90,552	374,515	188,895	185,620
Regular	88,680	361,692	180,612	181,080
Institutional/Census Functionaries	1,476	11,220	7,227	3,993
Homeless Household	76	434	318	116
Homeless Person	101	322	226	96
Nomadic Household	40	165	107	58
Transient Persons/Household	173	661	397	264
Fishing and Hunting Persons/Household	6	21	8	13

Table HH1: Distribution of Population by Type of Household and Sex

Orhionmwon LGA				
Type of Household	Total Number of Households	Sex		
		Both Sexes	Males	Females
Total	38,321	183,994	92,433	91,561
Regular	37,867	179,339	89,797	89,542
Institutional/Census Functionaries	329	4,032	2,214	1,818
Homeless Household	24	122	76	46
Homeless Person	23	46	26	20
Nomadic Household	46	298	211	87
Transient Persons/Household	29	133	95	38
Fishing and Hunting Persons/Household	3	24	14	10

Ovia North East LGA				
Type of Household	Total Number of Households	Sex		
		Both Sexes	Males	Females
Total	33,776	155,344	80,433	74,911
Regular	32,223	141,342	73,160	68,182
Institutional/Census Functionaries	1,397	13,362	6,843	6,519
Homeless Household	25	153	116	37
Homeless Person	45	125	92	33
Nomadic Household	23	46	37	9
Transient Persons/Household	43	209	126	83
Fishing and Hunting Persons/Household	20	107	59	48

Ovia South West LGA				
Type of Household	Total Number of Households	Sex		
		Both Sexes	Males	Females
Total	30,922	138,072	72,113	65,959
Regular	30,490	134,900	70,142	64,758
Institutional/Census Functionaries	231	2,074	1,366	708
Homeless Household	15	67	40	27
Homeless Person	16	61	41	20
Nomadic Household	57	260	158	102
Transient Persons/Household	18	46	35	11
Fishing and Hunting Persons/Household	95	664	331	333

Owan East LGA				
Type of Household	Total Number of Households	Sex		
		Both Sexes	Males	Females
Total	32,847	154,630	78,890	75,740
Regular	32,136	148,568	75,480	73,088
Institutional/Census Functionaries	277	3,742	2,012	1,730
Homeless Household	13	67	32	35
Homeless Person	16	62	45	17
Nomadic Household	82	329	197	132
Transient Persons/Household	20	158	97	61
Fishing and Hunting Persons/Household	303	1,704	1,027	677

Owan West LGA				
Type of Household	Total Number of Households	Sex		
		Both Sexes	Males	Females
Total	21,255	99,056	50,755	48,301
Regular	21,105	97,458	49,777	47,681
Institutional/Census Functionaries	107	1,407	859	548
Homeless Household	9	33	18	15
Homeless Person	7	18	12	6
Nomadic Household	15	80	49	31
Transient Persons/Household	8	46	29	17
Fishing and Hunting Persons/Household	4	14	11	3

Table HH1: Distribution of Population by Type of Household and Sex

Uhunmwonde LGA				
Type of Household	Total Number of Households	Sex		
		Both Sexes	Males	Females
Total	25,937	121,749	63,727	58,022
Regular	25,635	119,593	62,175	57,418
Institutional/Census Functionaries	180	1,485	1,053	432
Homeless Household	13	102	62	40
Homeless Person	20	21	18	3
Nomadic Household	30	150	140	10
Transient Persons/Household	20	114	100	14
Fishing and Hunting Persons/Household	39	284	179	105

Table HH1: Distribution of Population by Type of Household and Sex

EKITI STATE

Table HH1: Distribution of Population by Type of Household and Sex

EKITI STATE				
Type of Household	Total Number of Households	Sex		
		Both Sexes	Males	Females
Total	505,296	2,398,957	1,215,487	1,183,470
Regular	493,739	2,206,067	1,118,222	1,087,845
Institutional/Census Functionaries	9,949	184,085	92,283	91,802
Homeless Household	395	2,331	1,221	1,110
Homeless Person	289	1,133	757	376
Nomadic Household	592	2,530	1,439	1,091
Transient Persons/Household	197	1,740	972	768
Fishing and Hunting Persons/Household	135	1,071	593	478

Ado Ekiti LGA				
Type of Household	Total Number of Households	Sex		
		Both Sexes	Males	Females
Total	62,794	313,690	162,563	151,127
Regular	57,408	251,504	127,362	124,142
Institutional/Census Functionaries	4,810	59,230	33,423	25,807
Homeless Household	137	827	431	396
Homeless Person	182	776	529	247
Nomadic Household	153	657	393	264
Transient Persons/Household	93	618	371	247
Fishing and Hunting Persons/Household	11	78	54	24

Aiyekire LGA				
Type of Household	Total Number of Households	Sex		
		Both Sexes	Males	Females
Total	32,586	147,999	75,342	72,657
Regular	32,157	140,594	71,380	69,214
Institutional/Census Functionaries	368	6,975	3,728	3,247
Homeless Household	9	81	44	37
Homeless Person	4	18	14	4
Nomadic Household	5	15	13	2
Transient Persons/Household	22	175	83	92
Fishing and Hunting Persons/Household	21	141	80	61

Table HH1: Distribution of Population by Type of Household and Sex

Efon LGA				
Type of Household	Total Number of Households	Sex		
		Both Sexes	Males	Females
Total	18,720	87,187	43,587	43,600
Regular	18,515	82,012	41,502	40,510
Institutional/Census Functionaries	190	5,102	2,048	3,054
Homeless Household	7	24	14	10
Homeless Person	1	1	1	-
Nomadic Household	2	4	3	1
Transient Persons/Household	5	44	19	25
Fishing and Hunting Persons/Household				

Ekiti East LGA				
Type of Household	Total Number of Households	Sex		
		Both Sexes	Males	Females
Total	30,905	138,340	70,022	68,318
Regular	30,736	135,988	68,781	67,207
Institutional/Census Functionaries	134	2,134	1,120	1,014
Homeless Household	17	104	52	52
Homeless Person	7	33	24	9
Nomadic Household	1	3	1	2
Transient Persons/Household	5	35	21	14
Fishing and Hunting Persons/Household	5	43	23	20

Ekiti South West LGA				
Type of Household	Total Number of Households	Sex		
		Both Sexes	Males	Females
Total	35,676	165,087	83,416	81,671
Regular	35,526	162,374	82,022	80,352
Institutional/Census Functionaries	126	2,573	1,305	1,268
Homeless Household	4	50	28	22
Homeless Person	7	14	11	3
Nomadic Household	6	28	20	8
Transient Persons/Household	4	24	17	7
Fishing and Hunting Persons/Household	3	24	13	11

Ekiti West LGA				
Type of Household	Total Number of Households	Sex		
		Both Sexes	Males	Females
Total	38,946	179,600	91,241	88,359
Regular	38,537	173,591	88,027	85,564
Institutional/Census Functionaries	377	5,841	3,120	2,721
Homeless Household	6	21	9	12
Homeless Person	9	34	20	14
Nomadic Household	5	14	12	2
Transient Persons/Household	10	83	45	38
Fishing and Hunting Persons/Household	2	16	8	8

Emure LGA				
Type of Household	Total Number of Households	Sex		
		Both Sexes	Males	Females
Total	19,311	94,264	47,767	46,497
Regular	19,145	92,277	46,661	45,616
Institutional/Census Functionaries	131	1,821	1,005	816
Homeless Household	14	66	42	24
Homeless Person	14	59	37	22
Nomadic Household	3	11	8	3
Transient Persons/Household	2	14	6	8
Fishing and Hunting Persons/Household	2	16	8	8

Table HH1: Distribution of Population by Type of Household and Sex

Ido-Osi LGA				
Type of Household	Total Number of Households	Sex		
		Both Sexes	Males	Females
Total	32,712	160,001	81,461	78,540
Regular	31,991	143,763	72,663	71,100
Institutional/Census Functionaries	627	15,708	8,521	7,187
Homeless Household	23	105	57	48
Homeless Person	13	27	15	12
Nomadic Household	33	175	89	86
Transient Persons/Household	6	74	29	45
Fishing and Hunting Persons/Household	19	149	87	62

Ijero LGA				
Type of Household	Total Number of Households	Sex		
		Both Sexes	Males	Females
Total	49,574	221,873	112,363	109,510
Regular	49,312	218,007	110,291	107,716
Institutional/Census Functionaries	193	3,425	1,836	1,589
Homeless Household	30	190	102	88
Homeless Person	10	52	33	19
Nomadic Household	14	81	45	36
Transient Persons/Household	10	71	36	35
Fishing and Hunting Persons/Household	5	47	20	27

Ikere LGA				
Type of Household	Total Number of Households	Sex		
		Both Sexes	Males	Females
Total	24,820	148,558	69,252	79,306
Regular	23,651	106,294	53,470	52,824
Institutional/Census Functionaries	1,071	41,542	15,412	26,130
Homeless Household	39	223	111	112
Homeless Person	13	13	9	4
Nomadic Household	4	55	20	35
Transient Persons/Household	18	146	87	59
Fishing and Hunting Persons/Household	24	285	143	142

Ikole LGA				
Type of Household	Total Number of Households	Sex		
		Both Sexes	Males	Females
Total	35,486	170,414	86,873	83,541
Regular	34,881	159,570	80,975	78,595
Institutional/Census Functionaries	399	9,983	5,419	4,564
Homeless Household	47	212	119	93
Homeless Person	12	34	27	7
Nomadic Household	116	398	217	181
Transient Persons/Household	1	8	2	6
Fishing and Hunting Persons/Household	30	209	114	95

Ilejemeji LGA				
Type of Household	Total Number of Households	Sex		
		Both Sexes	Males	Females
Total	9,244	43,459	22,010	21,449
Regular	9,094	40,047	20,246	19,801
Institutional/Census Functionaries	135	3,341	1,727	1,614
Homeless Household	3	14	5	9
Homeless Person	2	13	7	6
Nomadic Household	7	27	14	13
Transient Persons/Household	-	-	-	-
Fishing and Hunting Persons/Household	3	17	11	6

Table HH1: Distribution of Population by Type of Household and Sex

Irepodun/Ifelodun LGA				
Type of Household	Total Number of Households	Sex		
		Both Sexes	Males	Females
Total	27,905	131,330	66,289	65,041
Regular	27,307	121,917	61,682	60,235
Institutional/Census Functionaries	561	9,214	4,496	4,718
Homeless Household	10	60	25	35
Homeless Person	6	22	14	8
Nomadic Household	17	90	54	36
Transient Persons/Household	1	4	3	1
Fishing and Hunting Persons/Household	3	23	15	8

Ise/Orun LGA				
Type of Household	Total Number of Households	Sex		
		Both Sexes	Males	Females
Total	24,778	113,951	57,743	56,208
Regular	24,399	108,255	54,667	53,588
Institutional/Census Functionaries	269	4,813	2,588	2,225
Homeless Household	18	170	91	79
Homeless Person	4	20	7	13
Nomadic Household	73	313	183	130
Transient Persons/Household	15	380	207	173
Fishing and Hunting Persons/Household				

Moba LGA				
Type of Household	Total Number of Households	Sex		
		Both Sexes	Males	Females
Total	31,517	145,408	75,747	69,661
Regular	31,263	137,429	71,526	65,903
Institutional/Census Functionaries	207	7,779	4,108	3,671
Homeless Household	3	15	3	12
Homeless Person	4	9	5	4
Nomadic Household	37	158	94	64
Transient Persons/Household	1	7	4	3
Fishing and Hunting Persons/Household	2	11	7	4

Oye LGA				
Type of Household	Total Number of Households	Sex		
		Both Sexes	Males	Females
Total	30,322	137,796	69,811	67,985
Regular	29,817	132,445	66,967	65,478
Institutional/Census Functionaries	351	4,604	2,427	2,177
Homeless Household	28	169	88	81
Homeless Person	1	8	4	4
Nomadic Household	116	501	273	228
Transient Persons/Household	4	57	42	15
Fishing and Hunting Persons/Household	5	12	10	2

Table HH1: Distribution of Population by Type of Household and Sex

ENUGU STATE

Table HH1: Distribution of Population by Type of Household and Sex

ENUGU STATE				
Type of Household	Total Number of Households	Sex		
		Both Sexes	Males	Females
Total	734,569	3,267,837	1,596,042	1,671,795
Regular	725,767	3,188,441	1,555,930	1,632,511
Institutional/Census Functionaries	6,816	70,404	35,002	35,402
Homeless Household	448	2,161	1,210	951
Homeless Person	481	1,658	952	706
Nomadic Household	437	1,840	1,045	795
Transient Persons/Household	512	2,757	1,577	1,180
Fishing and Hunting Persons/Household	108	576	326	250

Aninri LGA				
Type of Household	Total Number of Households	Sex		
		Both Sexes	Males	Females
Total	28,828	136,221	66,225	69,996
Regular	28,599	134,950	65,540	69,410
Institutional/Census Functionaries	166	957	511	446
Homeless Household	15	70	40	30
Homeless Person	13	39	14	25
Nomadic Household	18	84	57	27
Transient Persons/Household	15	110	60	50
Fishing and Hunting Persons/Household	2	11	3	8

Awgu LGA				
Type of Household	Total Number of Households	Sex		
		Both Sexes	Males	Females
Total	47,838	197,292	96,132	101,160
Regular	47,586	196,125	95,608	100,517
Institutional/Census Functionaries	177	939	398	541
Homeless Household	7	35	20	15
Homeless Person	13	34	19	15
Nomadic Household	44	128	71	57
Transient Persons/Household	6	13	8	5
Fishing and Hunting Persons/Household	5	18	8	10

Table HH1: Distribution of Population by Type of Household and Sex

Enugu East LGA				
Type of Household	Total Number of Households	Sex		
		Both Sexes	Males	Females
Total	65,425	277,119	131,214	145,905
Regular	64,411	269,476	127,285	142,191
Institutional/Census Functionaries	830	6,928	3,543	3,385
Homeless Household	74	359	189	170
Homeless Person	35	66	32	34
Nomadic Household	25	105	58	47
Transient Persons/Household	45	171	100	71
Fishing and Hunting Persons/Household	5	14	7	7

Enugu North LGA				
Type of Household	Total Number of Households	Sex		
		Both Sexes	Males	Females
Total	59,566	242,140	118,895	123,245
Regular	57,615	225,329	109,425	115,904
Institutional/Census Functionaries	1,789	15,900	8,875	7,025
Homeless Household	31	152	110	42
Homeless Person	28	76	45	31
Nomadic Household	13	49	35	14
Transient Persons/Household	87	628	400	228
Fishing and Hunting Persons/Household	3	6	5	1

Enugu South LGA				
Type of Household	Total Number of Households	Sex		
		Both Sexes	Males	Females
Total	48,070	198,032	93,758	104,274
Regular	47,396	193,393	91,018	102,375
Institutional/Census Functionaries	519	3,779	2,251	1,528
Homeless Household	29	137	89	48
Homeless Person	32	62	47	15
Nomadic Household	28	246	122	124
Transient Persons/Household	63	401	219	182
Fishing and Hunting Persons/Household	3	14	12	2

Ezeagu LGA				
Type of Household	Total Number of Households	Sex		
		Both Sexes	Males	Females
Total	37,408	170,603	84,466	86,137
Regular	37,139	168,728	83,440	85,288
Institutional/Census Functionaries	157	1,343	699	644
Homeless Household	27	125	60	65
Homeless Person	51	255	170	85
Nomadic Household	10	25	20	5
Transient Persons/Household	20	111	67	44
Fishing and Hunting Persons/Household	4	16	10	6

Igbo-Etiti LGA				
Type of Household	Total Number of Households	Sex		
		Both Sexes	Males	Females
Total	45,685	208,333	105,262	103,071
Regular	45,395	206,022	103,876	102,146
Institutional/Census Functionaries	188	1,799	1,126	673
Homeless Household	18	92	55	37
Homeless Person	14	73	40	33
Nomadic Household	50	197	99	98
Transient Persons/Household	19	148	65	83
Fishing and Hunting Persons/Household	1	2	1	1

Table HH1: Distribution of Population by Type of Household and Sex

Igbo-Eze North LGA				
Type of Household	Total Number of Households	Sex		
		Both Sexes	Males	Females
Total	55,538	258,829	126,069	132,760
Regular	55,066	254,748	123,980	130,768
Institutional/Census Functionaries	325	3,365	1,653	1,712
Homeless Household	46	232	138	94
Homeless Person	24	195	117	78
Nomadic Household	57	175	116	59
Transient Persons/Household	18	98	58	40
Fishing and Hunting Persons/Household	2	16	7	9

Igbo-Eze South LGA				
Type of Household	Total Number of Households	Sex		
		Both Sexes	Males	Females
Total	32,172	147,364	72,619	74,745
Regular	32,045	146,239	72,118	74,121
Institutional/Census Functionaries	102	1,016	437	579
Homeless Household	7	30	13	17
Homeless Person	9	17	13	4
Nomadic Household	2	10	8	2
Transient Persons/Household	6	44	25	19
Fishing and Hunting Persons/Household	1	8	5	3

Isi-Uzo LGA				
Type of Household	Total Number of Households	Sex		
		Both Sexes	Males	Females
Total	31,972	148,597	72,497	76,100
Regular	31,567	142,923	70,416	72,507
Institutional/Census Functionaries	292	5,058	1,747	3,311
Homeless Household	18	93	56	37
Homeless Person	31	151	85	66
Nomadic Household	28	168	91	77
Transient Persons/Household	13	57	30	27
Fishing and Hunting Persons/Household	23	147	72	75

Nkanu East LGA				
Type of Household	Total Number of Households	Sex		
		Both Sexes	Males	Females
Total	33,954	153,591	75,008	78,583
Regular	33,699	150,936	73,551	77,385
Institutional/Census Functionaries	123	2,107	1,154	953
Homeless Household	52	258	131	127
Homeless Person	39	92	54	38
Nomadic Household	17	98	56	42
Transient Persons/Household	16	55	34	21
Fishing and Hunting Persons/Household	8	45	28	17

Nkanu West LGA				
Type of Household	Total Number of Households	Sex		
		Both Sexes	Males	Females
Total	32,667	147,385	72,706	74,679
Regular	32,298	144,934	71,200	73,734
Institutional/Census Functionaries	236	2,021	1,255	766
Homeless Household	12	72	33	39
Homeless Person	30	72	33	39
Nomadic Household	68	172	117	55
Transient Persons/Household	15	71	43	28
Fishing and Hunting Persons/Household	8	43	25	18

Table HH1: Distribution of Population by Type of Household and Sex

Nsukka LGA				
Type of Household	Total Number of Households	Sex		
		Both Sexes	Males	Females
Total	64,783	309,448	149,418	160,030
Regular	63,603	291,533	141,838	149,695
Institutional/Census Functionaries	1,030	17,433	7,289	10,144
Homeless Household	20	93	58	35
Homeless Person	40	112	59	53
Nomadic Household	12	39	29	10
Transient Persons/Household	71	201	121	80
Fishing and Hunting Persons/Household	7	37	24	13

Oji-River LGA				
Type of Household	Total Number of Households	Sex		
		Both Sexes	Males	Females
Total	31,720	128,741	61,719	67,022
Regular	31,467	126,861	60,849	66,012
Institutional/Census Functionaries	195	1,696	770	926
Homeless Household	16	60	26	34
Homeless Person	14	44	26	18
Nomadic Household	10	30	20	10
Transient Persons/Household	17	48	27	21
Fishing and Hunting Persons/Household	1	2	1	1

Udenu LGA				
Type of Household	Total Number of Households	Sex		
		Both Sexes	Males	Females
Total	38,236	178,687	88,381	90,306
Regular	37,879	175,391	86,770	88,621
Institutional/Census Functionaries	264	2,662	1,290	1,372
Homeless Household	28	151	83	68
Homeless Person	19	103	53	50
Nomadic Household	10	56	36	20
Transient Persons/Household	29	270	123	147
Fishing and Hunting Persons/Household	7	54	26	28

Udi LGA				
Type of Household	Total Number of Households	Sex		
		Both Sexes	Males	Females
Total	52,675	238,305	117,914	120,391
Regular	52,109	234,360	115,619	118,741
Institutional/Census Functionaries	342	2,975	1,785	1,190
Homeless Household	33	128	72	56
Homeless Person	77	234	123	111
Nomadic Household	38	242	97	145
Transient Persons/Household	63	293	178	115
Fishing and Hunting Persons/Household	13	73	40	33

Uzo-Uwani LGA				
Type of Household	Total Number of Households	Sex		
		Both Sexes	Males	Females
Total	28,032	127,150	63,759	63,391
Regular	27,893	126,493	63,397	63,096
Institutional/Census Functionaries	81	426	219	207
Homeless Household	15	74	37	37
Homeless Person	12	33	22	11
Nomadic Household	7	16	13	3
Transient Persons/Household	9	38	19	19
Fishing and Hunting Persons/Household	15	70	52	18

Table HH1: Distribution of Population by Type of Household and Sex

GOMBE STATE

Table HH1: Distribution of Population by Type of Household and Sex

GOMBE STATE				
Type of Household	Total Number of Households	Sex		
		Both Sexes	Males	Females
Total	433,737	2,365,040	1,244,228	1,120,812
Regular	419,226	2,146,322	1,080,176	1,066,146
Institutional/Census Functionaries	8,119	184,798	145,471	39,327
Homeless Household	578	3,331	1,779	1,552
Homeless Person	528	2,367	1,802	565
Nomadic Household	5,037	26,053	13,509	12,544
Transient Persons/Household	162	1,403	973	430
Fishing and Hunting Persons/Household	87	766	518	248

Akko LGA				
Type of Household	Total Number of Households	Sex		
		Both Sexes	Males	Females
Total	61,850	337,435	177,515	159,920
Regular	59,459	307,793	155,109	152,684
Institutional/Census Functionaries	1,178	23,661	19,246	4,415
Homeless Household	83	439	228	211
Homeless Person	112	385	276	109
Nomadic Household	989	4,969	2,528	2,441
Transient Persons/Household	23	172	117	55
Fishing and Hunting Persons/Household	6	16	11	5

Balanga LGA				
Type of Household	Total Number of Households	Sex		
		Both Sexes	Males	Females
Total	39,565	211,490	108,494	102,996
Regular	38,267	195,161	97,760	97,401
Institutional/Census Functionaries	571	12,738	8,769	3,969
Homeless Household	75	383	183	200
Homeless Person	110	276	189	87
Nomadic Household	505	2,692	1,456	1,236
Transient Persons/Household	16	85	44	41
Fishing and Hunting Persons/Household	21	155	93	62

Table HH1: Distribution of Population by Type of Household and Sex

Billiri LGA				
Type of Household	Total Number of Households	Sex		
		Both Sexes	Males	Females
Total	38,760	202,680	103,201	99,479
Regular	38,172	193,395	97,574	95,821
Institutional/Census Functionaries	338	7,915	4,886	3,029
Homeless Household	17	101	55	46
Homeless Person	7	59	39	20
Nomadic Household	212	1,075	564	511
Transient Persons/Household	10	88	57	31
Fishing and Hunting Persons/Household	4	47	26	21

Dukku LGA				
Type of Household	Total Number of Households	Sex		
		Both Sexes	Males	Females
Total	38,623	207,658	107,583	100,075
Regular	37,810	193,405	97,388	96,017
Institutional/Census Functionaries	520	12,733	9,406	3,327
Homeless Household	18	115	62	53
Homeless Person	21	89	58	31
Nomadic Household	238	1,179	576	603
Transient Persons/Household	9	98	64	34
Fishing and Hunting Persons/Household	7	39	29	10

Funakaye LGA				
Type of Household	Total Number of Households	Sex		
		Both Sexes	Males	Females
Total	41,016	237,687	132,054	105,633
Regular	39,214	200,316	100,871	99,445
Institutional/Census Functionaries	1,315	34,664	29,593	5,071
Homeless Household	177	951	505	446
Homeless Person	55	254	210	44
Nomadic Household	211	999	491	508
Transient Persons/Household	36	449	352	97
Fishing and Hunting Persons/Household	8	54	32	22

Gombe LGA				
Type of Household	Total Number of Households	Sex		
		Both Sexes	Males	Females
Total	46,112	266,844	146,721	120,123
Regular	44,247	232,379	117,805	114,574
Institutional/Census Functionaries	1,626	32,994	27,820	5,174
Homeless Household	74	392	238	154
Homeless Person	113	771	671	100
Nomadic Household	21	117	57	60
Transient Persons/Household	27	158	115	43
Fishing and Hunting Persons/Household	4	33	15	18

Kaltungo LGA				
Type of Household	Total Number of Households	Sex		
		Both Sexes	Males	Females
Total	30,489	160,392	80,177	80,215
Regular	29,193	146,206	73,770	72,436
Institutional/Census Functionaries	431	9,008	3,651	5,357
Homeless Household	57	463	248	215
Homeless Person	25	109	78	31
Nomadic Household	759	4,257	2,152	2,105
Transient Persons/Household	13	129	82	47
Fishing and Hunting Persons/Household	11	220	196	24

Table HH1: Distribution of Population by Type of Household and Sex

Kwami LGA				
Type of Household	Total Number of Households	Sex		
		Both Sexes	Males	Females
Total	36,685	193,995	99,778	94,217
Regular	35,748	183,643	92,018	91,625
Institutional/Census Functionaries	481	7,922	6,412	1,510
Homeless Household	12	46	29	17
Homeless Person	37	164	114	50
Nomadic Household	391	2,103	1,129	974
Transient Persons/Household	8	60	45	15
Fishing and Hunting Persons/Household	8	57	31	26

Nafada LGA				
Type of Household	Total Number of Households	Sex		
		Both Sexes	Males	Females
Total	23,948	140,185	79,009	61,176
Regular	22,530	115,126	58,153	56,973
Institutional/Census Functionaries	633	21,373	18,857	2,516
Homeless Household	23	168	96	72
Homeless Person	13	61	36	25
Nomadic Household	737	3,353	1,819	1,534
Transient Persons/Household	3	31	9	22
Fishing and Hunting Persons/Household	9	73	39	34

Shomgom LGA				
Type of Household	Total Number of Households	Sex		
		Both Sexes	Males	Females
Total	28,922	150,948	76,450	74,498
Regular	27,838	140,843	70,861	69,982
Institutional/Census Functionaries	220	5,294	3,084	2,210
Homeless Household	30	200	93	107
Homeless Person	18	133	84	49
Nomadic Household	807	4,373	2,248	2,125
Transient Persons/Household	6	84	62	22
Fishing and Hunting Persons/Household	3	21	18	3

Yamaltu/Deba LGA				
Type of Household	Total Number of Households	Sex		
		Both Sexes	Males	Females
Total	47,767	255,726	133,246	122,480
Regular	46,748	238,055	118,867	119,188
Institutional/Census Functionaries	806	16,496	13,747	2,749
Homeless Household	12	73	42	31
Homeless Person	17	66	47	19
Nomadic Household	167	936	489	447
Transient Persons/Household	11	49	26	23
Fishing and Hunting Persons/Household	6	51	28	23

Table HH1: Distribution of Population by Type of Household and Sex

IMO STATE

Table HH1: Distribution of Population by Type of Household and Sex

IMO STATE				
Type of Household	Total Number of Households	Sex		
		Both Sexes	Males	Females
Total	848,035	3,927,563	1,976,471	1,951,092
Regular	837,195	3,795,337	1,909,783	1,885,554
Institutional/Census Functionaries	8,898	121,657	60,640	61,017
Homeless Household	610	3,076	1,612	1,464
Homeless Person	516	1,937	1,131	806
Nomadic Household	230	1,044	585	459
Transient Persons/Household	528	4,116	2,503	1,613
Fishing and Hunting Persons/Household	58	396	217	179

Aboh-Mbaise LGA				
Type of Household	Total Number of Households	Sex		
		Both Sexes	Males	Females
Total	42,106	194,779	98,480	96,299
Regular	41,830	192,205	97,173	95,032
Institutional/Census Functionaries	217	2,299	1,170	1,129
Homeless Household	20	96	54	42
Homeless Person	12	29	15	14
Nomadic Household	12	70	24	46
Transient Persons/Household	13	71	42	29
Fishing and Hunting Persons/Household	2	9	2	7

Ahiazu-Mbaise LGA				
Type of Household	Total Number of Households	Sex		
		Both Sexes	Males	Females
Total	36,842	170,824	86,326	84,498
Regular	36,606	168,568	85,087	83,481
Institutional/Census Functionaries	192	2,062	1,131	931
Homeless Household	17	81	43	38
Homeless Person	13	43	25	18
Nomadic Household	11	46	26	20
Transient Persons/Household	1	8	6	2
Fishing and Hunting Persons/Household	2	16	8	8

Table HH1: Distribution of Population by Type of Household and Sex

Ehime-Mbano LGA				
Type of Household	Total Number of Households	Sex		
		Both Sexes	Males	Females
Total	28,520	130,575	65,237	65,338
Regular	28,242	125,712	63,270	62,442
Institutional/Census Functionaries	219	4,335	1,648	2,687
Homeless Household	25	122	67	55
Homeless Person	8	45	23	22
Nomadic Household	12	57	31	26
Transient Persons/Household	12	289	189	100
Fishing and Hunting Persons/Household	2	15	9	6

Ezinihitte LGA				
Type of Household	Total Number of Households	Sex		
		Both Sexes	Males	Females
Total	35,511	168,767	84,725	84,042
Regular	35,221	165,250	83,054	82,196
Institutional/Census Functionaries	243	3,350	1,572	1,778
Homeless Household	12	65	41	24
Homeless Person	15	29	19	10
Nomadic Household	7	12	4	8
Transient Persons/Household	11	49	28	21
Fishing and Hunting Persons/Household	2	12	7	5

Ideato North LGA				
Type of Household	Total Number of Households	Sex		
		Both Sexes	Males	Females
Total	33,816	156,161	78,753	77,408
Regular	33,448	150,431	75,877	74,554
Institutional/Census Functionaries	325	5,516	2,749	2,767
Homeless Household	12	38	22	16
Homeless Person	9	44	29	15
Nomadic Household	5	18	9	9
Transient Persons/Household	16	106	63	43
Fishing and Hunting Persons/Household	1	8	4	4

Ideato South LGA				
Type of Household	Total Number of Households	Sex		
		Both Sexes	Males	Females
Total	36,130	159,654	81,125	78,529
Regular	35,973	157,250	79,607	77,643
Institutional/Census Functionaries	125	2,264	1,446	818
Homeless Household	16	60	30	30
Homeless Person	7	26	16	10
Nomadic Household	5	23	9	14
Transient Persons/Household	3	23	12	11
Fishing and Hunting Persons/Household	1	8	5	3

Ihitte/Uboma LGA				
Type of Household	Total Number of Households	Sex		
		Both Sexes	Males	Females
Total	25,832	119,419	60,492	58,927
Regular	25,654	116,287	59,050	57,237
Institutional/Census Functionaries	162	3,079	1,415	1,664
Homeless Household	3	11	5	6
Homeless Person	11	39	21	18
Nomadic Household	1	1	-	1
Transient Persons/Household	1	2	1	1
Fishing and Hunting Persons/Household	-	-	-	-

Table HH1: Distribution of Population by Type of Household and Sex

Ikeduru LGA				
Type of Household	Total Number of Households	Sex		
		Both Sexes	Males	Females
Total	32,833	149,737	75,025	74,712
Regular	32,453	146,923	73,563	73,360
Institutional/Census Functionaries	277	2,311	1,191	1,120
Homeless Household	24	121	57	64
Homeless Person	27	93	53	40
Nomadic Household	12	85	46	39
Transient Persons/Household	34	149	82	67
Fishing and Hunting Persons/Household	6	55	33	22

Isiala Mbano LGA				
Type of Household	Total Number of Households	Sex		
		Both Sexes	Males	Females
Total	43,721	197,921	100,835	97,086
Regular	43,462	193,376	97,859	95,517
Institutional/Census Functionaries	217	4,242	2,820	1,422
Homeless Household	4	20	11	9
Homeless Person	8	49	25	24
Nomadic Household	6	22	15	7
Transient Persons/Household	23	204	100	104
Fishing and Hunting Persons/Household	1	8	5	3

Isu LGA				
Type of Household	Total Number of Households	Sex		
		Both Sexes	Males	Females
Total	34,829	164,328	84,299	80,029
Regular	34,726	162,795	83,532	79,263
Institutional/Census Functionaries	77	1,397	698	699
Homeless Household	8	44	19	25
Homeless Person	6	21	11	10
Nomadic Household	6	31	14	17
Transient Persons/Household	3	19	11	8
Fishing and Hunting Persons/Household	3	21	14	7

Mbaitoli LGA				
Type of Household	Total Number of Households	Sex		
		Both Sexes	Males	Females
Total	51,166	237,474	118,959	118,515
Regular	50,726	233,986	117,198	116,788
Institutional/Census Functionaries	304	2,809	1,372	1,437
Homeless Household	36	139	70	69
Homeless Person	53	269	140	129
Nomadic Household	15	55	31	24
Transient Persons/Household	32	216	148	68
Fishing and Hunting Persons/Household	-	-	-	-

Ngor-Okpala LGA				
Type of Household	Total Number of Households	Sex		
		Both Sexes	Males	Females
Total	34,393	157,858	78,829	79,029
Regular	34,136	154,867	77,154	77,713
Institutional/Census Functionaries	207	2,797	1,560	1,237
Homeless Household	12	56	29	27
Homeless Person	21	62	40	22
Nomadic Household	5	22	18	4
Transient Persons/Household	8	26	13	13
Fishing and Hunting Persons/Household	4	28	15	13

Table HH1: Distribution of Population by Type of Household and Sex

Njaba LGA				
Type of Household	Total Number of Households	Sex		
		Both Sexes	Males	Females
Total	30,741	143,485	72,401	71,084
Regular	30,494	138,486	69,940	68,546
Institutional/Census Functionaries	187	4,634	2,258	2,376
Homeless Household	19	91	38	53
Homeless Person	10	15	9	6
Nomadic Household	19	89	54	35
Transient Persons/Household	11	165	100	65
Fishing and Hunting Persons/Household	1	5	2	3

Nkwerre LGA				
Type of Household	Total Number of Households	Sex		
		Both Sexes	Males	Females
Total	16,295	80,270	40,845	39,425
Regular	15,955	74,373	37,902	36,471
Institutional/Census Functionaries	278	5,516	2,751	2,765
Homeless Household	8	39	22	17
Homeless Person	13	84	44	40
Nomadic Household	4	26	14	12
Transient Persons/Household	37	232	112	120
Fishing and Hunting Persons/Household	-	-	-	-

Nwangele LGA				
Type of Household	Total Number of Households	Sex		
		Both Sexes	Males	Females
Total	27,688	127,691	65,022	62,669
Regular	27,395	124,502	63,379	61,123
Institutional/Census Functionaries	236	2,880	1,455	1,425
Homeless Household	8	31	18	13
Homeless Person	11	48	29	19
Nomadic Household	23	96	57	39
Transient Persons/Household	12	109	66	43
Fishing and Hunting Persons/Household	3	25	18	7

Obowo LGA				
Type of Household	Total Number of Households	Sex		
		Both Sexes	Males	Females
Total	26,236	117,432	58,204	59,228
Regular	26,087	114,298	57,364	56,934
Institutional/Census Functionaries	136	3,050	796	2,254
Homeless Household	6	39	21	18
Homeless Person	2	9	5	4
Nomadic Household	2	13	4	9
Transient Persons/Household	1	8	4	4
Fishing and Hunting Persons/Household	2	15	10	5

Oguta LGA				
Type of Household	Total Number of Households	Sex		
		Both Sexes	Males	Females
Total	30,024	142,340	72,549	69,791
Regular	29,813	139,952	71,139	68,813
Institutional/Census Functionaries	182	2,261	1,343	918
Homeless Household	5	19	6	13
Homeless Person	11	51	34	17
Nomadic Household	6	20	13	7
Transient Persons/Household	5	22	7	15
Fishing and Hunting Persons/Household	2	15	7	8

Table HH1: Distribution of Population by Type of Household and Sex

Ohaji/Egbema LGA				
Type of Household	Total Number of Households	Sex		
		Both Sexes	Males	Females
Total	39,151	182,891	92,604	90,287
Regular	38,629	176,767	89,304	87,463
Institutional/Census Functionaries	407	5,517	2,962	2,555
Homeless Household	60	328	182	146
Homeless Person	27	91	55	36
Nomadic Household	10	63	36	27
Transient Persons/Household	11	73	42	31
Fishing and Hunting Persons/Household	7	52	23	29

Okigwe LGA				
Type of Household	Total Number of Households	Sex		
		Both Sexes	Males	Females
Total	28,153	132,701	67,660	65,041
Regular	27,639	127,452	64,679	62,773
Institutional/Census Functionaries	396	4,682	2,677	2,005
Homeless Household	85	412	214	198
Homeless Person	18	96	53	43
Nomadic Household	6	18	17	1
Transient Persons/Household	8	36	18	18
Fishing and Hunting Persons/Household	1	5	2	3

Orlu LGA				
Type of Household	Total Number of Households	Sex		
		Both Sexes	Males	Females
Total	29,361	142,792	69,632	73,160
Regular	28,980	133,949	66,687	67,262
Institutional/Census Functionaries	350	8,731	2,878	5,853
Homeless Household	8	33	19	14
Homeless Person	10	20	10	10
Nomadic Household	1	7	4	3
Transient Persons/Household	12	52	34	18
Fishing and Hunting Persons/Household	-	-	-	-

Orsu LGA				
Type of Household	Total Number of Households	Sex		
		Both Sexes	Males	Females
Total	25,920	120,224	60,490	59,734
Regular	25,695	117,678	59,256	58,422
Institutional/Census Functionaries	188	2,334	1,110	1,224
Homeless Household	7	33	13	20
Homeless Person	4	13	9	4
Nomadic Household	10	45	34	11
Transient Persons/Household	12	94	56	38
Fishing and Hunting Persons/Household	4	27	12	15

Oru East LGA				
Type of Household	Total Number of Households	Sex		
		Both Sexes	Males	Females
Total	23,444	111,743	56,148	55,595
Regular	23,226	108,720	54,524	54,196
Institutional/Census Functionaries	167	2,777	1,502	1,275
Homeless Household	20	97	41	56
Homeless Person	12	53	26	27
Nomadic Household	5	29	17	12
Transient Persons/Household	9	43	22	21
Fishing and Hunting Persons/Household	5	24	16	8

Table HH1: Distribution of Population by Type of Household and Sex

Oru West LGA				
Type of Household	Total Number of Households	Sex		
		Both Sexes	Males	Females
Total	24,089	115,704	59,108	56,596
Regular	23,819	107,422	54,294	53,128
Institutional/Census Functionaries	212	7,906	4,624	3,282
Homeless Household	10	56	22	34
Homeless Person	4	27	16	11
Nomadic Household	13	60	34	26
Transient Persons/Household	30	225	114	111
Fishing and Hunting Persons/Household	1	8	4	4

Owerri North LGA				
Type of Household	Total Number of Households	Sex		
		Both Sexes	Males	Females
Total	38,007	176,334	87,094	89,240
Regular	37,048	167,722	81,902	85,820
Institutional/Census Functionaries	758	7,179	4,283	2,896
Homeless Household	59	318	181	137
Homeless Person	49	130	88	42
Nomadic Household	5	14	7	7
Fishing and Hunting Persons/Household	3	13	5	8

Owerri West LGA				
Type of Household	Total Number of Households	Sex		
		Both Sexes	Males	Females
Total	26,218	101,754	49,968	51,786
Regular	24,673	92,422	45,402	47,020
Institutional/Census Functionaries	1,484	9,103	4,442	4,661
Homeless Household	13	59	31	28
Homeless Person	13	35	26	9
Nomadic Household	15	63	28	35
Transient Persons/Household	19	69	37	32
Fishing and Hunting Persons/Household	1	3	2	1

Owerri-Municipal LGA				
Type of Household	Total Number of Households	Sex		
		Both Sexes	Males	Females
Total	25,858	125,337	60,882	64,455
Regular	24,282	107,526	52,360	55,166
Institutional/Census Functionaries	1,203	15,800	7,300	8,500
Homeless Household	108	643	345	298
Homeless Person	139	508	305	203
Nomadic Household	12	53	37	16
Transient Persons/Household	112	798	531	267
Fishing and Hunting Persons/Household	2	9	4	5

Unuimo LGA				
Type of Household	Total Number of Households	Sex		
		Both Sexes	Males	Females
Total	21,151	99,368	50,779	48,589
Regular	20,983	96,418	49,227	47,191
Institutional/Census Functionaries	149	2,826	1,487	1,339
Homeless Household	5	25	11	14
Homeless Person	3	8	5	3
Nomadic Household	2	6	2	4
Transient Persons/Household	7	70	37	33
Fishing and Hunting Persons/Household	2	15	10	5

Table HH1: Distribution of Population by Type of Household and Sex

JIGAWA STATE

Table HH1: Distribution of Population by Type of Household and Sex

JIGAWA STATE				
Type of Household	Total Number of Households	Sex		
		Both Sexes	Males	Females
Total	830,907	4,361,002	2,198,076	2,162,926
Regular	810,310	4,193,029	2,093,948	2,099,081
Institutional/Census Functionaries	7,561	103,019	69,674	33,345
Homeless Household	793	4,433	2,517	1,916
Homeless Person	840	2,900	2,003	897
Nomadic Household	10,797	53,891	27,666	26,225
Transient Persons/Household	445	2,715	1,689	1,026
Fishing and Hunting Persons/Household	161	1,015	579	436

Auyo LGA				
Type of Household	Total Number of Households	Sex		
		Both Sexes	Males	Females
Total	24,937	132,268	67,409	64,859
Regular	24,056	126,692	64,019	62,673
Institutional/Census Functionaries	181	2,395	1,684	711
Homeless Household	29	144	81	63
Homeless Person	17	63	53	10
Nomadic Household	633	2,849	1,493	1,356
Transient Persons/Household	10	72	50	22
Fishing and Hunting Persons/Household	11	53	29	24

Babura LGA				
Type of Household	Total Number of Households	Sex		
		Both Sexes	Males	Females
Total	40,550	212,955	106,373	106,582
Regular	40,163	208,657	104,053	104,604
Institutional/Census Functionaries	259	3,582	1,950	1,632
Homeless Household	19	175	102	73
Homeless Person	23	85	46	39
Nomadic Household	77	401	192	209
Transient Persons/Household	7	39	18	21
Fishing and Hunting Persons/Household	2	16	12	4

Table HH1: Distribution of Population by Type of Household and Sex

Biriniwa LGA				
Type of Household	Total Number of Households	Sex		
		Both Sexes	Males	Females
Total	28,123	142,015	73,864	68,151
Regular	27,038	134,317	69,349	64,968
Institutional/Census Functionaries	257	3,214	2,126	1,088
Homeless Household	20	102	55	47
Homeless Person	15	35	27	8
Nomadic Household	776	4,195	2,200	1,995
Transient Persons/Household	13	121	84	37
Fishing and Hunting Persons/Household	4	31	23	8

Birnin Kudu LGA				
Type of Household	Total Number of Households	Sex		
		Both Sexes	Males	Females
Total	59,403	314,108	153,997	160,111
Regular	58,149	304,299	146,980	157,319
Institutional/Census Functionaries	735	7,170	5,611	1,559
Homeless Household	37	281	151	130
Homeless Person	70	194	138	56
Nomadic Household	359	1,815	926	889
Transient Persons/Household	37	246	138	108
Fishing and Hunting Persons/Household	16	103	53	50

Buji LGA				
Type of Household	Total Number of Households	Sex		
		Both Sexes	Males	Females
Total	18,534	97,284	48,984	48,300
Regular	17,861	93,068	46,427	46,641
Institutional/Census Functionaries	128	1,292	1,000	292
Homeless Household	2	11	6	5
Homeless Person	4	19	15	4
Nomadic Household	476	2,705	1,419	1,286
Transient Persons/Household	63	189	117	72
Fishing and Hunting Persons/Household	-	-	-	-

Dutse LGA				
Type of Household	Total Number of Households	Sex		
		Both Sexes	Males	Females
Total	47,141	251,135	125,773	125,362
Regular	45,779	241,073	118,802	122,271
Institutional/Census Functionaries	623	6,647	5,169	1,478
Homeless Household	76	399	214	185
Homeless Person	85	226	169	57
Nomadic Household	528	2,613	1,326	1,287
Transient Persons/Household	37	113	61	52
Fishing and Hunting Persons/Household	13	64	32	32

Gagarawa LGA				
Type of Household	Total Number of Households	Sex		
		Both Sexes	Males	Females
Total	15,618	82,153	41,529	40,624
Regular	15,051	78,740	39,590	39,150
Institutional/Census Functionaries	137	1,291	845	446
Homeless Household	12	53	33	20
Homeless Person	18	49	28	21
Nomadic Household	395	1,995	1,017	978
Transient Persons/Household	3	20	12	8
Fishing and Hunting Persons/Household	2	5	4	1

Table HH1: Distribution of Population by Type of Household and Sex

Garki LGA				
Type of Household	Total Number of Households	Sex		
		Both Sexes	Males	Females
Total	30,535	150,261	74,730	75,531
Regular	29,989	146,681	72,649	74,032
Institutional/Census Functionaries	162	1,710	1,107	603
Homeless Household	17	97	55	42
Homeless Person	24	75	50	25
Nomadic Household	335	1,664	853	811
Transient Persons/Household	4	12	5	7
Fishing and Hunting Persons/Household	4	22	11	11

Gumel LGA				
Type of Household	Total Number of Households	Sex		
		Both Sexes	Males	Females
Total	19,562	106,371	54,865	51,506
Regular	18,812	96,989	48,780	48,209
Institutional/Census Functionaries	427	7,766	5,094	2,672
Homeless Household	137	744	448	296
Homeless Person	98	387	285	102
Nomadic Household	71	331	155	176
Transient Persons/Household	15	138	91	47
Fishing and Hunting Persons/Household	2	16	12	4

Guri LGA				
Type of Household	Total Number of Households	Sex		
		Both Sexes	Males	Females
Total	21,421	113,363	58,426	54,937
Regular	20,255	105,381	53,717	51,664
Institutional/Census Functionaries	300	3,541	2,419	1,122
Homeless Household	28	123	91	32
Homeless Person	38	71	66	5
Nomadic Household	769	3,974	1,955	2,019
Transient Persons/Household	17	211	146	65
Fishing and Hunting Persons/Household	14	62	32	30

Gwaram LGA				
Type of Household	Total Number of Households	Sex		
		Both Sexes	Males	Females
Total	51,676	271,368	137,785	133,583
Regular	50,002	259,346	130,134	129,212
Institutional/Census Functionaries	443	6,064	4,458	1,606
Homeless Household	40	205	116	89
Homeless Person	27	113	69	44
Nomadic Household	1,143	5,506	2,925	2,581
Transient Persons/Household	11	71	42	29
Fishing and Hunting Persons/Household	10	63	41	22

Gwiwa LGA				
Type of Household	Total Number of Households	Sex		
		Both Sexes	Males	Females
Total	24,819	128,730	64,760	63,970
Regular	24,701	127,201	63,865	63,336
Institutional/Census Functionaries	101	1,443	842	601
Homeless Household	1	6	4	2
Homeless Person	9	36	23	13
Nomadic Household	3	20	9	11
Transient Persons/Household	2	11	10	1
Fishing and Hunting Persons/Household	2	13	7	6

Table HH1: Distribution of Population by Type of Household and Sex

Hadejia LGA				
Type of Household	Total Number of Households	Sex		
		Both Sexes	Males	Females
Total	18,718	104,286	54,171	50,115
Regular	18,355	98,141	49,898	48,243
Institutional/Census Functionaries	285	5,691	3,945	1,746
Homeless Household	15	66	48	18
Homeless Person	28	193	168	25
Nomadic Household	29	53	28	25
Transient Persons/Household	6	142	84	58
Fishing and Hunting Persons/Household	-	-	-	-

Jahun LGA				
Type of Household	Total Number of Households	Sex		
		Both Sexes	Males	Females
Total	44,577	229,882	113,694	116,188
Regular	44,038	225,077	111,211	113,866
Institutional/Census Functionaries	274	3,558	1,829	1,729
Homeless Household	25	136	81	55
Homeless Person	26	52	36	16
Nomadic Household	189	949	488	461
Transient Persons/Household	15	72	27	45
Fishing and Hunting Persons/Household	10	38	22	16

Kafin Hausa LGA				
Type of Household	Total Number of Households	Sex		
		Both Sexes	Males	Females
Total	52,167	267,284	135,012	132,272
Regular	50,940	259,126	130,375	128,751
Institutional/Census Functionaries	255	3,324	2,203	1,121
Homeless Household	43	243	133	110
Homeless Person	31	162	84	78
Nomadic Household	869	4,252	2,125	2,127
Transient Persons/Household	20	111	61	50
Fishing and Hunting Persons/Household	9	66	31	35

Kaugama LGA				
Type of Household	Total Number of Households	Sex		
		Both Sexes	Males	Females
Total	24,094	128,981	64,592	64,389
Regular	23,590	125,404	62,443	62,961
Institutional/Census Functionaries	145	1,822	1,199	623
Homeless Household	12	59	27	32
Homeless Person	15	36	26	10
Nomadic Household	295	1,505	787	718
Transient Persons/Household	33	128	100	28
Fishing and Hunting Persons/Household	4	27	10	17

Kazaure LGA				
Type of Household	Total Number of Households	Sex		
		Both Sexes	Males	Females
Total	29,778	161,161	82,513	78,648
Regular	29,179	150,821	75,965	74,856
Institutional/Census Functionaries	428	9,651	6,170	3,481
Homeless Household	24	177	95	82
Homeless Person	54	107	70	37
Nomadic Household	76	304	147	157
Transient Persons/Household	12	66	41	25
Fishing and Hunting Persons/Household	5	35	25	10

Table HH1: Distribution of Population by Type of Household and Sex

Kiri Kasamma LGA				
Type of Household	Total Number of Households	Sex		
		Both Sexes	Males	Females
Total	37,141	192,583	98,430	94,153
Regular	35,684	182,416	92,882	89,534
Institutional/Census Functionaries	189	3,980	2,381	1,599
Homeless Household	19	89	59	30
Homeless Person	17	66	38	28
Nomadic Household	1,209	5,841	2,967	2,874
Transient Persons/Household	9	62	29	33
Fishing and Hunting Persons/Household	14	129	74	55

Kiyawa LGA				
Type of Household	Total Number of Households	Sex		
		Both Sexes	Males	Females
Total	32,933	172,952	87,862	85,090
Regular	32,241	166,515	83,247	83,268
Institutional/Census Functionaries	357	4,891	3,737	1,154
Homeless Household	13	70	39	31
Homeless Person	21	57	40	17
Nomadic Household	267	1,262	710	552
Transient Persons/Household	28	127	73	54
Fishing and Hunting Persons/Household	6	30	16	14

Maigatari LGA				
Type of Household	Total Number of Households	Sex		
		Both Sexes	Males	Females
Total	33,562	177,057	89,722	87,335
Regular	32,709	171,077	86,096	84,981
Institutional/Census Functionaries	357	3,358	2,291	1,067
Homeless Household	19	115	57	58
Homeless Person	31	80	59	21
Nomadic Household	425	2,264	1,119	1,145
Transient Persons/Household	19	115	60	55
Fishing and Hunting Persons/Household	2	48	40	8

Malam Madori LGA				
Type of Household	Total Number of Households	Sex		
		Both Sexes	Males	Females
Total	29,965	164,791	85,165	79,626
Regular	29,081	155,857	79,326	76,531
Institutional/Census Functionaries	439	6,856	4,664	2,192
Homeless Household	47	236	134	102
Homeless Person	50	154	127	27
Nomadic Household	324	1,522	776	746
Transient Persons/Household	21	149	125	24
Fishing and Hunting Persons/Household	3	17	13	4

Miga LGA				
Type of Household	Total Number of Households	Sex		
		Both Sexes	Males	Females
Total	24,490	127,876	63,067	64,809
Regular	23,768	123,058	60,378	62,680
Institutional/Census Functionaries	155	2,153	1,292	861
Homeless Household	57	328	154	174
Homeless Person	27	56	44	12
Nomadic Household	467	2,152	1,104	1,048
Transient Persons/Household	9	92	73	19
Fishing and Hunting Persons/Household	7	37	22	15

Table HH1: Distribution of Population by Type of Household and Sex

Ringim LGA				
Type of Household	Total Number of Households	Sex		
		Both Sexes	Males	Females
Total	36,755	192,407	95,581	96,826
Regular	35,706	184,472	90,716	93,756
Institutional/Census Functionaries	383	4,468	3,053	1,415
Homeless Household	56	312	175	137
Homeless Person	37	165	119	46
Nomadic Household	543	2,688	1,351	1,337
Transient Persons/Household	20	223	131	92
Fishing and Hunting Persons/Household	10	79	36	43

Roni LGA				
Type of Household	Total Number of Households	Sex		
		Both Sexes	Males	Females
Total	14,929	77,414	39,618	37,796
Regular	14,748	74,569	37,696	36,873
Institutional/Census Functionaries	161	2,715	1,843	872
Homeless Household	6	42	25	17
Homeless Person	3	11	8	3
Nomadic Household	4	27	16	11
Fishing and Hunting Persons/Household	1	8	2	6

Sule-Tankarkar LGA				
Type of Household	Total Number of Households	Sex		
		Both Sexes	Males	Females
Total	26,252	134,813	65,985	68,828
Regular	25,900	132,251	64,639	67,612
Institutional/Census Functionaries	156	1,426	752	674
Homeless Household	23	130	76	54
Homeless Person	28	88	44	44
Nomadic Household	132	872	442	430
Transient Persons/Household	9	33	25	8
Fishing and Hunting Persons/Household	4	13	7	6

Taura LGA				
Type of Household	Total Number of Households	Sex		
		Both Sexes	Males	Females
Total	24,647	131,861	66,107	65,754
Regular	24,050	127,500	63,423	64,077
Institutional/Census Functionaries	152	2,024	1,419	605
Homeless Household	11	68	45	23
Homeless Person	20	63	44	19
Nomadic Household	395	2,100	1,120	980
Transient Persons/Household	18	102	54	48
Fishing and Hunting Persons/Household	1	4	2	2

Yankwashi LGA				
Type of Household	Total Number of Households	Sex		
		Both Sexes	Males	Females
Total	18,580	95,643	48,062	47,581
Regular	18,465	94,301	47,288	47,013
Institutional/Census Functionaries	72	987	591	396
Homeless Household	5	22	13	9
Homeless Person	24	257	127	130
Nomadic Household	8	32	16	16
Transient Persons/Household	1	8	4	4
Fishing and Hunting Persons/Household	5	36	23	13

Table HH1: Distribution of Population by Type of Household and Sex

KADUNA STATE

Table HH1: Distribution of Population by Type of Household and Sex

KADUNA STATE				
Type of Household	Total Number of Households	Sex		
		Both Sexes	Males	Females
Total	1,160,663	6,113,503	3,090,438	3,023,065
Regular	1,115,974	5,737,555	2,867,319	2,870,236
Institutional/Census Functionaries	15,850	222,356	142,407	79,949
Homeless Household	1,759	9,615	5,524	4,091
Homeless Person	1,804	5,646	4,133	1,513
Nomadic Household	23,549	129,134	65,322	63,812
Transient Persons/Household	1,334	7,167	4,554	2,613
Fishing and Hunting Persons/Household	393	2,030	1,179	851

Birnin-Gwari LGA				
Type of Household	Total Number of Households	Sex		
		Both Sexes	Males	Females
Total	47,337	258,581	130,919	127,662
Regular	44,643	238,774	119,423	119,351
Institutional/Census Functionaries	581	8,466	5,705	2,761
Homeless Household	32	190	111	79
Homeless Person	32	154	125	29
Nomadic Household	1,997	10,674	5,370	5,304
Transient Persons/Household	42	271	154	117
Fishing and Hunting Persons/Household	10	52	31	21

Chikun LGA				
Type of Household	Total Number of Households	Sex		
		Both Sexes	Males	Females
Total	79,451	372,272	187,433	184,839
Regular	76,289	350,006	175,311	174,695
Institutional/Census Functionaries	852	10,479	6,065	4,414
Homeless Household	80	489	291	198
Homeless Person	159	344	224	120
Nomadic Household	1,822	9,930	4,875	5,055
Transient Persons/Household	171	765	505	260
Fishing and Hunting Persons/Household	78	259	162	97

Table HH1: Distribution of Population by Type of Household and Sex

Giwa LGA				
Type of Household	Total Number of Households	Sex		
		Both Sexes	Males	Females
Total	51,890	292,384	145,608	146,776
Regular	49,552	270,807	133,216	137,591
Institutional/Census Functionaries	667	13,089	7,975	5,114
Homeless Household	22	144	88	56
Homeless Person	51	184	159	25
Nomadic Household	1,558	7,936	4,048	3,888
Transient Persons/Household	25	151	84	67
Fishing and Hunting Persons/Household	15	73	38	35

Igabi LGA				
Type of Household	Total Number of Households	Sex		
		Both Sexes	Males	Females
Total	81,162	430,753	217,414	213,339
Regular	77,243	400,407	199,378	201,029
Institutional/Census Functionaries	1,185	15,540	10,269	5,271
Homeless Household	243	1,515	853	662
Homeless Person	146	457	286	171
Nomadic Household	2,222	11,961	6,123	5,838
Transient Persons/Household	102	748	432	316
Fishing and Hunting Persons/Household	21	125	73	52

Ikara LGA				
Type of Household	Total Number of Households	Sex		
		Both Sexes	Males	Females
Total	34,908	194,723	95,598	99,125
Regular	34,017	188,359	91,647	96,712
Institutional/Census Functionaries	298	3,328	2,421	907
Homeless Household	31	199	133	66
Homeless Person	23	46	34	12
Nomadic Household	513	2,683	1,311	1,372
Transient Persons/Household	20	80	40	40
Fishing and Hunting Persons/Household	6	28	12	16

Jaba LGA				
Type of Household	Total Number of Households	Sex		
		Both Sexes	Males	Females
Total	30,262	155,973	77,415	78,558
Regular	29,472	147,653	74,432	73,221
Institutional/Census Functionaries	235	4,911	1,212	3,699
Homeless Household	13	88	40	48
Homeless Person	23	282	177	105
Nomadic Household	505	2,940	1,509	1,431
Transient Persons/Household	11	79	39	40
Fishing and Hunting Persons/Household	3	20	6	14

Jema'a LGA				
Type of Household	Total Number of Households	Sex		
		Both Sexes	Males	Females
Total	53,805	278,202	140,724	137,478
Regular	51,839	260,728	131,051	129,677
Institutional/Census Functionaries	546	8,872	5,006	3,866
Homeless Household	57	272	146	126
Homeless Person	36	166	100	66
Nomadic Household	1,269	7,755	4,160	3,595
Transient Persons/Household	37	281	176	105
Fishing and Hunting Persons/Household	21	128	85	43

Table HH1: Distribution of Population by Type of Household and Sex

Kachia LGA				
Type of Household	Total Number of Households	Sex		
		Both Sexes	Males	Females
Total	48,923	252,568	127,624	124,944
Regular	47,116	241,225	121,719	119,506
Institutional/Census Functionaries	377	3,877	2,218	1,659
Homeless Household	77	351	164	187
Homeless Person	57	203	120	83
Nomadic Household	1,243	6,623	3,230	3,393
Transient Persons/Household	33	189	126	63
Fishing and Hunting Persons/Household	20	100	47	53

Kaduna North LGA				
Type of Household	Total Number of Households	Sex		
		Both Sexes	Males	Females
Total	73,515	364,575	187,075	177,500
Regular	71,283	348,000	175,650	172,350
Institutional/Census Functionaries	1,497	13,798	9,427	4,371
Homeless Household	128	721	510	211
Homeless Person	325	960	744	216
Nomadic Household	62	271	181	90
Transient Persons/Household	199	736	514	222
Fishing and Hunting Persons/Household	21	89	49	40

Kaduna South LGA				
Type of Household	Total Number of Households	Sex		
		Both Sexes	Males	Females
Total	83,913	402,731	204,969	197,762
Regular	81,693	384,920	193,692	191,228
Institutional/Census Functionaries	1,309	14,137	8,941	5,196
Homeless Household	333	1,702	940	762
Homeless Person	330	922	769	153
Nomadic Household	86	462	232	230
Transient Persons/Household	153	552	373	179
Fishing and Hunting Persons/Household	9	36	22	14

Kagarko LGA				
Type of Household	Total Number of Households	Sex		
		Both Sexes	Males	Females
Total	46,192	239,058	121,041	118,017
Regular	43,306	219,417	110,662	108,755
Institutional/Census Functionaries	477	6,477	3,610	2,867
Homeless Household	106	575	345	230
Homeless Person	105	462	333	129
Nomadic Household	2,139	11,752	5,850	5,902
Transient Persons/Household	43	291	195	96
Fishing and Hunting Persons/Household	16	84	46	38

Kajuru LGA				
Type of Household	Total Number of Households	Sex		
		Both Sexes	Males	Females
Total	20,067	109,810	54,506	55,304
Regular	19,183	103,895	51,392	52,503
Institutional/Census Functionaries	152	1,346	828	518
Homeless Household	7	38	18	20
Homeless Person	19	48	34	14
Nomadic Household	689	4,407	2,176	2,231
Transient Persons/Household	12	52	37	15
Fishing and Hunting Persons/Household	5	24	21	3

Table HH1: Distribution of Population by Type of Household and Sex

Kaura LGA				
Type of Household	Total Number of Households	Sex		
		Both Sexes	Males	Females
Total	33,490	174,626	88,565	86,061
Regular	33,008	169,575	84,927	84,648
Institutional/Census Functionaries	255	3,770	2,917	853
Homeless Household	12	79	50	29
Homeless Person	10	22	15	7
Nomadic Household	184	1,038	554	484
Transient Persons/Household	11	58	35	23
Fishing and Hunting Persons/Household	10	84	67	17

Kauru LGA				
Type of Household	Total Number of Households	Sex		
		Both Sexes	Males	Females
Total	40,824	221,276	111,119	110,157
Regular	38,382	201,081	100,042	101,039
Institutional/Census Functionaries	361	8,699	5,262	3,437
Homeless Household	43	207	90	117
Homeless Person	28	67	52	15
Nomadic Household	1,969	10,931	5,475	5,456
Transient Persons/Household	28	227	148	79
Fishing and Hunting Persons/Household	13	64	50	14

Kubau LGA				
Type of Household	Total Number of Households	Sex		
		Both Sexes	Males	Females
Total	53,031	280,704	141,528	139,176
Regular	50,606	259,709	129,380	130,329
Institutional/Census Functionaries	638	11,329	7,224	4,105
Homeless Household	46	219	108	111
Homeless Person	25	100	54	46
Nomadic Household	1,645	8,771	4,441	4,330
Transient Persons/Household	68	554	310	244
Fishing and Hunting Persons/Household	3	22	11	11

Kudan LGA				
Type of Household	Total Number of Households	Sex		
		Both Sexes	Males	Females
Total	25,260	138,956	71,704	67,252
Regular	24,406	126,652	63,085	63,567
Institutional/Census Functionaries	527	10,283	7,541	2,742
Homeless Household	57	245	130	115
Homeless Person	38	85	62	23
Nomadic Household	202	1,249	624	625
Transient Persons/Household	23	373	215	158
Fishing and Hunting Persons/Household	7	69	47	22

Lere LGA				
Type of Household	Total Number of Households	Sex		
		Both Sexes	Males	Females
Total	60,351	339,740	170,396	169,344
Regular	57,962	319,164	158,174	160,990
Institutional/Census Functionaries	870	12,195	7,856	4,339
Homeless Household	87	449	244	205
Homeless Person	70	266	176	90
Nomadic Household	1,291	7,226	3,664	3,562
Transient Persons/Household	62	381	248	133
Fishing and Hunting Persons/Household	9	59	34	25

Table HH1: Distribution of Population by Type of Household and Sex

Makarfi LGA				
Type of Household	Total Number of Households	Sex		
		Both Sexes	Males	Females
Total	27,493	146,574	73,292	73,282
Regular	26,785	141,166	69,774	71,392
Institutional/Census Functionaries	372	3,721	2,614	1,107
Homeless Household	17	116	86	30
Homeless Person	8	27	23	4
Nomadic Household	285	1,442	725	717
Transient Persons/Household	18	62	43	19
Fishing and Hunting Persons/Household	8	40	27	13

Sabon-Gari LGA				
Type of Household	Total Number of Households	Sex		
		Both Sexes	Males	Females
Total	54,394	291,358	149,111	142,247
Regular	52,977	276,386	138,812	137,574
Institutional/Census Functionaries	1,074	13,355	9,274	4,081
Homeless Household	63	400	258	142
Homeless Person	88	245	195	50
Nomadic Household	97	567	278	289
Transient Persons/Household	84	358	264	94
Fishing and Hunting Persons/Household	11	47	30	17

Sanga LGA				
Type of Household	Total Number of Households	Sex		
		Both Sexes	Males	Females
Total	28,531	151,485	76,482	75,003
Regular	27,302	141,282	70,625	70,657
Institutional/Census Functionaries	302	4,796	2,934	1,862
Homeless Household	20	111	65	46
Homeless Person	20	68	46	22
Nomadic Household	824	4,954	2,654	2,300
Transient Persons/Household	38	120	71	49
Fishing and Hunting Persons/Household	25	154	87	67

Soba LGA				
Type of Household	Total Number of Households	Sex		
		Both Sexes	Males	Females
Total	53,092	291,173	145,145	146,028
Regular	50,483	271,216	133,953	137,263
Institutional/Census Functionaries	587	9,541	5,845	3,696
Homeless Household	127	710	377	333
Homeless Person	38	97	69	28
Nomadic Household	1,792	9,224	4,622	4,602
Transient Persons/Household	37	274	223	51
Fishing and Hunting Persons/Household	28	111	56	55

Zangon-Kataf LGA				
Type of Household	Total Number of Households	Sex		
		Both Sexes	Males	Females
Total	60,931	318,991	161,870	157,121
Regular	59,646	304,708	153,583	151,125
Institutional/Census Functionaries	355	9,167	5,636	3,531
Homeless Household	29	182	94	88
Homeless Person	13	25	22	3
Nomadic Household	862	4,731	2,426	2,305
Transient Persons/Household	17	120	73	47
Fishing and Hunting Persons/Household	9	58	36	22

Table HH1: Distribution of Population by Type of Household and Sex

Zaria LGA				
Type of Household	Total Number of Households	Sex		
		Both Sexes	Males	Females
Total	71,841	406,990	210,900	196,090
Regular	68,781	372,425	187,391	185,034
Institutional/Census Functionaries	2,333	31,180	21,627	9,553
Homeless Household	129	613	383	230
Homeless Person	160	416	314	102
Nomadic Household	293	1,607	794	813
Transient Persons/Household	100	445	249	196
Fishing and Hunting Persons/Household	45	304	142	162

Table HH1: Distribution of Population by Type of Household and Sex

KANO STATE

Table HH1: Distribution of Population by Type of Household and Sex

KANO STATE				
Type of Household	Total Number of Households	Sex		
		Both Sexes	Males	Females
Total	1,654,485	9,401,288	4,947,952	4,453,336
Regular	1,603,335	8,642,369	4,326,791	4,315,578
Institutional/Census Functionaries	34,609	669,237	561,622	107,615
Homeless Household	2,167	12,578	8,426	4,152
Homeless Person	4,804	24,546	21,275	3,271
Nomadic Household	7,830	40,326	21,427	18,899
Transient Persons/Household	1,416	10,085	7,037	3,048
Fishing and Hunting Persons/Household	324	2,147	1,374	773

Ajingi LGA				
Type of Household	Total Number of Households	Sex		
		Both Sexes	Males	Females
Total	32,647	172,610	86,605	86,005
Regular	32,276	169,035	84,320	84,715
Institutional/Census Functionaries	216	2,784	1,903	881
Homeless Household	27	137	60	77
Homeless Person	10	57	39	18
Nomadic Household	104	531	241	290
Transient Persons/Household	10	39	30	9
Fishing and Hunting Persons/Household	4	27	12	15

Albasu LGA				
Type of Household	Total Number of Households	Sex		
		Both Sexes	Males	Females
Total	34,691	187,639	94,862	92,777
Regular	34,230	181,484	90,426	91,058
Institutional/Census Functionaries	317	5,340	4,025	1,315
Homeless Household	19	137	68	69
Homeless Person	16	49	32	17
Nomadic Household	96	529	251	278
Transient Persons/Household	13	100	60	40
Fishing and Hunting Persons/Household	-	-	-	-

Table HH1: Distribution of Population by Type of Household and Sex

Bagwai LGA				
Type of Household	Total Number of Households	Sex		
		Both Sexes	Males	Females
Total	28,773	161,533	83,511	78,022
Regular	28,180	152,141	75,947	76,194
Institutional/Census Functionaries	471	8,613	7,102	1,511
Homeless Household	10	67	37	30
Homeless Person	9	19	9	10
Nomadic Household	74	379	205	174
Transient Persons/Household	15	214	163	51
Fishing and Hunting Persons/Household	14	100	48	52

Bebeji LGA				
Type of Household	Total Number of Households	Sex		
		Both Sexes	Males	Females
Total	34,138	191,916	97,351	94,565
Regular	33,388	183,497	91,555	91,942
Institutional/Census Functionaries	412	6,633	4,833	1,800
Homeless Household	14	103	63	40
Homeless Person	36	106	86	20
Nomadic Household	261	1,424	727	697
Transient Persons/Household	20	146	80	66
Fishing and Hunting Persons/Household	7	7	7	-

Bichi LGA				
Type of Household	Total Number of Households	Sex		
		Both Sexes	Males	Females
Total	49,945	278,309	139,346	138,963
Regular	49,280	270,344	133,273	137,071
Institutional/Census Functionaries	474	7,041	5,457	1,584
Homeless Household	51	269	184	85
Homeless Person	60	211	181	30
Nomadic Household	61	347	201	146
Transient Persons/Household	14	69	38	31
Fishing and Hunting Persons/Household	5	28	12	16

Bunkure LGA				
Type of Household	Total Number of Households	Sex		
		Both Sexes	Males	Females
Total	30,631	174,467	87,185	87,282
Regular	29,664	165,671	81,257	84,414
Institutional/Census Functionaries	363	5,363	4,001	1,362
Homeless Household	23	146	87	59
Homeless Person	30	189	154	35
Nomadic Household	518	2,844	1,543	1,301
Transient Persons/Household	28	222	120	102
Fishing and Hunting Persons/Household	5	32	23	9

Dala LGA				
Type of Household	Total Number of Households	Sex		
		Both Sexes	Males	Females
Total	68,005	418,759	237,943	180,816
Regular	64,825	359,895	186,427	173,468
Institutional/Census Functionaries	2,491	54,940	48,420	6,520
Homeless Household	135	900	678	222
Homeless Person	405	2,046	1,834	212
Nomadic Household	52	332	223	109
Transient Persons/Household	85	585	328	257
Fishing and Hunting Persons/Household	12	61	33	28

Table HH1: Distribution of Population by Type of Household and Sex

Dambatta LGA				
Type of Household	Total Number of Households	Sex		
		Both Sexes	Males	Females
Total	38,920	210,474	105,538	104,936
Regular	38,282	204,355	101,301	103,054
Institutional/Census Functionaries	390	4,998	3,605	1,393
Homeless Household	31	201	106	95
Homeless Person	54	155	126	29
Nomadic Household	133	619	316	303
Transient Persons/Household	22	101	59	42
Fishing and Hunting Persons/Household	8	45	25	20

Dawakin Kudu LGA				
Type of Household	Total Number of Households	Sex		
		Both Sexes	Males	Females
Total	41,953	225,497	116,109	109,388
Regular	40,931	211,922	105,027	106,895
Institutional/Census Functionaries	762	12,633	10,463	2,170
Homeless Household	22	113	72	41
Homeless Person	125	317	263	54
Nomadic Household	79	375	191	184
Transient Persons/Household	26	96	63	33
Fishing and Hunting Persons/Household	8	41	30	11

Dawakin Tofa LGA				
Type of Household	Total Number of Households	Sex		
		Both Sexes	Males	Females
Total	43,341	246,197	126,390	119,807
Regular	42,592	231,772	115,998	115,774
Institutional/Census Functionaries	606	13,528	9,841	3,687
Homeless Household	24	202	101	101
Homeless Person	31	186	144	42
Nomadic Household	74	367	204	163
Transient Persons/Household	12	126	97	29
Fishing and Hunting Persons/Household	2	16	5	11

Doguwa LGA				
Type of Household	Total Number of Households	Sex		
		Both Sexes	Males	Females
Total	27,060	150,645	77,849	72,796
Regular	24,526	133,345	67,059	66,286
Institutional/Census Functionaries	480	6,737	5,378	1,359
Homeless Household	40	175	88	87
Homeless Person	19	33	25	8
Nomadic Household	1,968	10,127	5,131	4,996
Transient Persons/Household	21	193	147	46
Fishing and Hunting Persons/Household	6	35	21	14

Fagge LGA				
Type of Household	Total Number of Households	Sex		
		Both Sexes	Males	Females
Total	40,527	200,095	111,859	88,236
Regular	38,283	177,742	93,275	84,467
Institutional/Census Functionaries	1,391	17,308	14,260	3,048
Homeless Household	156	967	742	225
Homeless Person	564	3,478	3,202	276
Nomadic Household	44	181	108	73
Transient Persons/Household	84	394	260	134
Fishing and Hunting Persons/Household	5	25	12	13

Table HH1: Distribution of Population by Type of Household and Sex

Gabasawa LGA				
Type of Household	Total Number of Households	Sex		
		Both Sexes	Males	Females
Total	38,927	211,204	107,869	103,335
Regular	38,330	202,117	100,896	101,221
Institutional/Census Functionaries	485	8,402	6,545	1,857
Homeless Household	18	110	78	32
Homeless Person	16	95	67	28
Nomadic Household	62	322	179	143
Transient Persons/Household	9	107	64	43
Fishing and Hunting Persons/Household	7	51	40	11

Garko LGA				
Type of Household	Total Number of Households	Sex		
		Both Sexes	Males	Females
Total	29,670	161,966	82,025	79,941
Regular	29,216	156,745	77,859	78,886
Institutional/Census Functionaries	341	4,576	3,810	766
Homeless Household	18	166	110	56
Homeless Person	9	21	18	3
Nomadic Household	51	280	137	143
Transient Persons/Household	29	138	67	71
Fishing and Hunting Persons/Household	6	40	24	16

Garum Mallam LGA				
Type of Household	Total Number of Households	Sex		
		Both Sexes	Males	Females
Total	17,193	118,622	71,515	47,107
Regular	15,740	82,786	41,957	40,829
Institutional/Census Functionaries	759	30,254	25,599	4,655
Homeless Household	32	209	145	64
Homeless Person	81	559	494	65
Nomadic Household	389	2,009	1,053	956
Transient Persons/Household	182	2,721	2,204	517
Fishing and Hunting Persons/Household	10	84	63	21

Gaya LGA				
Type of Household	Total Number of Households	Sex		
		Both Sexes	Males	Females
Total	36,355	207,419	105,199	102,220
Regular	35,778	197,555	97,232	100,323
Institutional/Census Functionaries	477	9,357	7,682	1,675
Homeless Household	3	33	19	14
Homeless Person	13	70	65	5
Nomadic Household	71	329	161	168
Transient Persons/Household	10	54	32	22
Fishing and Hunting Persons/Household	3	21	8	13

Gezawa LGA				
Type of Household	Total Number of Households	Sex		
		Both Sexes	Males	Females
Total	51,509	282,328	143,380	138,948
Regular	50,446	263,791	131,900	131,891
Institutional/Census Functionaries	901	17,631	10,957	6,674
Homeless Household	36	204	114	90
Homeless Person	29	148	109	39
Nomadic Household	79	467	250	217
Transient Persons/Household	11	42	22	20
Fishing and Hunting Persons/Household	7	45	28	17

Table HH1: Distribution of Population by Type of Household and Sex

Gwale LGA				
Type of Household	Total Number of Households	Sex		
		Both Sexes	Males	Females
Total	54,004	357,827	219,201	138,626
Regular	49,610	265,965	136,433	129,532
Institutional/Census Functionaries	3,830	89,238	80,636	8,602
Homeless Household	136	805	613	192
Homeless Person	320	1,323	1,164	159
Nomadic Household	37	147	105	42
Transient Persons/Household	62	317	232	85
Fishing and Hunting Persons/Household	9	32	18	14

Gwarzo LGA				
Type of Household	Total Number of Households	Sex		
		Both Sexes	Males	Females
Total	33,979	183,624	94,669	88,955
Regular	33,098	172,914	86,463	86,451
Institutional/Census Functionaries	696	9,645	7,607	2,038
Homeless Household	22	142	82	60
Homeless Person	32	139	94	45
Nomadic Household	108	585	309	276
Transient Persons/Household	13	121	68	53
Fishing and Hunting Persons/Household	10	78	46	32

Kabo LGA				
Type of Household	Total Number of Households	Sex		
		Both Sexes	Males	Females
Total	25,366	153,158	83,156	70,002
Regular	24,590	135,910	67,270	68,640
Institutional/Census Functionaries	683	16,742	15,591	1,151
Homeless Household	5	21	14	7
Homeless Person	31	159	96	63
Nomadic Household	46	262	146	116
Transient Persons/Household	9	43	21	22
Fishing and Hunting Persons/Household	2	21	18	3

Kano Municipal LGA				
Type of Household	Total Number of Households	Sex		
		Both Sexes	Males	Females
Total	53,303	371,243	219,636	151,607
Regular	49,995	296,271	153,698	142,573
Institutional/Census Functionaries	2,411	67,896	60,026	7,870
Homeless Household	147	680	525	155
Homeless Person	673	6,031	5,156	875
Nomadic Household	43	153	99	54
Transient Persons/Household	32	201	125	76
Fishing and Hunting Persons/Household	2	11	7	4

Karaye LGA				
Type of Household	Total Number of Households	Sex		
		Both Sexes	Males	Females
Total	24,761	144,045	71,727	72,318
Regular	24,329	138,071	67,032	71,039
Institutional/Census Functionaries	311	5,162	4,156	1,006
Homeless Household	13	130	109	21
Homeless Person	33	138	98	40
Nomadic Household	45	348	230	118
Transient Persons/Household	19	114	57	57
Fishing and Hunting Persons/Household	11	82	45	37

Table HH1: Distribution of Population by Type of Household and Sex

Kibiya LGA				
Type of Household	Total Number of Households	Sex		
		Both Sexes	Males	Females
Total	24,783	138,618	70,942	67,676
Regular	24,234	130,919	65,181	65,738
Institutional/Census Functionaries	390	6,880	5,180	1,700
Homeless Household	10	102	72	30
Homeless Person	20	148	132	16
Nomadic Household	112	447	279	168
Transient Persons/Household	16	117	95	22
Fishing and Hunting Persons/Household	1	5	3	2

Kiru LGA				
Type of Household	Total Number of Households	Sex		
		Both Sexes	Males	Females
Total	47,490	267,168	140,565	126,603
Regular	46,256	245,913	122,704	123,209
Institutional/Census Functionaries	839	18,943	16,396	2,547
Homeless Household	44	234	126	108
Homeless Person	30	195	161	34
Nomadic Household	274	1,518	861	657
Fishing and Hunting Persons/Household	33	272	246	26

Kumbotso LGA				
Type of Household	Total Number of Households	Sex		
		Both Sexes	Males	Females
Total	52,969	294,391	166,171	128,220
Regular	49,789	248,229	126,845	121,384
Institutional/Census Functionaries	2,470	42,475	36,423	6,052
Homeless Household	151	828	565	263
Homeless Person	375	1,819	1,614	205
Nomadic Household	85	434	295	139
Transient Persons/Household	81	476	329	147
Fishing and Hunting Persons/Household	18	130	100	30

Kunchi LGA				
Type of Household	Total Number of Households	Sex		
		Both Sexes	Males	Females
Total	20,823	110,170	55,221	54,949
Regular	20,536	107,317	53,385	53,932
Institutional/Census Functionaries	145	2,032	1,363	669
Homeless Household	21	98	54	44
Homeless Person	20	88	61	27
Nomadic Household	53	317	169	148
Transient Persons/Household	12	77	46	31
Fishing and Hunting Persons/Household	36	241	143	98

Kura LGA				
Type of Household	Total Number of Households	Sex		
		Both Sexes	Males	Females
Total	24,099	143,094	76,921	66,173
Regular	22,949	127,318	64,165	63,153
Institutional/Census Functionaries	651	13,030	11,192	1,838
Homeless Household	32	174	116	58
Homeless Person	58	310	275	35
Nomadic Household	390	2,164	1,108	1,056
Transient Persons/Household	14	74	55	19
Fishing and Hunting Persons/Household	5	24	10	14

Table HH1: Distribution of Population by Type of Household and Sex

Madobi LGA				
Type of Household	Total Number of Households	Sex		
		Both Sexes	Males	Females
Total	24,787	137,685	71,095	66,590
Regular	24,291	130,201	64,967	65,234
Institutional/Census Functionaries	332	6,625	5,592	1,033
Homeless Household	23	132	100	32
Homeless Person	23	120	75	45
Nomadic Household	111	544	318	226
Transient Persons/Household	3	25	16	9
Fishing and Hunting Persons/Household	4	38	27	11

Makoda LGA				
Type of Household	Total Number of Households	Sex		
		Both Sexes	Males	Females
Total	41,285	220,094	110,014	110,080
Regular	40,994	216,622	107,513	109,109
Institutional/Census Functionaries	206	2,951	2,183	768
Homeless Household	21	123	78	45
Homeless Person	13	54	39	15
Nomadic Household	32	157	87	70
Transient Persons/Household	10	111	76	35
Fishing and Hunting Persons/Household	9	76	38	38

Minjibir LGA				
Type of Household	Total Number of Households	Sex		
		Both Sexes	Males	Females
Total	39,132	219,611	108,218	111,393
Regular	38,632	213,841	104,797	109,044
Institutional/Census Functionaries	362	5,146	2,986	2,160
Homeless Household	19	120	91	29
Homeless Person	31	101	81	20
Nomadic Household	53	223	133	90
Transient Persons/Household	33	160	112	48
Fishing and Hunting Persons/Household	2	20	18	2

Nasarawa LGA				
Type of Household	Total Number of Households	Sex		
		Both Sexes	Males	Females
Total	108,780	596,411	323,740	272,671
Regular	104,429	547,604	282,396	265,208
Institutional/Census Functionaries	2,836	42,245	36,252	5,993
Homeless Household	315	1,654	1,123	531
Homeless Person	855	3,250	2,862	388
Nomadic Household	172	841	571	270
Transient Persons/Household	159	738	496	242
Fishing and Hunting Persons/Household	14	79	40	39

Rano LGA				
Type of Household	Total Number of Households	Sex		
		Both Sexes	Males	Females
Total	26,073	148,276	75,997	72,279
Regular	25,448	139,370	68,757	70,613
Institutional/Census Functionaries	403	7,698	6,560	1,138
Homeless Household	22	126	77	49
Homeless Person	23	110	87	23
Nomadic Household	165	859	431	428
Transient Persons/Household	5	53	44	9
Fishing and Hunting Persons/Household	7	60	41	19

Table HH1: Distribution of Population by Type of Household and Sex

Rimin Gado LGA				
Type of Household	Total Number of Households	Sex		
		Both Sexes	Males	Females
Total	18,082	103,371	53,245	50,126
Regular	17,835	96,995	47,962	49,033
Institutional/Census Functionaries	204	6,201	5,148	1,053
Homeless Household	12	40	24	16
Homeless Person	20	66	64	2
Nomadic Household	9	61	41	20
Transient Persons/Household	2	8	6	2
Fishing and Hunting Persons/Household	-	-	-	-

Rogo LGA				
Type of Household	Total Number of Households	Sex		
		Both Sexes	Males	Females
Total	38,746	227,607	113,104	114,503
Regular	38,104	219,103	106,164	112,939
Institutional/Census Functionaries	438	7,336	6,322	1,014
Homeless Household	22	127	57	70
Homeless Person	25	69	56	13
Nomadic Household	132	798	411	387
Transient Persons/Household	22	160	85	75
Fishing and Hunting Persons/Household	3	14	9	5

Shanono LGA				
Type of Household	Total Number of Households	Sex		
		Both Sexes	Males	Females
Total	25,199	139,128	68,466	70,662
Regular	24,915	135,043	66,470	68,573
Institutional/Census Functionaries	214	3,734	1,772	1,962
Homeless Household	14	62	39	23
Homeless Person	6	28	21	7
Nomadic Household	40	189	121	68
Transient Persons/Household	6	49	29	20
Fishing and Hunting Persons/Household	4	23	14	9

Sumaila LGA				
Type of Household	Total Number of Households	Sex		
		Both Sexes	Males	Females
Total	46,707	250,379	125,162	125,217
Regular	45,570	239,973	117,956	122,017
Institutional/Census Functionaries	505	7,186	5,439	1,747
Homeless Household	26	199	132	67
Homeless Person	44	162	131	31
Nomadic Household	534	2,641	1,354	1,287
Transient Persons/Household	25	195	138	57
Fishing and Hunting Persons/Household	3	23	12	11

Takai LGA				
Type of Household	Total Number of Households	Sex		
		Both Sexes	Males	Females
Total	36,708	202,639	100,269	102,370
Regular	35,948	195,183	94,897	100,286
Institutional/Census Functionaries	447	5,956	4,604	1,352
Homeless Household	20	106	59	47
Homeless Person	28	94	60	34
Nomadic Household	216	1,077	526	551
Transient Persons/Household	46	209	115	94
Fishing and Hunting Persons/Household	3	14	8	6

Table HH1: Distribution of Population by Type of Household and Sex

Tarauni LGA				
Type of Household	Total Number of Households	Sex		
		Both Sexes	Males	Females
Total	37,553	221,844	122,069	99,775
Regular	35,357	196,511	100,940	95,571
Institutional/Census Functionaries	1,410	21,819	18,339	3,480
Homeless Household	204	1,197	794	403
Homeless Person	407	1,522	1,405	117
Nomadic Household	47	233	150	83
Transient Persons/Household	122	529	414	115
Fishing and Hunting Persons/Household	6	33	27	6

Tofa LGA				
Type of Household	Total Number of Households	Sex		
		Both Sexes	Males	Females
Total	17,486	98,603	49,870	48,733
Regular	17,137	93,360	45,877	47,483
Institutional/Census Functionaries	304	5,001	3,851	1,150
Homeless Household	8	46	31	15
Homeless Person	8	29	20	9
Nomadic Household	10	46	37	9
Transient Persons/Household	18	117	52	65
Fishing and Hunting Persons/Household	1	4	2	2

Tsanyawa LGA				
Type of Household	Total Number of Households	Sex		
		Both Sexes	Males	Females
Total	29,002	157,730	80,638	77,092
Regular	28,553	150,436	75,152	75,284
Institutional/Census Functionaries	296	6,505	5,021	1,484
Homeless Household	16	88	46	42
Homeless Person	13	93	56	37
Nomadic Household	107	399	242	157
Transient Persons/Household	15	194	113	81
Fishing and Hunting Persons/Household	2	15	8	7

Tudun Wada LGA				
Type of Household	Total Number of Households	Sex		
		Both Sexes	Males	Females
Total	41,081	228,658	113,791	114,867
Regular	39,928	219,609	107,860	111,749
Institutional/Census Functionaries	339	4,827	3,698	1,129
Homeless Household	19	176	147	29
Homeless Person	28	94	80	14
Nomadic Household	735	3,722	1,873	1,849
Transient Persons/Household	20	132	85	47
Fishing and Hunting Persons/Household	12	98	48	50

Ungogo LGA				
Type of Household	Total Number of Households	Sex		
		Both Sexes	Males	Females
Total	62,664	365,737	192,372	173,365
Regular	60,878	340,797	171,480	169,317
Institutional/Census Functionaries	1,363	22,897	19,520	3,377
Homeless Household	152	809	452	357
Homeless Person	143	531	425	106
Nomadic Household	62	280	171	109
Transient Persons/Household	54	378	291	87
Fishing and Hunting Persons/Household	12	45	33	12

Table HH1: Distribution of Population by Type of Household and Sex

Warawa LGA				
Type of Household	Total Number of Households	Sex		
		Both Sexes	Males	Females
Total	23,445	131,858	66,800	65,058
Regular	23,019	123,346	59,380	63,966
Institutional/Census Functionaries	359	8,194	7,200	994
Homeless Household	11	86	57	29
Homeless Person	18	58	50	8
Nomadic Household	32	136	88	48
Transient Persons/Household	3	12	12	-
Fishing and Hunting Persons/Household	3	26	13	13

Wudil LGA				
Type of Household	Total Number of Households	Sex		
		Both Sexes	Males	Females
Total	31,893	188,639	100,357	88,282
Regular	30,944	171,351	85,338	86,013
Institutional/Census Functionaries	829	16,735	14,684	2,051
Homeless Household	23	134	91	43
Homeless Person	20	76	64	12
Nomadic Household	64	283	151	132
Transient Persons/Household	10	35	20	15
Fishing and Hunting Persons/Household	3	25	9	16

Table HH1: Distribution of Population by Type of Household and Sex

KATSINA STATE

Table HH1: Distribution of Population by Type of Household and Sex

KATSINA STATE				
Type of Household	Total Number of Households	Sex		
		Both Sexes	Males	Females
Total	1,086,862	5,801,584	2,948,279	2,853,305
Regular	1,066,316	5,555,926	2,781,318	2,774,608
Institutional/Census Functionaries	12,216	201,454	142,955	58,499
Homeless Household	1,031	6,029	3,289	2,740
Homeless Person	1,014	4,053	2,961	1,092
Nomadic Household	5,553	29,009	14,846	14,163
Transient Persons/Household	581	4,083	2,322	1,761
Fishing and Hunting Persons/Household	151	1,030	588	442

Bakori LGA				
Type of Household	Total Number of Households	Sex		
		Both Sexes	Males	Females
Total	27,551	149,516	72,714	76,802
Regular	26,949	142,530	69,460	73,070
Institutional/Census Functionaries	352	5,468	2,506	2,962
Homeless Household	19	113	74	39
Homeless Person	19	56	29	27
Nomadic Household	192	1,268	611	657
Transient Persons/Household	19	73	31	42
Fishing and Hunting Persons/Household	1	8	3	5

Batagarawa LGA				
Type of Household	Total Number of Households	Sex		
		Both Sexes	Males	Females
Total	35,099	189,059	96,693	92,366
Regular	34,678	181,087	91,824	89,263
Institutional/Census Functionaries	328	7,399	4,560	2,839
Homeless Household	11	59	38	21
Homeless Person	7	21	15	6
Nomadic Household	58	348	178	170
Transient Persons/Household	10	85	44	41
Fishing and Hunting Persons/Household	7	60	34	26

Table HH1: Distribution of Population by Type of Household and Sex

Batsari LGA				
Type of Household	Total Number of Households	Sex		
		Both Sexes	Males	Females
Total	39,308	207,874	104,279	103,595
Regular	38,765	202,412	100,881	101,531
Institutional/Census Functionaries	279	4,260	2,766	1,494
Homeless Household	62	296	152	144
Homeless Person	30	102	68	34
Nomadic Household	157	695	354	341
Transient Persons/Household	10	65	39	26
Fishing and Hunting Persons/Household	5	44	19	25

Baure LGA				
Type of Household	Total Number of Households	Sex		
		Both Sexes	Males	Females
Total	39,168	202,941	102,127	100,814
Regular	38,342	196,255	98,443	97,812
Institutional/Census Functionaries	258	3,925	2,241	1,684
Homeless Household	45	220	115	105
Homeless Person	8	43	20	23
Nomadic Household	499	2,381	1,249	1,132
Transient Persons/Household	11	91	47	44
Fishing and Hunting Persons/Household	5	26	12	14

Bindawa LGA				
Type of Household	Total Number of Households	Sex		
		Both Sexes	Males	Females
Total	29,218	151,002	76,925	74,077
Regular	29,020	147,825	74,638	73,187
Institutional/Census Functionaries	136	2,740	2,037	703
Homeless Household	5	51	25	26
Homeless Person	13	67	45	22
Nomadic Household	15	96	56	40
Transient Persons/Household	26	200	112	88
Fishing and Hunting Persons/Household	3	23	12	11

Charanchi LGA				
Type of Household	Total Number of Households	Sex		
		Both Sexes	Males	Females
Total	25,868	136,989	70,040	66,949
Regular	25,516	132,144	66,572	65,572
Institutional/Census Functionaries	240	4,072	2,955	1,117
Homeless Household	8	34	24	10
Homeless Person	16	149	101	48
Nomadic Household	70	368	198	170
Transient Persons/Household	15	203	178	25
Fishing and Hunting Persons/Household	3	19	12	7

Dan Musa LGA				
Type of Household	Total Number of Households	Sex		
		Both Sexes	Males	Females
Total	21,593	113,190	58,031	55,159
Regular	20,779	104,109	52,407	51,702
Institutional/Census Functionaries	275	5,676	3,901	1,775
Homeless Household	18	98	51	47
Homeless Person	9	31	21	10
Nomadic Household	483	2,961	1,465	1,496
Transient Persons/Household	17	230	112	118
Fishing and Hunting Persons/Household	12	85	74	11

Table HH1: Distribution of Population by Type of Household and Sex

Dandume LGA				
Type of Household	Total Number of Households	Sex		
		Both Sexes	Males	Females
Total	26,520	145,323	74,222	71,101
Regular	25,951	136,545	67,606	68,939
Institutional/Census Functionaries	452	8,062	6,250	1,812
Homeless Household	13	83	57	26
Homeless Person	20	82	49	33
Nomadic Household	67	444	203	241
Transient Persons/Household	16	106	56	50
Fishing and Hunting Persons/Household	1	1	1	-

Danja LGA				
Type of Household	Total Number of Households	Sex		
		Both Sexes	Males	Females
Total	23,689	125,481	63,663	61,818
Regular	23,112	119,593	59,588	60,005
Institutional/Census Functionaries	334	4,619	3,415	1,204
Homeless Household	45	268	150	118
Homeless Person	20	63	43	20
Nomadic Household	167	861	425	436
Transient Persons/Household	8	54	31	23
Fishing and Hunting Persons/Household	3	23	11	12

Daura LGA				
Type of Household	Total Number of Households	Sex		
		Both Sexes	Males	Females
Total	41,980	224,884	115,576	109,308
Regular	41,201	209,226	105,216	104,010
Institutional/Census Functionaries	621	14,773	9,856	4,917
Homeless Household	33	168	84	84
Homeless Person	40	229	169	60
Nomadic Household	69	319	158	161
Transient Persons/Household	15	161	89	72
Fishing and Hunting Persons/Household	1	8	4	4

Dutsi LGA				
Type of Household	Total Number of Households	Sex		
		Both Sexes	Males	Females
Total	23,120	120,902	61,430	59,472
Regular	22,915	119,093	60,346	58,747
Institutional/Census Functionaries	145	1,585	953	632
Homeless Household	15	60	25	35
Homeless Person	8	37	25	12
Nomadic Household	26	78	48	30
Transient Persons/Household	10	42	29	13
Fishing and Hunting Persons/Household	1	7	4	3

Dutsin-Ma LGA				
Type of Household	Total Number of Households	Sex		
		Both Sexes	Males	Females
Total	31,740	169,829	88,202	81,627
Regular	30,939	158,804	79,272	79,532
Institutional/Census Functionaries	529	9,672	8,189	1,483
Homeless Household	31	154	68	86
Homeless Person	32	179	137	42
Nomadic Household	164	779	391	388
Transient Persons/Household	23	121	84	37
Fishing and Hunting Persons/Household	22	120	61	59

Table HH1: Distribution of Population by Type of Household and Sex

Faskari LGA				
Type of Household	Total Number of Households	Sex		
		Both Sexes	Males	Females
Total	36,630	194,400	97,963	96,437
Regular	35,423	181,717	90,724	90,993
Institutional/Census Functionaries	549	9,042	5,383	3,659
Homeless Household	38	202	108	94
Homeless Person	34	203	86	117
Nomadic Household	568	3,082	1,587	1,495
Transient Persons/Household	13	110	51	59
Fishing and Hunting Persons/Household	5	44	24	20

Funtua LGA				
Type of Household	Total Number of Households	Sex		
		Both Sexes	Males	Females
Total	40,877	225,156	117,789	107,367
Regular	39,600	208,316	104,674	103,642
Institutional/Census Functionaries	915	14,864	12,035	2,829
Homeless Household	85	522	293	229
Homeless Person	48	191	126	65
Nomadic Household	197	1,033	532	501
Transient Persons/Household	23	187	102	85
Fishing and Hunting Persons/Household	9	43	27	16

Ingawa LGA				
Type of Household	Total Number of Households	Sex		
		Both Sexes	Males	Females
Total	32,734	169,148	86,061	83,087
Regular	32,498	166,983	84,761	82,222
Institutional/Census Functionaries	168	1,873	1,118	755
Homeless Household	6	27	13	14
Homeless Person	25	76	53	23
Nomadic Household	33	149	86	63
Transient Persons/Household	1	8	5	3
Fishing and Hunting Persons/Household	3	32	25	7

Jibia LGA				
Type of Household	Total Number of Households	Sex		
		Both Sexes	Males	Females
Total	31,496	167,435	85,149	82,286
Regular	30,778	158,547	78,908	79,639
Institutional/Census Functionaries	530	7,742	5,482	2,260
Homeless Household	40	289	161	128
Homeless Person	50	314	280	34
Nomadic Household	43	302	172	130
Transient Persons/Household	48	191	119	72
Fishing and Hunting Persons/Household	7	50	27	23

Kafur LGA				
Type of Household	Total Number of Households	Sex		
		Both Sexes	Males	Females
Total	38,272	209,360	104,620	104,740
Regular	37,468	201,746	99,678	102,068
Institutional/Census Functionaries	376	5,529	3,887	1,642
Homeless Household	40	247	119	128
Homeless Person	12	35	16	19
Nomadic Household	343	1,618	817	801
Transient Persons/Household	32	169	97	72
Fishing and Hunting Persons/Household	1	16	6	10

Table HH1: Distribution of Population by Type of Household and Sex

Kaita LGA				
Type of Household	Total Number of Households	Sex		
		Both Sexes	Males	Females
Total	34,966	182,405	93,190	89,215
Regular	34,581	178,318	90,552	87,766
Institutional/Census Functionaries	258	3,504	2,328	1,176
Homeless Household	25	154	74	80
Homeless Person	24	48	31	17
Nomadic Household	65	278	140	138
Transient Persons/Household	13	103	65	38
Fishing and Hunting Persons/Household	-	-	-	-

Kankara LGA				
Type of Household	Total Number of Households	Sex		
		Both Sexes	Males	Females
Total	44,680	243,259	121,815	121,444
Regular	43,752	235,580	117,115	118,465
Institutional/Census Functionaries	295	4,229	2,944	1,285
Homeless Household	38	163	84	79
Homeless Person	16	43	29	14
Nomadic Household	552	2,897	1,449	1,448
Transient Persons/Household	22	311	172	139
Fishing and Hunting Persons/Household	5	36	22	14

Kankia LGA				
Type of Household	Total Number of Households	Sex		
		Both Sexes	Males	Females
Total	29,690	151,395	77,061	74,334
Regular	29,407	148,809	75,395	73,414
Institutional/Census Functionaries	223	2,274	1,480	794
Homeless Household	7	43	20	23
Homeless Person	17	70	46	24
Nomadic Household	28	148	82	66
Transient Persons/Household	6	38	29	9
Fishing and Hunting Persons/Household	2	13	9	4

Katsina LGA				
Type of Household	Total Number of Households	Sex		
		Both Sexes	Males	Females
Total	54,965	318,132	168,906	149,226
Regular	52,835	290,217	146,459	143,758
Institutional/Census Functionaries	1,529	25,568	21,021	4,547
Homeless Household	191	1,144	614	530
Homeless Person	273	575	472	103
Nomadic Household	38	210	108	102
Transient Persons/Household	89	379	212	167
Fishing and Hunting Persons/Household	10	39	20	19

Kurfi LGA				
Type of Household	Total Number of Households	Sex		
		Both Sexes	Males	Females
Total	21,317	116,700	59,021	57,679
Regular	20,970	112,880	56,355	56,525
Institutional/Census Functionaries	261	3,459	2,459	1,000
Homeless Household	15	92	51	41
Homeless Person	30	79	66	13
Nomadic Household	36	152	68	84
Transient Persons/Household	5	38	22	16
Fishing and Hunting Persons/Household	-	-	-	-

Table HH1: Distribution of Population by Type of Household and Sex

Kusada LGA				
Type of Household	Total Number of Households	Sex		
		Both Sexes	Males	Females
Total	17,878	98,348	50,930	47,418
Regular	17,634	93,828	47,347	46,481
Institutional/Census Functionaries	198	4,287	3,428	859
Homeless Household	12	78	59	19
Homeless Person	7	20	10	10
Nomadic Household	17	46	24	22
Transient Persons/Household	7	57	42	15
Fishing and Hunting Persons/Household	3	32	20	12

Mai'Adua LGA				
Type of Household	Total Number of Households	Sex		
		Both Sexes	Males	Females
Total	37,430	201,800	103,107	98,693
Regular	36,953	192,927	97,025	95,902
Institutional/Census Functionaries	434	8,550	5,893	2,657
Homeless Household	19	117	62	55
Homeless Person	11	105	65	40
Nomadic Household	6	28	14	14
Fishing and Hunting Persons/Household	3	30	19	11

Malumfashi LGA				
Type of Household	Total Number of Households	Sex		
		Both Sexes	Males	Females
Total	34,937	182,891	92,420	90,471
Regular	34,022	173,926	86,018	87,908
Institutional/Census Functionaries	514	6,890	5,283	1,607
Homeless Household	59	336	201	135
Homeless Person	49	133	113	20
Nomadic Household	259	1,308	664	644
Transient Persons/Household	26	260	121	139
Fishing and Hunting Persons/Household	8	38	20	18

Mani LGA				
Type of Household	Total Number of Households	Sex		
		Both Sexes	Males	Females
Total	33,092	176,301	88,007	88,294
Regular	32,920	174,561	86,800	87,761
Institutional/Census Functionaries	115	1,485	1,056	429
Homeless Household	7	53	31	22
Homeless Person	12	56	32	24
Nomadic Household	10	34	15	19
Transient Persons/Household	26	96	62	34
Fishing and Hunting Persons/Household	2	16	11	5

Mashi LGA				
Type of Household	Total Number of Households	Sex		
		Both Sexes	Males	Females
Total	32,265	171,070	84,105	86,965
Regular	32,046	169,021	82,745	86,276
Institutional/Census Functionaries	134	1,493	993	500
Homeless Household	6	33	17	16
Homeless Person	27	159	142	17
Nomadic Household	41	272	169	103
Transient Persons/Household	11	92	39	53
Fishing and Hunting Persons/Household	-	-	-	-

Table HH1: Distribution of Population by Type of Household and Sex

Matazu LGA				
Type of Household	Total Number of Households	Sex		
		Both Sexes	Males	Females
Total	21,751	113,814	57,587	56,227
Regular	21,418	110,687	55,645	55,042
Institutional/Census Functionaries	143	2,065	1,416	649
Homeless Household	20	147	65	82
Homeless Person	11	39	22	17
Nomadic Household	143	776	398	378
Transient Persons/Household	14	89	34	55
Fishing and Hunting Persons/Household	2	11	7	4

Musawa LGA				
Type of Household	Total Number of Households	Sex		
		Both Sexes	Males	Females
Total	32,063	170,006	85,788	84,218
Regular	31,639	164,268	82,045	82,223
Institutional/Census Functionaries	256	4,650	3,139	1,511
Homeless Household	12	152	103	49
Homeless Person	15	69	41	28
Nomadic Household	129	795	421	374
Transient Persons/Household	8	50	24	26
Fishing and Hunting Persons/Household	4	22	15	7

Rimi LGA				
Type of Household	Total Number of Households	Sex		
		Both Sexes	Males	Females
Total	29,674	154,092	77,059	77,033
Regular	29,180	148,540	73,190	75,350
Institutional/Census Functionaries	329	4,583	3,306	1,277
Homeless Household	44	245	135	110
Homeless Person	46	154	101	53
Nomadic Household	63	480	276	204
Transient Persons/Household	8	57	34	23
Fishing and Hunting Persons/Household	4	33	17	16

Sabuwa LGA				
Type of Household	Total Number of Households	Sex		
		Both Sexes	Males	Females
Total	26,070	140,679	72,106	68,573
Regular	25,170	132,462	66,434	66,028
Institutional/Census Functionaries	369	5,842	4,308	1,534
Homeless Household	7	32	17	15
Homeless Person	22	317	289	28
Nomadic Household	484	1,904	990	914
Transient Persons/Household	14	89	53	36
Fishing and Hunting Persons/Household	4	33	15	18

Safana LGA				
Type of Household	Total Number of Households	Sex		
		Both Sexes	Males	Females
Total	35,005	185,207	93,410	91,797
Regular	34,391	179,539	89,856	89,683
Institutional/Census Functionaries	263	3,594	2,460	1,134
Homeless Household	27	212	125	87
Homeless Person	13	85	47	38
Nomadic Household	292	1,615	839	776
Transient Persons/Household	9	82	46	36
Fishing and Hunting Persons/Household	10	80	37	43

Table HH1: Distribution of Population by Type of Household and Sex

Sandamu LGA				
Type of Household	Total Number of Households	Sex		
		Both Sexes	Males	Females
Total	26,329	136,944	68,512	68,432
Regular	26,105	132,638	66,871	65,767
Institutional/Census Functionaries	181	4,054	1,500	2,554
Homeless Household	8	45	20	25
Homeless Person	15	87	59	28
Nomadic Household	8	39	21	18
Transient Persons/Household	8	51	26	25
Fishing and Hunting Persons/Household	4	30	15	15

Zango LGA				
Type of Household	Total Number of Households	Sex		
		Both Sexes	Males	Females
Total	29,887	156,052	79,771	76,281
Regular	29,359	150,793	76,468	74,325
Institutional/Census Functionaries	227	3,626	2,407	1,219
Homeless Household	20	92	54	38
Homeless Person	35	136	113	23
Nomadic Household	231	1,245	638	607
Transient Persons/Household	14	152	86	66
Fishing and Hunting Persons/Household	1	8	5	3

Table HH1: Distribution of Population by Type of Household and Sex

KEBBI STATE

Table HH1: Distribution of Population by Type of Household and Sex

KEBBI STATE				
Type of Household	Total Number of Households	Sex		
		Both Sexes	Males	Females
Total	582,069	3,256,541	1,631,629	1,624,912
Regular	562,827	3,095,944	1,530,238	1,565,706
Institutional/Census Functionaries	5,728	86,976	61,951	25,025
Homeless Household	641	3,728	2,187	1,541
Homeless Person	864	3,617	3,057	560
Nomadic Household	10,640	58,189	29,489	28,700
Transient Persons/Household	370	2,103	1,167	936
Fishing and Hunting Persons/Household	999	5,984	3,540	2,444

Aleiro LGA				
Type of Household	Total Number of Households	Sex		
		Both Sexes	Males	Females
Total	11,534	67,078	34,368	32,710
Regular	11,272	63,838	32,008	31,830
Institutional/Census Functionaries	163	2,790	2,093	697
Homeless Household	12	56	46	10
Homeless Person	18	84	60	24
Nomadic Household	63	277	137	140
Transient Persons/Household	5	25	19	6
Fishing and Hunting Persons/Household	1	8	5	3

Arewa-Dandi LGA				
Type of Household	Total Number of Households	Sex		
		Both Sexes	Males	Females
Total	34,694	189,728	94,825	94,903
Regular	33,955	184,342	91,814	92,528
Institutional/Census Functionaries	183	2,375	1,433	942
Homeless Household	14	95	50	45
Homeless Person	16	61	39	22
Nomadic Household	516	2,817	1,459	1,358
Transient Persons/Household	7	31	23	8
Fishing and Hunting Persons/Household	3	7	7	-

Table HH1: Distribution of Population by Type of Household and Sex

Argungu LGA				
Type of Household	Total Number of Households	Sex		
		Both Sexes	Males	Females
Total	35,010	200,248	99,658	100,590
Regular	34,108	192,802	94,539	98,263
Institutional/Census Functionaries	364	4,716	3,653	1,063
Homeless Household	24	130	75	55
Homeless Person	36	93	68	25
Nomadic Household	459	2,431	1,269	1,162
Transient Persons/Household	15	64	47	17
Fishing and Hunting Persons/Household	4	12	7	5

Augie LGA				
Type of Household	Total Number of Households	Sex		
		Both Sexes	Males	Females
Total	21,499	116,368	58,185	58,183
Regular	21,085	113,123	56,301	56,822
Institutional/Census Functionaries	121	1,590	1,011	579
Homeless Household	8	46	28	18
Homeless Person	21	69	56	13
Nomadic Household	256	1,444	728	716
Transient Persons/Household	2	23	10	13
Fishing and Hunting Persons/Household	6	73	51	22

Bagudo LGA				
Type of Household	Total Number of Households	Sex		
		Both Sexes	Males	Females
Total	43,215	238,014	118,733	119,281
Regular	41,183	222,379	110,193	112,186
Institutional/Census Functionaries	334	6,614	3,882	2,732
Homeless Household	20	111	53	58
Homeless Person	54	124	96	28
Nomadic Household	1,358	7,439	3,741	3,698
Transient Persons/Household	49	266	134	132
Fishing and Hunting Persons/Household	217	1,081	634	447

Birnin Kebbi LGA				
Type of Household	Total Number of Households	Sex		
		Both Sexes	Males	Females
Total	48,024	268,620	135,426	133,194
Regular	46,018	251,386	123,246	128,140
Institutional/Census Functionaries	795	10,496	8,114	2,382
Homeless Household	150	869	572	297
Homeless Person	229	1,360	1,273	87
Nomadic Household	742	4,011	1,968	2,043
Transient Persons/Household	73	402	199	203
Fishing and Hunting Persons/Household	17	96	54	42

Bunza LGA				
Type of Household	Total Number of Households	Sex		
		Both Sexes	Males	Females
Total	21,916	123,547	61,309	62,238
Regular	21,153	117,548	57,611	59,937
Institutional/Census Functionaries	165	2,631	1,971	660
Homeless Household	27	148	70	78
Homeless Person	20	33	27	6
Nomadic Household	525	3,034	1,531	1,503
Transient Persons/Household	17	95	46	49
Fishing and Hunting Persons/Household	9	58	53	5

Table HH1: Distribution of Population by Type of Household and Sex

Dandi LGA				
Type of Household	Total Number of Households	Sex		
		Both Sexes	Males	Females
Total	26,035	146,211	72,907	73,304
Regular	24,771	137,611	67,857	69,754
Institutional/Census Functionaries	355	3,800	2,607	1,193
Homeless Household	10	60	30	30
Homeless Person	36	157	113	44
Nomadic Household	837	4,412	2,204	2,208
Transient Persons/Household	24	141	77	64
Fishing and Hunting Persons/Household	2	30	19	11

Fakai LGA				
Type of Household	Total Number of Households	Sex		
		Both Sexes	Males	Females
Total	21,849	119,772	60,441	59,331
Regular	20,945	112,845	56,273	56,572
Institutional/Census Functionaries	289	4,003	2,677	1,326
Homeless Household	15	131	55	76
Homeless Person	23	37	26	11
Nomadic Household	563	2,644	1,350	1,294
Transient Persons/Household	13	104	56	48
Fishing and Hunting Persons/Household	1	8	4	4

Gwandu LGA				
Type of Household	Total Number of Households	Sex		
		Both Sexes	Males	Females
Total	27,740	151,077	74,610	76,467
Regular	26,923	144,136	71,001	73,135
Institutional/Census Functionaries	209	3,610	1,799	1,811
Homeless Household	22	139	77	62
Homeless Person	30	123	104	19
Nomadic Household	532	2,960	1,573	1,387
Transient Persons/Household	18	77	38	39
Fishing and Hunting Persons/Household	6	32	18	14

Jega LGA				
Type of Household	Total Number of Households	Sex		
		Both Sexes	Males	Females
Total	33,889	197,757	98,936	98,821
Regular	33,065	188,979	92,612	96,367
Institutional/Census Functionaries	365	6,249	4,852	1,397
Homeless Household	43	388	281	107
Homeless Person	47	232	192	40
Nomadic Household	354	1,805	941	864
Transient Persons/Household	12	76	44	32
Fishing and Hunting Persons/Household	3	28	14	14

Kalgo LGA				
Type of Household	Total Number of Households	Sex		
		Both Sexes	Males	Females
Total	15,291	84,928	42,262	42,666
Regular	15,000	81,905	40,168	41,737
Institutional/Census Functionaries	105	1,947	1,555	392
Homeless Household	10	49	20	29
Homeless Person	7	19	13	6
Nomadic Household	161	951	477	474
Transient Persons/Household	6	45	24	21
Fishing and Hunting Persons/Household	2	12	5	7

Table HH1: Distribution of Population by Type of Household and Sex

Koko/Besse LGA				
Type of Household	Total Number of Households	Sex		
		Both Sexes	Males	Females
Total	27,355	154,818	78,419	76,399
Regular	26,503	145,644	71,992	73,652
Institutional/Census Functionaries	349	5,920	4,687	1,233
Homeless Household	57	299	140	159
Homeless Person	23	102	66	36
Nomadic Household	342	2,200	1,147	1,053
Transient Persons/Household	26	141	85	56
Fishing and Hunting Persons/Household	55	512	302	210

Maiyama LGA				
Type of Household	Total Number of Households	Sex		
		Both Sexes	Males	Females
Total	31,615	173,759	85,728	88,031
Regular	30,867	168,094	82,022	86,072
Institutional/Census Functionaries	295	3,374	2,493	881
Homeless Household	21	106	53	53
Homeless Person	33	59	39	20
Nomadic Household	385	2,011	1,045	966
Transient Persons/Household	11	101	68	33
Fishing and Hunting Persons/Household	3	14	8	6

Ngaski LGA				
Type of Household	Total Number of Households	Sex		
		Both Sexes	Males	Females
Total	20,825	126,102	62,480	63,622
Regular	19,409	115,688	56,735	58,953
Institutional/Census Functionaries	154	3,350	2,083	1,267
Homeless Household	21	106	64	42
Homeless Person	34	124	103	21
Nomadic Household	939	5,331	2,721	2,610
Transient Persons/Household	8	24	14	10
Fishing and Hunting Persons/Household	260	1,479	760	719

Sakaba LGA				
Type of Household	Total Number of Households	Sex		
		Both Sexes	Males	Females
Total	16,601	91,728	46,194	45,534
Regular	16,422	90,065	44,956	45,109
Institutional/Census Functionaries	95	1,263	1,032	231
Homeless Household	3	12	4	8
Homeless Person	9	10	10	-
Nomadic Household	70	365	179	186
Transient Persons/Household	1	10	10	-
Fishing and Hunting Persons/Household	1	3	3	-

Shanga LGA				
Type of Household	Total Number of Households	Sex		
		Both Sexes	Males	Females
Total	23,352	127,142	63,478	63,664
Regular	22,138	117,047	57,933	59,114
Institutional/Census Functionaries	197	4,181	2,504	1,677
Homeless Household	57	284	146	138
Homeless Person	24	42	31	11
Nomadic Household	783	4,630	2,360	2,270
Transient Persons/Household	15	138	75	63
Fishing and Hunting Persons/Household	138	820	429	391

Table HH1: Distribution of Population by Type of Household and Sex

Suru LGA				
Type of Household	Total Number of Households	Sex		
		Both Sexes	Males	Females
Total	27,186	148,474	72,912	75,562
Regular	26,028	140,367	68,585	71,782
Institutional/Census Functionaries	145	2,744	1,684	1,060
Homeless Household	10	43	18	25
Homeless Person	9	30	20	10
Nomadic Household	950	5,020	2,433	2,587
Transient Persons/Household	9	33	21	12
Fishing and Hunting Persons/Household	35	237	151	86

Wasagu/Danko LGA				
Type of Household	Total Number of Households	Sex		
		Both Sexes	Males	Females
Total	49,348	265,271	131,388	133,883
Regular	48,392	257,860	126,969	130,891
Institutional/Census Functionaries	334	3,978	2,675	1,303
Homeless Household	26	171	104	67
Homeless Person	55	230	163	67
Nomadic Household	501	2,845	1,376	1,469
Transient Persons/Household	23	114	56	58
Fishing and Hunting Persons/Household	17	73	45	28

Yauri LGA				
Type of Household	Total Number of Households	Sex		
		Both Sexes	Males	Females
Total	16,421	100,564	53,016	47,548
Regular	15,554	90,738	45,463	45,275
Institutional/Census Functionaries	359	6,990	5,617	1,373
Homeless Household	10	60	51	9
Homeless Person	69	400	364	36
Nomadic Household	191	889	490	399
Transient Persons/Household	20	94	65	29
Fishing and Hunting Persons/Household	218	1,393	966	427

Zuru LGA				
Type of Household	Total Number of Households	Sex		
		Both Sexes	Males	Females
Total	28,670	165,335	86,354	78,981
Regular	28,036	159,547	81,960	77,587
Institutional/Census Functionaries	352	4,355	3,529	826
Homeless Household	81	425	250	175
Homeless Person	71	228	194	34
Nomadic Household	113	673	360	313
Transient Persons/Household	16	99	56	43
Fishing and Hunting Persons/Household	1	8	5	3

Table HH1: Distribution of Population by Type of Household and Sex

KOGI STATE

Table HH1: Distribution of Population by Type of Household and Sex

KOGI STATE				
Type of Household	Total Number of Households	Sex		
		Both Sexes	Males	Females
Total	651,953	3,314,043	1,672,903	1,641,140
Regular	641,556	3,215,061	1,616,914	1,598,147
Institutional/Census Functionaries	4,603	65,813	37,507	28,306
Homeless Household	631	3,231	1,801	1,430
Homeless Person	460	1,466	1,021	445
Nomadic Household	4,153	24,080	12,914	11,166
Transient Persons/Household	238	2,074	1,342	732
Fishing and Hunting Persons/Household	312	2,318	1,404	914

Adavi LGA				
Type of Household	Total Number of Households	Sex		
		Both Sexes	Males	Females
Total	42,251	217,219	108,891	108,328
Regular	41,947	213,336	106,566	106,770
Institutional/Census Functionaries	192	3,359	1,989	1,370
Homeless Household	46	245	145	100
Homeless Person	32	140	93	47
Nomadic Household	28	102	78	24
Transient Persons/Household	4	24	13	11
Fishing and Hunting Persons/Household	2	13	7	6

Ajaokuta LGA				
Type of Household	Total Number of Households	Sex		
		Both Sexes	Males	Females
Total	25,052	122,432	62,995	59,437
Regular	24,591	119,704	61,421	58,283
Institutional/Census Functionaries	228	1,501	919	582
Homeless Household	39	192	97	95
Homeless Person	24	90	59	31
Nomadic Household	142	768	396	372
Transient Persons/Household	13	68	41	27
Fishing and Hunting Persons/Household	15	109	62	47

Table HH1: Distribution of Population by Type of Household and Sex

Ankpa LGA				
Type of Household	Total Number of Households	Sex		
		Both Sexes	Males	Females
Total	52,361	266,176	133,705	132,471
Regular	51,781	260,581	130,568	130,013
Institutional/Census Functionaries	290	3,933	2,257	1,676
Homeless Household	36	166	97	69
Homeless Person	23	85	62	23
Nomadic Household	214	1,271	633	638
Transient Persons/Household	14	110	65	45
Fishing and Hunting Persons/Household	3	30	23	7

Bassa LGA				
Type of Household	Total Number of Households	Sex		
		Both Sexes	Males	Females
Total	26,998	139,687	70,293	69,394
Regular	26,424	134,275	67,512	66,763
Institutional/Census Functionaries	153	2,756	1,388	1,368
Homeless Household	12	118	64	54
Homeless Person	6	20	15	5
Nomadic Household	369	2,312	1,191	1,121
Transient Persons/Household	6	26	13	13
Fishing and Hunting Persons/Household	28	180	110	70

Dekina LGA				
Type of Household	Total Number of Households	Sex		
		Both Sexes	Males	Females
Total	51,589	260,968	131,394	129,574
Regular	50,750	251,865	126,095	125,770
Institutional/Census Functionaries	616	7,971	4,648	3,323
Homeless Household	42	230	132	98
Homeless Person	34	173	110	63
Nomadic Household	120	524	295	229
Transient Persons/Household	23	181	101	80
Fishing and Hunting Persons/Household	4	24	13	11

Ibaji LGA				
Type of Household	Total Number of Households	Sex		
		Both Sexes	Males	Females
Total	25,203	127,572	64,423	63,149
Regular	25,101	126,693	63,905	62,788
Institutional/Census Functionaries	77	732	444	288
Homeless Household	7	35	16	19
Homeless Person	3	8	5	3
Nomadic Household	2	7	6	1
Transient Persons/Household	2	16	8	8
Fishing and Hunting Persons/Household	11	81	39	42

Idah LGA				
Type of Household	Total Number of Households	Sex		
		Both Sexes	Males	Females
Total	16,059	79,755	40,141	39,614
Regular	15,902	78,318	39,303	39,015
Institutional/Census Functionaries	112	1,133	624	509
Homeless Household	8	55	27	28
Homeless Person	6	19	15	4
Nomadic Household	14	125	90	35
Transient Persons/Household	11	70	58	12
Fishing and Hunting Persons/Household	6	35	24	11

Table HH1: Distribution of Population by Type of Household and Sex

Igalamela-Odolu LGA				
Type of Household	Total Number of Households	Sex		
		Both Sexes	Males	Females
Total	29,274	147,048	74,489	72,559
Regular	28,926	142,592	72,026	70,566
Institutional/Census Functionaries	205	3,869	2,173	1,696
Homeless Household	5	22	10	12
Homeless Person	7	23	15	8
Nomadic Household	105	434	189	245
Transient Persons/Household	15	69	50	19
Fishing and Hunting Persons/Household	11	39	26	13

Ijumu LGA				
Type of Household	Total Number of Households	Sex		
		Both Sexes	Males	Females
Total	23,384	118,593	59,582	59,011
Regular	23,164	116,389	58,479	57,910
Institutional/Census Functionaries	130	1,797	861	936
Homeless Household	3	16	12	4
Homeless Person	5	5	3	2
Nomadic Household	67	288	166	122
Transient Persons/Household	5	30	15	15
Fishing and Hunting Persons/Household	10	68	46	22

Kabba/Bunu LGA				
Type of Household	Total Number of Households	Sex		
		Both Sexes	Males	Females
Total	27,985	144,579	72,639	71,940
Regular	27,642	139,847	70,382	69,465
Institutional/Census Functionaries	222	3,992	1,832	2,160
Homeless Household	7	57	31	26
Homeless Person	3	10	6	4
Nomadic Household	60	310	163	147
Transient Persons/Household	2	23	16	7
Fishing and Hunting Persons/Household	49	340	209	131

Kogi LGA				
Type of Household	Total Number of Households	Sex		
		Both Sexes	Males	Females
Total	22,432	115,100	58,864	56,236
Regular	21,365	106,773	54,120	52,653
Institutional/Census Functionaries	108	2,204	1,365	839
Homeless Household	50	251	122	129
Homeless Person	19	72	45	27
Nomadic Household	831	5,341	2,857	2,484
Transient Persons/Household	10	52	39	13
Fishing and Hunting Persons/Household	49	407	316	91

Lokoja LGA				
Type of Household	Total Number of Households	Sex		
		Both Sexes	Males	Females
Total	40,083	196,643	101,145	95,498
Regular	38,612	182,726	92,444	90,282
Institutional/Census Functionaries	517	9,085	5,919	3,166
Homeless Household	128	707	450	257
Homeless Person	134	284	247	37
Nomadic Household	568	3,015	1,575	1,440
Transient Persons/Household	79	421	309	112
Fishing and Hunting Persons/Household	45	405	201	204

Table HH1: Distribution of Population by Type of Household and Sex

Mopa-Muro LGA				
Type of Household	Total Number of Households	Sex		
		Both Sexes	Males	Females
Total	8,402	43,760	22,311	21,449
Regular	8,211	42,312	21,612	20,700
Institutional/Census Functionaries	74	692	273	419
Homeless Household	3	16	7	9
Homeless Person	4	12	6	6
Nomadic Household	108	718	408	310
Transient Persons/Household	2	10	5	5
Fishing and Hunting Persons/Household	-	-	-	-

Ofu LGA				
Type of Household	Total Number of Households	Sex		
		Both Sexes	Males	Females
Total	37,725	191,480	96,671	94,809
Regular	37,257	186,685	93,850	92,835
Institutional/Census Functionaries	241	3,438	2,147	1,291
Homeless Household	57	304	138	166
Homeless Person	15	41	22	19
Nomadic Household	146	876	429	447
Transient Persons/Household	6	114	77	37
Fishing and Hunting Persons/Household	3	22	8	14

Ogori/Magongo LGA				
Type of Household	Total Number of Households	Sex		
		Both Sexes	Males	Females
Total	7,576	39,807	20,051	19,756
Regular	7,504	39,067	19,660	19,407
Institutional/Census Functionaries	54	631	335	296
Homeless Household	3	21	10	11
Homeless Person	4	4	1	3
Nomadic Household	9	69	34	35
Transient Persons/Household	1	8	6	2
Fishing and Hunting Persons/Household	1	7	5	2

Okehi LGA				
Type of Household	Total Number of Households	Sex		
		Both Sexes	Males	Females
Total	43,312	223,574	112,879	110,695
Regular	42,976	219,186	110,516	108,670
Institutional/Census Functionaries	169	3,387	1,877	1,510
Homeless Household	32	193	102	91
Homeless Person	8	19	13	6
Nomadic Household	120	711	322	389
Transient Persons/Household	4	55	40	15
Fishing and Hunting Persons/Household	3	23	9	14

Okene LGA				
Type of Household	Total Number of Households	Sex		
		Both Sexes	Males	Females
Total	63,100	325,623	163,935	161,688
Regular	62,099	315,333	157,946	157,387
Institutional/Census Functionaries	658	8,406	4,847	3,559
Homeless Household	114	437	256	181
Homeless Person	103	368	249	119
Nomadic Household	96	394	220	174
Transient Persons/Household	23	629	379	250
Fishing and Hunting Persons/Household	7	56	38	18

Table HH1: Distribution of Population by Type of Household and Sex

Olamabolo LGA				
Type of Household	Total Number of Households	Sex		
		Both Sexes	Males	Females
Total	32,599	158,490	78,439	80,051
Regular	32,458	157,358	77,822	79,536
Institutional/Census Functionaries	99	966	525	441
Homeless Household	16	67	33	34
Homeless Person	13	43	23	20
Nomadic Household	7	29	17	12
Transient Persons/Household	6	27	19	8
Fishing and Hunting Persons/Household	-	-	-	-

Omala LGA				
Type of Household	Total Number of Households	Sex		
		Both Sexes	Males	Females
Total	21,136	107,968	54,366	53,602
Regular	20,886	105,636	53,129	52,507
Institutional/Census Functionaries	103	1,569	823	746
Homeless Household	10	42	20	22
Homeless Person	4	11	7	4
Nomadic Household	90	389	214	175
Transient Persons/Household	1	6	4	2
Fishing and Hunting Persons/Household	42	315	169	146

Yagba East LGA				
Type of Household	Total Number of Households	Sex		
		Both Sexes	Males	Females
Total	28,495	147,641	74,619	73,022
Regular	28,105	144,415	72,831	71,584
Institutional/Census Functionaries	171	2,078	1,188	890
Homeless Household	6	21	13	8
Homeless Person	6	20	11	9
Nomadic Household	201	1,079	559	520
Transient Persons/Household	1	4	4	-
Fishing and Hunting Persons/Household	5	24	13	11

Yagba West LGA				
Type of Household	Total Number of Households	Sex		
		Both Sexes	Males	Females
Total	26,937	139,928	71,071	68,857
Regular	25,855	131,970	66,727	65,243
Institutional/Census Functionaries	184	2,314	1,073	1,241
Homeless Household	7	36	19	17
Homeless Person	7	19	14	5
Nomadic Household	856	5,318	3,072	2,246
Transient Persons/Household	10	131	80	51
Fishing and Hunting Persons/Household	18	140	86	54

Table HH1: Distribution of Population by Type of Household and Sex

KWARA STATE

Table HH1: Distribution of Population by Type of Household and Sex

KWARA STATE				
Type of Household	Total Number of Households	Sex		
		Both Sexes	Males	Females
Total	481,085	2,365,353	1,193,783	1,171,570
Regular	468,780	2,271,978	1,142,511	1,129,467
Institutional/Census Functionaries	5,812	56,605	32,001	24,604
Homeless Household	337	1,937	1,039	898
Homeless Person	373	1,529	1,075	454
Nomadic Household	5,330	30,184	15,262	14,922
Transient Persons/Household	236	1,669	1,069	600
Fishing and Hunting Persons/Household	217	1,451	826	625

Asa LGA				
Type of Household	Total Number of Households	Sex		
		Both Sexes	Males	Females
Total	23,960	124,668	62,751	61,917
Regular	23,208	118,600	59,454	59,146
Institutional/Census Functionaries	262	3,299	1,880	1,419
Homeless Household	22	159	68	91
Homeless Person	18	94	72	22
Nomadic Household	436	2,383	1,189	1,194
Transient Persons/Household	13	125	84	41
Fishing and Hunting Persons/Household	1	8	4	4

Baruten LGA				
Type of Household	Total Number of Households	Sex		
		Both Sexes	Males	Females
Total	40,635	206,679	104,727	101,952
Regular	39,999	200,930	101,217	99,713
Institutional/Census Functionaries	324	3,819	2,387	1,432
Homeless Household	22	105	54	51
Homeless Person	23	140	107	33
Nomadic Household	223	1,235	640	595
Transient Persons/Household	34	370	267	103
Fishing and Hunting Persons/Household	10	80	55	25

Table HH1: Distribution of Population by Type of Household and Sex

Edu LGA				
Type of Household	Total Number of Households	Sex		
		Both Sexes	Males	Females
Total	39,987	201,642	104,040	97,602
Regular	38,528	191,154	98,279	92,875
Institutional/Census Functionaries	251	4,099	2,456	1,643
Homeless Household	28	113	62	51
Homeless Person	23	67	51	16
Nomadic Household	1,098	5,845	2,980	2,865
Transient Persons/Household	16	121	83	38
Fishing and Hunting Persons/Household	43	243	129	114

Ekiti LGA				
Type of Household	Total Number of Households	Sex		
		Both Sexes	Males	Females
Total	10,539	54,399	27,611	26,788
Regular	10,392	53,308	26,994	26,314
Institutional/Census Functionaries	41	557	324	233
Homeless Household	1	8	4	4
Homeless Person	-	-	-	-
Nomadic Household	101	499	270	229
Transient Persons/Household	3	26	18	8
Fishing and Hunting Persons/Household	1	1	1	-

Ifelodun LGA				
Type of Household	Total Number of Households	Sex		
		Both Sexes	Males	Females
Total	40,046	204,975	103,650	101,325
Regular	39,200	198,975	100,574	98,401
Institutional/Census Functionaries	173	2,421	1,246	1,175
Homeless Household	18	160	86	74
Homeless Person	6	35	13	22
Nomadic Household	643	3,329	1,685	1,644
Transient Persons/Household	2	15	11	4
Fishing and Hunting Persons/Household	4	40	35	5

Ilorin East LGA				
Type of Household	Total Number of Households	Sex		
		Both Sexes	Males	Females
Total	44,137	207,462	104,801	102,661
Regular	43,056	200,111	100,037	100,074
Institutional/Census Functionaries	858	6,046	3,996	2,050
Homeless Household	28	154	77	77
Homeless Person	54	239	189	50
Nomadic Household	113	634	325	309
Transient Persons/Household	25	269	170	99
Fishing and Hunting Persons/Household	3	9	7	2

Ilorin South LGA				
Type of Household	Total Number of Households	Sex		
		Both Sexes	Males	Females
Total	45,302	209,251	103,606	105,645
Regular	44,090	199,796	98,440	101,356
Institutional/Census Functionaries	955	8,057	4,426	3,631
Homeless Household	66	385	226	159
Homeless Person	49	131	81	50
Nomadic Household	103	752	356	396
Transient Persons/Household	34	115	70	45
Fishing and Hunting Persons/Household	5	15	7	8

Table HH1: Distribution of Population by Type of Household and Sex

Ilorin West LGA				
Type of Household	Total Number of Households	Sex		
		Both Sexes	Males	Females
Total	82,208	365,221	180,387	184,834
Regular	80,922	357,509	175,988	181,521
Institutional/Census Functionaries	1,114	7,064	3,982	3,082
Homeless Household	42	204	119	85
Homeless Person	64	144	109	35
Nomadic Household	27	147	87	60
Transient Persons/Household	36	140	92	48
Fishing and Hunting Persons/Household	3	13	10	3

Irepodun LGA				
Type of Household	Total Number of Households	Sex		
		Both Sexes	Males	Females
Total	28,403	147,594	73,554	74,040
Regular	27,626	139,667	70,123	69,544
Institutional/Census Functionaries	448	5,936	2,357	3,579
Homeless Household	5	35	25	10
Homeless Person	10	27	24	3
Nomadic Household	301	1,900	1,011	889
Transient Persons/Household	12	28	13	15
Fishing and Hunting Persons/Household	1	1	1	-

Isin LGA				
Type of Household	Total Number of Households	Sex		
		Both Sexes	Males	Females
Total	11,393	59,481	30,088	29,393
Regular	11,037	56,699	28,682	28,017
Institutional/Census Functionaries	54	741	370	371
Homeless Household	14	93	35	58
Homeless Person	9	48	22	26
Nomadic Household	278	1,893	976	917
Transient Persons/Household	1	7	3	4
Fishing and Hunting Persons/Household	-	-	-	-

Kaiama LGA				
Type of Household	Total Number of Households	Sex		
		Both Sexes	Males	Females
Total	24,885	124,015	64,901	59,114
Regular	23,859	117,133	60,995	56,138
Institutional/Census Functionaries	275	2,452	1,503	949
Homeless Household	18	87	62	25
Homeless Person	56	246	192	54
Nomadic Household	629	3,743	1,954	1,789
Transient Persons/Household	24	133	83	50
Fishing and Hunting Persons/Household	24	221	112	109

Moro LGA				
Type of Household	Total Number of Households	Sex		
		Both Sexes	Males	Females
Total	21,416	108,715	54,860	53,855
Regular	20,391	101,799	51,294	50,505
Institutional/Census Functionaries	324	2,931	1,673	1,258
Homeless Household	14	78	39	39
Homeless Person	20	87	77	10
Nomadic Household	656	3,755	1,742	2,013
Transient Persons/Household	10	63	33	30
Fishing and Hunting Persons/Household	1	2	2	-

Table HH1: Distribution of Population by Type of Household and Sex

Offa LGA				
Type of Household	Total Number of Households	Sex		
		Both Sexes	Males	Females
Total	17,161	88,975	44,813	44,162
Regular	16,733	83,946	41,960	41,986
Institutional/Census Functionaries	365	4,545	2,601	1,944
Homeless Household	21	113	62	51
Homeless Person	2	16	5	11
Nomadic Household	17	117	57	60
Transient Persons/Household	23	238	128	110
Fishing and Hunting Persons/Household	-	-	-	-

Oke-Ero LGA				
Type of Household	Total Number of Households	Sex		
		Both Sexes	Males	Females
Total	11,096	56,970	28,358	28,612
Regular	10,939	55,714	27,674	28,040
Institutional/Census Functionaries	55	719	387	332
Homeless Household	8	41	22	19
Homeless Person	-	-	-	-
Nomadic Household	92	485	267	218
Transient Persons/Household	1	3	3	-
Fishing and Hunting Persons/Household	1	8	5	3

Oyun LGA				
Type of Household	Total Number of Households	Sex		
		Both Sexes	Males	Females
Total	18,535	94,454	47,890	46,564
Regular	18,285	92,679	46,973	45,706
Institutional/Census Functionaries	142	1,114	599	515
Homeless Household	8	42	21	21
Homeless Person	4	17	10	7
Nomadic Household	96	602	287	315
Transient Persons/Household	-	-	-	-
Fishing and Hunting Persons/Household	-	-	-	-

Pategi LGA				
Type of Household	Total Number of Households	Sex		
		Both Sexes	Males	Females
Total	21,382	110,852	57,746	53,106
Regular	20,515	103,958	53,827	50,131
Institutional/Census Functionaries	171	2,805	1,814	991
Homeless Household	22	160	77	83
Homeless Person	35	238	123	115
Nomadic Household	517	2,865	1,436	1,429
Transient Persons/Household	2	16	11	5
Fishing and Hunting Persons/Household	120	810	458	352

Table HH1: Distribution of Population by Type of Household and Sex

LAGOS STATE

Table HH1: Distribution of Population by Type of Household and Sex

LAGOS STATE				
Type of Household	Total Number of Households	Sex		
		Both Sexes	Males	Females
Total	2,269,345	9,113,605	4,719,125	4,394,480
Regular	2,195,842	8,641,798	4,405,365	4,236,433
Institutional/Census Functionaries	47,035	348,989	225,766	123,223
Homeless Household	6,915	38,724	25,917	12,807
Homeless Person	12,922	54,228	42,549	11,679
Nomadic Household	1,382	4,809	3,304	1,505
Transient Persons/Household	3,333	15,296	10,454	4,842
Fishing and Hunting Persons/Household	1,916	9,761	5,770	3,991

Agege LGA				
Type of Household	Total Number of Households	Sex		
		Both Sexes	Males	Females
Total	119,696	461,743	238,456	223,287
Regular	118,153	453,547	233,211	220,336
Institutional/Census Functionaries	1,007	5,795	3,402	2,393
Homeless Household	109	522	365	157
Homeless Person	225	1,076	866	210
Nomadic Household	130	390	286	104
Transient Persons/Household	58	353	292	61
Fishing and Hunting Persons/Household	14	60	34	26

Ajeromi-Ifelodun LGA				
Type of Household	Total Number of Households	Sex		
		Both Sexes	Males	Females
Total	174,859	687,316	352,273	335,043
Regular	171,729	674,562	344,622	329,940
Institutional/Census Functionaries	2,361	10,566	6,038	4,528
Homeless Household	166	795	543	252
Homeless Person	465	940	791	149
Nomadic Household	26	74	42	32
Transient Persons/Household	84	301	191	110
Fishing and Hunting Persons/Household	28	78	46	32

Table HH1: Distribution of Population by Type of Household and Sex

Alimosho LGA				
Type of Household	Total Number of Households	Sex		
		Both Sexes	Males	Females
Total	324,619	1,319,571	665,750	653,821
Regular	318,996	1,293,333	650,492	642,841
Institutional/Census Functionaries	3,716	19,712	10,849	8,863
Homeless Household	548	2,406	1,487	919
Homeless Person	809	2,197	1,733	464
Nomadic Household	209	684	463	221
Transient Persons/Household	306	1,120	649	471
Fishing and Hunting Persons/Household	35	119	77	42

Amuwo-Odofin LGA				
Type of Household	Total Number of Households	Sex		
		Both Sexes	Males	Females
Total	78,158	328,975	173,742	155,233
Regular	74,357	305,750	157,327	148,423
Institutional/Census Functionaries	2,119	15,848	11,037	4,811
Homeless Household	498	2,655	1,735	920
Homeless Person	673	2,231	1,889	342
Nomadic Household	89	365	234	131
Transient Persons/Household	275	1,486	1,132	354
Fishing and Hunting Persons/Household	147	640	388	252

Apapa LGA				
Type of Household	Total Number of Households	Sex		
		Both Sexes	Males	Females
Total	53,502	222,986	123,163	99,823
Regular	50,322	193,757	99,323	94,434
Institutional/Census Functionaries	1,979	22,296	18,120	4,176
Homeless Household	278	2,302	1,827	475
Homeless Person	681	3,568	3,028	540
Nomadic Household	47	171	115	56
Transient Persons/Household	179	850	730	120
Fishing and Hunting Persons/Household	16	42	20	22

Badagry LGA				
Type of Household	Total Number of Households	Sex		
		Both Sexes	Males	Females
Total	60,307	237,731	119,821	117,910
Regular	57,788	222,130	110,384	111,746
Institutional/Census Functionaries	1,387	10,398	5,985	4,413
Homeless Household	208	1,044	675	369
Homeless Person	546	1,963	1,377	586
Nomadic Household	44	130	80	50
Transient Persons/Household	218	1,564	1,010	554
Fishing and Hunting Persons/Household	116	502	310	192

Epe LGA				
Type of Household	Total Number of Households	Sex		
		Both Sexes	Males	Females
Total	42,101	181,734	91,925	89,809
Regular	40,555	168,242	84,309	83,933
Institutional/Census Functionaries	690	8,571	4,602	3,969
Homeless Household	52	306	192	114
Homeless Person	62	106	72	34
Nomadic Household	21	107	89	18
Transient Persons/Household	33	218	143	75
Fishing and Hunting Persons/Household	688	4,184	2,518	1,666

Table HH1: Distribution of Population by Type of Household and Sex

Eti-Osa LGA				
Type of Household	Total Number of Households	Sex		
		Both Sexes	Males	Females
Total	73,402	283,791	158,858	124,933
Regular	67,067	244,441	130,357	114,084
Institutional/Census Functionaries	3,795	29,538	21,504	8,034
Homeless Household	775	4,049	2,663	1,386
Homeless Person	1,135	3,113	2,526	587
Nomadic Household	116	449	300	149
Transient Persons/Household	302	1,384	1,057	327
Fishing and Hunting Persons/Household	212	817	451	366

Ibeju/Lekki LGA				
Type of Household	Total Number of Households	Sex		
		Both Sexes	Males	Females
Total	26,437	117,793	60,729	57,064
Regular	25,659	112,363	57,464	54,899
Institutional/Census Functionaries	411	3,330	2,066	1,264
Homeless Household	65	410	229	181
Homeless Person	71	249	195	54
Nomadic Household	66	291	154	137
Transient Persons/Household	41	186	103	83
Fishing and Hunting Persons/Household	124	964	518	446

Ifako-Ijaye LGA				
Type of Household	Total Number of Households	Sex		
		Both Sexes	Males	Females
Total	109,069	427,737	219,109	208,628
Regular	105,850	408,102	206,127	201,975
Institutional/Census Functionaries	2,051	15,207	9,993	5,214
Homeless Household	358	1,903	1,222	681
Homeless Person	487	1,241	961	280
Nomadic Household	61	229	158	71
Transient Persons/Household	243	979	597	382
Fishing and Hunting Persons/Household	19	76	51	25

Ikeja LGA				
Type of Household	Total Number of Households	Sex		
		Both Sexes	Males	Females
Total	78,386	317,614	171,782	145,832
Regular	72,833	280,912	146,640	134,272
Institutional/Census Functionaries	4,403	31,417	21,049	10,368
Homeless Household	294	1,588	1,114	474
Homeless Person	638	2,408	1,996	412
Nomadic Household	38	177	155	22
Transient Persons/Household	164	1,057	787	270
Fishing and Hunting Persons/Household	16	55	41	14

Ikorodu LGA				
Type of Household	Total Number of Households	Sex		
		Both Sexes	Males	Females
Total	138,807	527,917	268,463	259,454
Regular	135,622	514,086	259,999	254,087
Institutional/Census Functionaries	1,990	9,882	5,626	4,256
Homeless Household	342	1,576	1,021	555
Homeless Person	558	1,355	1,183	172
Nomadic Household	65	229	132	97
Transient Persons/Household	184	617	375	242
Fishing and Hunting Persons/Household	46	172	127	45

Table HH1: Distribution of Population by Type of Household and Sex

Kosofe LGA				
Type of Household	Total Number of Households	Sex		
		Both Sexes	Males	Females
Total	167,405	682,772	358,935	323,837
Regular	160,974	625,247	319,253	305,994
Institutional/Census Functionaries	3,809	43,295	28,856	14,439
Homeless Household	555	2,862	1,906	956
Homeless Person	1,602	9,850	7,914	1,936
Nomadic Household	93	264	205	59
Transient Persons/Household	299	951	589	362
Fishing and Hunting Persons/Household	73	303	212	91

Lagos Island LGA				
Type of Household	Total Number of Households	Sex		
		Both Sexes	Males	Females
Total	50,188	212,700	110,042	102,658
Regular	47,447	181,258	89,910	91,348
Institutional/Census Functionaries	1,190	18,620	11,941	6,679
Homeless Household	457	4,027	2,485	1,542
Homeless Person	1,041	8,494	5,477	3,017
Nomadic Household	11	74	58	16
Transient Persons/Household	30	170	127	43
Fishing and Hunting Persons/Household	12	57	44	13

Lagos Mainland LGA				
Type of Household	Total Number of Households	Sex		
		Both Sexes	Males	Females
Total	77,941	326,700	170,568	156,132
Regular	74,764	299,678	153,351	146,327
Institutional/Census Functionaries	1,894	19,905	12,022	7,883
Homeless Household	332	1,979	1,364	615
Homeless Person	626	3,754	3,031	723
Nomadic Household	59	177	119	58
Transient Persons/Household	116	498	344	154
Fishing and Hunting Persons/Household	150	709	337	372

Mushin LGA				
Type of Household	Total Number of Households	Sex		
		Both Sexes	Males	Females
Total	159,386	631,857	326,873	304,984
Regular	155,090	606,048	309,642	296,406
Institutional/Census Functionaries	2,820	19,112	12,138	6,974
Homeless Household	519	3,268	2,362	906
Homeless Person	853	3,025	2,474	551
Nomadic Household	31	97	76	21
Transient Persons/Household	57	246	147	99
Fishing and Hunting Persons/Household	16	61	34	27

Ojo LGA				
Type of Household	Total Number of Households	Sex		
		Both Sexes	Males	Females
Total	154,482	609,173	315,401	293,772
Regular	148,923	577,738	294,480	283,258
Institutional/Census Functionaries	3,951	24,360	15,677	8,683
Homeless Household	335	1,591	1,013	578
Homeless Person	730	3,332	2,863	469
Nomadic Household	135	375	262	113
Transient Persons/Household	288	1,164	730	434
Fishing and Hunting Persons/Household	120	613	376	237

Table HH1: Distribution of Population by Type of Household and Sex

Oshodi-Isolo LGA				
Type of Household	Total Number of Households	Sex		
		Both Sexes	Males	Females
Total	158,109	629,061	325,207	303,854
Regular	153,100	604,271	309,393	294,878
Institutional/Census Functionaries	3,172	17,776	10,916	6,860
Homeless Household	502	2,572	1,714	858
Homeless Person	939	2,578	1,917	661
Nomadic Household	68	251	183	68
Transient Persons/Household	301	1,543	1,042	501
Fishing and Hunting Persons/Household	27	70	42	28

Shomolu LGA				
Type of Household	Total Number of Households	Sex		
		Both Sexes	Males	Females
Total	103,076	403,569	207,519	196,050
Regular	100,793	392,427	201,038	191,389
Institutional/Census Functionaries	1,716	9,144	5,135	4,009
Homeless Household	160	907	594	313
Homeless Person	281	605	454	151
Nomadic Household	47	146	94	52
Transient Persons/Household	51	208	135	73
Fishing and Hunting Persons/Household	28	132	69	63

Surulere LGA				
Type of Household	Total Number of Households	Sex		
		Both Sexes	Males	Females
Total	119,415	502,865	260,509	242,356
Regular	115,820	483,906	248,043	235,863
Institutional/Census Functionaries	2,574	14,217	8,810	5,407
Homeless Household	362	1,962	1,406	556
Homeless Person	500	2,143	1,802	341
Nomadic Household	26	129	99	30
Transient Persons/Household	104	401	274	127
Fishing and Hunting Persons/Household	29	107	75	32

Table HH1: Distribution of Population by Type of Household and Sex

NASARAWA STATE

Table HH1: Distribution of Population by Type of Household and Sex

NASARAWA STATE				
Type of Household	Total Number of Households	Sex		
		Both Sexes	Males	Females
Total	357,045	1,869,377	943,801	925,576
Regular	342,711	1,738,100	869,701	868,399
Institutional/Census Functionaries	5,355	81,973	48,456	33,517
Homeless Household	526	2,751	1,496	1,255
Homeless Person	421	1,330	970	360
Nomadic Household	7,373	40,628	20,418	20,210
Transient Persons/Household	314	2,045	1,334	711
Fishing and Hunting Persons/Household	345	2,550	1,426	1,124

Akwanga LGA				
Type of Household	Total Number of Households	Sex		
		Both Sexes	Males	Females
Total	21,260	111,902	56,135	55,767
Regular	20,525	106,585	53,022	53,563
Institutional/Census Functionaries	295	2,800	1,804	996
Homeless Household	27	122	73	49
Homeless Person	18	74	47	27
Nomadic Household	358	2,161	1,090	1,071
Transient Persons/Household	36	153	93	60
Fishing and Hunting Persons/Household	1	7	6	1

Awe LGA				
Type of Household	Total Number of Households	Sex		
		Both Sexes	Males	Females
Total	20,968	113,083	57,326	55,757
Regular	19,471	99,376	49,826	49,550
Institutional/Census Functionaries	279	7,295	4,224	3,071
Homeless Household	36	280	139	141
Homeless Person	7	50	36	14
Nomadic Household	1,060	5,000	2,519	2,481
Transient Persons/Household	15	184	69	115
Fishing and Hunting Persons/Household	100	898	513	385

Table HH1: Distribution of Population by Type of Household and Sex

Doma LGA				
Type of Household	Total Number of Households	Sex		
		Both Sexes	Males	Females
Total	25,304	138,991	71,395	67,596
Regular	24,607	126,291	63,336	62,955
Institutional/Census Functionaries	458	11,475	7,405	4,070
Homeless Household	15	53	28	25
Homeless Person	15	68	41	27
Nomadic Household	148	672	334	338
Transient Persons/Household	21	165	96	69
Fishing and Hunting Persons/Household	40	267	155	112

Karu LGA				
Type of Household	Total Number of Households	Sex		
		Both Sexes	Males	Females
Total	47,692	216,230	109,515	106,715
Regular	45,963	204,195	102,694	101,501
Institutional/Census Functionaries	637	5,508	3,365	2,143
Homeless Household	113	585	331	254
Homeless Person	97	202	160	42
Nomadic Household	817	5,115	2,498	2,617
Transient Persons/Household	52	540	420	120
Fishing and Hunting Persons/Household	13	85	47	38

Keana LGA				
Type of Household	Total Number of Households	Sex		
		Both Sexes	Males	Females
Total	14,680	81,801	40,873	40,928
Regular	13,408	71,865	35,818	36,047
Institutional/Census Functionaries	67	3,874	1,684	2,190
Homeless Household	5	19	11	8
Homeless Person	4	10	2	8
Nomadic Household	1,195	6,024	3,352	2,672
Transient Persons/Household	-	-	-	-
Fishing and Hunting Persons/Household	1	9	6	3

Keffi LGA				
Type of Household	Total Number of Households	Sex		
		Both Sexes	Males	Females
Total	16,684	92,550	47,527	45,023
Regular	15,990	84,104	42,053	42,051
Institutional/Census Functionaries	438	7,050	4,680	2,370
Homeless Household	26	143	109	34
Homeless Person	52	196	174	22
Nomadic Household	147	917	408	509
Transient Persons/Household	28	117	84	33
Fishing and Hunting Persons/Household	3	23	19	4

Kokona LGA				
Type of Household	Total Number of Households	Sex		
		Both Sexes	Males	Females
Total	20,600	108,558	54,379	54,179
Regular	19,812	102,751	51,299	51,452
Institutional/Census Functionaries	218	2,465	1,449	1,016
Homeless Household	24	118	62	56
Homeless Person	21	57	33	24
Nomadic Household	483	2,929	1,376	1,553
Transient Persons/Household	25	129	89	40
Fishing and Hunting Persons/Household	17	109	71	38

Table HH1: Distribution of Population by Type of Household and Sex

Lafia LGA				
Type of Household	Total Number of Households	Sex		
		Both Sexes	Males	Females
Total	61,431	329,922	165,631	164,291
Regular	59,214	311,165	154,737	156,428
Institutional/Census Functionaries	1,145	13,005	7,866	5,139
Homeless Household	118	596	326	270
Homeless Person	103	301	232	69
Nomadic Household	781	4,522	2,275	2,247
Transient Persons/Household	53	250	147	103
Fishing and Hunting Persons/Household	17	83	48	35

Nasarawa LGA				
Type of Household	Total Number of Households	Sex		
		Both Sexes	Males	Females
Total	36,157	187,220	95,105	92,115
Regular	34,723	174,418	87,885	86,533
Institutional/Census Functionaries	877	9,631	5,700	3,931
Homeless Household	25	133	74	59
Homeless Person	32	95	57	38
Nomadic Household	429	2,525	1,160	1,365
Transient Persons/Household	37	180	118	62
Fishing and Hunting Persons/Household	34	238	111	127

Nasarawa-Eggon LGA				
Type of Household	Total Number of Households	Sex		
		Both Sexes	Males	Females
Total	28,208	148,405	74,543	73,862
Regular	27,206	139,662	70,041	69,621
Institutional/Census Functionaries	258	4,373	2,392	1,981
Homeless Household	21	126	52	74
Homeless Person	21	176	110	66
Nomadic Household	676	3,892	1,843	2,049
Transient Persons/Household	20	139	89	50
Fishing and Hunting Persons/Household	6	37	16	21

Obi LGA				
Type of Household	Total Number of Households	Sex		
		Both Sexes	Males	Females
Total	27,508	148,977	74,675	74,302
Regular	26,684	138,701	69,293	69,408
Institutional/Census Functionaries	335	7,835	4,109	3,726
Homeless Household	8	40	20	20
Homeless Person	33	62	51	11
Nomadic Household	434	2,254	1,149	1,105
Transient Persons/Household	12	76	52	24
Fishing and Hunting Persons/Household	2	9	1	8

Toto LGA				
Type of Household	Total Number of Households	Sex		
		Both Sexes	Males	Females
Total	22,674	119,051	59,884	59,167
Regular	21,939	112,018	56,178	55,840
Institutional/Census Functionaries	173	3,836	2,047	1,789
Homeless Household	105	521	262	259
Homeless Person	16	30	18	12
Nomadic Household	318	1,805	899	906
Transient Persons/Household	12	56	47	9
Fishing and Hunting Persons/Household	111	785	433	352

Table HH1: Distribution of Population by Type of Household and Sex

Wamba LGA				
Type of Household	Total Number of Households	Sex		
		Both Sexes	Males	Females
Total	13,879	72,687	36,813	35,874
Regular	13,169	66,969	33,519	33,450
Institutional/Census Functionaries	175	2,826	1,731	1,095
Homeless Household	3	15	9	6
Homeless Person	2	9	9	-
Nomadic Household	527	2,812	1,515	1,297
Transient Persons/Household	3	56	30	26
Fishing and Hunting Persons/Household	-	-	-	-

Table HH1: Distribution of Population by Type of Household and Sex

NIGER STATE

Table HH1: Distribution of Population by Type of Household and Sex

NIGER LGA				
Type of Household	Total Number of Households	Sex		
		Both Sexes	Males	Females
Total	752,309	3,954,772	2,004,350	1,950,422
Regular	729,964	3,744,408	1,884,083	1,860,325
Institutional/Census Functionaries	7,421	122,917	75,073	47,844
Homeless Household	696	3,909	2,263	1,646
Homeless Person	754	3,709	2,932	777
Nomadic Household	12,181	71,012	34,984	36,028
Transient Persons/Household	436	2,673	1,722	951
	857	6,144	3,293	2,851

Agaie LGA				
Type of Household	Total Number of Households	Sex		
		Both Sexes	Males	Females
Total	25,333	132,098	66,703	65,395
Regular	24,955	126,444	63,627	62,817
Institutional/Census Functionaries	202	4,581	2,530	2,051
Homeless Household	1	6	3	3
Homeless Person	2	9	5	4
Nomadic Household	162	979	497	482
Transient Persons/Household	2	9	4	5
Fishing and Hunting Persons/Household	9	70	37	33

Agwara LGA				
Type of Household	Total Number of Households	Sex		
		Both Sexes	Males	Females
Total	11,325	57,347	29,293	28,054
Regular	11,088	55,456	28,293	27,163
Institutional/Census Functionaries	57	869	470	399
Homeless Household	1	11	4	7
Homeless Person	4	11	5	6
Nomadic Household	141	737	365	372
Transient Persons/Household	6	41	21	20
Fishing and Hunting Persons/Household	28	222	135	87

Table HH1: Distribution of Population by Type of Household and Sex

Bida LGA				
Type of Household	Total Number of Households	Sex		
		Both Sexes	Males	Females
Total	34,532	185,553	93,741	91,812
Regular	34,012	175,503	89,155	86,348
Institutional/Census Functionaries	422	9,565	4,276	5,289
Homeless Household	27	137	92	45
Homeless Person	23	90	62	28
Nomadic Household	26	149	77	72
Transient Persons/Household	21	101	71	30
Fishing and Hunting Persons/Household	1	8	8	-

Borgu LGA				
Type of Household	Total Number of Households	Sex		
		Both Sexes	Males	Females
Total	33,170	172,835	87,327	85,508
Regular	31,591	161,398	81,374	80,024
Institutional/Census Functionaries	299	4,452	2,510	1,942
Homeless Household	20	95	56	39
Homeless Person	26	98	66	32
Nomadic Household	1,115	6,062	2,880	3,182
Transient Persons/Household	24	116	98	18
Fishing and Hunting Persons/Household	95	614	343	271

Bosso LGA				
Type of Household	Total Number of Households	Sex		
		Both Sexes	Males	Females
Total	27,187	148,136	75,033	73,103
Regular	25,964	135,067	67,484	67,583
Institutional/Census Functionaries	490	8,377	5,130	3,247
Homeless Household	29	243	147	96
Homeless Person	49	134	125	9
Nomadic Household	605	3,820	1,834	1,986
Transient Persons/Household	42	458	290	168
Fishing and Hunting Persons/Household	8	37	23	14

Chanchaga LGA				
Type of Household	Total Number of Households	Sex		
		Both Sexes	Males	Females
Total	38,950	202,151	105,265	96,886
Regular	37,976	191,896	97,715	94,181
Institutional/Census Functionaries	715	8,625	6,348	2,277
Homeless Household	93	539	327	212
Homeless Person	131	854	707	147
Nomadic Household	9	63	31	32
Transient Persons/Household	24	165	130	35
Fishing and Hunting Persons/Household	2	9	7	2

Edati LGA				
Type of Household	Total Number of Households	Sex		
		Both Sexes	Males	Females
Total	31,619	159,818	80,615	79,203
Regular	31,327	157,646	79,380	78,266
Institutional/Census Functionaries	99	1,336	787	549
Homeless Household	3	10	3	7
Homeless Person	3	25	12	13
Nomadic Household	181	752	408	344
Transient Persons/Household	4	31	16	15
Fishing and Hunting Persons/Household	2	18	9	9

Table HH1: Distribution of Population by Type of Household and Sex

Gbako LGA				
Type of Household	Total Number of Households	Sex		
		Both Sexes	Males	Females
Total	24,555	126,845	63,871	62,974
Regular	24,075	122,930	61,693	61,237
Institutional/Census Functionaries	103	1,940	1,163	777
Homeless Household	3	20	11	9
Homeless Person	9	44	27	17
Nomadic Household	354	1,827	928	899
Transient Persons/Household	4	43	25	18
Fishing and Hunting Persons/Household	7	41	24	17

Gurara LGA				
Type of Household	Total Number of Households	Sex		
		Both Sexes	Males	Females
Total	16,897	90,879	45,153	45,726
Regular	16,191	84,321	42,113	42,208
Institutional/Census Functionaries	176	3,500	1,484	2,016
Homeless Household	22	94	38	56
Homeless Person	12	18	18	-
Nomadic Household	474	2,841	1,437	1,404
Transient Persons/Household	10	37	24	13
Fishing and Hunting Persons/Household	12	68	39	29

Katcha LGA				
Type of Household	Total Number of Households	Sex		
		Both Sexes	Males	Females
Total	23,182	120,893	60,526	60,367
Regular	22,799	118,030	58,877	59,153
Institutional/Census Functionaries	95	1,370	869	501
Homeless Household	9	48	19	29
Homeless Person	6	15	6	9
Nomadic Household	255	1,292	669	623
Transient Persons/Household	3	21	15	6
Fishing and Hunting Persons/Household	15	117	71	46

Kontagora LGA				
Type of Household	Total Number of Households	Sex		
		Both Sexes	Males	Females
Total	27,266	151,968	77,782	74,186
Regular	26,323	140,366	70,231	70,135
Institutional/Census Functionaries	647	10,199	6,820	3,379
Homeless Household	26	140	88	52
Homeless Person	69	160	119	41
Nomadic Household	150	945	427	518
Transient Persons/Household	47	133	81	52
Fishing and Hunting Persons/Household	4	25	16	9

Lapai LGA				
Type of Household	Total Number of Households	Sex		
		Both Sexes	Males	Females
Total	22,247	117,021	59,974	57,047
Regular	21,485	107,692	54,512	53,180
Institutional/Census Functionaries	382	7,424	4,439	2,985
Homeless Household	5	19	13	6
Homeless Person	6	72	46	26
Nomadic Household	358	1,737	909	828
Transient Persons/Household	3	27	16	11
Fishing and Hunting Persons/Household	8	50	39	11

Table HH1: Distribution of Population by Type of Household and Sex

Lavun LGA				
Type of Household	Total Number of Households	Sex		
		Both Sexes	Males	Females
Total	40,640	209,777	107,146	102,631
Regular	40,079	203,636	102,931	100,705
Institutional/Census Functionaries	279	4,704	3,414	1,290
Homeless Household	7	34	18	16
Homeless Person	9	53	29	24
Nomadic Household	247	1,215	679	536
Transient Persons/Household	4	24	15	9
Fishing and Hunting Persons/Household	15	111	60	51

Magama LGA				
Type of Household	Total Number of Households	Sex		
		Both Sexes	Males	Females
Total	33,248	181,470	90,740	90,730
Regular	32,180	172,262	85,355	86,907
Institutional/Census Functionaries	264	4,517	3,014	1,503
Homeless Household	31	170	88	82
Homeless Person	20	72	59	13
Nomadic Household	717	4,268	2,097	2,171
Transient Persons/Household	16	66	50	16
Fishing and Hunting Persons/Household	20	115	77	38

Mariga LGA				
Type of Household	Total Number of Households	Sex		
		Both Sexes	Males	Females
Total	38,476	199,600	100,899	98,701
Regular	37,306	189,678	94,873	94,805
Institutional/Census Functionaries	269	4,573	3,366	1,207
Homeless Household	32	160	86	74
Homeless Person	33	102	71	31
Nomadic Household	789	4,817	2,346	2,471
Transient Persons/Household	19	81	45	36
Fishing and Hunting Persons/Household	28	189	112	77

Mashegu LGA				
Type of Household	Total Number of Households	Sex		
		Both Sexes	Males	Females
Total	41,871	215,197	107,909	107,288
Regular	40,532	204,210	101,724	102,486
Institutional/Census Functionaries	370	5,120	3,255	1,865
Homeless Household	47	294	198	96
Homeless Person	40	101	78	23
Nomadic Household	837	5,216	2,518	2,698
Transient Persons/Household	23	111	62	49
Fishing and Hunting Persons/Household	22	145	74	71

Mokwa LGA				
Type of Household	Total Number of Households	Sex		
		Both Sexes	Males	Females
Total	47,051	242,858	123,467	119,391
Regular	45,591	231,656	117,286	114,370
Institutional/Census Functionaries	305	4,568	2,812	1,756
Homeless Household	38	237	128	109
Homeless Person	20	120	68	52
Nomadic Household	722	3,629	1,803	1,826
Transient Persons/Household	17	96	67	29
Fishing and Hunting Persons/Household	358	2,552	1,303	1,249

Table HH1: Distribution of Population by Type of Household and Sex

Muya LGA				
Type of Household	Total Number of Households	Sex		
		Both Sexes	Males	Females
Total	20,047	103,461	52,584	50,877
Regular	19,077	95,833	48,462	47,371
Institutional/Census Functionaries	181	2,303	1,427	876
Homeless Household	15	132	82	50
Homeless Person	8	27	27	-
Nomadic Household	648	4,176	2,107	2,069
Transient Persons/Household	14	89	44	45
Fishing and Hunting Persons/Household	104	901	435	466

Paikoro LGA				
Type of Household	Total Number of Households	Sex		
		Both Sexes	Males	Females
Total	29,507	158,178	79,399	78,779
Regular	28,122	148,239	74,032	74,207
Institutional/Census Functionaries	276	3,194	1,961	1,233
Homeless Household	27	164	71	93
Homeless Person	34	144	117	27
Nomadic Household	1,006	6,104	3,043	3,061
Transient Persons/Household	28	230	125	105
Fishing and Hunting Persons/Household	14	103	50	53

Rafi LGA				
Type of Household	Total Number of Households	Sex		
		Both Sexes	Males	Females
Total	34,646	186,118	94,395	91,723
Regular	33,439	176,258	88,416	87,842
Institutional/Census Functionaries	332	4,778	3,381	1,397
Homeless Household	55	301	210	91
Homeless Person	54	154	113	41
Nomadic Household	729	4,463	2,175	2,288
Transient Persons/Household	25	79	56	23
Fishing and Hunting Persons/Household	12	85	44	41

Rijau LGA				
Type of Household	Total Number of Households	Sex		
		Both Sexes	Males	Females
Total	33,293	176,199	88,875	87,324
Regular	32,273	166,153	82,913	83,240
Institutional/Census Functionaries	422	6,257	3,882	2,375
Homeless Household	33	210	105	105
Homeless Person	30	465	438	27
Nomadic Household	506	2,883	1,398	1,485
Transient Persons/Household	22	185	113	72
Fishing and Hunting Persons/Household	7	46	26	20

Shiroro LGA				
Type of Household	Total Number of Households	Sex		
		Both Sexes	Males	Females
Total	44,092	235,665	118,640	117,025
Regular	42,451	221,407	111,018	110,389
Institutional/Census Functionaries	285	5,235	3,183	2,052
Homeless Household	18	89	39	50
Homeless Person	17	68	42	26
Nomadic Household	1,219	8,184	3,935	4,249
Transient Persons/Household	48	294	206	88
Fishing and Hunting Persons/Household	54	388	217	171

Table HH1: Distribution of Population by Type of Household and Sex

Suleja LGA				
Type of Household	Total Number of Households	Sex		
		Both Sexes	Males	Females
Total	42,449	215,075	112,030	103,045
Regular	41,610	206,030	105,373	100,657
Institutional/Census Functionaries	469	6,973	5,344	1,629
Homeless Household	65	332	211	121
Homeless Person	131	712	561	151
Nomadic Household	147	815	409	406
Transient Persons/Household	24	203	126	77
Fishing and Hunting Persons/Household	3	10	6	4

Tafa LGA				
Type of Household	Total Number of Households	Sex		
		Both Sexes	Males	Females
Total	15,219	83,874	41,524	42,350
Regular	14,828	76,650	39,224	37,426
Institutional/Census Functionaries	139	5,935	1,614	4,321
Homeless Household	82	398	209	189
Homeless Person	10	126	108	18
Nomadic Household	153	711	335	376
Fishing and Hunting Persons/Household	4	32	18	14

Wushishi LGA				
Type of Household	Total Number of Households	Sex		
		Both Sexes	Males	Females
Total	15,507	81,756	41,459	40,297
Regular	14,690	75,647	38,022	37,625
Institutional/Census Functionaries	143	2,522	1,594	928
Homeless Household	7	26	17	9
Homeless Person	8	35	23	12
Nomadic Household	631	3,327	1,677	1,650
Transient Persons/Household	3	11	6	5
Fishing and Hunting Persons/Household	25	188	120	68

Table HH1: Distribution of Population by Type of Household and Sex

OGUN STATE

Table HH1: Distribution of Population by Type of Household and Sex

OGUN STATE				
Type of Household	Total Number of Households	Sex		
		Both Sexes	Males	Females
Total	898,370	3,751,140	1,864,907	1,886,233
Regular	880,970	3,620,531	1,788,593	1,831,938
Institutional/Census Functionaries	12,346	108,836	62,248	46,588
Homeless Household	1,391	6,690	4,029	2,661
Homeless Person	1,477	4,446	3,476	970
Nomadic Household	960	4,727	2,746	1,981
Transient Persons/Household	864	4,318	2,793	1,525
Fishing and Hunting Persons/Household	362	1,592	1,022	570

Abeokuta North LGA				
Type of Household	Total Number of Households	Sex		
		Both Sexes	Males	Females
Total	50,054	198,793	96,463	102,330
Regular	49,183	193,104	93,300	99,804
Institutional/Census Functionaries	535	4,192	2,272	1,920
Homeless Household	71	290	163	127
Homeless Person	81	224	157	67
Nomadic Household	154	877	488	389
Transient Persons/Household	20	45	34	11
Fishing and Hunting Persons/Household	10	61	49	12

Abeokuta South LGA				
Type of Household	Total Number of Households	Sex		
		Both Sexes	Males	Females
Total	62,721	250,295	119,977	130,318
Regular	61,941	241,473	114,467	127,006
Institutional/Census Functionaries	676	8,331	5,184	3,147
Homeless Household	27	155	100	55
Homeless Person	39	110	86	24
Nomadic Household	7	44	31	13
Transient Persons/Household	24	152	93	59
Fishing and Hunting Persons/Household	7	30	16	14

Table HH1: Distribution of Population by Type of Household and Sex

Ado-Odo/Ota LGA				
Type of Household	Total Number of Households	Sex		
		Both Sexes	Males	Females
Total	133,398	527,242	261,523	265,719
Regular	130,821	509,494	251,314	258,180
Institutional/Census Functionaries	1,821	15,151	8,572	6,579
Homeless Household	260	1,160	697	463
Homeless Person	245	628	482	146
Nomadic Household	31	111	72	39
Transient Persons/Household	203	641	351	290
Fishing and Hunting Persons/Household	17	57	35	22

Egbado North LGA				
Type of Household	Total Number of Households	Sex		
		Both Sexes	Males	Females
Total	40,282	183,844	89,880	93,964
Regular	39,841	180,836	88,218	92,618
Institutional/Census Functionaries	283	2,322	1,242	1,080
Homeless Household	31	156	98	58
Homeless Person	37	118	74	44
Nomadic Household	43	194	104	90
Transient Persons/Household	35	179	118	61
Fishing and Hunting Persons/Household	12	39	26	13

Egbado South LGA				
Type of Household	Total Number of Households	Sex		
		Both Sexes	Males	Females
Total	41,840	168,336	81,666	86,670
Regular	41,041	164,003	79,161	84,842
Institutional/Census Functionaries	512	3,218	1,859	1,359
Homeless Household	125	569	289	280
Homeless Person	81	224	141	83
Nomadic Household	45	169	99	70
Transient Persons/Household	31	134	107	27
Fishing and Hunting Persons/Household	5	19	10	9

Ewekoro LGA				
Type of Household	Total Number of Households	Sex		
		Both Sexes	Males	Females
Total	13,656	55,093	28,212	26,881
Regular	13,413	53,557	27,190	26,367
Institutional/Census Functionaries	153	1,175	759	416
Homeless Household	20	74	43	31
Homeless Person	27	90	81	9
Nomadic Household	16	45	27	18
Transient Persons/Household	15	82	59	23
Fishing and Hunting Persons/Household	12	70	53	17

Ifo LGA				
Type of Household	Total Number of Households	Sex		
		Both Sexes	Males	Females
Total	135,904	539,170	269,206	269,964
Regular	133,312	524,754	260,201	264,553
Institutional/Census Functionaries	1,600	11,296	6,931	4,365
Homeless Household	327	1,381	812	569
Homeless Person	432	861	676	185
Nomadic Household	98	300	217	83
Transient Persons/Household	104	410	251	159
Fishing and Hunting Persons/Household	31	168	118	50

Table HH1: Distribution of Population by Type of Household and Sex

Ijebu East LGA				
Type of Household	Total Number of Households	Sex		
		Both Sexes	Males	Females
Total	25,339	109,321	56,981	52,340
Regular	25,010	106,292	55,399	50,893
Institutional/Census Functionaries	230	2,440	1,121	1,319
Homeless Household	24	145	126	19
Homeless Person	21	101	91	10
Nomadic Household	13	115	65	50
Transient Persons/Household	31	178	139	39
Fishing and Hunting Persons/Household	10	50	40	10

Ijebu North LGA				
Type of Household	Total Number of Households	Sex		
		Both Sexes	Males	Females
Total	63,738	280,520	141,074	139,446
Regular	61,722	266,990	133,589	133,401
Institutional/Census Functionaries	1,691	12,025	6,577	5,448
Homeless Household	56	260	130	130
Homeless Person	46	106	63	43
Nomadic Household	49	211	147	64
Transient Persons/Household	95	590	373	217
Fishing and Hunting Persons/Household	79	338	195	143

Ijebu North East LGA				
Type of Household	Total Number of Households	Sex		
		Both Sexes	Males	Females
Total	14,974	68,800	34,581	34,219
Regular	14,711	65,973	33,125	32,848
Institutional/Census Functionaries	232	2,391	1,195	1,196
Homeless Household	10	93	43	50
Homeless Person	8	13	9	4
Nomadic Household	-	-	-	-
Transient Persons/Household	11	312	195	117
Fishing and Hunting Persons/Household	2	18	14	4

Ijebu Ode LGA				
Type of Household	Total Number of Households	Sex		
		Both Sexes	Males	Females
Total	39,989	157,161	76,466	80,695
Regular	39,345	150,822	72,656	78,166
Institutional/Census Functionaries	568	5,954	3,553	2,401
Homeless Household	27	175	104	71
Homeless Person	22	108	88	20
Nomadic Household	4	18	8	10
Transient Persons/Household	18	55	41	14
Fishing and Hunting Persons/Household	5	29	16	13

Ikenne LGA				
Type of Household	Total Number of Households	Sex		
		Both Sexes	Males	Females
Total	23,254	119,117	60,607	58,510
Regular	22,984	111,339	56,143	55,196
Institutional/Census Functionaries	242	7,568	4,344	3,224
Homeless Household	16	83	47	36
Homeless Person	4	11	6	5
Nomadic Household	2	8	8	-
Transient Persons/Household	5	103	55	48
Fishing and Hunting Persons/Household	1	5	4	1

Table HH1: Distribution of Population by Type of Household and Sex

Imeko-Afon LGA				
Type of Household	Total Number of Households	Sex		
		Both Sexes	Males	Females
Total	17,767	82,952	41,850	41,102
Regular	17,242	79,793	40,103	39,690
Institutional/Census Functionaries	181	1,533	836	697
Homeless Household	38	218	116	102
Homeless Person	39	138	85	53
Nomadic Household	198	1,002	534	468
Transient Persons/Household	21	128	87	41
Fishing and Hunting Persons/Household	48	140	89	51

Ipokia LGA				
Type of Household	Total Number of Households	Sex		
		Both Sexes	Males	Females
Total	32,248	150,387	74,649	75,738
Regular	31,807	147,121	72,872	74,249
Institutional/Census Functionaries	259	2,406	1,261	1,145
Homeless Household	78	353	223	130
Homeless Person	32	90	54	36
Nomadic Household	12	53	27	26
Transient Persons/Household	24	123	75	48
Fishing and Hunting Persons/Household	36	241	137	104

Obafemi-Owode LGA				
Type of Household	Total Number of Households	Sex		
		Both Sexes	Males	Females
Total	58,422	235,071	118,574	116,497
Regular	56,571	223,057	110,837	112,220
Institutional/Census Functionaries	1,326	9,587	5,843	3,744
Homeless Household	126	690	512	178
Homeless Person	186	771	692	79
Nomadic Household	41	176	140	36
Transient Persons/Household	130	615	437	178
Fishing and Hunting Persons/Household	42	175	113	62

Odeda LGA				
Type of Household	Total Number of Households	Sex		
		Both Sexes	Males	Females
Total	24,075	109,522	55,200	54,322
Regular	23,385	103,748	51,963	51,785
Institutional/Census Functionaries	397	3,902	2,138	1,764
Homeless Household	10	132	74	58
Homeless Person	43	288	251	37
Nomadic Household	206	1,189	605	584
Transient Persons/Household	22	222	138	84
Fishing and Hunting Persons/Household	12	41	31	10

Odogbolu LGA				
Type of Household	Total Number of Households	Sex		
		Both Sexes	Males	Females
Total	28,089	125,657	63,838	61,819
Regular	27,404	119,677	60,137	59,540
Institutional/Census Functionaries	569	5,503	3,412	2,091
Homeless Household	27	156	84	72
Homeless Person	38	135	92	43
Nomadic Household	12	52	34	18
Transient Persons/Household	29	109	60	49
Fishing and Hunting Persons/Household	10	25	19	6

Table HH1: Distribution of Population by Type of Household and Sex

Ogun Waterside LGA				
Type of Household	Total Number of Households	Sex		
		Both Sexes	Males	Females
Total	15,988	74,222	37,412	36,810
Regular	15,927	73,776	37,114	36,662
Institutional/Census Functionaries	41	325	205	120
Homeless Household	2	11	11	-
Homeless Person	2	15	15	-
Nomadic Household	3	23	17	6
Transient Persons/Household	6	36	24	12
Fishing and Hunting Persons/Household	7	36	26	10

Remo North LGA				
Type of Household	Total Number of Households	Sex		
		Both Sexes	Males	Females
Total	12,928	59,752	29,893	29,859
Regular	12,828	58,685	29,342	29,343
Institutional/Census Functionaries	77	953	494	459
Homeless Household	14	68	28	40
Homeless Person	4	24	15	9
Nomadic Household	3	8	5	3
Transient Persons/Household	-	-	-	-
Fishing and Hunting Persons/Household	2	14	9	5

Shagamu LGA				
Type of Household	Total Number of Households	Sex		
		Both Sexes	Males	Females
Total	63,704	255,885	126,855	129,030
Regular	62,482	246,037	121,462	124,575
Institutional/Census Functionaries	953	8,564	4,450	4,114
Homeless Household	102	521	329	192
Homeless Person	90	391	318	73
Nomadic Household	23	132	118	14
Transient Persons/Household	40	204	156	48
Fishing and Hunting Persons/Household	14	36	22	14

Table HH1: Distribution of Population by Type of Household and Sex

ONDO STATE

Table HH1: Distribution of Population by Type of Household and Sex

ONDO STATE				
Type of Household	Total Number of Households	Sex		
		Both Sexes	Males	Females
Total	774,574	3,460,877	1,745,057	1,715,820
Regular	763,020	3,320,342	1,667,663	1,652,679
Institutional/Census Functionaries	8,726	124,461	68,120	56,341
Homeless Household	564	3,996	2,181	1,815
Homeless Person	567	1,918	1,366	552
Nomadic Household	830	3,949	2,168	1,781
Transient Persons/Household	438	2,905	1,804	1,101
Fishing and Hunting Persons/Household	429	3,306	1,755	1,551

Akoko North East LGA				
Type of Household	Total Number of Households	Sex		
		Both Sexes	Males	Females
Total	36,781	179,092	92,456	86,636
Regular	35,751	158,578	79,973	78,605
Institutional/Census Functionaries	889	19,699	12,041	7,658
Homeless Household	19	97	52	45
Homeless Person	12	27	22	5
Nomadic Household	102	618	328	290
Transient Persons/Household	6	62	36	26
Fishing and Hunting Persons/Household	2	11	4	7

Akoko North West LGA				
Type of Household	Total Number of Households	Sex		
		Both Sexes	Males	Females
Total	45,705	211,867	107,076	104,791
Regular	44,925	204,225	102,968	101,257
Institutional/Census Functionaries	342	5,261	2,848	2,413
Homeless Household	23	121	61	60
Homeless Person	14	39	21	18
Nomadic Household	393	2,110	1,113	997
Transient Persons/Household	5	96	58	38
Fishing and Hunting Persons/Household	3	15	7	8

Table HH1: Distribution of Population by Type of Household and Sex

Akoko South East LGA				
Type of Household	Total Number of Households	Sex		
		Both Sexes	Males	Females
Total	16,708	82,443	42,175	40,268
Regular	16,350	74,957	37,876	37,081
Institutional/Census Functionaries	263	6,933	4,006	2,927
Homeless Household	11	203	94	109
Homeless Person	-	-	-	-
Nomadic Household	74	216	112	104
Transient Persons/Household	3	78	56	22
Fishing and Hunting Persons/Household	7	56	31	25

Akoko South West LGA				
Type of Household	Total Number of Households	Sex		
		Both Sexes	Males	Females
Total	49,641	228,383	114,733	113,650
Regular	49,080	221,027	111,783	109,244
Institutional/Census Functionaries	467	6,948	2,695	4,253
Homeless Household	14	61	37	24
Homeless Person	16	35	16	19
Nomadic Household	56	207	132	75
Transient Persons/Household	8	105	70	35
Fishing and Hunting Persons/Household	-	-	-	-

Akure North LGA				
Type of Household	Total Number of Households	Sex		
		Both Sexes	Males	Females
Total	28,724	130,765	66,526	64,239
Regular	28,341	124,807	64,076	60,731
Institutional/Census Functionaries	329	5,550	2,209	3,341
Homeless Household	13	200	110	90
Homeless Person	8	23	14	9
Nomadic Household	12	55	34	21
Transient Persons/Household	13	89	60	29
Fishing and Hunting Persons/Household	8	41	23	18

Akure South LGA				
Type of Household	Total Number of Households	Sex		
		Both Sexes	Males	Females
Total	89,263	360,268	178,672	181,596
Regular	87,351	345,132	169,745	175,387
Institutional/Census Functionaries	1,480	13,504	7,822	5,682
Homeless Household	79	351	194	157
Homeless Person	144	551	464	87
Nomadic Household	30	112	67	45
Transient Persons/Household	167	572	350	222
Fishing and Hunting Persons/Household	12	46	30	16

Ese-Odo LGA				
Type of Household	Total Number of Households	Sex		
		Both Sexes	Males	Females
Total	34,839	158,256	79,812	78,444
Regular	34,642	155,079	78,161	76,918
Institutional/Census Functionaries	140	2,520	1,308	1,212
Homeless Household	11	235	115	120
Homeless Person	8	44	30	14
Nomadic Household	8	37	20	17
Transient Persons/Household	13	179	88	91
Fishing and Hunting Persons/Household	17	162	90	72

Table HH1: Distribution of Population by Type of Household and Sex

Idanre LGA				
Type of Household	Total Number of Households	Sex		
		Both Sexes	Males	Females
Total	29,606	129,795	67,531	62,264
Regular	29,252	125,054	64,709	60,345
Institutional/Census Functionaries	286	4,398	2,585	1,813
Homeless Household	6	25	9	16
Homeless Person	19	68	54	14
Nomadic Household	21	113	76	37
Transient Persons/Household	18	111	84	27
Fishing and Hunting Persons/Household	4	26	14	12

Ifedore LGA				
Type of Household	Total Number of Households	Sex		
		Both Sexes	Males	Females
Total	37,219	176,372	89,574	86,798
Regular	36,749	169,405	85,779	83,626
Institutional/Census Functionaries	388	6,509	3,518	2,991
Homeless Household	34	172	94	78
Homeless Person	24	45	31	14
Nomadic Household	7	18	9	9
Transient Persons/Household	13	217	137	80
Fishing and Hunting Persons/Household	4	6	6	-

Ilafe LGA				
Type of Household	Total Number of Households	Sex		
		Both Sexes	Males	Females
Total	64,110	289,838	146,859	142,979
Regular	63,328	282,230	142,871	139,359
Institutional/Census Functionaries	306	3,674	1,939	1,735
Homeless Household	81	860	416	444
Homeless Person	28	71	55	16
Nomadic Household	11	53	30	23
Transient Persons/Household	25	339	167	172
Fishing and Hunting Persons/Household	331	2,611	1,381	1,230

Ile-Oluji-Okeigbo LGA				
Type of Household	Total Number of Households	Sex		
		Both Sexes	Males	Females
Total	35,813	171,876	87,104	84,772
Regular	35,195	162,461	82,074	80,387
Institutional/Census Functionaries	567	9,138	4,868	4,270
Homeless Household	23	138	73	65
Homeless Person	12	43	31	12
Nomadic Household	3	12	9	3
Transient Persons/Household	10	61	33	28
Fishing and Hunting Persons/Household	3	23	16	7

Irele LGA				
Type of Household	Total Number of Households	Sex		
		Both Sexes	Males	Females
Total	31,380	144,136	72,861	71,275
Regular	31,107	139,569	70,299	69,270
Institutional/Census Functionaries	213	4,121	2,320	1,801
Homeless Household	17	107	53	54
Homeless Person	16	50	29	21
Nomadic Household	6	14	9	5
Transient Persons/Household	17	130	83	47
Fishing and Hunting Persons/Household	4	145	68	77

Table HH1: Distribution of Population by Type of Household and Sex

Odigbo LGA				
Type of Household	Total Number of Households	Sex		
		Both Sexes	Males	Females
Total	53,958	232,287	116,299	115,988
Regular	53,047	226,390	112,851	113,539
Institutional/Census Functionaries	623	4,884	2,824	2,060
Homeless Household	108	503	268	235
Homeless Person	100	194	134	60
Nomadic Household	26	62	40	22
Transient Persons/Household	43	207	153	54
Fishing and Hunting Persons/Household	11	47	29	18

Okitipupa LGA				
Type of Household	Total Number of Households	Sex		
		Both Sexes	Males	Females
Total	52,804	234,138	117,594	116,544
Regular	52,459	230,587	115,632	114,955
Institutional/Census Functionaries	283	3,269	1,807	1,462
Homeless Household	12	78	38	40
Homeless Person	18	33	21	12
Nomadic Household	11	49	34	15
Transient Persons/Household	17	93	53	40
Fishing and Hunting Persons/Household	4	29	9	20

Ondo East LGA				
Type of Household	Total Number of Households	Sex		
		Both Sexes	Males	Females
Total	16,118	76,092	38,851	37,241
Regular	15,724	69,566	35,226	34,340
Institutional/Census Functionaries	359	6,360	3,522	2,838
Homeless Household	6	45	24	21
Homeless Person	12	48	28	20
Nomadic Household	4	16	10	6
Transient Persons/Household	12	55	39	16
Fishing and Hunting Persons/Household	1	2	2	-

Ondo West LGA				
Type of Household	Total Number of Households	Sex		
		Both Sexes	Males	Females
Total	69,296	288,868	141,759	147,109
Regular	68,179	276,370	134,965	141,405
Institutional/Census Functionaries	917	11,330	5,954	5,376
Homeless Household	60	472	370	102
Homeless Person	75	377	271	106
Nomadic Household	29	94	58	36
Transient Persons/Household	29	191	126	65
Fishing and Hunting Persons/Household	7	34	15	19

Ose LGA				
Type of Household	Total Number of Households	Sex		
		Both Sexes	Males	Females
Total	31,806	144,139	73,119	71,020
Regular	31,604	140,783	71,325	69,458
Institutional/Census Functionaries	165	3,044	1,619	1,425
Homeless Household	12	169	92	77
Homeless Person	9	22	17	5
Nomadic Household	8	31	14	17
Transient Persons/Household	5	69	41	28
Fishing and Hunting Persons/Household	3	21	11	10

Table HH1: Distribution of Population by Type of Household and Sex

Owo LGA				
Type of Household	Total Number of Households	Sex		
		Both Sexes	Males	Females
Total	50,803	222,262	112,056	110,206
Regular	49,936	214,122	107,350	106,772
Institutional/Census Functionaries	709	7,319	4,235	3,084
Homeless Household	35	159	81	78
Homeless Person	52	248	128	120
Nomadic Household	29	132	73	59
Transient Persons/Household	34	251	170	81
Fishing and Hunting Persons/Household	8	31	19	12

Table HH1: Distribution of Population by Type of Household and Sex

OSUN STATE

Table HH1: Distribution of Population by Type of Household and Sex

OSUN STATE				
Type of Household	Total Number of Households	Sex		
		Both Sexes	Males	Females
Total	744,275	3,416,959	1,734,149	1,682,810
Regular	730,313	3,274,275	1,654,171	1,620,104
Institutional/Census Functionaries	10,803	126,994	71,240	55,754
Homeless Household	778	3,801	1,975	1,826
Homeless Person	559	2,086	1,418	668
Nomadic Household	1,330	6,899	3,678	3,221
Transient Persons/Household	413	2,396	1,372	1,024
Fishing and Hunting Persons/Household	79	508	295	213

Aiyedade LGA				
Type of Household	Total Number of Households	Sex		
		Both Sexes	Males	Females
Total	32,397	149,569	76,032	73,537
Regular	32,148	147,034	74,543	72,491
Institutional/Census Functionaries	197	2,220	1,333	887
Homeless Household	15	91	38	53
Homeless Person	6	36	19	17
Nomadic Household	17	84	34	50
Transient Persons/Household	12	91	57	34
Fishing and Hunting Persons/Household	2	13	8	5

Aiyedire LGA				
Type of Household	Total Number of Households	Sex		
		Both Sexes	Males	Females
Total	16,917	76,309	38,299	38,010
Regular	16,462	73,078	36,656	36,422
Institutional/Census Functionaries	153	1,639	848	791
Homeless Household	163	824	388	436
Homeless Person	43	179	105	74
Nomadic Household	89	536	271	265
Transient Persons/Household	2	16	9	7
Fishing and Hunting Persons/Household	5	37	22	15

Table HH1: Distribution of Population by Type of Household and Sex

Atakumosa East LGA				
Type of Household	Total Number of Households	Sex		
		Both Sexes	Males	Females
Total	16,768	76,105	38,945	37,160
Regular	16,582	74,575	38,000	36,575
Institutional/Census Functionaries	132	1,290	819	471
Homeless Household	24	108	48	60
Homeless Person	17	64	40	24
Nomadic Household	1	1	1	-
Transient Persons/Household	9	50	29	21
Fishing and Hunting Persons/Household	3	17	8	9

Atakumosa West LGA				
Type of Household	Total Number of Households	Sex		
		Both Sexes	Males	Females
Total	14,700	68,350	34,859	33,491
Regular	14,398	65,691	33,428	32,263
Institutional/Census Functionaries	245	2,362	1,265	1,097
Homeless Household	11	49	24	25
Homeless Person	8	22	15	7
Nomadic Household	6	42	23	19
Transient Persons/Household	31	176	102	74
Fishing and Hunting Persons/Household	1	8	2	6

Boluwaduro LGA				
Type of Household	Total Number of Households	Sex		
		Both Sexes	Males	Females
Total	15,639	70,954	36,045	34,909
Regular	15,495	69,491	35,208	34,283
Institutional/Census Functionaries	118	1,351	767	584
Homeless Household	11	36	25	11
Homeless Person	8	31	23	8
Nomadic Household	5	36	17	19
Transient Persons/Household	1	1	1	-
Fishing and Hunting Persons/Household	1	8	4	4

Boripe LGA				
Type of Household	Total Number of Households	Sex		
		Both Sexes	Males	Females
Total	30,081	138,742	71,052	67,690
Regular	29,540	132,207	67,488	64,719
Institutional/Census Functionaries	453	6,127	3,350	2,777
Homeless Household	13	120	85	35
Homeless Person	4	11	7	4
Nomadic Household	67	249	105	144
Transient Persons/Household	4	28	17	11
Fishing and Hunting Persons/Household	-	-	-	-

Ede North LGA				
Type of Household	Total Number of Households	Sex		
		Both Sexes	Males	Females
Total	18,803	83,818	42,282	41,536
Regular	18,372	80,731	40,651	40,080
Institutional/Census Functionaries	372	2,816	1,497	1,319
Homeless Household	8	27	17	10
Homeless Person	8	15	8	7
Nomadic Household	40	197	93	104
Transient Persons/Household	-	-	-	-
Fishing and Hunting Persons/Household	3	32	16	16

Table HH1: Distribution of Population by Type of Household and Sex

Ede South LGA				
Type of Household	Total Number of Households	Sex		
		Both Sexes	Males	Females
Total	16,276	75,489	38,233	37,256
Regular	15,979	72,525	36,477	36,048
Institutional/Census Functionaries	184	2,444	1,467	977
Homeless Household	18	67	36	31
Homeless Person	11	30	16	14
Nomadic Household	69	343	187	156
Transient Persons/Household	12	69	40	29
Fishing and Hunting Persons/Household	3	11	10	1

Egbedore LGA				
Type of Household	Total Number of Households	Sex		
		Both Sexes	Males	Females
Total	16,206	73,969	37,302	36,667
Regular	15,978	72,281	36,429	35,852
Institutional/Census Functionaries	128	1,203	614	589
Homeless Household	2	8	1	7
Homeless Person	5	10	9	1
Nomadic Household	82	436	233	203
Transient Persons/Household	9	24	14	10
Fishing and Hunting Persons/Household	2	7	2	5

Ejigbo LGA				
Type of Household	Total Number of Households	Sex		
		Both Sexes	Males	Females
Total	28,727	132,515	67,437	65,078
Regular	28,184	127,273	64,599	62,674
Institutional/Census Functionaries	313	3,806	2,075	1,731
Homeless Household	12	64	25	39
Homeless Person	9	11	7	4
Nomadic Household	205	1,339	720	619
Transient Persons/Household	1	6	4	2
Fishing and Hunting Persons/Household	3	16	7	9

Ife Central LGA				
Type of Household	Total Number of Households	Sex		
		Both Sexes	Males	Females
Total	33,871	167,204	88,403	78,801
Regular	31,153	129,742	65,209	64,533
Institutional/Census Functionaries	2,406	35,940	22,144	13,796
Homeless Household	90	440	275	165
Homeless Person	139	643	503	140
Nomadic Household	15	72	56	16
Transient Persons/Household	63	348	209	139
Fishing and Hunting Persons/Household	5	19	7	12

Ife East LGA				
Type of Household	Total Number of Households	Sex		
		Both Sexes	Males	Females
Total	41,671	188,614	95,106	93,508
Regular	40,698	182,630	91,578	91,052
Institutional/Census Functionaries	770	5,270	3,097	2,173
Homeless Household	46	204	114	90
Homeless Person	59	100	78	22
Nomadic Household	19	102	77	25
Transient Persons/Household	77	300	156	144
Fishing and Hunting Persons/Household	2	8	6	2

Table HH1: Distribution of Population by Type of Household and Sex

Ife North LGA				
Type of Household	Total Number of Households	Sex		
		Both Sexes	Males	Females
Total	33,281	153,274	76,852	76,422
Regular	32,880	147,530	74,819	72,711
Institutional/Census Functionaries	311	5,270	1,766	3,504
Homeless Household	55	255	134	121
Homeless Person	11	51	27	24
Nomadic Household	10	72	46	26
Transient Persons/Household	11	68	36	32
Fishing and Hunting Persons/Household	3	28	24	4

Ife South LGA				
Type of Household	Total Number of Households	Sex		
		Both Sexes	Males	Females
Total	29,613	134,490	68,450	66,040
Regular	29,197	131,282	66,603	64,679
Institutional/Census Functionaries	329	2,644	1,491	1,153
Homeless Household	27	112	64	48
Homeless Person	27	122	83	39
Nomadic Household	9	28	14	14
Transient Persons/Household	20	278	175	103
Fishing and Hunting Persons/Household	4	24	20	4

Ifedayo LGA				
Type of Household	Total Number of Households	Sex		
		Both Sexes	Males	Females
Total	8,214	37,508	19,227	18,281
Regular	8,173	37,069	19,003	18,066
Institutional/Census Functionaries	31	404	210	194
Homeless Household	2	4	1	3
Homeless Person	4	6	3	3
Nomadic Household	-	-	-	-
Transient Persons/Household	2	15	8	7
Fishing and Hunting Persons/Household	2	10	2	8

Ifelodun LGA				
Type of Household	Total Number of Households	Sex		
		Both Sexes	Males	Females
Total	20,804	96,444	48,567	47,877
Regular	20,429	92,022	46,286	45,736
Institutional/Census Functionaries	294	4,093	2,065	2,028
Homeless Household	4	23	17	6
Homeless Person	8	46	35	11
Nomadic Household	68	252	162	90
Transient Persons/Household	1	8	2	6
Fishing and Hunting Persons/Household	-	-	-	-

Ila LGA				
Type of Household	Total Number of Households	Sex		
		Both Sexes	Males	Females
Total	13,842	62,054	31,488	30,566
Regular	13,605	59,699	30,190	29,509
Institutional/Census Functionaries	211	2,238	1,232	1,006
Homeless Household	9	45	24	21
Homeless Person	7	29	15	14
Nomadic Household	8	27	16	11
Transient Persons/Household	1	8	6	2
Fishing and Hunting Persons/Household	1	8	5	3

Table HH1: Distribution of Population by Type of Household and Sex

Ilesha East LGA				
Type of Household	Total Number of Households	Sex		
		Both Sexes	Males	Females
Total	22,815	105,416	52,721	52,695
Regular	22,360	101,203	50,062	51,141
Institutional/Census Functionaries	426	4,098	2,599	1,499
Homeless Household	11	53	23	30
Homeless Person	7	11	9	2
Nomadic Household	4	17	6	11
Transient Persons/Household	6	26	18	8
Fishing and Hunting Persons/Household	1	8	4	4

Ilesha West LGA				
Type of Household	Total Number of Households	Sex		
		Both Sexes	Males	Females
Total	23,915	106,809	52,985	53,824
Regular	23,362	103,291	51,096	52,195
Institutional/Census Functionaries	429	3,032	1,595	1,437
Homeless Household	49	207	120	87
Homeless Person	48	167	106	61
Nomadic Household	4	17	12	5
Transient Persons/Household	23	95	56	39
Fishing and Hunting Persons/Household	-	-	-	-

Irepodun LGA				
Type of Household	Total Number of Households	Sex		
		Both Sexes	Males	Females
Total	26,325	119,590	60,553	59,037
Regular	26,224	118,489	59,913	58,576
Institutional/Census Functionaries	79	985	582	403
Homeless Household	8	42	21	21
Homeless Person	7	15	9	6
Nomadic Household	2	12	5	7
Transient Persons/Household	3	23	12	11
Fishing and Hunting Persons/Household	2	24	11	13

Irewole LGA				
Type of Household	Total Number of Households	Sex		
		Both Sexes	Males	Females
Total	30,470	142,806	71,730	71,076
Regular	29,966	137,880	68,898	68,982
Institutional/Census Functionaries	421	4,524	2,618	1,906
Homeless Household	29	163	88	75
Homeless Person	23	67	35	32
Nomadic Household	12	49	29	20
Transient Persons/Household	19	123	62	61
Fishing and Hunting Persons/Household	-	-	-	-

Isokan LGA				
Type of Household	Total Number of Households	Sex		
		Both Sexes	Males	Females
Total	22,157	102,060	51,304	50,756
Regular	21,912	99,746	50,059	49,687
Institutional/Census Functionaries	193	2,107	1,135	972
Homeless Household	31	145	75	70
Homeless Person	6	13	8	5
Nomadic Household	3	5	2	3
Transient Persons/Household	11	36	21	15
Fishing and Hunting Persons/Household	1	8	4	4

Table HH1: Distribution of Population by Type of Household and Sex

Iwo LGA				
Type of Household	Total Number of Households	Sex		
		Both Sexes	Males	Females
Total	41,721	191,348	96,419	94,929
Regular	40,958	182,271	91,984	90,287
Institutional/Census Functionaries	585	8,194	3,976	4,218
Homeless Household	24	138	70	68
Homeless Person	28	95	57	38
Nomadic Household	101	482	234	248
Transient Persons/Household	22	147	80	67
Fishing and Hunting Persons/Household	3	21	18	3

Obokun LGA				
Type of Household	Total Number of Households	Sex		
		Both Sexes	Males	Females
Total	25,012	116,850	59,587	57,263
Regular	24,584	111,379	56,629	54,750
Institutional/Census Functionaries	400	5,336	2,890	2,446
Homeless Household	16	84	38	46
Homeless Person	6	17	8	9
Nomadic Household	2	6	4	2
Fishing and Hunting Persons/Household	1	4	4	-

Odo-Otin LGA				
Type of Household	Total Number of Households	Sex		
		Both Sexes	Males	Females
Total	29,573	132,078	67,956	64,122
Regular	29,379	130,197	66,912	63,285
Institutional/Census Functionaries	103	1,373	747	626
Homeless Household	3	10	4	6
Homeless Person	2	9	7	2
Nomadic Household	72	379	217	162
Transient Persons/Household	3	22	16	6
Fishing and Hunting Persons/Household	11	88	53	35

Ola-Oluwa LGA				
Type of Household	Total Number of Households	Sex		
		Both Sexes	Males	Females
Total	17,064	76,227	39,233	36,994
Regular	16,686	74,076	38,082	35,994
Institutional/Census Functionaries	67	654	366	288
Homeless Household	22	85	43	42
Homeless Person	15	54	30	24
Nomadic Household	261	1,271	666	605
Transient Persons/Household	12	82	45	37
Fishing and Hunting Persons/Household	1	5	1	4

Olorunda LGA				
Type of Household	Total Number of Households	Sex		
		Both Sexes	Males	Females
Total	28,679	131,649	66,684	64,965
Regular	28,116	126,323	63,638	62,685
Institutional/Census Functionaries	489	4,923	2,842	2,081
Homeless Household	27	139	57	82
Homeless Person	8	37	26	11
Nomadic Household	16	99	47	52
Transient Persons/Household	16	91	51	40
Fishing and Hunting Persons/Household	7	37	23	14

Table HH1: Distribution of Population by Type of Household and Sex

Oriade LGA				
Type of Household	Total Number of Households	Sex		
		Both Sexes	Males	Females
Total	32,486	148,379	75,213	73,166
Regular	32,141	143,997	72,798	71,199
Institutional/Census Functionaries	285	4,014	2,183	1,831
Homeless Household	14	67	39	28
Homeless Person	16	120	72	48
Nomadic Household	18	99	67	32
Transient Persons/Household	9	58	37	21
Fishing and Hunting Persons/Household	3	24	17	7

Orolu LGA				
Type of Household	Total Number of Households	Sex		
		Both Sexes	Males	Females
Total	22,679	102,832	52,790	50,042
Regular	22,502	101,195	51,893	49,302
Institutional/Census Functionaries	58	986	568	418
Homeless Household	10	67	26	41
Homeless Person	3	10	7	3
Nomadic Household	105	567	292	275
Transient Persons/Household	1	7	4	3
Fishing and Hunting Persons/Household	-	-	-	-

Osogbo LGA				
Type of Household	Total Number of Households	Sex		
		Both Sexes	Males	Females
Total	33,569	155,507	78,395	77,112
Regular	32,850	149,368	75,040	74,328
Institutional/Census Functionaries	621	5,651	3,099	2,552
Homeless Household	24	124	55	69
Homeless Person	16	65	51	14
Nomadic Household	20	80	42	38
Transient Persons/Household	29	176	91	85
Fishing and Hunting Persons/Household	9	43	17	26

Table HH1: Distribution of Population by Type of Household and Sex

OYO STATE

Table HH1: Distribution of Population by Type of Household and Sex

OYO STATE STATE				
Type of Household	Total Number of Households	Sex		
		Both Sexes	Males	Females
Total	1,279,681	5,580,894	2,802,432	2,778,462
Regular	1,248,105	5,367,138	2,678,125	2,689,013
Institutional/Census Functionaries	21,097	166,543	95,790	70,753
Homeless Household	1,380	6,518	3,663	2,855
Homeless Person	2,683	8,699	6,545	2,154
Nomadic Household	5,100	24,606	13,533	11,073
Transient Persons/Household	1,067	5,916	3,919	1,997
Fishing and Hunting Persons/Household	249	1,474	857	617

Afijio LGA				
Type of Household	Total Number of Households	Sex		
		Both Sexes	Males	Females
Total	27,910	132,184	66,434	65,750
Regular	27,025	123,587	62,210	61,377
Institutional/Census Functionaries	824	8,286	4,048	4,238
Homeless Household	20	101	51	50
Homeless Person	11	44	27	17
Nomadic Household	10	63	37	26
Transient Persons/Household	16	84	51	33
Fishing and Hunting Persons/Household	4	19	10	9

Akinyele LGA				
Type of Household	Total Number of Households	Sex		
		Both Sexes	Males	Females
Total	51,165	211,811	105,594	106,217
Regular	49,883	203,682	100,211	103,471
Institutional/Census Functionaries	883	5,923	3,654	2,269
Homeless Household	107	569	382	187
Homeless Person	143	531	430	101
Nomadic Household	27	86	59	27
Transient Persons/Household	111	989	838	151
Fishing and Hunting Persons/Household	11	31	20	11

Table HH1: Distribution of Population by Type of Household and Sex

Atiba LGA				
Type of Household	Total Number of Households	Sex		
		Both Sexes	Males	Females
Total	35,379	168,246	84,266	83,980
Regular	34,593	160,235	80,500	79,735
Institutional/Census Functionaries	611	7,036	3,184	3,852
Homeless Household	25	119	76	43
Homeless Person	30	91	56	35
Nomadic Household	89	479	249	230
Transient Persons/Household	19	203	156	47
Fishing and Hunting Persons/Household	12	83	45	38

Atigbo LGA				
Type of Household	Total Number of Households	Sex		
		Both Sexes	Males	Females
Total	23,348	109,965	56,747	53,218
Regular	23,028	108,176	55,705	52,471
Institutional/Census Functionaries	62	548	354	194
Homeless Household	12	64	31	33
Homeless Person	5	19	10	9
Nomadic Household	231	1,094	607	487
Transient Persons/Household	5	27	16	11
Fishing and Hunting Persons/Household	5	37	24	13

Egbeda LGA				
Type of Household	Total Number of Households	Sex		
		Both Sexes	Males	Females
Total	66,802	283,643	137,527	146,116
Regular	65,466	277,354	133,977	143,377
Institutional/Census Functionaries	895	4,548	2,574	1,974
Homeless Household	115	501	253	248
Homeless Person	114	525	340	185
Nomadic Household	53	181	98	83
Transient Persons/Household	144	460	247	213
Fishing and Hunting Persons/Household	15	74	38	36

Ibadan Central [Ibadan North East] LGA				
Type of Household	Total Number of Households	Sex		
		Both Sexes	Males	Females
Total	84,060	331,444	163,844	167,600
Regular	81,661	319,491	156,863	162,628
Institutional/Census Functionaries	1,890	10,297	5,917	4,380
Homeless Household	112	519	305	214
Homeless Person	289	698	505	193
Nomadic Household	34	109	73	36
Transient Persons/Household	70	313	170	143
Fishing and Hunting Persons/Household	4	17	11	6

Ibadan North LGA				
Type of Household	Total Number of Households	Sex		
		Both Sexes	Males	Females
Total	80,048	308,119	152,608	155,511
Regular	76,740	286,110	138,988	147,122
Institutional/Census Functionaries	2,594	18,353	10,698	7,655
Homeless Household	95	449	284	165
Homeless Person	512	2,806	2,372	434
Nomadic Household	24	67	31	36
Transient Persons/Household	79	308	220	88
Fishing and Hunting Persons/Household	4	26	15	11

Table HH1: Distribution of Population by Type of Household and Sex

Ibadan North West LGA				
Type of Household	Total Number of Households	Sex		
		Both Sexes	Males	Females
Total	40,459	154,029	75,410	78,619
Regular	39,336	148,747	72,423	76,324
Institutional/Census Functionaries	956	4,639	2,539	2,100
Homeless Household	23	110	72	38
Homeless Person	81	229	176	53
Nomadic Household	9	47	27	20
Transient Persons/Household	43	192	142	50
Fishing and Hunting Persons/Household	11	65	31	34

Ibadan South East LGA				
Type of Household	Total Number of Households	Sex		
		Both Sexes	Males	Females
Total	70,449	266,457	130,334	136,123
Regular	69,235	260,682	127,110	133,572
Institutional/Census Functionaries	845	4,706	2,505	2,201
Homeless Household	56	254	144	110
Homeless Person	244	586	446	140
Nomadic Household	27	93	48	45
Transient Persons/Household	36	119	69	50
Fishing and Hunting Persons/Household	6	17	12	5

Ibadan South West LGA				
Type of Household	Total Number of Households	Sex		
		Both Sexes	Males	Females
Total	75,652	283,098	139,622	143,476
Regular	73,052	272,378	133,359	139,019
Institutional/Census Functionaries	1,776	8,615	4,906	3,709
Homeless Household	228	890	490	400
Homeless Person	462	758	592	166
Nomadic Household	29	84	54	30
Transient Persons/Household	99	345	203	142
Fishing and Hunting Persons/Household	6	28	18	10

Ibarapa Central LGA				
Type of Household	Total Number of Households	Sex		
		Both Sexes	Males	Females
Total	22,372	103,243	52,094	51,149
Regular	21,920	99,351	49,884	49,467
Institutional/Census Functionaries	263	3,087	1,786	1,301
Homeless Household	29	177	91	86
Homeless Person	21	58	34	24
Nomadic Household	129	515	270	245
Transient Persons/Household	10	55	29	26
Fishing and Hunting Persons/Household	-	-	-	-

Ibarapa East LGA				
Type of Household	Total Number of Households	Sex		
		Both Sexes	Males	Females
Total	24,783	117,182	59,315	57,867
Regular	23,816	111,116	55,846	55,270
Institutional/Census Functionaries	665	4,613	2,665	1,948
Homeless Household	12	51	33	18
Homeless Person	19	26	19	7
Nomadic Household	253	1,268	694	574
Transient Persons/Household	8	38	24	14
Fishing and Hunting Persons/Household	10	70	34	36

Table HH1: Distribution of Population by Type of Household and Sex

Ibarapa North LGA				
Type of Household	Total Number of Households	Sex		
		Both Sexes	Males	Females
Total	22,513	100,293	51,272	49,021
Regular	22,048	97,719	49,811	47,908
Institutional/Census Functionaries	53	791	458	333
Homeless Household	17	58	37	21
Homeless Person	10	14	14	-
Nomadic Household	381	1,695	942	753
Transient Persons/Household	4	16	10	6
Fishing and Hunting Persons/Household	-	-	-	-

Ido LGA				
Type of Household	Total Number of Households	Sex		
		Both Sexes	Males	Females
Total	25,776	104,087	52,465	51,622
Regular	24,745	98,275	49,006	49,269
Institutional/Census Functionaries	719	4,950	2,941	2,009
Homeless Household	56	262	157	105
Homeless Person	168	321	210	111
Nomadic Household	22	69	37	32
Transient Persons/Household	55	185	98	87
Fishing and Hunting Persons/Household	11	25	16	9

Irepo LGA				
Type of Household	Total Number of Households	Sex		
		Both Sexes	Males	Females
Total	24,709	121,240	62,601	58,639
Regular	24,387	119,197	61,419	57,778
Institutional/Census Functionaries	85	709	424	285
Homeless Household	5	22	5	17
Homeless Person	5	39	34	5
Nomadic Household	219	1,213	686	527
Transient Persons/Household	5	46	23	23
Fishing and Hunting Persons/Household	3	14	10	4

Iseyin LGA				
Type of Household	Total Number of Households	Sex		
		Both Sexes	Males	Females
Total	55,034	255,619	129,268	126,351
Regular	54,020	247,329	124,655	122,674
Institutional/Census Functionaries	439	4,992	2,812	2,180
Homeless Household	20	94	47	47
Homeless Person	11	35	15	20
Nomadic Household	493	2,757	1,491	1,266
Transient Persons/Household	23	171	124	47
Fishing and Hunting Persons/Household	28	241	124	117

Itesiwaju LGA				
Type of Household	Total Number of Households	Sex		
		Both Sexes	Males	Females
Total	27,952	127,391	65,820	61,571
Regular	27,719	125,368	64,620	60,748
Institutional/Census Functionaries	75	1,202	702	500
Homeless Household	4	23	12	11
Homeless Person	3	9	5	4
Nomadic Household	148	715	427	288
Transient Persons/Household	3	74	54	20
Fishing and Hunting Persons/Household	-	-	-	-

Table HH1: Distribution of Population by Type of Household and Sex

Iwajowa LGA				
Type of Household	Total Number of Households	Sex		
		Both Sexes	Males	Females
Total	22,607	102,847	52,472	50,375
Regular	21,896	99,155	50,479	48,676
Institutional/Census Functionaries	62	519	300	219
Homeless Household	7	27	9	18
Homeless Person	1	6	3	3
Nomadic Household	638	3,118	1,665	1,453
Transient Persons/Household	1	8	8	-
Fishing and Hunting Persons/Household	2	14	8	6

Kajola LGA				
Type of Household	Total Number of Households	Sex		
		Both Sexes	Males	Females
Total	44,632	200,528	101,188	99,340
Regular	44,199	197,323	99,447	97,876
Institutional/Census Functionaries	188	2,230	1,178	1,052
Homeless Household	7	48	23	25
Homeless Person	4	9	6	3
Nomadic Household	230	879	516	363
Transient Persons/Household	3	23	10	13
Fishing and Hunting Persons/Household	1	16	8	8

Lagelu LGA				
Type of Household	Total Number of Households	Sex		
		Both Sexes	Males	Females
Total	33,208	148,133	74,220	73,913
Regular	32,688	143,450	71,501	71,949
Institutional/Census Functionaries	451	4,442	2,553	1,889
Homeless Household	26	121	74	47
Homeless Person	23	44	37	7
Nomadic Household	5	25	18	7
Transient Persons/Household	12	31	23	8
Fishing and Hunting Persons/Household	3	20	14	6

Ogbomosho North LGA				
Type of Household	Total Number of Households	Sex		
		Both Sexes	Males	Females
Total	38,542	198,859	103,418	95,441
Regular	36,276	171,131	86,075	85,056
Institutional/Census Functionaries	2,154	26,909	16,783	10,126
Homeless Household	40	243	140	103
Homeless Person	38	210	144	66
Nomadic Household	9	41	27	14
Transient Persons/Household	21	291	219	72
Fishing and Hunting Persons/Household	4	34	30	4

Ogbomosho South LGA				
Type of Household	Total Number of Households	Sex		
		Both Sexes	Males	Females
Total	21,231	100,379	50,862	49,517
Regular	20,825	97,004	48,651	48,353
Institutional/Census Functionaries	347	3,046	2,018	1,028
Homeless Household	23	137	56	81
Homeless Person	19	97	74	23
Nomadic Household	1	13	5	8
Transient Persons/Household	7	38	30	8
Fishing and Hunting Persons/Household	9	44	28	16

Table HH1: Distribution of Population by Type of Household and Sex

Ogo Oluwa LGA				
Type of Household	Total Number of Households	Sex		
		Both Sexes	Males	Females
Total	13,919	65,198	33,403	31,795
Regular	13,720	62,898	32,146	30,752
Institutional/Census Functionaries	152	2,069	1,107	962
Homeless Household	6	32	30	2
Homeless Person	8	30	29	1
Nomadic Household	32	161	84	77
Transient Persons/Household	1	8	7	1
Fishing and Hunting Persons/Household	-	-	-	-

Olorunsogo LGA				
Type of Household	Total Number of Households	Sex		
		Both Sexes	Males	Females
Total	17,372	81,339	41,795	39,544
Regular	17,102	79,182	40,664	38,518
Institutional/Census Functionaries	61	772	458	314
Homeless Household	14	76	25	51
Homeless Person	3	8	5	3
Nomadic Household	171	1,102	545	557
Fishing and Hunting Persons/Household	5	86	43	43

Oluyole LGA				
Type of Household	Total Number of Households	Sex		
		Both Sexes	Males	Females
Total	45,381	203,461	102,371	101,090
Regular	44,200	196,015	97,673	98,342
Institutional/Census Functionaries	881	6,260	3,957	2,303
Homeless Household	79	393	232	161
Homeless Person	135	454	296	158
Nomadic Household	30	152	95	57
Transient Persons/Household	43	142	85	57
Fishing and Hunting Persons/Household	13	45	33	12

Ona-Ara LGA				
Type of Household	Total Number of Households	Sex		
		Both Sexes	Males	Females
Total	60,044	265,571	130,615	134,956
Regular	59,097	260,148	127,671	132,477
Institutional/Census Functionaries	714	4,509	2,418	2,091
Homeless Household	69	286	159	127
Homeless Person	51	93	60	33
Nomadic Household	26	77	44	33
Transient Persons/Household	78	423	244	179
Fishing and Hunting Persons/Household	9	35	19	16

Orelupe LGA				
Type of Household	Total Number of Households	Sex		
		Both Sexes	Males	Females
Total	22,886	104,004	52,996	51,008
Regular	22,289	100,812	51,191	49,621
Institutional/Census Functionaries	71	869	525	344
Homeless Household	5	29	12	17
Homeless Person	4	18	8	10
Nomadic Household	514	2,259	1,248	1,011
Transient Persons/Household	3	17	12	5
Fishing and Hunting Persons/Household	-	-	-	-

Table HH1: Distribution of Population by Type of Household and Sex

Ori Ire LGA				
Type of Household	Total Number of Households	Sex		
		Both Sexes	Males	Females
Total	31,191	149,408	76,465	72,943
Regular	30,530	145,449	74,227	71,222
Institutional/Census Functionaries	172	1,501	907	594
Homeless Household	24	122	63	59
Homeless Person	13	40	26	14
Nomadic Household	409	2,079	1,112	967
Transient Persons/Household	26	174	100	74
Fishing and Hunting Persons/Household	17	43	30	13

Oyo East LGA				
Type of Household	Total Number of Households	Sex		
		Both Sexes	Males	Females
Total	28,652	124,095	62,147	61,948
Regular	27,889	120,020	59,874	60,146
Institutional/Census Functionaries	456	2,758	1,576	1,182
Homeless Household	65	327	164	163
Homeless Person	65	88	68	20
Nomadic Household	128	694	352	342
Transient Persons/Household	47	198	106	92
Fishing and Hunting Persons/Household	2	10	7	3

Oyo West LGA				
Type of Household	Total Number of Households	Sex		
		Both Sexes	Males	Females
Total	29,510	136,457	68,897	67,560
Regular	28,603	128,724	64,360	64,364
Institutional/Census Functionaries	541	5,318	3,077	2,241
Homeless Household	44	252	134	118
Homeless Person	87	453	246	207
Nomadic Household	159	867	533	334
Transient Persons/Household	34	541	369	172
Fishing and Hunting Persons/Household	42	302	178	124

Saki East LGA				
Type of Household	Total Number of Households	Sex		
		Both Sexes	Males	Females
Total	23,666	108,957	56,014	52,943
Regular	23,286	106,703	54,766	51,937
Institutional/Census Functionaries	129	1,227	646	581
Homeless Household	4	15	8	7
Homeless Person	12	21	8	13
Nomadic Household	227	943	553	390
Transient Persons/Household	8	48	33	15
Fishing and Hunting Persons/Household	-	-	-	-

Saki West LGA				
Type of Household	Total Number of Households	Sex		
		Both Sexes	Males	Females
Total	59,026	273,268	138,677	134,591
Regular	58,053	266,991	135,134	131,857
Institutional/Census Functionaries	686	4,927	2,711	2,216
Homeless Household	24	112	49	63
Homeless Person	35	137	108	29
Nomadic Household	186	851	504	347
Transient Persons/Household	30	172	120	52
Fishing and Hunting Persons/Household	12	78	51	27

Table HH1: Distribution of Population by Type of Household and Sex

Surulere LGA				
Type of Household	Total Number of Households	Sex		
		Both Sexes	Males	Females
Total	29,403	140,339	71,671	68,668
Regular	28,778	133,336	67,679	65,657
Institutional/Census Functionaries	397	5,892	3,409	2,483
Homeless Household	7	35	15	20
Homeless Person	57	202	142	60
Nomadic Household	157	810	402	408
Transient Persons/Household	7	64	24	40
Fishing and Hunting Persons/Household	-	-	-	-

Table HH1: Distribution of Population by Type of Household and Sex

PLATEAU STATE

Table HH1: Distribution of Population by Type of Household and Sex

PLATEAU STATE				
Type of Household	Total Number of Households	Sex		
		Both Sexes	Males	Females
Total	616,689	3,206,531	1,598,998	1,607,533
Regular	604,491	3,093,987	1,537,220	1,556,767
Institutional/Census Functionaries	5,934	80,221	44,222	35,999
Homeless Household	572	2,868	1,575	1,293
Homeless Person	538	1,554	1,029	525
Nomadic Household	4,537	24,842	13,071	11,771
Transient Persons/Household	513	2,529	1,549	980
Fishing and Hunting Persons/Household	104	530	332	198

Barikin Ladi LGA				
Type of Household	Total Number of Households	Sex		
		Both Sexes	Males	Females
Total	35,682	179,805	90,913	88,892
Regular	34,958	174,764	88,046	86,718
Institutional/Census Functionaries	443	3,810	2,150	1,660
Homeless Household	35	171	77	94
Homeless Person	37	60	40	20
Nomadic Household	156	749	430	319
Transient Persons/Household	50	225	160	65
Fishing and Hunting Persons/Household	3	26	10	16

Bassa LGA				
Type of Household	Total Number of Households	Sex		
		Both Sexes	Males	Females
Total	35,950	189,834	94,725	95,109
Regular	35,360	184,491	91,813	92,678
Institutional/Census Functionaries	231	3,412	1,892	1,520
Homeless Household	9	47	24	23
Homeless Person	14	28	18	10
Nomadic Household	298	1,733	905	828
Transient Persons/Household	31	81	48	33
Fishing and Hunting Persons/Household	7	42	25	17

Table HH1: Distribution of Population by Type of Household and Sex

Bokkos LGA				
Type of Household	Total Number of Households	Sex		
		Both Sexes	Males	Females
Total	33,329	179,550	88,560	90,990
Regular	32,957	175,038	86,663	88,375
Institutional/Census Functionaries	154	3,417	1,330	2,087
Homeless Household	19	85	41	44
Homeless Person	12	21	16	5
Nomadic Household	173	892	448	444
Transient Persons/Household	13	90	58	32
Fishing and Hunting Persons/Household	1	7	4	3

Jos East LGA				
Type of Household	Total Number of Households	Sex		
		Both Sexes	Males	Females
Total	16,631	88,301	44,980	43,321
Regular	16,319	85,258	43,259	41,999
Institutional/Census Functionaries	104	2,096	1,195	901
Homeless Household	3	14	7	7
Homeless Person	10	41	21	20
Nomadic Household	178	814	450	364
Transient Persons/Household	4	33	19	14
Fishing and Hunting Persons/Household	13	45	29	16

Jos North LGA				
Type of Household	Total Number of Households	Sex		
		Both Sexes	Males	Females
Total	87,169	437,217	220,856	216,361
Regular	85,493	418,499	209,268	209,231
Institutional/Census Functionaries	1,245	16,652	10,287	6,365
Homeless Household	64	302	216	86
Homeless Person	130	331	242	89
Nomadic Household	103	588	283	305
Transient Persons/Household	131	822	544	278
Fishing and Hunting Persons/Household	3	23	16	7

Jos South LGA				
Type of Household	Total Number of Households	Sex		
		Both Sexes	Males	Females
Total	64,558	311,392	157,067	154,325
Regular	63,404	301,941	150,810	151,131
Institutional/Census Functionaries	815	7,913	5,249	2,664
Homeless Household	29	142	103	39
Homeless Person	60	218	144	74
Nomadic Household	123	686	466	220
Transient Persons/Household	125	482	289	193
Fishing and Hunting Persons/Household	2	10	6	4

Kanam LGA				
Type of Household	Total Number of Households	Sex		
		Both Sexes	Males	Females
Total	28,733	167,619	81,162	86,457
Regular	27,808	159,588	77,002	82,586
Institutional/Census Functionaries	278	4,522	2,317	2,205
Homeless Household	19	62	32	30
Homeless Person	25	76	45	31
Nomadic Household	580	3,150	1,657	1,493
Transient Persons/Household	23	221	109	112
Fishing and Hunting Persons/Household	-	-	-	-

Table HH1: Distribution of Population by Type of Household and Sex

Kanke LGA				
Type of Household	Total Number of Households	Sex		
		Both Sexes	Males	Females
Total	23,429	124,268	61,376	62,892
Regular	23,194	122,052	60,275	61,777
Institutional/Census Functionaries	136	1,726	843	883
Homeless Household	12	59	31	28
Homeless Person	9	32	23	9
Nomadic Household	73	384	196	188
Transient Persons/Household	4	10	6	4
Fishing and Hunting Persons/Household	1	5	2	3

Langtang North LGA				
Type of Household	Total Number of Households	Sex		
		Both Sexes	Males	Females
Total	28,567	142,316	70,203	72,113
Regular	28,157	138,249	68,732	69,517
Institutional/Census Functionaries	367	3,868	1,342	2,526
Homeless Household	10	49	34	15
Homeless Person	7	16	8	8
Nomadic Household	10	58	34	24
Transient Persons/Household	13	51	35	16
Fishing and Hunting Persons/Household	3	25	18	7

Langtang South LGA				
Type of Household	Total Number of Households	Sex		
		Both Sexes	Males	Females
Total	20,034	105,173	53,111	52,062
Regular	19,667	102,478	51,456	51,022
Institutional/Census Functionaries	201	1,842	1,150	692
Homeless Household	18	112	65	47
Homeless Person	17	38	25	13
Nomadic Household	115	554	305	249
Transient Persons/Household	7	22	13	9
Fishing and Hunting Persons/Household	9	127	97	30

Mangu LGA				
Type of Household	Total Number of Households	Sex		
		Both Sexes	Males	Females
Total	55,636	300,520	148,590	151,930
Regular	54,856	291,999	144,243	147,756
Institutional/Census Functionaries	504	7,249	3,641	3,608
Homeless Household	38	167	82	85
Homeless Person	29	47	32	15
Nomadic Household	170	896	495	401
Transient Persons/Household	34	135	82	53
Fishing and Hunting Persons/Household	5	27	15	12

Mikang LGA				
Type of Household	Total Number of Households	Sex		
		Both Sexes	Males	Females
Total	18,227	96,388	47,584	48,804
Regular	18,001	93,860	46,251	47,609
Institutional/Census Functionaries	128	1,923	991	932
Homeless Household	14	74	42	32
Homeless Person	22	146	91	55
Nomadic Household	52	335	187	148
Transient Persons/Household	3	24	10	14
Fishing and Hunting Persons/Household	7	26	12	14

Table HH1: Distribution of Population by Type of Household and Sex

Pankshin LGA				
Type of Household	Total Number of Households	Sex		
		Both Sexes	Males	Females
Total	36,701	190,114	95,376	94,738
Regular	36,294	184,314	91,932	92,382
Institutional/Census Functionaries	261	5,052	3,016	2,036
Homeless Household	38	162	77	85
Homeless Person	25	109	69	40
Nomadic Household	73	435	263	172
Transient Persons/Household	8	29	14	15
Fishing and Hunting Persons/Household	2	13	5	8

Qua'an Pan LGA				
Type of Household	Total Number of Households	Sex		
		Both Sexes	Males	Females
Total	37,212	197,276	96,800	100,476
Regular	36,421	192,189	93,944	98,245
Institutional/Census Functionaries	367	2,642	1,564	1,078
Homeless Household	25	138	74	64
Homeless Person	40	70	53	17
Nomadic Household	331	2,110	1,088	1,022
Transient Persons/Household	21	104	62	42
Fishing and Hunting Persons/Household	7	23	15	8

Riyom LGA				
Type of Household	Total Number of Households	Sex		
		Both Sexes	Males	Females
Total	25,395	131,778	66,248	65,530
Regular	25,124	128,921	64,640	64,281
Institutional/Census Functionaries	131	2,100	1,144	956
Homeless Household	41	248	139	109
Homeless Person	6	12	11	1
Nomadic Household	82	461	291	170
Transient Persons/Household	10	27	18	9
Fishing and Hunting Persons/Household	1	9	5	4

Shendam LGA				
Type of Household	Total Number of Households	Sex		
		Both Sexes	Males	Females
Total	39,362	205,119	101,951	103,168
Regular	38,466	196,932	97,722	99,210
Institutional/Census Functionaries	313	4,692	2,383	2,309
Homeless Household	30	163	98	65
Homeless Person	62	238	140	98
Nomadic Household	454	2,959	1,539	1,420
Transient Persons/Household	26	101	47	54
Fishing and Hunting Persons/Household	11	34	22	12

Wase LGA				
Type of Household	Total Number of Households	Sex		
		Both Sexes	Males	Females
Total	30,074	159,861	79,496	80,365
Regular	28,012	143,414	71,164	72,250
Institutional/Census Functionaries	256	7,305	3,728	3,577
Homeless Household	168	873	433	440
Homeless Person	33	71	51	20
Nomadic Household	1,566	8,038	4,034	4,004
Transient Persons/Household	10	72	35	37
Fishing and Hunting Persons/Household	29	88	51	37

Table HH1: Distribution of Population by Type of Household and Sex

RIVER STATE

Table HH1: Distribution of Population by Type of Household and Sex

RIVERS STATE				
Type of Household	Total Number of Households	Sex		
		Both Sexes	Males	Females
Total	1,152,618	5,198,716	2,673,026	2,525,690
Regular	1,123,998	4,945,798	2,523,967	2,421,831
Institutional/Census Functionaries	16,618	181,534	108,270	73,264
Homeless Household	1,596	7,788	4,374	3,414
Homeless Person	1,491	4,818	3,145	1,673
Nomadic Household	566	2,214	1,251	963
Transient Persons/Household	1,461	8,277	5,264	3,013
Fishing and Hunting Persons/Household	6,888	48,287	26,755	21,532

Abua/Odual LGA				
Type of Household	Total Number of Households	Sex		
		Both Sexes	Males	Females
Total	60,336	282,410	145,243	137,167
Regular	59,311	274,449	140,967	133,482
Institutional/Census Functionaries	335	3,850	2,017	1,833
Homeless Household	81	437	230	207
Homeless Person	44	200	112	88
Nomadic Household	63	269	152	117
Transient Persons/Household	20	120	72	48
Fishing and Hunting Persons/Household	482	3,085	1,693	1,392

Ahoada East LGA				
Type of Household	Total Number of Households	Sex		
		Both Sexes	Males	Females
Total	36,324	166,324	85,467	80,857
Regular	35,919	160,963	82,268	78,695
Institutional/Census Functionaries	332	5,002	3,007	1,995
Homeless Household	17	78	34	44
Homeless Person	18	56	31	25
Nomadic Household	7	20	12	8
Transient Persons/Household	18	105	56	49
Fishing and Hunting Persons/Household	13	100	59	41

Table HH1: Distribution of Population by Type of Household and Sex

Ahoada West LGA				
Type of Household	Total Number of Households	Sex		
		Both Sexes	Males	Females
Total	53,659	249,232	127,906	121,326
Regular	52,897	240,849	122,950	117,899
Institutional/Census Functionaries	505	6,793	4,006	2,787
Homeless Household	41	183	95	88
Homeless Person	16	75	47	28
Nomadic Household	16	61	27	34
Transient Persons/Household	53	329	199	130
Fishing and Hunting Persons/Household	131	942	582	360

Akuku Toru LGA				
Type of Household	Total Number of Households	Sex		
		Both Sexes	Males	Females
Total	34,172	161,103	82,949	78,154
Regular	33,392	151,106	76,856	74,250
Institutional/Census Functionaries	246	5,298	3,467	1,831
Homeless Household	26	99	46	53
Homeless Person	17	85	50	35
Nomadic Household	12	69	38	31
Transient Persons/Household	19	171	124	47
Fishing and Hunting Persons/Household	460	4,275	2,368	1,907

Andoni LGA				
Type of Household	Total Number of Households	Sex		
		Both Sexes	Males	Females
Total	47,453	217,924	111,946	105,978
Regular	47,055	211,530	108,168	103,362
Institutional/Census Functionaries	274	5,657	3,354	2,303
Homeless Household	20	75	40	35
Homeless Person	16	41	26	15
Nomadic Household	9	55	27	28
Transient Persons/Household	11	67	39	28
Fishing and Hunting Persons/Household	68	499	292	207

Asari-Toru LGA				
Type of Household	Total Number of Households	Sex		
		Both Sexes	Males	Females
Total	45,901	219,787	112,283	107,504
Regular	44,850	208,274	106,165	102,109
Institutional/Census Functionaries	301	6,999	3,817	3,182
Homeless Household	90	445	234	211
Homeless Person	22	61	37	24
Nomadic Household	8	48	13	35
Transient Persons/Household	3	104	75	29
Fishing and Hunting Persons/Household	627	3,856	1,942	1,914

Bonny LGA				
Type of Household	Total Number of Households	Sex		
		Both Sexes	Males	Females
Total	46,472	214,983	116,340	98,643
Regular	44,367	196,720	104,077	92,643
Institutional/Census Functionaries	1,226	13,001	9,074	3,927
Homeless Household	71	320	186	134
Homeless Person	118	294	225	69
Nomadic Household	17	74	52	22
Transient Persons/Household	95	723	549	174
Fishing and Hunting Persons/Household	578	3,851	2,177	1,674

Table HH1: Distribution of Population by Type of Household and Sex

Degema LGA				
Type of Household	Total Number of Households	Sex		
		Both Sexes	Males	Females
Total	52,658	249,467	128,041	121,426
Regular	49,915	228,888	116,592	112,296
Institutional/Census Functionaries	359	3,775	2,071	1,704
Homeless Household	82	440	208	232
Homeless Person	24	117	51	66
Nomadic Household	28	96	56	40
Transient Persons/Household	29	198	98	100
Fishing and Hunting Persons/Household	2,221	15,953	8,965	6,988

Eleme LGA				
Type of Household	Total Number of Households	Sex		
		Both Sexes	Males	Females
Total	41,031	190,194	98,345	91,849
Regular	40,301	182,987	93,786	89,201
Institutional/Census Functionaries	621	6,504	4,154	2,350
Homeless Household	36	199	100	99
Homeless Person	11	68	35	33
Nomadic Household	8	29	19	10
Transient Persons/Household	48	364	229	135
Fishing and Hunting Persons/Household	6	43	22	21

Emohua LGA				
Type of Household	Total Number of Households	Sex		
		Both Sexes	Males	Females
Total	43,709	201,057	102,634	98,423
Regular	43,045	194,448	99,283	95,165
Institutional/Census Functionaries	500	5,848	2,912	2,936
Homeless Household	46	236	145	91
Homeless Person	30	96	53	43
Nomadic Household	12	48	24	24
Transient Persons/Household	33	158	90	68
Fishing and Hunting Persons/Household	43	223	127	96

Etche LGA				
Type of Household	Total Number of Households	Sex		
		Both Sexes	Males	Females
Total	55,504	249,939	127,869	122,070
Regular	54,980	245,950	125,565	120,385
Institutional/Census Functionaries	369	3,220	1,872	1,348
Homeless Household	58	339	179	160
Homeless Person	39	90	59	31
Nomadic Household	10	47	26	21
Transient Persons/Household	36	231	124	107
Fishing and Hunting Persons/Household	12	62	44	18

Gokana LGA				
Type of Household	Total Number of Households	Sex		
		Both Sexes	Males	Females
Total	51,328	233,813	118,222	115,591
Regular	50,366	225,900	114,028	111,872
Institutional/Census Functionaries	416	4,385	2,348	2,037
Homeless Household	115	503	256	247
Homeless Person	59	356	186	170
Nomadic Household	8	33	23	10
Transient Persons/Household	14	96	54	42
Fishing and Hunting Persons/Household	350	2,540	1,327	1,213

Table HH1: Distribution of Population by Type of Household and Sex

Ikwere LGA				
Type of Household	Total Number of Households	Sex		
		Both Sexes	Males	Females
Total	41,491	188,930	97,575	91,355
Regular	40,248	178,130	91,136	86,994
Institutional/Census Functionaries	945	8,976	5,282	3,694
Homeless Household	51	359	179	180
Homeless Person	63	219	160	59
Nomadic Household	52	183	100	83
Transient Persons/Household	121	980	664	316
Fishing and Hunting Persons/Household	11	83	54	29

Khana LGA				
Type of Household	Total Number of Households	Sex		
		Both Sexes	Males	Females
Total	63,805	292,924	147,315	145,609
Regular	62,562	281,678	141,382	140,296
Institutional/Census Functionaries	532	7,099	3,583	3,516
Homeless Household	74	370	189	181
Homeless Person	59	211	112	99
Nomadic Household	26	97	58	39
Transient Persons/Household	13	52	24	28
Fishing and Hunting Persons/Household	539	3,417	1,967	1,450

Obia/Akpor LGA				
Type of Household	Total Number of Households	Sex		
		Both Sexes	Males	Females
Total	112,814	462,350	238,951	223,399
Regular	108,777	431,974	220,446	211,528
Institutional/Census Functionaries	3,155	26,538	16,157	10,381
Homeless Household	249	1,144	675	469
Homeless Person	254	827	537	290
Nomadic Household	72	297	170	127
Transient Persons/Household	269	1,337	816	521
Fishing and Hunting Persons/Household	38	233	150	83

Ogba/Egbema/Ndoni LGA				
Type of Household	Total Number of Households	Sex		
		Both Sexes	Males	Females
Total	60,845	283,294	145,326	137,968
Regular	59,672	271,333	137,951	133,382
Institutional/Census Functionaries	812	9,857	6,162	3,695
Homeless Household	48	268	144	124
Homeless Person	37	159	99	60
Nomadic Household	32	131	79	52
Transient Persons/Household	39	190	107	83
Fishing and Hunting Persons/Household	205	1,356	784	572

Ogu/Bolo LGA				
Type of Household	Total Number of Households	Sex		
		Both Sexes	Males	Females
Total	16,468	75,282	38,552	36,730
Regular	16,108	71,129	36,157	34,972
Institutional/Census Functionaries	209	3,098	1,821	1,277
Homeless Household	20	69	45	24
Homeless Person	18	55	38	17
Nomadic Household	1	1	1	-
Transient Persons/Household	15	144	72	72
Fishing and Hunting Persons/Household	97	786	418	368

Table HH1: Distribution of Population by Type of Household and Sex

Okrika LGA				
Type of Household	Total Number of Households	Sex		
		Both Sexes	Males	Females
Total	47,199	222,285	113,962	108,323
Regular	46,295	212,452	108,301	104,151
Institutional/Census Functionaries	345	6,141	3,603	2,538
Homeless Household	24	119	62	57
Homeless Person	28	122	71	51
Nomadic Household	9	38	26	12
Transient Persons/Household	27	187	105	82
Fishing and Hunting Persons/Household	471	3,226	1,794	1,432

Omumma LGA				
Type of Household	Total Number of Households	Sex		
		Both Sexes	Males	Females
Total	21,569	100,388	50,853	49,535
Regular	21,191	94,939	47,994	46,945
Institutional/Census Functionaries	276	4,836	2,520	2,316
Homeless Household	18	85	47	38
Homeless Person	8	15	12	3
Nomadic Household	10	43	20	23
Transient Persons/Household	13	86	61	25
Fishing and Hunting Persons/Household	53	384	199	185

Opobo/Nkoro LGA				
Type of Household	Total Number of Households	Sex		
		Both Sexes	Males	Females
Total	34,051	152,833	77,556	75,277
Regular	33,492	147,501	74,685	72,816
Institutional/Census Functionaries	168	2,438	1,342	1,096
Homeless Household	25	123	57	66
Homeless Person	13	54	46	8
Nomadic Household	11	51	30	21
Transient Persons/Household	17	124	72	52
Fishing and Hunting Persons/Household	325	2,542	1,324	1,218

Oyigbo LGA				
Type of Household	Total Number of Households	Sex		
		Both Sexes	Males	Females
Total	29,292	125,331	63,434	61,897
Regular	28,316	119,513	60,146	59,367
Institutional/Census Functionaries	609	4,514	2,511	2,003
Homeless Household	60	201	109	92
Homeless Person	139	274	182	92
Nomadic Household	13	51	32	19
Transient Persons/Household	112	522	309	213
Fishing and Hunting Persons/Household	43	256	145	111

Port-Harcourt LGA				
Type of Household	Total Number of Households	Sex		
		Both Sexes	Males	Females
Total	131,083	538,558	280,703	257,855
Regular	126,010	505,339	259,339	246,000
Institutional/Census Functionaries	3,625	27,490	17,544	9,946
Homeless Household	338	1,670	1,101	569
Homeless Person	450	1,317	961	356
Nomadic Household	111	347	201	146
Transient Persons/Household	454	1,971	1,315	656
Fishing and Hunting Persons/Household	95	424	242	182

Table HH1: Distribution of Population by Type of Household and Sex

Tai LGA				
Type of Household	Total Number of Households	Sex		
		Both Sexes	Males	Females
Total	25,454	120,308	61,554	58,754
Regular	24,929	109,746	55,725	54,021
Institutional/Census Functionaries	458	10,215	5,646	4,569
Homeless Household	6	26	13	13
Homeless Person	8	26	15	11
Nomadic Household	31	126	65	61
Transient Persons/Household	2	18	10	8
Fishing and Hunting Persons/Household	20	151	80	71

Table HH1: Distribution of Population by Type of Household and Sex

SOKOTO STATE

Table HH1: Distribution of Population by Type of Household and Sex

SOKOTO STATE				
Type of Household	Total Number of Households	Sex		
		Both Sexes	Males	Females
Total	701,675	3,702,676	1,863,713	1,838,963
Regular	688,710	3,581,464	1,784,435	1,797,029
Institutional/Census Functionaries	6,335	87,092	60,578	26,514
Homeless Household	699	3,448	1,970	1,478
Homeless Person	823	3,020	2,260	760
Nomadic Household	4,260	23,069	12,034	11,035
Transient Persons/Household	710	3,684	1,920	1,764
Fishing and Hunting Persons/Household	138	899	516	383

Binji LGA				
Type of Household	Total Number of Households	Sex		
		Both Sexes	Males	Females
Total	19,729	104,274	52,949	51,325
Regular	19,369	99,610	50,096	49,514
Institutional/Census Functionaries	198	3,597	2,246	1,351
Homeless Household	14	83	44	39
Homeless Person	36	187	122	65
Nomadic Household	77	455	249	206
Transient Persons/Household	26	250	135	115
Fishing and Hunting Persons/Household	9	92	57	35

Bodinga LGA				
Type of Household	Total Number of Households	Sex		
		Both Sexes	Males	Females
Total	34,372	174,302	87,844	86,458
Regular	34,024	170,290	85,603	84,687
Institutional/Census Functionaries	242	3,575	1,983	1,592
Homeless Household	26	130	92	38
Homeless Person	27	81	48	33
Nomadic Household	36	135	71	64
Transient Persons/Household	9	42	22	20
Fishing and Hunting Persons/Household	8	49	25	24

Table HH1: Distribution of Population by Type of Household and Sex

Dange-Shuni LGA				
Type of Household	Total Number of Households	Sex		
		Both Sexes	Males	Females
Total	37,571	193,443	97,709	95,734
Regular	37,208	190,521	95,692	94,829
Institutional/Census Functionaries	244	2,518	1,787	731
Homeless Household	25	116	47	69
Homeless Person	56	141	103	38
Nomadic Household	20	85	50	35
Transient Persons/Household	16	53	27	26
Fishing and Hunting Persons/Household	2	9	3	6

Gada LGA				
Type of Household	Total Number of Households	Sex		
		Both Sexes	Males	Females
Total	47,329	249,051	122,232	126,819
Regular	46,700	244,640	119,747	124,893
Institutional/Census Functionaries	210	2,238	1,358	880
Homeless Household	25	141	64	77
Homeless Person	18	78	54	24
Nomadic Household	290	1,524	812	712
Transient Persons/Household	81	394	179	215
Fishing and Hunting Persons/Household	5	36	18	18

Goronyo LGA				
Type of Household	Total Number of Households	Sex		
		Both Sexes	Males	Females
Total	34,046	182,118	90,639	91,479
Regular	33,049	175,303	86,742	88,561
Institutional/Census Functionaries	292	3,031	1,899	1,132
Homeless Household	42	176	98	78
Homeless Person	28	94	62	32
Nomadic Household	482	2,822	1,499	1,323
Transient Persons/Household	130	571	287	284
Fishing and Hunting Persons/Household	23	121	52	69

Gudu LGA				
Type of Household	Total Number of Households	Sex		
		Both Sexes	Males	Females
Total	17,911	95,400	48,125	47,275
Regular	17,679	93,444	47,132	46,312
Institutional/Census Functionaries	90	1,124	590	534
Homeless Household	29	159	76	83
Homeless Person	7	14	11	3
Nomadic Household	86	527	252	275
Transient Persons/Household	17	111	52	59
Fishing and Hunting Persons/Household	3	21	12	9

Gwadabawa LGA				
Type of Household	Total Number of Households	Sex		
		Both Sexes	Males	Females
Total	43,976	231,569	116,300	115,269
Regular	43,525	226,793	113,119	113,674
Institutional/Census Functionaries	252	3,814	2,672	1,142
Homeless Household	44	211	108	103
Homeless Person	14	36	18	18
Nomadic Household	110	557	302	255
Transient Persons/Household	20	107	58	49
Fishing and Hunting Persons/Household	11	51	23	28

Table HH1: Distribution of Population by Type of Household and Sex

Illela LGA				
Type of Household	Total Number of Households	Sex		
		Both Sexes	Males	Females
Total	30,300	150,133	74,949	75,184
Regular	29,947	147,411	73,429	73,982
Institutional/Census Functionaries	182	1,924	1,012	912
Homeless Household	53	253	187	66
Homeless Person	39	129	98	31
Nomadic Household	54	310	168	142
Transient Persons/Household	22	82	43	39
Fishing and Hunting Persons/Household	3	24	12	12

Isa LGA				
Type of Household	Total Number of Households	Sex		
		Both Sexes	Males	Females
Total	27,067	150,268	73,474	76,794
Regular	25,914	141,564	68,805	72,759
Institutional/Census Functionaries	210	3,707	2,171	1,536
Homeless Household	23	104	56	48
Homeless Person	26	41	34	7
Nomadic Household	862	4,653	2,309	2,344
Transient Persons/Household	25	147	70	77
Fishing and Hunting Persons/Household	7	52	29	23

Kebbe LGA				
Type of Household	Total Number of Households	Sex		
		Both Sexes	Males	Females
Total	23,631	123,154	62,338	60,816
Regular	23,077	118,734	59,578	59,156
Institutional/Census Functionaries	125	2,178	1,545	633
Homeless Household	2	8	4	4
Homeless Person	19	132	84	48
Nomadic Household	401	2,015	1,068	947
Transient Persons/Household	3	39	29	10
Fishing and Hunting Persons/Household	4	48	30	18

Kware LGA				
Type of Household	Total Number of Households	Sex		
		Both Sexes	Males	Females
Total	28,137	134,084	66,778	67,306
Regular	27,764	131,461	65,054	66,407
Institutional/Census Functionaries	243	2,123	1,471	652
Homeless Household	13	43	21	22
Homeless Person	18	36	24	12
Nomadic Household	46	232	116	116
Transient Persons/Household	46	155	72	83
Fishing and Hunting Persons/Household	7	34	20	14

Rabah LGA				
Type of Household	Total Number of Households	Sex		
		Both Sexes	Males	Females
Total	27,305	149,152	75,001	74,151
Regular	26,959	144,201	71,646	72,555
Institutional/Census Functionaries	170	4,007	2,863	1,144
Homeless Household	15	65	36	29
Homeless Person	16	81	52	29
Nomadic Household	135	668	326	342
Transient Persons/Household	9	122	76	46
Fishing and Hunting Persons/Household	1	8	2	6

Table HH1: Distribution of Population by Type of Household and Sex

Sabon Birni LGA				
Type of Household	Total Number of Households	Sex		
		Both Sexes	Males	Females
Total	40,610	207,470	99,397	108,073
Regular	39,646	200,511	95,484	105,027
Institutional/Census Functionaries	198	2,546	1,574	972
Homeless Household	36	171	86	85
Homeless Person	20	38	23	15
Nomadic Household	665	3,876	2,054	1,822
Transient Persons/Household	33	232	125	107
Fishing and Hunting Persons/Household	12	96	51	45

Shagari LGA				
Type of Household	Total Number of Households	Sex		
		Both Sexes	Males	Females
Total	28,777	156,907	79,438	77,469
Regular	28,567	154,524	77,940	76,584
Institutional/Census Functionaries	153	2,018	1,316	702
Homeless Household	5	26	16	10
Homeless Person	7	17	10	7
Nomadic Household	29	230	106	124
Transient Persons/Household	15	84	47	37
Fishing and Hunting Persons/Household	1	8	3	5

Silame LGA				
Type of Household	Total Number of Households	Sex		
		Both Sexes	Males	Females
Total	21,122	104,601	53,091	51,510
Regular	20,875	102,735	51,914	50,821
Institutional/Census Functionaries	75	962	679	283
Homeless Household	11	67	33	34
Homeless Person	18	72	41	31
Nomadic Household	137	726	398	328
Transient Persons/Household	2	9	7	2
Fishing and Hunting Persons/Household	4	30	19	11

Sokoto North LGA				
Type of Household	Total Number of Households	Sex		
		Both Sexes	Males	Females
Total	38,216	233,012	124,134	108,878
Regular	36,874	215,705	109,863	105,842
Institutional/Census Functionaries	989	15,216	12,724	2,492
Homeless Household	106	586	363	223
Homeless Person	182	1,054	864	190
Nomadic Household	25	175	111	64
Transient Persons/Household	32	252	193	59
Fishing and Hunting Persons/Household	8	24	16	8

Sokoto South LGA				
Type of Household	Total Number of Households	Sex		
		Both Sexes	Males	Females
Total	34,031	197,686	103,207	94,479
Regular	32,921	184,998	94,466	90,532
Institutional/Census Functionaries	835	11,705	8,135	3,570
Homeless Household	103	513	280	233
Homeless Person	108	225	177	48
Nomadic Household	18	67	42	25
Transient Persons/Household	41	155	96	59
Fishing and Hunting Persons/Household	5	23	11	12

Table HH1: Distribution of Population by Type of Household and Sex

Tambuwal LGA				
Type of Household	Total Number of Households	Sex		
		Both Sexes	Males	Females
Total	43,385	225,917	113,495	112,422
Regular	42,772	218,517	109,217	109,300
Institutional/Census Functionaries	339	5,907	3,508	2,399
Homeless Household	10	45	27	18
Homeless Person	16	51	33	18
Nomadic Household	190	1,056	551	505
Transient Persons/Household	53	322	149	173
Fishing and Hunting Persons/Household	5	19	10	9

Tangaza LGA				
Type of Household	Total Number of Households	Sex		
		Both Sexes	Males	Females
Total	23,096	114,770	55,309	59,461
Regular	22,810	113,161	54,471	58,690
Institutional/Census Functionaries	78	742	425	317
Homeless Household	26	125	55	70
Homeless Person	18	61	31	30
Nomadic Household	73	337	174	163
Transient Persons/Household	85	319	139	180
Fishing and Hunting Persons/Household	6	25	14	11

Tureta LGA				
Type of Household	Total Number of Households	Sex		
		Both Sexes	Males	Females
Total	13,000	68,414	34,567	33,847
Regular	12,874	66,994	33,722	33,272
Institutional/Census Functionaries	84	1,160	710	450
Homeless Household	11	57	30	27
Homeless Person	3	17	13	4
Nomadic Household	25	164	77	87
Transient Persons/Household	1	7	4	3
Fishing and Hunting Persons/Household	2	15	11	4

Wamakko LGA				
Type of Household	Total Number of Households	Sex		
		Both Sexes	Males	Females
Total	36,491	179,246	91,466	87,780
Regular	35,670	172,164	86,152	86,012
Institutional/Census Functionaries	480	5,579	4,392	1,187
Homeless Household	47	192	127	65
Homeless Person	97	318	275	43
Nomadic Household	154	790	416	374
Transient Persons/Household	38	173	88	85
Fishing and Hunting Persons/Household	5	30	16	14

Wurno LGA				
Type of Household	Total Number of Households	Sex		
		Both Sexes	Males	Females
Total	30,015	162,403	81,854	80,549
Regular	29,281	157,633	78,620	79,013
Institutional/Census Functionaries	456	3,563	2,572	991
Homeless Household	23	121	86	35
Homeless Person	43	89	61	28
Nomadic Household	205	943	495	448
Transient Persons/Household	5	50	18	32
Fishing and Hunting Persons/Household	2	4	2	2

Table HH1: Distribution of Population by Type of Household and Sex

Yabo LGA				
Type of Household	Total Number of Households	Sex		
		Both Sexes	Males	Females
Total	21,558	115,302	59,417	55,885
Regular	21,205	110,550	55,943	54,607
Institutional/Census Functionaries	190	3,858	2,946	912
Homeless Household	10	56	34	22
Homeless Person	7	28	22	6
Nomadic Household	140	722	388	334
Transient Persons/Household	1	8	4	4
Fishing and Hunting Persons/Household	5	80	80	-

Table HH1: Distribution of Population by Type of Household and Sex

TARABA STATE

Table HH1: Distribution of Population by Type of Household and Sex

TARABA STATE				
Type of Household	Total Number of Households	Sex		
		Both Sexes	Males	Females
Total	445,515	2,294,800	1,171,931	1,122,869
Regular	431,385	2,176,313	1,103,172	1,073,141
Institutional/Census Functionaries	4,603	64,037	39,826	24,211
Homeless Household	664	3,581	2,063	1,518
Homeless Person	572	2,203	1,681	522
Nomadic Household	6,834	39,955	20,149	19,806
Transient Persons/Household	269	1,580	985	595
Fishing and Hunting Persons/Household	1,188	7,131	4,055	3,076

Ardo-kola LGA				
Type of Household	Total Number of Households	Sex		
		Both Sexes	Males	Females
Total	17,384	87,784	44,533	43,251
Regular	16,518	81,713	41,057	40,656
Institutional/Census Functionaries	202	2,479	1,582	897
Homeless Household	36	246	138	108
Homeless Person	41	119	81	38
Nomadic Household	491	2,747	1,373	1,374
Transient Persons/Household	24	81	49	32
Fishing and Hunting Persons/Household	72	399	253	146

Bali LGA				
Type of Household	Total Number of Households	Sex		
		Both Sexes	Males	Females
Total	40,748	211,024	107,979	103,045
Regular	39,308	199,706	101,581	98,125
Institutional/Census Functionaries	398	4,977	3,200	1,777
Homeless Household	125	655	366	289
Homeless Person	53	149	100	49
Nomadic Household	780	5,026	2,409	2,617
Transient Persons/Household	18	62	33	29
Fishing and Hunting Persons/Household	66	449	290	159

Table HH1: Distribution of Population by Type of Household and Sex

Donga LGA				
Type of Household	Total Number of Households	Sex		
		Both Sexes	Males	Females
Total	25,678	133,105	67,582	65,523
Regular	25,185	128,765	64,955	63,810
Institutional/Census Functionaries	226	2,886	1,866	1,020
Homeless Household	25	136	97	39
Homeless Person	15	54	43	11
Nomadic Household	200	1,128	545	583
Transient Persons/Household	6	27	21	6
Fishing and Hunting Persons/Household	21	109	55	54

Gashaka LGA				
Type of Household	Total Number of Households	Sex		
		Both Sexes	Males	Females
Total	17,189	87,166	45,587	41,579
Regular	16,725	83,247	43,302	39,945
Institutional/Census Functionaries	143	2,026	1,277	749
Homeless Household	32	235	169	66
Homeless Person	15	34	31	3
Nomadic Household	235	1,392	674	718
Transient Persons/Household	29	170	96	74
Fishing and Hunting Persons/Household	10	62	38	24

Gassol LGA				
Type of Household	Total Number of Households	Sex		
		Both Sexes	Males	Females
Total	46,938	245,086	126,856	118,230
Regular	43,444	213,875	108,708	105,167
Institutional/Census Functionaries	799	14,429	9,355	5,074
Homeless Household	102	613	331	282
Homeless Person	150	809	633	176
Nomadic Household	2,094	12,885	6,389	6,496
Transient Persons/Household	42	378	244	134
Fishing and Hunting Persons/Household	307	2,097	1,196	901

Ibi LGA				
Type of Household	Total Number of Households	Sex		
		Both Sexes	Males	Females
Total	15,783	84,302	42,654	41,648
Regular	14,751	78,076	39,267	38,809
Institutional/Census Functionaries	117	1,330	761	569
Homeless Household	55	225	146	79
Homeless Person	36	132	111	21
Nomadic Household	412	2,411	1,204	1,207
Transient Persons/Household	6	29	19	10
Fishing and Hunting Persons/Household	406	2,099	1,146	953

Jalingo LGA				
Type of Household	Total Number of Households	Sex		
		Both Sexes	Males	Females
Total	27,731	140,318	71,997	68,321
Regular	27,001	132,773	67,499	65,274
Institutional/Census Functionaries	534	6,420	3,751	2,669
Homeless Household	84	469	291	178
Homeless Person	70	356	302	54
Nomadic Household	30	256	123	133
Transient Persons/Household	10	39	29	10
Fishing and Hunting Persons/Household	2	5	2	3

Table HH1: Distribution of Population by Type of Household and Sex

Karim-Lamido LGA				
Type of Household	Total Number of Households	Sex		
		Both Sexes	Males	Females
Total	36,612	193,924	98,315	95,609
Regular	34,690	178,373	89,563	88,810
Institutional/Census Functionaries	396	7,193	4,280	2,913
Homeless Household	27	154	98	56
Homeless Person	26	48	38	10
Nomadic Household	1,318	7,237	3,791	3,446
Transient Persons/Household	11	52	34	18
Fishing and Hunting Persons/Household	144	867	511	356

Kurmi LGA				
Type of Household	Total Number of Households	Sex		
		Both Sexes	Males	Females
Total	17,780	91,282	46,383	44,899
Regular	17,382	88,141	44,611	43,530
Institutional/Census Functionaries	170	1,637	989	648
Homeless Household	33	166	82	84
Homeless Person	8	49	21	28
Nomadic Household	129	857	435	422
Transient Persons/Household	12	128	81	47
Fishing and Hunting Persons/Household	46	304	164	140

Lau LGA				
Type of Household	Total Number of Households	Sex		
		Both Sexes	Males	Females
Total	18,680	95,190	48,582	46,608
Regular	18,098	90,234	45,920	44,314
Institutional/Census Functionaries	142	2,665	1,516	1,149
Homeless Household	14	75	37	38
Homeless Person	11	26	20	6
Nomadic Household	374	1,956	976	980
Transient Persons/Household	6	59	26	33
Fishing and Hunting Persons/Household	35	175	87	88

Sardauna LGA				
Type of Household	Total Number of Households	Sex		
		Both Sexes	Males	Females
Total	42,792	224,357	112,060	112,297
Regular	41,996	217,974	108,088	109,886
Institutional/Census Functionaries	442	4,549	2,938	1,611
Homeless Household	47	206	111	95
Homeless Person	66	188	123	65
Nomadic Household	183	1,062	575	487
Transient Persons/Household	46	277	170	107
Fishing and Hunting Persons/Household	12	101	55	46

Takum LGA				
Type of Household	Total Number of Households	Sex		
		Both Sexes	Males	Females
Total	26,512	134,576	68,062	66,514
Regular	26,131	131,396	66,342	65,054
Institutional/Census Functionaries	240	2,433	1,324	1,109
Homeless Household	34	166	75	91
Homeless Person	15	50	41	9
Nomadic Household	70	391	201	190
Transient Persons/Household	10	47	29	18
Fishing and Hunting Persons/Household	12	93	50	43

Table HH1: Distribution of Population by Type of Household and Sex

Ussa LGA				
Type of Household	Total Number of Households	Sex		
		Both Sexes	Males	Females
Total	18,151	90,889	46,558	44,331
Regular	18,017	89,684	45,781	43,903
Institutional/Census Functionaries	71	871	579	292
Homeless Household	5	33	18	15
Homeless Person	9	9	9	-
Nomadic Household	43	273	157	116
Transient Persons/Household	3	4	3	1
Fishing and Hunting Persons/Household	3	15	11	4

Wukari LGA				
Type of Household	Total Number of Households	Sex		
		Both Sexes	Males	Females
Total	46,584	238,283	124,285	113,998
Regular	45,826	230,579	119,491	111,088
Institutional/Census Functionaries	380	5,863	3,758	2,105
Homeless Household	33	149	71	78
Homeless Person	21	55	32	23
Nomadic Household	265	1,282	730	552
Transient Persons/Household	23	115	77	38
Fishing and Hunting Persons/Household	36	240	126	114

Yorro LGA				
Type of Household	Total Number of Households	Sex		
		Both Sexes	Males	Females
Total	18,111	89,865	45,633	44,232
Regular	17,867	87,696	44,280	43,416
Institutional/Census Functionaries	90	1,394	880	514
Homeless Household	7	32	21	11
Homeless Person	13	60	47	13
Nomadic Household	114	542	314	228
Transient Persons/Household	6	34	26	8
Fishing and Hunting Persons/Household	14	107	65	42

Zing LGA				
Type of Household	Total Number of Households	Sex		
		Both Sexes	Males	Females
Total	24,865	127,685	64,759	62,926
Regular	24,509	124,407	62,771	61,636
Institutional/Census Functionaries	238	2,764	1,697	1,067
Homeless Household	5	21	12	9
Homeless Person	22	63	47	16
Nomadic Household	72	343	178	165
Transient Persons/Household	17	78	48	30
Fishing and Hunting Persons/Household	2	9	6	3

*Disputed Areas LGA				
Type of Household	Total Number of Households	Sex		
		Both Sexes	Males	Females
Total	3,977	19,964	10,106	9,858
Regular	3,937	19,674	9,956	9,718
Institutional/Census Functionaries	15	121	73	48
Homeless Household	-	-	-	-
Homeless Person	1	2	2	-
Nomadic Household	24	167	75	92
Transient Persons/Household	-	-	-	-
Fishing and Hunting Persons/Household	-	-	-	-

S

Table HH1: Distribution of Population by Type of Household and Sex

YOBE STATE

Table HH1: Distribution of Population by Type of Household and Sex

YOBE STATE				
Type of Household	Total Number of Households	Sex		
		Both Sexes	Males	Females
Total	443,375	2,321,339	1,205,034	1,116,305
Regular	418,999	2,086,203	1,054,194	1,032,009
Institutional/Census Functionaries	7,549	146,332	103,303	43,029
Homeless Household	753	4,154	2,363	1,791
Homeless Person	994	3,719	2,859	860
Nomadic Household	14,571	77,774	40,376	37,398
Transient Persons/Household	392	2,433	1,485	948
Fishing and Hunting Persons/Household	117	724	454	270

Bade LGA				
Type of Household	Total Number of Households	Sex		
		Both Sexes	Males	Females
Total	26,193	139,804	73,709	66,095
Regular	24,840	126,547	64,535	62,012
Institutional/Census Functionaries	482	8,279	6,470	1,809
Homeless Household	28	145	102	43
Homeless Person	27	57	49	8
Nomadic Household	785	4,504	2,390	2,114
Transient Persons/Household	5	42	22	20
Fishing and Hunting Persons/Household	26	230	141	89

Bursari LGA				
Type of Household	Total Number of Households	Sex		
		Both Sexes	Males	Females
Total	21,435	109,692	56,381	53,311
Regular	20,072	97,909	49,530	48,379
Institutional/Census Functionaries	314	5,810	3,692	2,118
Homeless Household	41	218	131	87
Homeless Person	49	167	115	52
Nomadic Household	910	5,300	2,735	2,565
Transient Persons/Household	26	171	109	62
Fishing and Hunting Persons/Household	23	117	69	48

Table HH1: Distribution of Population by Type of Household and Sex

Damaturu LGA				
Type of Household	Total Number of Households	Sex		
		Both Sexes	Males	Females
Total	17,212	87,706	48,361	39,345
Regular	15,692	69,014	35,049	33,965
Institutional/Census Functionaries	764	14,840	10,701	4,139
Homeless Household	104	534	384	150
Homeless Person	214	937	865	72
Nomadic Household	408	2,129	1,135	994
Transient Persons/Household	29	244	222	22
Fishing and Hunting Persons/Household	1	8	5	3

Fika LGA				
Type of Household	Total Number of Households	Sex		
		Both Sexes	Males	Females
Total	24,622	136,736	69,175	67,561
Regular	23,376	120,761	59,962	60,799
Institutional/Census Functionaries	497	11,911	6,949	4,962
Homeless Household	32	189	112	77
Homeless Person	56	246	223	23
Nomadic Household	633	3,484	1,832	1,652
Transient Persons/Household	24	134	92	42
Fishing and Hunting Persons/Household	4	11	5	6

Fune LGA				
Type of Household	Total Number of Households	Sex		
		Both Sexes	Males	Females
Total	52,489	301,954	150,896	151,058
Regular	51,829	293,332	145,941	147,391
Institutional/Census Functionaries	358	6,906	4,029	2,877
Homeless Household	19	114	82	32
Homeless Person	84	481	268	213
Nomadic Household	179	1,011	515	496
Transient Persons/Household	13	79	40	39
Fishing and Hunting Persons/Household	7	31	21	10

Geidam LGA				
Type of Household	Total Number of Households	Sex		
		Both Sexes	Males	Females
Total	31,243	155,740	82,482	73,258
Regular	29,862	142,230	73,067	69,163
Institutional/Census Functionaries	608	9,169	7,181	1,988
Homeless Household	60	376	181	195
Homeless Person	70	313	168	145
Nomadic Household	613	3,380	1,737	1,643
Transient Persons/Household	23	226	125	101
Fishing and Hunting Persons/Household	7	46	23	23

Gujba LGA				
Type of Household	Total Number of Households	Sex		
		Both Sexes	Males	Females
Total	22,430	129,797	72,310	57,487
Regular	20,918	104,424	52,483	51,941
Institutional/Census Functionaries	897	21,392	17,712	3,680
Homeless Household	24	136	76	60
Homeless Person	29	50	47	3
Nomadic Household	537	3,629	1,897	1,732
Transient Persons/Household	22	138	78	60
Fishing and Hunting Persons/Household	3	28	17	11

Table HH1: Distribution of Population by Type of Household and Sex

Gulani LGA				
Type of Household	Total Number of Households	Sex		
		Both Sexes	Males	Females
Total	20,396	103,516	51,686	51,830
Regular	19,678	98,110	48,383	49,727
Institutional/Census Functionaries	179	2,634	1,870	764
Homeless Household	8	41	21	20
Homeless Person	16	31	22	9
Nomadic Household	508	2,677	1,378	1,299
Transient Persons/Household	7	23	12	11
Fishing and Hunting Persons/Household	-	-	-	-

Jakusko LGA				
Type of Household	Total Number of Households	Sex		
		Both Sexes	Males	Females
Total	43,585	232,458	120,728	111,730
Regular	39,893	206,259	105,254	101,005
Institutional/Census Functionaries	483	9,347	6,848	2,499
Homeless Household	18	60	24	36
Homeless Person	26	133	113	20
Nomadic Household	3,160	16,630	8,472	8,158
Transient Persons/Household	3	20	11	9
Fishing and Hunting Persons/Household	2	9	6	3

Karasuwa LGA				
Type of Household	Total Number of Households	Sex		
		Both Sexes	Males	Females
Total	20,752	105,514	55,385	50,129
Regular	18,980	93,293	47,875	45,418
Institutional/Census Functionaries	208	4,415	3,413	1,002
Homeless Household	35	153	81	72
Homeless Person	66	104	75	29
Nomadic Household	1,448	7,484	3,900	3,584
Transient Persons/Household	12	47	31	16
Fishing and Hunting Persons/Household	3	18	10	8

Machina LGA				
Type of Household	Total Number of Households	Sex		
		Both Sexes	Males	Females
Total	12,583	60,994	31,771	29,223
Regular	11,277	53,400	27,467	25,933
Institutional/Census Functionaries	225	1,925	1,326	599
Homeless Household	26	148	87	61
Homeless Person	30	51	38	13
Nomadic Household	965	5,009	2,588	2,421
Transient Persons/Household	60	461	265	196
Fishing and Hunting Persons/Household	-	-	-	-

Nangere LGA				
Type of Household	Total Number of Households	Sex		
		Both Sexes	Males	Females
Total	15,807	87,517	44,470	43,047
Regular	15,294	79,680	39,526	40,154
Institutional/Census Functionaries	261	6,474	4,192	2,282
Homeless Household	25	169	93	76
Homeless Person	21	67	44	23
Nomadic Household	192	1,071	569	502
Transient Persons/Household	12	48	40	8
Fishing and Hunting Persons/Household	2	8	6	2

Table HH1: Distribution of Population by Type of Household and Sex

Nguru LGA				
Type of Household	Total Number of Households	Sex		
		Both Sexes	Males	Females
Total	29,200	150,699	80,827	69,872
Regular	27,486	132,510	68,943	63,567
Institutional/Census Functionaries	494	12,136	8,518	3,618
Homeless Household	45	194	95	99
Homeless Person	79	327	268	59
Nomadic Household	1,050	5,216	2,799	2,417
Transient Persons/Household	33	258	161	97
Fishing and Hunting Persons/Household	13	58	43	15

Potiskum LGA				
Type of Household	Total Number of Households	Sex		
		Both Sexes	Males	Females
Total	36,341	204,866	105,388	99,478
Regular	34,583	177,955	88,698	89,257
Institutional/Census Functionaries	1,149	23,652	14,849	8,803
Homeless Household	244	1,455	755	700
Homeless Person	100	523	409	114
Nomadic Household	199	986	542	444
Transient Persons/Household	61	271	126	145
Fishing and Hunting Persons/Household	5	24	9	15

Tarmua LGA				
Type of Household	Total Number of Households	Sex		
		Both Sexes	Males	Females
Total	16,394	77,667	40,612	37,055
Regular	15,143	69,596	35,549	34,047
Institutional/Census Functionaries	274	2,846	2,343	503
Homeless Household	10	61	37	24
Homeless Person	15	37	21	16
Nomadic Household	939	5,063	2,628	2,435
Transient Persons/Household	5	22	10	12
Fishing and Hunting Persons/Household	8	42	24	18

Yunusari LGA				
Type of Household	Total Number of Households	Sex		
		Both Sexes	Males	Females
Total	27,478	125,940	64,918	61,022
Regular	26,354	119,359	61,000	58,359
Institutional/Census Functionaries	176	2,050	1,562	488
Homeless Household	11	57	36	21
Homeless Person	23	41	33	8
Nomadic Household	885	4,232	2,154	2,078
Transient Persons/Household	18	112	63	49
Fishing and Hunting Persons/Household	11	89	70	19

Yusufari LGA				
Type of Household	Total Number of Households	Sex		
		Both Sexes	Males	Females
Total	25,215	110,739	55,935	54,804
Regular	23,722	101,824	50,932	50,892
Institutional/Census Functionaries	180	2,546	1,648	898
Homeless Household	23	104	66	38
Homeless Person	89	154	101	53
Nomadic Household	1,160	5,969	3,105	2,864
Transient Persons/Household	39	137	78	59
Fishing and Hunting Persons/Household	2	5	5	-

Table HH1: Distribution of Population by Type of Household and Sex

ZAMFARA STATE

Table HH1: Distribution of Population by Type of Household and Sex

ZAMFARA STATE				
Type of Household	Total Number of Households	Sex		
		Both Sexes	Males	Females
Total	604,844	3,278,873	1,641,623	1,637,250
Regular	592,106	3,151,670	1,555,720	1,595,950
Institutional/Census Functionaries	6,327	93,588	68,137	25,451
Homeless Household	447	2,434	1,330	1,104
Homeless Person	836	2,068	1,548	520
Nomadic Household	4,679	26,593	13,523	13,070
Transient Persons/Household	316	1,691	893	798
Fishing and Hunting Persons/Household	133	829	472	357

Anka LGA				
Type of Household	Total Number of Households	Sex		
		Both Sexes	Males	Females
Total	26,586	143,637	72,456	71,181
Regular	26,340	140,103	69,797	70,306
Institutional/Census Functionaries	160	3,140	2,438	702
Homeless Household	13	56	27	29
Homeless Person	11	47	35	12
Nomadic Household	42	209	112	97
Transient Persons/Household	9	30	19	11
Fishing and Hunting Persons/Household	11	52	28	24

Bakura LGA				
Type of Household	Total Number of Households	Sex		
		Both Sexes	Males	Females
Total	33,497	187,141	92,369	94,772
Regular	32,876	182,278	89,346	92,932
Institutional/Census Functionaries	259	2,863	1,945	918
Homeless Household	15	74	35	39
Homeless Person	30	65	44	21
Nomadic Household	300	1,766	948	818
Transient Persons/Household	15	81	41	40
Fishing and Hunting Persons/Household	2	14	10	4

Table HH1: Distribution of Population by Type of Household and Sex

Birnin Magaji LGA				
Type of Household	Total Number of Households	Sex		
		Both Sexes	Males	Females
Total	33,225	184,083	90,824	93,259
Regular	32,750	177,613	86,879	90,734
Institutional/Census Functionaries	221	5,072	3,207	1,865
Homeless Household	9	53	30	23
Homeless Person	12	21	10	11
Nomadic Household	228	1,294	679	615
Transient Persons/Household	4	22	14	8
Fishing and Hunting Persons/Household	1	8	5	3

Bukkuyum LGA				
Type of Household	Total Number of Households	Sex		
		Both Sexes	Males	Females
Total	38,938	216,348	108,812	107,536
Regular	38,356	212,181	106,396	105,785
Institutional/Census Functionaries	153	1,867	1,189	678
Homeless Household	55	335	157	178
Homeless Person	30	95	51	44
Nomadic Household	325	1,761	962	799
Transient Persons/Household	11	66	39	27
Fishing and Hunting Persons/Household	8	43	18	25

Bungudu LGA				
Type of Household	Total Number of Households	Sex		
		Both Sexes	Males	Females
Total	48,780	258,644	128,831	129,813
Regular	47,869	249,336	122,904	126,432
Institutional/Census Functionaries	536	7,470	4,941	2,529
Homeless Household	24	150	85	65
Homeless Person	68	169	132	37
Nomadic Household	256	1,380	696	684
Transient Persons/Household	16	74	37	37
Fishing and Hunting Persons/Household	11	65	36	29

Gummi LGA				
Type of Household	Total Number of Households	Sex		
		Both Sexes	Males	Females
Total	40,190	206,721	102,686	104,035
Regular	39,314	200,603	98,763	101,840
Institutional/Census Functionaries	466	3,825	2,744	1,081
Homeless Household	16	108	50	58
Homeless Person	27	65	35	30
Nomadic Household	332	1,906	989	917
Transient Persons/Household	24	132	57	75
Fishing and Hunting Persons/Household	11	82	48	34

Gusau LGA				
Type of Household	Total Number of Households	Sex		
		Both Sexes	Males	Females
Total	69,297	383,712	198,682	185,030
Regular	66,649	354,593	175,719	178,874
Institutional/Census Functionaries	1,603	24,202	20,245	3,957
Homeless Household	92	484	320	164
Homeless Person	292	627	518	109
Nomadic Household	579	3,370	1,624	1,746
Transient Persons/Household	76	418	248	170
Fishing and Hunting Persons/Household	6	18	8	10

Table HH1: Distribution of Population by Type of Household and Sex

Kaura Namoda LGA				
Type of Household	Total Number of Households	Sex		
		Both Sexes	Males	Females
Total	52,283	285,363	145,548	139,815
Regular	51,511	274,997	137,531	137,466
Institutional/Census Functionaries	568	9,329	7,428	1,901
Homeless Household	37	168	93	75
Homeless Person	51	204	132	72
Nomadic Household	79	425	234	191
Transient Persons/Household	32	196	107	89
Fishing and Hunting Persons/Household	5	44	23	21

Maradun LGA				
Type of Household	Total Number of Households	Sex		
		Both Sexes	Males	Females
Total	39,244	207,563	106,403	101,160
Regular	38,480	196,389	98,661	97,728
Institutional/Census Functionaries	493	9,514	6,858	2,656
Homeless Household	16	120	63	57
Homeless Person	26	88	56	32
Nomadic Household	207	1,297	678	619
Transient Persons/Household	14	94	43	51
Fishing and Hunting Persons/Household	8	61	44	17

Maru LGA				
Type of Household	Total Number of Households	Sex		
		Both Sexes	Males	Females
Total	55,672	293,141	146,920	146,221
Regular	53,944	279,447	138,725	140,722
Institutional/Census Functionaries	626	7,879	5,228	2,651
Homeless Household	76	353	189	164
Homeless Person	59	140	100	40
Nomadic Household	899	4,917	2,482	2,435
Transient Persons/Household	55	307	140	167
Fishing and Hunting Persons/Household	13	98	56	42

Shinkafi LGA				
Type of Household	Total Number of Households	Sex		
		Both Sexes	Males	Females
Total	24,882	135,964	66,512	69,452
Regular	24,123	128,982	62,426	66,556
Institutional/Census Functionaries	212	3,932	2,549	1,383
Homeless Household	10	74	52	22
Homeless Person	30	47	38	9
Nomadic Household	496	2,895	1,426	1,469
Transient Persons/Household	9	25	17	8
Fishing and Hunting Persons/Household	2	9	4	5

Talata Mafara LGA				
Type of Household	Total Number of Households	Sex		
		Both Sexes	Males	Females
Total	40,525	215,650	107,516	108,134
Regular	39,901	210,251	103,834	106,417
Institutional/Census Functionaries	301	4,036	2,891	1,145
Homeless Household	22	131	87	44
Homeless Person	134	311	260	51
Nomadic Household	154	863	415	448
Transient Persons/Household	9	46	21	25
Fishing and Hunting Persons/Household	4	12	8	4

Table HH1: Distribution of Population by Type of Household and Sex

Tsafe LGA				
Type of Household	Total Number of Households	Sex		
		Both Sexes	Males	Females
Total	46,568	266,929	129,010	137,919
Regular	45,536	258,082	123,503	134,579
Institutional/Census Functionaries	372	5,150	3,555	1,595
Homeless Household	27	125	54	71
Homeless Person	45	138	104	34
Nomadic Household	550	3,223	1,666	1,557
Transient Persons/Household	21	109	75	34
Fishing and Hunting Persons/Household	17	102	53	49

Zurmi LGA				
Type of Household	Total Number of Households	Sex		
		Both Sexes	Males	Females
Total	55,157	293,977	145,054	148,923
Regular	54,457	286,815	141,236	145,579
Institutional/Census Functionaries	357	5,309	2,919	2,390
Homeless Household	35	203	88	115
Homeless Person	21	51	33	18
Nomadic Household	232	1,287	612	675
Transient Persons/Household	21	91	35	56
Fishing and Hunting Persons/Household	34	221	131	90

Table HH1: Distribution of Population by Type of Household and Sex

Federal Capital Territory - ABUJA

Table HH1: Distribution of Population by Type of Household and Sex

FCT ABUJA				
Type of Household	Total Number of Households	Sex		
		Both Sexes	Males	Females
Total	316,560	1,406,239	733,172	673,067
Regular	303,592	1,290,809	658,474	632,335
Institutional/Census Functionaries	6,689	78,545	49,773	28,772
Homeless Household	1,595	9,595	6,796	2,799
Homeless Person	2,159	11,049	9,418	1,631
Nomadic Household	1,963	13,195	6,497	6,698
Transient Persons/Household	518	2,855	2,086	769
Fishing and Hunting Persons/Household	44	191	128	63

Abaji LGA				
Type of Household	Total Number of Households	Sex		
		Both Sexes	Males	Females
Total	10,572	58,642	28,860	29,782
Regular	10,142	53,061	26,423	26,638
Institutional/Census Functionaries	161	3,789	1,516	2,273
Homeless Household	8	43	31	12
Homeless Person	11	39	38	1
Nomadic Household	237	1,663	813	850
Transient Persons/Household	7	23	19	4
Fishing and Hunting Persons/Household	6	24	20	4

Table HH1: Distribution of Population by Type of Household and Sex

Abuja Municipal [AMAC] LGA				
Type of Household	Total Number of Households	Sex		
		Both Sexes	Males	Females
Total	188,093	776,298	415,951	360,347
Regular	179,674	711,140	368,753	342,387
Institutional/Census Functionaries	4,689	44,470	31,445	13,025
Homeless Household	1,266	7,942	5,723	2,219
Homeless Person	1,733	8,521	7,342	1,179
Nomadic Household	356	2,129	1,121	1,008
Transient Persons/Household	360	2,041	1,534	507
Fishing and Hunting Persons/Household	15	55	33	22

Bwari LGA				
Type of Household	Total Number of Households	Sex		
		Both Sexes	Males	Females
Total	51,797	229,274	115,346	113,928
Regular	50,109	213,016	107,164	105,852
Institutional/Census Functionaries	873	11,536	5,318	6,218
Homeless Household	219	1,017	633	384
Homeless Person	250	1,407	1,070	337
Nomadic Household	274	1,839	878	961
Transient Persons/Household	65	432	265	167
Fishing and Hunting Persons/Household	7	27	18	9

Gwagwalada LGA				
Type of Household	Total Number of Households	Sex		
		Both Sexes	Males	Females
Total	33,196	158,618	80,182	78,436
Regular	32,071	147,361	73,459	73,902
Institutional/Census Functionaries	503	7,173	4,232	2,941
Homeless Household	76	448	306	142
Homeless Person	106	815	759	56
Nomadic Household	379	2,552	1,227	1,325
Transient Persons/Household	58	252	194	58
Fishing and Hunting Persons/Household	3	17	5	12

Kuje LGA				
Type of Household	Total Number of Households	Sex		
		Both Sexes	Males	Females
Total	17,696	97,233	49,420	47,813
Regular	17,092	88,285	43,848	44,437
Institutional/Census Functionaries	255	6,589	4,301	2,288
Homeless Household	10	71	52	19
Homeless Person	17	56	46	10
Nomadic Household	297	2,116	1,087	1,029
Transient Persons/Household	16	68	49	19
Fishing and Hunting Persons/Household	9	48	37	11

Kwali LGA				
Type of Household	Total Number of Households	Sex		
		Both Sexes	Males	Females
Total	15,206	86,174	43,413	42,761
Regular	14,504	77,946	38,827	39,119
Institutional/Census Functionaries	208	4,988	2,961	2,027
Homeless Household	16	74	51	23
Homeless Person	42	211	163	48
Nomadic Household	420	2,896	1,371	1,525
Transient Persons/Household	12	39	25	14
Fishing and Hunting Persons/Household	4	20	15	5



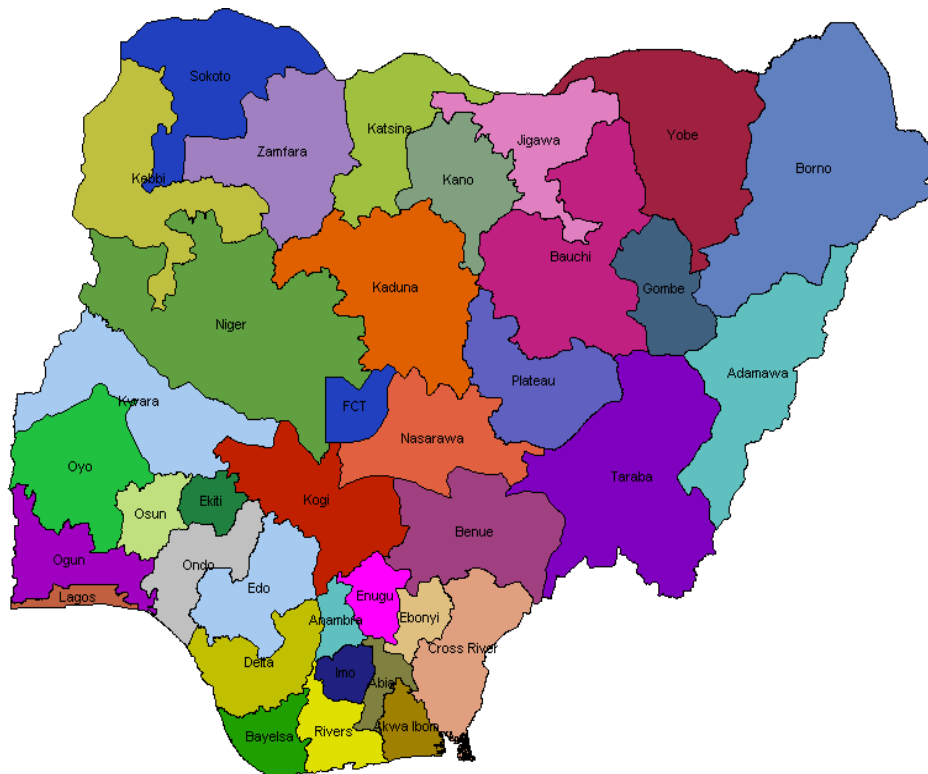
Register all Births and Deaths

*It is
FREE*



*National Population
Commission is mandated by
law to register all births and
deaths that occur in Nigeria.*

Where to register Birth and Death and obtain certificates in Nigeria



National Population Commission's State /
LGA Offices, Nationwide
Registration Centers in Hospitals, Health
Centres and Maternity Homes