



The WORLD VALUES SURVEY ASSOCIATION

[www.worldvaluessurvey.org](http://www.worldvaluessurvey.org)

**SURVEY METHODOLOGY REPORT**

**METHODOLOGICAL QUESTIONNAIRE**

**(TO BE COMPLETED AND SENT TO THE DATA ARCHIVE**

**JOINTLY WITH THE DATA FILE)**

|                                 |   |
|---------------------------------|---|
| Country:                        | The People's Republic of China                                    |
| Organization:                   | Center for Public Opinion Research, Shanghai Jiao Tong University |
| Principal Investigator:         | Yang Zhong  |
| E-mail (primary contact):       | <a href="mailto:yzhong@utk.edu">yzhong@utk.edu</a>                |
| Person in charge for fieldwork: | Yang Zhong  |
| E-mail (secondary contact):     | <a href="mailto:yzhong@utk.edu">yzhong@utk.edu</a>                |



**SECTION 1: THE QUESTIONNAIRE**

1. Have any optional questions and/or items been included?

No ☒

Yes (PLEASE WRITE IN QUESTION AND/OR ITEMNUMBERS BELOW )

---

---

2. Were country-specific questions, and/or items i. e. neither compulsory nor optional WVS questions, or questions included in the survey?

No country-specific questions included

☒ → Go to Q 4

Country-specific questions were included

☐

**ANSWER IF THERE WERE COUNTRY-SPECIFIC QUESTIONS**

3. Were country specific questions included at the end of the questionnaire, just before the demographics?

Yes ☐ → **GO TO Q 4**

No ☒

- 3a Please indicate the location of the country-specific questions which were not at the end of the questionnaire

WRITE IN BELOW :

**EVERYONE PLEASE ANSWER**

4. Were all questions asked in the prescribed order?

Yes ☒

No ☐



5. Were all core questions included in your questionnaire (by core we mean all items except those that were optional)?

No - some question(s) from WVS questionnaire not included

☒ → ANSWER

No - some demographic question(s) not included

☐ → ANSWER

Yes - all questions included

☐ → SECTION 2

**IF ANY CORE or DEMOGRAPHIC WVS QUESTIONS WERE NOT INCLUDED**

6. Please write in details of the items and the reasons why they were not included.

*question number or description of question:*

WVS core questions were not included in our survey in China are: Q90, Q93, Q113, Q114, Q115, Q116, Q117, Q132, Q133, Q134, Q135, Q136, Q137, Q138, Q139, Q140, Q141, Q222, Q223, Q224, Q225, Q226, Q227, Q228, Q229, Q230, Q231, Q232, Q233, Q240, Q264, and Q265.

*Reason(s) not included:*

Our principles to eliminate some original questions from WVS 7 are the following:

1. The questions have little relevancy in the Chinese context.
2. The questions are too politically sensitive in the Chinese context.

Questions 90 and 93 fall into the first category. #90 is concerned with decision making process of international organizations. In our view it is too complicated and does not have much relevancy in China. Most of our respondents are from the rural areas and they have no idea about international organizations and how they work. As for Question #93, very few people in China have heard of Amnesty International. We feel that Questions 91 and 92 already serve the purpose of testing the respondents' knowledge of international organizations.

Questions 113-117 fall into the second category. They are too politically sensitive in China right now.



The WORLD VALUES SURVEY ASSOCIATION

[www.worldvaluessurvey.org](http://www.worldvaluessurvey.org)

Question 130 has little relevancy in the Chinese context because there are so few immigrant workers in China.

Questions 132-141 do not have much relevancy in China since China is a pretty safe country.

Questions 222-233 are concerned with elections. They are not relevant in the Chinese context since there are no competitive elections in China.

Question 240 is about ideological spectrum. In China it is a very confusing concept of being leftist or rightist. Being ideologically left or right is not the same as that in the West or many other countries. People in China do not talk in those terms. So the question is not relevant in the Chinese context.

Questions 264-265 ask about where respondents' parents come from: from China or other countries. As mentioned before, China is not an immigrant country. We are pretty sure none of our respondents' parents are from other countries.

## SECTION 2: SAMPLING

7. Was your sample designed to be representative of the entire adult population, i. e. 18 years and older, of your country?

Yes

☒

**GO TO Q 9**

NO

☐

**ANSWER**



**IF NOT DESIGNED TO BE REPRESENTATIVE**

8. Which groups were excluded from, under-represented or over-represented in your sample design?

Excluded (PLEASE SPECIFY):

Over-represented: (PLEASE SPECIFY):

Under-represented (PLEASE SPECIFY):

**EVERYONE PLEASE ANSWER**

9. What was the lower age cut-off for your sample?

Yes - please write in cut-off 

|   |   |
|---|---|
| 1 | 8 |
|---|---|

No cut-off 

|  |
|--|
|  |
|--|

10. Was there any upper age cut-off for your sample?

Yes - please write in cut-off 

|   |   |
|---|---|
| 7 | 0 |
|---|---|

No cut-off 


|  |
|--|
|  |
|--|

11. What were the different stages in your sampling procedure?

*PLEASE WRITE IN:*

There are five sampling stages:

1. Primary Sampling Units (PSUs): County level administrative units (municipal districts, county-level cities, counties)
2. Secondary Sampling Units (SSUs): Half-square minutes (HSM) of latitude and longitude
3. Tertiary Sampling Units (TSUs): Spatial square seconds (SSS), approximately 90m\*90m
4. Basic Sampling Units: Dwellings in the sampled units
5. Individual respondent: Qualified respondents were selected from sampled dwellings using the Kish Grid method.



12. What was the final number of clusters or sampling points?

No clusters ☐

WRITE IN:  5  0

13. What was the sampled unit you got from office sampling?

Address ☐ → ANSWER

Household ☐ → ANSWER

Named individual ☐ → GO TO 17

Other (PLEASE WRITE IN DETAILS BELOW) ☒ → ANSWER

PSUs, SSUs and TSUs

**IF NAMED INDIVIDUAL WAS NOT THE SAMPLED UNIT**

14. What selection method was used to identify a respondent?

PLEASE SPECIFY:

The household selection was made randomly in the targeted municipalities (mentioned on the daily work sheet of the interviewer). In the neighbourhood mentioned in the work sheet the interviewer use to select randomly the households to cover.

The daily work sheet mentioned also the profile required of the interviewee.

\_\_\_\_\_

\_\_\_\_\_

15. Were there any quota-controls on the type of individual selected to take part in the survey (for example, age or sex controls)?

Yes ☐ → ANSWER

No ☒ → GO TO 17

**IF QUOTA CONTROLS**

16. In what way were quota controls used?



The WORLD VALUES SURVEY ASSOCIATION

[www.worldvaluessurvey.org](http://www.worldvaluessurvey.org)

*PLEASE WRITE IN:*

**EVERYONE PLEASE ANSWER**

17. Was substitution permitted at any stage of your selection process or during fieldwork?

Yes ☐ → **ANSWER**

No ☒ → **GO TO 19**

**IF 'YES'**

18. In what way was substitution permitted?

*PLEASE WRITE IN:*

**EVERYONE PLEASE ANSWER**

19. Did you use any stratification factors when drawing your sample?

Yes ☒ → **ANSWER**


No ☐ → **GO TO 21**

**IF STRATIFICATION FACTORS USED**

20. What stratification factors were used, and at what stage(s) of selection?

*PLEASE WRITE IN:*

Internationalization level, urbanization level, and economic development level were used as stratification factors at the first stage of selection.



**EVERYONE PLEASE ANSWER**

21. All in all, what are the known limitations of your realized sample?

For example: non-response rate; is there differential coverage of particular groups, either because of sample design or response differences?

Non-response rate

% response or % non-response: PLEASE WRITE IN: 61.7% response rate

22. Please fill in the following details about your sample. If some categories do not apply, please complete to the highest level of detail possible and use the 'other' box to give more information.

|  |   |   |   |   |
|--|---|---|---|---|
| Total number of <u>starting</u> names/addresses                                | 5 | 4 | 7 | 8 |
| - addresses which could not be traced at all                                   |   |   | 7 | 1 |
| - addresses established as empty, demolished or containing no private dwelling |   | 4 | 8 | 6 |
| - selected respondent too sick/incapacitated to participate                    |   |   | 1 | 6 |
| - selected respondent away during survey period                                |   | 2 | 4 | 8 |
| - selected respondent had inadequate understanding of language of survey       |   |   |   | 0 |
| - no contact at selected address   |   | 6 | 3 | 2 |
| - no contact with selected person  |   |   |   | 0 |
| - refusal at selected address  |   | 5 | 3 | 7 |
| - proxy refusal (on behalf of selected respondent)                             |   |   |   | 0 |
| - personal refusal by selected respondent                                      |   | 4 | 2 | 9 |
| - other type of unproductive (please write in full details in the box below)   |   |   | 2 | 3 |
| - full productive interview  | 3 | 0 | 3 | 6 |
| - partial productive interview   |   |   |   | 0 |

**IF 'OTHER' CATEGORY USED**

23. Please specify

Missing data or Kish sampling problem





**SECTION 3: FIELDWORK**

24. If interviews were not face-to-face, please specify the way of interviewing:

25. The next group of questions are about interviewers.

If no interviewers were used at any point in the WVS survey, please go to Q26.

**IF INTERVIEWERS USED**

- a. Were interviewers paid according to performance (for example, according to the number of interviews they obtained)?

Yes ☒

No ☐

- b. Which, if any, of these rules governed how an interviewer approached an address/household?

*PLEASE TICK THOSE THAT APPLY*

Calls must be made at different times of day ☐

Calls must be made on different days of week ☐

Neither of the above ☒

- c. Were interviewers required to make a certain number of re-calls before they stopped approaching an address or household?

Minimum number of re-calls required - please write in number

No minimum re-call requirement ☒

- d. Were any interviews supervised?


Yes - please write in approximate proportion  0 %

No ☐

- e. Were any interviews back-checked?

Yes - please write in approximate proportion  0 %

No ☐



**EVERYONE PLEASE ANSWER**

26. Please write in the approximate start and end dates of fieldwork: **DD MM YY**

Start date 

|   |   |   |   |   |   |
|---|---|---|---|---|---|
| 0 | 7 | 0 | 7 | 1 | 8 |
|---|---|---|---|---|---|

End date 

|   |   |   |   |   |   |
|---|---|---|---|---|---|
| 1 | 2 | 1 | 0 | 1 | 8 |
|---|---|---|---|---|---|

27. Please write in the name of the institute which has done the fieldwork.

A consortium of public opinion research centers from 13 Chinese universities led by Shanghai Jiao Tong University carried out the fieldwork

---

**SECTION 4: DATA**

28. Were any measures of coding reliability employed?

Yes → ☐ **ANSWER**  
No ☒ **GO TO 29**

28a. Which one? Please specify

29. Were the data from the questionnaire keyed subsequent to the interview (that is, non-CAPI surveys)?

Yes → ☐ **ANSWER**  
No → ☒ **GO TO 31**

**IF DATA KEYED**

30. Was keying verified?

Yes - please write in approximate level of verification 


|  |  |  |
|--|--|--|
|  |  |  |
|--|--|--|

 %  
No ☐

**EVERYONE PLEASE ANSWER**

31. Were any reliability checks made on derived variables?

Yes ☒



32. Were data checked/edited to ensure that filter instructions were followed correctly? No ☐

Yes ☒

No ☐

33. Were data checked/edited for logic or consistency?

Yes ☒

No ☐

34. Were data checked/edited to ensure they fell within permitted coding ranges?

Yes ☒

No ☐

35. Have you answered 'yes' on any or all of questions 32 to 34 above?

Yes ☒ → **ANSWER X**

No ☐ → **GO TO 37**

#### IF DATA CHECKED/EDITED

36. Were errors corrected individually or automatically (through, for example, a 'forced' edit)?

Yes - individual correction ☒

Yes - automatic correction ☐

No - not corrected ☐

#### EVERYONE PLEASE ANSWER

37. Did you add a weight variable?

Yes ☒ → **ANSWER**

No ☐ → **GO TO 39**

#### IF WEIGHT VARIABLE ADDED

38. Please describe the weighting or post-stratification strategy used.

Two weighting methods were used. One of them is base weighting, which is that the reciprocal of each interviewee's selection probability (including weight of empty responses) is calculated and given the variable name "wt\_base". The other method is weight calibration based on Table 4-1a to Table 4-1c of the *1% National Population Sample Survey Data 2015* (published by the Department of Population and Employment Statistics of the National Bureau of Statistics of China). Gender, age group (18-30, 31-40, 41-50, 51-60, 61-70, education level (primary school and below, junior high school, senior high school, college and above), and residency (urban and rural) were the target variables. Weight calibration is completed based on the base weight (wt\_base), and the calibration weight range is limited to the 1% quantile and the 99% quantile of the base weight. The calibration weight is the variable "wt\_final".



The WORLD VALUES SURVEY ASSOCIATION

*[www.worldvaluessurvey.org](http://www.worldvaluessurvey.org)*



## SECTION 5: CHARACTERISTICS OF NATIONAL POPULATION

39. Each member is asked to provide information on known characteristics of its national population, from census or the best available estimates from government surveys or other high-quality data-sources:

- sex distribution of the population
- age distribution of the population
- education (years of schooling) of the population
- other characteristics (PLEASE SPECIFY): We also included residency.

Please specify also the sources which have been used. Please note that the number of characteristics is what is minimal required. You can add as many characteristics as you like, but do not forget to specify them.

In the table below please present the information from census or from other government surveys or other high-quality data (column SOURCE 1) and the proportions obtained in your data, before and after weighting

|  | Source: | Unweighted data | Weighted data |
|--|---------|-----------------|---------------|
| Gender   |         |                 |               |
| Female   | 0.492   | 0.549           | 0.482         |
| Male   | 0.508   | 0.451           | 0.518         |
| Age Groups                                     |         |                 |               |
| 18 - 29 years                                  | 0.254   | 0.185           | 0.268         |
| 30 - 39 years                                  | 0.194   | 0.193           | 0.191         |
| 40 - 49 years                                  | 0.236   | 0.229           | 0.228         |
| 50 - 59 years                                  | 0.177   | 0.193           | 0.189         |
| 60 years & +                                   | 0.138   | 0.200           | 0.125         |
| Years/Schooling Groups                         |         |                 |               |
| No Education                                   | 0.039   | 0.063           | 0.052         |
| Primary/secondary school                       | 0.799   | 0.714           | 0.772         |
| Incomplete/Complete university-level education | 0.163   | 0.224           | 0.175         |
| Other characteristics<br>Please specify        |         |                 |               |
| Urban  | 0.585   | 0.604           | 0.567         |
| Rural  | 0.415   | 0.396           | 0.433         |
|  |         |                 |               |
|  | Source: | Unweighted data | Weighted data |