


The WORLD VALUES SURVEY ASSOCIATION

[www.worldvaluessurvey.org](http://www.worldvaluessurvey.org)

**ANNEX 4**

**METHODOLOGICAL QUESTIONNAIRE**  
**(TO BE COMPLETED AND SENT TO THE DATA ARCHIVE**  
**JOINTLY WITH THE DATA FILE)**

Country:	<b>GREECE</b>
Organization:	<b>METRON ANALYSIS S.A.</b>
Principal Investigator:	<b>SOKRATIS KONIORDOS</b>
E-mail (primary contact):	<a href="mailto:sokratiskonio@gmail.com">sokratiskonio@gmail.com</a> ; <a href="mailto:koniords@uoc.gr">koniords@uoc.gr</a>
Person in charge for fieldwork:	Dimitris <b>Boulamatsis</b> of “Metron Analysis”
E-mail (secondary contact):	<a href="mailto:dboulamatsis@metronanalysis.gr">dboulamatsis@metronanalysis.gr</a>



**SECTION 1: THE QUESTIONNAIRE**

1. Have any optional questions and/or items been included?

No ☒

Yes (PLEASE WRITE IN QUESTION AND/OR ITEMNUMBERS BELOW)

Questions

---

---

2. Were country-specific questions, and/or items i. e. neither compulsory nor optional WVS questions, or questions included in the survey?

No country-specific questions included

☐ → Go to Q 4

Country-specific questions were included

☒

**ANSWER IF THERE WERE COUNTRY-SPECIFIC QUESTIONS**

3. Were country specific questions included at the end of the questionnaire, just before the demographics?

Yes ☒ → GO TO Q 4

No ☐

3a Please indicate the location of the country-specific questions which were not at the end of the questionnaire


WRITE IN BELOW :

**EVERYONE PLEASE ANSWER**

4. Were all questions asked in the prescribed order?

Yes ☒

No ☐



The WORLD VALUES SURVEY ASSOCIATION

[www.worldvaluessurvey.org](http://www.worldvaluessurvey.org)

5. Were all core questions included in your questionnaire (by core we mean all items except those that were optional)?

No - some question(s) from WVS questionnaire **not** included

☐ → ANSWER

\_\_\_\_\_

No - some demographic question(s) **not** included

☐ → ANSWER

\_\_\_\_\_

Yes - all questions included

☒ → SECTION 2

**IF ANY CORE or DEMOGRAPHIC WVS QUESTIONS WERE NOT INCLUDED**

6. Please write in details of the items and the reasons why they were not included.

*question number or description of question:*

*Reason(s) not included:*

**SECTION 2: SAMPLING**


7. Was your sample designed to be representative of the entire adult population, i. e. 18 years and older, of your country?

Yes

☒ → GO TO Q 9

NO

☐ → ANSWER



**IF NOT DESIGNED TO BE REPRESENTATIVE**

8. Which groups were excluded from, under-represented or over-represented in your sample design?

Excluded (PLEASE SPECIFY):

Over-represented: (PLEASE SPECIFY):

Under-represented (PLEASE SPECIFY):

**EVERYONE PLEASE ANSWER**

9. What was the lower age cut-off for your sample?

Yes - please write in cut-off 

1	8
---	---

No cut-off 

--

10. Was there any upper age cut-off for your sample?

Yes - please write in cut-off 

--	--

No cut-off 


✓
---

11. What were the different stages in your sampling procedure?

*PLEASE WRITE IN:*

Sample selection is based on multistage proportional to size (PPS) sampling. Sampling consists of three stages:

Stage 1: Metron Analysis has developed an authentic SPSS programming code which performs systematic proportional to population size selection of building blocks. By taking into account regional variations and actual size, a systematic selection of 120 building blocks (PSUs) is performed at this stage. Urbanity is defined by sample design and not by the respondents themselves. By sorting the census file ascending according to prefecture, municipality and the population size of each record/hh block, we use the SPSS sampling code which generates a random start and then in a systematic way selects the subsequences records/blocks according to their size (PPS sampling).



Stage 2: At second stage, in each building block, a starting address is defined and households are being selected through systematic sampling (description see below). More specifically, within each selected PSU, a starting address is defined as the one corresponding to the upper left point of the sampling block. In case sampled address refers to a single house, this is the starting household. In case sampled address is a block of flats, the flat which is on the right side of the upper floor is defined as the starting household. Further households are selected via systematic sampling of a fixed interval (10 households per PSU).

Stage 3: At third stage, within each selected household, individuals are selected through the following steps:


- Step A) If contact is made with the household members and they are willing to participate in the survey: selection of respondent is based on the most recent birthday method
- Step B) If no contact is made at the first visit: Two revisits at different days or times and if not successful in establishing contact again, replacement of household and application of step A in the new household
- Step C) If contact is made but the household members refuse to participate in the survey: Replacement of household and application of step A in the new household

12. What was the final number of clusters or sampling points?

No clusters

WRITE IN: 

1	2	0
---	---	---



13. What was the sampled unit you got from office sampling?

Address ☐ → **ANSWER**

Household ☐ → **ANSWER**

Named individual ☐ → **GO TO 17**

Other (PLEASE WRITE IN DETAILS BELOW) ☐ → **ANSWER**

Building Block

**IF NAMED INDIVIDUAL WAS NOT THE SAMPLED UNIT**

14. What selection method was used to identify a respondent?

PLEASE SPECIFY:

As mentioned above, at the third stage of PPS sampling, within each selected household, individuals are selected through the following steps:

- Step A) If contact is made with the household members and they are willing to participate in the survey: selection of respondent is based on the most recent birthday method
- Step B) If no contact is made at the first visit: Two revisits at different days or times and if not successful in establishing contact again, replacement of household and application of step A in the new household
- Step C) If contact is made but the household members refuse to participate in the survey: Replacement of household and application of step A in the new household

15. Were there any quota-controls on the type of individual selected to take part in the survey (for example, age or sex controls)?


Yes ☐ → **ANSWER**

No ☒ → **GO TO 17**

**IF QUOTA CONTROLS**

16. In what way were quota controls used?

PLEASE WRITE IN:



**EVERYONE PLEASE ANSWER**

17. Was substitution permitted at any stage of your selection process or during fieldwork?

Yes ☒ → **ANSWER**

No ☐ → **GO TO 19**

**IF 'YES'**

18. In what way was substitution permitted?

In case no contact was made to the selected household after the first visit, two revisits took place at different days or times and if not successful the household was replaced. Additionally, in case the selected household refused to participate in the survey, the household was replaced. Replacement households were selected via systematic sampling.

**EVERYONE PLEASE ANSWER**

19. Did you use any stratification factors when drawing your sample?

Yes ☒ → **ANSWER**

No ☐ → **GO TO 21**

**IF STRATIFICATION FACTORS USED**

20. What stratification factors were used, and at what stage(s) of selection?

*PLEASE WRITE IN:*

Nuts 2 regions by urbanity



**EVERYONE PLEASE ANSWER**

21. All in all, what are the known limitations of your realized sample?

For example: non-response rate; is there differential coverage of particular groups, either because of sample design or response differences?

% response or % non-response: PLEASE WRITE IN:

Overall response rate is 36% which in line with similar social surveys in Greece.


22. Please fill in the following details about your sample. If some categories do not apply, please complete to the highest level of detail possible and use the 'other' box to give more information.

Total number of <u>starting</u> names/addresses	3	3	8	4
- addresses which could not be traced at all				
- addresses established as empty, demolished or containing no private dwelling				
- selected respondent too sick/incapacitated to participate			4	1
- selected respondent away during survey period			6	6
- selected respondent had inadequate understanding of language of survey		1	1	0
- no contact at selected address		1	4	7
- no contact with selected person				
- refusal at selected address	1	7	7	0
- proxy refusal (on behalf of selected respondent)				
- personal refusal by selected respondent			5	0
- other type of unproductive (please write in full details in the box below)				
- full productive interview	1	2	0	0
- partial productive interview				

**IF 'OTHER' CATEGORY USED**

23. Please specify





**SECTION 3: FIELDWORK**

24. If interviews were not face-to-face, please specify the way of interviewing:

25. The next group of questions are about interviewers.

If no interviewers were used at any point in the WVS survey, please go to Q26.

**IF INTERVIEWERS USED**

- a. Were interviewers paid according to performance (for example, according to the number of interviews they obtained)?

Yes ☒

No ☐

- b. Which, if any, of these rules governed how an interviewer approached an address/household?

*PLEASE TICK THOSE THAT APPLY*

Calls must be made at different times of day ☒

Calls must be made on different days of week ☒

Neither of the above ☐

- c. Were interviewers required to make a certain number of re-calls before they stopped approaching an address or household?

Minimum number of re-calls required - please write in number

No minimum re-call requirement ☐

- d. Were any interviews supervised?


Yes - please write in approximate proportion   %

No ☐

- e. Were any interviews back-checked?

Yes - please write in approximate proportion   %

No ☐



**EVERYONE PLEASE ANSWER**

26. Please write in the approximate start and end dates of fieldwork: **DD MM YY**

Start date 

0	8	0	9	1	7
---	---	---	---	---	---

End date 

1	6	1	0	1	7
---	---	---	---	---	---

27. Please write in the name of the institute which has done the fieldwork.

\_\_\_\_\_**Metron Analysis S.A.**\_\_\_\_\_

**SECTION 4: DATA**

28. Were any measures of coding reliability employed?

Yes → ☐ **ANSWER**

No ☒ **GO TO 29**

28a. Which one? Please specify

29. Were the data from the questionnaire keyed subsequent to the interview (that is, non-CAPI surveys)?

Yes → ☒ **ANSWER**

No → ☐ **GO TO 31**

**IF DATA KEYED**

30. Was keying verified?

Yes - please write in approximate level of verification 

	1	0
--	---	---

 %

No ☐

**EVERYONE PLEASE ANSWER**

31. Were any reliability checks made on derived variables?

Yes ☐

No ☒



32. Were data checked/edited to ensure that filter instructions were followed correctly?

Yes ☒

No ☐

33. Were data checked/edited for logic or consistency?

Yes ☒

No ☐

34. Were data checked/edited to ensure they fell within permitted coding ranges?

Yes ☒

No ☐

35. Have you answered 'yes' on any or all of questions 32 to 34 above?

Yes ☒ —→ **ANSWER**

No ☐ —→ **GO TO 37**

**IF DATA CHECKED/EDITED**

36. Were errors corrected individually or automatically (through, for example, a 'forced' edit)?

Yes - individual correction ☒

Yes - automatic correction ☐

No - not corrected ☐

**EVERYONE PLEASE ANSWER**

37. Did you add a weight variable?

Yes ☒ —→ **ANSWER**

No ☐ —→ **GO TO 39**

**IF WEIGHT VARIABLE ADDED**

38. Please describe the weighting or post-stratification strategy used.

Comparing the census distributions with the unweighted sample distributions, deviations were detected with regards the age and education factors. Younger ages are underrepresented in the sample and this is attributed to the higher mobility of this sub population and the youth migration trends which are prominent in the country. Additionally, lower education groups were underrepresented which is assumed to be related to the lower response rates by lower education segments. Decision was made to weight the sample to the national age by education distributions. Census, raw sample and weighted distributions are described below.



## SECTION 5: CHARACTERISTICS OF NATIONAL POPULATION

factor	level	Census 2011	wvs_raw	wvs_weighted
gender	females	52%	53%	53%
	males	48%	47%	47%
age	18-29	18%	13%	18%
	30-39	18%	18%	18%
	40-49	18%	18%	18%
	50-59	15%	17%	16%
	60+	31%	34%	31%
urbanity	urban	75%	76%	75%
	rural	25%	24%	25%
region	east macedonia/thrace	6%	6%	6%
	central macedonia	17%	17%	17%
	west macedonia	3%	2%	3%
	ipiros	3%	3%	4%
	thessalia	7%	7%	6%
	sterea greece	5%	5%	5%
	ionion	2%	2%	2%
	west greece	6%	7%	7%
	pelopponisos	5%	5%	5%
	attica	36%	36%	35%
	north aegean	2%	2%	2%
	south aegean	3%	2%	3%
	crete	6%	6%	6%
education	No education/primary education	33%	23%	32%
	Secondary education	47%	53%	47%
	Tertiary education	20%	24%	20%