



The WORLD VALUES SURVEY ASSOCIATION

[www.worldvaluessurvey.org](http://www.worldvaluessurvey.org)

**SURVEY METHODOLOGY REPORT**

**METHODOLOGICAL QUESTIONNAIRE**

**(TO BE COMPLETED AND SENT TO THE DATA ARCHIVE**

**JOINTLY WITH THE DATA FILE)**

Country:	Jordan
Organization:	NAMA Strategic Intelligence Solutions
Principal Investigator:	Dr. Fares Braizat
E-mail (primary contact):	<a href="mailto:Fares@namasis.com">Fares@namasis.com</a>
Person in charge for fieldwork:	Jerjes Ziadat
E-mail (secondary contact):	<a href="mailto:Jerjes@namasis.com">Jerjes@namasis.com</a>



**SECTION 1: THE QUESTIONNAIRE**

1. Have any optional questions and/or items been included?

No ☐

Yes (PLEASE WRITE IN QUESTION AND/OR ITEMNUMBERS BELOW )

With reference to the kick-off meeting with your dear selves, please note that any questions we added or amended were based on the ones we agreed upon. For your kind reference, attached is the final questionnaire, and we have colored the changes in red.

2. Were country-specific questions, and/or items i. e. neither compulsory nor optional WVS questions, or questions included in the survey?

No country-specific questions included

☐ → Go to Q 4

Country-specific questions were included

☐

**ANSWER IF THERE WERE COUNTRY-SPECIFIC QUESTIONS**

3. Were country specific questions included at the end of the questionnaire, just before the demographics?

Yes ☐ → **GO TO Q 4**

No ☐

3a Please indicate the location of the country-specific questions which were not at the end of the questionnaire

WRITE IN BELOW :



**EVERYONE PLEASE ANSWER**

4. Were all questions asked in the prescribed order?

Yes ☒

No ☐

5. Were all core questions included in your questionnaire (by core we mean all items except those that were optional)?

No - some question(s) from WVS questionnaire not included

☐ → **ANSWER**

\_\_\_\_\_

No - some demographic question(s) not included

☐ → **ANSWER**

\_\_\_\_\_

Yes - all questions included

☒ → **SECTION 2**

**IF ANY CORE or DEMOGRAPHIC WVS QUESTIONS WERE NOT INCLUDED**

6. Please write in details of the items and the reasons why they were not included.

*question number or description of question:*

*Reason(s) not included:*



The WORLD VALUES SURVEY ASSOCIATION

[www.worldvaluessurvey.org](http://www.worldvaluessurvey.org)

**SECTION 2: SAMPLING**

7. Was your sample designed to be representative of the entire adult population, i. e. 18 years and older, of your country?

Yes

☐

**GO TO Q 9**

NO

☐

**ANSWER**



**IF NOT DESIGNED TO BE REPRESENTATIVE**

8. Which groups were excluded from, under-represented or over-represented in your sample design?

Excluded (PLEASE SPECIFY):

Over-represented: (PLEASE SPECIFY):

Under-represented (PLEASE SPECIFY):

**EVERYONE PLEASE ANSWER**

9. What was the lower age cut-off for your sample?

Yes - please write in cut-off 

1	8
---	---

No cut-off 

--	--

10. Was there any upper age cut-off for your sample?

Yes - please write in cut-off 


--	--

No cut-off 

--	--

11. What were the different stages in your sampling procedure?

*PLEASE WRITE IN: the first stage was in diving the country into 12 governorates, the second is to have these governorates divided into stratum (each governorates is divided into 2 stratum deepening in the socio-economics level of each area in the governorate, so at the end we had 24 stratum to sample from). The third stage is to distribute the sample on the stratum proportional to the size of the stratum. So, each stratum will have number of PSU's according to the size of the stratum. Then randomly we chose these PSU's and from each PSU we systematically draw 8 houses and chose the respondents in each house according to Kish grid.*



12. What was the final number of clusters or sampling points?

No clusters

WRITE IN: 

1	5	2
---	---	---

13. What was the sampled unit you got from office sampling?

Address 1  → ANSWER

Household 1  → ANSWER

Named individual   → GO TO 17

Other (PLEASE WRITE IN DETAILS BELOW) 1  → ANSWER

A map that shows the PSU location and the number of houses in this PSU

---

---

**IF NAMED INDIVIDUAL WAS NOT THE SAMPLED UNIT**

14. What selection method was used to identify a respondent?

PLEASE SPECIFY: Kish grid

The household selection was made randomly in the targeted municipalities (mentioned on the daily work sheet of the interviewer). In the neighbourhood mentioned in the work sheet the interviewer use to select systematically the households to cover using a fixed skip pattern for each PSU and this skip pattern changed according to PSU size.

The daily work sheet mentioned also the profile required of the interviewee.


---

---

15. Were there any quota-controls on the type of individual selected to take part in the survey (for example, age or sex controls)?

Yes   → ANSWER

No   → GO TO 17



**IF QUOTA CONTROLS**

16. In what way were quota controls used?

*PLEASE WRITE IN:*

**EVERYONE PLEASE ANSWER**

17. Was substitution permitted at any stage of your selection process or during fieldwork?

Yes ☐ 1 → **ANSWER**

No ☐ → **GO TO 19**

**IF 'YES'**

18. In what way was substitution permitted?

*PLEASE WRITE IN: when the selected household has no people or are eligible person to participate, or the chosen respondent is out of the country, or the household is empty.*

**EVERYONE PLEASE ANSWER**


19. Did you use any stratification factors when drawing your sample?

Yes ☐ 1 → **ANSWER**

No ☐ → **GO TO 21**

**IF STRATIFICATION FACTORS USED**

20. What stratification factors were used, and at what stage(s) of selection?



The WORLD VALUES SURVEY ASSOCIATION

[www.worldvaluessurvey.org](http://www.worldvaluessurvey.org)

*PLEASE WRITE IN:*

Stratification was used on the first and second stage of the selection, the first was in dividing the country into 12 governorates, and the second was in dividing each governorates into 2 stratum.





**EVERYONE PLEASE ANSWER**

21. All in all, what are the known limitations of your realized sample?

For example: non-response rate; is there differential coverage of particular groups, either because of sample design or response differences?

% response or % non-response: PLEASE WRITE IN: refusal, absent, non applicable. Response rate 85%, non-response 15% .

22. Please fill in the following details about your sample. If some categories do not apply, please complete to the highest level of detail possible and use the 'other' box to give more information.

Total number of <u>starting</u> names/addresses	1	5	2	
- addresses which could not be traced at all				
- addresses established as empty, demolished or containing no private dwelling	10			
- selected respondent too sick/incapacitated to participate	13			
- selected respondent away during survey period	25			
- selected respondent had inadequate understanding of language of survey	7			
- no contact at selected address	20			
- no contact with selected person	20			
- refusal at selected address	35			
- proxy refusal (on behalf of selected respondent)	20			
- personal refusal by selected respondent	35			
- other type of unproductive (please write in full details in the box below)				
- full productive interview	1	2	0	3
- partial productive interview				

**IF 'OTHER' CATEGORY USED**

23. Please specify



**SECTION 3: FIELDWORK**

24. If interviews were not face-to-face, please specify the way of interviewing:

25. The next group of questions are about interviewers.

If no interviewers were used at any point in the WVS survey, please go to Q26.

**IF INTERVIEWERS USED**

- a. Were interviewers paid according to performance (for example, according to the number of interviews they obtained)?

Yes ☒

No ☐

- b. Which, if any, of these rules governed how an interviewer approached an address/household?

*PLEASE TICK THOSE THAT APPLY*

Calls must be made at different times of day ☐

Calls must be made on different days of week ☐

Neither of the above ☒

- c. Were interviewers required to make a certain number of re-calls before they stopped approaching an address or household?

Minimum number of re-calls required - please write in number

No minimum re-call requirement ☐

- d. Were any interviews supervised?


Yes - please write in approximate proportion   %

No ☐

- e. Were any interviews back-checked?

Yes - please write in approximate proportion   %

No ☐



**EVERYONE PLEASE ANSWER**

26. Please write in the approximate start and end dates of fieldwork: **DD MM YY**

Start date 

0	7	0	6	1	8
---	---	---	---	---	---

End date 

1	4	0	6	1	8
---	---	---	---	---	---

27. Please write in the name of the institute which has done the fieldwork.

NAMA Strategic Intelligence Solutions

---

**SECTION 4: DATA**

28. Were any measures of coding reliability employed?

Yes → ☒ **ANSWER**  
No ☐ **GO TO 29**

28a. Which one? Please specify

NAMA used CSpro for the data collection, which has auto coding for the questionnaire, and store the data coded in a way that can only be viewed by NAMA programmer.

29. Were the data from the questionnaire keyed subsequent to the interview (that is, non-CAPI surveys)?

Yes → ☐ **ANSWER**  
No → ☐ **GO TO 31**

**IF DATA KEYED**

30. Was keying verified?

Yes - please write in approximate level of verification 

--	--	--

 %  
No ☐

**EVERYONE PLEASE ANSWER**

31. Were any reliability checks made on derived variables?

Yes ☐

32. Were data checked/edited to ensure that filter instructions were followed correctly?

No ☐



Yes ☐ \*\*\*

No ☐

33. Were data checked/edited for logic or consistency?

Yes ☐ \*\*\*

No ☐

34. Were data checked/edited to ensure they fell within permitted coding ranges?

Yes ☐ \*\*\*

No ☐

35. Have you answered 'yes' on any or all of questions 32 to 34 above?

Yes ☐ \*\*\* → **ANSWER**

No ☐ → **GO TO 37**

**IF DATA CHECKED/EDITED**

36. Were errors corrected individually or automatically (through, for example, a 'forced' edit)?

Yes - individual correction ☐

Yes - automatic correction ☐ \*\*\*

No - not corrected ☐

**EVERYONE PLEASE ANSWER**

37. Did you add a weight variable?

Yes ☐ → **ANSWER**

No ☐ \*\*\* → **GO TO 39**

**IF WEIGHT VARIABLE ADDED**

38. Please describe the weighting or post-stratification strategy used.



## SECTION 5: CHARACTERISTICS OF NATIONAL POPULATION

39. Each member is asked to provide information on known characteristics of its national population, from census or the best available estimates from government surveys or other high-quality data-sources:

- sex distribution of the population
- age distribution of the population
- education (years of schooling) of the population
- other characteristics (PLEASE SPECIFY)

Please specify also the sources which have been used. Please note that the number of characteristics is what is minimal required. You can add as many characteristics as you like, but do not forget to specify them.

In the table below please present the information from census or from other government surveys or other high-quality data (column SOURCE 1) and the proportions obtained in your data, before and after weighting

	Source:	Unweighted data	Weighted data
<b>Gender</b>	Department of statistics (2015 census data)		
Female	1930629 (Jordanian 18+) 49.6%	49.5%	
Male	1964225 (Jordanian 18+) 50.4%	50.5%	
<b>Age Groups</b>			
18 - 29 years	1430143 (37%)	35.20%	
30 - 39 years	889556 (23%)	20.70%	
40 - 49 years	728193 (19%)	22.30%	
50 - 59 years	441861 (11%)	12.50%	
60 years & +	405101 (10%)	9.30%	
<b>Years/Schooling Groups</b>			
No Education	6.8	4.4%	
Primary/secondary school	70.5%	68.6	
Incomplete/Complete university-level education	22.7%	27.1%	



The WORLD VALUES SURVEY ASSOCIATION

[www.worldvaluessurvey.org](http://www.worldvaluessurvey.org)

<b>Other characteristics</b> Please specify			
Urban	NA		
Rural	NA		