



The WORLD VALUES SURVEY ASSOCIATION

www.worldvaluessurvey.org

SURVEY METHODOLOGY REPORT

METHODOLOGICAL QUESTIONNAIRE

Country:	Kazakhstan
Organization:	Public Opinion Research Institute
Principal Investigator:	Botagoz Rakisheva
E-mail (primary contact):	brakisheva@gmail.com
Person in charge for fieldwork:	Ainur Mazhitova
E-mail (secondary contact):	ainur.mazhitova@mail.ru



SECTION 1: THE QUESTIONNAIRE

1. Have any optional questions and/or items been included?

No ☐

Yes (PLEASE WRITE IN QUESTION AND/OR ITEMNUMBERS BELOW)

26.1 People of a different nationality

64. Mosque

82. Commonwealth of Independent States (CIS)

82a. Eurasian Economic Union (EAEU)

82b. Shanghai Cooperation Organisation (SCO)

135. Conflicts based on interethnic ground (adapted on regional purposes)

V1. Have you ever been involved in volunteering?

V2. If so, how often did you volunteer?

V3. Indicate in which spheres you were engaged in volunteering?

2. Were country-specific questions, and/or items i.e. neither compulsory nor optional WVS questions, or questions included in the survey?

No country-specific questions included

☐

Go to Q 4

Country-specific questions were included

☒

ANSWER IF THERE WERE COUNTRY-SPECIFIC QUESTIONS

3. Were country specific questions included at the end of the questionnaire, just before the demographics?

Yes

☒

GO TO Q 4

No

☐

- 3a Please indicate the location of the country-specific questions which were not at the end of the questionnaire

WRITE IN BELOW:



EVERYONE PLEASE ANSWER

4. Were all questions asked in the prescribed order?

Yes ☒

No ☐

5. Were all core questions included in your questionnaire (by core we mean all items except those that were optional)?

No - some question(s) from WVS questionnaire not included

☒ → ANSWER

No - some demographic question(s) not included

☐ → ANSWER

Yes - all questions included

☐ → SECTION 2

IF ANY CORE or DEMOGRAPHIC WVS QUESTIONS WERE NOT INCLUDED

6. Please write in details of the items and the reasons why they were not included.

question number or description of question:

134. Civil war in Kazakhstan

Reason(s) not included:

The question was excluded during fieldwork, because respondents felt disturbance hearing the expression “civil war”.

question number or description of question:

221. Local level

Reason(s) not included:

In Kazakhstan elections are conducted only on national level.

question number or description of question:

240. In political matters, people talk of “the left” and “the right”. How would you place your views on this scale, generally speaking?

Reason(s) not included:

Kazakhstan’s political system is not divided on principle of “the left” and “the right”.



SECTION 2: SAMPLING

7. Was your sample designed to be representative of the entire adult population, i. e. 18 years and older, of your country?

Yes

☒

GO TO Q 9

NO

☐

ANSWER

IF NOT DESIGNED TO BE REPRESENTATIVE

8. Which groups were excluded from, under-represented or over-represented in your sample design?

Excluded (PLEASE SPECIFY):

Over-represented: (PLEASE SPECIFY):

Under-represented (PLEASE SPECIFY):

EVERYONE PLEASE ANSWER

9. What was the lower age cut-off for your sample?

Yes - please write in cut-off

1	8
---	---

No cut-off

☐

10. Was there any upper age cut-off for your sample?

Yes - please write in cut-off

8	6
---	---

No cut-off

☐



11. What were the different stages in your sampling procedure?

PLEASE WRITE IN:

The design of the sample was calculated by a multistage sample.

Kazakhstan consists of 14 oblasts and three cities of republican status – Astana (capital), Almaty, Shymkent. The oblasts are incorporated in 5 regions (North Kazakhstan, Central Kazakhstan, West Kazakhstan, South Kazakhstan, East Kazakhstan) of the country + Astana, Almaty and Shymkent. Each oblast consists of districts. At last, each district incorporates a number of cities, small town and villages.

The population of Kazakhstan is estimated more than **18 157 337** people, among them the urban part is 10 423 569 (57,4%) and the rural one is 7 733 768 (42,6%).

Districts incorporate villages, city councils incorporate cities (one for each city council) and villages (not for all city councils). Villages, at last, are incorporated into rural districts (“selskiy okrug”).

Selection of Primary Sampling Units (PSU)

The list of primary sampling units (PSU) is consist of two types of PSUs:

- Villages – rural settlements which are subordinated to rural councils (“selskiy okrug”). Each of such settlement was used in sampling procedures as separate PSU;
- Urban settlements – each urban settlement participate in sampling procedures as a separate PSU.

Choosing a PSU much attention is given to stratum, regardless, whether this is city or village. We do not apply any restrictions related to preferences in selection of one or another PSU, i.e. all PSU available on our list participate in selection.

Calculation of the sample was according to the data of the Committee on Statistics of the Ministry of National Economy of the Republic of Kazakhstan **"Demographic Yearbook - 2017"**.

In sum, 121 PSUs were selected across all strata.

The screener used in households is based on Kish grid.

The study was conducted in all regions of Kazakhstan, as well as in cities of Republican significance Astana, Almaty and Shymkent, using an interview at the place of residence, the sample represents the adult (over 18 years old) population of Kazakhstan by sex, age, nationality, level of education, type of settlements (urban and rural population).

Constructing a sample population:

- The study was conducted on a national sample, which provided representative data for the country as a whole for the urban and rural population, individuals and legal entities, settlements of various sizes, for all major social groups of families;
- The study was conducted among the population of the electoral age in all regions of the Republic of Kazakhstan, as well as in the cities of Astana, Almaty, Shymkent;
- The selection of respondents was carried out according to a multistage sample


Sequence of selection of elements of a sample set

Step 1. Determination of the resettlement of units of the general population by oblasts and regions.

Step 2. In each region and district, the method of random numbers in a proportional ratio selects settlements (cities, villages).

At this stage, the settlements are identified for conducting polls (cities of republican significance, cities, small towns, villages)

Step 3. Within each locality, the starting points of the route and the number of sections are randomly determined.



12. What was the final number of clusters or sampling points?

No clusters

WRITE IN:

13. What was the sampled unit you got from office sampling?

Address ☐ → ANSWER

Household ☒ → ANSWER

Named individual ☐ → GO TO 17

Other (PLEASE WRITE IN DETAILS BELOW) ☐ → ANSWER

IF NAMED INDIVIDUAL WAS NOT THE SAMPLED UNIT

14. What selection method was used to identify a respondent?

PLEASE SPECIFY:

The following steps is followed to complete the Kish grid:

a. Once the interviewer has found someone (aged 18 and older) who accepts to answer questions, he or she will ask the person to state how many people aged 18 and over live in that household permanently (live in that household at least 6 months in a year).

b. Then the interviewer will have to writing down the information (names, gender, age) in chronological order (from youngest to oldest household member) is vital to ensure that the right person will be selected for the interview in that household.

c. The interviewer then finds the number of the Kish grid.

d. The interviewer looks down this column and reads the number opposite to the total number of adults in the household. The number at the intersection and the total number of inhabitants of the household corresponds to the number of the household member with whom the interview should be conducted.

e. The interviewer then asks to speak to the person whose number is the same as the one on the Kish grid.

The person interviewed must be:

–18 years of age or over;

–Respondent must be citizen of the country where interview is conducting;



–A permanent resident of the household contacted (she/he only has to live there, we do not care if she/he administratively is registered as living elsewhere);

–Only one household member interviewed;

–Interviewed individually without disturbances or suggestions from anyone else.

If the selected respondent was not at home, then the interviewer has come back to the household three times.

All the results of household and respondent selection, the reasons for the interviewer's deviation from the route, as well as the results of the interview were recorded in route lists.

15. Were there any quota-controls on the type of individual selected to take part in the survey (for example, age or sex controls)?

Yes ☐ → **ANSWER**

No ☐ → **GO TO 17**

IF QUOTA CONTROLS

16. In what way were quota controls used?

PLEASE WRITE IN:

EVERYONE PLEASE ANSWER

17. Was substitution permitted at any stage of your selection process or during fieldwork?


Yes ☐ → **ANSWER**

No ☐ → **GO TO 19**

IF 'YES'

18. In what way was substitution permitted?

PLEASE WRITE IN



EVERYONE PLEASE ANSWER

19. Did you use any stratification factors when drawing your sample?

Yes ☒ → **ANSWER**

No ☐ → **GO TO 21**

IF STRATIFICATION FACTORS USED

20. What stratification factors were used, and at what stage(s) of selection?

PLEASE WRITE IN:

Kazakhstan consists of 14 oblasts and three cities of republican status – Astana (capital), Almaty, Shymkent. The oblasts are incorporated in 5 regions (North Kazakhstan, Central Kazakhstan, West Kazakhstan, South Kazakhstan, East Kazakhstan) of the country + Astana, Almaty and Shymkent. Each oblast consists of districts. At last, each district incorporates a number of cities, small town and villages.

Districts incorporate villages, city councils incorporate cities (one for each city council) and villages (not for all city councils). Villages, at last, are incorporated into rural districts (“selskiy okrug”).

The list of primary sampling units (PSU) is consist of two types of PSUs:

- Villages – rural settlements which are subordinated to rural councils (“selskiy okrug”). Each of such settlement was used in sampling procedures as separate PSU;
- Urban settlements – each urban settlement participates in sampling procedures as a separate PSU.

Choosing a PSU much attention is given to stratum, regardless, whether this is city or village.

Data from the “Demographic yearbook – 2017” is used as a measure of size of each stratum for purposes of allocation (www.stat.gov.kz).

The stratification factors use at the stage of selection the settlements in each region and district, the method of random numbers in a proportional ratio selects settlements (cities, villages). At this stage, are the settlements identified for conducting polls (cities of republican significance, cities, small towns, villages)



EVERYONE PLEASE ANSWER

21. All in all, what are the known limitations of your realized sample?

For example: non-response rate; is there differential coverage of particular groups, either because of sample design or response differences?

% response or % non-response: PLEASE WRITE IN:

The basic population was consisted of all non-institutionalized adults aged 18 and over who reside in the country (whose usual place of residence is in Kazakhstan) at the time of data collection. Persons who do not have citizenship were excluded from the sample.

The general population did not include adults from institutional collective housing units (or groups of premises), such as prisons, hospitals and nursing homes, as well as adults residing in military barracks and bases. However, the military, who are in military barracks and military bases only during the day, are included in the general population. Adults from other non-institutional collective housing units (or groups of premises), such as working quarters or social rehabilitation centers, are also included in the general population.

Adults who are unable to participate in the study due to hearing problems, blindness / visual impairment or disability are considered within the sample. However, they are removed from the calculation of the response rate of the respondent, since according to disposition codes will be removed from the general sample.

22. Please fill in the following details about your sample. If some categories do not apply, please complete to the highest level of detail possible and use the 'other' box to give more information.

Total number of <u>starting</u> names/addresses	1	2	1	
- addresses which could not be traced at all	1	1		
- addresses established as empty, demolished or containing no private dwelling	2	8		
- selected respondent too sick/incapacitated to participate	6			
- selected respondent away during survey period	1	5		
- selected respondent had inadequate understanding of language of survey				
- no contact at selected address	1	2	4	
- no contact with selected person	2	7		
- refusal at selected address	2	8	9	
- proxy refusal (on behalf of selected respondent)				
- personal refusal by selected respondent	5	9		
- other type of unproductive (please write in full details in the box below)	5	7		
- full productive interview	1	2	0	0



- partial productive interview

5			
---	--	--	--

IF 'OTHER' CATEGORY USED

23. Please specify

No access (security, gates are closed) – 28

Insecurity (animals, violence, disorders) – 7

It is impossible to identify correct respondent – 5

There is no correct respondent (younger than 18, not a citizen) – 17

SECTION 3: FIELDWORK

24. If interviews were not face-to-face, please specify the way of interviewing:

25. The next group of questions are about interviewers.

If no interviewers were used at any point in the WVS survey, please go to Q26

IF INTERVIEWERS USED

- a. Were interviewers paid according to performance (for example, according to the number of interviews they obtained)?

Yes ☒

No ☐

- b. Which, if any, of these rules governed how an interviewer approached an address/household?

PLEASE TICK THOSE THAT APPLY

Calls must be made at different times of day ☒

Calls must be made on different days of week ☒

Neither of the above ☐

- c. Were interviewers required to make a certain number of re-calls before they stopped approaching an address or household?

Minimum number of re-calls required - please write in number

3	
---	--

No minimum re-call requirement ☐



d. Were any interviews supervised?

Yes - please write in approximate proportion %

No

e. Were any interviews back-checked?

Yes - please write in approximate proportion %

No

EVERYONE PLEASE ANSWER

26. Please write in the approximate start and end dates of fieldwork: **DD MM YY**

Start date

End date

27. Please write in the name of the institute which has done the fieldwork.

Public Opinion Research Institute

SECTION 4: DATA

28. Were any measures of coding reliability employed?

Yes → **ANSWER**

No ☒ **GO TO 29**

28a. Which one? Please specify

29. Were the data from the questionnaire keyed subsequent to the interview (that is, non-CAPI surveys)?

Yes → ☒ **ANSWER**

No → ☐ **GO TO 31**

IF DATA KEYED



30. Was keying verified?

Yes - please write in approximate level of verification

1	0	0
---	---	---

 %
No

--

EVERYONE PLEASE ANSWER

31. Were any reliability checks made on derived variables?

Yes ☒
No ☐

32. Were data checked/edited to ensure that filter instructions were followed correctly?

Yes ☒
No ☐

33. Were data checked/edited for logic or consistency?

Yes ☒
No ☐

34. Were data checked/edited to ensure they fell within permitted coding ranges?

Yes ☒
No ☐

35. Have you answered 'yes' on any or all of questions 32 to 34 above?

Yes ☒ → **ANSWER**
No ☐ → **GO TO 37**

IF DATA CHECKED/EDITED

36. Were errors corrected individually or automatically (through, for example, a 'forced' edit)?

Yes - individual correction ☐
Yes - automatic correction ☒
No - not corrected ☐

EVERYONE PLEASE ANSWER



37. Did you add a weight variable?

Yes ☐ → ANSWER
No ☒ → GO TO 39

IF WEIGHT VARIABLE ADDED

38. Please describe the weighting or post-stratification strategy used.

SECTION 5: CHARACTERISTICS OF NATIONAL POPULATION


39. Each member is asked to provide information on known characteristics of its national population, from census or the best available estimates from government surveys or other high-quality data-sources:

- sex distribution of the population
- age distribution of the population
- education (years of schooling) of the population
- other characteristics (PLEASE SPECIFY)

Please specify also the sources which have been used. Please note that the number of characteristics is what is minimal required. You can add as many characteristics as you like, but do not forget to specify them.

In the table below please present the information from census or from other government surveys or other high-quality data (column SOURCE 1) and the proportions obtained in your data, before and after weighting

	Source: the Committee on Statistics Ministry of National Economy http://stat.gov.kz	Weighted data	Unweighted data	
Gender (All age groups)			<i>N</i>	%
Female	9 366 039		-	-
Male	8 791 298		-	-
Gender (18 and older)				
Female	6 554 831		699	45,3
Male	5 817 923		578	54,7
Age Groups				
18 - 29 years old	3 314 891		308	24,1
30 - 39 years old	2 787 634		334	26,2
40 - 49 years old	2 220 302		260	20,4
50 - 59 years old	1 997 050		226	17,7
60 years and older	2 052 877		149	11,6
Years/Schooling Groups (15 and older) (data from National census 2009)				



No Education	39 182		27	2,1
Primary/secondary school	9 329 997		701	54,9
Incomplete/Complete university-level education	2 787 526		500	39,3
No answer			49	3,7
Other characteristics Please specify				
Type of settlement				
Urban	10 423 569		756	59,2
Rural	7 733 768		521	40,8
Nationality (All age group)				
Kazakh	12 250 305		851	66,6
Russian	3 588 686		276	21,6
Others	2 318 346		150	11,8