



The WORLD VALUES SURVEY ASSOCIATION

[www.worldvaluessurvey.org](http://www.worldvaluessurvey.org)

**SURVEY METHODOLOGY REPORT**

**METHODOLOGICAL QUESTIONNAIRE**

**(TO BE COMPLETED AND SENT TO THE DATA ARCHIVE**

**JOINTLY WITH THE DATA FILE)**

Country:	Macao, China
Organization:	University of Macau
Principal Investigator:	Eilo Wing-yat YU
E-mail (primary contact):	eiloyu@um.edu.mo
Person in charge for fieldwork:	Lorris Sok-teng Lao
E-mail (secondary contact):	eiloyu@yahoo.com.hk



**SECTION 1: THE QUESTIONNAIRE**

1. Have any optional questions and/or items been included?

No ☐

Yes (PLEASE WRITE IN QUESTION AND/OR ITEMNUMBERS BELOW )

Question no. 259-298

---

---

2. Were country-specific questions, and/or items i. e. neither compulsory nor optional WVS questions, or questions included in the survey?

No country-specific questions included

☐ → Go to Q 4

Country-specific questions were included

☒

**ANSWER IF THERE WERE COUNTRY-SPECIFIC QUESTIONS**

3. Were country specific questions included at the end of the questionnaire, just before the demographics?

Yes ☒ → **GO TO Q 4**

No ☐

- 3a Please indicate the location of the country-specific questions which were not at the end of the questionnaire

WRITE IN BELOW : Question no. 259-298

**EVERYONE PLEASE ANSWER**

4. Were all questions asked in the prescribed order?

Yes ☒

No ☐



The WORLD VALUES SURVEY ASSOCIATION

[www.worldvaluessurvey.org](http://www.worldvaluessurvey.org)

5. Were all core questions included in your questionnaire (by core we mean all items except those that were optional)?

No - some question(s) from WVS questionnaire **not** included

☐ → ANSWER

\_\_\_\_\_

No - some demographic question(s) **not** included

☐ → ANSWER

\_\_\_\_\_

Yes - all questions included

☒ → SECTION 2

**IF ANY CORE or DEMOGRAPHIC WVS QUESTIONS WERE NOT INCLUDED**

6. Please write in details of the items and the reasons why they were not included.

*question number or description of question:*

*Reason(s) not included:*

**SECTION 2: SAMPLING**

7. Was your sample designed to be representative of the entire adult population, i. e. 18 years and older, of your country?

Yes

☒ → GO TO Q 9

NO

☐ → ANSWER



**IF NOT DESIGNED TO BE REPRESENTATIVE**

8. Which groups were excluded from, under-represented or over-represented in your sample design?

Excluded (PLEASE SPECIFY):

Over-represented: (PLEASE SPECIFY):

Under-represented (PLEASE SPECIFY):

**EVERYONE PLEASE ANSWER**

9. What was the lower age cut-off for your sample?

Yes - please write in cut-off

No cut-off

10. Was there any upper age cut-off for your sample?

Yes - please write in cut-off

No cut-off

11. What were the different stages in your sampling procedure?

*PLEASE WRITE IN: There are two stages of sampling procedure:*

1. 3 Oct 2019 to 7 Nov 2019: 2000 addresses are randomly sampled by the Census and Statistics Bureau, Macao government. There are 359 successful cases.
2. 8 Nov 2019 to 17 Dec 2019: Random Route Walking procedure was adopted as most of the 2000 sampled addresses were visited in the first stage. The sampling procedure is as follow:
  - i. 100 addresses were randomly selected from the list from the Macao government.
  - ii. Each interviewer will be assigned one address as a starting point.
  - iii. On even day, an interviewer visit a selected point. If there is no reply/response, he/she moves up for the same unit no. until finishing one household. After finishing a case successfully, he/she will skip 5 stories and continue the survey. Once the building is finished, he/she will move to next building (with the direction of increasing street no.) and keep moving up for the same no. of flat. He/she will continue this direction until finishing 10 samples.



v. If an interviewer visit a selected point on old day, he/she moves down for the same unit no. finishing one household when there is no reply response. He/she will skip 5 stories and continue the survey after finishing a case. Once the building is finished, he/she will move to next building (with the direction of decreasing street no.) and keep moving up for the same no. of flat. He/she will continue this direction until finishing 10 samples.

12. What was the final number of clusters or sampling points?

No clusters

WRITE IN:  5  6

This is merely for second stage survey.

13. What was the sampled unit you got from office sampling?

Address ☒ → ANSWER

Household ☐ → ANSWER

Named individual ☐ → GO TO 17

Other (PLEASE WRITE IN DETAILS BELOW) ☐ → ANSWER

---

---

**IF NAMED INDIVIDUAL WAS NOT THE SAMPLED UNIT**

14. What selection method was used to identify a respondent?

PLEASE SPECIFY: We received a list of sample with 2000 addresses from the Macao government.


The household selection was made randomly in the targeted municipalities (mentioned on the daily work sheet of the interviewer). In the neighbourhood mentioned in the work sheet the interviewer use to select randomly the households to cover.

The daily work sheet mentioned also the profile required of the interviewee.

---

---

15. Were there any quota-controls on the type of individual selected to take part in the survey (for example, age or sex controls)?



Yes ☐ → **ANSWER**

No ☒ → **GO TO 17**

**IF QUOTA CONTROLS**

16. In what way were quota controls used?

*PLEASE WRITE IN:*

**EVERYONE PLEASE ANSWER**

17. Was substitution permitted at any stage of your selection process or during fieldwork?

Yes ☐ → **ANSWER**

No ☒ → **GO TO 19**

**IF 'YES'**

18. In what way was substitution permitted?

*PLEASE WRITE IN:*


**EVERYONE PLEASE ANSWER**

19. Did you use any stratification factors when drawing your sample?

Yes ☐ → **ANSWER**

No ☒ → **GO TO 21**

**IF STRATIFICATION FACTORS USED**



The WORLD VALUES SURVEY ASSOCIATION

[www.worldvaluessurvey.org](http://www.worldvaluessurvey.org)

20. What stratification factors were used, and at what stage(s) of selection?

*PLEASE WRITE IN:*



**EVERYONE PLEASE ANSWER**

21. All in all, what are the known limitations of your realized sample?

For example: non-response rate; is there differential coverage of particular groups, either because of sample design or response differences?

% response or % non-response: PLEASE WRITE IN: We only record the response rate for the 1<sup>st</sup> stage. 1789 addresses were visited, with 359 successful cases (response rate: 20.0%), 483 rejection cases (rejection rate: 27.0%), 947 cases of non-response (non-response rate: 52.9%).

22. Please fill in the following details about your sample. If some categories do not apply, please complete to the highest level of detail possible and use the 'other' box to give more information.

Total number of <u>starting</u> names/addresses	2	0	0	0
- addresses which could not be traced at all				
- addresses established as empty, demolished or containing no private dwelling				9
- selected respondent too sick/incapacitated to participate				
- selected respondent away during survey period				
- selected respondent had inadequate understanding of language of survey				9
- no contact at selected address				
- no contact with selected person				
- refusal at selected address		4	3	2
- proxy refusal (on behalf of selected respondent)				
- personal refusal by selected respondent				
- other type of unproductive (please write in full details in the box below)				
- full productive interview		3	5	9
- partial productive interview				

**IF 'OTHER' CATEGORY USED**

23. Please specify





### SECTION 3: FIELDWORK

24. If interviews were not face-to-face, please specify the way of interviewing: All are face-to-face

25. The next group of questions are about interviewers.

If no interviewers were used at any point in the WVS survey, please go to Q26.

#### IF INTERVIEWERS USED

- a. Were interviewers paid according to performance (for example, according to the number of interviews they obtained)?

Yes ☒

No ☐

- b. Which, if any, of these rules governed how an interviewer approached an address/household?

*PLEASE TICK THOSE THAT APPLY*

Calls must be made at different times of day ☒

Calls must be made on different days of week ☒

Neither of the above ☐

- c. Were interviewers required to make a certain number of re-calls before they stopped approaching an address or household?

Minimum number of re-calls required - please write in number

No minimum re-call requirement ☐

- d. Were any interviews supervised?

Yes - please write in approximate proportion  %

No ☒

- e. Were any interviews back-checked?

Yes - please write in approximate proportion  %

No ☐



**EVERYONE PLEASE ANSWER**

26. Please write in the approximate start and end dates of fieldwork: **DD MM YY**

Start date 

0	3	1	0	1	9
---	---	---	---	---	---

End date 

1	7	1	2	1	9
---	---	---	---	---	---

27. Please write in the name of the institute which has done the fieldwork.

University of Macau

**SECTION 4: DATA**

28. Were any measures of coding reliability employed?

Yes → ☐ **ANSWER**

No ☒ **GO TO 29**

28a. Which one? Please specify

29. Were the data from the questionnaire keyed subsequent to the interview (that is, non-CAPI surveys)?

Yes → ☒ **ANSWER**

No → ☐ **GO TO 31**

**IF DATA KEYED**

30. Was keying verified?

Yes - please write in approximate level of verification 

--	--	--

 %

No ☒

**EVERYONE PLEASE ANSWER**

31. Were any reliability checks made on derived variables?

Yes ☐

No ☒



32. Were data checked/edited to ensure that filter instructions were followed correctly?

Yes ☒

No ☐

33. Were data checked/edited for logic or consistency?

Yes ☒

No ☐

34. Were data checked/edited to ensure they fell within permitted coding ranges?

Yes ☒

No ☐

35. Have you answered 'yes' on any or all of questions 32 to 34 above?

Yes ☒ → **ANSWER**

No ☐ → **GO TO 37**

**IF DATA CHECKED/EDITED**

36. Were errors corrected individually or automatically (through, for example, a 'forced' edit)?

Yes - individual correction ☒

Yes - automatic correction ☐

No - not corrected ☐

**EVERYONE PLEASE ANSWER**

37. Did you add a weight variable?

Yes ☐ → **ANSWER**

No ☒ → **GO TO 39**

**IF WEIGHT VARIABLE ADDED**

38. Please describe the weighting or post-stratification strategy used.



## SECTION 5: CHARACTERISTICS OF NATIONAL POPULATION

39. Each member is asked to provide information on known characteristics of its national population, from census or the best available estimates from government surveys or other high-quality data-sources:

- sex distribution of the local population

MF	537018	
Male	254707	47.4%
Female	282311	52.6%

- age distribution of the local population

0-4	30999	5.8%
5-9	25932	4.8%
10-14	20916	3.9%
15-19	28988	5.4%
20-24	38155	7.1%
25-29	50740	9.4%
30-34	45321	8.4%
35-39	33852	6.3%
40-44	35495	6.6%
45-49	37199	6.9%
50-54	46075	8.6%
55-59	46850	8.7%
60-64	37490	7.0%
≥65	59006	11.0%

- education of the local population

No Education	55849	10.8%
Primary school	85970	16.6%
Secondary school	102571	19.8%
High school	119472	23.0%
Higher education non / Short term university	9085	1.8%
University degree or equivalent	92214	17.8%
Master degree or equivalent	14163	2.7%
Doctor or equivalent	1636	0.3%
Other	38081	7.3%

- other characteristics (PLEASE SPECIFY)




Please specify also the sources which have been used. Please note that the number of characteristics is what is minimal required. You can add as many characteristics as you like, but do not forget to specify them.

Source: Macao DSEC INTERCENSOS 2016 RESULTADOS GLOBAIS

In the table below please present the information from census or from other government surveys or other high-quality data (column SOURCE 1) and the proportions obtained in your data, before and after weighting

	Source:	Unweighted data	Weighted data
<b>Gender</b>			
Female	52.6	55.9	0.94
Male	47.4	44	1.08
<b>Age Groups</b>			
0-4	5.8	0	N/A
5-9	4.8	0	N/A
10-14	3.9	0.1	38.95
15-19	5.4	2.8	1.93
20-24	7.1	15.8	0.45
25-29	9.4	9.8	0.96
30-34	8.4	8.3	1.02
35-39	6.3	5.9	1.07
40-44	6.6	4.9	1.35
45-49	6.9	5.3	1.31
50-54	8.6	6.5	1.32
55-59	8.7	6.9	1.26
60-64	7.0	5.6	1.25
≥65	11.0	7.9	1.39
<b>Years/Schooling Groups</b>			
No Education	10.8	1.4	7.69
Primary school	16.6	11	1.51
Lower secondary school	19.8	16.9	1.17
Higher secondary school	23.0	23.3	0.99
Higher education non / Short term university	1.8	6.6	0.27
University degree or equivalent	17.8	35.2	0.50
Master degree or equivalent	2.7	3	0.91
Doctor or equivalent	0.3	0.3	1.05



The WORLD VALUES SURVEY ASSOCIATION

[www.worldvaluessurvey.org](http://www.worldvaluessurvey.org)

Other	7.3	2.4	3.06
<b>Other characteristics</b> Please specify			