

The WORLD VALUES SURVEY ASSOCIATION

www.worldvaluessurvey.org


SURVEY METHODOLOGY REPORT

METHODOLOGICAL QUESTIONNAIRE

(TO BE COMPLETED AND SENT TO THE DATA ARCHIVE

JOINTLY WITH THE DATA FILE)

Country:	Malaysia
Organization:	IPSOS
Principal Investigator:	Grace Lee Hooi Yean
E-mail (primary contact):	Grace.lee@monash.edu
Person in charge for fieldwork:	
E-mail (secondary contact):	Eduard.bomhoff@monash.edu



SECTION 1: THE QUESTIONNAIRE

1. Have any optional questions and/or items been included?

No ☒

Yes (PLEASE WRITE IN QUESTION AND/OR ITEMNUMBERS BELOW)

2. Were country-specific questions, and/or items i. e. neither compulsory nor optional WVS questions, or questions included in the survey?

No country-specific questions included

☐ → Go to Q 4

Country-specific questions were included

☒

ANSWER IF THERE WERE COUNTRY-SPECIFIC QUESTIONS

3. Were country specific questions included at the end of the questionnaire, just before the demographics?

Yes ☒ → **GO TO Q 4**

No ☐

- 3a Please indicate the location of the country-specific questions which were not at the end of the questionnaire


WRITE IN BELOW :

EVERYONE PLEASE ANSWER

4. Were all questions asked in the prescribed order?

Yes ☒

No ☐



The WORLD VALUES SURVEY ASSOCIATION

www.worldvaluessurvey.org

5. Were all core questions included in your questionnaire (by core we mean all items except those that were optional)?

No - some question(s) from WVS questionnaire not included

☐ → ANSWER

No - some demographic question(s) not included

☐ → ANSWER

Yes - all questions included

☒ → SECTION 2

IF ANY CORE or DEMOGRAPHIC WVS QUESTIONS WERE NOT INCLUDED

6. Please write in details of the items and the reasons why they were not included.

question number or description of question:

Reason(s) not included:

SECTION 2: SAMPLING


7. Was your sample designed to be representative of the entire adult population, i. e. 18 years and older, of your country?

Yes

☒ → GO TO Q 9

NO

☐ → ANSWER



IF NOT DESIGNED TO BE REPRESENTATIVE

8. Which groups were excluded from, under-represented or over-represented in your sample design?

Excluded (PLEASE SPECIFY):

Over-represented: (PLEASE SPECIFY):

Under-represented (PLEASE SPECIFY):

EVERYONE PLEASE ANSWER

9. What was the lower age cut-off for your sample?

Yes - please write in cut-off

1	6
---	---

No cut-off

--

10. Was there any upper age cut-off for your sample?

Yes - please write in cut-off

6	5
---	---

No cut-off

--

11. What were the different stages in your sampling procedure?

PLEASE WRITE IN: Please refer to the attached explanation in PPT.

12. What was the final number of clusters or sampling points?

No clusters

--

WRITE IN:

	3	8
--	---	---

13. What was the sampled unit you got from office sampling?



The WORLD VALUES SURVEY ASSOCIATION

www.worldvaluessurvey.org

Address ☒ → ANSWER

Household ☐ → ANSWER

Named individual ☐ → GO TO 17

Other (PLEASE WRITE IN DETAILS BELOW) ☐ → ANSWER

IF NAMED INDIVIDUAL WAS NOT THE SAMPLED UNIT

14. What selection method was used to identify a respondent?

PLEASE SPECIFY:

The household selection was made randomly in the targeted municipalities (mentioned on the daily work sheet of the interviewer). In the neighbourhood mentioned in the work sheet the interviewer use to select randomly the households to cover.

The daily work sheet mentioned also the profile required of the interviewee.

15. Were there any quota-controls on the type of individual selected to take part in the survey (for example, age or sex controls)?

Yes ☒ → ANSWER


No ☐ → GO TO 17

IF QUOTA CONTROLS

16. In what way were quota controls used?

PLEASE WRITE IN: *Quota is controlled according to the nationwide distribution of location (State), age group, and ethnicity*

EVERYONE PLEASE ANSWER



The WORLD VALUES SURVEY ASSOCIATION

www.worldvaluessurvey.org

17. Was substitution permitted at any stage of your selection process or during fieldwork?

Yes ☒ → **ANSWER**

No ☐ → **GO TO 19**

IF 'YES'

18. In what way was substitution permitted?

PLEASE WRITE IN: Substitution is only permitted if a household has been approached for three times, and still respondent fails to show up or give time for the survey. Then, we will allow interviewer to go to the next household to continue the survey.

EVERYONE PLEASE ANSWER

19. Did you use any stratification factors when drawing your sample?


Yes ☒ → **ANSWER**

No ☐ → **GO TO 21**

IF STRATIFICATION FACTORS USED

20. What stratification factors were used, and at what stage(s) of selection?

PLEASE WRITE IN: Please refer to the attached explanation in PPT



SECTION 3: FIELDWORK

24. If interviews were not face-to-face, please specify the way of interviewing: *The interview for the Urban participants are carried out via Online*

25. The next group of questions are about interviewers.

If no interviewers were used at any point in the WVS survey, please go to Q26.

IF INTERVIEWERS USED

- a. Were interviewers paid according to performance (for example, according to the number of interviews they obtained)?

Yes ☒

No ☐

- b. Which, if any, of these rules governed how an interviewer approached an address/household?

PLEASE TICK THOSE THAT APPLY

Calls must be made at different times of day ☐

Calls must be made on different days of week ☒

Neither of the above ☐

- c. Were interviewers required to make a certain number of re-calls before they stopped approaching an address or household?

Minimum number of re-calls required - please write in number

No minimum re-call requirement ☐

- d. Were any interviews supervised?


Yes - please write in approximate proportion %

No ☐

- e. Were any interviews back-checked?

Yes - please write in approximate proportion %

No ☐



EVERYONE PLEASE ANSWER

26. Please write in the approximate start and end dates of fieldwork: **DD MM YY**

Start date

0	1	0	4	1	8
---	---	---	---	---	---

End date

1	5	0	5	1	8
---	---	---	---	---	---

27. Please write in the name of the institute which has done the fieldwork.

IPSOS SDN. BHD.

SECTION 4: DATA

28. Were any measures of coding reliability employed?

Yes →

--

ANSWER
No

/

GO TO 29

28a. Which one? Please specify

29. Were the data from the questionnaire keyed subsequent to the interview (that is, non-CAPI surveys)?

Yes →

--

ANSWER
No →

/

GO TO 31

IF DATA KEYED

30. Was keying verified?

Yes - please write in approximate level of verification

--	--	--

 %
No

--

EVERYONE PLEASE ANSWER


31. Were any reliability checks made on derived variables?

Yes

--

No

/



32. Were data checked/edited to ensure that filter instructions were followed correctly?

Yes ☐

No ☐

33. Were data checked/edited for logic or consistency?

Yes ☐

No ☐

34. Were data checked/edited to ensure they fell within permitted coding ranges?

Yes ☐

No ☐

35. Have you answered 'yes' on any or all of questions 32 to 34 above?

Yes ☐ → **ANSWER**

No ☐ → **GO TO 37**

IF DATA CHECKED/EDITED

36. Were errors corrected individually or automatically (through, for example, a 'forced' edit)?

Yes - individual correction ☐

Yes - automatic correction ☐

No - not corrected ☐

EVERYONE PLEASE ANSWER

37. Did you add a weight variable?

Yes ☐ → **ANSWER**

No ☐ → **GO TO 39**

IF WEIGHT VARIABLE ADDED

38. Please describe the weighting or post-stratification strategy used.



SECTION 5: CHARACTERISTICS OF NATIONAL POPULATION

39. Each member is asked to provide information on known characteristics of its national population, from census or the best available estimates from government surveys or other high-quality data-sources:

- sex distribution of the population
- age distribution of the population
- education (years of schooling) of the population
- other characteristics (PLEASE SPECIFY)

Please specify also the sources which have been used. Please note that the number of characteristics is what is minimal required. You can add as many characteristics as you like, but do not forget to specify them.

In the table below please present the information from census or from other government surveys or other high-quality data (column SOURCE 1) and the proportions obtained in your data, before and after weighting

	Source:	Unweighted data	Weighted data
Gender	LPPKN Policy Review on Malaysian Wellbeing Study (2017)		
Female	50%	50%	
Male	50%	50%	
Age Groups			
18 - 29 years (18 - 35 years)	35%	50%	
30 - 39 years (35 - 50 years)	23%	25%	
40 - 49 years	16%		
50 - 59 years	11%	25%	
60 years & +	15%		
Other characteristics Please specify			
Urban	72%	70%	
Rural	28%	30%	