



The WORLD VALUES SURVEY ASSOCIATION

[www.worldvaluessurvey.org](http://www.worldvaluessurvey.org)


**SURVEY METHODOLOGY REPORT**

**METHODOLOGICAL QUESTIONNAIRE**

**(TO BE COMPLETED AND SENT TO THE DATA ARCHIVE**

**JOINTLY WITH THE DATA FILE)**

Country:	México
Organization:	ITAM
Principal Investigator:	Alejandro Moreno
E-mail (primary contact):	amoreno@itam.mx
Person in charge for fieldwork:	Alejandro Moreno
E-mail (secondary contact):	almorenoal@gmail.com



## SECTION 1: THE QUESTIONNAIRE

1. Have any optional questions and/or items been included?

No ☐

Yes (PLEASE WRITE IN QUESTION AND/OR ITEM NUMBERS BELOW )

The Mexico questionnaire included optional questions from the general questionnaire.

2. Were country-specific questions, and/or items i. e. neither compulsory nor optional WVS questions, or questions included in the survey?

No country-specific questions included

☐

Go to Q 4

**YES** Country-specific questions were included

THE FOLLOWING ARE COUNTRY-SPECIFIC QUESTIONS FOR MEXICO 2018:

M89. The confidence in institutions battery includes at the end the National Electoral Institute, INE, Mexico's election administration body.

M150. The ranking between freedom vs. equality, and freedom vs. security includes a third option: equality vs. security.

M212. The battery on protest behavior includes "Joining a protest or political event called by social media such as Facebook or Twitter".

M300. This a voting question considering actual presidential candidates and their coalitions in 2018. "If the presidential election we held today, for whom would you vote?"

M301. This a party identification question in a usual format for Mexican politics: "Do you consider yourself priista, panista, perredista, verde or morenista?" It is followed by another question asking those who responded "none of the above, the non-partisans, whether they consider themselves non-partisan or anti-partisan:

M301b. Do you consider yourself non-partisan or anti-partisan?

M302. Immediately after party identification, the questionnaire included a question on presidential approval: "Do you approve or disapprove of the work Enrique Peña Nieto is doing as president of Mexico?"

M303. An ideological scale from progressive to conservative views was added: "In politics the people talk about "progressive" and "conservatives". Generally, how would you place your views on this scale?"

M304. A question also included in the Brazilian survey on honesty vs. deliverance was added: "What do you think is better: A political leader who is honest, or a political leader that delivers results?"

M305. A question on perceptions on freedom expression was added: "To what extent the political system in our country allows people like you to express their opinions about what government does? Would you say completely, a lot, somewhat, a little or not at all?"



**ANSWER IF THERE WERE COUNTRY-SPECIFIC QUESTIONS**

3. Were country specific questions included at the end of the questionnaire, just before the demographics?

Yes

☒

→ **GO TO Q 4**

No

☐

3a Please indicate the location of the country-specific questions which were not at the end of the questionnaire

WRITE IN BELOW : See response to item 2 above. All country-specific questions were included at the end except for M89, M150 and M212, which do not interrupt or distract the natural flow of the original questionnaire.

**EVERYONE PLEASE ANSWER**

4. Were all questions asked in the prescribed order?

Yes

☒

No

☐

5. Were all core questions included in your questionnaire (by core we mean all items except those that were optional)?

No - some question(s) from WVS questionnaire **not** included

☐

→ **ANSWER**

---

No - some demographic question(s) **not** included

☐

→ **ANSWER**

---

Yes - all questions included

☒

→ **SECTION 2**



**IF ANY CORE or DEMOGRAPHIC WVS QUESTIONS WERE NOT INCLUDED**

6. Please write in details of the items and the reasons why they were not included.

*question number or description of question:*

*Reason(s) not included:*

**SECTION 2: SAMPLING**

7. Was your sample designed to be representative of the entire adult population, i. e. 18 years and older, of your country?

Yes

☒

**GO TO Q 9**

NO

☐

**ANSWER**



**IF NOT DESIGNED TO BE REPRESENTATIVE**

8. Which groups were excluded from, under-represented or over-represented in your sample design?

Excluded (PLEASE SPECIFY):

Over-represented: (PLEASE SPECIFY):

Under-represented (PLEASE SPECIFY):

**EVERYONE PLEASE ANSWER**

9. What was the lower age cut-off for your sample?

Yes - please write in cut-off 

1	8
---	---

No cut-off 

--

10. Was there any upper age cut-off for your sample?

Yes - please write in cut-off 

--	--

No cut-off 

X
---

11. What were the different stages in your sampling procedure?

*PLEASE WRITE IN:*

Sampling for the Mexico 2018 survey was a multi-stage probability sample with four stages of selection: in the first, electoral sections (our primary sampling units) were drawn from the list of electoral sections valid for the 2018 presidential elections. This sampling frame covers the entire voting population in the country. In each electoral section we then selected blocks, households, and respondents (one in each household) in later stages. A total of 496 sampling units were selected during a fieldwork that lasted slightly over three months, concentrating most of the interviews on weekends.

12. What was the final number of clusters or sampling points?

No clusters 

--

WRITE IN: 

4	9	6
---	---	---



13. What was the sampled unit you got from office sampling?

Address ☒ → **ANSWER**

Household ☐ → **ANSWER**

Named individual ☐ → **GO TO 17**

Other (PLEASE WRITE IN DETAILS BELOW) ☒ → **ANSWER**

Electoral sections have a specific address which served as a starting point for a systematic selection of blocks and households within each block. Cartographic information for the sampling units was used.

---

---

**IF NAMED INDIVIDUAL WAS NOT THE SAMPLED UNIT**

14. What selection method was used to identify a respondent?

PLEASE SPECIFY:

Probability sampling was used in the overall process of selection, including the respondent in each household. In each polling point, interviewers selected between 2 and 6 respondents.

15. Were there any quota-controls on the type of individual selected to take part in the survey (for example, age or sex controls)?

Yes ☐ → **ANSWER**

No ☒ → **GO TO 17**


**IF QUOTA CONTROLS**

16. In what random way were quota controls used?

*PLEASE WRITE IN:*

**EVERYONE PLEASE ANSWER**

17. Was substitution permitted at any stage of your selection process or during fieldwork?



The WORLD VALUES SURVEY ASSOCIATION

[www.worldvaluessurvey.org](http://www.worldvaluessurvey.org)

Yes ☒ → **ANSWER**

No ☐ → **GO TO 19**

**IF 'YES'**

18. In what way was substitution permitted?

*PLEASE WRITE IN:*

Substitutions were of two types. Some sampling units (or electoral sections in this case) were substituted due to inaccessibility (for example, closed roads) or for security reasons (for example, sampling points in territories controlled by drug cartels). Substitutions followed the same probability methods using clusters of sampling points similar to those substituted (for example, if it was a rural polling point it was substituted by another rural point generally in the same geographical area and state). Substitution of sampling points represented 2.6 percent of the sample.

The other type of substitution was the respondent's substitution, which was due to non-response, non-contacts or refusals. In that case, another household in the same block or adjacent block was selected following the same probability method, and a respondent within that household.

**EVERYONE PLEASE ANSWER**

19. Did you use any stratification factors when drawing your sample?

Yes ☒ → **ANSWER**


No ☐ → **GO TO 21**

**IF STRATIFICATION FACTORS USED**

20. What stratification factors were used, and at what stage(s) of selection?

*PLEASE WRITE IN:*

The primary sampling units (electoral sections) were stratified by urban-rural categories, following the Electoral National Institute's classification.



**EVERYONE PLEASE ANSWER**

21. All in all, what are the known limitations of your realized sample?

For example: non-response rate; is there differential coverage of particular groups, either because of sample design or response differences?

% response or % non-response: PLEASE WRITE IN:

22. Please fill in the following details about your sample. If some categories do not apply, please complete to the highest level of detail possible and use the 'other' box to give more information.

**This information is included in the methodological report attached.**

- |  |                      |                      |                      |                      |
|--|----------------------|----------------------|----------------------|----------------------|
| Total number of <u>starting</u> names/addresses                                | <input type="text"/> | <input type="text"/> | <input type="text"/> | <input type="text"/> |
| - addresses which could not be traced at all                                   | <input type="text"/> | <input type="text"/> | <input type="text"/> | <input type="text"/> |
| - addresses established as empty, demolished or containing no private dwelling | <input type="text"/> | <input type="text"/> | <input type="text"/> | <input type="text"/> |
| - selected respondent too sick/incapacitated to participate                    | <input type="text"/> | <input type="text"/> | <input type="text"/> | <input type="text"/> |
| - selected respondent away during survey period                                | <input type="text"/> | <input type="text"/> | <input type="text"/> | <input type="text"/> |
| - selected respondent had inadequate understanding of language of survey       | <input type="text"/> | <input type="text"/> | <input type="text"/> | <input type="text"/> |
| - no contact at selected address   | <input type="text"/> | <input type="text"/> | <input type="text"/> | <input type="text"/> |
| - no contact with selected person  | <input type="text"/> | <input type="text"/> | <input type="text"/> | <input type="text"/> |
| - refusal at selected address  | <input type="text"/> | <input type="text"/> | <input type="text"/> | <input type="text"/> |
| - proxy refusal (on behalf of selected respondent)                             | <input type="text"/> | <input type="text"/> | <input type="text"/> | <input type="text"/> |
| - personal refusal by selected respondent                                      | <input type="text"/> | <input type="text"/> | <input type="text"/> | <input type="text"/> |
| - other type of unproductive (please write in full details in the box below)   | <input type="text"/> | <input type="text"/> | <input type="text"/> | <input type="text"/> |
| - full productive interview  | <input type="text"/> | <input type="text"/> | <input type="text"/> | <input type="text"/> |
| - partial productive interview   | <input type="text"/> | <input type="text"/> | <input type="text"/> | <input type="text"/> |

**IF 'OTHER' CATEGORY USED**

23. Please specify:





**SECTION 3: FIELDWORK**

24. If interviews were not face-to-face, please specify the way of interviewing:

**All interviews were conducted face-to-face in the respondents' household.**

25. The next group of questions are about interviewers.

If no interviewers were used at any point in the WVS survey, please go to Q26.

**IF INTERVIEWERS USED**

- a. Were interviewers paid according to performance (for example, according to the number of interviews they obtained)?

Yes ☐

No ☒

- b. Which, if any, of these rules governed how an interviewer approached an address/household?

*PLEASE TICK THOSE THAT APPLY*

Calls must be made at different times of day ☒

Calls must be made on different days of week ☒

Neither of the above ☐

- c. Were interviewers required to make a certain number of re-calls before they stopped approaching an address or household?

Minimum number of re-calls required - please write in number

No minimum re-call requirement ☒

- d. Were any interviews supervised?

Yes - please write in approximate proportion   %

No ☐

- e. Were any interviews back-checked?

Yes - please write in approximate proportion   %

No ☒



**EVERYONE PLEASE ANSWER**

26. Please write in the approximate start and end dates of fieldwork: **DD MM YY**

Start date 

1	8	0	1	1	8
---	---	---	---	---	---

End date 

0	1	0	5	1	8
---	---	---	---	---	---

27. Please write in the name of the institute which has done the fieldwork.

Alejandro Moreno, Moreno & Sotnikova Social Research and Consulting S.C.

---

**SECTION 4: DATA**

28. Were any measures of coding reliability employed?

Yes → 

X
---

**ANSWER**  
No 

--

**GO TO 29**

28a. Which one? Please specify

Double-entry of a number of selected questionnaires.

29. Were the data from the questionnaire keyed subsequent to the interview (that is, non-CAPI surveys)?

Yes → 

X
---

**ANSWER**  
No → 

--

**GO TO 31**

**IF DATA KEYED**

30. Was keying verified?

Yes - please write in approximate level of verification 

	1	0
--	---	---

 %  
No 

--

**EVERYONE PLEASE ANSWER**

31. Were any reliability checks made on derived variables?



32. Were data checked/edited to ensure that filter instructions were followed correctly? Yes ☒ No ☐
33. Were data checked/edited for logic or consistency? Yes ☒ No ☐
34. Were data checked/edited to ensure they fell within permitted coding ranges? Yes ☒ No ☐
35. Have you answered 'yes' on any or all of questions 32 to 34 above?
- Yes ☒ → **ANSWER**
- No ☐ → **GO TO 37**

**IF DATA CHECKED/EDITED**

36. Were errors corrected individually or automatically (through, for example, a 'forced' edit)?
- Yes - individual correction ☒
- Yes - automatic correction ☐
- No - not corrected ☐

**EVERYONE PLEASE ANSWER**

37. Did you add a weight variable?
- Yes ☒ → **ANSWER**
- No ☐ → **GO TO 39**

**IF WEIGHT VARIABLE ADDED**

38. Please describe the weighting or post-stratification strategy used.

A weight variable based on population distribution by sex, age, and education was added.

**SECTION 5: CHARACTERISTICS OF NATIONAL POPULATION**



39. Each member is asked to provide information on known characteristics of its national population, from census or the best available estimates from government surveys or other high-quality data-sources:

- sex distribution of the population
- age distribution of the population
- education (years of schooling) of the population
- other characteristics (PLEASE SPECIFY)

Please specify also the sources which have been used. Please note that the number of characteristics is what is minimal required. You can add as many characteristics as you like, but do not forget to specify them.

In the table below please present the information from census or from other government surveys or other high-quality data (column SOURCE 1) and the proportions obtained in your data, before and after weighting

	Source:	Unweighted data	Weighted data
<b>Gender</b>			
Male	Instituto Nacional Electoral, 2018	49.8	47.8
Female	Instituto Nacional Electoral, 2018	50.2	52.2
<b>Age Groups</b>			
18 - 29 years	Instituto Nacional Electoral, 2018	25.5	28.6
30 – 49 years	Instituto Nacional Electoral, 2018	38.8	40.2
50 – years & +	Instituto Nacional Electoral, 2018	35.7	31.2
<b>Years/Schooling Groups</b>			
No education/ Primary school	Instituto Nacional de Estadística y Geografía (INEGI), 2015	59.4	59.6
Secondary school	Instituto Nacional de Estadística y Geografía (INEGI), 2015	25.4	20.5
Incomplete/Complete university-level education	Instituto Nacional de Estadística y Geografía (INEGI), 2015	15.2	19.9
<b>Other characteristics</b> Please specify			
Urban	Instituto Nacional Electoral, 2018	69.0	68.8
Rural*	Instituto Nacional Electoral, 2018	31.0	31.2
Includes mixed category in INE electoral sections			