



The WORLD VALUES SURVEY ASSOCIATION

www.worldvaluessurvey.org

SURVEY METHODOLOGY REPORT

METHODOLOGICAL QUESTIONNAIRE

(TO BE COMPLETED AND SENT TO THE DATA ARCHIVE

JOINTLY WITH THE DATA FILE)

Country:	Puerto Rico
Organization:	Universidad del Sagrado Corazón / Instituto de Estadísticas
Principal Investigator:	Javier J. Hernández Acosta
E-mail (primary contact):	Javierj.hernandez@sagrado.edu
Person in charge for fieldwork:	Javier J. Hernández Acosta
E-mail (secondary contact):	



SECTION 1: THE QUESTIONNAIRE

1. Have any optional questions and/or items been included?

No ☐

Yes (PLEASE WRITE IN QUESTION AND/OR ITEMNUMBERS BELOW)

2. Were country-specific questions, and/or items i. e. neither compulsory nor optional WVS questions, or questions included in the survey?

No country-specific questions included

☐ → Go to Q 4

Country-specific questions were included

☒

ANSWER IF THERE WERE COUNTRY-SPECIFIC QUESTIONS

3. Were country specific questions included at the end of the questionnaire, just before the demographics?

Yes ☐ → GO TO Q 4

No ☒

3a Please indicate the location of the country-specific questions which were not at the end of the questionnaire

WRITE IN BELOW :

QB 1 – QB 13 - How your views regarding this section have changed after Hurricane María?

This question was included after each of the 13 section of the survey.

EVERYONE PLEASE ANSWER

4. Were all questions asked in the prescribed order?

Yes ☒

No ☐

5. Were all core questions included in your questionnaire (by core we mean all items except those that were optional)?



No - some question(s) from WVS questionnaire **not** included

☐ → ANSWER

No - some demographic question(s) **not** included

☐ → ANSWER

Yes - all questions **included**

☒ → SECTION 2

IF ANY CORE or DEMOGRAPHIC WVS QUESTIONS WERE NOT INCLUDED

6. Please write in details of the items and the reasons why they were not included.

question number or description of question:

Reason(s) not included:

SECTION 2: SAMPLING

7. Was your sample designed to be representative of the entire adult population, i. e. 18 years and older, of your country?

Yes

☒ → GO TO Q 9

NO

☐ → ANSWER



IF NOT DESIGNED TO BE REPRESENTATIVE

8. Which groups were excluded from, under-represented or over-represented in your sample design?

Excluded (PLEASE SPECIFY):

Over-represented: (PLEASE SPECIFY):

Under-represented (PLEASE SPECIFY):

EVERYONE PLEASE ANSWER

9. What was the lower age cut-off for your sample?

Yes - please write in cut-off

No cut-off ☒

10. Was there any upper age cut-off for your sample?

Yes - please write in cut-off

No cut-off ☒


11. What were the different stages in your sampling procedure?

PLEASE WRITE IN:

12. What was the final number of clusters or sampling points?

No clusters ☒

WRITE IN:



13. What was the sampled unit you got from office sampling?

Address ☐ → ANSWER

Household ☒ → ANSWER

Named individual ☐ → GO TO 17

Other (PLEASE WRITE IN DETAILS BELOW) ☐ → ANSWER

IF NAMED INDIVIDUAL WAS NOT THE SAMPLED UNIT

14. What selection method was used to identify a respondent?

PLEASE SPECIFY:

Kish Method, or the adult over 18 years old having the next birthdate.

15. Were there any quota-controls on the type of individual selected to take part in the survey (for example, age or sex controls)?

Yes ☐ → ANSWER


No ☒ → GO TO 17

IF QUOTA CONTROLS

16. In what way were quota controls used?

PLEASE WRITE IN:

EVERYONE PLEASE ANSWER



The WORLD VALUES SURVEY ASSOCIATION

www.worldvaluessurvey.org

17. Was substitution permitted at any stage of your selection process or during fieldwork?

Yes ☐ → **ANSWER**

No ☒ → **GO TO 19**

IF 'YES'

18. In what way was substitution permitted?

PLEASE WRITE IN:

EVERYONE PLEASE ANSWER

19. Did you use any stratification factors when drawing your sample?


Yes ☒ → **ANSWER**

No ☐ → **GO TO 21**

IF STRATIFICATION FACTORS USED

20. What stratification factors were used, and at what stage(s) of selection?

PLEASE WRITE IN: Geography of the Island, cities and socioeconomic status.



EVERYONE PLEASE ANSWER

21. All in all, what are the known limitations of your realized sample?

For example: non-response rate; is there differential coverage of particular groups, either because of sample design or response differences?

Response rate were closed to 70%.

% response or % non-response: PLEASE WRITE IN:

22. Please fill in the following details about your sample. If some categories do not apply, please complete to the highest level of detail possible and use the 'other' box to give more information.

Total number of <u>starting</u> names/addresses	1	6	1	0
- addresses which could not be traced at all				
- addresses established as empty, demolished or containing no private dwelling			8	9
- selected respondent too sick/incapacitated to participate		1	9	5
- selected respondent away during survey period		1	2	7
- selected respondent had inadequate understanding of language of survey				
- no contact at selected address			5	0
- no contact with selected person				
- refusal at selected address				
- proxy refusal (on behalf of selected respondent)				
- personal refusal by selected respondent			N	A
- other type of unproductive (please write in full details in the box below)				
- full productive interview	1	1	2	7
- partial productive interview			2	2

IF 'OTHER' CATEGORY USED

23. Please specify



SECTION 3: FIELDWORK

24. If interviews were not face-to-face, please specify the way of interviewing:

25. The next group of questions are about interviewers.

If no interviewers were used at any point in the WVS survey, please go to Q26.

IF INTERVIEWERS USED

- a. Were interviewers paid according to performance (for example, according to the number of interviews they obtained)?

Yes ☐

No ☒

- b. Which, if any, of these rules governed how an interviewer approached an address/household?

PLEASE TICK THOSE THAT APPLY

Calls must be made at different times of day ☒

Calls must be made on different days of week ☒

Neither of the above ☐

- c. Were interviewers required to make a certain number of re-calls before they stopped approaching an address or household?

Minimum number of re-calls required - please write in number

No minimum re-call requirement ☐

- d. Were any interviews supervised?


Yes - please write in approximate proportion %

No ☐

- e. Were any interviews back-checked?

Yes - please write in approximate proportion %

No ☐



EVERYONE PLEASE ANSWER

26. Please write in the approximate start and end dates of fieldwork: **DD MM YY**

Start date

0	3	1	6	1	8
---	---	---	---	---	---

End date

1	0	2	7	1	8
---	---	---	---	---	---

27. Please write in the name of the institute which has done the fieldwork.

Universidad del Sagrado Corazón

SECTION 4: DATA

28. Were any measures of coding reliability employed?

Yes → ☐ **ANSWER**
No ☐ **GO TO 29**

28a. Which one? Please specify

29. Were the data from the questionnaire keyed subsequent to the interview (that is, non-CAPI surveys)?

Yes → ☐ **ANSWER**
No → ☒ **GO TO 31**

IF DATA KEYED

30. Was keying verified?

Yes - please write in approximate level of verification

--	--	--

 %
No ☐

EVERYONE PLEASE ANSWER

31. Were any reliability checks made on derived variables?

Yes ☒
No ☐



32. Were data checked/edited to ensure that filter instructions were followed correctly?

Yes ☒

No ☐

33. Were data checked/edited for logic or consistency?

Yes ☒

No ☐

34. Were data checked/edited to ensure they fell within permitted coding ranges?

Yes ☒

No ☐

35. Have you answered 'yes' on any or all of questions 32 to 34 above?

Yes ☒ → **ANSWER**

No ☐ → **GO TO 37**

IF DATA CHECKED/EDITED

36. Were errors corrected individually or automatically (through, for example, a 'forced' edit)?

Yes - individual correction ☒

Yes - automatic correction ☐

No - not corrected ☐

EVERYONE PLEASE ANSWER


37. Did you add a weight variable?

Yes ☐ → **ANSWER**

No ☒ → **GO TO 39**

IF WEIGHT VARIABLE ADDED

38. Please describe the weighting or post-stratification strategy used.



SECTION 5: CHARACTERISTICS OF NATIONAL POPULATION

39. Each member is asked to provide information on known characteristics of its national population, from census or the best available estimates from government surveys or other high-quality data-sources:

- sex distribution of the population
- age distribution of the population
- education (years of schooling) of the population
- other characteristics (PLEASE SPECIFY)

Please specify also the sources which have been used. Please note that the number of characteristics is what is minimal required. You can add as many characteristics as you like, but do not forget to specify them.

In the table below please present the information from census or from other government surveys or other high-quality data (column SOURCE 1) and the proportions obtained in your data, before and after weighting

	Source: US CENSUS	Unweighted data	Weighted data
Gender			
Female	52.6%	60.7%	
Male	47.4%	39.3%	
Age Groups			
18 - 29 years			
30 - 39 years			
40 - 49 years			
50 - 59 years			
60 years & +			
Years/Schooling Groups			
No Education			
Primary/secondary school			
Incomplete/Complete university-level education			
Other characteristics Please specify			
Urban			
Rural			