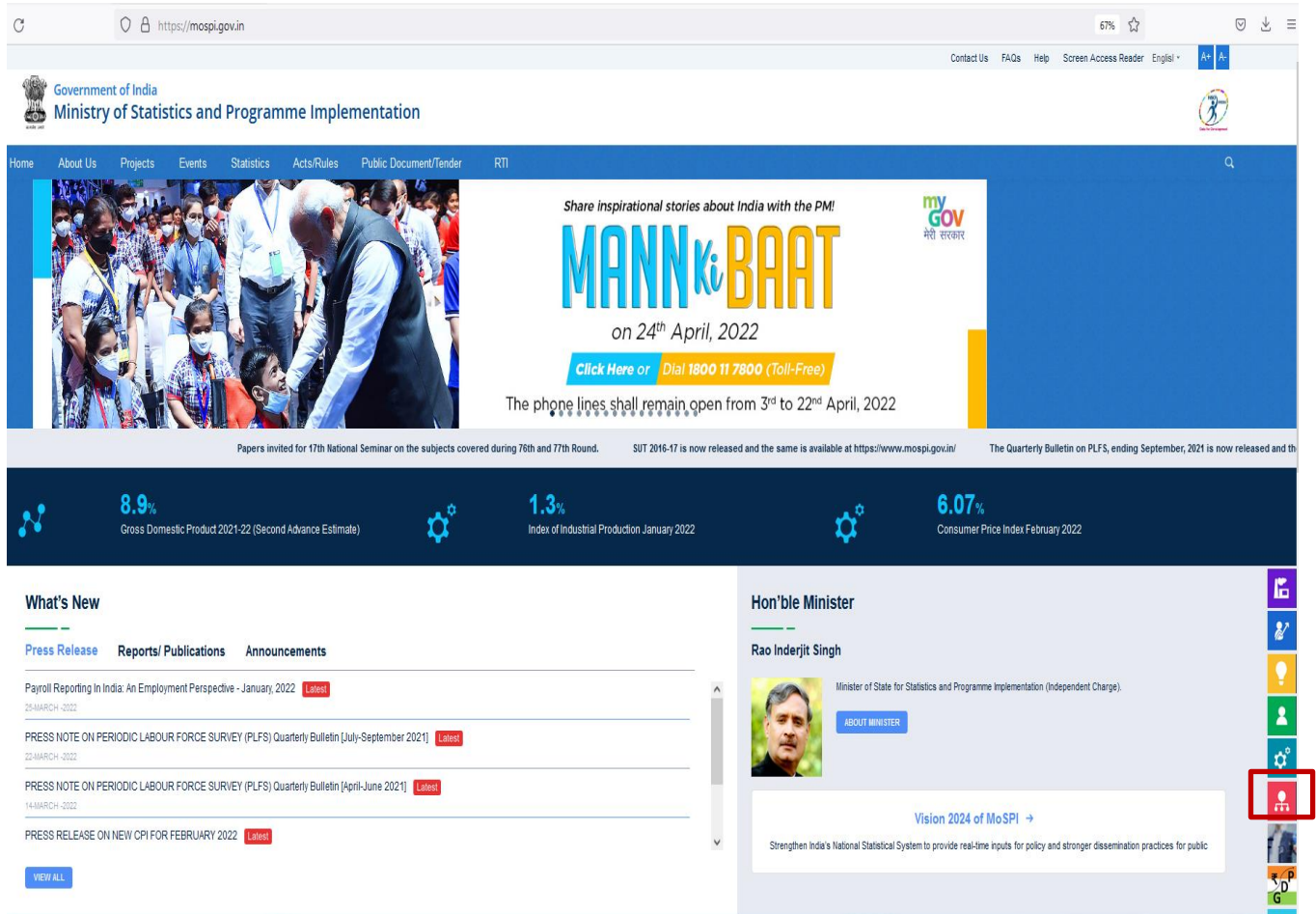


Guide to download Microdata

Step I : Please visit at url <http://mospi.gov.in/> to select the type of data required.



The screenshot shows the homepage of the Ministry of Statistics and Programme Implementation (Mospi) website. The header includes the Government of India logo and the ministry's name. A navigation bar lists various sections like Home, About Us, Projects, Events, Statistics, Acts/Rules, Public Document/Tender, and RTI. A large banner for 'MANN Ki BAAT' on 24th April, 2022, is featured, along with a 'myGov' logo. Below the banner, there are three key statistics: Gross Domestic Product (8.9%), Index of Industrial Production (1.3%), and Consumer Price Index (6.07%). The 'What's New' section lists recent press releases and reports. On the right, there is a section for the 'Hon'ble Minister' Rao Inderjit Singh, including a photo and a link to 'Vision 2024 of MoSPI'. A vertical sidebar on the far right contains icons for various services, with the 'RTI' icon highlighted by a red box.

Government of India
Ministry of Statistics and Programme Implementation

Home About Us Projects Events Statistics Acts/Rules Public Document/Tender RTI

Share inspirational stories about India with the PM!
MANN Ki BAAT
on 24th April, 2022
Click Here or Dial 1800 11 7800 (Toll-Free)
The phone lines shall remain open from 3rd to 22nd April, 2022

myGov
मेरी सरकार

Papers invited for 17th National Seminar on the subjects covered during 76th and 77th Round. SUT 2016-17 is now released and the same is available at <https://www.mospi.gov.in/> The Quarterly Bulletin on PLFS, ending September, 2021 is now released and th

8.9%
Gross Domestic Product 2021-22 (Second Advance Estimate)

1.3%
Index of Industrial Production January 2022

6.07%
Consumer Price Index February 2022

What's New

Press Release Reports/ Publications Announcements

Payroll Reporting in India: An Employment Perspective - January, 2022 **Latest**
28-MARCH-2022

PRESS NOTE ON PERIODIC LABOUR FORCE SURVEY (PLFS) Quarterly Bulletin (July-September 2021) **Latest**
22-MARCH-2022

PRESS NOTE ON PERIODIC LABOUR FORCE SURVEY (PLFS) Quarterly Bulletin (April-June 2021) **Latest**
14-MARCH-2022

PRESS RELEASE ON NEW CPI FOR FEBRUARY 2022 **Latest**

[VIEW ALL](#)

Hon'ble Minister
Rao Inderjit Singh
Minister of State for Statistics and Programme Implementation (Independent Charge).
[ABOUT MINISTER](#)

Vision 2024 of MoSPI →
Strengthen India's National Statistical System to provide real-time inputs for policy and stronger dissemination practices for public

RTI



सांख्यिकी और कार्यक्रम कार्यान्वयन मंत्रालय Ministry of Statistics & Programme Implementation

National Data Archive

An online microdata library



[Microdata Catalog](#)

[Data Dissemination](#)

[Contact Us](#)

The Ministry of Statistics and Programme Implementation, Government of India, has been disseminating microdata from its surveys and censuses since long. This web-based survey cataloging system is powered by the [National Data Archive](#) (NADA) software developed by the [International Household Survey Network](#) (IHSN). This system serves as a portal for researchers to browse, search, and download relevant census or survey documents and metadata.

The Microdata Archive provides web based access to the complete metadata of over 143 surveys and censuses conducted under the National Sample Survey (NSS) programme, Annual Survey of Industries (ASI) and the Economic Census currently available with the Ministry. Efforts are on to include metadata of surveys conducted by the State Governments and other government agencies.

The metadata now provided in the archive includes, survey methodology, sampling procedures, questionnaires, instructions, survey reports, classifications, code directories etc. Importantly the archive provides all details of the data files that are disseminated to users along with case summaries.

OR

Visit url <http://microdata.gov.in/nada43/index.php/catalog/central/about> to select the type of data required.

Central Data Catalog

[COLLECTIONS](#)

[DATASETS](#)

NATIONAL COLLECTION



Annual Survey of Industries

Annual Survey of Industries covers the manufacturing units in the registered sector. It provides comprehensive information relating to input, output, value added, employment, assets etc of the registered factories.



Household Consumer Expenditure

These are surveys to capture household expenditure on consumption of various items in both quantitative and value terms. There are both annual and quinquennial surveys.



Economic Census

Economic Census (EC) is the complete count of all establishments (i.e. units engaged in production and/or distribution of goods and services not for the purpose of sole consumption) located within the geographical boundaries of the country.



Enterprises Surveys

These studies cover unorganised sectors like trade, manufacturing and services and provide data on input, output, value added, employment and related variables.



Employment and Unemployment

The basic objective of the employment-unemployment surveys NSSO is to get estimates of the employment and unemployment characteristics at national and state level. The studies include both thin sample and large sample surveys. Related subjects like informal sector, migration etc are also included.

Select Collection to explore catalogs in it . Here Employment and Unemployment collection.

Employment and Unemployment

[ABOUT](#)[DATASETS](#)

The basic objective of the employment-unemployment surveys NSSO is to get estimates of the employment and unemployment characteristics at national and state level. The studies include both thin sample and large sample surveys. Related subjects like informal sector, migration etc are also included.

[Visit catalog »](#)

List of Catalog will display as shown below

Select Datasets/ Visit Catalog tab.

Employment and Unemployment

[ABOUT](#)[DATASETS](#)

Found **10** studies out of **10**



Sort results by: **Country** ▲ | [Year](#) | [Title](#) | [Popularity](#)

Showing **1-10** of **10** studies



Employment and Unemployment, July 2011- June 2012, NSS 68th Round

India, 2011-2012

By: National Sample Survey Office - NSSO

Created on: Jan 18, 2018 Last modified: Feb 20, 2019 Views: 1109391



Employment and Unemployment, July 2009 - June 2010, 66th Round

India, 2009-2010

By: National Sample Survey Office - NSSO

Created on: Jan 18, 2018 Last modified: Jan 18, 2018 Views: 20347



Employment, Unemployment and Migration Survey, July 2007 - June 2008, NSS 64th Round

India, 2007-2008

By: National Sample Survey Office - M/o Statistics and Programme Implementation (MOSPI), Government of India (GOI)

Created on: Jan 18, 2018 Last modified: Jan 18, 2018 Views: 9313

Select desired Study to view/download Microdata / Metadata

India - Employment and Unemployment, July 2011- June 2012, NSS 68th Round

	Reference ID	DDI-IND-MOSPI-NSSO-68-10-2013	CREATED ON	Jan 18, 2018
	Year	2011 - 2012	LAST MODIFIED	Feb 20, 2019
	Country	India	PAGE VIEWS	1109392
	Producer(s)	National Sample Survey Office - NSSO		
	Sponsor(s)	Govt. of India - - Ministry of Statistics & Programme Implementation - -		
	Collection(s)	Employment and Unemployment		
<div>DOCUMENTATION STUDY DESCRIPTION DATA DESCRIPTION + GET MICRODATA</div>				

Click on **GET MICRODATA** tab. If user is already registered, enter username/ Password else click on Register for registration.

To access public access files, please login or register to continue.

Log in

Email Address:

Password:



Type the text in the box

Login

Register

[Forgot password](#)

User Registration

First Name *

Last Name *

Email Address *


Country *

-

▼

Password *

Password Confirm *



Type the text in the box

register

Cancel

Fill all mandatory fields for registration.

Register

Your account has been created but before you can login, we need to confirm your email address. We have emailed you the instructions to activate your user account.

Confirmation mail will be sent to the user.

To access public access files, please login or register to continue.

Log in

Email Address:

Password:



Type the text in the box

Login

[Register](#)

[Forgot password](#)

Once user is created, enter login/ password.

India - Employment and Unemployment, July 2011- June 2012, NSS 68th Round



Reference ID DDI-IND-MOSPI-NSSO-68-10-2013
Year 2011 - 2012
Country India
Producer(s) National Sample Survey Office - NSSO
Sponsor(s) Govt. of India - -
Ministry of Statistics & Programme Implementation - -
Collection(s) [Employment and Unemployment](#)

CREATED ON
Jan 18, 2018

LAST MODIFIED
Feb 20, 2019

PAGE VIEWS
1109400

[DOCUMENTATION](#)

[STUDY DESCRIPTION](#)

[DATA DESCRIPTION](#)

[GET MICRODATA](#)

Fill out the application to access the required dataset and click on **Submit** button after agreeing the data access agreement

DOCUMENTATION	STUDY DESCRIPTION	DATA DESCRIPTION	GET MICRODATA
---------------	-------------------	------------------	---------------

Application for Access to a Public Use Dataset

*Fields marked with * are mandatory.*

The information provided on this page will be kept confidential and will be used for internal purposes only.

Category Of Applicant	Select Category ▼
Designation	
Postal Address	
Telephone Number	
Website	
Estimated No Of User Request Data	
Type Of Dataset	Select Dataset ▼
First name	
Last name	
Organization	
E-mail	
Dataset requested	126 - Household Consumer Expenditure, NSS 68th Round Sch1.0 Type 2 : July 2011 - June 2012, Type - 2 2012

* Intended use of the data:

Please provide a short description of your research project (project question, objectives, methods, expected outputs, partners)

Data Access Agreement

1. Access to requested data will be limited to the applicant, and in case of application made on behalf of an organization, to bonafide users in the organization.
2. The data will be only for the stated purpose(s). Data will not be used for proprietary or law-enforcement purposes.
3. No attempt will be made to identify any individual person, family, business, enterprise, etc. If such a unique disclosure occurs inadvertently, the identification will not be revealed to anyone nor any use will be made of the identity of any person/ entity discovered, and full details in such cases will be reported to Ministry of Statistics & Programme Implementation (MoSPI).
4. The applicant will implement security measures to prevent unauthorized access to data acquired.
5. Any books, articles, papers, theses, reports, publications, etc. that employ data obtained under this request, will cite the data source in accordance with the established norms/practices.
6. An electronic copy of all reports and publications based on the requested data will be sent to the National Data Archive.
7. MoSPI bear no responsibility for use of the data or for any interpretation based on it.


By continuing past this point to the data retrieval process, you signify your agreement to comply with the above-stated terms and conditions and give your assurance that the use of statistical data obtained from the National Data Archive will conform to widely-accepted standards of practice and legal restrictions that are intended to protect the confidentiality of respondents.

☐ I agree

Submit

Download the dataset(s).

India - Employment and Unemployment, July 2011- June 2012, NSS 68th Round



Reference ID DDI-IND-MOSPI-NSSO-68-10-2013

Year 2011 - 2012

Country India

Producer(s) National Sample Survey Office - NSSO

Sponsor(s) Govt. of India - -
Ministry of Statistics & Programme Implementation - -

Collection(s) [Employment and Unemployment](#)





















CREATED ON
Jan 18, 2018

LAST MODIFIED
Feb 20, 2019

PAGE VIEWS
1109403

[DOCUMENTATION](#) [STUDY DESCRIPTION](#) [DATA DESCRIPTION](#) [GET MICRODATA](#)

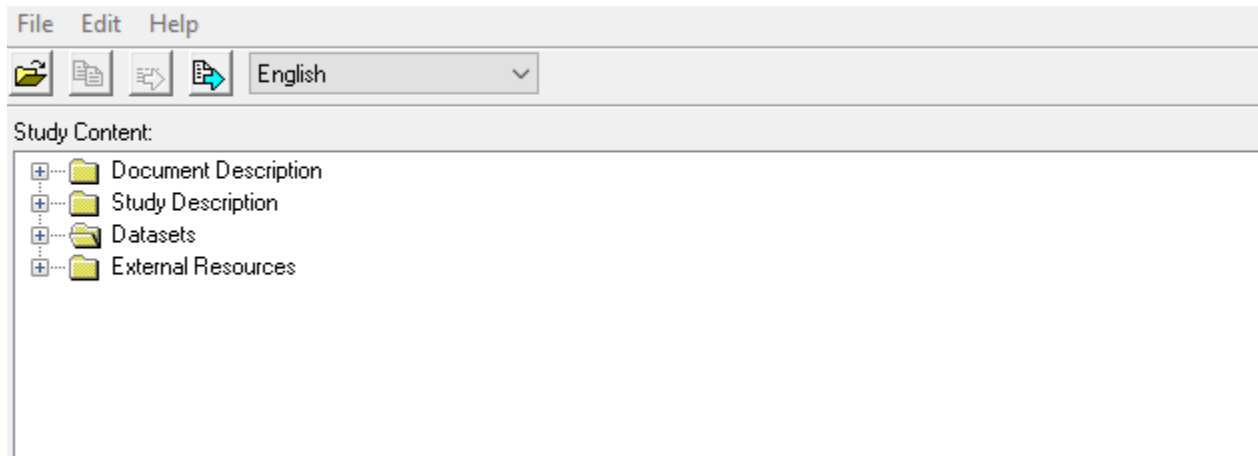
Data Files

 Block_1-2_Sample_data	 257.04 KB
 Block_3_Sample_data	 263.81 KB
 Block_4_Sample_data	 1.07 MB
 Block_5_1_Sample_data	 1.01 MB
 Block_5_2_Sample_data	 22.5 KB
 Block_5_3_Sample_data	 1.43 MB
 Block_6_Sample_data	 414.58 KB
 Block_7_Sample_data	 231.66 KB
 Block_8_Sample_data	 4.96 MB
 Test	 41.13 MB

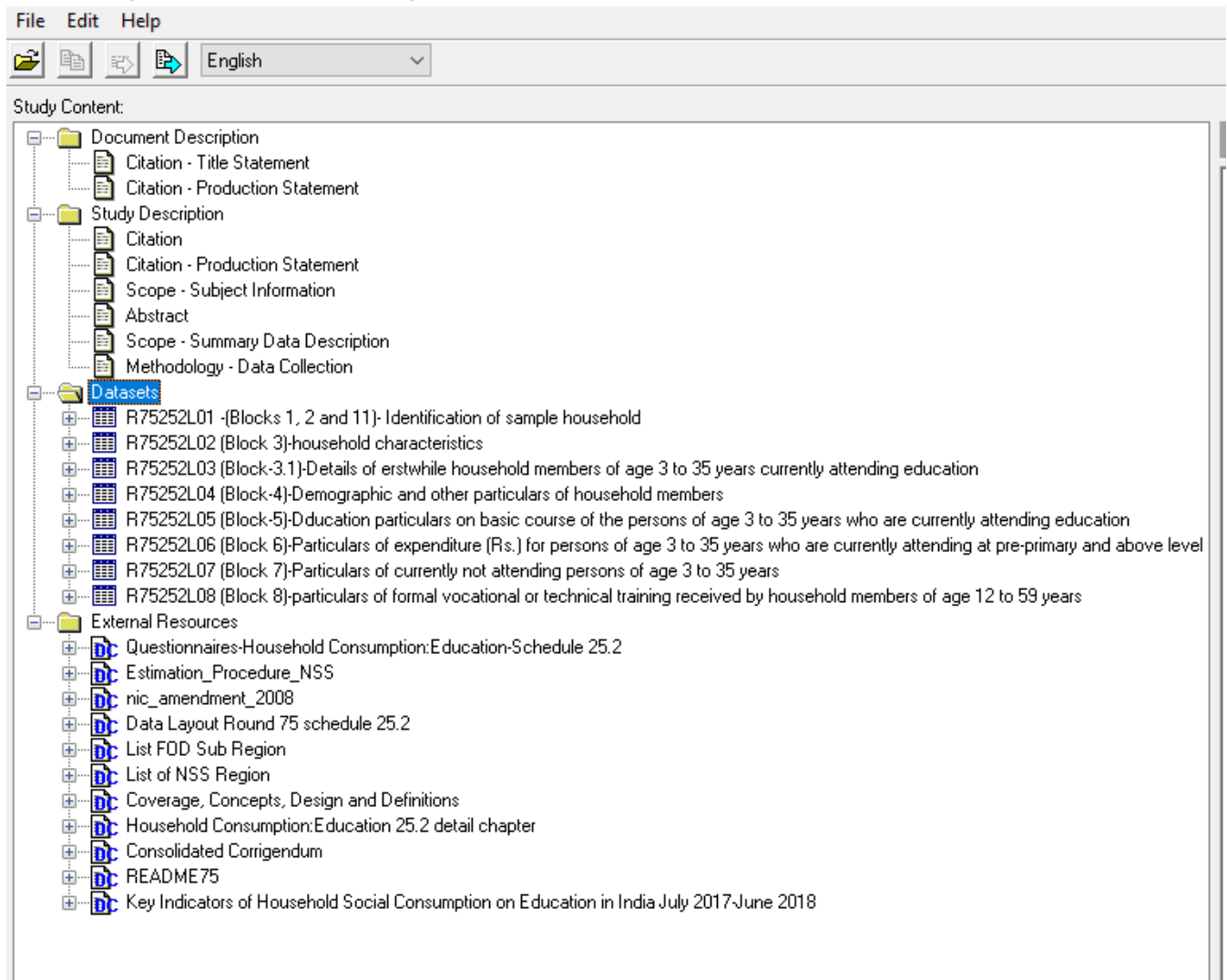
Extracting data in desired format

Step 1 : Download and Extract files from downloaded *.rar file (compressed file) , as portable *. [Nesstar file](#) and [NesstarExplorerInstaller.exe](#).

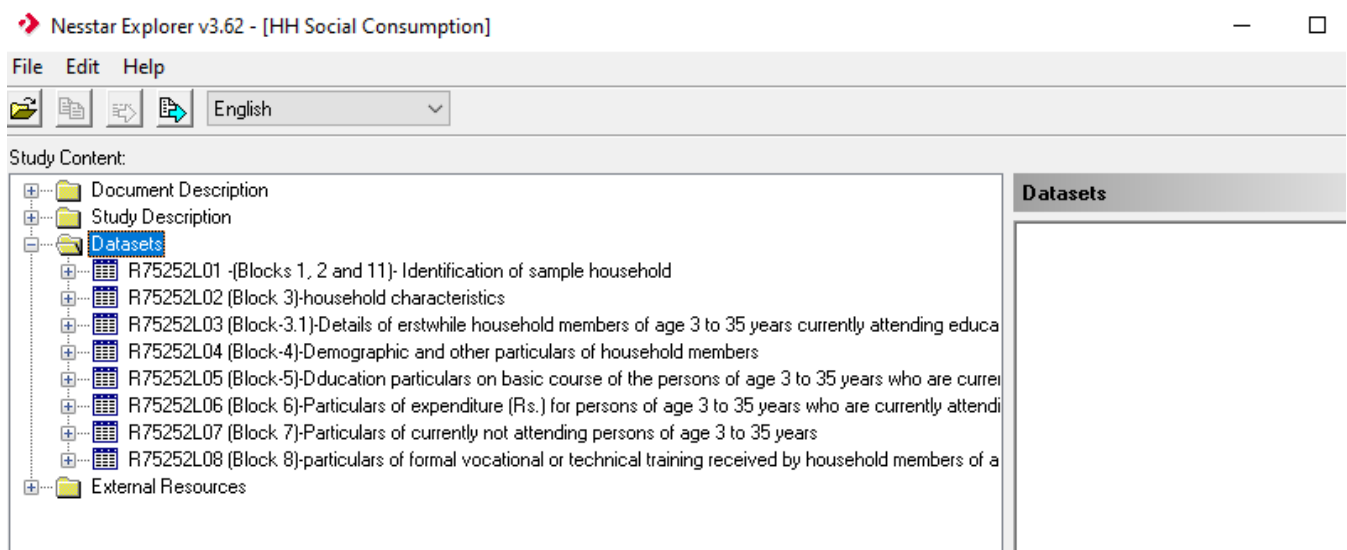
Step 2: Install Nesstar Explorer ([NesstarExplorerInstaller.exe](#)) and open *. [Nesstar file](#) OR double click on *. [Nesstar file to open in](#) Nesstar Explorer.



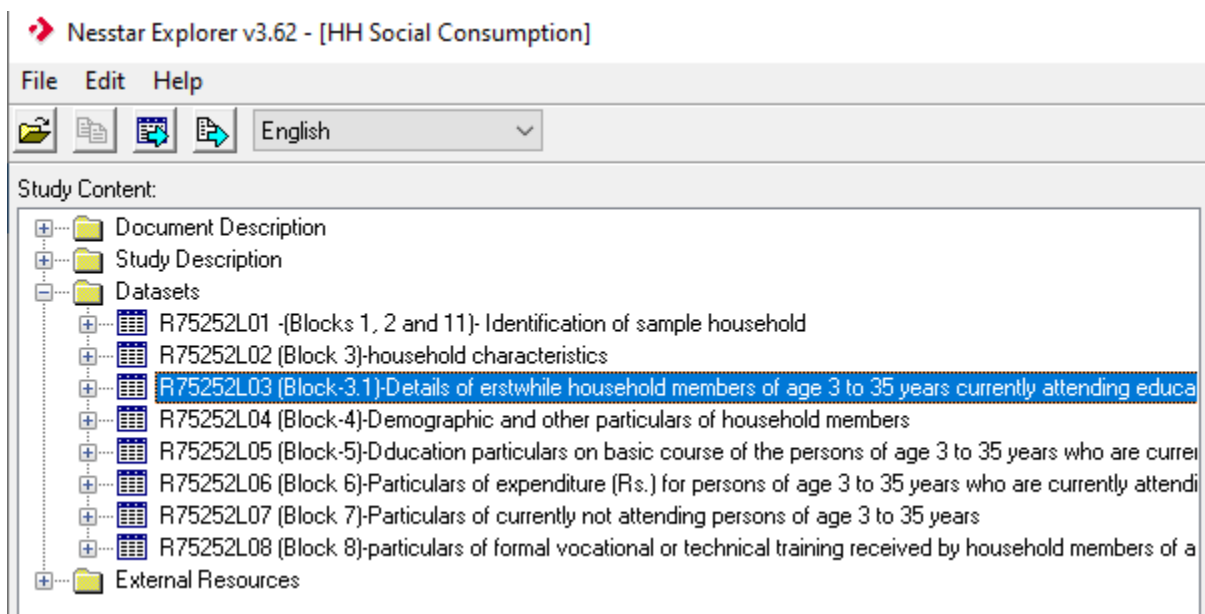
Step 3 : Using the navigation frame appearing on the left-hand side, navigate through the metadata or microdata or Dataset.



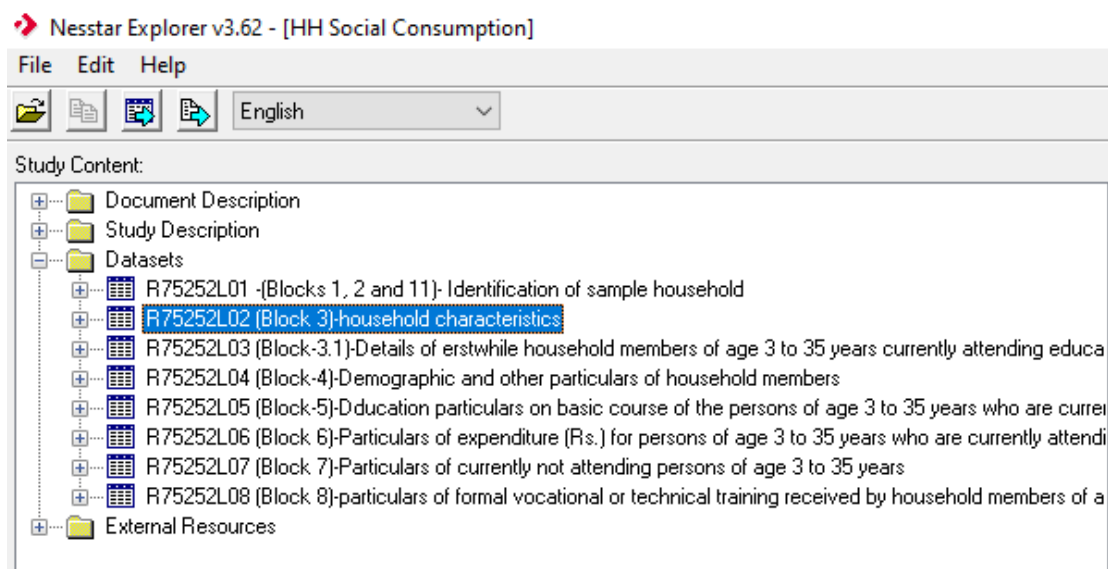
Step 4: Scroll down the [Dataset\(s\)](#) on the left frame appearing in the Nesstar Explorer.



Step 5 : Select dataset(s) to export in the formats like STATA, SPSS, SAS, DBF, ASCII etc.



Step 6 : Click on main menu **File** → **Export All Datasets** or **Export Dataset** to export all / selected data dataset(s) in desired format.



Export Dataset



Save in: New folder



Quick access



Desktop



Libraries



This PC



Network

Name

Date modified

Type

No items match your search.

File name: R75252L02 (Block 3)-household characteristics

Save as type: SPSS (*.sav)

Save

Cancel

